

PPI Detailed Report

L 2.61 :2003/7



U.S. Department of Labor
Bureau of Labor Statistics

Data for July 2003

Mining
Services



Manufacturing



U.S. DEPARTMENT OF LABOR
Elaine L. Chao, Secretary

Data for July 2003

BUREAU OF LABOR STATISTICS
Kathleen P. Utgoff, Commissioner

PPI Detailed Report (ISSN 1099-2855; USPS 485-050) is a monthly report on producer price movements including text, tables, and technical notes. An annual supplement contains monthly data for the calendar year, annual averages, and information on weights.

To order this periodical for 1 year, cite *PPI Detailed Report* (WPPI) and send your check for \$55 (\$77 foreign) or provide your VISA or MasterCard number and expiration date to Superintendent of Documents, P.O. Box 371954, Pittsburgh, PA 15220-7954. Cost of the supplement only is \$40 domestic (\$56 foreign).

Subscribers will receive the next available subscription issue after their order is received. An acknowledgement card is sent to all customers after their subscription order is processed to let them know that they will receive the next available issue.

Please wait at least 6 weeks before inquiring about your order. Then write to Subscription Service Section, U.S. Government Printing Office, Stop: SSOM, Washington, DC 20402; telephone (202) 512-1800; or fax (202) 512-2168.

POSTMASTER: Send address changes to *PPI Detailed Report*, U.S. Government Printing Office, Washington, DC 20402-0001.

Material in this publication is in the public domain, and with appropriate credit, may be reproduced without permission. This information is available to sensory impaired individuals upon request. Voice phone: (202) 691-7828; Federal Relay Service: 1-800-877-8339. Data on the PPI also can be accessed at <http://www.bls.gov/ppi> through the PPI homepage. Periodicals postage paid at Washington, DC, and at additional mailing offices.

August 2003

Cover designed by Dorothy Williams

PPI Detailed Report

Data for July 2003

Editors

Monica Gabor
Joseph Kowal
Jonathan Weinhausen

Design and Layout




Dorothy Williams

Contents

| | <i>Page</i> |
|---|-------------|
| Price movements, July 2003 | 1 |
| Resampling of industries | 5 |
| NAICS conversion | 6 |
| Charts | |
| Finished goods | 7 |
| Intermediate goods | 8 |
| Crude goods | 9 |
| Tables | |
| Producer Price Indexes | |
| 1. Stage of processing | 10 |
| 2. Selected commodity groupings by stage of processing | 11 |
| 3. Selected stage-of-processing groupings, seasonally adjusted | 15 |
| 4. Net output of major industry groups | 16 |
| 5. Net output of selected industries and their products | 17 |
| 6. Commodity groupings and individual items | 117 |
| 7. Durability of product | 154 |
| 8. Special commodity groupings | 155 |
| 9. Material and supply inputs to construction industries | 156 |
| 10. Net output of industry by stage of process | 157 |
| 11. Net material inputs to industry stage of process and final demand | 158 |
| 12. Industry and industry-classified product indexes recoded, effective July 2003 | 159 |
| 13. New industry and industry-classified product indexes introduced into the Producer Price Index, effective July 2003 | 160 |
| 14. Industry and industry-classified product indexes deleted from the Producer Price Index, effective July 2003 | 161 |
| 15. Commodity price indexes deleted from the Producer Price Index, effective July 2003 | 163 |
| 16. New commodity price indexes based on the movement of corresponding industry-based product price indexes, effective July 2003 | 164 |
| 17. Commodity price indexes based on the movement of corresponding industry-based product price indexes, effective July 2003 | 165 |
| 18. Commodity-grouping price indexes introduced into the Producer Price Index, effective July 2003 | 166 |
| Technical note | 167 |

| Scheduled Release Dates | | | |
|---|---------------------|--------------------|---------------------|
| Producer Price Index data are scheduled for initial release on the following dates: | | | |
| <i>Index month</i> | <i>Release date</i> | <i>Index month</i> | <i>Release date</i> |
| August | September 12 | November | December 12 |
| September | October 10 | December | January 14 |
| October | November 14 | | |

Price Movements July 2003




The Producer Price Index for Finished Goods inched up 0.1 percent in July, seasonally adjusted. This increase followed a 0.5-percent rise in June and a 0.3-percent decrease in May. At the earlier stages of processing, prices received by manufacturers of intermediate goods went up 0.2 percent in July, compared with a 0.5-percent gain in June. The index for crude materials declined 2.9 percent, after climbing 4.5 percent in the prior month. (See table A.)

The index for finished energy goods advanced 0.3 percent in July, following a 3.4-percent rise in June, and accounted for most of the slower rate of increase in finished goods prices. Prices for finished consumer foods moved down 0.2 percent, after rising 0.4 percent in the preceding month. By contrast, the index for finished goods other than foods and energy turned up 0.2 percent in July, following a 0.1-percent decrease a month earlier.

Before seasonal adjustment, the Producer Price Index for Finished Goods declined 0.1 percent in July to 143.0 (1982 = 100). From July 2002 to July 2003, the finished goods index moved up 3.0 percent. Over the same period, prices for finished energy goods increased 14.4 percent, the index for finished consumer foods rose 3.7 percent, and prices for finished goods other than foods and energy edged up 0.2 percent. Earlier in the pipeline, the index for intermediate goods climbed 4.4 percent, and prices received by crude goods

producers jumped 24.5 percent for the 12-month period ended in July.

Finished goods



The rate of increase in prices for finished energy goods slowed to 0.3 percent in July from a 3.4-percent rate in June. The gasoline index went up 3.6 percent, compared with a 7.6-percent gain in the previous month. Prices for home heating oil also rose less in July than they did a month earlier.

The index for residential natural gas was unchanged, following a June increase. Prices for residential electric power and liquefied petroleum gas turned down in July.

The finished consumer foods index declined 0.2 percent in July, its first decrease in 10 months. The beef and veal index declined 5.6 percent in July, after rising 6.7 percent in the previous month. Prices for pork, roasted coffee, and for shortening and cooking oils also fell, following increases in June. The soft drinks index was unchanged in July, following an increase a month earlier. Finfish and shellfish prices fell more rapidly in July than they did in the preceding month. On the other hand, the dairy products index jumped 3.4 percent in July, compared with a 1.1-percent decrease in June. Prices for fresh fruits and melons and for bakery products also turned up in July. The index for fresh and dry vegetables fell less in

Table A. Monthly and annual percent changes in selected stage-of-processing price indexes, seasonally adjusted¹

| Month | Finished goods | | | | | Intermediate goods | Crude goods |
|-----------------|----------------|-------|--------|-------------------------|--|--------------------|-------------|
| | Total | Foods | Energy | Except foods and energy | Change in finished goods from 12 months ago (unadj.) | | |
| 2002 | | | | | | | |
| July | 0.0 | -0.1 | 1.1 | -0.3 | -1.2 | 0.2 | 0.8 |
| August | 0 | -4 | 1.4 | -1 | -1.5 | .4 | 1.8 |
| September | .3 | -4 | 1.2 | .3 | -1.8 | .5 | 2.2 |
| October | .8 | .4 | 3.4 | .3 | .7 | .7 | 2.2 |
| November | -3 | .4 | -1.6 | -1 | 1.0 | -1 | 3.7 |
| December | -3 | .4 | .2 | -6 | 1.2 | -1 | 2.0 |
| 2003 | | | | | | | |
| January | 1.4 | 1.9 | 4.6 | .3 | 2.5 | 1.2 | 7.6 |
| February | 1.1 | .4 | 7.4 | -1 | 3.3 | 2.0 | 5.2 |
| March | 1.4 | .2 | 5.4 | .7 | 4.0 | 2.1 | 13.0 |
| April | -1.7 | .8 | -8.5 | -6 | 2.4 | -2.2 | -16.0 |
| May | -3 | .1 | -2.6 | .1 | 2.5 | -8 | 1.7 |
| June | .5 | .4 | 3.4 | -1 | 2.9 | .5 | 4.5 |
| July | .1 | -2 | .3 | .2 | 3.0 | .2 | -2.9 |

¹ Some percent changes shown here and elsewhere in "Price Movements July 2003" may differ from those previously reported, because indexes for

March 2003 have been recalculated to incorporate late reports and corrections by respondents. All indexes are subject to revision 4 months after original publication.

Table B. Monthly and annual percent changes in selected price indexes for intermediate goods and crude goods, seasonally adjusted¹

| Month | Intermediate goods | | | | Crude goods | | | |
|-----------------|--------------------|--------|-------------------------|--|-------------|-----------------|-------------------------|---|
| | Foods | Energy | Except foods and energy | Change in intermediate goods from 12 months ago (unadj.) | Foods | Energy (unadj.) | Except foods and energy | Change in crude goods from 12 months ago (unadj.) |
| 2002 | | | | | | | | |
| July | 1.3 | 0.0 | 0.2 | -1.5 | 0.6 | 0.3 | 1.7 | -6.2 |
| August | .7 | 1.5 | .2 | -1.0 | 1.7 | 3.2 | -.4 | -3.8 |
| September | 1.1 | 2.2 | .1 | -.6 | 1.3 | 4.6 | -.2 | 3.1 |
| October | -.3 | 3.4 | .2 | 1.6 | .2 | 5.1 | .3 | 15.4 |
| November | .5 | -1.2 | .1 | 2.4 | 1.1 | 7.8 | 1.4 | 13.7 |
| December | 1.0 | -.5 | -.1 | 3.2 | 1.3 | 3.3 | .2 | 24.7 |
| 2003 | | | | | | | | |
| January | 1.5 | 5.6 | .4 | 4.5 | 5.3 | 13.0 | 1.3 | 28.7 |
| February | .7 | 7.9 | .7 | 6.6 | .7 | 9.9 | 3.4 | 36.7 |
| March | -.3 | 10.2 | .4 | 8.0 | -1.8 | 30.1 | -.3 | 46.8 |
| April | .1 | -10.8 | -.1 | 4.7 | .5 | -30.5 | -1.1 | 18.0 |
| May | 1.0 | -4.4 | -.1 | 4.2 | 2.4 | 2.5 | -1.9 | 19.1 |
| June | 1.9 | 2.0 | 0 | 4.5 | -.5 | 10.7 | .6 | 29.4 |
| July | -.4 | 1.3 | -.1 | 4.4 | -3.0 | -4.4 | .8 | 24.5 |

¹ Some percent changes shown here and elsewhere in "Price Movements July 2003" may differ from those previously reported, because indexes for


March 2003 have been recalculated to incorporate late reports and corrections by respondents. All indexes are subject to revision 4 months after original publication.

July than it did in the prior month. Prices for eggs for fresh use rose at a faster rate than they did in June.

The capital equipment index climbed 0.4 percent in July, after inching down 0.1 percent in June. Light motor truck prices moved up 0.5 percent, following a 1.5-percent decline in the previous month. Indexes for communication and related equipment; passenger cars; office and store machines and equipment; and tools and dies also rose, after falling in June. Prices for civilian aircraft and railroad equipment increased at a quicker pace in July than they did the prior month. By contrast, the index for printing trades machinery decreased 0.7 percent, compared with a 1.7-percent rise in June. Prices for commercial furniture also turned down in July. Indexes for x-ray and electromedical equipment, electronic computers, and computer storage devices fell more than they did a month earlier.

Prices for finished consumer goods other than foods and energy inched up 0.1 percent in July, after falling at the same rate in June. In July, rising prices for pharmaceutical preparations, light motor trucks, passenger cars, book publishing, and soaps and synthetic detergents slightly outweighed falling prices for home electronic equipment, textile furnishings, compact discs, sporting and athletic goods, and men's and boys' apparel.

Intermediate goods



The Producer Price Index for Intermediate Materials, Supplies, and Components moved up 0.2 percent in July, following a 0.5-percent rise in the previous month. Prices for intermediate energy goods advanced at a slower pace than they did the prior month. Indexes for materials for

nondurable manufacturing, intermediate foods and feeds, and materials for durable manufacturing turned down, after increasing in June. Alternatively, prices for materials and components for construction rose more in July than they did a month earlier. The index for intermediate goods other than foods and energy inched down 0.1 percent, after showing no change in the previous month. (See table B.)

Prices for intermediate energy goods rose 1.3 percent in July, following a 2.0-percent increase in the prior month. Increasing prices for residual fuel, gasoline, industrial electric power, and diesel fuel more than offset declining prices for natural gas to electric utilities, industrial natural gas, liquefied petroleum gas, and jet fuels.

The index for materials for nondurable manufacturing turned down 0.3 percent in July, compared with a 0.4-percent increase in the previous month. Prices for primary basic organic chemicals, which fell 4.4 percent following a 5.4-percent gain in June, led the reversal in the nondurable manufacturing materials index. The plastic resins and materials index decreased at a faster rate in July than it did in the prior month. Prices for finished fabrics, gray fabrics, medicinal and botanical chemicals, and inedible fats and oils declined, after moving up a month earlier. By contrast, the intermediate basic organic chemicals index fell 1.0 percent in July, following a 5.9-percent drop in the previous month. The indexes for fertilizer materials and woodpulp also decreased less than they did a month earlier. Prices for leather and sulfuric acid rose, after moving down in June.


Intermediate foods and feeds prices decreased 0.4 percent in July, following a 1.9-percent increase in the prior month. The beef and veal index declined 5.6 percent, compared with a 6.7-percent gain in the previous month. Prices for crude vegetable oils, pork, shortening and cooking oils, and refined

sugar and byproducts also turned down, after rising in June. The flour index decreased at a quicker pace than it did a month earlier. Partially counteracting these decelerating prices, the natural, processed, and imitation cheese index jumped 8.8 percent in July, following a 1.3-percent drop in the preceding month. Prices for prepared animal feeds, processed young chickens, and fluid milk products advanced more than they did in June. The indexes for confectionery materials and butter turned up, following declines in the prior month.

Prices for durable manufacturing materials moved down 0.2 percent in July, compared with a 0.3-percent increase in the previous month. The index for aluminum mill shapes fell 1.2 percent, following a 1.3-percent gain in the preceding month. The indexes for industrial and other fabricated textile products and for unprocessed filament yarns also turned down, after moving up a month earlier. Prices for steel mill products decreased more than they did in June. Indexes for copper and brass mill shapes, copper cathode and refined copper, and hardwood lumber advanced at a slower rate than they did in the prior month. On the other hand, the building paper and board index jumped 12.5 percent in July, following a 3.1-percent increase in the preceding month. Plywood prices also rose more than they did in June. The indexes for prepared paint, silver, and flat glass turned up, following declines a month earlier. Prices for primary aluminum (except extrusion billet) fell at a slower pace than they did in the previous month.

The index for construction materials and components climbed 0.3 percent in July, after edging up 0.1 percent a month earlier. Softwood lumber prices moved up 4.6 percent, following a 0.6-percent increase in the prior month. Indexes for gypsum products, concrete products, and architectural coatings turned up, after falling in June. Prices for plywood, treated wood, and millwork advanced more than they did in the previous month. By contrast, the nonferrous wire and cable index fell 0.7 percent in July, compared with a 1.3-percent rise in the preceding month. Prices for fabricated structural metal products also turned down in July. Indexes for plastic construction products, steel mill products, paving mixtures and blocks, and asphalt felts and coatings decreased at a quicker pace than they did a month earlier.

Crude goods



The Producer Price Index for Crude Materials for Further Processing fell 2.9 percent in July, after rising 4.5 percent in June. Prices for crude energy materials posted a decline in July, following an increase in the prior month. The crude foodstuffs and feedstuffs index fell more in July than it did in June. Conversely, prices for basic industrial materials rose more than they did in June. (See table B.)

Prices for crude energy materials turned down 4.4 percent in July, following an increase of 10.7 percent in the prior month. Prices for natural gas contributed heavily to this change of direction, declining 6.2 percent after advancing

11.8 percent in June. The index for crude petroleum slipped 0.7 percent, compared with a 12.3-percent increase in the previous month. Prices for coal followed suit, dropping 3.0 percent in July after rising 1.5 percent in June.

The index for foodstuffs and feedstuffs declined 3.0 percent in July, after falling 0.5 percent in June. Corn prices dropped 13.4 percent, compared with a 1.0-percent increase in June. The indexes for wheat, slaughter cattle, and soybeans fell more in July than they did in June. Prices for slaughter hogs and Irish potatoes for processing turned down, after rising in the previous month. By contrast, the fluid milk index advanced 4.1 percent, following a 2.3-percent decrease in June. Prices for fresh fruits and melons also turned up, after falling in June. The index for fresh vegetables (except potatoes) fell less than it did in the previous month. Prices for slaughter broilers and fryers rose more quickly in July than they did in June.

Prices for crude nonfood materials other than energy rose 0.8 percent in July, following a June rise of 0.6 percent. The iron and steel scrap index increased 3.1 percent, after falling 2.5 percent in June. Prices for raw cotton advanced at a faster pace in July than they did in June. July prices for hides and skins exhibited no change, after falling in the previous month. The index for phosphates declined at a slower rate than in June. On the other hand, nonferrous metal ore prices fell 1.2 percent, following an increase of 7.2 percent in the previous month. The indexes for gold ores and copper base scrap also turned down. Wastepaper prices dropped in July, after showing no movement in June.

Net output price indexes for mining, manufacturing, and services industries

Mining. The Producer Price Index for the Net Output of Total Mining Industries fell 3.7 percent in July, after registering an 8.6-percent gain in June. (Net output price indexes are not seasonally adjusted.) Prices received by the crude petroleum and natural gas industry declined 4.5 percent, following an 11.8-percent increase in the preceding month. The industry indexes for natural gas liquids and natural gas residue, bituminous coal and lignite surface mining, gold ores, crushed and broken limestone, and oil and gas field exploration services also turned down in July. Prices received by the oil and gas well drilling industry rose less in July than they did a month earlier. On the other hand, the industry index for coal mining services advanced 8.3 percent, after decreasing 0.9 percent in July. Prices received by the industry for bituminous coal underground mining showed no change in July, compared with a 0.5-percent decline in the previous month. In July, the Producer Price Index for the Net Output of Total Mining Industries was 133.2 (December 1984 = 100), 42.5 percent above its year-ago level.

Manufacturing. The Producer Price Index for the Net Output of Total Manufacturing Industries went up 0.2 percent in July, slightly less than the 0.3-percent increase observed in June. Prices received by the industries for petroleum refining

and related products, lumber and wood products (except furniture), fabricated metal products, nonmetallic mineral products, and electrical and electronic machinery and equipment rose in July. Conversely, the industry indexes for primary metals, transportation equipment, and for chemicals and allied products fell in July. In July, the Producer Price Index for the Net Output of Total Manufacturing Industries was 136.5 (December 1984 = 100), 2.2 percent above its year-ago level.

Services. Among service industries, prices received by the industries for offices of physicians, operators and lessors of nonresidential buildings, property and casualty insurance, deep sea foreign transportation of freight, general medical and surgical hospitals, hotels and motels, and scheduled air transportation increased in July. Alternatively, the industry indexes for building cleaning and maintenance services, cable and other pay television services, and air courier services fell in July.

Resampling of Industries

Effective with the release of data for July 2003, the Producer Price Index (PPI) includes data for 26 resampled industries. The Bureau of Labor Statistics periodically updates the sample of producers providing data for the PPI to reflect current conditions more accurately when the structure, membership, technology, or product mix of an industry shifts. The first results of this systematic process were published in July 1986. Subsequent efforts

have been completed at 6-month intervals.

For information on specific index additions, deletions, and recodes that are effective with this semiannual update, see the July 2003 issue of the *PPI Detailed Report* or contact the Division of Industrial Prices and Price Indexes, Section of Index Analysis and Public Information at ppi-info@BLS.gov or (202) 691-7705.

Standard Industrial Classification (SIC) Code

Industry

| | |
|------|---|
| 2021 | Creamery butter |
| 2044 | Rice milling |
| 2046 | Wet corn milling |
| 2394 | Canvas and related products |
| 2397 | Schiffli machine embroideries |
| 2591 | Drapery hardware and blinds and shades |
| 2771 | Greeting card publishing |
| 2813 | Industrial gases |
| 2822 | Synthetic rubber |
| 2873 | Nitrogenous fertilizers |
| 2874 | Phosphatic fertilizers |
| 2875 | Fertilizers, mixing only |
| 2879 | Pesticides and other agricultural chemicals |
| 3021 | Rubber and plastic footwear |

Standard Industrial Classification (SIC) Code

Industry

| | |
|------|---|
| 3087 | Custom compounding of purchased resins |
| 3524 | Lawn and garden equipment |
| 3581 | Automatic merchandising machines |
| 3582 | Commercial laundry equipment |
| 3596 | Scales and balances, except laboratory |
| 3678 | Electronic connector manufacturing |
| 3691 | Storage batteries |
| 3692 | Primary batteries, dry and wet |
| 4612 | Crude petroleum pipelines |
| 4613 | Refined petroleum pipelines |
| 7349 | Building cleaning and maintenance services, not elsewhere classified |
| 8712 | Architectural services |

NAICS Conversion

The net output price indexes will be converted from the 1987 Standard Industrial Classification (SIC) basis to the 2002 North American Industry Classification System (NAICS) basis with the February 2004 release of January 2004 indexes. The NAICS conversion involves major definitional changes to many of the currently published SIC-based indexes. After the conversion to NAICS, SIC-based indexes will no longer

be produced or published. Historical index data based on the NAICS publication structure will be available depending on the scope of the definitional changes between SIC and NAICS.

For more information, contact the Division of Industrial Prices and Price Indexes, Section of Index Analysis and Public Information at *ppi-info@bls.gov* or (202) 691-7705.

Chart 1. Finished goods and its components, January 1993 through July 2003, 3-month seasonally adjusted annual rates of change

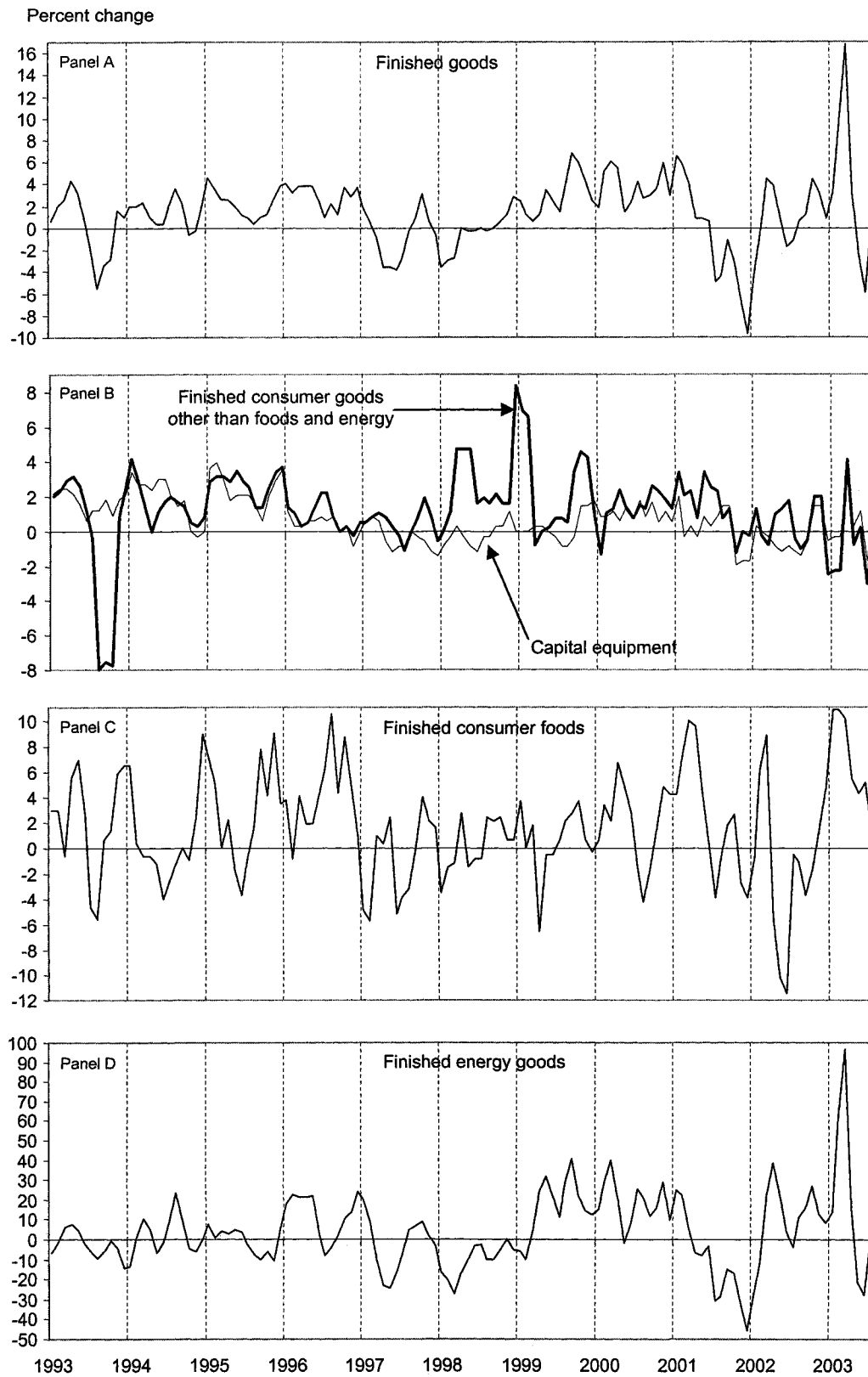


Chart 2. Intermediate goods and its components, January 1993 through July 2003, 3-month seasonally adjusted annual rates of change

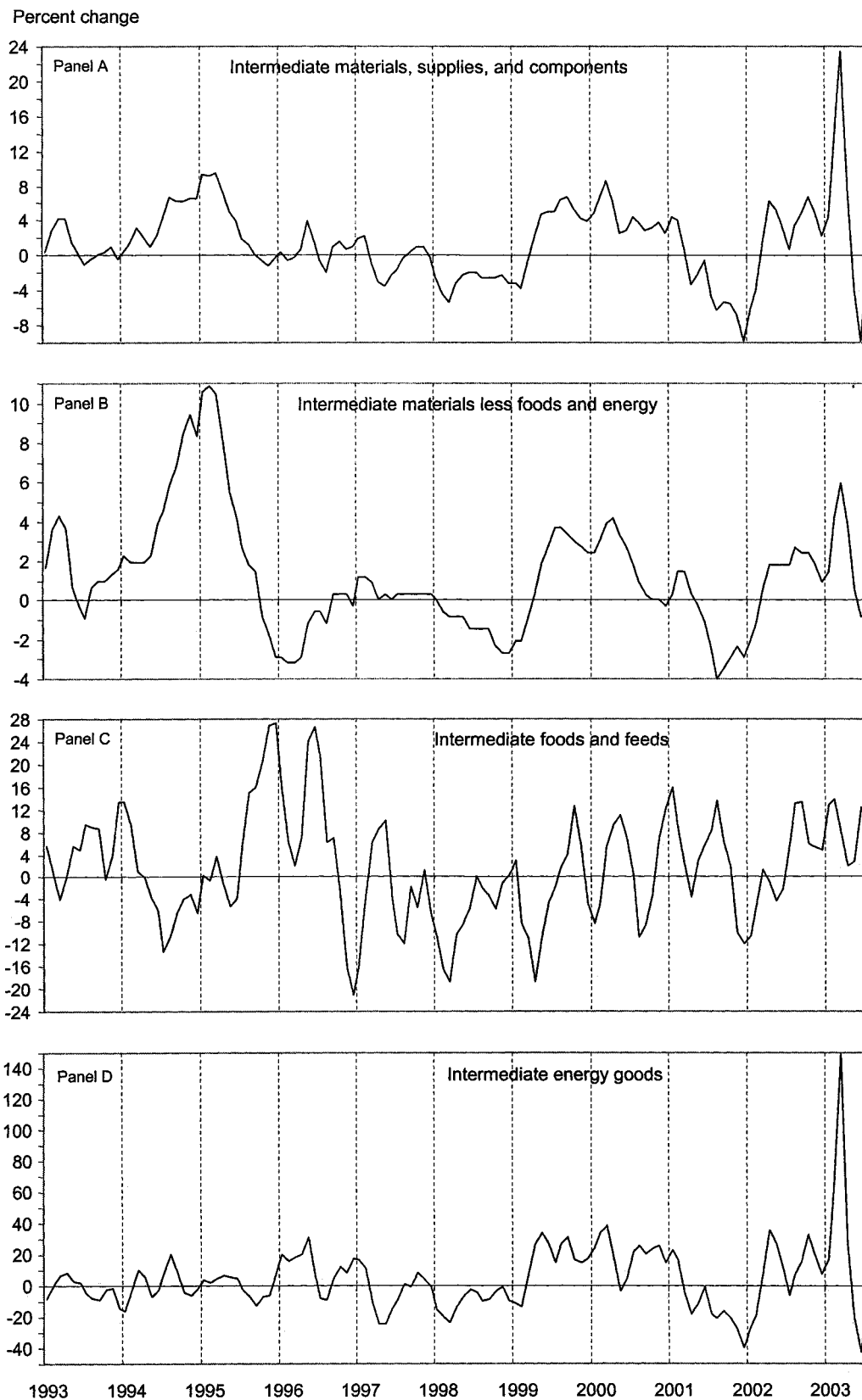


Chart 3. Crude goods for further processing and its components, January 1993 through July 2003, 3-month seasonally adjusted annual rates of change

Percent change

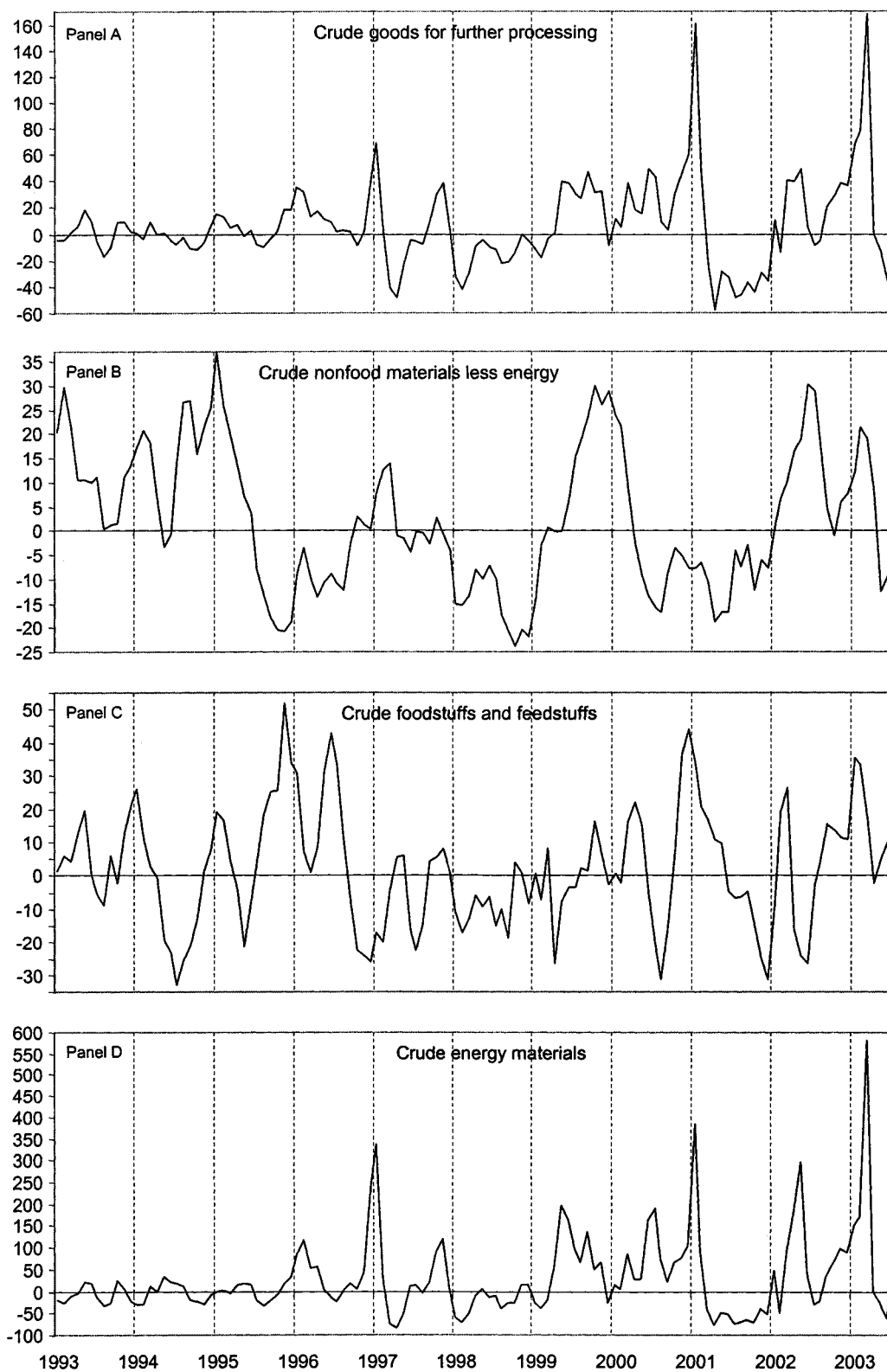


Table 1. Producer price indexes and percent changes by stage of processing

(1982=100)

| Grouping | Relative importance Dec. 2002 ¹ | Unadjusted index | | | Unadjusted percent change to July 2003 from: | | Seasonally adjusted percent change from: | | |
|---|--|---------------------------|---------------------------|---------------------------|--|--------------|--|-------------------|--------------------|
| | | Mar. 2003 ² | June 2003 ² | July 2003 ² | July 2002 | June 2003 | Apr. to May | May to June | June to July |
| Finished goods | 100.000 | 144.2 | 143.1 | 143.0 | 3.0 | -0.1 | -0.3 | 0.5 | 0.1 |
| Finished consumer goods | 73.339 | 146.3 | 145.1 | 145.0 | 3.9 | -1 | -.5 | .8 | .1 |
| Finished consumer foods | 20.672 | 142.8 | 145.3 | 145.0 | 3.7 | -.2 | .1 | .4 | -.2 |
| Crude | 1.333 | 123.7 | 121.1 | 119.8 | -4.8 | -1.1 | -1.6 | -8.3 | 1.0 |
| Processed | 19.339 | 144.4 | 147.3 | 147.1 | 4.4 | -.1 | .2 | 1.1 | -.3 |
| Finished consumer goods, excluding foods | 52.667 | 147.4 | 144.7 | 144.7 | 4.0 | 0 | -.7 | .9 | .1 |
| Nondurable goods less foods | 36.364 | 151.7 | 149.0 | 149.1 | 5.7 | .1 | -1.0 | 1.4 | .2 |
| Durable goods | 16.303 | 134.4 | 131.8 | 131.6 | .1 | -.2 | .1 | -.4 | .2 |
| Capital equipment | 26.661 | 139.9 | 139.0 | 139.3 | .7 | .2 | .1 | -.1 | .4 |
| Manufacturing industries | 7.839 | 139.9 | 139.8 | 140.3 | .4 | .4 | -.1 | 0 | .4 |
| Nonmanufacturing industries | 18.822 | 139.8 | 138.6 | 138.8 | .8 | .1 | .2 | -.2 | .3 |
| Intermediate materials, supplies, and components | 100.000 | 136.2 | 133.4 | 133.7 | 4.4 | .2 | -.8 | .5 | .2 |
| Materials and components for manufacturing | 46.896 | 130.1 | 129.6 | 129.4 | 2.5 | -.2 | -.3 | .3 | -.2 |
| Materials for food manufacturing | 2.918 | 129.0 | 134.4 | 133.7 | 9.0 | -.5 | .5 | 2.6 | -.7 |
| Materials for nondurable manufacturing | 14.707 | 140.1 | 137.0 | 136.6 | 5.3 | -.3 | -.9 | .4 | -.3 |
| Materials for durable manufacturing | 9.136 | 126.9 | 127.3 | 127.3 | 1.6 | 0 | -.2 | .3 | -.2 |
| Components for manufacturing | 20.136 | 126.0 | 125.9 | 126.0 | 0 | .1 | .1 | -.2 | .1 |
| Materials and components for construction | 12.772 | 152.3 | 153.2 | 153.7 | 1.3 | .3 | .1 | .1 | .3 |
| Processed fuels and lubricants | 16.110 | 124.8 | 111.5 | 113.0 | 16.1 | 1.3 | -4.2 | 2.1 | .9 |
| Manufacturing industries | 6.430 | 124.0 | 116.1 | 118.5 | 19.5 | 2.1 | -3.7 | 2.0 | 1.5 |
| Nonmanufacturing industries | 9.680 | 125.4 | 108.7 | 109.6 | 14.0 | .8 | -4.5 | 2.2 | .5 |
| Containers | 3.248 | 153.8 | 153.9 | 153.7 | 1.5 | -.1 | .1 | -.2 | -.1 |
| Supplies | 20.974 | 141.2 | 141.4 | 141.6 | 1.8 | .1 | .1 | -.1 | .1 |
| Manufacturing industries | 4.589 | 146.4 | 146.8 | 146.9 | 1.5 | .1 | -.1 | -.1 | .1 |
| Nonmanufacturing industries | 16.385 | 138.7 | 138.9 | 139.1 | 1.9 | .1 | .1 | 0 | .1 |
| Feeds | 1.097 | 102.9 | 104.3 | 104.7 | 4.5 | .4 | 2.1 | .1 | .4 |
| Other supplies | 15.288 | 143.1 | 143.2 | 143.4 | 1.8 | .1 | 0 | -.1 | .1 |
| Crude materials for further processing | 100.000 | 152.2 | 136.8 | 133.0 | 24.5 | -2.8 | 1.7 | 4.5 | -2.9 |
| Foodstuffs and feedstuffs | 38.685 | 105.7 | 110.0 | 107.4 | 9.6 | -2.4 | 2.4 | -.5 | -3.0 |
| Nonfood materials | 61.315 | 184.4 | 153.7 | 149.1 | 35.3 | -3.0 | 1.2 | 7.7 | -2.9 |
| Nonfood materials except fuel ³ | 33.142 | 121.8 | 113.8 | 113.9 | 10.0 | .1 | -2.6 | 5.2 | .1 |
| Manufacturing ³ | 32.295 | 112.1 | 104.6 | 104.7 | 10.3 | .1 | -2.7 | 5.3 | .1 |
| Construction | 0.847 | 180.6 | 179.3 | 178.5 | -2.3 | -.4 | -.2 | -.4 | -.3 |
| Crude fuel ⁴ | 28.173 | 271.5 | 205.4 | 193.4 | 76.1 | -5.8 | 5.2 | 10.3 | -5.8 |
| Manufacturing industries | 2.540 | 255.4 | 194.6 | 183.4 | 72.2 | -5.8 | 4.9 | 10.1 | -5.8 |
| Nonmanufacturing industries | 25.633 | 277.9 | 210.1 | 197.8 | 76.4 | -5.9 | 5.2 | 10.3 | -5.9 |
| Special groupings | | | | | | | | | |
| Finished goods, excluding foods | ⁵ 79.328 | 144.3 | 142.2 | 142.3 | 2.9 | .1 | -.4 | .5 | .3 |
| Intermediate materials less foods and feeds | ⁶ 95.985 | 137.0 | 133.9 | 134.2 | 4.2 | .2 | -1.0 | .5 | .1 |
| Intermediate foods and feeds | ⁶ 4.015 | 121.0 | 125.1 | 124.8 | 7.8 | -.2 | 1.0 | 1.9 | -.4 |
| Crude materials less agricultural products ^{3,7} | ⁸ 59.316 | 188.5 | 156.8 | 151.9 | 36.7 | -3.1 | 1.3 | 7.9 | -3.1 |
| Finished energy goods | ⁵ 14.951 | 107.4 | 103.5 | 103.5 | 14.4 | 0 | -2.6 | 3.4 | .3 |
| Finished goods less energy | ⁵ 85.049 | 148.6 | 148.3 | 148.3 | 1.1 | 0 | .1 | 0 | .1 |
| Finished consumer goods less energy | ⁵ 58.388 | 152.3 | 152.3 | 152.2 | 1.3 | -.1 | .1 | .1 | 0 |
| Finished goods less foods and energy | ⁵ 64.377 | 151.0 | 149.7 | 149.8 | .2 | .1 | .1 | -.1 | .2 |
| Finished consumer goods less foods and energy | ⁵ 37.716 | 158.4 | 157.0 | 156.9 | -.1 | -.1 | .1 | -.1 | .1 |
| Consumer nondurable goods less foods and energy | ⁵ 21.413 | 177.7 | 177.4 | 177.5 | -.2 | .1 | .2 | .1 | .1 |
| Intermediate energy goods | ⁶ 16.468 | 124.2 | 110.5 | 112.3 | 16.1 | 1.6 | -4.4 | 2.0 | 1.3 |
| Intermediate materials less energy | ⁶ 83.532 | 137.6 | 137.6 | 137.5 | 2.0 | -.1 | -.1 | .1 | -.1 |
| Intermediate materials less foods and energy | ⁶ 79.517 | 138.7 | 138.5 | 138.4 | 1.8 | -.1 | -.1 | 0 | -.1 |
| Crude energy materials ³ | ⁸ 41.909 | 200.2 | 157.9 | 151.0 | 53.9 | -4.4 | 2.5 | 10.7 | -4.4 |
| Crude materials less energy | ⁸ 58.093 | 116.5 | 118.9 | 117.3 | 7.7 | -1.3 | 1.0 | -.2 | -1.8 |
| Crude nonfood materials less energy ⁴ | ⁸ 19.406 | 148.1 | 145.4 | 146.5 | 3.9 | .8 | -1.9 | .6 | .8 |

¹ Comprehensive relative importance figures are initially computed after the publication of December indexes and are recalculated after final December indexes are available.

² The indexes for March 2003 have been recalculated to incorporate late reports and corrections by respondents. All indexes are subject to revision 4 months after original publication.

³ Includes crude petroleum.

⁴ Excludes crude petroleum.

⁵ Percent of total finished goods.

⁶ Percent of total intermediate materials.

⁷ Formerly titled "Crude materials for further processing, excluding crude foodstuffs and feedstuffs, plant and animal fibers, oilseeds, and leaf tobacco."

⁸ Percent of total crude materials.

Table 2. Producer price indexes and percent changes for selected commodity groupings by stage of processing
(1982=100 unless otherwise indicated)

| Grouping | Commodity code | Unadjusted index | | | Unadjusted percent change to July 2003 from: | | Seasonally adjusted percent change from: | | |
|--|----------------|------------------------|------------------------|------------------------|--|-----------|--|-------------|--------------|
| | | Mar. 2003 ¹ | June 2003 ¹ | July 2003 ¹ | July 2002 | June 2003 | Apr. to May | May to June | June to July |
| Finished goods | | 144.2 | 143.1 | 143.0 | 3.0 | -0.1 | -0.3 | 0.5 | 0.1 |
| Finished consumer goods | | 146.3 | 145.1 | 145.0 | 3.9 | -.1 | -.5 | .8 | .1 |
| Finished consumer foods | | 142.8 | 145.3 | 145.0 | 3.7 | -.2 | .1 | .4 | -.2 |
| Fresh fruits and melons ² | 01-11 | 73.0 | 78.2 | 78.7 | -8.4 | .6 | 17.8 | -11.9 | .6 |
| Fresh and dry vegetables ² | 01-13 | 137.6 | 125.6 | 120.4 | -13.0 | -4.1 | -2.5 | -14.1 | -4.1 |
| Eggs for fresh use (Dec. 1991=100) | 01-71-07 | 97.9 | 95.6 | 97.9 | 27.5 | 2.4 | -1.8 | .8 | 8.2 |
| Bakery products ² | 02-11 | 195.0 | 195.0 | 195.3 | 3.1 | .2 | .2 | -.3 | .2 |
| Milled rice ² | 02-13 | 88.1 | 98.9 | 101.1 | 33.2 | 2.2 | 8.1 | -.2 | 2.2 |
| Pasta products (June 1985=100) ² | 02-14-02 | 126.3 | 126.5 | 126.5 | 4.2 | 0 | 0 | -.1 | 0 |
| Beef and veal ² | 02-21-01 | 126.7 | 138.4 | 130.6 | 14.2 | -5.6 | 1.8 | 6.7 | -5.6 |
| Pork | 02-21-04 | 110.8 | 125.5 | 123.1 | 9.5 | -1.9 | -.1 | 7.8 | -4.0 |
| Processed young chickens | 02-22-03 | 115.8 | 119.6 | 122.0 | 11.1 | 2.0 | .3 | .9 | 2.1 |
| Processed turkeys | 02-22-06 | 88.6 | 88.8 | 90.0 | -6.3 | 1.4 | .1 | -2.6 | 1.0 |
| Finfish and shellfish | 02-23 | 197.6 | 196.9 | 192.7 | .7 | -2.1 | -6.0 | -1.5 | -2.1 |
| Dairy products | 02-3 | 133.4 | 134.1 | 139.3 | 3.9 | 3.9 | -.4 | -1.1 | 3.4 |
| Processed fruits and vegetables ² | 02-4 | 133.7 | 133.2 | 133.5 | 1.2 | .2 | .1 | -.1 | .2 |
| Confectionery end products ² | 02-55 | 183.0 | 183.0 | 184.0 | 3.9 | .5 | .4 | -.2 | .5 |
| Soft drinks | 02-62 | 152.4 | 153.0 | 152.6 | 1.3 | -.3 | .2 | .7 | 0 |
| Roasted coffee ² | 02-63-01 | 127.7 | 127.8 | 127.7 | 5.2 | -.1 | -.2 | 4.6 | -.1 |
| Shortening and cooking oils ² | 02-78 | 152.1 | 159.2 | 158.7 | 13.0 | -.3 | 1.8 | 1.2 | -.3 |
| Finished consumer goods excluding foods | | 147.4 | 144.7 | 144.7 | 4.0 | 0 | -.7 | .9 | .1 |
| Alcoholic beverages | 02-61 | 149.2 | 149.1 | 149.0 | 1.4 | -.1 | .1 | .1 | .1 |
| Women's apparel ² | 03-81-01 | 124.5 | 122.2 | 122.2 | 0 | 0 | -.3 | -.2 | 0 |
| Men's and boys' apparel ² | 03-81-02 | 127.8 | 126.6 | 126.4 | -1.9 | -.2 | -.9 | .2 | -.2 |
| Girls', children's, and infants' apparel ² | 03-81-03 | 119.3 | 120.0 | 120.0 | .4 | 0 | -.7 | .6 | 0 |
| Textile housefurnishings ² | 03-82 | 122.4 | 122.1 | 121.4 | -.7 | -.6 | .1 | 0 | -.6 |
| Footwear ² | 04-3 | 147.3 | 147.5 | 147.6 | 1.0 | .1 | -.1 | -.1 | .1 |
| Residential electric power (Dec. 1990=100) | 05-41 | 114.8 | 123.1 | 123.3 | 3.2 | .2 | -.4 | 1.1 | -.3 |
| Residential gas (Dec. 1990=100) | 05-51 | 174.5 | 174.1 | 172.7 | 34.1 | -.8 | .8 | 3.6 | 0 |
| Gasoline | 05-71 | 120.4 | 99.5 | 101.1 | 16.2 | 1.6 | -11.1 | 7.6 | 3.6 |
| Fuel oil No. 2 | 05-73-02-01 | 129.3 | 85.7 | 87.3 | 18.9 | 1.9 | -14.6 | 9.0 | 1.7 |
| Pharmaceutical preparations (June 2001=100) ² | 06-38 | 105.7 | 106.9 | 107.5 | 4.7 | .6 | -.1 | .7 | .6 |
| Soaps and synthetic detergents ² | 06-71 | 129.5 | 129.5 | 130.1 | 0 | .5 | .1 | .1 | .5 |
| Cosmetics and other toilet preparations ² | 06-75 | 140.5 | 140.3 | 140.4 | .5 | .1 | -.1 | -.1 | .1 |
| Tires, tubes, tread, etc ² | 07-12 | 97.8 | 97.5 | 98.1 | 2.9 | .6 | .2 | -.1 | .6 |
| Sanitary papers and health products ² | 09-15-01 | 150.5 | 150.2 | 149.9 | .7 | -.2 | 3.0 | -.2 | -.2 |
| Newspaper circulation ² | 09-31-01 | 229.7 | 230.0 | 230.0 | 1.8 | 0 | 1.0 | -.9 | 0 |
| Periodical circulation | 09-32-01 | 220.2 | 220.7 | 220.7 | 5.1 | 0 | .5 | .4 | .3 |
| Book publishing | 09-33 | 240.5 | 242.9 | 243.8 | 3.4 | .4 | .5 | 0 | .6 |
| Household furniture | 12-1 | 158.1 | 158.3 | 158.3 | .5 | 0 | .1 | 0 | .1 |
| Floor coverings ² | 12-3 | 131.4 | 134.1 | 134.9 | 2.9 | .6 | -.9 | 1.9 | .6 |
| Household appliances ² | 12-4 | 102.7 | 102.3 | 102.1 | -2.3 | -.2 | -.5 | -.4 | -.2 |
| Home electronic equipment ² | 12-5 | 67.9 | 67.6 | 67.0 | -3.0 | -.9 | -.1 | -.4 | -.9 |
| Household glassware | 12-62 | 169.2 | 169.0 | 169.0 | -.4 | 0 | 2.0 | -.1 | .1 |
| Household flatware ² | 12-64 | 145.2 | 145.2 | 145.2 | .1 | 0 | 0 | 0 | 0 |
| Lawn and garden equip., ex. tractors ² | 12-66 | 133.4 | 133.3 | 134.0 | 0 | .5 | 0 | -.1 | .5 |
| Passenger cars | 14-11-01 | 132.8 | 127.2 | 126.5 | .4 | -.6 | .2 | -.7 | .4 |

See footnotes at end of table.

Table 2. Producer price indexes and percent changes for selected commodity groupings by stage of processing—Continued
(1982=100 unless otherwise indicated)

| Grouping | Commodity code | Unadjusted index | | | Unadjusted percent change to July 2003 from: | | Seasonally adjusted percent change from: | | |
|---|----------------|------------------------|------------------------|------------------------|--|-----------|--|-------------|--------------|
| | | Mar. 2003 ¹ | June 2003 ¹ | July 2003 ¹ | July 2002 | June 2003 | Apr. to May | May to June | June to July |
| Finished consumer goods excluding foods—Continued | | | | | | | | | |
| Toys, games, and children's vehicles ² | 15-11 | 125.2 | 125.0 | 125.0 | 0.2 | 0.0 | 0.0 | 0.0 | 0.0 |
| Sporting and athletic goods ² | 15-12 | 125.5 | 125.3 | 124.6 | -.6 | -.6 | .3 | -.2 | -.6 |
| Tobacco products ² | 15-2 | 434.9 | 429.4 | 429.6 | -8.0 | 0 | .2 | -.1 | 0 |
| Mobile homes ² | 15-5 | 166.9 | 168.9 | 169.2 | 1.3 | .2 | .4 | .1 | .2 |
| Jewelry, platinum, & karat gold ² | 15-94-02 | 132.1 | 131.9 | 131.5 | 1.2 | -.3 | .2 | .3 | -.3 |
| Costume jewelry and novelties ² | 15-94-04 | 144.3 | 144.3 | 144.3 | 0 | 0 | 0 | 0 | 0 |
| Capital equipment | | 139.9 | 139.0 | 139.3 | .7 | .2 | .1 | -.1 | .4 |
| Agricultural machinery and equipment ² | 11-1 | 160.0 | 160.4 | 160.6 | 1.3 | .1 | 1.0 | .1 | .1 |
| Construction machinery and equipment | 11-2 | 152.8 | 153.6 | 153.6 | 1.5 | 0 | .2 | .1 | .1 |
| Metal cutting machine tools ² | 11-37 | 150.8 | 150.2 | 150.4 | -2.1 | .1 | -.1 | -.1 | .1 |
| Metal forming machine tools ² | 11-38 | 167.3 | 167.3 | 167.7 | .5 | .2 | 0 | 0 | .2 |
| Tools, dies, jigs, fixtures, and ind. molds ² | 11-39 | 139.6 | 138.7 | 139.2 | -1.1 | .4 | -.4 | -.1 | .4 |
| Pumps, compressors, and equipment | 11-41 | 162.5 | 162.9 | 163.1 | 1.2 | .1 | .1 | .2 | -.1 |
| Industrial material handling equipment ² | 11-44 | 137.7 | 138.0 | 138.3 | 1.1 | .2 | 0 | .3 | .2 |
| Electronic computers (Dec. 1998=100) ² | 11-51 | 35.0 | 34.5 | 33.9 | -20.2 | -1.7 | -.6 | -1.1 | -1.7 |
| Textile machinery ² | 11-62 | 157.9 | 157.9 | 157.9 | .8 | 0 | .1 | .6 | 0 |
| Paper industries machinery (June 1982=100) | 11-64 | 170.3 | 170.7 | 170.3 | .7 | -.2 | .1 | -.2 | -.2 |
| Printing trades machinery ² | 11-65 | 142.7 | 144.6 | 143.6 | -.2 | -.7 | -.5 | 1.7 | -.7 |
| Transformers and power regulators ² | 11-74 | 131.5 | 131.4 | 132.3 | .7 | .7 | 0 | -.8 | .7 |
| Communication & related equip. (Dec. 1985=100) ² | 11-76 | 106.4 | 106.1 | 106.5 | -.4 | .4 | .6 | -.7 | .4 |
| X-ray and electromedical equipment ² | 11-79-05 | 100.0 | 101.6 | 100.8 | -.4 | -.8 | .7 | -.3 | -.8 |
| Oil field and gas field machinery | 11-91 | 138.1 | 139.9 | 140.2 | 3.2 | .2 | .4 | .2 | .3 |
| Mining machinery and equipment ² | 11-92 | 155.0 | 154.7 | 154.7 | 1.8 | 0 | 0 | -.4 | 0 |
| Office and store machines and equipment ² | 11-93 | 110.4 | 112.1 | 114.1 | 1.6 | 1.8 | .4 | -.5 | 1.8 |
| Commercial furniture ² | 12-2 | 161.8 | 162.6 | 162.5 | .9 | -.1 | .2 | .1 | -.1 |
| Light motor trucks | 14-11-05 | 155.0 | 145.2 | 144.5 | -.8 | -.5 | .3 | -1.5 | .5 |
| Heavy motor trucks ² | 14-11-06 | 154.5 | 154.2 | 154.4 | 1.2 | .1 | -.8 | -.1 | .1 |
| Truck trailers ² | 14-14 | 139.5 | 139.5 | 139.4 | .9 | -.1 | 0 | 0 | -.1 |
| Civilian aircraft (Dec. 1985=100) | 14-21-02 | 175.4 | 178.9 | 181.4 | 6.1 | 1.4 | .3 | 1.1 | 1.3 |
| Ships (Dec. 1985=100) ² | 14-31 | 158.2 | 158.2 | 158.2 | 5.2 | 0 | 0 | 0 | 0 |
| Railroad equipment ² | 14-4 | 135.5 | 136.5 | 137.8 | 2.1 | 1.0 | .3 | .1 | 1.0 |
| Intermediate materials, supplies, and components | | 136.2 | 133.4 | 133.7 | 4.4 | .2 | -.8 | .5 | .2 |
| Intermediate foods and feeds | | 121.0 | 125.1 | 124.8 | 7.8 | -.2 | 1.0 | 1.9 | -.4 |
| Flour ² | 02-12-03 | 123.1 | 124.6 | 123.2 | 6.9 | -1.1 | 1.8 | -.6 | -1.1 |
| Refined sugar and byproducts ² | 02-53 | 122.1 | 123.1 | 122.9 | 4.2 | -.2 | -.6 | .8 | -.2 |
| Confectionery materials ² | 02-54 | 126.8 | 124.4 | 124.6 | 5.7 | .2 | -1.0 | -.4 | .2 |
| Crude vegetable oils ² | 02-72 | 110.2 | 139.5 | 137.8 | 63.7 | -1.2 | 2.6 | 23.7 | -1.2 |
| Prepared animal feeds ² | 02-9 | 109.6 | 110.9 | 111.4 | 3.7 | .5 | 1.7 | .1 | .5 |
| Intermediate materials less foods and feeds | | 137.0 | 133.9 | 134.2 | 4.2 | .2 | -1.0 | .5 | .1 |
| Synthetic fibers ² | 03-1 | 106.6 | 106.9 | 106.7 | .6 | -.2 | .1 | .2 | -.2 |
| Processed yarns and threads ² | 03-2 | 103.1 | 103.5 | 103.3 | -.3 | -.2 | .3 | -.2 | -.2 |
| Gray fabrics ² | 03-3 | 110.5 | 111.5 | 111.1 | -.9 | -.4 | .7 | .7 | -.4 |
| Finished fabrics | 03-4 | 119.9 | 120.8 | 120.6 | -.1 | -.2 | .7 | .4 | -.5 |
| Industrial textile products ² | 03-83-03 | 130.6 | 131.3 | 131.1 | -1.8 | -.2 | -.4 | .6 | -.2 |
| Leather ² | 04-2 | 210.8 | 209.6 | 211.9 | 3.7 | 1.1 | -1.2 | -1.7 | 1.1 |
| Liquefied petroleum gas ² | 05-32 | 171.4 | 149.9 | 142.9 | 46.6 | -4.7 | 6.4 | 6.6 | -4.7 |
| Commercial electric power | 05-42 | 135.8 | 143.1 | 144.6 | .6 | 1.0 | -.8 | -3.2 | 0 |
| Industrial electric power | 05-43 | 143.3 | 148.2 | 151.2 | 4.3 | 2.0 | -1.2 | -2.4 | .8 |
| Commercial natural gas (Dec. 1990=100) | 05-52 | 191.6 | 175.3 | 175.4 | 35.4 | .1 | .2 | 4.7 | .8 |
| Industrial natural gas (Dec. 1990=100) | 05-53 | 202.8 | 183.5 | 182.8 | 40.6 | -.4 | -4.5 | 6.5 | -.7 |

See footnotes at end of table.

Table 2. Producer price indexes and percent changes for selected commodity groupings by stage of processing—Continued
(1982=100 unless otherwise indicated)

| Grouping | Commodity code | Unadjusted index | | | Unadjusted percent change to July 2003 from: | | Seasonally adjusted percent change from: | | |
|---|-------------------|---------------------------|---------------------------|---------------------------|--|--------------|---|-------------------|--------------------|
| | | Mar. 2003 ¹ | June 2003 ¹ | July 2003 ¹ | July 2002 | June 2003 | Apr. to May | May to June | June to July |
| | | | | | | | | | |
| Intermediate materials less foods and feeds—Continued | | | | | | | | | |
| Natural gas to electric utilities (Dec. 1990=100) | 05-54 | 257.7 | 150.8 | 148.1 | 57.9 | -1.8 | -9.2 | 12.8 | -4.3 |
| Jet fuels | 05-72-03 | 117.8 | 79.4 | 79.6 | 11.3 | .3 | -8.3 | 6.4 | -1.0 |
| No. 2 Diesel fuel | 05-73-03 | 129.4 | 89.8 | 92.7 | 19.5 | 3.2 | -17.6 | 4.1 | 2.8 |
| Residual fuel ² | 05-74 | 111.1 | 79.8 | 115.4 | 45.5 | 44.6 | -9.4 | -4.8 | 44.6 |
| Industrial chemicals ² | 06-1 | 149.1 | 141.0 | 139.4 | 8.6 | -1.1 | -1.1 | 1.2 | -1.1 |
| Prepared paint | 06-21 | 169.1 | 171.1 | 171.7 | 2.9 | .4 | 1.5 | -2 | .6 |
| Paint materials ² | 06-22 | 173.6 | 174.2 | 173.8 | .8 | -2 | -2 | .6 | -2 |
| Medicinal and botanical chemicals ² | 06-31 | 135.8 | 135.4 | 134.9 | 1.4 | -.4 | -.8 | .4 | -.4 |
| Fats and oils, inedible | 06-4 | 121.9 | 118.2 | 116.9 | 21.1 | -1.1 | -5.9 | 1.9 | -2.8 |
| Mixed fertilizers | 06-51 | 119.0 | 119.9 | 119.5 | 4.8 | -.3 | -.4 | 0 | 0 |
| Nitrogenates | 06-52-01 | 151.7 | 146.9 | 143.1 | 35.4 | -2.6 | -.5 | -1.1 | -.5 |
| Phosphates ² | 06-52-02 | 111.9 | 108.8 | 107.9 | 9.0 | -.8 | -.4 | -2.8 | -.8 |
| Other agricultural chemicals ² | 06-53 | 148.5 | 148.5 | 148.5 | -.1 | 0 | -.4 | -.6 | 0 |
| Plastic resins and materials | 06-6 | 149.6 | 150.9 | 147.9 | 9.3 | -2.0 | -3.7 | -1.1 | -2.7 |
| Synthetic rubber ² | 07-11-02 | 125.1 | 128.7 | 128.3 | 8.5 | -.3 | .4 | .6 | -.3 |
| Plastic construction products | 07-21 | 138.8 | 139.5 | 137.7 | -1.4 | -1.3 | -.8 | -1.1 | -1.5 |
| Unsupported plastic film, sheet, & other shapes ² | 07-22 | 145.1 | 144.7 | 144.7 | 6.7 | 0 | .1 | -.3 | 0 |
| Plastic parts and components for manufacturing ² | 07-26 | 116.0 | 116.4 | 116.2 | .1 | -.2 | .4 | -.1 | -.2 |
| Softwood lumber | 08-11 | 164.5 | 165.0 | 171.6 | .7 | 4.0 | .2 | .6 | 4.6 |
| Hardwood lumber | 08-12 | 184.9 | 190.4 | 191.5 | 7.6 | .6 | .6 | 1.1 | .7 |
| Millwork | 08-2 | 180.4 | 181.4 | 182.3 | 1.2 | .5 | -.1 | .1 | .4 |
| Plywood ² | 08-3 | 146.0 | 149.0 | 162.1 | 7.6 | 8.8 | -.2 | 2.4 | 8.8 |
| Woodpulp ² | 09-11 | 115.9 | 125.9 | 124.7 | 6.9 | -1.0 | 4.1 | -1.3 | -1.0 |
| Paper ² | 09-13 | 145.5 | 146.9 | 146.9 | 1.9 | 0 | .5 | .1 | 0 |
| Paperboard ² | 09-14 | 164.4 | 163.1 | 162.4 | .4 | -.4 | .2 | -.4 | -.4 |
| Paper boxes and containers ² | 09-15-03 | 173.7 | 172.9 | 172.7 | .8 | -.1 | .3 | -.5 | -.1 |
| Building paper and board ² | 09-2 | 133.4 | 146.1 | 164.3 | 26.2 | 12.5 | 1.7 | 3.1 | 12.5 |
| Commercial printing (June 1982=100) ² | 09-37 | 158.4 | 158.4 | 158.0 | .3 | -.3 | -.1 | .1 | -.3 |
| Foundry and forge shop products | 10-15 | 137.0 | 137.2 | 137.4 | .5 | .1 | .1 | .2 | .3 |
| Steel mill products | 10-17 | 109.4 | 109.1 | 107.9 | 1.8 | -1.1 | -.9 | -.6 | -1.3 |
| Primary nonferrous metals ² | 10-22 | 104.1 | 103.0 | 103.1 | .9 | .1 | .8 | -.1 | .1 |
| Aluminum mill shapes ² | 10-25-01 | 143.7 | 145.4 | 143.6 | .9 | -1.2 | -.1 | 1.3 | -1.2 |
| Copper and brass mill shapes ² | 10-25-02 | 148.6 | 150.5 | 152.2 | -.4 | 1.1 | -.4 | 2.0 | 1.1 |
| Nonferrous wire and cable ² | 10-26 | 132.3 | 135.9 | 134.9 | .5 | -.7 | 1.3 | 1.3 | -.7 |
| Metal containers ² | 10-3 | 109.0 | 109.1 | 109.1 | 1.5 | 0 | 0 | 0 | 0 |
| Hardware ² | 10-4 | 156.3 | 156.1 | 156.3 | .3 | .1 | -.3 | .3 | .1 |
| Plumbing fixtures and brass fittings | 10-5 | 183.0 | 183.6 | 183.5 | .8 | -.1 | .3 | 0 | -.1 |
| Heating equipment ² | 10-6 | 163.0 | 163.3 | 163.3 | 3.5 | 0 | -.1 | 0 | 0 |
| Fabricated structural metal products ² | 10-7 | 145.4 | 145.5 | 145.3 | -.3 | -.1 | -.1 | .1 | -.1 |
| Fabricated ferrous wire products (June 1982=100) ² | 10-88 | 130.7 | 130.4 | 130.9 | .7 | .4 | .5 | .4 | .4 |
| Other misc. metal products ² | 10-89 | 127.5 | 127.3 | 127.4 | .5 | .1 | -.2 | -.1 | .1 |
| Mechanical power transmission equipment | 11-45 | 171.3 | 171.5 | 170.6 | .6 | -.5 | .1 | .1 | -.5 |
| Air conditioning and refrigeration equipment ² | 11-48 | 137.2 | 137.3 | 137.0 | -.2 | -.2 | 0 | -.1 | -.2 |
| Metal valves, ex.fluid power (Dec. 1982=100) | 11-49-02 | 169.1 | 169.3 | 169.9 | 1.6 | .4 | .2 | .2 | .4 |
| Ball and roller bearings | 11-49-05 | 171.3 | 171.7 | 171.7 | .8 | 0 | 0 | .1 | -.2 |
| Wiring devices ² | 11-71 | 153.0 | 153.3 | 153.4 | -1.2 | .1 | .1 | .2 | .1 |
| Motors, generators, motor generator sets | 11-73 | 147.5 | 147.2 | 147.3 | .3 | .1 | -.1 | .1 | -.1 |
| Switchgear, switchboard, etc., equipment ² | 11-75 | 159.6 | 159.2 | 159.1 | 1.3 | -.1 | -.3 | .3 | -.1 |
| Electronic components and accessories ² | 11-78 | 91.2 | 91.2 | 91.4 | -1.0 | .2 | 0 | -.7 | .2 |
| Internal combustion engines | 11-94 | 144.0 | 143.9 | 144.4 | .3 | .3 | .1 | 0 | .2 |
| Machine shop products ² | 11-95 | 140.5 | 140.5 | 140.6 | .5 | .1 | -.1 | 0 | .1 |
| Flat glass ² | 13-11 | 111.1 | 111.1 | 111.2 | -.7 | .1 | .1 | -.1 | .1 |
| Cement | 13-22 | 152.6 | 152.7 | 152.6 | -.5 | -.1 | .7 | 0 | 0 |
| Concrete products | 13-3 | 153.2 | 153.3 | 153.4 | .5 | .1 | .2 | -.2 | .2 |

See footnotes at end of table.

Table 2. Producer price indexes and percent changes for selected commodity groupings by stage of processing—Continued
(1982=100 unless otherwise indicated)

| Grouping | Commodity code | Unadjusted index | | | Unadjusted percent change to July 2003 from: | | Seasonally adjusted percent change from: | | |
|--|----------------|------------------------|------------------------|------------------------|--|------------------|--|------------------|------------------|
| | | Mar. 2003 ¹ | June 2003 ¹ | July 2003 ¹ | July 2002 | June 2003 | Apr. to May | May to June | June to July |
| Intermediate materials less foods and feeds—Continued | | | | | | | | | |
| Asphalt felts and coatings | 13-6 | 115.1 | 119.0 | 118.2 | 5.6 | -0.7 | 3.0 | -0.4 | -1.1 |
| Gypsum products ² | 13-7 | 165.6 | 166.6 | 175.5 | 5.2 | 5.3 | -.5 | -3.9 | 5.3 |
| Glass containers ² | 13-8 | 139.3 | 140.1 | 139.9 | 2.9 | -.1 | -.1 | .4 | -.1 |
| Motor vehicle parts ² | 14-12 | 111.9 | 111.7 | 111.7 | -1.2 | 0 | .3 | -.1 | 0 |
| Aircraft engines & engine parts (Dec. 1985=100) | 14-23 | 153.6 | 152.6 | 154.1 | 5.8 | 1.0 | .1 | .1 | 1.0 |
| Aircraft parts & aux.equip.,nec (June 1985=100) | 14-25 | 150.8 | 149.2 | 149.4 | -1.1 | .1 | -.1 | 0 | .2 |
| Photographic supplies ² | 15-42 | 118.5 | 118.6 | 118.6 | -.4 | 0 | 0 | 0 | 0 |
| Medical/surgical/personal aid devices ² | 15-6 | 154.4 | 154.4 | 154.5 | 2.5 | .1 | -.6 | .3 | .1 |
| Crude materials for further processing | | 152.2 | 136.8 | 133.0 | 24.5 | -2.8 | 1.7 | 4.5 | -2.9 |
| Crude foodstuffs and feedstuffs | | 105.7 | 110.0 | 107.4 | 9.6 | -2.4 | 2.4 | -.5 | -3.0 |
| Wheat ² | 01-21 | 96.6 | 98.2 | 88.1 | -7.5 | -10.3 | 7.3 | -2.0 | -10.3 |
| Corn | 01-22-02-05 | 94.6 | 97.3 | 86.1 | -3.0 | -11.5 | 3.1 | 1.0 | -13.4 |
| Slaughter cattle ² | 01-31 | 112.4 | 114.2 | 110.8 | 17.7 | -3.0 | 1.0 | -2.7 | -3.0 |
| Slaughter hogs | 01-32 | 60.5 | 78.1 | 74.8 | 18.7 | -4.2 | 24.1 | 9.5 | -5.7 |
| Slaughter broilers/fryers | 01-41-02 | 145.2 | 146.3 | 155.5 | 17.8 | 6.3 | -2.8 | 2.9 | 5.0 |
| Slaughter turkeys | 01-42 | 100.8 | 100.5 | 95.7 | -12.4 | -4.8 | -4.2 | -3.1 | -6.5 |
| Fluid milk | 01-6 | 82.2 | 83.0 | 88.4 | 5.7 | 6.5 | .6 | -2.3 | 4.1 |
| Soybeans ² | 01-83-01-31 | 97.6 | 108.0 | 102.0 | 4.3 | -5.6 | 3.9 | -1.5 | -5.6 |
| Cane sugar,raw ² | 02-52-01-01 | 118.1 | 115.7 | 114.7 | 4.4 | -.9 | .3 | -.5 | -.9 |
| Crude nonfood materials | | 184.4 | 153.7 | 149.1 | 35.3 | -3.0 | 1.2 | 7.7 | -2.9 |
| Raw cotton ² | 01-51-01-01 | 89.4 | 83.6 | 92.1 | 39.1 | 10.2 | -8.1 | 1.3 | 10.2 |
| Leaf tobacco ² | 01-92-01-01 | 92.3 | (³) | (³) | (³) | (³) | (³) | (³) | (³) |
| Hides and skins (June 2001=100) ² | 04-19 | 87.8 | 81.0 | 81.0 | -1.6 | 0 | -3.5 | -3.0 | 0 |
| Coal ² | 05-1 | 99.0 | 100.6 | 97.6 | -1.8 | -3.0 | -2.5 | 1.5 | -3.0 |
| Natural gas ² | 05-31 | 330.1 | 240.6 | 225.7 | 100.4 | -6.2 | 6.6 | 11.8 | -6.2 |
| Crude petroleum ² | 05-61 | 95.1 | 82.9 | 82.3 | 20.5 | -.7 | -3.8 | 12.3 | -.7 |
| Logs, timber, etc | 08-5 | 180.2 | 178.8 | 178.5 | -1.0 | -.2 | .3 | -.9 | .3 |
| Wastepaper ² | 09-12 | 195.8 | 202.7 | 195.6 | -5.3 | -3.5 | -1.0 | 0 | -3.5 |
| Iron ore ² | 10-11 | 95.3 | 95.2 | 96.1 | 1.2 | .9 | .1 | -.1 | .9 |
| Iron and steel scrap | 10-12 | 176.1 | 162.8 | 168.6 | 10.8 | 3.6 | -6.6 | -2.5 | 3.1 |
| Nonferrous metal ores (Dec. 1983=100) ² | 10-21 | 72.8 | 75.8 | 74.9 | 7.6 | -1.2 | .6 | 7.2 | -1.2 |
| Copper base scrap ² | 10-23-01 | 121.4 | 124.0 | 123.1 | 7.8 | -.7 | -1.4 | 4.6 | -.7 |
| Aluminum base scrap | 10-23-02 | 170.2 | 165.7 | 166.2 | 2.0 | .3 | -1.6 | 1.0 | 1.1 |
| Construction sand, gravel, and crushed stone | 13-21 | 175.8 | 177.6 | 177.3 | 2.1 | -.2 | .2 | .5 | -.1 |

¹ The indexes for March 2003 have been recalculated to incorporate late reports and corrections by respondents. All indexes are subject to revision 4 months after original publication.

² Not seasonally adjusted.

³ Not available.

Table 3. Producer price indexes for selected stage-of-processing groupings, seasonally adjusted

(1982=100)

| Year and month | Index | | | | | | | | | |
|----------------|----------------|-------------------------|---|-------------------|------------------------|------------------------------|--|-----------------|---------------------------------|-------------------------|
| | Finished goods | Finished consumer foods | Finished consumer goods excluding foods | Capital equipment | Intermediate materials | Intermediate foods and feeds | Intermediate materials excluding foods | Crude materials | Crude foodstuffs and feedstuffs | Crude nonfood materials |
| 1999: | | | | | | | | | | |
| January..... | 131.7 | 136.3 | 127.5 | 137.6 | 121.2 | 115.1 | 121.6 | 91.1 | 103.5 | 79.3 |
| February..... | 131.2 | 134.7 | 127.2 | 137.7 | 120.8 | 113.0 | 121.3 | 88.9 | 100.1 | 78.0 |
| March..... | 131.5 | 135.2 | 127.6 | 137.6 | 121.1 | 111.4 | 121.7 | 89.3 | 99.5 | 79.0 |
| April..... | 132.1 | 134.0 | 129.3 | 137.7 | 121.8 | 109.3 | 122.6 | 91.2 | 95.9 | 84.7 |
| May..... | 132.3 | 134.5 | 129.3 | 137.7 | 122.2 | 109.8 | 122.9 | 96.6 | 98.1 | 92.1 |
| June..... | 132.3 | 135.0 | 129.4 | 137.5 | 122.6 | 110.1 | 123.3 | 96.9 | 98.6 | 92.3 |
| July..... | 132.6 | 134.2 | 130.3 | 137.4 | 123.3 | 108.8 | 124.2 | 97.3 | 95.0 | 95.4 |
| August..... | 133.5 | 135.2 | 131.5 | 137.4 | 124.1 | 110.3 | 124.9 | 102.4 | 98.6 | 101.3 |
| September..... | 134.5 | 135.9 | 133.0 | 137.4 | 124.6 | 111.2 | 125.4 | 106.7 | 98.9 | 108.2 |
| October..... | 134.5 | 135.4 | 133.0 | 137.9 | 124.9 | 112.1 | 125.6 | 104.0 | 98.6 | 104.0 |
| November..... | 134.9 | 135.4 | 133.8 | 137.9 | 125.4 | 111.8 | 126.2 | 109.7 | 100.1 | 112.3 |
| December..... | 135.3 | 135.8 | 134.3 | 138.0 | 125.8 | 109.8 | 126.7 | 104.3 | 98.2 | 104.7 |
| 2000: | | | | | | | | | | |
| January..... | 135.1 | 135.6 | 134.0 | 138.2 | 126.4 | 109.7 | 127.3 | 106.8 | 98.7 | 108.5 |
| February..... | 136.6 | 136.5 | 136.3 | 138.2 | 127.4 | 110.4 | 128.4 | 111.1 | 99.5 | 115.1 |
| March..... | 137.3 | 136.5 | 137.7 | 138.4 | 128.4 | 111.3 | 129.4 | 113.1 | 101.9 | 116.7 |
| April..... | 136.9 | 137.8 | 136.3 | 138.4 | 128.3 | 112.2 | 129.2 | 111.5 | 103.7 | 112.8 |
| May..... | 137.1 | 138.1 | 136.4 | 138.7 | 128.2 | 113.3 | 129.1 | 115.0 | 103.1 | 119.0 |
| June..... | 138.1 | 137.4 | 138.7 | 138.7 | 129.3 | 113.2 | 130.2 | 124.8 | 100.6 | 137.0 |
| July..... | 138.3 | 137.2 | 138.9 | 139.0 | 129.7 | 112.3 | 130.7 | 121.9 | 97.9 | 134.0 |
| August..... | 138.0 | 136.6 | 138.6 | 139.0 | 129.4 | 110.1 | 130.5 | 117.5 | 93.9 | 129.5 |
| September..... | 139.1 | 136.8 | 140.4 | 139.3 | 130.2 | 110.7 | 131.3 | 125.5 | 96.5 | 140.9 |
| October..... | 139.5 | 137.7 | 140.9 | 139.2 | 130.7 | 111.3 | 131.8 | 130.3 | 99.5 | 146.9 |
| November..... | 140.0 | 138.2 | 141.5 | 139.4 | 130.6 | 111.9 | 131.7 | 129.0 | 101.4 | 143.3 |
| December..... | 140.1 | 138.2 | 141.7 | 139.5 | 131.0 | 113.9 | 132.0 | 141.1 | 105.7 | 160.4 |
| 2001: | | | | | | | | | | |
| January..... | 141.7 | 139.1 | 144.1 | 139.9 | 132.1 | 115.5 | 133.0 | 165.6 | 106.9 | 200.1 |
| February..... | 142.0 | 140.6 | 144.2 | 139.3 | 131.9 | 114.3 | 132.9 | 142.0 | 106.3 | 161.4 |
| March..... | 141.5 | 141.5 | 142.8 | 139.6 | 131.2 | 114.5 | 132.2 | 132.5 | 109.8 | 143.3 |
| April..... | 142.0 | 142.3 | 143.4 | 139.8 | 131.0 | 114.4 | 132.0 | 133.3 | 109.7 | 144.6 |
| May..... | 142.3 | 142.2 | 144.1 | 139.6 | 131.2 | 115.1 | 132.1 | 130.6 | 108.8 | 140.8 |
| June..... | 141.7 | 141.6 | 143.1 | 139.7 | 131.0 | 116.1 | 131.8 | 119.9 | 108.5 | 123.4 |
| July..... | 140.2 | 140.9 | 140.3 | 140.1 | 129.4 | 116.7 | 130.2 | 113.0 | 107.8 | 112.4 |
| August..... | 140.7 | 141.9 | 140.8 | 140.1 | 129.1 | 118.8 | 129.7 | 112.0 | 107.0 | 111.5 |
| September..... | 141.3 | 142.2 | 141.8 | 140.2 | 129.2 | 117.9 | 129.9 | 106.9 | 107.2 | 102.8 |
| October..... | 139.1 | 141.8 | 138.3 | 139.4 | 127.6 | 117.3 | 128.2 | 97.5 | 103.7 | 89.7 |
| November..... | 138.3 | 140.9 | 137.2 | 139.5 | 126.8 | 115.7 | 127.4 | 102.7 | 99.6 | 101.2 |
| December..... | 137.7 | 140.8 | 136.0 | 139.6 | 125.9 | 114.2 | 126.5 | 95.6 | 97.6 | 90.7 |
| 2002: | | | | | | | | | | |
| January..... | 137.7 | 141.5 | 135.8 | 139.5 | 125.6 | 114.1 | 126.2 | 99.9 | 101.6 | 95.1 |
| February..... | 138.1 | 143.0 | 136.0 | 139.5 | 125.5 | 114.1 | 126.1 | 98.9 | 104.0 | 91.5 |
| March..... | 139.2 | 143.8 | 137.7 | 139.5 | 126.4 | 114.6 | 127.1 | 104.0 | 103.5 | 100.9 |
| April..... | 139.0 | 139.6 | 139.2 | 139.2 | 127.5 | 113.8 | 128.3 | 108.5 | 97.2 | 113.9 |
| May..... | 138.4 | 139.2 | 138.2 | 139.1 | 127.1 | 112.8 | 127.8 | 109.3 | 97.1 | 115.3 |
| June..... | 138.6 | 139.5 | 138.5 | 139.2 | 127.4 | 114.0 | 128.1 | 105.1 | 95.9 | 109.0 |
| July..... | 138.6 | 139.4 | 138.6 | 138.8 | 127.7 | 115.5 | 128.4 | 105.9 | 96.5 | 109.9 |
| August..... | 138.6 | 138.8 | 139.0 | 138.6 | 128.2 | 116.3 | 128.9 | 107.8 | 98.1 | 111.9 |
| September..... | 139.0 | 138.2 | 139.8 | 139.0 | 128.9 | 117.6 | 129.6 | 110.2 | 99.4 | 115.2 |
| October..... | 140.1 | 138.8 | 141.5 | 139.3 | 129.8 | 117.2 | 130.5 | 112.6 | 99.6 | 119.1 |
| November..... | 139.7 | 139.3 | 140.7 | 139.1 | 129.7 | 117.8 | 130.4 | 116.8 | 100.7 | 125.8 |
| December..... | 139.3 | 139.8 | 139.9 | 138.8 | 129.6 | 119.0 | 130.2 | 119.1 | 102.0 | 128.7 |
| 2003: | | | | | | | | | | |
| January..... | 141.2 | 142.4 | 142.2 | 139.2 | 131.2 | 120.8 | 131.8 | 128.2 | 107.4 | 140.6 |
| February..... | 142.8 | 142.9 | 145.3 | 139.0 | 133.8 | 121.7 | 134.4 | 134.9 | 108.2 | 151.8 |
| March..... | 144.8 | 143.2 | 148.4 | 139.8 | 136.6 | 121.3 | 137.4 | 152.4 | 106.3 | 184.4 |
| April..... | 142.3 | 144.3 | 143.6 | 139.3 | 133.6 | 121.4 | 134.3 | 128.0 | 106.8 | 140.7 |
| May..... | 141.9 | 144.4 | 142.6 | 139.4 | 132.5 | 122.6 | 133.0 | 130.2 | 109.4 | 142.4 |
| June..... | 142.6 | 145.0 | 143.9 | 139.2 | 133.1 | 124.9 | 133.6 | 136.1 | 108.9 | 153.4 |
| July..... | 142.8 | 144.7 | 144.1 | 139.7 | 133.3 | 124.4 | 133.8 | 132.1 | 105.6 | 148.9 |

NOTE: All seasonally adjusted indexes are subject to change up to 5 years after original publication due to the recalculation of seasonal factors each January. The indexes for

March 2003 have been recalculated to incorporate late reports and corrections by respondents.

Table 4. Producer price indexes for the net output of major industry groups, not seasonally adjusted

| Industry ¹ | Industry code | Index base | Index | | | Percent change to July 2003 from: | |
|--|---------------|------------|------------------------|------------------------|------------------------|-----------------------------------|-----------|
| | | | Mar. 2003 ² | June 2003 ² | July 2003 ² | July 2002 | June 2003 |
| Total mining industries | | 12/84 | 169.1 | 138.3 | 133.2 | 42.5 | -3.7 |
| Metal mining | 10 | 12/84 | 76.8 | 79.1 | 78.7 | 5.4 | -.5 |
| Coal mining | 12 | 12/85 | 93.7 | 94.1 | 93.4 | -.5 | -.7 |
| Oil and gas extraction | 13 | 12/85 | 220.0 | 171.3 | 163.6 | 60.4 | -4.5 |
| Mining and quarrying of non-metallic minerals, except fuels | 14 | 12/84 | 145.9 | 146.7 | 146.7 | 2.1 | 0 |
| Total manufacturing industries | | 12/84 | 138.7 | 136.2 | 136.5 | 2.2 | .2 |
| Food and kindred products | 20 | 12/84 | 134.8 | 137.3 | 137.2 | 4.3 | -.1 |
| Tobacco manufactures | 21 | 12/84 | 380.9 | 376.1 | 376.3 | -7.9 | .1 |
| Textile mill products | 22 | 12/84 | 115.1 | 115.5 | 115.4 | -.3 | -.1 |
| Apparel and other finished products made from fabrics and similar materials | 23 | 12/84 | 124.9 | 124.9 | 124.9 | -.3 | 0 |
| Lumber and wood products, except furniture | 24 | 12/84 | 155.3 | 157.3 | 160.3 | 3.1 | 1.9 |
| Furniture and fixtures | 25 | 12/84 | 147.2 | 147.5 | 147.5 | .6 | 0 |
| Paper and allied products | 26 | 12/84 | 144.9 | 145.0 | 144.8 | 1.3 | -.1 |
| Printing, publishing, and allied industries | 27 | 12/84 | 196.7 | 197.2 | 197.2 | 2.1 | 0 |
| Chemicals and allied products | 28 | 12/84 | 165.2 | 165.2 | 164.9 | 4.0 | -.2 |
| Petroleum refining and related products | 29 | 12/84 | 145.9 | 115.4 | 118.1 | 16.8 | 2.3 |
| Rubber and miscellaneous plastic products | 30 | 12/84 | 128.1 | 129.0 | 128.8 | 2.6 | -.2 |
| Leather and leather products | 31 | 12/84 | 142.4 | 141.8 | 142.4 | .7 | .4 |
| Stone, clay, glass, and concrete products | 32 | 12/84 | 137.7 | 137.7 | 138.2 | .9 | .4 |
| Primary metal industries | 33 | 12/84 | 118.0 | 118.3 | 117.6 | .6 | -.6 |
| Fabricated metal products, except machinery and transportation equipment | 34 | 12/84 | 132.7 | 132.7 | 132.9 | .8 | .2 |
| Machinery, except electrical | 35 | 12/84 | 116.0 | 116.2 | 116.1 | -.9 | -.1 |
| Electrical and electronic machinery, equipment, and supplies | 36 | 12/84 | 104.0 | 103.6 | 103.7 | -1.7 | .1 |
| Transportation equipment | 37 | 12/84 | 139.8 | 136.7 | 136.6 | .8 | -.1 |
| Measuring and controlling instruments; photographic, medical, optical goods; watches, clocks | 38 | 12/84 | 129.7 | 130.0 | 130.0 | 1.3 | 0 |
| Miscellaneous manufacturing industries | 39 | 12/85 | 133.8 | 133.9 | 134.3 | .7 | .3 |
| Services industries | | | | | | | |
| Railroad transportation | 40 | 12/96 | 108.3 | 108.4 | 108.3 | 1.4 | -.1 |
| Motor freight transportation and warehousing | 42 | 06/93 | 127.3 | 127.5 | 127.8 | 2.8 | .2 |
| United States Postal Service | 43 | 06/89 | 155.0 | 155.0 | 155.0 | 0 | 0 |
| Water transportation | 44 | 12/92 | 140.9 | 147.8 | 151.1 | 11.6 | 2.2 |
| Transportation by air | 45 | 12/92 | 161.8 | 162.4 | 163.3 | 3.4 | .6 |
| Pipelines, except natural gas | 46 | 12/86 | 111.0 | 111.9 | 111.9 | -.4 | 0 |
| Communications | 48 | 06/01 | 96.9 | 97.6 | 97.2 | -.1 | -.4 |
| Food stores | 54 | 12/99 | 113.1 | 115.5 | 119.6 | 7.2 | 3.5 |
| Automotive dealers and gasoline service stations | 55 | 12/01 | 88.5 | 92.0 | 88.6 | -10.3 | -3.7 |
| Miscellaneous retail | 59 | 06/00 | 106.5 | 105.8 | 103.8 | .7 | -1.9 |
| Health services | 80 | 12/94 | 122.8 | 123.7 | 124.3 | 3.9 | .5 |
| Legal services | 81 | 12/96 | 125.1 | 125.4 | 125.4 | 3.3 | 0 |

¹ Indexes in this table are derived from the net-output-weighted industry price indexes shown in table 5. Because of differences in coverage and aggregation methodology, they will generally not match the movements of similarly titled indexes which are derived from traditional commodity groupings shown in table 6.

² Data for March 2003 have been revised to reflect the availability of late

reports and corrections by respondents. All data are subject to revision 4 months after original publication. Data are not seasonally adjusted.

³ Not available.

Note: NAICS 2002 replaces the SIC classification system beginning with the release of PPI data for January 2004. See <http://www.bls.gov/ppi/ppinaics.htm> for details.

Table 5. Producer price indexes for the net output of selected industries and their products, not seasonally adjusted

| Industry and product ¹ | Industry code | Product code | Index base | Index | | | Percent change to July 2003 from: | |
|--|---------------|--------------|------------|------------------------|------------------------|------------------------|-----------------------------------|------------------|
| | | | | Mar. 2003 ² | June 2003 ² | July 2003 ² | July 2002 | June 2003 |
| Total mining industries | | | 12/84 | 169.1 | 138.3 | 133.2 | 42.5 | -3.7 |
| Metal mining | 10 | | 12/84 | 76.8 | 79.1 | 78.7 | 5.4 | -.5 |
| Iron ores | 101 | | 12/84 | 94.3 | 94.3 | 95.1 | 1.1 | .8 |
| Iron ores | 1011 | | 12/84 | 94.3 | 94.3 | 95.1 | 1.1 | .8 |
| Primary products | | 1011-P | 12/84 | 96.6 | 96.5 | 97.4 | 1.1 | .9 |
| Iron ores | | 1011-8 | 12/97 | 100.1 | 100.1 | 100.9 | 1.1 | .8 |
| Copper ores | 102 | | 06/88 | 80.3 | 82.7 | (³) | (³) | (³) |
| Copper ores | 1021 | | 06/88 | 80.3 | 82.7 | (³) | (³) | (³) |
| Primary products | | 1021-P | 06/88 | 81.3 | 83.7 | (³) | (³) | (³) |
| Secondary products and miscellaneous receipts | | 1021-SM | | | | | | |
| Gold and silver ores | 104 | | 12/84 | 69.9 | 72.8 | 69.8 | 9.7 | -4.1 |
| Gold ores | 1041 | | 06/85 | 103.6 | 108.0 | 103.5 | 10.2 | -4.2 |
| Primary products | | 1041-P | 06/85 | 103.8 | 108.1 | 103.6 | 10.3 | -4.2 |
| Gold mill bullion and placer gold | | 1041-3 | 06/85 | 107.1 | 111.6 | 106.9 | 10.3 | -4.2 |
| Secondary products and miscellaneous receipts | | 1041-SM | | | | | | |
| Secondary products | | 1041-SS | | | | | | |
| Metal mining services | 108 | | 12/85 | 116.1 | 116.1 | 116.1 | .3 | 0 |
| Metal mining services | 1081 | | 12/85 | 116.1 | 116.1 | 116.1 | .3 | 0 |
| Primary products | | 1081-P | 12/85 | 117.3 | 117.3 | 117.3 | .3 | 0 |
| Metal mining services | | 1081-8 | 12/85 | 117.3 | 117.3 | 117.3 | .3 | 0 |
| Miscellaneous metal ores | 109 | | 12/85 | 30.4 | 34.8 | 36.1 | 18.0 | 3.7 |
| Metal ores, n.e.c. | 1099 | | 12/85 | 97.1 | 112.9 | 117.8 | 20.7 | 4.3 |
| Primary products | | 1099-P | 12/85 | 95.6 | 111.1 | 116.0 | 20.7 | 4.4 |
| Miscellaneous metal ores | | 1099-8 | 12/00 | 59.1 | 58.0 | 57.7 | -3.0 | -5 |
| Coal mining | 12 | | 12/85 | 93.7 | 94.1 | 93.4 | -.5 | -.7 |
| Bituminous coal and lignite mining | 122 | | 12/01 | 101.1 | 101.7 | 100.6 | -.8 | -1.1 |
| Bituminous coal & lignite surface mining | 1221 | | 12/01 | 101.6 | 102.7 | 100.7 | -.8 | -1.9 |
| Primary products | | 1221-P | 12/01 | 101.6 | 102.7 | 100.7 | -.8 | -1.9 |
| Unprepared (raw) bituminous coal and lignite shipped from surface operations | | 1221-1 | 12/01 | 98.4 | 98.0 | 98.0 | 5.5 | 0 |
| For use without preparation | | 1221-101 | 12/01 | 98.2 | 93.7 | 93.5 | 23.4 | -2 |
| For preparation at other establishments | | 1221-103 | 12/01 | 98.5 | 99.7 | 99.7 | .4 | 0 |
| Prepared bituminous coal and lignite from surface operations | | 1221-2 | 12/01 | 102.0 | 103.4 | 101.1 | -1.7 | -2.2 |
| Mechanically cleaned by wet-washing, pneumatic, or other methods | | 1221-201 | 12/01 | 100.2 | 100.7 | 100.5 | -.9 | -2 |
| Other preparation only: bituminous coal | | 1221-217 | 12/01 | 101.5 | 100.8 | 100.9 | -4.5 | .1 |
| Other preparation only: subbituminous coal | | 1221-218 | 12/01 | 106.7 | 113.6 | 106.4 | 1.5 | -6.3 |
| Other preparation only: lignite | | 1221-219 | 12/01 | 103.8 | 104.6 | 93.3 | -4.7 | -10.8 |
| Secondary products and miscellaneous receipts | | 1221-SM | | | | | | |
| Miscellaneous receipts | | 1221-M | 12/01 | 101.1 | 101.1 | 101.1 | 1.0 | 0 |
| Secondary products | | 1221-S | 12/01 | 100.2 | 100.9 | 100.3 | .2 | -.6 |
| Bituminous coal underground mining | 1222 | | 12/01 | 100.6 | 100.6 | 100.6 | -.7 | 0 |
| Primary products | | 1222-P | 12/01 | 100.7 | 100.6 | 100.6 | -.7 | 0 |
| Unprepared (raw) bituminous coal shipped from underground operations | | 1222-1 | 12/01 | 100.9 | 101.9 | 100.9 | .1 | -1.0 |
| Prepared bituminous coal shipped from underground operations | | 1222-2 | 12/01 | 100.6 | 100.3 | 100.5 | -.9 | .2 |
| Mechanically cleaned by wet-washing, pneumatic, or other methods | | 1222-201 | 12/01 | 101.2 | 100.8 | 101.1 | -.5 | .3 |
| Other preparation only, such as mechanical crushing, screening, or sizing .. | | 1222-217 | 12/01 | 95.2 | 96.5 | 95.2 | -4.4 | -1.3 |
| Secondary products and miscellaneous receipts | | 1222-SM | | | | | | |
| Secondary products | | 1222-S | 12/01 | 97.3 | 99.5 | 99.4 | -1.4 | -.1 |
| Anthracite mining | 123 | | 12/93 | 104.0 | 103.9 | 103.9 | 3.3 | 0 |
| Anthracite mining | 1231 | | 12/79 | 168.3 | 168.1 | 168.1 | 3.3 | 0 |
| Primary products | | 1231-P | 12/79 | 167.3 | 167.1 | 167.1 | 3.4 | 0 |
| Unprepared anthracite shipped | | 1231-1 | 12/79 | (³) | (³) | 151.5 | (³) | (³) |
| For preparation at other establishments | | 1231-114 | 12/93 | (³) | (³) | 100.0 | (³) | (³) |
| Prepared anthracite shipped | | 1231-2 | 12/79 | 171.4 | 171.2 | 171.2 | 4.9 | 0 |
| Mechanically cleaned by wet-washing, pneumatic, or other methods | | 1231-207 | 12/93 | 105.4 | 105.3 | 105.3 | 4.9 | 0 |
| Coal mining services | 124 | | 06/91 | 114.6 | 108.1 | 117.1 | 3.4 | 8.3 |
| Coal mining services | 1241 | | 06/85 | 123.2 | 116.2 | 125.9 | 3.5 | 8.3 |
| Primary products | | 1241-P | 06/85 | 123.9 | 116.8 | 126.6 | 3.4 | 8.4 |

See footnotes at end of table.

Table 5. Producer price indexes for the net output of selected industries and their products, not seasonally adjusted

—Continued

| Industry and product ¹ | Industry code | Product code | Index base | Index | | | Percent change to July 2003 from: | |
|---|---------------|--------------|------------|------------------------|------------------------|------------------------|-----------------------------------|------------------|
| | | | | Mar. 2003 ² | June 2003 ² | July 2003 ² | July 2002 | June 2003 |
| Coal mining services—Continued | | | | | | | | |
| Coal mining services | | 1241-4 | 06/85 | 123.9 | 116.8 | 126.6 | 3.4 | 8.4 |
| Secondary products and miscellaneous receipts | | 1241-SM | | | | | | |
| Oil and gas extraction | 13 | | 12/85 | 220.0 | 171.3 | 163.6 | 60.4 | -4.5 |
| Crude petroleum and natural gas | 1312 | | 06/02 | 213.3 | 161.2 | 154.0 | 49.1 | -4.5 |
| Primary products | | 1312-P | 06/84 | 192.6 | 145.4 | 138.7 | 48.8 | -4.6 |
| Crude petroleum | | 1312-1 | 06/84 | 103.5 | 90.3 | 89.6 | 20.4 | -.8 |
| Natural gas (from the well head) | | 1312-5 | 06/84 | 305.6 | 211.7 | 196.6 | 78.9 | -7.1 |
| Secondary products and miscellaneous receipts | | 1312-SM | | | | | | |
| Secondary products | | 1312-S | 06/02 | 189.7 | 152.8 | (³) | (³) | (³) |
| Natural gas liquids and natural gas residue | 1322 | | 06/02 | 250.1 | 199.4 | 189.2 | 101.3 | -5.1 |
| Primary products | | 1322-P | 06/02 | 250.6 | 199.6 | 189.5 | 101.6 | -5.1 |
| Natural gas liquids | | 1322-2 | 06/84 | 181.1 | 159.1 | 151.3 | 47.6 | -4.9 |
| Isopentane and natural gasoline | | 1322-221 | 06/84 | 169.1 | 131.0 | 132.6 | 24.2 | 1.2 |
| Propane | | 1322-231 | 06/84 | 188.5 | 166.5 | 160.0 | 51.5 | -3.9 |
| Butane | | 1322-232 | 06/84 | 128.8 | 107.7 | 108.7 | 35.0 | .9 |
| Ethane, gas mixtures, and other natural gas liquids | | 1322-298 | 06/96 | 254.1 | 235.9 | 213.8 | 61.2 | -9.4 |
| Natural gas residue (from gas processors) | | 1322-3 | 06/84 | 315.9 | 244.1 | 231.5 | 130.1 | -5.2 |
| Secondary products and miscellaneous receipts | | 1322-SM | | | | | | |
| Crude petroleum, natural gas, and natural gas liquids | 133 | | 06/96 | 298.7 | 230.3 | 219.4 | 65.1 | -4.7 |
| Oil and gas field services | 138 | | 12/85 | 132.7 | 132.3 | 132.2 | -1.2 | -.1 |
| Drilling oil and gas wells | 1381 | | 12/85 | 152.0 | 152.0 | 152.2 | -.3 | .1 |
| Primary products | | 1381-P | 12/85 | 151.5 | 151.4 | 151.6 | -.3 | .1 |
| Offshore drilling | | 1381-7 | 12/85 | 170.0 | 158.2 | 159.3 | -5.3 | .7 |
| Drilling oil, gas, dry, and service wells | | 1381-701 | 12/85 | 170.1 | 156.4 | 157.5 | -5.5 | .7 |
| Reworking wells | | 1381-704 | 12/92 | 187.9 | 187.9 | (³) | (³) | (³) |
| Onshore drilling | | 1381-9 | 12/85 | 140.5 | 141.9 | 142.0 | .4 | .1 |
| Drilling oil, gas, dry, and service wells | | 1381-901 | 12/85 | 142.7 | 144.2 | 144.4 | -.8 | .1 |
| Oil and gas field exploration services | 1382 | | 12/85 | 72.0 | 77.2 | 75.0 | 0 | -2.8 |
| Primary products | | 1382-P | 12/85 | 68.3 | 73.0 | 70.1 | -2.5 | -4.0 |
| Oil and gas field exploration services | | 1382-1 | 12/85 | 66.6 | 71.2 | 68.4 | -2.6 | -3.9 |
| Secondary products and miscellaneous receipts | | 1382-SM | | | | | | |
| Oil and gas field services, n.e.c. | 1389 | | 12/85 | 135.2 | 134.2 | 134.1 | -1.8 | -.1 |
| Primary products | | 1389-P | 12/85 | 136.1 | 135.0 | 134.9 | -2.0 | -.1 |
| Oil and gas field services, n.e.c. | | 1389-1 | 12/85 | 132.4 | 131.4 | 131.3 | -1.9 | -.1 |
| Secondary products and miscellaneous receipts | | 1389-SM | | | | | | |
| Miscellaneous receipts | | 1389-M | 11/94 | 123.1 | 123.1 | 123.1 | 0 | 0 |
| Mining and quarrying of non-metallic minerals, except fuels | 14 | | 12/84 | 145.9 | 146.7 | 146.7 | 2.1 | 0 |
| Dimension Stone | 141 | | 06/85 | 170.3 | 170.7 | 170.6 | 3.6 | -.1 |
| Dimension stone | 1411 | | 06/85 | 170.3 | 170.8 | 170.6 | 3.5 | -.1 |
| Primary products | | 1411-P | 06/85 | 166.7 | 167.1 | 167.0 | 3.0 | -.1 |
| Rough dimension limestone | | 1411-101 | 06/85 | 237.8 | 239.7 | 239.7 | 5.3 | 0 |
| Rough dimension granite | | 1411-501 | 06/85 | 137.8 | 138.2 | 138.2 | .5 | 0 |
| Other rough dimension stone | | 1411-901 | 06/85 | 167.5 | 166.9 | 166.3 | 4.1 | -4 |
| Crushed and broken stone, including riprap | 142 | | 12/84 | 159.2 | 160.6 | 160.2 | 2.2 | -2 |
| Crushed and broken limestone | 1422 | | 12/83 | 157.9 | 159.5 | 159.0 | 2.3 | -.3 |
| Primary products | | 1422-P | 12/83 | 159.7 | 161.3 | 160.8 | 2.3 | -.3 |
| North Central region | | 1422-1 | 06/89 | 143.0 | 143.7 | 143.8 | 1.4 | .1 |
| East North Central division | | 1422-112 | 12/83 | 157.1 | 157.4 | 157.4 | .5 | 0 |
| West North Central division | | 1422-113 | 12/83 | 184.4 | 186.2 | 186.2 | 2.9 | 0 |
| Other regions | | 1422-2 | 12/83 | 158.2 | 160.4 | 159.5 | 2.8 | -.6 |
| South region | | 1422-21 | 06/89 | 133.8 | 136.1 | 135.4 | 3.4 | -.5 |
| South Atlantic division | | 1422-211 | 06/89 | 137.4 | 138.9 | 138.7 | 5.6 | -.1 |
| East South Central division | | 1422-212 | 06/89 | 131.0 | 133.6 | 133.5 | 2.9 | -.1 |
| West South Central division | | 1422-213 | 06/89 | 137.3 | 140.9 | 138.3 | .4 | -1.8 |
| Northeast region | | 1422-22 | 06/89 | 134.7 | 135.7 | 134.5 | 1.9 | -.9 |
| West region | | 1422-23 | 06/89 | 116.1 | 115.9 | 116.0 | .2 | .1 |
| Secondary products and miscellaneous receipts | | 1422-SM | | | | | | |
| Secondary products | | 1422-S | 12/83 | 132.1 | 133.9 | 133.4 | 2.1 | -.4 |
| Crushed and broken granite, n.e.c. | 1423 | | 12/83 | 196.6 | 198.5 | 197.9 | 2.2 | -.3 |
| Primary products | | 1423-P | 12/83 | 197.2 | 199.2 | 198.6 | 2.2 | -.3 |
| Granite and related rocks | | 1423-111 | | | | | | |
| South Atlantic region | | 1423-11101 | 12/83 | 210.1 | 212.5 | 211.3 | 2.6 | -.6 |

See footnotes at end of table.

Table 5. Producer price indexes for the net output of selected industries and their products, not seasonally adjusted

—Continued

| Industry and product ¹ | Industry code | Product code | Index base | Index | | | Percent change to July 2003 from: | |
|--|---------------|--------------|------------|------------------------|------------------------|------------------------|-----------------------------------|------------------|
| | | | | Mar. 2003 ² | June 2003 ² | July 2003 ² | July 2002 | June 2003 |
| Crushed and broken granite, n.e.c.—Continued | | | | | | | | |
| Other regions | | 1423-11102 | 12/83 | 152.5 | 153.6 | 154.0 | 1.3 | 0.3 |
| Secondary products and miscellaneous receipts | | 1423-SM | | | | | | |
| Secondary products | | 1423-S | 12/83 | 158.3 | 150.7 | 153.0 | -3.3 | 1.5 |
| Crushed and broken stone, n.e.c. | 1429 | | 12/83 | 164.0 | 164.3 | 164.4 | 2.2 | .1 |
| Primary products | | 1429-P | 12/83 | 164.5 | 164.7 | 164.7 | 2.0 | 0 |
| Crushed and broken stone, n.e.c. | | 1429-1 | 12/83 | 164.5 | 164.7 | 164.7 | 2.0 | 0 |
| Secondary products and miscellaneous receipts | | 1429-SM | | | | | | |
| Secondary products | | 1429-S | 12/83 | 158.1 | 160.4 | 160.8 | 5.0 | .2 |
| Sand and gravel | 144 | | 12/84 | 174.5 | 176.5 | 176.7 | 2.0 | .1 |
| Construction sand and gravel | 1442 | | 06/82 | 187.2 | 189.6 | 189.9 | 1.9 | .2 |
| Primary products | | 1442-P | 06/82 | 187.7 | 190.3 | 190.6 | 1.9 | .2 |
| Construction sand | | 1442-3 | 06/82 | 191.8 | 195.1 | 194.9 | 1.7 | -.1 |
| Northeastern Region | | 1442-3A | 06/82 | 166.5 | 171.1 | 171.1 | 2.8 | 0 |
| North Central Region | | 1442-3B | 06/82 | 171.5 | 172.2 | 172.1 | -1.5 | -.1 |
| Southern Region | | 1442-3C | 06/82 | 197.3 | 198.6 | 199.1 | 1.5 | .3 |
| Western Region | | 1442-3D | 06/82 | 217.1 | 223.0 | 222.3 | 3.6 | -.3 |
| Mountain | | 1442-38 | 06/82 | 130.1 | 130.1 | 130.1 | 0 | 0 |
| Pacific | | 1442-39 | 06/82 | 252.6 | 263.4 | 262.2 | 5.8 | -.5 |
| Construction gravel | | 1442-5 | 06/82 | 184.3 | 186.3 | 187.0 | 2.0 | .4 |
| Northeastern Region | | 1442-5A | 06/82 | 171.4 | 172.3 | 172.2 | .5 | -.1 |
| North Central Region | | 1442-5B | 06/82 | 177.2 | 177.6 | 179.7 | 1.2 | 1.2 |
| Southern Region | | 1442-5C | 06/82 | 173.3 | 173.8 | 174.0 | 3.4 | .1 |
| Western Region | | 1442-5D | 06/82 | 191.4 | 195.5 | 195.8 | 2.4 | .2 |
| Mountain | | 1442-58 | 06/82 | 206.6 | 206.6 | 206.6 | 0 | 0 |
| Pacific | | 1442-59 | 06/82 | 181.0 | 187.4 | 187.8 | 3.8 | .2 |
| Secondary products and miscellaneous receipts | | 1442-SM | | | | | | |
| Miscellaneous receipts | | 1442-M | 06/82 | 216.7 | 214.7 | 214.7 | -.9 | 0 |
| Contract work and other miscellaneous receipts | | 1442-XY9 | 06/82 | 176.8 | 178.8 | 178.8 | 1.0 | 0 |
| Secondary products | | 1442-S | 06/82 | 155.3 | 156.7 | 156.9 | 3.2 | .1 |
| Industrial sand | 1446 | | 06/82 | 161.9 | 162.0 | 161.4 | 2.2 | -.4 |
| Primary products | | 1446-P | 06/82 | 162.1 | 162.1 | 161.6 | 2.3 | -.3 |
| Glass sand | | 1446-1 | 06/82 | 157.6 | 157.6 | 156.5 | .8 | -.7 |
| Molding sand | | 1446-5 | 06/82 | 185.5 | 188.6 | 188.3 | 2.1 | -.2 |
| Other industrial sand, n.e.c. | | 1446-9 | 06/82 | 151.1 | 149.9 | 149.9 | 4.4 | 0 |
| Secondary products and miscellaneous receipts | | 1446-SM | | | | | | |
| Secondary products | | 1446-S | 06/82 | 167.5 | 167.5 | 167.4 | -.1 | -.1 |
| Clay, ceramic, and refractory minerals | 145 | | 12/84 | 124.0 | 124.4 | 124.4 | 2.1 | 0 |
| Kaolin and ball clay | 1455 | | 06/84 | 121.4 | 121.5 | 121.5 | 2.5 | 0 |
| Primary products | | 1455-P | 06/84 | 121.6 | 121.7 | 121.7 | 2.7 | 0 |
| Prepared kaolin and ball clay | | 1455-2 | 06/84 | 120.2 | 120.3 | 120.3 | 2.7 | 0 |
| Secondary products and miscellaneous receipts | | 1455-SM | | | | | | |
| Secondary products | | 1455-S | 08/84 | 119.5 | 119.9 | 119.9 | .8 | 0 |
| Clay and related minerals, n. e. c. | 1459 | | 06/84 | 141.6 | 142.6 | 142.7 | 1.3 | .1 |
| Primary products | | 1459-P | 06/84 | 140.4 | 141.4 | 141.5 | 1.5 | .1 |
| Bentonite | | 1459-1 | 06/84 | 112.4 | 112.9 | 113.3 | 1.6 | .4 |
| Fire clay | | 1459-2 | 12/84 | 109.8 | (³) | 110.4 | -1.7 | (³) |
| Common clay and shale | | 1459-7 | 06/84 | 145.6 | 149.5 | 148.7 | 2.6 | -.5 |
| Other clay and related minerals | | 1459-9 | 06/84 | 143.4 | 143.4 | 143.4 | 2.1 | 0 |
| Secondary products and miscellaneous receipts | | 1459-SM | | | | | | |
| Secondary products | | 1459-S | 06/84 | 167.3 | 167.3 | 167.3 | -2.0 | 0 |
| Chemical and fertilizer mineral mining | 147 | | 12/84 | 109.6 | 108.2 | 108.4 | 1.6 | .2 |
| Potash, soda, and borate minerals | 1474 | | 12/84 | 106.0 | 106.1 | 105.8 | -1.4 | -.3 |
| Primary products | | 1474-P | 12/84 | 105.6 | 105.8 | 105.4 | -1.4 | -.4 |
| Processed or refined potassium salts | | 1474-2 | 12/84 | 138.7 | 138.9 | 136.9 | 3.6 | -1.4 |
| Natural sodium carbonates and sulfates | | 1474-3 | 12/84 | 95.8 | (³) | 96.3 | -3.5 | (³) |
| Secondary products and miscellaneous receipts | | 1474-SM | | | | | | |
| Chemical and fertilizer mineral mining, n.e.c. | 1479 | | 12/89 | 93.0 | 90.9 | 93.4 | 4.1 | 2.8 |
| Primary products | | 1479-P | 12/89 | 90.0 | 87.9 | 90.2 | 3.9 | 2.6 |
| Barite | | 1479-1 | 12/84 | 86.1 | 86.5 | 86.5 | .5 | 0 |
| Rock salt | | 1479-3 | 12/84 | 175.0 | 170.4 | 175.2 | 4.3 | 2.8 |
| Chemical and fertilizer mineral mining, n.e.c. | | 1479-9 | 12/89 | 113.0 | 113.0 | 113.0 | .5 | 0 |
| Secondary products and miscellaneous receipts | | 1479-SM | | | | | | |
| Secondary products | | 1479-S | 06/97 | 115.0 | 115.0 | 122.1 | 11.4 | 6.2 |
| Non-metallic minerals (except fuels) services | 148 | | 06/85 | 114.5 | 113.4 | 115.0 | 3.8 | 1.4 |

See footnotes at end of table.

Table 5. Producer price indexes for the net output of selected industries and their products, not seasonally adjusted

—Continued

| Industry and product ¹ | Industry code | Product code | Index base | Index | | | Percent change to July 2003 from: | |
|--|---------------|--------------|------------|------------------------|------------------------|------------------------|-----------------------------------|------------------|
| | | | | Mar. 2003 ² | June 2003 ² | July 2003 ² | July 2002 | June 2003 |
| Nonmetallic minerals services (except fuels) | 1481 | | 06/85 | 114.5 | 113.4 | 115.0 | 3.8 | 1.4 |
| Primary products | | 1481-P | 06/85 | 115.3 | 112.5 | 114.3 | 3.3 | 1.6 |
| Nonmetallic minerals services (except fuels) | | 1481-8 | 06/85 | 115.3 | 112.5 | 114.3 | 3.3 | 1.6 |
| Secondary products and miscellaneous receipts | | 1481-SM | | | | | | |
| Miscellaneous receipts | | 1481-M | 12/98 | 105.0 | 106.7 | 106.7 | -1.5 | 0 |
| Miscellaneous nonmetallic minerals, except fuels | 149 | | 12/84 | 155.1 | 156.8 | 157.7 | 2.7 | .6 |
| Miscellaneous nonmetallic minerals | 1499 | | 06/85 | 144.6 | 146.2 | 147.0 | 2.7 | .5 |
| Primary products | | 1499-P | 06/85 | 145.3 | 147.0 | 146.7 | 1.9 | -.2 |
| Miscellaneous nonmetallic minerals | | 1499-A | 06/85 | 145.3 | 147.0 | 146.7 | 1.9 | -.2 |
| Secondary products and miscellaneous receipts | | 1499-SM | | | | | | |
| Miscellaneous receipts | | 1499-M | 12/99 | 98.9 | 98.9 | 98.9 | 1.3 | 0 |
| Total manufacturing industries | | | 12/84 | 138.7 | 136.2 | 136.5 | 2.2 | .2 |
| Food and kindred products | 20 | | 12/84 | 134.8 | 137.3 | 137.2 | 4.3 | -.1 |
| Meat products | 201 | | 12/84 | 119.6 | 127.5 | 125.0 | 9.2 | -2.0 |
| Meat packing plants | 2011 | | 12/80 | 121.4 | 133.2 | 127.6 | 11.6 | -4.2 |
| Primary products | | 2011-P | 12/80 | 123.8 | 136.1 | 130.0 | 11.8 | -4.5 |
| Miscellaneous by-products of meat packing; mitse | | 2011-C | 12/80 | 118.9 | 126.7 | 125.6 | 12.5 | -.9 |
| Fresh and frozen beef, not canned or made into sausage; mitse | | 2011-1 | 12/80 | 123.0 | 134.4 | 126.6 | 14.7 | -5.8 |
| Whole or half carcass & primal beef cuts not canned or made into sausage; mitse | | 2011-112 | 12/80 | 126.4 | 137.5 | 130.8 | 15.2 | -4.9 |
| Subprimal & fabricated beef cuts however packed incl. plastic lined boxes; mitse | | 2011-116 | 12/95 | 128.1 | 143.9 | 133.3 | 15.3 | -7.4 |
| Fresh/frozen boneless beef incl hamburger, not canned/made into sausage; mitse | | 2011-131 | 12/80 | 89.9 | 90.2 | 89.3 | 8.1 | -1.0 |
| Other fresh/frozen beef incl. corned or organ cuts, not canned or sausage; mitse | | 2011-181 | 12/80 | 96.1 | 91.1 | 90.2 | 24.4 | -1.0 |
| Fresh and frozen veal not canned or made into sausage; mitse | | 2011-2 | 01/89 | 93.6 | 95.3 | (³) | (³) | (³) |
| Fresh and frozen lamb or mutton, not canned or made into sausage; mitse | | 2011-3 | 12/95 | 114.2 | 119.5 | 112.8 | 4.9 | -5.6 |
| Fresh and frozen pork, not canned or made into sausage; mitse | | 2011-4 | 12/80 | 113.2 | 136.4 | 130.1 | 10.3 | -4.6 |
| Lard; mitse | | 2011-5 | 12/80 | 151.5 | 161.5 | 169.4 | 24.2 | 4.9 |
| Pork, processed or cured, but not canned or made into sausage; mitse | | 2011-6 | 12/80 | 121.9 | 122.9 | 126.9 | 2.3 | 3.3 |
| Sausages and similar products, but not canned; mitse | | 2011-7 | 12/80 | 120.9 | 124.8 | 125.8 | 2.6 | .8 |
| Hides, skins, and pelts; mitse | | 2011-9 | 12/80 | 162.5 | 149.9 | 150.0 | -1.5 | .1 |
| Secondary products and miscellaneous receipts | | 2011-SM | | | | | | |
| Miscellaneous receipts | | 2011-M | 06/01 | 103.5 | 111.9 | 111.1 | 13.1 | -.7 |
| Resales | | 2011-Z89 | 06/01 | 103.5 | 111.9 | 111.1 | 13.1 | -.7 |
| Secondary products | | 2011-S | 12/80 | 59.1 | 60.8 | 63.0 | 6.1 | 3.6 |
| Sausages and other prepared meat products, made from purchased material | 2013 | | 12/82 | 124.7 | 131.6 | 130.3 | 8.3 | -1.0 |
| Primary products | | 2013-P | 12/82 | 120.0 | 126.4 | 125.3 | 7.6 | -.9 |
| Other processed, frozen, or cooked meats, not made in meat packing plants .. | | 2013-B | 12/82 | 125.0 | 135.5 | 130.6 | 9.3 | -3.6 |
| Frozen ground meat patties (processed, frozen, or cooked) | | 2013-B11 | 12/88 | 105.6 | 114.1 | 108.0 | 4.1 | -5.3 |
| Frozen portion control meats (processed, frozen, or cooked) | | 2013-B13 | 12/88 | 115.0 | 116.4 | 116.6 | 1.0 | .2 |
| Other processed, frozen, or cooked meats, not made in meat packing plants | | 2013-B19 | 12/88 | 119.3 | 131.4 | 126.5 | 13.6 | -3.7 |
| Pork, processed or cured, including frozen not canned or made into sausage .. | | 2013-6 | 12/82 | 99.7 | 104.2 | 106.2 | 11.1 | 1.9 |
| Smoked pork hams and picnics (not otherwise cooked), except canned | | 2013-631 | 12/82 | 90.2 | 88.1 | 89.8 | 3.3 | 1.9 |
| Smoked pork sliced bacon (not otherwise cooked), not canned | | 2013-641 | 12/82 | 110.7 | 123.4 | 126.0 | 20.1 | 2.1 |
| Boiled ham, barbecue pork, and other cooked pork, exc. canned meats and sausage | | 2013-661 | 12/82 | 89.5 | 91.0 | 92.4 | 6.3 | 1.5 |
| Other pork products (not otherwise cooked), not canned or made into sausage | | 2013-662 | 12/01 | 103.7 | 110.9 | 112.4 | 10.8 | 1.4 |
| Sausage and similar products, except canned, not made in meat packing plants | | 2013-7 | 12/82 | 127.7 | 131.6 | 132.3 | 4.2 | .5 |
| Fresh sausage (pork sausage, breakfast links, etc.), except canned | | 2013-711 | 12/82 | 131.6 | 130.8 | 130.0 | 2.5 | -.6 |
| Dry or semidry sausage and similar products (pepperoni, summer sausage, etc.) | | 2013-717 | 12/82 | 121.8 | 127.6 | 127.4 | 6.0 | -.2 |
| Frankfurters, including wieners, except canned, not made in meat packing plants | | 2013-721 | 12/82 | 135.3 | 139.3 | 136.9 | 2.9 | -1.7 |
| Other sausage, smoked or cooked, and jellied goods and similar preparations | | 2013-736 | 12/82 | 123.2 | 127.7 | 131.1 | 4.6 | 2.7 |
| Canned meats (except dog, cat, and baby food) containing 20 percent or more meat | | 2013-8 | 12/82 | 120.1 | 121.0 | 120.8 | .2 | -.2 |
| Secondary products and miscellaneous receipts | | 2013-SM | | | | | | |
| Miscellaneous receipts | | 2013-M | 12/82 | 167.8 | 186.3 | 181.2 | 24.2 | -2.7 |
| Resales | | 2013-Z89 | 12/82 | 165.6 | 184.4 | 179.2 | 24.8 | -2.8 |
| Secondary products | | 2013-S | 12/82 | 133.7 | 134.4 | 134.7 | 0 | .2 |
| Poultry and egg processing | 2015 | | 12/81 | 119.0 | 121.4 | 123.0 | 5.9 | 1.3 |
| Primary products | | 2015-P | 12/81 | 119.9 | 122.5 | 124.3 | 5.9 | 1.5 |
| Young chickens (usually under 20 weeks of age), whole or parts | | 2015-1 | 12/81 | 124.4 | 128.5 | 131.0 | 11.1 | 1.9 |

See footnotes at end of table.

Table 5. Producer price indexes for the net output of selected industries and their products, not seasonally adjusted
—Continued

| Industry and product ¹ | Industry code | Product code | Index base | Index | | | Percent change to July 2003 from: | |
|--|---------------|--------------|------------|------------------------|------------------------|------------------------|-----------------------------------|------------------|
| | | | | Mar. 2003 ² | June 2003 ² | July 2003 ² | July 2002 | June 2003 |
| Poultry and egg processing—Continued | | | | | | | | |
| Bulk wet ice pack broilers and fryers | | 2015-133 | 12/81 | 127.2 | 134.9 | 143.8 | 21.4 | 6.6 |
| Bulk dry ice packed broilers and fryers, and roasters, and capons incl. frozen | | 2015-134 | 12/81 | 114.7 | 118.8 | 120.4 | 12.1 | 1.3 |
| Tray pack broilers and fryers (consumer packaged), chilled | | 2015-136 | 12/81 | 117.6 | 120.8 | 117.0 | 2.5 | -3.1 |
| Other broilers and fryers, including frozen | | 2015-139 | 12/81 | 121.0 | 118.8 | 118.5 | 2.6 | -.3 |
| Turkeys (including frozen whole or parts) | | 2015-3 | 12/81 | 98.9 | 97.1 | 98.4 | -6.5 | 1.3 |
| Whole turkeys (including frozen) | | 2015-329 | 12/81 | 115.5 | 116.2 | 116.1 | -4.6 | -.1 |
| Turkey parts incl. ground turkey and turkey cutlets, etc. (including frozen) .. | | 2015-398 | 12/81 | 89.9 | 89.5 | 92.6 | -8.8 | 3.5 |
| Other poultry and small game (including frozen, whole or parts) | | 2015-4 | 12/90 | 86.8 | (³) | 86.8 | -5.2 | (³) |
| Processed poultry & small game (has 20 percent or more poultry/meat) excl. soups | | 2015-5 | 12/81 | 129.2 | 129.0 | 130.0 | .3 | .8 |
| Cooked or smoked turkey incl. frozen, excl. franks, hams and luncheon meats | | 2015-531 | 12/81 | 132.3 | 132.9 | 132.8 | 1.5 | -.1 |
| Cooked or smoked chicken incl. frozen, excl. franks, hams and luncheon meats | | 2015-532 | 12/81 | 117.7 | 117.4 | 117.7 | -1.0 | .3 |
| All other cooked or smoked poultry incl. frankfurters, hams and luncheon meats | | 2015-535 | 12/00 | 96.9 | 96.5 | 97.6 | 1.0 | 1.1 |
| Other processed poultry & small game, not cooked or smoked incl. canned & frozen | | 2015-536 | 12/00 | 94.4 | 94.0 | 97.4 | 2.9 | 3.6 |
| Liquid, dried, and frozen eggs | | 2015-9 | 12/81 | 82.9 | 89.7 | 89.3 | 12.8 | -.4 |
| Secondary products and miscellaneous receipts | | 2015-SM | | | | | | |
| Miscellaneous receipts | | 2015-M | 12/81 | 112.6 | 113.5 | 113.4 | 4.4 | -.1 |
| Resales | | 2015-Z89 | 12/97 | 99.2 | 100.6 | 100.6 | 1.4 | 0 |
| Secondary products | | 2015-S | 12/81 | 54.8 | 53.4 | 50.7 | 12.7 | -5.1 |
| Dairy products | 202 | | 12/84 | 130.6 | 131.5 | 136.0 | 3.5 | 3.4 |
| Creamery butter | 2021 | | 06/84 | 85.1 | 86.1 | 90.7 | 9.0 | 5.3 |
| Primary products | | 2021-P | 06/84 | 80.8 | 81.9 | 86.6 | 12.8 | 5.7 |
| Creamery butter | | 2021-1 | 06/84 | 80.8 | 81.9 | 86.6 | 12.8 | 5.7 |
| Creamery butter, shipped in consumer packages (containers 3 lbs. or less) .. | | 2021-115 | 06/84 | 85.7 | 86.7 | 90.2 | 10.4 | 4.0 |
| Butter, shipped bulk (containers more than 3 lbs.) incl. anhydrous butterfat .. | | 2021-116 | 06/84 | 77.4 | 78.7 | 84.3 | 15.0 | 7.1 |
| Secondary products and miscellaneous receipts | | 2021-SM | | | | | | |
| Secondary products | | 2021-S | 06/84 | 84.5 | 85.0 | 88.5 | -3.4 | 4.1 |
| Natural and processed cheese | 2022 | | 06/81 | 118.0 | 120.2 | 131.8 | 11.8 | 9.7 |
| Primary products | | 2022-P | 06/81 | 118.8 | 121.1 | 133.4 | 12.3 | 10.2 |
| Natural cheese, except cottage cheese | | 2022-3 | 06/81 | 108.9 | 111.9 | 127.0 | 16.5 | 13.5 |
| American-type cheese | | 2022-302 | 06/81 | 98.0 | 102.1 | 119.9 | 20.5 | 17.4 |
| Cheddar cheese | | 2022-30201 | 06/81 | 100.0 | 103.9 | 120.5 | 18.6 | 16.0 |
| Other American-type cheese | | 2022-30211 | 06/81 | 90.9 | 95.6 | 118.0 | 28.1 | 23.4 |
| Italian-type cheese | | 2022-303 | 06/81 | 111.8 | 114.4 | 129.9 | 18.1 | 13.5 |
| Mozzarella cheese | | 2022-30301 | 06/81 | 109.2 | 112.2 | 130.7 | 21.9 | 16.5 |
| Other Italian-type cheese | | 2022-30311 | 06/81 | 120.3 | 121.3 | 126.0 | 5.7 | 3.9 |
| Swiss cheese | | 2022-305 | 06/81 | 155.1 | 155.7 | 160.5 | 3.7 | 3.1 |
| Cream and Neufchatel cheese | | 2022-307 | 06/81 | 152.1 | (³) | 152.1 | .4 | (³) |
| Other natural cheese, except cottage | | 2022-311 | 06/81 | 127.3 | 130.4 | 142.2 | 10.1 | 9.0 |
| Processed cheese and related products | | 2022-4 | 06/81 | 139.0 | 138.4 | 139.1 | .2 | .5 |
| Processed cheese | | 2022-411 | 06/81 | 136.3 | 136.3 | 136.3 | .2 | 0 |
| Cheese food | | 2022-413 | 06/81 | 145.0 | 144.7 | 144.7 | -.7 | 0 |
| Secondary products and miscellaneous receipts | | 2022-SM | | | | | | |
| Miscellaneous receipts | | 2022-M | 06/81 | (³) | (³) | (³) | (³) | (³) |
| Secondary products | | 2022-S | 06/81 | 100.0 | 98.5 | 100.4 | 3.3 | 1.9 |
| Other secondary products | | 2022-SS | 06/81 | 200.1 | 200.4 | 200.4 | 5.5 | 0 |
| Dry, condensed, and evaporated milk | | 2023-S | 06/81 | 61.2 | 53.2 | (³) | (³) | (³) |
| Fluid milk | | 2026-S | 06/81 | 80.7 | 80.7 | 83.4 | 4.9 | 3.3 |
| Dry, condensed, and evaporated milk products | 2023 | | 12/83 | 137.4 | 138.4 | 138.6 | .4 | .1 |
| Primary products | | 2023-P | 12/83 | 153.6 | 154.3 | 154.2 | -.5 | -.1 |
| Dry milk products and mixtures incl. ndm, and all feed grade dry milk | | 2023-5 | 12/83 | 129.6 | 126.3 | 127.2 | -3.7 | .7 |
| Canned milk products, consumer cans incl. evap. and condensed, excl. substitutes | | 2023-6 | 12/83 | 202.1 | 205.5 | 205.3 | 1.5 | -.1 |
| Concentrated milk products shipped in bulk (drums, tanks etc.) excl. substitutes | | 2023-7 | 12/83 | 116.8 | 115.6 | 116.2 | -4.8 | .5 |
| Ice cream mixes and related products incl. yogurt, ice milk, and milkshake mixes | | 2023-8 | 04/00 | 95.3 | (³) | 93.0 | -1.1 | (³) |
| Dairy product substitutes, incl. dry coffee whiteners, and infants' formula etc. . | | 2023-9 | 06/92 | 125.4 | 130.9 | 129.1 | 3.4 | -1.4 |
| Secondary products and miscellaneous receipts | | 2023-SM | | | | | | |
| Miscellaneous receipts | | 2023-M | 12/83 | 123.3 | 117.2 | 118.5 | -2.0 | 1.1 |
| Contract work and other miscellaneous receipts | | 2023-XY9 | 06/02 | 101.6 | 101.6 | 101.6 | 1.6 | 0 |
| Secondary products | | 2023-S | 12/83 | 87.9 | 90.2 | 91.1 | 4.1 | 1.0 |
| Ice cream and frozen desserts | 2024 | | 06/83 | 160.1 | 160.5 | 160.3 | 1.1 | -.1 |
| Primary products | | 2024-P | 06/83 | 163.1 | 163.0 | 163.1 | 1.0 | .1 |
| Ice cream and frozen desserts | | 2024-1 | 06/83 | 163.1 | 163.0 | 163.1 | 1.0 | .1 |
| Conventional ice cream or custard and reduced fat ice cream (ice milk) | | 2024-1A | 12/98 | 105.8 | 105.7 | 105.7 | .9 | 0 |

See footnotes at end of table.

Table 5. Producer price indexes for the net output of selected industries and their products, not seasonally adjusted
—Continued

| Industry and product ¹ | Industry code | Product code | Index base | Index | | | Percent change to July 2003 from: | |
|---|---------------|--------------|------------|------------------------|------------------------|------------------------|-----------------------------------|------------------|
| | | | | Mar. 2003 ² | June 2003 ² | July 2003 ² | July 2002 | June 2003 |
| Ice cream and frozen desserts—Continued | | | | | | | | |
| Bulk ice cream or custard with conventional fat content (3 gallons or more) | | 2024-114 | 06/83 | 166.1 | 165.8 | 165.6 | 0.7 | -0.1 |
| Consumer-size ice cream and custard (16 oz. to less than 3 gallons) | | 2024-115 | 06/83 | 169.1 | 169.0 | 169.1 | .8 | .1 |
| Superpremium and premium | | 2024-11502 | 06/92 | 130.8 | 130.9 | 130.9 | 1.3 | 0 |
| Regular and economy | | 2024-11503 | 06/92 | 151.0 | 150.7 | 150.8 | .2 | .1 |
| Novelty forms of ice cream & custard (conventional fat content) | | 2024-117 | 06/92 | 119.1 | 119.2 | 119.2 | 1.6 | 0 |
| Reduced fat/nonfat ice cream (ice milk); all forms (bulk, consumer, or novelty) | | 2024-119 | 12/98 | 105.7 | 105.9 | 105.9 | .8 | 0 |
| Frozen dairy and nondairy desserts other than ice cream or ice milk | | 2024-1B | 12/98 | 108.3 | 108.4 | 108.4 | 1.3 | 0 |
| Frozen yogurt; including nonfat | | 2024-121 | 06/92 | 128.7 | 128.7 | 128.7 | .9 | 0 |
| Other frozen desserts; e.g., tofu, mellorine, sherbets, sorbets, ices, & pops | | 2024-123 | 12/98 | 107.9 | 107.9 | 107.9 | 1.4 | 0 |
| Secondary products and miscellaneous receipts | | 2024-SM | | | | | | |
| Miscellaneous receipts | | 2024-M | 06/83 | 151.0 | 151.2 | 151.2 | 1.7 | 0 |
| Secondary products | | 2024-S | 06/83 | 133.8 | 139.5 | 137.1 | 1.6 | -1.7 |
| Fluid milk | | | | | | | | |
| Fluid milk | 2026 | | 12/82 | 143.0 | 142.8 | 143.4 | -1.5 | .4 |
| Primary products | | 2026-P | 12/82 | 138.7 | 138.9 | 139.5 | -1.1 | .4 |
| Bulk fluid milk and cream | | 2026-1 | 12/91 | 92.3 | 91.2 | 91.7 | -4.4 | .5 |
| Packaged fluid milk and related products | | 2026-2 | 12/82 | 146.5 | 146.9 | 147.5 | -.9 | .4 |
| Fluid whole milk, packaged (including U.H.T.) | | 2026-212 | 12/82 | 140.4 | 140.7 | 141.2 | -.5 | .4 |
| Lowfat milk, 0.5-2.0% butterfat, packaged (including U.H.T.) | | 2026-223 | 12/82 | 156.0 | 156.7 | 157.1 | -.9 | .3 |
| Skim milk, packaged (including U.H.T.) | | 2026-225 | 12/82 | 162.0 | 161.8 | 162.6 | -2.6 | .5 |
| Creams, half-and-half, and dairy-based whipped toppings | | 2026-299 | 06/98 | 108.7 | 108.9 | 109.9 | -.5 | .9 |
| Cottage cheese (including farmers' cheese, pot cheese, and bakers' cheese) . | | 2026-3 | 12/82 | 182.9 | 183.6 | 183.7 | -.3 | .1 |
| Yogurt, except frozen | | 2026-5 | 12/82 | 127.1 | 127.1 | 127.1 | .1 | 0 |
| Perishable dairy product substitutes | | 2026-7 | 12/91 | 113.5 | 114.4 | 114.4 | 1.2 | 0 |
| Other milk products, n.e.c. | | 2026-8 | 12/91 | 123.9 | 124.6 | 125.6 | -.4 | .8 |
| Secondary products and miscellaneous receipts | | 2026-SM | | | | | | |
| Miscellaneous receipts | | 2026-M | 12/82 | 163.4 | 164.1 | 163.8 | -.8 | -.2 |
| Resales | | 2026-Z89 | 12/82 | 163.4 | 164.1 | 163.8 | -.8 | -.2 |
| Secondary products | | 2026-S | 12/82 | 125.4 | 124.1 | 124.5 | -3.6 | .3 |
| Canned and preserved fruits and vegetables | | | | | | | | |
| Canned and preserved fruits and vegetables | 203 | | 12/84 | 136.1 | 136.4 | 136.8 | 1.4 | .3 |
| Canned specialties | | | | | | | | |
| Canned specialties | 2032 | | 12/82 | 175.5 | 175.6 | 176.9 | 1.1 | .7 |
| Primary products | | 2032-P | 12/82 | 181.7 | 181.9 | 183.8 | 1.4 | 1.0 |
| Canned baby foods, except cereal and biscuits | | 2032-1 | 12/82 | 230.1 | 230.1 | 230.1 | 1.2 | 0 |
| Canned soups, except frozen or seafood | | 2032-2 | 12/82 | 226.1 | 226.1 | 231.8 | 2.5 | 2.5 |
| Canned dry beans including baked | | 2032-3 | 12/82 | 123.5 | 123.5 | 123.5 | 0 | 0 |
| Canned specialty foods | | 2032-4 | 12/82 | 129.0 | 129.9 | 129.0 | .1 | -.7 |
| Secondary products and miscellaneous receipts | | 2032-SM | | | | | | |
| Secondary products | | 2032-S | 12/82 | 148.1 | 148.1 | 148.1 | .1 | 0 |
| Canned fruits, vegetables, preserves, jams and jellies | | | | | | | | |
| Canned fruits, vegetables, preserves, jams and jellies | 2033 | | 06/81 | 144.3 | 144.5 | 144.7 | 1.5 | .1 |
| Primary products | | 2033-P | 06/81 | 143.7 | 143.9 | 144.1 | 1.5 | .1 |
| Canned fruit juices, nectars and concentrates | | 2033-A | 06/95 | 111.7 | 111.6 | 111.6 | .3 | 0 |
| Fresh fruit juices and nectars, single strength | | 2033-B | 06/95 | 110.1 | 111.6 | 110.6 | 1.5 | -.9 |
| Canned fruits, except baby foods | | 2033-1 | 06/81 | 148.7 | 148.2 | 148.5 | 3.0 | .2 |
| Canned vegetables, except hominy and mushrooms | | 2033-2 | 06/81 | 134.5 | 134.2 | 134.6 | -1.2 | .3 |
| Canned vegetable juices | | 2033-5 | 06/81 | 140.4 | 140.4 | 140.4 | -1.5 | 0 |
| Catsup, and other canned tomato sauces, pastes, etc. | | 2033-6 | 06/81 | 140.7 | 141.5 | 141.8 | 3.5 | .2 |
| Canned jams, jellies, and preserves | | 2033-8 | 06/81 | 149.8 | 150.8 | 150.9 | 2.4 | .1 |
| Secondary products and miscellaneous receipts | | 2033-SM | | | | | | |
| Miscellaneous receipts | | 2033-M | 06/81 | 108.1 | (³) | (³) | (³) | (³) |
| Secondary products | | 2033-S | 06/81 | 162.0 | 162.2 | 162.1 | 1.4 | -.1 |
| Dried & dehydrated fruits, vegetables, & soup mixes | | | | | | | | |
| Dried & dehydrated fruits, vegetables, & soup mixes | 2034 | | 12/82 | 147.5 | 147.4 | 145.7 | -2.9 | -1.2 |
| Primary products | | 2034-P | 12/82 | 147.0 | 145.9 | 145.1 | -2.6 | -.5 |
| Dried fruits and vegetables | | 2034-A | 12/82 | 149.8 | 148.3 | 147.2 | -3.5 | -.7 |
| Dried fruits | | 2034-11 | 12/82 | 117.0 | 117.0 | 117.0 | 1.2 | 0 |
| Dried vegetables | | 2034-21 | 12/82 | 176.2 | 172.4 | 169.7 | -8.6 | -1.6 |
| Dehydrated potatoes, except potato flour | | 2034-213 | 12/82 | 221.7 | 214.0 | 209.2 | -11.6 | -2.2 |
| Dried Onions | | 2034-214 | 12/82 | 106.8 | 105.6 | (³) | (³) | (³) |
| Other dried vegetables & vegetable flours, including potato flour | | 2034-219 | 12/82 | 122.4 | 121.6 | 119.8 | -4.7 | -1.5 |
| Dried soup mixes | | 2034-B | 12/82 | 136.1 | 136.1 | 136.1 | .7 | 0 |
| Secondary products and miscellaneous receipts | | 2034-SM | | | | | | |
| Miscellaneous receipts | | 2034-M | 09/86 | (³) | (³) | 144.9 | -11.5 | (³) |
| Secondary products | | 2034-S | 12/82 | 151.0 | 150.5 | 151.2 | .5 | .5 |
| Pickled fruits and vegetables, vegetable sauces and seasonings, and salad dressings | | | | | | | | |
| Pickled fruits and vegetables, vegetable sauces and seasonings, and salad dressings | 2035 | | 06/81 | 167.4 | 169.5 | 169.6 | 2.6 | .1 |
| Primary products | | 2035-P | 06/81 | 178.0 | 180.5 | 180.2 | 2.9 | -.2 |
| Pickles and other pickled products | | 2035-2 | 06/81 | 190.8 | 190.6 | 190.6 | .4 | 0 |
| Prepared meat sauces (except tomato-based) | | 2035-3 | 06/81 | 158.6 | 159.8 | 159.6 | .4 | -.1 |
| Mayonnaise, salad dressings and sandwich spreads | | 2035-4 | 06/81 | 176.4 | 180.4 | 180.0 | 5.1 | -2 |

See footnotes at end of table.

Table 5. Producer price indexes for the net output of selected industries and their products, not seasonally adjusted
—Continued

| Industry and product ¹ | Industry code | Product code | Index base | Index | | | Percent change to July 2003 from: | |
|---|---------------|--------------|------------|------------------------|------------------------|------------------------|-----------------------------------|------------------|
| | | | | Mar. 2003 ² | June 2003 ² | July 2003 ² | July 2002 | June 2003 |
| Pickled fruits and vegetables, vegetable sauces and seasonings, and salad dressings—Continued | | | | | | | | |
| Spoon type dressing | | 2035-419 | 12/00 | 105.9 | 108.6 | 108.8 | 6.5 | 0.2 |
| Pourable salad dressings (regular or low calorie) | | 2035-435 | 06/81 | 165.5 | 168.3 | 166.1 | 1.6 | -1.3 |
| Secondary products and miscellaneous receipts | | 2035-SM | | | | | | |
| Miscellaneous receipts | | 2035-M | 06/94 | 97.1 | (³) | 111.4 | 0 | (³) |
| Secondary products | | 2035-S | 06/81 | 141.1 | 142.2 | 142.2 | 1.6 | 0 |
| Frozen fruits and vegetables | 2037 | | 06/81 | 147.5 | 147.2 | 148.3 | 3.0 | .7 |
| Primary production | | 2037-P | 06/81 | 136.0 | 135.8 | 136.7 | 3.3 | .7 |
| Frozen fruits & concentrated juices, ades, drinks, and nonalcoholic cocktails .. | | 2037-1 | 06/81 | 121.9 | 120.4 | 120.6 | 5.0 | .2 |
| Frozen fruits, melons, and berries | | 2037-1A | 12/90 | 127.3 | 126.5 | 125.4 | 4.1 | -.9 |
| Frozen concentrated fruit and berry juices | | 2037-1B | 12/90 | 100.1 | 98.4 | 99.0 | 5.2 | .6 |
| Frozen concentrated orange juice | | 2037-179 | 06/81 | 103.1 | 101.1 | 101.8 | 5.9 | .7 |
| Other frozen concentrated fruit and berry juices | | 2037-195 | 06/81 | 152.3 | 151.7 | 151.8 | .7 | .1 |
| Frozen concentrated fruit ades and nonalcoholic drinks and cocktails | | 2037-1C | 12/90 | 142.1 | 143.5 | 144.0 | 8.5 | .3 |
| Citrus pulp and other nonedible citrus byproducts | | 2037-197 | 12/98 | 109.7 | 114.5 | 114.5 | 8.3 | 0 |
| Frozen vegetable and potato products including combinations | | 2037-2 | 06/81 | 146.8 | 147.3 | 148.6 | 2.7 | .9 |
| Frozen vegetables, except for potato products and vegetable combinations | | 2037-214 | 06/97 | 106.9 | 107.3 | 108.8 | 1.1 | 1.4 |
| Frozen vegetable combinations including those mixed with sauces, rice, & pasta | | 2037-245 | 12/90 | 106.2 | 104.4 | 107.0 | 1.6 | 2.5 |
| Frozen french fried potatoes | | 2037-248 | 06/81 | 154.5 | 155.4 | 155.8 | 3.8 | .3 |
| Other frozen potato products, including hashbrowns, patties, puffs, etc. | | 2037-249 | 06/81 | 140.4 | 141.4 | 142.2 | 3.8 | .6 |
| Secondary products and miscellaneous receipts | | 2037-SM | | | | | | |
| Miscellaneous receipts | | 2037-M | 06/97 | 107.0 | 108.2 | 104.8 | .8 | -3.1 |
| Secondary products | | 2037-S | 06/81 | 127.2 | 124.2 | 129.1 | -1.4 | 3.9 |
| Frozen specialties, n.e.c. | 2038 | | 12/82 | 138.6 | 139.0 | 139.0 | .2 | 0 |
| Primary products | | 2038-P | 12/82 | 141.3 | 141.6 | 141.5 | .1 | -.1 |
| Frozen dinners, entrees and side dishes | | 2038-2 | 12/82 | 137.6 | 138.0 | 138.0 | 0 | 0 |
| Frozen dinners | | 2038-223 | 12/82 | 147.8 | 148.1 | 148.1 | .2 | 0 |
| Frozen entrees and side dishes (excluding rice dishes and nationality foods) | | 2038-226 | 12/82 | 133.0 | 133.0 | 133.0 | 0 | 0 |
| Frozen pizza | | 2038-252 | 12/82 | 111.3 | 111.5 | 111.3 | -1.8 | -.2 |
| All other frozen dinner foods incl. meat pies, nationality foods and rice dishes | | 2038-299 | 12/98 | 107.5 | 108.3 | 108.3 | 1.5 | 0 |
| Other frozen specialties | | 2038-4 | 06/91 | 117.3 | 117.3 | 117.3 | .4 | 0 |
| Frozen waffles, pancakes, and french toast | | 2038-463 | 06/91 | 112.1 | 112.1 | 112.1 | 6.7 | 0 |
| Other frozen specialties, except seafood, including soups, and whipped topping | | 2038-469 | 06/91 | 119.3 | 119.3 | 119.3 | -1.3 | 0 |
| Secondary products and miscellaneous receipts | | 2038-SM | | | | | | |
| Secondary products | | 2038-S | 12/82 | 138.1 | 140.2 | 140.2 | 1.5 | 0 |
| Grain mill products | 204 | | 12/84 | 128.8 | 129.4 | 129.1 | 4.8 | -.2 |
| Flour and other grain mill products | 2041 | | 06/83 | 114.0 | 114.1 | 113.4 | 6.2 | -.6 |
| Primary products | | 2041-P | 06/83 | 113.9 | 114.1 | 113.4 | 6.0 | -.6 |
| Wheat flour, except flour mixes | | 2041-1 | 06/83 | 120.2 | 121.6 | 120.2 | 6.7 | -1.2 |
| White flour | | 2041-15 | 06/98 | 113.9 | 115.5 | 113.8 | 6.7 | -1.5 |
| Bakers' and institutional flour | | 2041-152 | 06/92 | 100.6 | 102.8 | 100.7 | 5.2 | -2.0 |
| White bread-type flour | | 2041-1521 | 06/92 | 102.0 | 103.7 | 102.0 | 5.8 | -1.6 |
| Bakers' and institutional white bread-type flour shipped in bulk | | 2041-15218 | 06/83 | 112.3 | 115.5 | 113.8 | 8.1 | -1.5 |
| Bakers' and institutional white bread-type flour shipped in containers .. | | 2041-15219 | 06/83 | 110.2 | 106.1 | 103.7 | -4.2 | -2.3 |
| Bakers' and institutional soft wheat flour | | 2041-1522 | 06/92 | 94.5 | 98.6 | 94.9 | 2.7 | -3.8 |
| Family white flour including self-rising family flour | | 2041-153 | 06/92 | 118.8 | 118.4 | 118.3 | 9.8 | -.1 |
| All other white flour including white flour for export or further processing .. | | 2041-154 | 06/98 | 116.3 | 117.1 | 113.8 | 9.6 | -2.8 |
| All other wheat flour, incl. whole wheat, durum, semolina, bulgur, and farina | | 2041-16 | 06/92 | 127.3 | 126.9 | 128.7 | 8.0 | 1.4 |
| Wheat mill products other than flour incl mill feed, germ, bran, etc. | | 2041-2 | 06/83 | 62.6 | 57.8 | 55.2 | -1.4 | -4.5 |
| Corn mill products | | 2041-3 | 06/83 | 99.5 | 97.5 | 103.6 | 3.0 | 6.3 |
| Flour mixes and refrigerated and frozen doughs and batters | | 2041-5 | 06/83 | 155.4 | 148.4 | 147.2 | 5.4 | -.8 |
| Other grain mill products incl. rye flour and other mill feed | | 2041-6 | 06/83 | 118.7 | 140.8 | 140.6 | 19.6 | -.1 |
| Secondary products and miscellaneous receipts | | 2041-SM | | | | | | |
| Miscellaneous receipts | | 2041-M | 06/92 | 113.1 | 109.3 | 109.9 | 12.9 | .5 |
| Resales | | 2041-Z89 | 06/92 | 113.6 | (³) | (³) | (³) | (³) |
| Secondary products | | 2041-S | 06/83 | 119.4 | 119.5 | 118.7 | -.5 | -.7 |
| Cereal breakfast foods | 2043 | | 12/83 | 166.8 | 167.8 | 167.5 | 2.6 | -.2 |
| Primary products | | 2043-P | 12/83 | 178.1 | 179.2 | 178.8 | 2.2 | -.2 |
| Ready to serve cereal breakfast foods | | 2043-1 | 12/83 | 176.7 | 178.0 | 177.6 | 2.5 | -.2 |
| Corn flakes and other corn breakfast foods | | 2043-111 | 12/83 | 173.3 | 173.5 | 173.4 | 1.9 | -.1 |
| Wheat flakes and other wheat breakfast foods | | 2043-112 | 12/83 | 173.1 | 175.3 | 174.3 | 4.7 | -.6 |
| Oat breakfast foods | | 2043-115 | 12/83 | 196.2 | 200.1 | 199.1 | 2.1 | -.5 |
| Rice and other grains and mixed grain breakfast foods and preparations | | 2043-118 | 12/00 | 103.9 | 104.1 | 104.1 | 2.2 | 0 |
| Other cereal breakfast foods, incl infant, instant hot, & cooked before serving | | 2043-4 | 12/00 | 103.2 | 103.2 | 103.2 | -.6 | 0 |
| Secondary products and miscellaneous receipts | | 2043-SM | | | | | | |
| Miscellaneous receipts | | 2043-M | 12/00 | 107.1 | 108.8 | 108.7 | .7 | -.1 |

See footnotes at end of table.

Table 5. Producer price indexes for the net output of selected industries and their products, not seasonally adjusted
—Continued

| Industry and product ¹ | Industry code | Product code | Index base | Index | | | Percent change to July 2003 from: | |
|---|---------------|--------------|------------|------------------------|------------------------|------------------------|-----------------------------------|------------------|
| | | | | Mar. 2003 ² | June 2003 ² | July 2003 ² | July 2002 | June 2003 |
| Cereal breakfast foods—Continued | | | | | | | | |
| Secondary products | | 2043-S | 12/83 | 141.3 | 141.3 | 141.3 | 4.4 | 0.0 |
| Rice milling | 2044 | | 06/84 | 74.8 | 85.6 | 87.3 | 25.4 | 2.0 |
| Primary products | | 2044-P | 06/84 | 70.4 | 82.4 | 84.2 | 30.5 | 2.2 |
| Head rice packed in bags 100 lbs or more | | 2044-301 | 06/03 | (³) | 100.0 | 101.8 | (³) | 1.8 |
| Head rice packed in containers 3 lbs or less | | 2044-401 | 06/03 | (³) | 100.0 | 101.3 | (³) | 1.3 |
| Head rice packed in all other size containers | | 2044-501 | 06/03 | (³) | 100.0 | 101.5 | (³) | 1.5 |
| Milled rice (and byproducts) | | 2044-601 | 06/03 | (³) | 100.0 | 105.3 | (³) | 5.3 |
| Secondary products and miscellaneous receipts | | 2044-SM | | | | | | |
| Prepared flour mixes and doughs | 2045 | | 06/85 | 131.3 | 132.0 | 132.1 | 4.3 | .1 |
| Primary products | | 2045-P | 06/85 | 129.2 | 130.1 | 129.9 | 4.5 | -.2 |
| Flour mixes and refrigerated and frozen doughs and batters, made from purchased | | 2045-6 | 06/85 | 129.2 | 130.1 | 129.9 | 4.5 | -.2 |
| Flour mixes | | 2045-61 | 06/85 | 123.9 | 123.9 | 123.9 | 2.9 | 0 |
| Cake mixes, including gingerbread | | 2045-611 | 06/92 | 107.2 | 107.2 | 107.2 | 1.9 | 0 |
| All other flour based mixes, except cake mixes | | 2045-613 | 06/98 | 107.6 | 107.6 | 107.6 | 3.4 | 0 |
| Refrigerated doughs and batters incl bread, bread-type rolls, and biscuit dough | | 2045-64 | 06/85 | 142.7 | 143.9 | 143.2 | 6.5 | -.5 |
| Frozen doughs and batters | | 2045-66 | 06/92 | 121.7 | 123.6 | 123.6 | 5.8 | 0 |
| Frozen bread and bread-type-roll doughs, all sizes | | 2045-661 | 06/92 | 129.0 | 129.0 | (³) | (³) | (³) |
| All other frozen doughs and batters, incl. cookie, pizza, coffee cake, etc. . | | 2045-662 | 06/92 | 117.0 | 119.9 | 119.9 | 5.5 | 0 |
| Secondary products and miscellaneous receipts | | 2045-SM | | | | | | |
| Secondary products | | 2045-S | 06/85 | 139.1 | 139.1 | 139.1 | 1.3 | 0 |
| Wet corn milling | 2046 | | 06/85 | 122.2 | 120.4 | 120.1 | 7.6 | -.2 |
| Primary products | | 2046-P | 06/85 | 120.3 | 120.2 | 120.2 | 6.7 | 0 |
| Corn sweeteners (liquids and solids), incl. glucose, dextrose, and HFCS | | 2046-1 | 06/85 | 131.3 | 131.9 | (³) | (³) | (³) |
| Manufactured starch | | 2046-3 | 06/85 | 135.1 | 134.6 | 135.0 | 3.1 | .3 |
| Wet process corn byproducts | | 2046-7 | 06/85 | 94.7 | 93.3 | 92.3 | 4.4 | -1.1 |
| Secondary products and miscellaneous receipts | | 2046-SM | | | | | | |
| Secondary products | | 2046-S | 06/85 | (³) | 114.8 | 113.3 | (³) | -1.3 |
| Dog and cat food | 2047 | | 12/85 | 136.5 | 136.4 | 136.6 | .6 | .1 |
| Primary products | | 2047-P | 12/85 | 135.8 | 135.6 | 135.8 | .6 | .1 |
| Dog food | | 2047-3 | 12/85 | 143.0 | 143.0 | 143.0 | .6 | 0 |
| Canned dog food, including ration type | | 2047-324 | 12/98 | 102.0 | 102.1 | 102.0 | 1.5 | -.1 |
| Dry and semimoist dog food in packages of less than 25 pounds | | 2047-326 | 06/91 | 116.3 | 116.2 | 116.3 | .2 | .1 |
| Dry and semimoist dog food in packages of 25 pounds or more | | 2047-338 | 06/91 | 123.7 | 123.7 | 123.9 | .6 | .2 |
| Cat food | | 2047-4 | 12/85 | 123.1 | 122.7 | 123.1 | .4 | .3 |
| Canned cat food | | 2047-401 | 12/98 | 101.6 | 101.5 | 101.6 | -.2 | .1 |
| Dry and semimoist cat food | | 2047-402 | 12/98 | 101.5 | 101.0 | 101.5 | .9 | .5 |
| Secondary products and miscellaneous receipts | | 2047-SM | | | | | | |
| Miscellaneous receipts | | 2047-M | 06/91 | 142.2 | 142.2 | 142.2 | 0 | 0 |
| Secondary products | | 2047-S | 12/85 | 145.5 | 145.5 | 145.7 | 5.4 | .1 |
| Prepared animal feeds, n.e.c. | 2048 | | 12/80 | 100.8 | 101.1 | 100.6 | 5.2 | -.5 |
| Primary products | | 2048-P | 12/80 | 97.1 | 97.3 | 96.9 | 4.8 | -.4 |
| Specialty feeds | | 2048-A | 06/91 | 109.5 | 113.5 | 112.6 | 3.8 | -.8 |
| Chicken and turkey feed, supplements, concentrates, and premixes | | 2048-1 | 12/80 | 79.3 | 79.6 | 79.3 | 4.9 | -.4 |
| Broiler complete chicken feed | | 2048-116 | 12/80 | 81.8 | 81.8 | 81.1 | 2.4 | -.9 |
| Other complete chicken feed | | 2048-117 | 12/97 | 84.1 | 84.6 | 84.1 | 6.2 | -.6 |
| Other chicken and turkey feed supplements, concentrates, and premixes ... | | 2048-135 | 12/97 | 86.6 | 87.8 | 88.4 | 8.7 | .7 |
| Complete dairy cattle feeds | | 2048-2 | 12/80 | 98.2 | 96.2 | 94.3 | 4.7 | -2.0 |
| Dairy cattle feed supplements, concentrates, and premixes | | 2048-3 | 12/80 | 100.9 | 102.4 | 102.1 | 5.5 | -.3 |
| Complete swine feeds | | 2048-4 | 12/80 | 125.9 | 126.1 | 124.1 | 6.1 | -1.6 |
| Swine feed supplements, concentrates, and premixes | | 2048-5 | 12/80 | 104.4 | 108.2 | 110.7 | 7.8 | 2.3 |
| Complete beef cattle feeds | | 2048-6 | 12/80 | 146.9 | 141.7 | 141.8 | 4.0 | .1 |
| Beef cattle feed supplements, concentrates, and premixes | | 2048-7 | 12/80 | 115.1 | 116.4 | 115.3 | 4.3 | -.9 |
| Other poultry and livestock feeds, including duck, goose, horse, mule, etc. | | 2048-8 | 12/80 | 124.2 | 122.0 | 122.3 | .8 | .2 |
| Other prepared animal feeds incl. feeding materials and adjuncts | | 2048-9 | 12/80 | 101.4 | 99.9 | 100.0 | 4.9 | .1 |
| Secondary products and miscellaneous receipts | | 2048-SM | | | | | | |
| Miscellaneous receipts | | 2048-M | 12/80 | 134.1 | 135.3 | 134.0 | 11.9 | -1.0 |
| Resales | | 2048-Z89 | 12/80 | 119.8 | 120.9 | 119.8 | 12.9 | -.9 |
| Secondary products | | 2048-S | 12/80 | 145.8 | 147.4 | 147.2 | 3.8 | -.1 |
| Bakery products | 205 | | 12/84 | 177.7 | 177.7 | 178.2 | 2.5 | .3 |
| Bread and other bakery products, except cookies and crackers | 2051 | | 06/80 | 228.2 | 227.8 | 228.4 | 1.9 | .3 |
| Primary products | | 2051-P | 06/80 | 227.8 | 227.5 | 228.2 | 2.8 | .3 |
| Bread | | 2051-1 | 06/80 | 240.2 | 238.8 | 239.4 | 2.7 | .3 |
| White pan bread, including frozen | | 2051-123 | 06/80 | 244.3 | 242.6 | 243.0 | 1.9 | .2 |
| White hearth bread, including french and italian | | 2051-132 | 06/80 | 261.6 | 261.6 | 262.5 | 4.8 | .3 |
| Wholewheat, cracked wheat, multigrain and other dark wheat breads | | 2051-136 | 06/80 | 229.7 | 228.9 | 229.1 | 3.1 | .1 |
| Other variety breads, including rye, raisin, pumpernickel, etc. | | 2051-143 | 06/80 | 225.9 | 223.4 | 224.4 | 2.1 | .4 |
| Bread type rolls, stuffing, and crumbs | | 2051-2 | 06/80 | 213.0 | 212.1 | 213.2 | 2.4 | .5 |

See footnotes at end of table.

Table 5. Producer price indexes for the net output of selected industries and their products, not seasonally adjusted
—Continued

| Industry and product ¹ | Industry code | Product code | Index base | Index | | | Percent change to July 2003 from: | |
|---|---------------|--------------|------------|------------------------|------------------------|------------------------|-----------------------------------|------------------|
| | | | | Mar. 2003 ² | June 2003 ² | July 2003 ² | July 2002 | June 2003 |
| Bread and other bakery products, except cookies and crackers—Continued | | | | | | | | |
| Hamburger and weiner rolls | | 2051-233 | 06/80 | 215.3 | 213.0 | 215.2 | 3.5 | 1.0 |
| All other bread rolls & stuffing, incl bagels, croissants, Eng. muffins | | 2051-238 | 06/99 | 107.8 | 108.0 | 108.1 | 1.4 | .1 |
| Sweet yeast goods except frozen, incl yeast raised doughnuts, danishes, etc. | | 2051-3 | 06/80 | 217.5 | 221.9 | 222.7 | 8.3 | .4 |
| Soft cakes, except frozen, including fruit, pound, layer, etc. | | 2051-4 | 06/80 | 229.4 | 229.8 | 230.2 | 2.0 | .2 |
| Pies, except frozen, including fruit, cream, and custard | | 2051-5 | 06/80 | 229.8 | 232.1 | 232.4 | 2.8 | .1 |
| Pastries, except frozen, including cream puffs, eclairs, muffins, etc. | | 2051-6 | 06/80 | 188.0 | 188.0 | 188.2 | .3 | .1 |
| Doughnuts except frozen, cake type | | 2051-7 | 06/80 | 207.4 | 209.2 | 210.3 | 2.2 | .5 |
| Secondary products and miscellaneous receipts | | 2051-SM | | | | | | |
| Miscellaneous receipts | | 2051-M | 06/80 | 231.6 | 231.1 | 231.1 | -3.7 | 0 |
| Resales | | 2051-Z89 | 06/94 | 126.9 | 126.6 | 126.6 | -3.7 | 0 |
| Secondary products | | 2051-S | 06/80 | 177.6 | 177.6 | 177.6 | 1.7 | 0 |
| Cookies and crackers | 2052 | | 06/83 | 180.7 | 181.0 | 181.6 | 3.8 | .3 |
| Primary products | | 2052-P | 06/83 | 183.8 | 184.2 | 184.1 | 3.8 | -.1 |
| Crackers, pretzels, biscuits, and related products | | 2052-1 | 06/83 | 204.2 | 204.4 | 204.1 | 3.0 | -.1 |
| Saltines | | 2052-125 | 06/83 | 204.3 | 204.1 | 204.1 | 3.6 | 0 |
| All other cracker and related products | | 2052-199 | 12/98 | 106.8 | 106.9 | 106.7 | 2.9 | -.2 |
| Cookies, wafers, and ice cream cones and cups, except frozen | | 2052-2 | 06/83 | 168.6 | 169.2 | 169.2 | 4.4 | 0 |
| Sandwich cookies | | 2052-213 | 06/83 | 180.2 | 184.0 | 183.9 | 7.2 | -.1 |
| Chocolate chip cookies | | 2052-217 | 12/98 | 104.1 | 104.1 | 104.1 | 3.5 | 0 |
| All other cookie, wafer, ice cream cone/cups, toaster pastries, related products | | 2052-299 | 06/83 | 164.1 | 164.2 | 164.2 | 3.9 | 0 |
| Secondary products and miscellaneous receipts | | 2052-SM | | | | | | |
| Miscellaneous receipts | | 2052-M | 06/83 | 151.3 | 151.3 | (³) | (³) | (³) |
| Resales | | 2052-Z89 | 06/83 | 151.3 | 151.3 | (³) | (³) | (³) |
| Secondary products | | 2052-S | 06/83 | 162.2 | 162.2 | 162.2 | 5.5 | 0 |
| Frozen bakery products, except bread | 2053 | | 06/91 | 123.6 | 124.6 | 124.5 | 3.1 | -.1 |
| Primary products | | 2053-P | 12/82 | 175.9 | 177.3 | 177.1 | 3.3 | -.1 |
| Frozen bakery products | | 2053-1 | | | | | | |
| Frozen pies (fruit, custard and cream type) | | 2053-111 | 12/82 | 190.3 | 189.5 | 189.0 | 1.1 | -.3 |
| Sweet yeast goods including yeast raised doughnuts, sweet rolls, coffeeecake, etc. | | 2053-113 | 12/82 | 143.6 | 146.0 | 145.8 | 2.8 | -.1 |
| Soft cakes including pound, layer, sheet, fruit, cheese, etc. | | 2053-114 | 12/82 | 157.8 | 162.6 | 162.6 | 1.6 | 0 |
| All other bakery products including cookies and pastries; excluding bread and rolls | | 2053-119 | 12/82 | 183.8 | 183.8 | 183.8 | 6.8 | 0 |
| Secondary products and miscellaneous receipts | | 2053-SM | | | | | | |
| Secondary products | | 2053-S | 06/91 | 107.4 | 109.1 | 109.1 | 1.4 | 0 |
| Sugar and confectionery products | 206 | | 12/84 | 139.7 | 139.4 | 139.7 | 3.8 | .2 |
| Raw cane sugar mills | 2061 | | 06/82 | 113.5 | 111.2 | 110.3 | 3.4 | -.8 |
| Primary products | | 2061-P | 06/82 | 113.5 | 111.2 | 110.3 | 3.4 | -.8 |
| Raw cane sugar | | 2061-1 | 06/82 | 115.0 | 112.7 | 111.6 | 4.3 | -1.0 |
| Other sugar cane mill products and byproducts | | 2061-2 | 07/89 | 91.4 | 89.7 | 89.7 | -8.0 | 0 |
| Molasses and syrup, including cane blackstrap (except refiners' blackstrap) | | 2061-265 | 08/89 | 84.7 | 82.5 | 82.5 | -10.9 | 0 |
| Cane sugar refining | 2062 | | 06/82 | 122.6 | 123.3 | 123.7 | 2.0 | .3 |
| Primary products | | 2062-P | 06/82 | 122.8 | 123.5 | 123.8 | 2.1 | .2 |
| Refined cane sugar and byproducts | | 2062-1 | 06/82 | 122.8 | 123.5 | 123.8 | 2.1 | .2 |
| Secondary products and miscellaneous receipts | | 2062-SM | | | | | | |
| Secondary products | | 2062-S | 12/02 | 97.0 | 97.0 | 100.5 | (³) | 3.6 |
| Beet sugar processing | 2063 | | 06/82 | 115.2 | 116.4 | 115.5 | 7.4 | -.8 |
| Primary products | | 2063-P | 06/82 | 117.2 | 118.4 | 117.5 | 7.4 | -.8 |
| Refined beet sugar and byproducts | | 2063-1 | 06/82 | 119.1 | 120.4 | 119.5 | 7.4 | -.7 |
| Secondary products and miscellaneous receipts | | 2063-SM | | | | | | |
| Candy and other confectionery products, and chewing gum | 2064 | | 06/83 | 160.4 | 160.5 | 160.7 | 4.1 | .1 |
| Primary products | | 2064-P | 06/83 | 162.5 | 162.6 | 162.8 | 4.0 | .1 |
| Chocolate and chocolate type confectionery products made from purchased chocolate | | 2064-2 | 06/83 | 156.9 | 157.0 | 157.4 | 4.5 | .3 |
| Solid chocolate confectionery products | | 2064-2A | 06/91 | 114.6 | 114.6 | 114.7 | 2.3 | .1 |
| Solid chocolate confectionery products without inclusions | | 2064-211 | 06/91 | 115.6 | 115.6 | 115.9 | 4.2 | .3 |
| Solid chocolate confectionery products with inclusions | | 2064-231 | 06/91 | 114.3 | 114.2 | 114.3 | .2 | .1 |
| Enrobed or molded chocolate confectionery products | | 2064-251 | 06/91 | 126.4 | 126.5 | 127.0 | 7.4 | .4 |
| Panned chocolate confectionery products | | 2064-271 | 06/91 | 100.1 | 100.5 | 100.5 | 1.3 | 0 |
| Chocolate assortments and other chocolate and chocolate type confectionery products | | 2064-291 | 06/91 | 166.4 | 166.4 | 166.4 | .1 | 0 |
| Nonchocolate type confectionery products | | 2064-3 | 06/83 | 159.6 | 159.9 | 159.9 | 4.8 | 0 |
| Hard candy | | 2064-311 | 06/91 | 128.1 | 126.1 | 126.3 | 2.8 | .2 |
| Chewy nonchocolate candy, including granola bars | | 2064-321 | 06/91 | 131.2 | 131.2 | 130.9 | 6.6 | -.2 |
| Soft nonchocolate candies | | 2064-331 | 06/91 | 121.8 | 124.4 | 124.4 | 5.5 | 0 |
| Other nonchocolate type confectioneries, includ. licorice, panned & iced candies | | 2064-391 | 12/97 | 111.3 | 112.6 | 112.5 | 5.2 | -.1 |

See footnotes at end of table.

Table 5. Producer price indexes for the net output of selected industries and their products, not seasonally adjusted
—Continued

| Industry and product ¹ | Industry code | Product code | Index base | Index | | | Percent change to July 2003 from: | |
|---|---------------|--------------|------------|------------------------|------------------------|------------------------|-----------------------------------|------------------|
| | | | | Mar. 2003 ² | June 2003 ² | July 2003 ² | July 2002 | June 2003 |
| Candy and other confectionery products, and chewing gum—Continued | | | | | | | | |
| Chewing gum and chewing gum base | | 2064-8 | 12/84 | 138.7 | 138.6 | 138.6 | -0.6 | 0.0 |
| Other confectionery type products, including cough drops and candied fruit | | 2064-9 | 06/91 | 139.6 | 139.6 | 139.6 | 4.3 | 0 |
| Secondary products and miscellaneous receipts | | 2064-SM | | | | | | |
| Miscellaneous receipts | | 2064-M | 06/91 | 140.9 | 141.2 | 141.2 | 5.6 | 0 |
| Secondary products | | 2064-S | 06/91 | 98.1 | (³) | 98.5 | (³) | (³) |
| Chocolate and cocoa products | 2066 | | 06/83 | 158.5 | 154.9 | 154.9 | 3.5 | 0 |
| Primary products | | 2066-P | 06/83 | 159.2 | 155.0 | 155.0 | 2.9 | 0 |
| Chocolate coatings | | 2066-1 | 06/83 | 124.0 | 116.0 | 115.9 | 2.8 | -1 |
| Milk chocolate coatings | | 2066-122 | 06/83 | 111.6 | 101.5 | 100.7 | -6 | -8 |
| Other coatings including sweet, liquor, and cocoa | | 2066-172 | 06/98 | 121.1 | 114.5 | 114.7 | 4.3 | 2 |
| Chocolate confectionery products made from cocoa beans ground in the same establishment | | 2066-2 | 06/83 | 173.4 | 173.2 | 173.2 | 5.0 | 0 |
| Solid chocolate confectionery products, with or without inclusions | | 2066-2A | 06/91 | 119.6 | 119.1 | 119.1 | 8.1 | 0 |
| Enrobed or molded chocolate confectionery products with any type of center | | 2066-2B | 05/95 | 116.9 | 116.9 | 116.9 | 8.3 | 0 |
| Panned, assortments, and other chocolate confectionery products | | 2066-295 | 06/98 | 115.3 | 115.1 | 115.1 | -2.6 | 0 |
| Other chocolate and cocoa products including syrups and cocoa butter | | 2066-9 | 06/83 | 180.8 | 171.1 | 171.4 | -1.0 | 2 |
| Secondary products and miscellaneous receipts | | 2066-SM | | | | | | |
| Secondary products | | 2066-S | 06/83 | 128.7 | 131.8 | 132.4 | 8.3 | 5 |
| Salted and roasted nuts and seeds | 2068 | | 06/91 | 118.5 | 118.6 | 120.6 | 1.9 | 1.7 |
| Primary products | | 2068-P | 06/91 | 120.9 | 120.7 | 121.8 | 1.1 | .9 |
| Processed nuts (single or multiple varieties); sold in bulk | | 2068-11 | 06/91 | 111.7 | 111.8 | 113.9 | 4.2 | 1.9 |
| Processed nuts (single or multiple varieties); sold in consumer size cans/jars .. | | 2068-13 | 06/91 | 100.0 | 99.2 | 99.2 | -3.4 | 0 |
| Processed nuts packaged other than in cans/jars/bulk; and all snack seeds | | 2068-15 | 06/91 | 128.4 | 128.5 | 128.5 | -2 | 0 |
| Secondary products and miscellaneous receipts | | 2068-SM | | | | | | |
| Miscellaneous receipts | | 2068-M | 06/91 | 100.7 | 100.7 | 100.7 | 0 | 0 |
| Secondary products | | 2068-S | 06/91 | 94.6 | 96.9 | 108.3 | 14.0 | 11.8 |
| Fats and oils | 207 | | 12/84 | 99.2 | 106.0 | 106.2 | 16.4 | 2 |
| Cottonseed oil mill products | 2074 | | 06/85 | 123.8 | 128.7 | 116.1 | 23.1 | -9.8 |
| Primary products | | 2074-P | 06/85 | 128.0 | 133.7 | 119.1 | 25.9 | -10.9 |
| Cottonseed oil: once refined, not deodorized or used in end products | | 2074-2 | 06/85 | 102.2 | 118.9 | 91.7 | 73.3 | -22.9 |
| Cotton linters | | 2074-3 | 06/85 | 81.4 | 82.0 | 95.4 | 6.0 | 16.3 |
| Cottonseed cake, meal, and other byproducts | | 2074-4 | 06/85 | 220.0 | 216.2 | 202.4 | 1.5 | -6.4 |
| Cottonseed cake and meal | | 2074-414 | 06/85 | 182.6 | 176.9 | 168.0 | -6.6 | -5.0 |
| Cottonseed oil: once refined, purchased, deodorized; and all other byproducts | | 2074-493 | 12/98 | 117.2 | 121.3 | 107.8 | 47.5 | -11.1 |
| Secondary products and miscellaneous receipts | | 2074-SM | | | | | | |
| Secondary products | | 2074-S | 12/91 | 122.9 | 121.9 | 121.9 | 6.4 | 0 |
| Soybean oil mill products | 2075 | | 12/79 | 79.3 | 88.3 | 88.8 | 18.4 | .6 |
| Primary products | | 2075-P | 12/79 | 80.2 | 89.9 | 89.9 | 17.7 | 0 |
| Soybean oil | | 2075-1 | 12/79 | 77.4 | 98.5 | 97.6 | 62.9 | -9 |
| Crude soybean oil | | 2075-111 | 12/79 | 75.8 | 96.6 | 95.6 | 62.9 | -1.0 |
| Soybean oil, crude, degummed | | 2075-11113 | 05/88 | (³) | (³) | (³) | (³) | (³) |
| Soybean oil, crude, not degummed | | 2075-11115 | 12/79 | 79.0 | 86.6 | 86.7 | 30.0 | .1 |
| Soybean meal, and other byproducts | | 2075-2 | 12/79 | 83.4 | 88.3 | 88.7 | 3.5 | .5 |
| Soybean byproducts, meal | | 2075-211 | 12/79 | 81.4 | 89.0 | 89.7 | 4.9 | .8 |
| Soybean byproducts, other, including soy flour, grits and isolates | | 2075-298 | 06/91 | 118.3 | (³) | (³) | (³) | (³) |
| Secondary products | | 2075-S | 12/79 | 101.8 | 107.4 | 113.4 | 27.4 | 5.6 |
| Vegetable oil mills, n.e.c. | 2076 | | 12/85 | 119.5 | 121.5 | 123.1 | 19.9 | 1.3 |
| Primary products | | 2076-P | 12/85 | 123.0 | 123.5 | 125.5 | 15.9 | 1.6 |
| Vegetable oils, n.e.c., incl. sunflower, peanut, coconut etc., not deodorized | | 2076-2 | 12/85 | 138.1 | 133.4 | 138.2 | 17.8 | 3.6 |
| All other oil mill products n.e.c., incl. cakes and meals and deodorized oils | | 2076-3 | 12/85 | 141.0 | 153.2 | 150.6 | 15.5 | -1.7 |
| Secondary products and miscellaneous receipts | | 2076-SM | | | | | | |
| Secondary products | | 2076-S | 12/98 | 140.9 | 160.7 | 158.8 | 68.8 | -1.2 |
| Animal and marine fats and oils | 2077 | | 12/82 | 116.2 | 109.5 | 116.5 | 11.9 | 6.4 |
| Primary products | | 2077-P | 12/82 | 113.8 | 106.6 | 114.4 | 11.9 | 7.3 |
| Animal and marine grease and inedible tallow | | 2077-1 | 12/82 | 125.3 | 121.6 | 120.3 | 20.9 | -1.1 |
| Feed and fertilizer byproducts | | 2077-2 | 12/82 | 95.6 | 87.8 | 98.7 | 9.2 | 12.4 |
| Meat and bone meal | | 2077-211 | 12/82 | 84.7 | 74.0 | 86.5 | 5.2 | 16.9 |
| All other byproducts incl. blood meal, feather meal, and dry rendered tankage | | 2077-298 | 12/82 | 114.5 | 109.9 | 119.6 | 13.2 | 8.8 |
| Animal and marine oil mill products | | 2077-3 | 12/82 | 189.5 | 178.2 | 184.3 | 2.9 | 3.4 |
| Secondary products and miscellaneous receipts | | 2077-SM | | | | | | |
| Miscellaneous receipts | | 2077-M | 12/82 | 96.7 | 102.1 | 93.4 | 13.6 | -8.5 |
| Secondary products | | 2077-S | 12/82 | 157.4 | 143.5 | (³) | (³) | (³) |
| Shortening, cooking oils, and margarine | 2079 | | 12/81 | 150.2 | 157.1 | 155.2 | 13.5 | -1.2 |
| Primary products | | 2079-P | 12/81 | 157.9 | 165.0 | 164.6 | 12.7 | -2 |
| Shortening and cooking oils | | 2079-1 | 12/81 | 143.0 | 151.9 | 150.7 | 15.0 | -8 |

See footnotes at end of table.

Table 5. Producer price indexes for the net output of selected industries and their products, not seasonally adjusted
—Continued

| Industry and product ¹ | Industry code | Product code | Index base | Index | | | Percent change to July 2003 from: | |
|---|---------------|--------------|------------|------------------------|------------------------|------------------------|-----------------------------------|------------------|
| | | | | Mar. 2003 ² | June 2003 ² | July 2003 ² | July 2002 | June 2003 |
| Shortening, cooking oils, and margarine—Continued | | | | | | | | |
| Baking or frying fats | | 2079-11 | 12/89 | 132.6 | 137.8 | 136.6 | 11.5 | -0.9 |
| Baking or frying fats (shortening), 100% vegetable oil | | 2079-113 | 12/81 | 151.7 | 155.1 | 154.0 | 9.5 | -7 |
| Salad or cooking oils | | 2079-15 | 12/89 | 109.9 | 119.5 | 118.5 | 17.8 | -8 |
| Salad or cooking oils, other soybean oil | | 2079-152 | 02/90 | 128.0 | 129.1 | (³) | (³) | (³) |
| Salad or cooking oils, vegetable oil blends | | 2079-154 | 02/90 | 90.4 | 90.4 | (³) | (³) | (³) |
| All other salad or cooking oils | | 2079-159 | 12/81 | 126.4 | (³) | (³) | (³) | (³) |
| Vegetable oil winter stearin | | 2079-171 | 12/89 | 90.3 | 92.0 | 92.0 | 14.0 | 0 |
| All other fully refined oils | | 2079-198 | 12/81 | 99.3 | 99.3 | 99.3 | 6.1 | 0 |
| Margarine | | 2079-2 | 12/81 | 195.2 | 197.4 | 199.1 | 8.3 | .9 |
| Secondary products and miscellaneous receipts | | 2079-SM | | | | | | |
| Miscellaneous receipts | | 2079-M | 12/81 | 116.3 | (³) | (³) | (³) | (³) |
| Resales | | 2079-Z89 | 12/81 | 116.3 | (³) | (³) | (³) | (³) |
| Secondary products | | 2079-S | 12/81 | 123.1 | 131.4 | 119.5 | 23.8 | -9.1 |
| Beverages | 208 | | 12/84 | 142.3 | 142.6 | 142.4 | 1.4 | -1 |
| Malt beverages | 2082 | | 06/82 | 146.0 | 146.3 | 146.1 | 2.5 | -1 |
| Primary products | | 2082-P | 06/82 | 146.0 | 146.3 | 146.1 | 2.5 | -1 |
| Bottled beer and ale case goods | | 2082-2 | 06/82 | 131.0 | 131.3 | 131.3 | 1.7 | 0 |
| Beer and ale in barrels and kegs | | 2082-3 | 06/82 | 172.8 | 173.3 | 172.8 | 3.8 | -3 |
| All other malt beverages and brewing products | | 2082-4 | 06/82 | 168.1 | 170.3 | 169.0 | 7.6 | -8 |
| Secondary products and miscellaneous receipts | | 2082-SM | | | | | | |
| Malt | 2083 | | 06/85 | 113.2 | 113.2 | 113.2 | 2.4 | 0 |
| Primary products | | 2083-P | 06/85 | 113.7 | 113.7 | 113.7 | 2.4 | 0 |
| Malt and malt by-products | | 2083-1 | 06/85 | 113.7 | 113.7 | 113.7 | 2.4 | 0 |
| Wines, brandy, and brandy spirits | 2084 | | 12/83 | 141.3 | 140.2 | 139.6 | -1.6 | -4 |
| Primary products | | 2084-P | 12/83 | 144.3 | 143.1 | 142.4 | -1.7 | -5 |
| Wines, brandy, and brandy spirits | | 2084-8 | 12/98 | 103.0 | 102.2 | 101.7 | -1.6 | -5 |
| Wines | | 2084-A | 12/91 | 121.4 | 120.2 | 119.6 | -1.9 | -5 |
| Grape wine with 14 percent or less alcohol content | | 2084-81 | 12/83 | 140.4 | 138.5 | 138.8 | -2.5 | .2 |
| White grape wine with 14 percent or less alcohol content | | 2084-812 | 12/83 | 134.2 | 131.7 | 132.1 | -2.4 | .3 |
| Red grape wine with 14 percent or less alcohol content | | 2084-814 | 12/83 | 179.5 | 177.8 | 178.2 | -2.6 | .2 |
| Rose grape wine with 14 percent or less alcohol content | | 2084-816 | 12/83 | 87.8 | 87.9 | 87.9 | -3.0 | 0 |
| Dessert wines | | 2084-825 | 12/83 | 130.5 | 131.0 | 130.6 | -2 | -3 |
| Effervescent wines | | 2084-831 | 12/83 | 134.5 | 133.6 | 134.2 | 0 | .4 |
| Non-grape fruit/berry wines, fortified wines (non-dessert), and specialty wines | | 2084-841 | 12/98 | 117.2 | 117.1 | 111.0 | -6 | -5.2 |
| Secondary products and miscellaneous receipts | | 2084-SM | | | | | | |
| Miscellaneous receipts | | 2084-M | 12/91 | 128.6 | 128.6 | 133.4 | 4.4 | 3.7 |
| Secondary products | | 2084-S | 12/83 | 149.6 | (³) | 149.6 | .1 | (³) |
| Distilled and blended liquors | 2085 | | 06/83 | 165.7 | 166.1 | 166.2 | 1.0 | .1 |
| Primary products | | 2085-P | 06/83 | 161.2 | 161.7 | 161.8 | 1.1 | .1 |
| Bottled liquor, except brandy | | 2085-8 | 06/83 | 176.0 | 176.5 | 176.7 | 1.2 | .1 |
| Whiskey, including bottled in bond | | 2085-801 | 06/90 | 132.1 | 133.4 | 133.7 | 1.1 | .2 |
| Gin | | 2085-822 | 06/83 | 163.5 | 163.5 | 163.5 | .4 | 0 |
| Cordials, liqueurs | | 2085-825 | 06/83 | 198.8 | 198.8 | 198.8 | 5.0 | 0 |
| Vodka | | 2085-831 | 06/83 | 165.4 | 165.4 | 165.4 | .4 | 0 |
| Other bottled liquors, except brandy | | 2085-899 | 06/90 | 197.5 | 194.9 | 194.9 | -1.6 | 0 |
| Secondary products and miscellaneous receipts | | 2085-SM | | | | | | |
| Miscellaneous receipts | | 2085-M | 08/83 | 150.1 | 150.1 | 150.1 | .6 | 0 |
| Resales | | 2085-Z89 | 08/83 | 151.0 | 151.0 | 151.0 | .6 | 0 |
| Secondary products | | 2085-S | 12/97 | 100.4 | (³) | 100.4 | 0 | (³) |
| Bottled and canned soft drinks and carbonated waters | 2086 | | 06/81 | 160.6 | 161.3 | 161.0 | 1.3 | -2 |
| Primary products | | 2086-P | 06/81 | 161.4 | 162.2 | 161.8 | 1.4 | -2 |
| Bottled carbonated soft drinks | | 2086-B | 12/96 | 120.7 | 121.5 | 121.3 | 3.1 | -2 |
| Bottled carbonated soft drinks in plastic bottles | | 2086-309 | 12/96 | 118.7 | 119.5 | 119.3 | 3.2 | -2 |
| Bottle carbonated soft drinks, except those sold in plastic bottles | | 2086-339 | 12/00 | 113.8 | 114.7 | 114.7 | 3.4 | 0 |
| Canned carbonated soft drinks | | 2086-C | 12/96 | 107.9 | 109.3 | 108.7 | -1 | -5 |
| Soft drink flavoring syrup sold in bulk | | 2086-D | 06/89 | 171.9 | 172.8 | 172.6 | 3.0 | -1 |
| Noncarbonated soft drinks incl fruit drinks, cocktails, ades, and bottled water | | 2086-E | 12/96 | 111.5 | 109.8 | 109.9 | .6 | .1 |
| Bottled water | | 2086-608 | 12/00 | 99.0 | 97.8 | 98.3 | -2.2 | .5 |
| All other noncarbonated soft drinks | | 2086-619 | 12/00 | 104.3 | 102.7 | 102.8 | 1.1 | .1 |
| Secondary products and miscellaneous receipts | | 2086-SM | | | | | | |
| Miscellaneous receipts | | 2086-M | 06/81 | 150.4 | 150.3 | 150.4 | .1 | .1 |
| Resales | | 2086-Z89 | 06/81 | 154.8 | 153.7 | 155.8 | 2.1 | 1.4 |
| Secondary products | | 2086-S | 06/81 | 196.8 | (³) | (³) | (³) | (³) |
| Flavoring extracts and flavoring syrups, n.e.c. | 2087 | | 12/85 | 143.6 | 143.9 | 144.7 | 1.3 | .6 |
| Primary products | | 2087-P | 12/85 | 148.7 | 149.1 | 149.9 | 1.3 | .5 |
| Flavoring extracts, emulsions, and other liquid flavors | | 2087-1 | 12/85 | 135.0 | 135.2 | 140.8 | 5.6 | 4.1 |
| Natural or true flavoring extracts, emulsions and other liquid flavors | | 2087-112 | 12/00 | 126.2 | 126.1 | 133.1 | 7.3 | 5.6 |
| Imitation flavoring extracts, emulsions and other liquid flavors | | 2087-153 | 12/85 | 99.8 | 100.5 | 100.4 | .6 | -1 |

See footnotes at end of table.

Table 5. Producer price indexes for the net output of selected industries and their products, not seasonally adjusted

—Continued

| Industry and product ¹ | Industry code | Product code | Index base | Index | | | Percent change to July 2003 from: | |
|--|---------------|--------------|------------|------------------------|------------------------|------------------------|-----------------------------------|------------------|
| | | | | Mar. 2003 ² | June 2003 ² | July 2003 ² | July 2002 | June 2003 |
| Flavoring extracts and flavoring syrups, n.e.c.—Continued | | | | | | | | |
| Liquid beverage bases not for use by soft drink bottlers incl. cocktail mixes | | 2087-2 | 12/85 | 148.3 | 147.7 | 151.8 | 3.6 | 2.8 |
| Liquid beverage bases for use by soft drink bottlers | | 2087-3 | 12/85 | 173.9 | 174.8 | 174.8 | 1.0 | 0 |
| Other flavoring agents (except chocolate syrup) | | 2087-4 | 12/85 | 123.6 | 123.5 | 123.6 | .2 | .1 |
| Secondary and miscellaneous receipts | | 2087-SM | | | | | | |
| Miscellaneous receipts | | 2087-M | 12/85 | 103.1 | 103.1 | 103.1 | .3 | 0 |
| Secondary products | | 2087-S | 12/85 | 100.1 | 100.1 | 100.1 | 1.3 | 0 |
| Miscellaneous food preparations and kindred products | 209 | | 12/84 | 142.1 | 142.1 | 141.6 | 1.7 | -.4 |
| Canned and cured fish and seafoods | 2091 | | 12/84 | 109.8 | 109.8 | 109.9 | -.6 | .1 |
| Primary products | | 2091-P | 12/84 | 111.8 | 111.8 | 111.9 | -1.1 | .1 |
| Canned and cured fish and seafoods, incl soup (except frozen) | | 2091-1 | 12/84 | 111.8 | 111.8 | 111.9 | -1.1 | .1 |
| Canned fish and seafood (except frozen), including salmon, sardines and tuna | | 2091-118 | 06/97 | 82.8 | 82.8 | 82.8 | -1.1 | 0 |
| Canned seafood soups, stews, and chowders | | 2091-131 | 02/85 | 96.3 | 96.3 | 96.5 | -2.9 | .2 |
| Cured fish and seafoods | | 2091-161 | 06/97 | 129.8 | 129.8 | 129.8 | -.2 | 0 |
| Secondary products and miscellaneous receipts | | 2091-SM | | | | | | |
| Miscellaneous receipts | | 2091-M | 06/97 | 102.6 | 102.6 | 102.6 | 0 | 0 |
| Secondary products | | 2091-S | 12/84 | 127.8 | 127.8 | 128.3 | 4.1 | .4 |
| Prepared fresh or frozen fish and seafoods | 2092 | | 12/82 | 163.0 | 163.2 | 161.3 | 3.5 | -1.2 |
| Primary products | | 2092-P | 12/82 | 166.6 | 167.5 | 165.4 | 4.0 | -1.3 |
| Prepared fresh fish and other fresh seafood | | 2092-2 | 12/82 | 203.3 | 204.5 | 198.2 | 6.1 | -3.1 |
| Frozen packaged fish, excluding shellfish | | 2092-3 | 12/82 | 154.8 | 157.9 | 155.5 | 2.4 | -1.5 |
| Groundfish (cod, cusk, haddock, hake, perch, pollock, whiting) | | 2092-31 | 06/89 | 146.9 | 152.4 | 151.1 | 3.9 | -.9 |
| Groundfish, fillets and steaks | | 2092-311 | 12/82 | 194.4 | 201.7 | 200.4 | 1.0 | -.6 |
| Groundfish, sticks, portions, and other cuts | | 2092-315 | 12/82 | 187.6 | 194.7 | 192.7 | 4.8 | -1.0 |
| Other frozen fish (salmon, flounder, halibut, etc.) | | 2092-32 | 06/89 | 90.2 | 91.1 | 89.4 | 1.5 | -1.9 |
| Frozen packaged shellfish | | 2092-5 | 12/96 | 133.3 | 133.4 | 133.2 | 3.9 | -.1 |
| Frozen shrimp | | 2092-521 | 12/96 | 94.2 | 93.3 | 93.4 | -1.0 | .1 |
| Other frozen shellfish, incl. crabs, lobster tails, oysters, and clams | | 2092-536 | 12/96 | 182.2 | 184.0 | 183.3 | 8.5 | -.4 |
| Other frozen seafoods, incl. surimi, soups, chowders, crabcakes, etc. | | 2092-6 | 12/96 | 99.8 | 96.7 | 96.5 | 5.3 | -.2 |
| Secondary products and miscellaneous receipts | | 2092-SM | | | | | | |
| Miscellaneous receipts | | 2092-M | 12/82 | 129.8 | 124.5 | (³) | (³) | (³) |
| Secondary products | | 2092-S | 12/82 | 98.4 | 98.4 | 98.4 | -.1 | 0 |
| Coffee | 2095 | | 06/81 | 139.6 | 139.7 | 139.9 | 4.6 | .1 |
| Primary products | | 2095-P | 06/81 | 131.3 | 131.4 | 131.2 | 5.1 | -.2 |
| Whole bean and ground roasted coffee | | 2095-1 | 06/81 | 129.7 | 129.9 | 129.7 | 6.0 | -.2 |
| Whole bean, roasted coffee | | 2095-111 | 06/81 | 163.4 | 163.3 | 163.3 | 1.6 | 0 |
| Ground roasted coffee (incl extended yield and mixtures w/grain, chicory etc.) | | 2095-116 | 06/81 | 126.0 | 126.2 | 126.0 | 7.0 | -.2 |
| Concentrated (instant) coffee | | 2095-2 | 06/81 | 137.4 | 137.4 | 137.4 | .1 | 0 |
| Secondary products and miscellaneous receipts | | 2095-SM | | | | | | |
| Miscellaneous receipts | | 2095-M | 12/00 | 100.6 | 101.0 | 101.0 | .4 | 0 |
| Secondary products | | 2095-S | 06/81 | 261.0 | 259.9 | 268.5 | .4 | 3.3 |
| Potato chips, corn chips, and similar snacks | 2096 | | 06/91 | 125.0 | 125.3 | 123.8 | 0 | -1.2 |
| Primary products | | 2096-P | 12/85 | 143.3 | 143.8 | 141.9 | -.1 | -1.3 |
| Potato chips and sticks, plain and flavored | | 2096-1 | 12/85 | 144.3 | 144.5 | 144.8 | .6 | .2 |
| Corn chips, tortillas, curls, and related products | | 2096-2 | 12/85 | 133.8 | 134.6 | 130.5 | -.8 | -3.0 |
| Corn and tortilla chips | | 2096-213 | 06/91 | 128.3 | 129.2 | 124.3 | -1.2 | -3.8 |
| Corn curls, puffs, and related products | | 2096-299 | 06/91 | 103.3 | 103.3 | 103.3 | .6 | 0 |
| Other chips, sticks, etc., incl. uncandied popped popcorn and pork rinds | | 2096-3 | 12/85 | 170.5 | 170.7 | 170.7 | 1.0 | 0 |
| Secondary products and miscellaneous receipts | | 2096-SM | | | | | | |
| Miscellaneous receipts | | 2096-M | 06/91 | 135.9 | 135.1 | 137.8 | (³) | 2.0 |
| Secondary products | | 2096-S | 06/91 | 109.6 | 109.6 | 109.6 | -.5 | 0 |
| Manufactured ice | 2097 | | 12/85 | 149.6 | 149.6 | 149.6 | .5 | 0 |
| Primary products | | 2097-P | 12/85 | 141.6 | 141.6 | 141.6 | .6 | 0 |
| Can or block ice | | 2097-1 | 12/85 | (³) | (³) | (³) | (³) | (³) |
| Cubed, crushed, or other processed ice | | 2097-2 | 12/85 | 127.1 | 127.1 | 127.1 | .7 | 0 |
| Macaroni, spaghetti, vermicelli, and noodles | 2098 | | 06/85 | 126.2 | 126.4 | 126.4 | 3.8 | 0 |
| Primary products | | 2098-P | 06/85 | 126.7 | 127.0 | 127.0 | 4.2 | 0 |
| Macaroni, spaghetti, vermicelli, and noodles | | 2098-3 | 06/85 | 126.7 | 127.0 | 127.0 | 4.2 | 0 |
| Secondary products and miscellaneous receipts | | 2098-SM | | | | | | |
| Miscellaneous receipts | | 2098-M | 12/93 | 103.3 | (³) | 103.3 | -3.4 | (³) |
| Secondary products | | 2098-S | 06/85 | 108.0 | 108.0 | 108.0 | 0 | 0 |
| Food preparations, n.e.c. | 2099 | | 12/85 | 137.5 | 137.3 | 137.5 | .7 | .1 |
| Primary products | | 2099-P | 12/85 | 138.4 | 138.3 | 138.5 | .5 | .1 |
| Dry mixes and dry mixed preparations, except macaroni and noodles | | 2099-B | 06/91 | 116.1 | 116.4 | 116.4 | .4 | 0 |
| Dry dip, salad dressing and seasoning mixes | | 2099-B02 | 12/01 | 100.7 | 101.5 | 101.3 | 1.2 | -.2 |
| Other dry mixes incl. gravy, sauce & frostings, excl. macaroni & noodles | | 2099-B04 | 12/01 | 104.2 | 104.2 | 104.2 | -.1 | 0 |
| Perishable prepared foods sold in bulk or packages, not frozen or canned | | 2099-C | 12/85 | 146.4 | 147.0 | 147.7 | 1.7 | .5 |

See footnotes at end of table.

Table 5. Producer price indexes for the net output of selected industries and their products, not seasonally adjusted
—Continued

| Industry and product ¹ | Industry code | Product code | Index base | Index | | | Percent change to July 2003 from: | |
|--|---------------|--------------|------------|------------------------|------------------------|------------------------|-----------------------------------|------------------|
| | | | | Mar. 2003 ² | June 2003 ² | July 2003 ² | July 2002 | June 2003 |
| Food preparations, n.e.c.—Continued | | | | | | | | |
| Salads sold in bulk or packages, not frozen or canned | | 2099-C21 | 12/01 | 100.8 | 105.3 | 104.6 | 3.2 | -0.7 |
| Sandwiches made from bread, sold in bulk or packages, not frozen or canned | | 2099-C31 | 12/01 | 97.5 | 98.2 | 98.0 | -5.7 | -2 |
| Vegetables and potatoes, peeled or cut for the trade | | 2099-C35 | 12/01 | 104.5 | 99.8 | 105.4 | 5.8 | 5.6 |
| Tortillas | | 2099-C43 | 06/91 | 119.9 | 120.4 | 120.3 | 3.4 | -1 |
| Tamales and other Mexican food specialties | | 2099-C45 | 12/01 | 101.6 | 99.9 | 101.0 | .5 | 1.1 |
| Other perishable prepared foods, incl tofu, pizza, & meat pies | | 2099-C59 | 12/01 | 100.0 | 100.0 | (³) | (³) | (³) |
| Tea in consumer packages | | 2099-D | 12/85 | 116.2 | 114.1 | 114.1 | -7.5 | 0 |
| Spices | | 2099-E | 12/85 | 172.6 | 172.1 | 171.5 | -5 | -3 |
| Peanut butter | | 2099-F | 12/85 | 141.9 | 141.9 | 141.9 | -2.6 | 0 |
| Other food preparations, NEC | | 2099-G | 12/85 | 148.0 | 148.6 | 148.6 | 6.1 | 0 |
| Macaroni and noodle products, PWOI, not canned or frozen | | 2099-H | 06/98 | 106.6 | 106.7 | 107.1 | .7 | .4 |
| Sweetening syrups and molasses | | 2099-3 | 12/85 | 128.0 | (³) | 138.4 | 8.6 | (³) |
| Baking powder and yeast | | 2099-4 | 06/98 | 103.2 | 100.9 | 97.0 | -3.0 | -3.9 |
| Cider and vinegar | | 2099-6 | 12/85 | 110.8 | 113.4 | 113.4 | 5.1 | 0 |
| Secondary products and miscellaneous receipts | | 2099-SM | | | | | | |
| Miscellaneous receipts | | 2099-M | 06/98 | 107.7 | 105.6 | 106.4 | 3.2 | .8 |
| Secondary products | | 2099-S | 12/85 | 130.9 | 131.0 | 131.0 | .8 | 0 |
| Tobacco manufactures | 21 | | 12/84 | 380.9 | 376.1 | 376.3 | -7.9 | .1 |
| Cigarettes | 211 | | 12/82 | 415.6 | 409.7 | 409.8 | -9.1 | 0 |
| Cigarettes | 2111 | | 12/82 | 415.6 | 409.7 | 409.8 | -9.1 | 0 |
| Primary products | | 2111-P | 12/82 | 425.8 | 419.8 | 419.9 | -9.1 | 0 |
| Filter tip | | 2111-1 | 12/82 | 414.6 | 408.5 | 408.6 | 0 | 0 |
| 81 to 95 mm long | | 2111-116 | 12/82 | 400.4 | 394.1 | 394.3 | -10.6 | .1 |
| Greater than 95 mm | | 2111-118 | 12/82 | 402.5 | 395.3 | 395.3 | -10.7 | 0 |
| Cigars | 212 | | 12/82 | 302.4 | 302.5 | 305.3 | 5.9 | .9 |
| Cigars | 2121 | | 12/82 | 302.4 | 302.5 | 305.3 | 5.9 | .9 |
| Primary products | | 2121-P | 12/82 | 288.8 | 288.9 | 291.9 | 4.5 | 1.0 |
| Cigars | | 2121-4 | 12/82 | 288.8 | 288.9 | 291.9 | 4.5 | 1.0 |
| Secondary products and miscellaneous receipts | | 2121-SM | | | | | | |
| Chewing and smoking tobacco and snuff | 213 | | 12/82 | 374.3 | 374.1 | 374.3 | 4.3 | .1 |
| Chewing and smoking tobacco and snuff | 2131 | | 12/82 | 374.3 | 374.0 | 374.3 | 4.3 | .1 |
| Primary products | | 2131-P | 12/82 | 381.1 | 380.8 | 381.1 | 4.8 | .1 |
| Chewing and smoking tobacco and snuff | | 2131-1 | 12/82 | 381.1 | 380.8 | 381.1 | 4.8 | .1 |
| Loose leaf chewing tobacco | | 2131-013 | 12/82 | 324.7 | 323.6 | 324.7 | 6.0 | .3 |
| Snuff, dry and moist | | 2131-015 | 12/82 | 479.3 | 479.3 | 479.3 | 4.8 | 0 |
| All other chewing and smoking tobacco and snuff | | 2131-019 | 06/99 | 125.5 | 125.5 | 125.5 | 3.6 | 0 |
| Secondary products and miscellaneous receipts | | 2131-SM | | | | | | |
| Tobacco stemming and redrying | 214 | | 06/84 | 117.0 | 117.6 | 117.5 | 2.2 | -1 |
| Tobacco stemming and redrying | 2141 | | 06/84 | 117.0 | 117.6 | 117.5 | 2.2 | -1 |
| Primary products | | 2141-P | 06/84 | 112.4 | 112.9 | 112.9 | 2.3 | 0 |
| Tobacco, stemmed | | 2141-2 | 06/84 | 106.2 | 106.9 | 106.8 | 1.9 | -1 |
| Textile mill products | 22 | | 12/84 | 115.1 | 115.5 | 115.4 | -3 | -1 |
| Cotton broadwoven fabric | 221 | | 12/80 | 107.0 | 109.0 | 107.6 | -6 | -1.3 |
| Cotton broadwoven fabric | 2211 | | 12/80 | 107.0 | 109.0 | 107.6 | -6 | -1.3 |
| Primary products | | 2211-P | 12/80 | 107.9 | 110.0 | 108.5 | -7 | -1.4 |
| Gray cotton broadwoven fabric | | 2211-A | 12/80 | 100.5 | 102.2 | 102.7 | .3 | .5 |
| Plain weave, except pile | | 2211-A1 | 06/87 | 102.3 | 102.8 | 102.9 | .7 | .1 |
| Twill weave, except pile | | 2211-A2 | 06/87 | 87.8 | 90.4 | 91.2 | -4 | .9 |
| Finished cotton broadwoven fabric | | 2211-B | 12/80 | 100.5 | 106.4 | 100.9 | .4 | -5.2 |
| Secondary products and miscellaneous receipts | | 2211-SM | | | | | | |
| Secondary products | | 2211-S | 12/80 | 104.9 | 105.1 | 105.1 | .2 | 0 |
| Synthetic fiber and silk broadwoven fabric | 222 | | 06/81 | 106.1 | 106.2 | 106.0 | -4 | -2 |
| Manmade fiber and silk broadwoven fabric | 2221 | | 06/81 | 106.1 | 106.2 | 106.0 | -4 | -2 |
| Primary products | | 2221-P | 06/81 | 104.6 | 104.6 | 104.5 | -4 | -1 |
| Grey fabrics | | 2221-1 | 06/81 | 102.6 | 102.8 | 102.5 | .3 | -3 |
| 85% or more filament yarn fabrics | | 2221-11 | 06/81 | 119.1 | 119.2 | 118.7 | .4 | -4 |
| Chiefly other filaments | | 2221-112 | 06/81 | 114.6 | 114.7 | 114.2 | .4 | -4 |
| 85% or more spun yarn fabrics (exc. wool blends, silk fabrics, and pile) | | 2221-139 | 06/81 | 87.4 | 87.9 | 88.1 | .2 | .2 |
| Plain weaves | | 2221-1391 | 06/87 | 80.6 | 80.6 | 80.6 | -4 | 0 |
| Printcloth | | 2221-13911 | 06/87 | 87.0 | 87.0 | (³) | (³) | (³) |
| Other plainweaves | | 2221-13912 | 12/94 | 81.2 | (³) | 81.2 | 0 | (³) |

See footnotes at end of table.

Table 5. Producer price indexes for the net output of selected industries and their products, not seasonally adjusted
—Continued

| Industry and product ¹ | Industry code | Product code | Index base | Index | | | Percent change to July 2003 from: | |
|--|---------------|--------------|------------|------------------------|------------------------|------------------------|-----------------------------------|------------------|
| | | | | Mar. 2003 ² | June 2003 ² | July 2003 ² | July 2002 | June 2003 |
| Manmade fiber and silk broadwoven fabric—Continued | | | | | | | | |
| Twill weaves | | 2221-1392 | 06/87 | 93.4 | 96.5 | 98.2 | 3.6 | 1.8 |
| Spun/filament yarn combinations, each less than 85% (exc. wool blends, silk fabrics, and pile) | | 2221-16 | 04/85 | 97.0 | 97.0 | 96.5 | -.4 | -.5 |
| Other combination fabrics | | 2221-163 | 12/94 | 84.4 | 84.6 | 84.6 | .2 | 0 |
| Finished fabric (finished in weaving mills) | | 2221-2 | 06/81 | 127.7 | 127.1 | 127.3 | -3.0 | .2 |
| Fabricated man-made fiber and silk textile products (made in weaving mills) .. | | 2221-3 | 06/81 | 108.7 | 108.5 | 108.7 | .2 | .2 |
| Secondary products and miscellaneous receipts | | 2221-SM | | | | | | |
| Secondary products | | 2221-S | 06/81 | 117.2 | 119.0 | 118.5 | .1 | -.4 |
| Cotton broadwoven fabrics | | 2211-S | 06/87 | 110.2 | 112.1 | 112.4 | .1 | .3 |
| Wool weaving and finishing | 223 | | 06/85 | 115.9 | 122.5 | 120.4 | 4.2 | -1.7 |
| Wool weaving and finishing | 2231 | | 06/85 | 115.9 | 122.5 | 120.4 | 4.2 | -1.7 |
| Primary products | | 2231-P | 06/85 | 111.3 | 118.0 | 115.8 | 4.4 | -1.9 |
| Finished wool yarns, top, or raw stock, not combed or spun at the same establish | | 2231-1 | 12/91 | 84.9 | 84.9 | 84.9 | -14.7 | 0 |
| Wool broadwoven fabrics (gray goods) | | 2231-2 | 12/01 | 101.1 | (³) | (³) | (³) | (³) |
| Finished broadwoven wool fabrics and felts | | 2231-6 | 06/85 | 127.5 | 133.2 | 135.2 | 7.4 | 1.5 |
| Secondary products and miscellaneous receipts | | 2231-SM | | | | | | |
| Secondary products | | 2231-S | 06/85 | 128.7 | (³) | (³) | (³) | (³) |
| Narrow fabric mills | 224 | | 06/84 | 125.1 | 125.6 | 124.9 | -1.0 | -.6 |
| Narrow fabric mills | 2241 | | 06/84 | 125.1 | 125.6 | 124.9 | -1.0 | -.6 |
| Primary products | | 2241-P | 06/84 | 125.9 | 126.4 | 125.6 | -1.0 | -.6 |
| Woven narrow fabric | | 2241-1 | 06/84 | 124.3 | 125.4 | 124.4 | .1 | -.8 |
| Woven elastic narrow fabrics; incl underwear, corsets, and other apparel ... | | 2241-11 | 06/84 | 132.4 | 135.1 | 132.3 | -.2 | -2.1 |
| Woven nonelastic narrow fabrics | | 2241-12 | 06/84 | 120.1 | 120.8 | 120.3 | .2 | -.4 |
| Braided narrow fabrics (<= 12 in. wide); elastic (flat/rnd/tube), & nonelastic ... | | 2241-4 | 06/84 | 139.3 | 139.1 | 138.5 | -3.8 | -.4 |
| Covered rubber thread | | 2241-5 | 06/84 | 113.8 | 111.8 | (³) | (³) | (³) |
| Secondary products and miscellaneous receipts | | 2241-SM | | | | | | |
| Secondary products | | 2241-S | 06/84 | 115.9 | 116.7 | 116.7 | .4 | 0 |
| Knitting mills | 225 | | 12/84 | 112.2 | 110.5 | 110.2 | -1.7 | -.3 |
| Women's hosiery, except socks | 2251 | | 06/84 | 132.3 | 131.9 | 131.8 | 6.5 | -.1 |
| Primary products | | 2251-P | 06/84 | 132.8 | 132.4 | 132.3 | 6.9 | -.1 |
| Women's and misses' finished hosiery, full-length and knee-length | | 2251-2 | 12/02 | 97.0 | 97.5 | 98.8 | (³) | 1.3 |
| Women's and misses' finished pantyhose, including tights | | 2251-6 | 06/84 | 125.6 | 124.9 | 124.6 | .2 | -.2 |
| Women's hosiery shipped in the greige | | 2251-8 | 12/02 | 100.7 | 101.2 | 99.5 | (³) | -1.7 |
| Secondary products and miscellaneous receipts | | 2251-SM | | | | | | |
| Secondary products | | 2251-S | 06/84 | 122.7 | 122.7 | 122.7 | (³) | 0 |
| Hosiery, n.e.c. | 2252 | | 06/84 | 129.7 | 129.0 | 126.8 | 6.5 | -1.7 |
| Primary products | | 2252-P | 06/84 | 129.1 | 128.3 | 126.0 | 6.8 | -1.8 |
| Men's finished hosiery | | 2252-22 | 06/84 | 149.0 | 149.1 | 144.8 | 14.1 | -2.9 |
| Anklet | | 2252-222 | 06/84 | 163.1 | 163.3 | 156.7 | 20.2 | -4.0 |
| Non-cushion | | 2252-2222 | 06/84 | 176.3 | 176.5 | 168.1 | 24.6 | -4.8 |
| Natural fibers | | 2252-22221 | 06/84 | 155.6 | 155.6 | 155.6 | 24.8 | 0 |
| Manmade fibers | | 2252-22227 | 06/84 | 186.3 | 186.6 | 174.0 | 24.6 | -6.8 |
| Mid-calf/crew | | 2252-223 | 06/84 | 126.5 | 126.5 | 126.5 | 0 | 0 |
| Cushion | | 2252-2231 | 06/84 | 120.8 | 120.8 | 120.8 | 0 | 0 |
| Natural fibers | | 2252-22311 | 06/84 | 116.4 | 116.4 | 116.4 | 0 | 0 |
| Non-cushion | | 2252-2232 | 06/84 | 135.2 | 135.2 | 135.2 | .1 | 0 |
| Natural fibers | | 2252-22321 | 06/84 | 128.4 | 128.4 | 128.4 | .3 | 0 |
| Manmade fibers | | 2252-22327 | 06/84 | 141.0 | 141.0 | 141.0 | 0 | 0 |
| Knee-high | | 2252-224 | 06/84 | 131.2 | 131.2 | 131.4 | 3.2 | .2 |
| Other finished hosiery, knit on less than 300 needles, except women's stockings | | 2252-23 | 06/84 | 111.2 | 109.1 | 109.1 | -2.2 | 0 |
| Women's, girls' and boys' ankle | | 2252-232 | 06/84 | 99.7 | 99.7 | 99.7 | 0 | 0 |
| Non-cushion | | 2252-2322 | 06/84 | 102.5 | 102.5 | 102.5 | 0 | 0 |
| Natural fibers | | 2252-23221 | 06/84 | 132.4 | 132.3 | 132.3 | -.1 | 0 |
| Other women's, girls' and boys' finished hosiery, including leg warmers, waist-highs, etc. | | 2252-234 | 06/84 | 105.9 | 105.9 | 105.9 | .4 | 0 |
| Infants' and children's ankle | | 2252-235 | 06/84 | 103.7 | 103.7 | 103.7 | -1.2 | 0 |
| Natural fibers | | 2252-23511 | 06/84 | 103.9 | 103.9 | 103.9 | -1.1 | 0 |
| Unfinished hosiery, knit on less than 300 needles, except women's stockings . | | 2252-24 | 06/84 | 102.9 | 102.9 | 101.9 | -1.0 | -1.0 |
| Other unfinished hosiery, knit on less than 300 needles, except women's stockings | | 2252-246 | 06/84 | 104.7 | (³) | (³) | (³) | (³) |
| Secondary products and miscellaneous receipts | | 2252-SM | | | | | | |
| Secondary products | | 2252-S | 06/84 | 124.8 | 124.8 | 124.8 | -.2 | 0 |
| Knit outerwear | 2253 | | 12/84 | 107.7 | 102.8 | 102.8 | -9.5 | 0 |
| Primary products | | 2253-P | 12/84 | 104.0 | 98.4 | 98.3 | -12.2 | -.1 |
| Men's and boys' sweaters and sweater vests | | 2253-A | 12/84 | 129.0 | 129.0 | 129.0 | -2.8 | 0 |
| Women's, misses' and juniors' sweaters and sweater vests | | 2253-B | 12/84 | 85.4 | 87.0 | 87.0 | -9.6 | 0 |

See footnotes at end of table.

Table 5. Producer price indexes for the net output of selected industries and their products, not seasonally adjusted
—Continued

| Industry and product ¹ | Industry code | Product code | Index base | Index | | | Percent change to July 2003 from: | |
|--|---------------|--------------|------------|------------------------|------------------------|------------------------|-----------------------------------|------------------|
| | | | | Mar. 2003 ² | June 2003 ² | July 2003 ² | July 2002 | June 2003 |
| Knit outerwear—Continued | | | | | | | | |
| Men's and boys' knit shirts incl. sport shirts, sweatshirts, and t-shirts | | 2253-4 | 12/84 | 109.4 | 100.6 | 100.3 | -14.6 | -0.3 |
| Women's, misses' and juniors' knit shirts and blouses | | 2253-5 | 12/97 | 92.6 | 95.8 | 95.6 | -3.0 | -.2 |
| Girls', children's and infants' knit shirts and blouses | | 2253-7 | 12/97 | 88.8 | (³) | (³) | (³) | (³) |
| All other knit outerwear, n.e.c. | | 2253-8 | 12/84 | 98.6 | 96.7 | 97.2 | -8.2 | .5 |
| Secondary products and miscellaneous receipts | | 2253-SM | | | | | | |
| Secondary products | | 2253-S | 12/84 | 134.4 | 132.4 | 133.0 | 3.9 | .5 |
| Secondary products | | 2253-SS | 12/97 | 111.1 | 109.5 | 110.0 | 3.9 | .5 |
| Knit underwear and nightwear mills | 2254 | | 06/82 | 129.1 | 128.7 | 129.1 | -1.1 | .3 |
| Primary products | | 2254-P | 06/82 | 128.2 | 127.8 | 128.3 | -1.3 | .4 |
| Men's and boys' knit underwear | | 2254-A | 06/82 | 118.5 | 117.9 | 118.4 | -1.7 | .4 |
| Men's and boys' undershirts, except thermal | | 2254-1 | 06/82 | 106.5 | 105.0 | 106.3 | -4.7 | 1.2 |
| Undershirts, except athletic types | | 2254-122 | 06/82 | 105.7 | 104.2 | 105.5 | -4.7 | 1.2 |
| Men's and boys' shorts and briefs | | 2254-4 | 06/82 | 97.8 | 97.8 | 97.8 | 0 | 0 |
| Shorts and briefs, except thermal underwear and union suits | | 2254-411 | 12/87 | 97.2 | 97.2 | 97.2 | 0 | 0 |
| Women's and children's underwear and nightwear | | 2254-C | 06/82 | 139.5 | 139.5 | 139.8 | -.7 | .2 |
| Women's and children's underwear | | 2254-2 | 06/82 | 140.5 | 140.5 | 140.9 | -.8 | .3 |
| Women's underwear | | 2254-21 | 06/82 | 142.7 | 142.7 | 143.1 | -1.0 | .3 |
| Panties | | 2254-213 | 09/82 | 142.1 | 142.1 | 142.6 | -1.3 | .4 |
| Secondary products and miscellaneous receipts | | 2254-SM | | | | | | |
| Circular knit fabric mills | 2257 | | 06/81 | 91.9 | 92.5 | 93.2 | -1.6 | .8 |
| Primary products | | 2257-P | 06/81 | 91.6 | 92.3 | 93.0 | -1.6 | .8 |
| Gray circular knit fabrics | | 2257-1 | 06/81 | 109.7 | 109.7 | 109.7 | -8.1 | 0 |
| Finished circular knit fabrics | | 2257-3 | 12/94 | 79.7 | 80.8 | 81.7 | 1.5 | 1.1 |
| Contract work on gray and finished circular knit fabric | | 2257-9 | 06/81 | 105.4 | 104.2 | 104.4 | -2.1 | .2 |
| Secondary products and miscellaneous receipts | | 2257-SM | 06/01 | 95.7 | (³) | 95.7 | -2.6 | (³) |
| Secondary products | | 2257-S | 06/01 | 95.7 | (³) | 95.7 | -2.6 | (³) |
| Lace and warp knit fabric mills | 2258 | | 06/81 | 122.2 | 122.6 | 122.6 | .3 | 0 |
| Primary products | | 2258-P | 06/81 | 119.9 | 120.3 | 120.3 | .3 | 0 |
| Finished warp knit fabrics (knit & finished, or purchased & finished) | | 2258-6 | 06/95 | 98.4 | 98.8 | 98.8 | .4 | 0 |
| Contract or commission work for knitting, finishing, & dyeing (incl. lace goods) | | 2258-7 | 06/95 | 103.8 | 103.8 | 103.8 | 0 | 0 |
| Knitting mills n.e.c. | 2259 | | 12/85 | 112.9 | 110.0 | 110.3 | -2.5 | .3 |
| Primary products | | 2259-P | 12/85 | 111.8 | 111.8 | 111.8 | -.3 | 0 |
| Knit gloves and mittens | | 2259-1 | 12/85 | 121.3 | 121.3 | 121.3 | -.8 | 0 |
| Other knit end products | | 2259-2 | 12/85 | 106.0 | 106.0 | 106.0 | .7 | 0 |
| Dyeing and finishing textiles, except wool fabrics and knit goods | 226 | | 12/84 | 128.1 | 128.0 | 128.0 | -1.8 | 0 |
| Finished cotton broadwoven fabric | 2261 | | 06/84 | 132.2 | 131.9 | 131.9 | -5.5 | 0 |
| Primary products | | 2261-P | 06/84 | 134.5 | 134.2 | 134.2 | -5.3 | 0 |
| Non-commission finished fabric | | 2261-7 | 06/84 | 122.1 | 121.7 | 121.7 | -8.3 | 0 |
| Commission finishing | | 2261-9 | 06/84 | 160.8 | (³) | (³) | (³) | (³) |
| Secondary products and miscellaneous receipts | | 2261-SM | | | | | | |
| Secondary products | | 2261-S | 06/84 | 110.6 | 110.6 | 110.6 | -9.6 | 0 |
| Finished synthetic fiber and silk broadwoven fabric | 2262 | | 06/84 | 128.7 | 128.7 | 128.7 | .2 | 0 |
| Primary products | | 2262-P | 06/84 | 127.7 | 127.7 | 127.7 | .3 | 0 |
| Non-commission finished fabric | | 2262-8 | 06/84 | 131.3 | 131.3 | 131.3 | .5 | 0 |
| Commission finishing | | 2262-9 | 06/84 | 122.6 | 122.6 | 122.7 | .1 | .1 |
| Secondary products and miscellaneous receipts | | 2262-SM | | | | | | |
| Secondary products | | 2262-S | 06/84 | 136.5 | 136.4 | 137.0 | 1.2 | .4 |
| Finishers of textiles, n.e.c. | 2269 | | 06/83 | 130.7 | 131.0 | 131.1 | 1.4 | .1 |
| Primary products | | 2269-P | 06/83 | 133.8 | 134.2 | 134.1 | 1.3 | -.1 |
| Finishers of textiles, n.e.c. | | 2269-1 | 12/01 | 100.8 | 101.1 | 101.0 | 1.2 | -.1 |
| Secondary products and miscellaneous receipts | | 2269-SM | | | | | | |
| Floor covering mills | 227 | | 12/84 | 119.4 | 122.1 | 122.6 | 2.6 | .4 |
| Carpet and rugs | 2273 | | 06/90 | 109.3 | 111.7 | 112.2 | 2.7 | .4 |
| Primary products | | 2273-P | 06/90 | 109.2 | 111.8 | 112.3 | 2.9 | .4 |
| Woven carpet and rugs | | 2273-1 | 06/85 | 152.3 | 155.3 | 156.9 | 2.4 | 1.0 |
| Tufted carpet and rugs | | 2273-2 | 12/79 | 150.8 | 154.4 | 155.2 | 3.1 | .5 |
| Nylon | | 2273-215 | 12/79 | 157.5 | 161.0 | 160.6 | 1.5 | -.2 |
| Polypropylene | | 2273-217 | 12/98 | 109.8 | 115.1 | 117.6 | 8.9 | 2.2 |
| Polyester and other carpet and rugs | | 2273-219 | 12/98 | 104.7 | 107.0 | 109.8 | 6.6 | 2.6 |
| Finishing only | | 2273-288 | 12/86 | 116.3 | 116.2 | 116.2 | -.1 | 0 |
| Other carpet and rugs | | 2273-3 | 06/85 | 125.5 | 125.5 | 125.5 | .5 | 0 |
| Secondary products and miscellaneous receipts | | 2273-SM | | | | | | |
| Yarn and thread mills | 228 | | 12/84 | 100.4 | 100.8 | 100.7 | 0 | -.1 |

See footnotes at end of table.

Table 5. Producer price indexes for the net output of selected industries and their products, not seasonally adjusted
—Continued

| Industry and product ¹ | Industry code | Product code | Index base | Index | | | Percent change to July 2003 from: | |
|--|---------------|--------------|------------|------------------------|------------------------|------------------------|-----------------------------------|------------------|
| | | | | Mar. 2003 ² | June 2003 ² | July 2003 ² | July 2002 | June 2003 |
| Spun yarn | 2281 | | 12/82 | 91.7 | 92.4 | 92.5 | 0.4 | 0.1 |
| Primary products | | 2281-P | 12/82 | 91.3 | 92.0 | 92.1 | .3 | .1 |
| Carded cotton yarns | | 2281-1 | 12/82 | 73.8 | 74.1 | 74.9 | -1.7 | 1.1 |
| Combed cotton yarns | | 2281-2 | 12/82 | 89.2 | 89.6 | 87.6 | -1.9 | -2.2 |
| Rayon and/or acetate spun yarns | | 2281-3 | 12/82 | 102.2 | 102.7 | 102.7 | .4 | 0 |
| Spun noncellulosic fiber and silk yarns | | 2281-7 | 12/96 | 93.6 | 95.1 | 94.7 | 2.3 | -.4 |
| Spun polyester yarn, spun gray | | 2281-723 | 12/96 | 89.5 | 91.0 | 90.5 | 4.1 | -.5 |
| Other spun noncellulosic fiber & silk yarn, spun & finished in the same estab | | 2281-781 | 12/96 | 94.9 | 96.3 | 95.9 | .6 | -.4 |
| Spun wool yarns | | 2281-8 | 12/96 | 117.9 | 111.7 | 113.6 | 6.5 | 1.7 |
| Secondary products and miscellaneous receipts | | 2281-SM | | | | | | |
| Secondary products | | 2281-S | 12/82 | 100.7 | (³) | 102.9 | 2.4 | (³) |
| Texturing, throwing, and winding mill products: cotton, manmade fibers, silk, and wool | 2282 | | 12/82 | 118.8 | 117.8 | 117.1 | -1.4 | -.6 |
| Primary products | | 2282-P | 12/82 | 119.4 | 118.4 | 117.6 | -1.5 | -.7 |
| Rewound, piled, and novelty yarns not spun or thrown at the same establishment | | 2282-2 | 12/82 | 133.2 | 133.2 | (³) | (³) | (³) |
| Thrown filament yarns, except textured | | 2282-3 | 12/82 | 122.9 | (³) | 122.9 | -1.0 | (³) |
| Textured, crimped, or bulked filament yarns, including stretch yarns | | 2282-5 | 12/82 | 119.1 | 117.5 | 116.2 | -4.1 | -1.1 |
| Commission texturing, throwing, plying, etc. of yarns | | 2282-9 | 12/82 | 116.0 | 115.3 | 115.3 | -.8 | 0 |
| Secondary products and miscellaneous receipts | | 2282-SM | | | | | | |
| Secondary products | | 2282-S | 12/88 | 98.7 | (³) | (³) | (³) | (³) |
| Thread mills | 2284 | | 06/84 | 148.1 | 152.3 | 152.1 | 1.8 | -.1 |
| Primary products | | 2284-P | 06/84 | 146.9 | 151.3 | 151.1 | 2.0 | -.1 |
| Thread for any use, gray or finished | | 2284-A | 12/00 | 98.2 | 101.2 | 101.0 | 1.9 | -.2 |
| Secondary products and miscellaneous receipts | | 2284-SM | | | | | | |
| Miscellaneous receipts | | 2284-M | 06/96 | 102.1 | (³) | 102.1 | 0 | (³) |
| Miscellaneous textile goods | 229 | | 12/84 | 123.1 | 123.1 | 123.2 | -.9 | .1 |
| Coated fabrics, not rubberized | 2295 | | 06/85 | 140.1 | 141.5 | 141.8 | .3 | .2 |
| Primary products | | 2295-P | 06/85 | 138.3 | 139.7 | 140.1 | .4 | .3 |
| Vinyl coated fabrics, including expanded vinyl coated | | 2295-2 | 06/85 | 132.8 | 134.3 | 135.7 | 1.9 | 1.0 |
| Lightweight fabrics, 10 oz or less per sq yd finished weight | | 2295-211 | 06/85 | 123.7 | 124.6 | 127.1 | 3.2 | 2.0 |
| Mediumweight fabrics, over 10 oz up to and incl 16 oz finished weight | | 2295-225 | 06/85 | 133.5 | (³) | 135.7 | 1.3 | (³) |
| Heavyweight fabrics, more than 16 oz per sq yd finished weight | | 2295-233 | 06/85 | 132.7 | 134.2 | 135.6 | 1.3 | 1.0 |
| Other coated or laminated fabrics and coated yarns | | 2295-3 | 06/85 | 144.9 | 146.4 | 146.3 | -.4 | -.1 |
| Pyroxylin and polyurethane coated fabrics | | 2295-316 | 06/85 | 150.7 | 152.0 | 151.8 | -.1 | -.1 |
| All other coated or laminated fabrics and yarns, excluding rubber | | 2295-322 | 06/85 | 143.9 | 145.4 | 145.3 | -.5 | -.1 |
| Secondary products and miscellaneous receipts | | 2295-SM | | | | | | |
| Secondary products | | 2295-S | 06/85 | 132.9 | (³) | 133.3 | .3 | (³) |
| Tire cord and fabric | 2296 | | 06/84 | 106.3 | 107.1 | 106.7 | .4 | -.4 |
| Primary products | | 2296-P | 06/84 | 106.7 | 107.5 | 107.2 | .8 | -.3 |
| Tire cord and fabric | | 2296-1 | 06/84 | 106.7 | 107.5 | 107.2 | .8 | -.3 |
| Nylon tire cord and fabric | | 2296-122 | 06/84 | 108.8 | 111.9 | 111.9 | 2.9 | 0 |
| Polyester tire cord and fabric | | 2296-133 | 06/84 | 104.5 | 102.7 | 102.7 | -1.1 | 0 |
| Nonwoven fabrics and related products | 2297 | | 12/85 | 119.2 | 119.8 | 120.0 | -1.5 | .2 |
| Primary products | | 2297-P | 12/85 | 118.8 | 119.5 | 119.8 | -1.6 | .3 |
| Nonwoven fabrics | | 2297-1 | 12/85 | 118.4 | 119.3 | 119.6 | -2.3 | .3 |
| Nonwoven fabrics, laminated and wet laid | | 2297-12 | 12/85 | 147.1 | 146.6 | 146.6 | -.3 | 0 |
| Nonwoven fabrics, spunbonded, dry laid, and other | | 2297-13 | 12/85 | 107.0 | 108.0 | 108.3 | -2.8 | .3 |
| Fabricated nonwoven products, including blankets, ribbons, wipers, and others | | 2297-2 | 01/86 | 122.2 | (³) | (³) | (³) | (³) |
| Secondary products and miscellaneous receipts | | 2297-SM | | | | | | |
| Cordage and twine | 2298 | | 06/85 | 142.3 | 143.7 | 141.9 | -4.5 | -1.3 |
| Primary products | | 2298-P | 06/85 | 142.7 | 144.4 | 142.2 | -5.5 | -1.5 |
| Soft fiber cordage and twine, except cotton | | 2298-2 | 06/85 | 119.9 | 121.5 | 119.5 | -5.5 | -1.6 |
| Manmade fiber cordage and twine | | 2298-2A | 06/85 | 121.6 | 123.2 | 121.1 | -5.6 | -1.7 |
| Fish line, fish net, and fish netting (made in this establishment) | | 2298-207 | 06/85 | 179.1 | (³) | (³) | (³) | (³) |
| Rope | | 2298-208 | 06/85 | 104.3 | 107.7 | 103.3 | -11.5 | -4.1 |
| All other manmade fiber cordage and twine, incl. agriculture and industrial | | 2298-213 | 12/92 | 95.1 | 95.1 | 95.1 | -1.8 | 0 |
| Cotton cordage and twine | | 2298-3 | 06/85 | 93.3 | 93.3 | 93.3 | -4.7 | 0 |
| Braided cord | | 2298-311 | 12/92 | 72.0 | (³) | 72.0 | -4.5 | (³) |
| Secondary products and miscellaneous receipts | | 2298-SM | | | | | | |
| Secondary products | | 2298-S | 06/85 | 134.4 | 134.4 | (³) | (³) | (³) |
| All other miscellaneous textile product mills | 2299 | | 06/85 | 119.8 | 117.0 | 117.3 | -.7 | .3 |
| Primary products | | 2299-P | 06/85 | 118.6 | 115.5 | 115.8 | -1.0 | .3 |
| Pressed, punched, or needled felts, except hats | | 2299-1 | 12/85 | 120.2 | 112.2 | 111.2 | -7.7 | -.9 |
| Recovered fibers, processed mill waste and related products | | 2299-4 | 12/85 | 153.4 | 154.8 | 155.4 | 3.2 | .4 |

See footnotes at end of table.

Table 5. Producer price indexes for the net output of selected industries and their products, not seasonally adjusted
—Continued

| Industry and product ¹ | Industry code | Product code | Index base | Index | | | Percent change to July 2003 from: | |
|---|---------------|--------------|------------|------------------------|------------------------|------------------------|-----------------------------------|------------------|
| | | | | Mar. 2003 ² | June 2003 ² | July 2003 ² | July 2002 | June 2003 |
| Paddings and upholstery filling, batting, and wadding, exc. foam rubber/plastics | | 2299-7 | 12/85 | 116.9 | 116.9 | 116.9 | 0.0 | 0.0 |
| Jute goods and scouring and combing mill products | | 2299-9 | 12/01 | 115.8 | 108.9 | 112.2 | 4.4 | 3.0 |
| Secondary products and miscellaneous receipts | | 2299-SM | | | | | | |
| Miscellaneous receipts | | 2299-M | 12/96 | 106.3 | 106.3 | 106.9 | 5.6 | .6 |
| Secondary Products | | 2299-S | 06/85 | 173.9 | (³) | 173.9 | (³) | (³) |
| Apparel and other finished products made from fabrics and similar materials | 23 | | 12/84 | 124.9 | 124.9 | 124.9 | -.3 | 0 |
| Men's and boys' suits and coats | 231 | | 12/80 | 166.2 | 166.7 | 166.6 | 1.6 | -.1 |
| Men's and boys' suits and coats | 2311 | | 12/80 | 166.2 | 166.7 | 166.6 | 1.6 | -.1 |
| Primary products | | 2311-P | 12/80 | 164.6 | 165.1 | 165.0 | 2.2 | -.1 |
| Men's and boys' suits, including uniform | | 2311-5 | 06/02 | 100.6 | 101.1 | 101.0 | 3.9 | -.1 |
| Men's and boys' overcoats, topcoats, and tailored car and suburban coats | | 2311-6 | 06/02 | 100.0 | 100.0 | (³) | (³) | (³) |
| Men's and boys' tailored dress and sport coats and tailored vests | | 2311-7 | 06/02 | 99.2 | 99.3 | 99.3 | .4 | 0 |
| Receipts for contract and commission work on men's and boys' suits and coats | | 2311-9 | 12/80 | 197.0 | (³) | 196.4 | -.2 | (³) |
| Secondary products and miscellaneous receipts | | 2311-SM | | | | | | |
| Secondary products | | 2311-S | 12/80 | 185.4 | 185.7 | 185.7 | -1.2 | 0 |
| Men's, youths' & boys' furnishings, work clothing & allied garments | 232 | | 12/84 | 120.6 | 120.2 | 120.3 | -2.0 | .1 |
| Men's and boys' shirts, except work shirts | 2321 | | 06/83 | 112.4 | 112.4 | 112.6 | -1.6 | .2 |
| Primary products | | 2321-P | 06/83 | 110.5 | 110.5 | 110.9 | -2.0 | .4 |
| Men's and boys' knit shirts (made from purchased knit fabrics) | | 2321-2 | 06/83 | 93.1 | 92.5 | 92.9 | -4.8 | .4 |
| Men's and boys' woven dress and sport shirts, including uniform shirts | | 2321-4 | 06/83 | 131.4 | 133.5 | 133.5 | 2.2 | 0 |
| Contract and commission work on men's and boys' shirts | | 2321-9 | 06/83 | 148.8 | 149.6 | 149.6 | 9.8 | 0 |
| Secondary products and miscellaneous receipts | | 2321-SM | | | | | | |
| Secondary products | | 2321-S | 06/83 | 125.4 | 125.5 | 125.5 | -.1 | 0 |
| Men's and boys' underwear and nightwear | 2322 | | 06/82 | 117.4 | 117.4 | 117.4 | -.4 | 0 |
| Primary products | | 2322-P | 06/82 | 113.1 | 113.1 | 113.1 | -.6 | 0 |
| Men's and boys' knit underwear | | 2322-A | 06/82 | 112.2 | 112.2 | 112.2 | -.5 | 0 |
| Men's and boys' neckwear | 2323 | | 12/83 | 139.3 | 140.5 | 140.2 | .8 | -.2 |
| Primary products | | 2323-P | 12/83 | 144.2 | 145.6 | 145.3 | .9 | -.2 |
| Men's and boys' neckwear | | 2323-1 | 12/83 | 144.2 | 145.6 | 145.3 | .9 | -.2 |
| Men's and boys' neckties | | 2323-12 | 12/83 | 144.4 | 145.7 | 145.5 | .9 | -.1 |
| All silk | | 2323-121 | 12/83 | 154.1 | 154.9 | 154.6 | .5 | -.2 |
| All polyester | | 2323-127 | 12/83 | 128.7 | 128.7 | 128.7 | 0 | 0 |
| Men's and boys' separate trousers and slacks | 2325 | | 12/81 | 128.8 | 127.6 | 127.7 | -3.7 | .1 |
| Primary products | | 2325-P | 12/81 | 131.2 | 130.3 | 130.3 | -3.1 | 0 |
| Men's and boys' separate dress and sport trousers, pants, and slacks | | 2325-1 | 12/81 | 129.7 | 127.3 | 127.1 | -1.5 | -.2 |
| Men's and boys' jeans (including dungarees and jean-cut casual slacks) | | 2325-2 | 12/81 | 130.7 | 130.7 | 131.0 | -4.4 | .2 |
| Contract work on men's and boys' separate trousers and slacks | | 2325-9 | 12/81 | 138.6 | 138.6 | 138.6 | .1 | 0 |
| Secondary products and miscellaneous receipts | | 2325-SM | | | | | | |
| Secondary products | | 2325-S | 12/81 | 125.6 | 123.4 | 123.5 | -7.3 | .1 |
| Men's and boys' work clothing | 2326 | | 12/81 | 132.6 | 132.6 | 132.7 | -1.0 | .1 |
| Primary products | | 2326-P | 12/81 | 134.7 | 134.7 | 134.8 | -.8 | .1 |
| Men's and boys' work shirts | | 2326-1 | 12/81 | 125.2 | 125.2 | 125.2 | .1 | 0 |
| Men's and boys' work clothing and washable service apparel (excluding work shirt) | | 2326-2 | 12/81 | 135.5 | 135.5 | 135.6 | -1.2 | .1 |
| Contract work on men's and boys' work clothing | | 2326-9 | 12/81 | 147.3 | 147.3 | 147.3 | (³) | 0 |
| Secondary products and miscellaneous receipts | | 2326-SM | | | | | | |
| Secondary products | | 2326-S | 12/81 | 123.2 | 123.3 | 123.5 | -1.9 | .2 |
| Men's and boys' clothing, n.e.c. | 2329 | | 12/83 | 131.2 | 131.1 | 131.1 | 0 | 0 |
| Primary products | | 2329-P | 12/83 | 132.0 | 131.9 | 132.0 | .2 | .1 |
| Men's and boys' nontailored heavy jackets and coats, including uniform, excluding ski jackets | | 2329-1 | 12/83 | 129.7 | 129.6 | 129.7 | .4 | .1 |
| Men's and boys' swimwear, sweaters, and outerwear, n.e.c. | | 2329-2 | 12/83 | 134.2 | 134.0 | 134.2 | .1 | .1 |
| Swimwear and athletic shorts | | 2329-22 | 12/83 | 128.8 | 128.8 | (³) | (³) | (³) |
| Outerwear, n.e.c. (ski and snow pants, leggings, light outerwear jackets, etc.) | | 2329-28 | 12/83 | 137.6 | 137.1 | 137.6 | .3 | .4 |
| Secondary products and miscellaneous receipts | | 2329-SM | | | | | | |
| Secondary products | | 2329-S | 12/83 | 136.5 | 137.1 | 135.8 | -1.3 | -.9 |
| Women's, misses', and juniors' outerwear | 233 | | 12/84 | 117.8 | 117.6 | 117.6 | .6 | 0 |
| Women's, misses', & juniors' blouses & shirts | 2331 | | 06/83 | 132.8 | 132.8 | 132.8 | -2.4 | 0 |
| Primary products | | 2331-P | 06/83 | 135.7 | 135.7 | 135.7 | -2.0 | 0 |
| Knit shirts and blouses made from purchased fabric | | 2331-3 | 06/93 | 102.1 | 102.1 | 102.1 | -.5 | 0 |
| T-shirts and tank tops | | 2331-321 | 06/93 | 100.6 | 100.6 | 100.6 | -16.7 | 0 |
| All other | | 2331-351 | 06/93 | 96.7 | 96.7 | (³) | (³) | (³) |

See footnotes at end of table.

Table 5. Producer price indexes for the net output of selected industries and their products, not seasonally adjusted
—Continued

| Industry and product ¹ | Industry code | Product code | Index base | Index | | | Percent change to July 2003 from: | |
|---|---------------|--------------|------------|------------------------|------------------------|------------------------|-----------------------------------|------------------|
| | | | | Mar. 2003 ² | June 2003 ² | July 2003 ² | July 2002 | June 2003 |
| Women's, misses', & juniors' blouses & shirts—Continued | | | | | | | | |
| Woven shirts and blouses | | 2331-4 | 06/83 | 166.9 | 166.9 | 166.9 | -1.2 | 0.0 |
| Contract work on women's, misses', and juniors' blouses & shirts | | 2331-9 | 06/83 | 119.8 | 119.8 | 119.8 | (³) | 0 |
| Secondary products and miscellaneous receipts | | 2331-SM | | | | | | |
| Secondary products | | 2331-S | 06/83 | 115.2 | 115.2 | 115.2 | -3.3 | 0 |
| Women's, misses', and juniors' dresses | 2335 | | 12/80 | 123.2 | 123.4 | 123.3 | 1.1 | -1 |
| Primary products | | 2335-P | 12/80 | 122.0 | 122.2 | 122.2 | 1.5 | 0 |
| Dresses made from purchased fabric | | 2335-3 | 06/86 | 110.8 | 111.0 | 111.0 | 1.8 | 0 |
| Secondary products and miscellaneous receipts | | 2335-SM | | | | | | |
| Secondary products | | 2335-S | 12/80 | 147.4 | 147.3 | 147.0 | -.5 | -2 |
| Women's, misses', and juniors' suits and coats | 2337 | | 12/82 | 111.3 | 111.7 | 111.4 | .4 | -.3 |
| Primary products | | 2337-P | 12/82 | 109.0 | 109.5 | 109.2 | .5 | -.3 |
| Coats and capes | | 2337-1 | 06/93 | (³) | 83.8 | 83.8 | 1.3 | 0 |
| Jackets, vests and skirts | | 2337-4 | 12/82 | 114.3 | 115.1 | 114.6 | .4 | -.4 |
| Skirts, including uniform | | 2337-411 | 12/82 | 113.6 | 114.6 | 113.8 | .4 | -.7 |
| Jackets and vests | | 2337-421 | 12/98 | 100.5 | 100.9 | 100.8 | .3 | -.1 |
| Contract work on women's, misses' and juniors' suits and coats | | 2337-9 | 12/82 | 114.2 | 114.2 | (³) | (³) | (³) |
| Secondary products and miscellaneous receipts | | 2337-SM | | | | | | |
| Secondary products | | 2337-S | 12/82 | 123.1 | 123.0 | 122.9 | .3 | -.1 |
| Women's, misses', and juniors' outerwear, n.e.c. | 2339 | | 06/83 | 113.1 | 112.4 | 112.6 | 1.5 | .2 |
| Primary products | | 2339-P | 06/83 | 116.0 | 115.1 | 115.3 | 2.0 | .2 |
| Bathing suits | | 2339-4 | 12/83 | 148.9 | 140.0 | (³) | (³) | (³) |
| Slacks | | 2339-5 | 06/83 | 92.2 | 92.2 | 92.2 | -.1 | 0 |
| Other outerwear, n.e.c. | | 2339-7 | 06/83 | 129.0 | 128.8 | 129.8 | 1.5 | .8 |
| Play garments, including shorts, pedal pushers, Bermudas, and Jamaicas .. | | 2339-761 | 06/93 | 91.5 | 91.5 | 91.5 | 0 | 0 |
| All other women's, misses', and juniors' outerwear, n.e.c. | | 2339-781 | 06/93 | 151.2 | 150.7 | 152.6 | 2.3 | 1.3 |
| Contract and commission work on women's, misses', and juniors' outerwear, n.e.c. | | 2339-9 | 06/83 | 133.0 | 132.7 | 132.7 | -1.2 | 0 |
| Secondary products and miscellaneous receipts | | 2339-SM | | | | | | |
| Secondary products | | 2339-S | 06/83 | 105.1 | 104.6 | 104.7 | 0 | .1 |
| Women's, misses', children's, and infants' undergarments | 234 | | 12/84 | 123.6 | 123.7 | 123.7 | .7 | 0 |
| Women's and children's underwear and nightwear | 2341 | | 06/82 | 123.1 | 123.1 | 123.1 | .8 | 0 |
| Primary products | | 2341-P | 06/82 | 124.8 | 124.8 | 124.8 | .7 | 0 |
| Women's and children's underwear and nightwear, excluding contract work | | 2341-A | 12/87 | 113.2 | 113.2 | 113.2 | .7 | 0 |
| Underwear | | 2341-2 | 06/82 | 143.0 | 143.0 | 143.0 | 0 | 0 |
| Women's underwear | | 2341-21 | 06/82 | 141.5 | 141.5 | 141.5 | 0 | 0 |
| Panties | | 2341-213 | 06/82 | 147.2 | 147.2 | 147.2 | 0 | 0 |
| Nightwear | | 2341-3 | 06/82 | 110.9 | 110.9 | 110.9 | 2.0 | 0 |
| Women's nightwear | | 2341-31 | 06/82 | 112.9 | 112.9 | 112.9 | 3.5 | 0 |
| Nightgowns | | 2341-315 | 06/82 | 103.6 | 103.6 | 103.6 | 0 | 0 |
| Chiefly synthetic fibers | | 2341-3153 | 06/82 | 105.8 | 105.8 | 105.8 | 0 | 0 |
| Other women's nightwear | | 2341-317 | 06/82 | 125.3 | 125.3 | 125.3 | -.6 | 0 |
| Contract work on women's and children's underwear and nightwear | | 2341-9 | 06/82 | 128.8 | (³) | (³) | (³) | (³) |
| Secondary products and miscellaneous receipts | | 2341-SM | | | | | | |
| Secondary products | | 2341-S | 06/82 | 100.8 | 100.8 | 100.5 | 2.6 | -.3 |
| Brassieres and allied garments | 2342 | | 06/82 | 150.1 | 150.2 | 150.2 | .7 | 0 |
| Primary products | | 2342-P | 06/82 | 151.9 | 152.1 | 152.1 | .7 | 0 |
| Brassieres and allied garments, excluding contract work | | 2342-A | 12/87 | 125.3 | 125.4 | 125.4 | .6 | 0 |
| Brassieres | | 2342-1 | 06/82 | 144.0 | 144.2 | 144.2 | .1 | 0 |
| Bandeau | | 2342-14 | 06/82 | 143.9 | 144.0 | 144.0 | .1 | 0 |
| Regular strap | | 2342-141 | 06/82 | 132.4 | 132.4 | 132.4 | 0 | 0 |
| Contour lined or padded strap | | 2342-142 | 06/82 | 172.5 | 173.0 | 173.0 | (³) | 0 |
| Other bras, including long line | | 2342-15 | 06/82 | (³) | (³) | (³) | (³) | (³) |
| Secondary products and miscellaneous receipts | | 2342-SM | | | | | | |
| Secondary products | | 2342-S | 06/82 | 137.0 | (³) | (³) | (³) | (³) |
| Hats, caps, and millinery | 235 | | 06/85 | 146.9 | 146.8 | 146.9 | .3 | .1 |
| Hats, caps, and millinery | 2353 | | 12/90 | 127.1 | 127.1 | 127.1 | .3 | 0 |
| Primary products | | 2353-P | 12/90 | 129.0 | 128.9 | 129.0 | .4 | .1 |
| Millinery | | 2353-1 | 12/90 | 113.9 | (³) | 115.0 | (³) | (³) |
| Hat and hat bodies, except cloth and millinery | | 2353-2 | 12/90 | 131.1 | 131.2 | 131.2 | 1.6 | 0 |
| Cloth hats and caps | | 2353-3 | 12/90 | 131.8 | 131.4 | 131.5 | -.2 | .1 |
| Secondary products and miscellaneous receipts | | 2353-SM | | | | | | |
| Miscellaneous receipts | | 2353-M | 12/90 | 100.3 | (³) | 100.3 | (³) | (³) |
| Secondary products | | 2353-S | 12/90 | 131.9 | 131.9 | (³) | (³) | (³) |
| Girls', children's, and infants' outerwear | 236 | | 12/84 | 124.2 | 124.2 | 124.1 | -.3 | -.1 |
| Girls', children's, and infants' dresses, blouses, and shirts | 2361 | | 12/84 | 124.0 | 124.5 | 124.6 | .4 | .1 |
| Primary products | | 2361-P | 12/84 | 120.8 | 121.5 | 121.6 | .5 | .1 |

See footnotes at end of table.

Table 5. Producer price indexes for the net output of selected industries and their products, not seasonally adjusted

—Continued

| Industry and product ¹ | Industry code | Product code | Index base | Index | | | Percent change to July 2003 from: | |
|---|---------------|--------------|------------|------------------------|------------------------|------------------------|-----------------------------------|------------------|
| | | | | Mar. 2003 ² | June 2003 ² | July 2003 ² | July 2002 | June 2003 |
| Girls', children's, and infants' dresses, blouses, and shirts—Continued | | | | | | | | |
| Girls', children's, and infant's knit blouses and shirts | | 2361-3 | 12/97 | 97.7 | 99.3 | 98.5 | 0.5 | -0.8 |
| Girl's, children's, and infant's dresses | | 2361-5 | 12/84 | 128.7 | 128.4 | 127.7 | -.8 | -.5 |
| Secondary products and miscellaneous receipts | | 2361-SM | | | | | | |
| Secondary products | | 2361-S | 12/84 | 146.3 | 146.3 | 146.3 | -.1 | 0 |
| Girls', children's, & infants' outerwear, n.e.c. | 2369 | | 12/84 | 123.7 | 123.2 | 123.0 | -.8 | -.2 |
| Primary products | | 2369-P | 12/84 | 124.9 | 124.6 | 124.5 | -.6 | -.1 |
| Outerwear, n.e.c., except contract work | | 2369-3 | 12/84 | 125.0 | 124.7 | 124.7 | -.6 | 0 |
| Play Garments | | 2369-343 | 12/97 | 115.8 | 115.4 | 115.4 | -1.0 | 0 |
| Secondary products and miscellaneous receipts | | 2369-SM | | | | | | |
| Secondary products | | 2369-S | 12/84 | 118.5 | 117.0 | 115.7 | -2.4 | -1.1 |
| Girls', children's, and infants' dresses, blouses, & shirts | | 2361-S | 12/84 | (³) | 113.8 | 111.1 | -5.0 | -2.4 |
| Fur goods | 237 | | 12/83 | 140.4 | 140.4 | 140.4 | -7.0 | 0 |
| Fur goods | 2371 | | 12/83 | 140.4 | 140.4 | 140.4 | -7.0 | 0 |
| Primary products | | 2371-P | 12/83 | 143.2 | 143.2 | 143.2 | -7.4 | 0 |
| Fur coats, capes, jackets, neck pieces, fur linings, and all other fur garments .. | | 2371-1 | 12/83 | 143.2 | 143.2 | 143.2 | -7.4 | 0 |
| Secondary products and miscellaneous receipts | | 2371-SM | | | | | | |
| Miscellaneous apparel and accessories | 238 | | 06/85 | 133.0 | 132.9 | 133.0 | .1 | .1 |
| Fabric dress and work gloves | 2381 | | 06/85 | 135.0 | 134.6 | 134.8 | 1.2 | .1 |
| Primary products | | 2381-P | 06/85 | 131.8 | 131.3 | 131.5 | 1.9 | .2 |
| Work gloves and mittens | | 2381-2 | 06/85 | 132.1 | 131.5 | 131.6 | 1.9 | .1 |
| All fabric | | 2381-211 | 06/85 | 133.6 | 132.9 | 133.0 | 2.3 | .1 |
| Single cotton flannel | | 2381-21122 | 06/85 | 139.3 | 137.1 | 137.1 | 4.1 | 0 |
| Double cotton flannel | | 2381-21124 | 06/85 | 135.5 | 135.5 | 135.5 | 7.3 | 0 |
| Fleeced cotton jersey | | 2381-21132 | 06/85 | 118.7 | 118.4 | 118.7 | -1.4 | .3 |
| Other fabric | | 2381-21147 | 06/85 | 140.0 | 140.0 | 140.3 | 6.0 | .2 |
| Secondary products and miscellaneous receipts | | 2381-SM | | | | | | |
| Secondary products | | 2381-S | 06/85 | 164.4 | 164.4 | 164.4 | .4 | 0 |
| Robes and dressing gowns, except children's | 2384 | | 06/85 | 129.7 | 129.7 | 129.7 | .5 | 0 |
| Primary products | | 2384-P | 06/85 | 126.3 | 126.3 | 126.3 | .6 | 0 |
| Women's, misses', and juniors' robes and dressing gowns | | 2384-2 | 06/85 | 125.7 | 125.7 | 125.7 | .6 | 0 |
| Secondary products and miscellaneous receipts | | 2384-SM | | | | | | |
| Secondary products | | 2384-S | 06/85 | 144.1 | 144.1 | 144.1 | -.3 | 0 |
| Waterproof outer garments | 2385 | | 06/85 | 133.1 | 132.9 | 132.8 | .5 | -.1 |
| Primary products | | 2385-P | 06/85 | 138.4 | 138.0 | 138.0 | .7 | 0 |
| Raincoats and other waterproof outer garments | | 2385-1 | 06/85 | 138.8 | 138.4 | 138.4 | .8 | 0 |
| Secondary products and miscellaneous receipts | | 2385-SM | | | | | | |
| Miscellaneous receipts | | 2385-M | 06/91 | 85.4 | 85.4 | 85.4 | 0 | 0 |
| Resales | | 2385-Z89 | 06/91 | 85.4 | 85.4 | 85.4 | 0 | 0 |
| Secondary products | | 2385-S | 06/85 | 121.7 | 121.7 | 121.7 | -.1 | 0 |
| Leather and sheep lined clothing | 2386 | | 12/85 | 127.1 | 127.3 | 127.0 | -1.6 | -.2 |
| Primary products | | 2386-P | 12/85 | 125.2 | 125.3 | 125.0 | -1.7 | -.2 |
| Leather and sheep lined clothing | | 2386-1 | 12/85 | 127.7 | 127.7 | 127.5 | -1.7 | -.2 |
| Men's and boys leather coats and jackets | | 2386-115 | 12/85 | 139.3 | 139.3 | 138.6 | -1.8 | -.5 |
| All other leather clothing and sheep lined clothing, including children's | | 2386-199 | 12/85 | 112.9 | 113.0 | 113.0 | -1.7 | 0 |
| Secondary products and miscellaneous receipts | | 2386-SM | | | | | | |
| Miscellaneous receipts | | 2386-M | 12/99 | 101.7 | (³) | 100.0 | -1.7 | (³) |
| Secondary products | | 2386-S | 11/89 | 119.0 | (³) | 121.2 | 2.2 | (³) |
| Apparel belts | 2387 | | 06/85 | 135.0 | 135.0 | 135.0 | .3 | 0 |
| Primary products | | 2387-P | 06/85 | 132.6 | 132.6 | 132.6 | .2 | 0 |
| Leather belts | | 2387-1 | 06/85 | 145.4 | 145.4 | 145.4 | .1 | 0 |
| Belts other than leather | | 2387-2 | 12/02 | 100.4 | 100.5 | 100.3 | (³) | -.2 |
| Secondary products and miscellaneous receipts | | 2387-SM | | | | | | |
| Miscellaneous receipts | | 2387-M | 06/92 | 102.0 | 102.0 | 102.0 | (³) | 0 |
| Secondary products | | 2387-S | 06/85 | 156.5 | 156.5 | 156.5 | (³) | 0 |
| Apparel and accessories, n.e.c. | 2389 | | 12/85 | 133.1 | 133.1 | 133.1 | -1.0 | 0 |
| Primary products | | 2389-P | 12/85 | 125.6 | 125.6 | 125.6 | -1.6 | 0 |
| Apparel and accessories, n.e.c. | | 2389-1 | 12/85 | 125.6 | 125.6 | 125.6 | -1.6 | 0 |
| Academic caps and gowns and costumes, including theatrical | | 2389-191 | 12/85 | 126.6 | 126.5 | 126.6 | .1 | .1 |
| Ecclesiastical vestments, special garments for fraternal orders, except tailored clothing | | 2389-198 | 12/85 | 113.9 | 113.9 | 113.9 | -3.1 | 0 |
| Secondary products and miscellaneous receipts | | 2389-SM | | | | | | |
| Secondary products | | 2389-S | 12/85 | 158.2 | 158.2 | 158.2 | (³) | 0 |
| Miscellaneous fabricated textile products | 239 | | 12/84 | 131.0 | 131.3 | 131.2 | -.4 | -.1 |
| Curtains and draperies | 2391 | | 06/84 | 152.1 | 152.2 | 152.4 | -.4 | .1 |

See footnotes at end of table.

Table 5. Producer price indexes for the net output of selected industries and their products, not seasonally adjusted
—Continued

| Industry and product ¹ | Industry code | Product code | Index base | Index | | | Percent change to July 2003 from: | |
|--|---------------|--------------|------------|------------------------|------------------------|------------------------|-----------------------------------|------------------|
| | | | | Mar. 2003 ² | June 2003 ² | July 2003 ² | July 2002 | June 2003 |
| Curtains and draperies—Continued | | | | | | | | |
| Primary products | | 2391-P | 06/84 | 144.5 | 144.1 | 144.4 | -0.5 | 0.2 |
| Curtains and draperies, woven | | 2391-11 | 06/98 | 105.6 | 105.3 | 105.5 | -.6 | .2 |
| Curtains, except lace | | 2391-111 | 06/84 | 134.3 | 132.1 | 133.0 | -2.1 | .7 |
| Wholly or chiefly cotton fabrics | | 2391-11112 | 06/84 | 175.0 | 175.4 | 175.4 | .2 | 0 |
| All other materials | | 2391-11114 | 06/89 | 109.3 | 106.5 | 107.6 | -3.2 | 1.0 |
| Draperies | | 2391-121 | 06/84 | 154.4 | 155.3 | 155.2 | .5 | -.1 |
| Wholly or chiefly cotton fabrics | | 2391-12111 | 06/84 | 145.4 | 150.2 | 149.5 | 2.9 | -.5 |
| Rayon and/or acetate fabrics | | 2391-12112 | 06/84 | 128.1 | (³) | 128.1 | 0 | (³) |
| All other materials | | 2391-12113 | 12/84 | 152.7 | 152.7 | 152.7 | 0 | 0 |
| Curtains and draperies, knit | | 2391-13 | 06/98 | 100.3 | 100.3 | 100.3 | 0 | 0 |
| Secondary products and miscellaneous receipts | | 2391-SM | | | | | | |
| Secondary products | | 2391-S | 06/84 | 158.1 | 160.4 | 160.4 | -.1 | 0 |
| House furnishings, n.e.c. | 2392 | | 06/83 | 116.4 | 116.5 | 116.5 | -.1 | 0 |
| Primary products | | 2392-P | 06/83 | 113.2 | 113.2 | 113.2 | -.1 | 0 |
| Bedsprings and bedsets | | 2392-A | 06/83 | 115.5 | 115.5 | 115.5 | 0 | 0 |
| Sheets and pillowcases | | 2392-2 | 06/83 | 106.0 | 106.0 | 106.0 | 0 | 0 |
| Towels and washcloths | | 2392-3 | 06/83 | 105.5 | 105.5 | 105.5 | -.6 | 0 |
| Other house furnishings | | 2392-4 | 06/83 | 117.3 | 117.4 | 117.4 | 0 | 0 |
| Quilted products, including comforters, quilts, mattress protectors and other qu | | 2392-423 | 06/83 | 77.9 | 77.9 | 77.9 | .6 | 0 |
| Other household furnishings (including shower bath curtains, table linen, slipco | | 2392-424 | 12/97 | 100.3 | 100.3 | 100.3 | -.1 | 0 |
| Bed pillows, fancy pillows and cushions | | 2392-451 | 03/96 | 127.6 | 128.0 | 127.8 | -.6 | -.2 |
| Mops and dusters (including dry mops and dusters, wet mops and sponge mops) | | 2392-477 | 06/83 | 154.4 | 154.4 | 154.4 | 0 | 0 |
| Secondary products and miscellaneous receipts | | 2392-SM | | | | | | |
| Miscellaneous receipts | | 2392-M | 06/83 | 133.1 | 133.1 | 133.1 | 0 | 0 |
| Resales | | 2392-Z89 | 06/83 | 132.4 | 132.4 | 132.4 | 0 | 0 |
| Secondary products | | 2392-S | 06/83 | 145.4 | 145.4 | 145.4 | 0 | 0 |
| Textile bags | 2393 | | 12/85 | 137.3 | 139.0 | 138.5 | -.9 | -.4 |
| Primary products | | 2393-P | 12/85 | 131.4 | 132.9 | 132.5 | -1.2 | -.3 |
| Duffle bags and knapsacks, all material | | 2393-A | 12/02 | 100.5 | 98.2 | 98.6 | (³) | .4 |
| All other textile bags | | 2393-2 | 12/85 | 136.8 | 139.5 | 139.0 | -1.2 | -.4 |
| Secondary products and miscellaneous receipts | | 2393-SM | | | | | | |
| Miscellaneous receipts | | 2393-M | 12/02 | 100.0 | (³) | (³) | (³) | (³) |
| Secondary products | | 2393-S | 12/85 | 176.9 | 176.9 | 176.9 | (³) | 0 |
| Canvas and related products | 2394 | | 12/85 | 204.2 | 205.0 | 204.3 | -4.6 | -.3 |
| Primary products | | 2394-P | 12/85 | 208.5 | 209.4 | 208.6 | -5.0 | -.4 |
| Canvas and related products | | 2394-1 | 06/03 | (³) | 100.0 | 99.7 | (³) | -.3 |
| Secondary products and miscellaneous receipts | | 2394-SM | | | | | | |
| Miscellaneous receipts | | 2394-M | 06/03 | (³) | 100.0 | 100.0 | (³) | 0 |
| Secondary products | | 2394-S | 12/85 | (³) | (³) | 166.8 | (³) | (³) |
| Pleating and Stitching | 2395 | | 12/85 | 144.8 | 145.2 | 144.9 | 1.7 | -.2 |
| Primary products | | 2395-P | 12/85 | 141.2 | 141.7 | 141.4 | 1.3 | -.2 |
| Embroideries (except Schiffli machine products) | | 2395-1 | 12/85 | 145.7 | 146.3 | 146.1 | .9 | -.1 |
| Receipts for commission work on materials owned by others | | 2395-9 | 12/85 | 139.3 | 139.7 | 138.7 | 3.5 | -.7 |
| Secondary products and miscellaneous receipts | | 2395-SM | | | | | | |
| Miscellaneous receipts | | 2395-M | 12/02 | 100.0 | (³) | 99.9 | (³) | (³) |
| Miscellaneous receipts | | 2395-MM | 12/02 | 100.0 | (³) | 99.9 | (³) | (³) |
| Secondary products | | 2395-S | 12/85 | 174.8 | 174.8 | 174.8 | 5.4 | 0 |
| Automotive trimmings, apparel findings, and related products | 2396 | | 12/83 | 124.4 | 124.4 | 124.5 | -.5 | .1 |
| Primary products | | 2396-P | 12/83 | 125.2 | 125.2 | 125.2 | -.7 | 0 |
| Automotive trimmings | | 2396-2 | 12/83 | 117.1 | 117.1 | 117.0 | -4.1 | -.1 |
| Other trimmings and findings | | 2396-3 | 12/83 | 139.1 | 139.1 | 139.4 | (³) | .2 |
| Printing and stamping on apparel, apparel accessories, and art goods | | 2396-4 | 06/90 | 123.4 | 123.4 | 123.5 | 3.7 | .1 |
| Secondary products and miscellaneous receipts | | 2396-SM | | | | | | |
| Miscellaneous receipts | | 2396-M | 12/02 | 100.3 | 101.3 | 101.7 | (³) | .4 |
| Secondary products | | 2396-S | 12/83 | 87.5 | 87.5 | 87.5 | 1.4 | 0 |
| Schiffli machine embroideries | 2397 | | 06/85 | 144.1 | (³) | 144.1 | 0 | (³) |
| Primary products | | 2397-P | 06/85 | 143.8 | (³) | 143.8 | 0 | (³) |
| Schiffli machine embroideries | | 2397-1 | 06/85 | 143.8 | (³) | 143.8 | 0 | (³) |
| Secondary products and miscellaneous receipts | | 2397-SM | | | | | | |
| Secondary products | | 2397-S | 06/03 | (³) | 100.0 | 100.0 | (³) | 0 |
| Fabricated textile products, n.e.c. | 2399 | | 12/85 | 115.2 | 115.8 | 115.9 | .8 | .1 |
| Primary products | | 2399-P | 12/85 | 114.5 | 115.2 | 115.1 | .6 | -.1 |
| Fabricated textile products, n.e.c. | | 2399-1 | 12/85 | 114.5 | 115.2 | 115.1 | (³) | -.1 |
| Secondary products and miscellaneous receipts | | 2399-SM | | | | | | |
| Miscellaneous receipts | | 2399-M | 12/85 | 117.2 | 116.9 | 117.2 | .3 | .3 |
| Secondary products | | 2399-S | 12/85 | 119.0 | 118.5 | 121.1 | 2.7 | 2.2 |

See footnotes at end of table.

Table 5. Producer price indexes for the net output of selected industries and their products, not seasonally adjusted
—Continued

| Industry and product ¹ | Industry code | Product code | Index base | Index | | | Percent change to July 2003 from: | |
|---|---------------|--------------|------------|------------------------|------------------------|------------------------|-----------------------------------|------------------|
| | | | | Mar. 2003 ² | June 2003 ² | July 2003 ² | July 2002 | June 2003 |
| Lumber and wood products, except furniture | 24 | | 12/84 | 155.3 | 157.3 | 160.3 | 3.1 | 1.9 |
| Logging camps and logging contractors | 241 | | 12/81 | 166.4 | 169.9 | 165.5 | .5 | -2.6 |
| Logging camps and logging contractors | 2411 | | 12/81 | 166.5 | 170.0 | 165.5 | .5 | -2.6 |
| Primary products | | 2411-P | 12/81 | 172.4 | 176.4 | 171.3 | .5 | -2.9 |
| Softwood logs, bolts, and timber | | 2411-1 | 12/81 | 203.5 | 198.3 | 197.2 | -5.3 | -6 |
| Douglas fir | | 2411-117 | 12/81 | 212.0 | 203.7 | 203.7 | -3.3 | 0 |
| Sawlogs and bolts | | 2411-11744 | 12/81 | 205.3 | 197.3 | 197.3 | -3.3 | 0 |
| Softwood, except Douglas fir | | 2411-13 | 12/81 | 193.2 | 189.9 | 188.1 | -6.5 | -9 |
| Southern yellow pine | | 2411-131 | 12/81 | 106.7 | 105.7 | 105.4 | -1.5 | -3 |
| Hemlock | | 2411-135 | 12/81 | 119.5 | 116.8 | 116.9 | -14.2 | .1 |
| Other softwood log species, n.e.c. | | 2411-139 | 12/94 | 107.2 | 103.1 | 101.0 | -14.8 | -2.0 |
| Hardwood logs, bolts, and timber | | 2411-2 | 12/81 | 108.8 | (³) | 120.1 | 10.3 | (³) |
| Other hardwood log species, n.e.c. | | 2411-221 | 12/81 | 94.5 | (³) | 104.3 | 10.4 | (³) |
| Pulpwood | | 2411-3 | 12/81 | 83.5 | 85.0 | 86.2 | 13.3 | 1.4 |
| Softwood | | 2411-31115 | 12/81 | 79.3 | 80.4 | 80.6 | 9.1 | .2 |
| Hardwood | | 2411-32227 | 12/81 | 86.6 | 89.2 | 93.2 | 25.6 | 4.5 |
| Other products | | 2411-4 | 06/82 | 101.4 | 101.9 | 101.7 | 3.2 | -2 |
| Wood poles, piles, and posts | | 2411-413 | 12/94 | 125.3 | (³) | (³) | (³) | (³) |
| Wood chips produced in the field | | 2411-416 | 12/94 | 100.4 | 101.3 | 101.0 | 2.3 | -3 |
| Contract logging | | 2411-9 | 12/81 | 117.4 | 126.8 | 117.2 | 3.3 | -7.6 |
| Contract logging | | 2411-911 | 12/81 | 117.4 | 126.8 | 117.2 | 3.3 | -7.6 |
| Secondary products and miscellaneous receipts | | 2411-SM | | | | | | |
| Sawmills and planing mills | 242 | | 12/84 | 144.1 | 145.5 | 148.6 | 2.3 | 2.1 |
| Sawmills and planing mills | 2421 | | 12/80 | 137.4 | 138.4 | 141.6 | 1.7 | 2.3 |
| Primary products | | 2421-P | 12/80 | 141.4 | 142.5 | 146.2 | 1.8 | 2.6 |
| Hardwood lumber, rough and dressed, except siding | | 2421-1 | 12/80 | 190.1 | 195.3 | 195.8 | 7.9 | .3 |
| Hardwood rough lumber | | 2421-12 | 12/80 | 188.4 | 194.5 | 195.1 | 8.5 | .3 |
| Oak | | 2421-121 | 12/80 | 207.7 | 215.6 | 215.7 | 9.0 | 0 |
| Red, no. 1 common | | 2421-12111 | 12/80 | 237.6 | 244.8 | 245.4 | 7.8 | .2 |
| White | | 2421-12112 | 12/80 | 155.3 | 166.2 | 164.6 | 8.7 | -1.0 |
| Other Red Oak | | 2421-12119 | 12/80 | 223.8 | 228.1 | 229.6 | 10.9 | .7 |
| Poplar | | 2421-122 | 12/80 | 126.4 | 126.5 | 126.5 | 3.4 | 0 |
| Maple, gum, & ash rough | | 2421-124 | 06/95 | 124.5 | 126.8 | 126.8 | 5.7 | 0 |
| Other hardwoods rough | | 2421-125 | 06/95 | 123.5 | 132.9 | 135.6 | 18.0 | 2.0 |
| Hardwood, dressed lumber, including ceiling, framing, and matched and shiplapped lumber | | 2421-13 | 12/80 | 201.8 | 203.2 | 203.1 | 5.1 | 0 |
| Oak | | 2421-131 | 08/85 | 183.9 | 186.8 | 186.7 | 4.6 | -1 |
| Other hardwood species | | 2421-139 | 12/80 | 179.9 | 179.6 | 179.6 | 5.6 | 0 |
| Softwood lumber, rough and dressed, except siding | | 2421-2 | 12/80 | 143.2 | 143.3 | 149.3 | -3 | 4.2 |
| Softwood lumber, rough and dressed, Eastern species, except siding | | 2421-3 | 12/80 | 138.1 | 135.8 | 136.4 | -7 | .4 |
| Rough softwood lumber, Eastern species | | 2421-31 | 12/80 | 130.2 | 130.2 | 130.2 | 15.6 | 0 |
| Lumber and timbers over 2 inches in nominal thickness | | 2421-313 | 12/80 | 142.6 | (³) | (³) | (³) | (³) |
| Dressed softwood lumber, Eastern species | | 2421-32 | 12/80 | 141.1 | 137.6 | 138.5 | -7.4 | .7 |
| Boards - lumber less than 2 inches in nominal thickness | | 2421-321 | 12/80 | 165.3 | 164.4 | 156.3 | -10.7 | -4.9 |
| Southern Pine | | 2421-3211 | 12/80 | 162.3 | 161.3 | 152.2 | -13.3 | -5.6 |
| Boards, no. 2 | | 2421-32113 | 12/80 | 193.2 | 191.0 | 175.4 | -17.5 | -8.2 |
| Other Southern Pine Boards | | 2421-32119 | 12/80 | 161.2 | 157.0 | 159.5 | -5.1 | 1.6 |
| Light framing lumber 2 inch nominal thickness only | | 2421-322 | 12/80 | 128.9 | 123.2 | 127.6 | -6.6 | 3.6 |
| Southern Pine | | 2421-3221 | 12/80 | 130.2 | 124.4 | 128.9 | -6.6 | 3.6 |
| Dimension, no. 1 | | 2421-32211 | 12/80 | 122.0 | 116.8 | 122.5 | -2.7 | 4.9 |
| Dimension no. 2 | | 2421-32212 | 12/80 | 143.0 | 134.0 | 140.0 | -5.3 | 4.5 |
| Other 2 inch Southern Pine lumber | | 2421-32219 | 12/80 | 119.9 | 118.5 | 119.9 | -5.7 | 1.2 |
| Lumber and timbers over 2 inch nominal thickness, Eastern species | | 2421-323 | 12/80 | 146.3 | (³) | 150.6 | (³) | (³) |
| Softwood lumber, rough and dressed, Western species | | 2421-4 | 12/80 | 143.2 | 145.1 | 155.3 | -1 | 7.0 |
| Rough softwood lumber, Western species | | 2421-41 | 12/80 | 152.6 | 146.9 | 161.8 | .4 | 10.1 |
| Boards - lumber less than 2 inches in nominal thickness | | 2421-411 | 12/80 | 174.6 | 162.5 | 162.6 | -13.8 | .1 |
| Light framing lumber 2 inch nominal thickness only | | 2421-412 | 12/80 | 121.6 | 120.1 | 140.9 | 15.6 | 17.3 |
| Lumber and timbers over 2 inches in nominal thickness | | 2421-413 | 12/80 | (³) | (³) | (³) | (³) | (³) |
| Dressed softwood lumber, Western species | | 2421-42 | 12/80 | 140.3 | 145.0 | 153.5 | -3 | 5.9 |
| Boards-lumber less than 2 inch nominal thickness | | 2421-421 | 12/80 | 149.8 | 153.9 | 158.9 | -5.7 | 3.2 |
| Douglas Fir | | 2421-4211 | 12/80 | 130.7 | 130.7 | 132.1 | -4.2 | 1.1 |
| Ponderosa Pine | | 2421-4212 | 12/80 | 168.2 | 161.2 | 159.6 | -18.7 | -1.0 |
| No. 3 boards | | 2421-42121 | 12/80 | 97.9 | 85.8 | 84.3 | -29.9 | -1.7 |
| Other boards | | 2421-42129 | 12/80 | 199.7 | 195.8 | 194.3 | -15.9 | -8 |
| Redwood and Western Red Cedar | | 2421-4216 | 12/86 | 234.9 | 233.4 | 231.1 | .7 | -1.0 |
| Other boards, Western dressed softwood | | 2421-4219 | 12/80 | 154.9 | 173.3 | 190.0 | -3.2 | 9.6 |
| Lumber of 2 inches nominal thickness only | | 2421-422 | 12/80 | 128.2 | 133.2 | 144.0 | 1.9 | 8.1 |
| Douglas Fir | | 2421-4221 | 12/80 | 119.1 | 127.6 | 140.6 | 7.4 | 10.2 |
| Utility 2x4 green | | 2421-42213 | 12/80 | (³) | (³) | (³) | (³) | (³) |
| Standard and better | | 2421-42214 | 12/80 | 139.6 | 150.7 | 166.6 | 11.7 | 10.6 |
| Other 2 inch Douglas Fir lumber | | 2421-42219 | 12/80 | 151.9 | 159.6 | 178.6 | 9.1 | 11.9 |
| White Fir | | 2421-4224 | 12/80 | 133.4 | 140.4 | 146.3 | -2.5 | 4.2 |
| Standard and better | | 2421-42241 | 12/80 | 138.6 | 146.6 | 157.6 | 3.5 | 7.5 |

See footnotes at end of table.

Table 5. Producer price indexes for the net output of selected industries and their products, not seasonally adjusted
—Continued

| Industry and product ¹ | Industry code | Product code | Index base | Index | | | Percent change to July 2003 from: | |
|--|---------------|--------------|------------|------------------------|------------------------|------------------------|-----------------------------------|------------------|
| | | | | Mar. 2003 ² | June 2003 ² | July 2003 ² | July 2002 | June 2003 |
| Sawmills and planing mills—Continued | | | | | | | | |
| Other 2 inch White Fir lumber | | 2421-42249 | 12/80 | 123.9 | 129.1 | 126.0 | -13.5 | -2.4 |
| Western Hemlock | | 2421-4225 | 12/80 | 124.5 | 122.2 | 135.7 | -6.0 | 11.0 |
| Dimension, std. and btr | | 2421-42251 | 12/80 | 110.6 | 106.9 | 125.0 | -4.6 | 16.9 |
| Other 2 inch Western Hemlock lumber | | 2421-42259 | 12/80 | 145.0 | 145.1 | 150.8 | -7.9 | 3.9 |
| Redwood 2 inch lumber | | 2421-4226 | 12/80 | 220.8 | 233.1 | 233.6 | 15.5 | .2 |
| Other Western softwood 2 inch lumber | | 2421-4229 | 12/80 | 154.7 | 163.8 | 171.7 | -2.3 | 4.8 |
| Lumber and timbers, over 2 inch nominal thickness | | 2421-423 | 12/80 | 194.2 | 198.4 | 201.9 | 2.4 | 1.8 |
| Douglas Fir | | 2421-4231 | 12/80 | 146.5 | 149.7 | 152.3 | 2.2 | 1.7 |
| Wood chips | | 2421-5 | 12/80 | 80.4 | 80.6 | 81.2 | 1.9 | .7 |
| Short tons | | 2421-577 | 12/80 | 96.2 | 96.2 | 97.2 | 1.0 | 1.0 |
| Standard units | | 2421-578 | 12/80 | 61.8 | 62.5 | 62.5 | 4.0 | 0 |
| Softwood cut stock | | 2421-7 | 12/80 | 158.4 | 158.7 | 158.5 | -6 | -1 |
| Furniture cut stock | | 2421-711 | 04/91 | 149.2 | 149.4 | 149.2 | -6 | -1 |
| Softwood flooring, siding and other sawmill and planing mill products | | 2421-8 | 12/80 | 160.5 | 162.3 | 162.6 | 2.9 | .2 |
| Railway cross-ties and mine ties | | 2421-817 | 12/80 | 172.3 | 173.3 | 175.9 | 8.4 | 1.5 |
| Other sawmill/planing mill products | | 2421-819 | 06/95 | 105.8 | 107.7 | 107.7 | 2.0 | 0 |
| Contract/custom work | | 2421-9 | 12/80 | 154.6 | 154.6 | (³) | (³) | (³) |
| Contract drying, planing, resawing or other manufacturing of lumber owned by others | | 2421-951 | 12/86 | 139.7 | 139.7 | (³) | (³) | (³) |
| Secondary products and miscellaneous receipts | | 2421-SM | | | | | | |
| Secondary products | | 2421-S | 12/80 | 113.1 | 112.8 | 111.8 | 3.9 | -9 |
| Logging camps/contractors | | 2411-S | 12/80 | 86.1 | 83.6 | 81.5 | 1.6 | -2.5 |
| Other secondary products | | 2421-SSS | 12/80 | 139.7 | 141.4 | 141.4 | 5.1 | 0 |
| Hardwood dimension and flooring | 2426 | | 06/84 | 161.6 | 166.4 | 167.9 | 6.8 | .9 |
| Primary products | | 2426-P | 06/84 | 162.5 | 167.9 | 169.7 | 7.7 | 1.1 |
| Hardwood flooring | | 2426-1 | 06/84 | 147.8 | 159.2 | 163.3 | 17.2 | 2.6 |
| Oak | | 2426-11 | 06/91 | 144.6 | 155.8 | 161.3 | 17.7 | 3.5 |
| Oak flooring (3/4 in. 1/2 in. 3/8, T, G, EM, 5/16 in.) | | 2426-111 | 06/84 | 140.1 | 153.4 | 159.9 | 22.1 | 4.2 |
| Maple flooring, including strip, block and parquet | | 2426-131 | 06/84 | 116.4 | 116.2 | 117.3 | .9 | .9 |
| Hardwood dimension stock for furniture and industrial uses | | 2426-2 | 06/84 | 163.9 | 163.4 | 162.8 | .1 | -4 |
| Furniture dimension stock | | 2426-22 | 06/91 | 127.8 | 127.3 | 127.3 | .6 | 0 |
| Rough | | 2426-223 | 06/84 | 138.0 | 138.4 | 138.4 | -1.9 | 0 |
| Semifabricated | | 2426-227 | 06/84 | 146.1 | 142.8 | 142.8 | -1.2 | 0 |
| Completely fabricated ready for assembly, incl furniture parts, ex frames for household furn | | 2426-229 | 06/84 | 177.4 | 177.5 | 177.5 | 2.4 | 0 |
| Industrial dimension stock | | 2426-28 | | | | | | |
| Wood frames for household furniture | | 2426-6 | 06/84 | 166.7 | 166.7 | 166.8 | 1.3 | .1 |
| For seating | | 2426-611 | 06/96 | 105.0 | 105.0 | 105.0 | .4 | 0 |
| Other use | | 2426-613 | 06/96 | 142.3 | 142.3 | (³) | (³) | (³) |
| Secondary products and miscellaneous receipts | | 2426-SM | | | | | | |
| Secondary products | | 2426-S | 06/84 | 141.2 | 141.2 | 141.2 | .2 | 0 |
| Special product sawmills, n.e.c. | 2429 | | 12/85 | 222.6 | 222.8 | 222.8 | -2 | 0 |
| Primary products | | 2429-P | 12/85 | 221.7 | 221.8 | 221.8 | -4 | 0 |
| Shingles, shakes, cooperage stock and excelsior | | 2429-1 | 12/85 | 221.7 | 221.8 | 221.8 | -4 | 0 |
| Red cedar shingles and shakes | | 2429-111 | 12/85 | (³) | (³) | (³) | (³) | (³) |
| Slack & tight cooperage stock (staves & headings) | | 2429-117 | 06/94 | 103.0 | 103.1 | 103.1 | -6 | 0 |
| Millwork, veneer, plywood, and structural wood members | 243 | | 12/84 | 154.6 | 155.8 | 159.0 | 2.4 | 2.1 |
| Millwork | 2431 | | 06/83 | 165.8 | 165.5 | 166.4 | .4 | .5 |
| Primary products | | 2431-P | 06/83 | 165.8 | 165.7 | 166.4 | .5 | .4 |
| Wood window units | | 2431-1 | 06/83 | 171.1 | 172.1 | 172.0 | 2.6 | -1 |
| Double hung | | 2431-133 | 06/83 | 173.1 | 173.8 | 173.7 | 2.7 | -1 |
| Casement | | 2431-137 | 06/83 | 179.6 | 180.4 | 180.3 | 2.7 | -1 |
| All other, including single hung and skylights | | 2431-145 | 06/83 | 104.3 | 105.7 | 105.6 | 2.0 | -1 |
| Wood sash, incl. comb. screen and storm sash, and window screens, excl. window units | | 2431-2 | 06/83 | 173.5 | 169.1 | 173.0 | -6.4 | 2.3 |
| Wood window and door frames and door frames shipped in door units | | 2431-3 | 06/83 | 132.5 | 122.7 | 134.9 | -2.7 | 9.9 |
| Wood doors, int. and ext., incl. those with glazed sections and in door units ... | | 2431-4 | 06/83 | 164.2 | 164.3 | 164.3 | .2 | 0 |
| Panel type, including french doors | | 2431-41 | 06/88 | 157.8 | 157.8 | 157.8 | .8 | 0 |
| Flush type doors, hollow core | | 2431-43 | 06/88 | 126.4 | 126.4 | 126.4 | 0 | 0 |
| Flush type doors, solid core | | 2431-44 | 06/88 | 164.4 | 164.5 | 164.5 | -6 | 0 |
| Other wood doors, incl. garage, screen, storm, combination, and louver | | 2431-5 | 06/83 | 168.5 | 169.3 | 169.3 | 2.4 | 0 |
| Wood moldings (standard) except prefinished moldings made from purchased moldings | | 2431-6 | 06/83 | 154.6 | 154.4 | 155.1 | -4.2 | .5 |
| Other millwork products including stairwork and exterior millwork | | 2431-8 | 06/83 | 188.7 | 189.1 | 189.0 | 1.4 | -1 |
| Secondary products and miscellaneous receipts | | 2431-SM | | | | | | |
| Miscellaneous receipts | | 2431-M | 06/83 | 170.0 | 170.0 | 170.0 | -3 | 0 |
| Resales | | 2431-Z89 | 06/83 | 174.5 | 174.5 | 174.5 | .1 | 0 |
| Secondary products | | 2431-S | 06/83 | 158.3 | 154.9 | 160.0 | -3 | 3.3 |
| Wood kitchen cabinets | 2434 | | 06/84 | 166.9 | 168.2 | 168.2 | 2.3 | 0 |
| Primary products | | 2434-P | 06/84 | 166.9 | 168.4 | 168.4 | 2.2 | 0 |
| Wood kitchen cabinets and cabinetwork, stock line | | 2434-1 | 06/84 | 172.1 | 172.1 | 172.2 | 1.2 | .1 |

See footnotes at end of table.

Table 5. Producer price indexes for the net output of selected industries and their products, not seasonally adjusted
—Continued

| Industry and product ¹ | Industry code | Product code | Index base | Index | | | Percent change to July 2003 from: | |
|--|---------------|--------------|------------|------------------------|------------------------|------------------------|-----------------------------------|------------------|
| | | | | Mar. 2003 ² | June 2003 ² | July 2003 ² | July 2002 | June 2003 |
| Wood kitchen cabinets—Continued | | | | | | | | |
| Wood kitchen cabinets and cabinetwork, custom | | 2434-2 | 06/84 | 161.5 | 166.0 | 166.0 | 4.7 | 0.0 |
| Vanities and other cabinetwork | | 2434-3 | 06/84 | 163.3 | 162.9 | 163.0 | .9 | .1 |
| Secondary products and miscellaneous receipts | | 2434-SM | | | | | | |
| Miscellaneous receipts | | 2434-M | 12/89 | 126.2 | 126.2 | 126.2 | 0 | 0 |
| Resales | | 2434-Z89 | 12/97 | 95.7 | 95.7 | 95.7 | 0 | 0 |
| Secondary products | | 2434-S | 06/84 | 179.2 | 179.4 | 179.2 | 4.6 | -1.1 |
| Millwork | | 2431-S | 06/84 | 167.2 | 167.4 | 167.2 | 4.6 | -1.1 |
| Other secondary products | | 2434-SSS | 12/97 | 108.0 | 108.5 | 108.5 | .7 | 0 |
| Hardwood veneer and plywood | 2435 | | 06/85 | 139.5 | 138.5 | 138.2 | -3.9 | -2.2 |
| Primary products | | 2435-P | 06/85 | 142.9 | 141.8 | 141.5 | -4.1 | -2.2 |
| Hardwood plywood | | 2435-1 | 06/85 | 140.4 | 139.4 | 138.8 | -3.3 | -4.4 |
| Veneer core-type II moisture resistant | | 2435-102 | 06/96 | 101.1 | 100.2 | 99.7 | -3.4 | -5.5 |
| Other veneer core (type I & III) | | 2435-104 | 06/96 | 93.8 | 93.8 | 93.8 | -5.6 | 0 |
| Board Core | | 2435-105 | 06/96 | 103.0 | 102.5 | 102.0 | -2.2 | -5.5 |
| Hardwood plywood type products | | 2435-3 | 06/85 | 152.0 | 152.0 | 152.0 | 0 | 0 |
| Hardwood veneered panels | | 2435-331 | 06/85 | 152.2 | (³) | 152.2 | 0 | (³) |
| Other hardwood plywood type products, including cellular panels, curved and mold | | 2435-398 | 06/85 | 155.1 | 155.1 | 155.1 | 0 | 0 |
| Hardwood veneer, not reinforced or backed | | 2435-4 | 06/85 | 131.3 | 129.8 | 129.9 | -6.1 | .1 |
| Maple | | 2435-417 | 06/91 | 169.3 | 170.2 | 170.2 | -5.4 | 0 |
| Oak | | 2435-419 | 06/85 | 125.9 | 122.4 | 122.1 | -9.7 | -2.2 |
| Other hardwoods (domestic and imported) | | 2435-429 | 06/85 | 130.6 | 130.8 | 130.8 | -1.1 | 0 |
| Secondary products and miscellaneous receipts | | 2435-SM | | | | | | |
| Secondary products | | 2435-S | 06/91 | 118.3 | 118.3 | 118.3 | -1.3 | 0 |
| Softwood plywood | 2436 | | 12/80 | 127.2 | 131.9 | 148.9 | 14.2 | 12.9 |
| Primary products | | 2436-P | 12/80 | 127.8 | 132.9 | 151.4 | 16.5 | 13.9 |
| Specialty softwood plywood | | 2436-3 | 12/80 | 142.7 | 144.7 | 145.0 | -3.7 | .2 |
| Other plywood specialties, including softwood plywood type products | | 2436-31 | 06/95 | 88.0 | 92.0 | 92.7 | -1.0 | .8 |
| Softwood veneer | | 2436-4 | 12/80 | 131.9 | 123.3 | 125.4 | -2 | 1.7 |
| Softwood plywood sheathing | | 2436-5 | 12/80 | 124.7 | 133.2 | 159.3 | 24.6 | 19.6 |
| Western, Inland & other Non-southern sheathing | | 2436-51 | 12/80 | 126.3 | 133.0 | 160.7 | 22.4 | 20.8 |
| Western, Inland & Non-southern interior sheathing | | 2436-511 | 12/80 | 125.4 | 132.2 | 162.5 | 24.5 | 22.9 |
| Southern sheathing | | 2436-52 | 06/95 | 90.3 | 97.9 | 115.8 | 26.8 | 18.3 |
| Southern interior sheathing | | 2436-521 | 12/80 | 109.8 | 119.1 | 140.9 | 26.8 | 18.3 |
| Southern CDX, interior | | 2436-5211 | 12/80 | 126.2 | 136.3 | 162.9 | 27.7 | 19.5 |
| Other Southern, interior | | 2436-5212 | 06/95 | 91.9 | 100.4 | 116.8 | 25.3 | 16.3 |
| Sanded softwood plywood | | 2436-6 | 12/80 | 129.9 | 135.0 | 148.1 | 11.4 | 9.7 |
| Western, Inland & Non-southern sanded | | 2436-61 | 06/95 | 89.4 | 94.4 | 98.2 | .8 | 4.0 |
| Western, Inland & Non-southern sanded, exterior | | 2436-611 | 12/80 | 137.6 | 145.2 | 151.1 | .5 | 4.1 |
| Western, Inland & Non-southern A-C, exterior | | 2436-6111 | 06/95 | 89.7 | 94.6 | 98.5 | .5 | 4.1 |
| Western, Inland & Non-southern sanded, interior | | 2436-612 | 06/95 | 84.0 | (³) | (³) | (³) | (³) |
| Southern sanded | | 2436-62 | 06/95 | 78.7 | 80.3 | 93.4 | 24.9 | 16.3 |
| Southern sanded, exterior | | 2436-622 | 12/80 | 138.0 | 130.1 | 132.5 | 9.0 | 1.8 |
| Secondary products and miscellaneous receipts | | 2436-SM | | | | | | |
| Secondary products | | 2436-S | 12/80 | 108.8 | 112.3 | 122.4 | 3.1 | 9.0 |
| Sawmill & planing mills | | 2421-S | 06/95 | 71.4 | 73.7 | 80.3 | 3.1 | 9.0 |
| Structural wood members, n.e.c. | 2439 | | 06/81 | 156.7 | 158.4 | 159.7 | .3 | .8 |
| Primary products | | 2439-P | 06/81 | 156.2 | 158.2 | 159.6 | .4 | .9 |
| Glued laminated lumber | | 2439-131 | 06/81 | 126.7 | 130.7 | 121.0 | -3.9 | -7.4 |
| Roof trusses | | 2439-151 | 06/81 | 157.0 | 158.9 | 162.5 | 1.3 | 2.3 |
| Other fabricated structural wood products | | 2439-198 | 06/81 | 198.2 | 200.0 | 201.0 | -.3 | .5 |
| Floor trusses, incl I-beam floor joists | | 2439-19815 | 06/81 | 207.1 | 209.2 | 212.2 | -.2 | 1.4 |
| Other fabricated structural wood products, except floor trusses | | 2439-19825 | 06/81 | 186.2 | 187.7 | 184.8 | -6 | -1.5 |
| Secondary products and miscellaneous receipts | | 2439-SM | | | | | | |
| Miscellaneous receipts | | 2439-M | | | | | | |
| Resales | | 2439-Z89 | 12/93 | 90.4 | 90.0 | 90.0 | -.4 | 0 |
| Wood containers | 244 | | 06/85 | 156.8 | 157.9 | 158.0 | 2.4 | .1 |
| Nailed wood boxes and shook | 2441 | | 06/85 | 140.2 | 141.2 | 141.7 | 2.3 | .4 |
| Primary products | | 2441-P | 06/85 | 133.5 | 134.5 | 135.1 | 2.4 | .4 |
| Nailed or lock-corner wooden boxes | | 2441-1 | 06/85 | 126.3 | 127.2 | 127.2 | 1.1 | 0 |
| Made from lumber for industrial and other uses | | 2441-151 | 06/85 | 131.8 | 133.4 | 133.4 | 1.0 | 0 |
| Made from veneer and plywood for fruits, vegetables, and industrial and other uses | | 2441-165 | 06/85 | 140.5 | 140.8 | 140.8 | 1.7 | 0 |
| Secondary products and miscellaneous receipts | | 2441-SM | | | | | | |
| Secondary products | | 2441-S | 06/85 | 134.5 | 134.5 | 134.9 | 2.0 | .3 |
| Wood pallets and skids | 2448 | | 06/85 | 158.1 | 159.2 | 159.2 | 2.6 | 0 |
| Primary products | | 2448-P | 06/85 | 153.2 | 154.3 | 154.4 | 2.9 | .1 |
| Pallets, wooden, flat | | 2448-162 | 06/85 | 157.3 | 158.5 | 158.5 | 3.0 | 0 |
| Wooden skids | | 2448-165 | 06/85 | 127.9 | 127.9 | 127.9 | 0 | 0 |
| Secondary products and miscellaneous receipts | | 2448-SM | | | | | | |

See footnotes at end of table.

Table 5. Producer price indexes for the net output of selected industries and their products, not seasonally adjusted
—Continued

| Industry and product ¹ | Industry code | Product code | Index base | Index | | | Percent change to July 2003 from: | |
|--|---------------|--------------|------------|------------------------|------------------------|------------------------|-----------------------------------|------------------|
| | | | | Mar. 2003 ² | June 2003 ² | July 2003 ² | July 2002 | June 2003 |
| Wood pallets and skids—Continued | | | | | | | | |
| Secondary products | | 2448-S | 06/85 | 198.3 | 197.9 | 198.3 | 0.6 | 0.2 |
| Wood containers, n.e.c. | 2449 | | 12/85 | 173.9 | 175.3 | 174.8 | .9 | -.3 |
| Primary products | | 2449-P | 12/85 | 171.2 | 172.6 | 172.1 | .8 | -.3 |
| Wirebound boxes made from lumber, veneer, and plywood | | 2449-1 | 12/85 | 158.1 | 160.0 | 158.6 | 1.2 | -.9 |
| Made from veneer and plywood | | 2449-112 | 12/85 | 152.7 | 153.1 | 153.0 | .8 | -.1 |
| For fruits and vegetables | | 2449-11211 | 12/85 | 136.2 | 136.2 | 136.2 | 0 | 0 |
| Veneer and plywood containers, except boxes and crates | | 2449-3 | 12/85 | 216.8 | 223.0 | 223.0 | 2.9 | 0 |
| Containers incl. pails, drums, tubs, fruit and vegetable baskets, and hampers, etc. | | 2449-312 | 12/85 | 216.8 | 223.0 | 223.0 | 2.9 | 0 |
| Slack and tight cooperage | | 2449-5 | 12/85 | 174.7 | 174.7 | 174.7 | 0 | 0 |
| Tight cooperage(hogsheads, barrels, & kegs for bourbon and other whiskey) | | 2449-513 | 12/85 | 173.5 | 173.5 | (³) | (³) | (³) |
| Wood buildings and mobile homes | 245 | | 12/84 | 173.0 | 175.2 | 175.5 | 1.7 | .2 |
| Mobile homes | 2451 | | 06/81 | 172.9 | 175.0 | 175.3 | 1.3 | .2 |
| Primary products | | 2451-P | 06/81 | 172.9 | 175.0 | 175.3 | 1.3 | .2 |
| Mobile homes, residential | | 2451-1 | 06/81 | 175.0 | 177.1 | 177.4 | 1.3 | .2 |
| Single section | | 2451-13 | 06/81 | 174.7 | 177.1 | 177.6 | 1.0 | .3 |
| 14ft and over | | 2451-1344 | 06/81 | 191.5 | 193.3 | 193.8 | .9 | .3 |
| Multi-section | | 2451-14 | 06/81 | 182.4 | 184.4 | 184.5 | 1.5 | .1 |
| Doublewide | | 2451-141 | 06/81 | 182.3 | 184.4 | 184.5 | 1.7 | .1 |
| Prefabricated wood buildings and components | 2452 | | 12/84 | 191.0 | 194.1 | 194.3 | 3.0 | .1 |
| Primary products | | 2452-P | 12/84 | 187.8 | 191.2 | 191.3 | 3.0 | .1 |
| Components not sold as complete units | | 2452-1 | 12/89 | 169.2 | 184.5 | 186.7 | 11.0 | 1.2 |
| Precut packages sold as complete units (residential and nonresidential) | | 2452-2 | 12/84 | 225.1 | 228.4 | 228.4 | 4.1 | 0 |
| Panelized buildings sold as complete units | | 2452-3 | 12/84 | 177.3 | 177.4 | 177.4 | .9 | 0 |
| Modular buildings shipped with floors and walls, and usually ceilings and roofs | | 2452-4 | 12/84 | 166.1 | 168.5 | 168.5 | 2.1 | 0 |
| Residential | | 2452-444 | 12/84 | 163.7 | 166.7 | 166.6 | 2.3 | -.1 |
| Nonresidential, including motels and hotels | | 2452-447 | 12/84 | 171.0 | 172.0 | (³) | (³) | (³) |
| Secondary products and miscellaneous receipts | | 2452-SM | | | | | | |
| Miscellaneous receipts | | 2452-M | 06/98 | 114.7 | 114.7 | (³) | (³) | (³) |
| Contract work and other miscellaneous receipts | | 2452-XY9 | 06/98 | (³) | (³) | (³) | (³) | (³) |
| Secondary products | | 2452-S | 08/92 | 187.5 | 185.9 | (³) | (³) | (³) |
| Miscellaneous wood products | 249 | | 12/84 | 147.0 | 151.9 | 160.4 | 9.3 | 5.6 |
| Wood preserving | 2491 | | 06/85 | 150.1 | 149.7 | 153.3 | -.1 | 2.4 |
| Primary products | | 2491-P | 06/85 | 148.6 | 148.5 | 152.6 | -.3 | 2.8 |
| Wood poles, piles and posts owned and treated by the same establishment ... | | 2491-2 | 06/85 | 176.6 | 176.0 | 176.3 | -.3 | .2 |
| Other wood products owned and treated by the same establishment | | 2491-3 | 06/85 | 137.4 | 137.4 | 142.3 | -.2 | 3.6 |
| Railway crossties and mine ties, except switch or bridge | | 2491-311 | 06/85 | 175.2 | 178.3 | 179.6 | 6.2 | .7 |
| Lumber rough and dressed, not edged, treated | | 2491-313 | 06/85 | 122.7 | 121.9 | 126.9 | -1.3 | 4.1 |
| Other wood treated products including plywood, wood fence pickets, paling, rails | | 2491-319 | 06/85 | 156.4 | 162.0 | 165.3 | 2.9 | 2.0 |
| Secondary products and miscellaneous receipts | | 2491-SM | | | | | | |
| Miscellaneous receipts | | 2491-M | 06/85 | 161.2 | 156.4 | 151.5 | -.8 | -3.1 |
| Resales | | 2491-Z89 | 06/85 | 153.3 | 148.7 | 144.0 | -.8 | -3.2 |
| Secondary products | | 2491-S | 06/85 | 192.4 | 190.9 | 191.6 | 4.0 | .4 |
| Reconstituted Wood Products | 2493 | | 06/91 | 115.9 | 127.0 | 142.9 | 26.5 | 12.5 |
| Primary products | | 2493-P | 06/91 | 116.5 | 128.2 | 145.0 | 28.0 | 13.1 |
| Particleboard, produced at this location | | 2493-1 | 12/82 | 127.2 | 132.7 | 134.2 | -.3 | 1.1 |
| Waferboard and oriented strand board | | 2493-2 | 12/82 | 141.0 | 178.3 | 242.4 | 103.2 | 36.0 |
| Medium density fiberboard | | 2493-3 | 06/84 | 101.7 | 104.7 | 103.9 | .7 | -.8 |
| Hardboard products made from hardboard produced at this location | | 2493-4 | 06/84 | 114.8 | 115.9 | 114.4 | -.3 | -1.3 |
| Fiberboard | | 2493-5 | 12/85 | 144.7 | 159.9 | 159.9 | 8.3 | 0 |
| Hardboard products made from purchased hardboard | | 2493-6 | 09/84 | 128.1 | 128.1 | 128.1 | -.7 | 0 |
| Prefinished particleboard and medium density fiberboard made from purchased mate | | 2493-7 | 06/91 | 114.8 | 114.8 | 115.4 | -.6 | .5 |
| Secondary products and miscellaneous receipts | | 2493-SM | | | | | | |
| Wood products, n.e.c. | 2499 | | 06/84 | 154.2 | 154.4 | 155.7 | .8 | .8 |
| Primary products | | 2499-P | 06/84 | 153.2 | 153.4 | 154.8 | .8 | .9 |
| Mirror and picture frames | | 2499-1 | 06/84 | 175.3 | 175.3 | 175.3 | -.9 | 0 |
| Miscellaneous wood products | | 2499-4 | 06/02 | 100.1 | 100.3 | 101.6 | 1.6 | 1.3 |
| Secondary products and miscellaneous receipts | | 2499-SM | | | | | | |
| Miscellaneous receipts | | 2499-M | 06/84 | 196.0 | 196.0 | 196.0 | .1 | 0 |
| Secondary products | | 2499-S | 06/84 | 144.1 | 146.1 | 145.9 | 1.1 | -.1 |
| Furniture and fixtures | 25 | | 12/84 | 147.2 | 147.5 | 147.5 | .6 | 0 |
| Household furniture | 251 | | 12/84 | 147.1 | 146.9 | 147.1 | .3 | .1 |

See footnotes at end of table.

Table 5. Producer price indexes for the net output of selected industries and their products, not seasonally adjusted
—Continued

| Industry and product ¹ | Industry code | Product code | Index base | Index | | | Percent change to July 2003 from: | |
|---|---------------|--------------|------------|------------------------|------------------------|------------------------|-----------------------------------|------------------|
| | | | | Mar. 2003 ² | June 2003 ² | July 2003 ² | July 2002 | June 2003 |
| Wood household furniture, except upholstered | 2511 | | 12/79 | 212.8 | 212.4 | 212.5 | 0.0 | 0.0 |
| Primary products | | 2511-P | 12/79 | 217.8 | 217.8 | 217.9 | .4 | 0 |
| Wood living room, library, family room and den furniture | | 2511-2 | 12/79 | 219.3 | 219.0 | 218.9 | .1 | 0 |
| Chairs, except dining room (including rockers) | | 2511-231 | 12/79 | 196.3 | (³) | (³) | (³) | (³) |
| Tables, except card and telephone tables | | 2511-241 | 12/79 | 229.0 | 228.2 | 228.7 | .7 | .2 |
| Desks | | 2511-251 | 12/79 | 225.7 | 225.7 | 225.7 | 0 | 0 |
| Other nonupholstered living room furniture | | 2511-298 | 12/79 | 189.0 | 189.0 | 189.1 | .1 | .1 |
| Wall units (desk, bookcase, and storage type) | | 2511-29811 | 06/94 | 113.2 | 113.2 | 113.2 | 0 | 0 |
| All other living room furniture | | 2511-29899 | 06/94 | 120.5 | 120.5 | 120.5 | .2 | 0 |
| Wood dining room and kitchen furniture, except cabinets | | 2511-3 | 12/79 | 243.3 | 243.6 | 243.6 | .5 | 0 |
| Tables, dining room, 30 x 40 inches and greater | | 2511-311 | 12/79 | 246.2 | 246.6 | 246.6 | .4 | 0 |
| Dining room chairs, incl. upholstered and nonupholstered | | 2511-331 | 12/79 | 249.5 | 249.7 | 249.7 | .3 | 0 |
| Buffets and servers, dining room | | 2511-351 | 12/79 | 287.3 | 287.3 | 287.3 | .3 | 0 |
| China and corner cabinets, dining room | | 2511-371 | 12/79 | 225.8 | 225.8 | 225.8 | 1.8 | 0 |
| Other dining room and kitchen furniture | | 2511-398 | 12/79 | 152.0 | 152.0 | 152.0 | 0 | 0 |
| Wood bedroom furniture | | 2511-5 | 12/79 | 217.4 | 217.6 | 217.9 | 1.6 | .1 |
| Beds, headboards and footboards | | 2511-5A | 12/79 | 228.8 | 228.8 | 230.1 | 4.2 | .6 |
| Beds, incl. bunk and water beds, excl. crib and headboard beds | | 2511-511 | 12/79 | 238.7 | 238.4 | 241.4 | 1.7 | 1.3 |
| Headboards and headboard sets | | 2511-513 | 12/79 | 220.9 | 221.1 | 221.1 | 6.6 | 0 |
| Dressers, vanities and dressing tables | | 2511-521 | 12/79 | 214.6 | 214.7 | 214.7 | .7 | 0 |
| Wardrobes, chifforobes, armoires, & wardrobe-type cabinets | | 2511-533 | 12/79 | 223.4 | 224.3 | 224.5 | 1.7 | .1 |
| Chests of drawers, including cedar chests | | 2511-535 | 12/79 | 218.5 | 218.9 | 218.7 | .1 | -.1 |
| Night tables and stands | | 2511-561 | 12/79 | 249.9 | 249.9 | 249.8 | .4 | 0 |
| Other nonupholstered bedroom furniture | | 2511-598 | 12/79 | 167.8 | 167.8 | 167.8 | 0 | 0 |
| Unpainted, unassembled, knock-down, and outdoor furniture | | 2511-7 | 12/79 | 166.6 | 166.6 | 166.6 | -2.2 | 0 |
| Unpainted wood furniture | | 2511-741 | 12/79 | 227.8 | 227.8 | (³) | (³) | (³) |
| Unassembled, knock-down, and outdoor furniture | | 2511-751 | 06/87 | 119.3 | 119.4 | 119.4 | -2.5 | 0 |
| Secondary products and miscellaneous receipts | | 2511-SM | | | | | | |
| Miscellaneous receipts | | 2511-M | 12/79 | 147.8 | 142.5 | 142.5 | -6.6 | 0 |
| Resales | | 2511-Z89 | 12/79 | 144.5 | 139.2 | 139.2 | -6.9 | 0 |
| Secondary products | | 2511-S | 12/79 | 189.2 | 189.2 | 189.2 | -.2 | 0 |
| Upholstered wood household furniture | 2512 | | 06/82 | 148.7 | 148.7 | 148.9 | .9 | .1 |
| Primary products | | 2512-P | 06/82 | 150.8 | 151.1 | 151.3 | 1.0 | .1 |
| Upholstered wood household furniture | | 2512-1 | 06/82 | 150.8 | 151.1 | 151.3 | 1.0 | .1 |
| Sofas, davenports, settees, and loveseats | | 2512-112 | 06/82 | 149.6 | 149.9 | 150.1 | 1.0 | .1 |
| Chiefly cotton | | 2512-11232 | 06/82 | 156.2 | 156.4 | 156.5 | 1.0 | .1 |
| Chiefly rayon | | 2512-11233 | 06/82 | 159.6 | 159.6 | 159.6 | -.5 | 0 |
| Chiefly olefin | | 2512-11234 | 06/82 | 142.1 | 142.7 | 142.6 | 1.0 | -.1 |
| Chiefly nylon | | 2512-11235 | 06/82 | 148.0 | 148.0 | 150.1 | 2.9 | 1.4 |
| Chiefly polyester | | 2512-11236 | 06/82 | 140.2 | 141.0 | 141.0 | .1 | 0 |
| Other fibers and blends, including coated fabric and vinyl | | 2512-11237 | 06/82 | 144.0 | 144.0 | 143.0 | .3 | -.7 |
| Chairs, except reclining and rockers | | 2512-132 | 06/82 | 161.9 | 162.3 | 162.9 | 1.7 | .4 |
| Chiefly cotton | | 2512-13242 | 06/82 | 153.5 | 151.0 | 151.5 | -.2 | .3 |
| Chiefly rayon | | 2512-13243 | 06/82 | 174.5 | 177.6 | 177.6 | 8.8 | 0 |
| Chiefly olefin | | 2512-13244 | 06/82 | 145.1 | 146.0 | 147.8 | -1.3 | 1.2 |
| Other fibers and blends, including coated fabric and vinyl | | 2512-13245 | 06/82 | 175.8 | 176.3 | 176.2 | 2.2 | -.1 |
| Sectional sofa pieces | | 2512-141 | 12/87 | 158.2 | 158.2 | 158.2 | .4 | 0 |
| Rockers, including swivel | | 2512-145 | 06/82 | 121.0 | 122.4 | 122.0 | 1.0 | -.3 |
| Reclining chairs | | 2512-154 | 06/82 | 136.4 | 137.1 | 136.9 | 1.2 | -.1 |
| Other upholstered wood household furniture (ottomans, hassocks, etc) | | 2512-198 | 06/82 | 180.7 | 178.9 | 178.9 | -1.2 | 0 |
| Secondary products and miscellaneous receipts | | 2512-SM | | | | | | |
| Secondary products | | 2512-S | 06/82 | 124.1 | 118.7 | 118.7 | -4.0 | 0 |
| Metal household furniture | 2514 | | 06/84 | 134.4 | 133.9 | 134.6 | .2 | .5 |
| Primary products | | 2514-P | 06/84 | 134.8 | 134.8 | 134.8 | -.6 | 0 |
| Metal household dining, dinette, breakfast & kitchen furniture | | 2514-1 | 06/84 | 143.5 | 143.5 | 143.5 | .8 | 0 |
| Metal porch, lawn, outdoor and casual furniture | | 2514-3 | 06/84 | 156.9 | 156.9 | 156.9 | -.6 | 0 |
| Tubular aluminum | | 2514-31 | 06/84 | 165.2 | 165.2 | 165.2 | -.4 | 0 |
| Cast and wrought iron | | 2514-32 | 06/84 | 131.0 | 131.0 | 131.0 | -2.2 | 0 |
| Other metal porch, lawn, outdoor and casual furniture, including picnic tables | | 2514-33 | 06/84 | 157.7 | 157.7 | 157.7 | 1.5 | 0 |
| Other metal household furniture | | 2514-4 | 06/84 | 113.9 | 113.9 | 113.9 | -1.1 | 0 |
| Metal bed frames | | 2514-437 | 06/84 | 121.6 | 121.6 | 121.6 | .2 | 0 |
| Other metal household furniture (including upholstered furniture, metal folding | | 2514-498 | 06/84 | 114.0 | 114.0 | 114.0 | -1.7 | 0 |
| Secondary products and miscellaneous receipts | | 2514-SM | | | | | | |
| Secondary products | | 2514-S | 06/84 | 142.8 | 142.8 | 142.8 | 4.6 | 0 |
| Mattresses and bedsprings | 2515 | | 06/83 | 140.0 | 140.1 | 140.1 | .1 | 0 |
| Primary products | | 2515-P | 06/83 | 139.8 | 140.0 | 139.9 | -.1 | -.1 |
| Innerspring mattress and foundation sets excl. crib size | | 2515-A | 12/95 | 103.8 | 103.9 | 103.8 | -.1 | -.1 |
| Twin innerspring mattress and foundation set, excl. crib size | | 2515-411 | 12/95 | 104.1 | 104.0 | 104.1 | -.1 | .1 |
| Twin innerspring mattress and spring foundation set | | 2515-4111 | 12/95 | 103.6 | 103.5 | 103.6 | 0 | .1 |
| Twin innerspring mattress and other foundation set incl. foam and platform | | 2515-4115 | 12/95 | 106.1 | 106.1 | 106.1 | -.4 | 0 |
| Full innerspring mattress and foundation sets, excl. crib size | | 2515-42 | 12/95 | 105.7 | 106.2 | 105.7 | -.1 | -.5 |

See footnotes at end of table.

Table 5. Producer price indexes for the net output of selected industries and their products, not seasonally adjusted
—Continued

| Industry and product ¹ | Industry code | Product code | Index base | Index | | | Percent change to July 2003 from: | |
|---|---------------|--------------|------------|------------------------|------------------------|------------------------|-----------------------------------|------------------|
| | | | | Mar. 2003 ² | June 2003 ² | July 2003 ² | July 2002 | June 2003 |
| Mattresses and bedsprings—Continued | | | | | | | | |
| Full innerspring mattress and spring foundation set | | 2515-4211 | 12/95 | 105.1 | 105.5 | 105.1 | -0.8 | -0.4 |
| Full innerspring mattress and other foundation incl. foam and platform | | 2515-4222 | 12/95 | 108.2 | 108.7 | 108.2 | 2.8 | -.5 |
| Queen innerspring mattress and foundation sets excl. crib size | | 2515-43 | 12/95 | 103.8 | 103.9 | 103.8 | .4 | -.1 |
| Queen innerspring mattress and spring foundation set | | 2515-4311 | 12/95 | 103.4 | 103.5 | 103.4 | .6 | -.1 |
| Queen innerspring mattress and other foundation set incl. foam and platform | | 2515-4322 | 12/95 | 105.3 | 105.3 | 105.3 | 0 | 0 |
| King innerspring mattress and foundation sets, excl. crib size | | 2515-44 | 12/95 | 100.0 | 100.0 | 100.7 | -.1 | .7 |
| King innerspring mattress and spring foundation set | | 2515-441 | 12/95 | 98.3 | 98.3 | 99.3 | -1.3 | 1.0 |
| King innerspring mattress and other foundation set incl. foam and platform | | 2515-442 | 12/95 | 106.1 | 106.1 | 106.1 | 4.6 | 0 |
| Other innerspring mattress and foundation sets, excl. crib size | | 2515-45 | 12/95 | 99.5 | 99.6 | 99.6 | -1.5 | 0 |
| Other innerspring mattress and spring foundation set | | 2515-451 | 12/95 | 97.5 | 97.7 | 97.7 | -2.0 | 0 |
| Other mattresses, incl. crib mattresses and mattress inserts | | 2515-71 | 06/83 | 160.3 | 160.3 | 160.3 | 0 | 0 |
| Mattress inserts for dual purpose sleep furniture | | 2515-7161 | 06/89 | 98.8 | (³) | (³) | (³) | (³) |
| Secondary products and miscellaneous receipts | | 2515-SM | | | | | | |
| Secondary products | | 2515-S | 06/83 | 155.8 | 155.8 | 155.8 | 4.3 | 0 |
| Wood television, radio, phonograph and sewing machine cabinets | 2517 | | 12/85 | 127.2 | (³) | (³) | (³) | (³) |
| Primary products | | 2517-P | 12/85 | 127.6 | (³) | (³) | (³) | (³) |
| Household furniture, n.e.c. | 2519 | | 12/85 | 113.6 | 113.6 | 113.4 | -.2 | -.2 |
| Primary products | | 2519-P | 12/85 | 112.6 | 112.6 | 112.3 | -.3 | -.3 |
| Household furniture, except wood and metal | | 2519-1 | 12/85 | 112.6 | 112.6 | 112.3 | (³) | -.3 |
| Plastics and fibrous glass household furniture | | 2519-11 | 06/91 | 100.1 | 100.1 | 99.8 | -.3 | -.3 |
| Reed, rattan, willow, wicker, cane and other similar household furniture | | 2519-14 | 12/02 | 100.4 | 100.4 | 100.4 | (³) | 0 |
| Miscellaneous receipts | | 2519-M | 12/02 | 100.0 | (³) | (³) | (³) | (³) |
| Office furniture | 252 | | 12/84 | 150.7 | 151.4 | 150.8 | 1.1 | -.4 |
| Wood office furniture | 2521 | | 06/85 | 153.7 | 154.0 | 153.8 | 1.6 | -.1 |
| Primary products | | 2521-P | 06/85 | 154.8 | 155.1 | 154.9 | 1.8 | -.1 |
| Wood office seating | | 2521-313 | 06/98 | 110.7 | 110.9 | 110.7 | 1.1 | -.2 |
| Desks and extensions | | 2521-331 | 06/85 | 165.4 | 165.6 | 165.8 | 1.3 | .1 |
| Wood storage units, files and tables | | 2521-341 | 06/98 | 109.4 | 109.7 | 109.4 | 1.5 | -.3 |
| Wood systems furniture and all other office furniture | | 2521-351 | 06/98 | 107.4 | 107.6 | 107.4 | 3.2 | -.2 |
| Secondary products and miscellaneous receipts | | 2521-SM | | | | | | |
| Secondary products | | 2521-S | 06/85 | 126.4 | 126.4 | 126.4 | -1.2 | 0 |
| Secondary products | | 2521-SSS | 06/85 | 128.1 | 128.1 | 128.1 | -1.5 | 0 |
| Office furniture, except wood | | 2522-S | 06/98 | 105.0 | 105.0 | 105.0 | -.8 | 0 |
| Nonwood office furniture | 2522 | | 12/79 | 201.0 | 202.1 | 201.0 | .9 | -.5 |
| Primary products | | 2522-P | 12/79 | 203.0 | 204.3 | 203.0 | .6 | -.6 |
| Office seating | | 2522-1 | 12/79 | 193.0 | 193.0 | 193.0 | -.2 | 0 |
| Chairs | | 2522-11 | 12/87 | 130.8 | 130.8 | 130.8 | -.2 | 0 |
| Side and arm chairs | | 2522-112 | 12/87 | 131.0 | (³) | (³) | (³) | (³) |
| General office and desk chairs, except secretarial | | 2522-114 | 12/87 | 133.7 | 133.7 | 133.7 | 1.2 | 0 |
| Desks and extensions | | 2522-2 | 12/79 | 221.2 | (³) | 221.2 | 3.1 | (³) |
| Desks | | 2522-224 | 12/87 | 150.7 | (³) | (³) | (³) | (³) |
| Storage units, files and tables | | 2522-5 | 06/95 | 111.4 | 111.4 | 111.4 | 2.4 | 0 |
| Storage units | | 2522-51 | 06/95 | 111.5 | 111.5 | 111.5 | 3.5 | 0 |
| Bookcases and other storage units | | 2522-512 | 06/95 | 112.8 | 112.8 | 112.8 | 4.4 | 0 |
| Filing cabinets and cases | | 2522-52 | 12/79 | 194.4 | 194.4 | 194.4 | 2.5 | 0 |
| Vertical files, letter and legal | | 2522-521 | 12/79 | 206.3 | 206.3 | 206.3 | 3.8 | 0 |
| Horizontal or lateral files, letter and legal | | 2522-522 | 12/79 | 158.3 | 158.3 | 158.3 | 3.4 | 0 |
| All other files | | 2522-524 | 12/87 | 142.8 | 142.8 | 142.8 | 3.4 | 0 |
| Tables | | 2522-53 | 06/95 | 113.5 | 113.5 | 113.5 | 1.5 | 0 |
| Work or conference tables | | 2522-531 | 06/95 | (³) | (³) | (³) | (³) | (³) |
| All other tables | | 2522-532 | 02/96 | 112.3 | 112.3 | 112.3 | 2.5 | 0 |
| Other nonwood office furniture | | 2522-6 | 12/79 | 209.3 | 212.2 | 209.3 | -.3 | -1.4 |
| Systems furniture | | 2522-61 | 12/87 | 145.5 | 147.4 | 145.3 | -.5 | -1.4 |
| Modular systems furniture | | 2522-611 | 12/79 | 140.9 | (³) | (³) | (³) | (³) |
| Panel systems furniture | | 2522-612 | 12/87 | 152.4 | 155.1 | 152.1 | .5 | -1.9 |
| Miscellaneous, nonwood office furniture | | 2522-621 | 12/79 | 222.9 | (³) | (³) | (³) | (³) |
| Secondary products and miscellaneous receipts | | 2522-SM | | | | | | |
| Secondary products | | 2522-S | 12/79 | 195.0 | 195.0 | 195.0 | 4.3 | 0 |
| Public building and related furniture | 253 | | 12/84 | 138.6 | 139.4 | 139.4 | .1 | 0 |
| Public building and related furniture | 2531 | | 12/84 | 138.6 | 139.4 | 139.5 | .1 | .1 |
| Primary products | | 2531-P | 12/84 | 143.2 | 144.1 | 144.3 | -.1 | .1 |
| School furniture, except stone, concrete, and library furniture | | 2531-1 | 12/84 | 148.0 | 156.2 | 154.7 | 1.3 | -1.0 |
| Public building and related furniture, except school and restaurant | | 2531-2 | 12/84 | 145.0 | 145.3 | 145.7 | -.2 | .3 |
| Seats for public conveyances | | 2531-213 | 12/01 | 98.3 | 98.7 | 98.6 | -.9 | -.1 |
| All other public building and related furniture n.e.c. | | 2531-281 | 12/01 | 104.6 | 103.9 | 106.2 | 4.4 | 2.2 |
| Secondary products and miscellaneous receipts | | 2531-SM | | | | | | |
| Miscellaneous receipts | | 2531-M | 12/01 | 109.7 | 109.8 | 107.3 | 5.0 | -2.3 |

See footnotes at end of table.

Table 5. Producer price indexes for the net output of selected industries and their products, not seasonally adjusted
—Continued

| Industry and product ¹ | Industry code | Product code | Index base | Index | | | Percent change to July 2003 from: | |
|--|---------------|--------------|------------|------------------------|------------------------|------------------------|-----------------------------------|------------------|
| | | | | Mar. 2003 ² | June 2003 ² | July 2003 ² | July 2002 | June 2003 |
| Public building and related furniture—Continued | | | | | | | | |
| Miscellaneous receipts incl. contract work and resales | | 2531-MM | 12/01 | 109.7 | 109.8 | 107.3 | 5.0 | -2.3 |
| Secondary products | | 2531-S | 12/84 | 109.8 | 109.8 | 109.8 | .7 | 0 |
| Partitions, shelving, lockers, and office and store fixtures | 254 | | 12/84 | 147.9 | 148.7 | 148.8 | 1.0 | .1 |
| Wood partitions and fixtures | 2541 | | 12/83 | 164.8 | 165.7 | 165.7 | 1.1 | 0 |
| Primary products | | 2541-P | 12/83 | 166.9 | 167.9 | 167.9 | 1.2 | 0 |
| Wood partitions, shelving, and lockers | | 2541-1 | 12/83 | 143.2 | 144.0 | 144.0 | 1.4 | 0 |
| Plastic laminated fixture tops | | 2541-2 | 12/83 | 158.3 | 159.0 | 159.1 | .1 | .1 |
| Wood fixtures for stores, banks, offices, etc. | | 2541-3 | 12/83 | 172.4 | 173.5 | 173.5 | 1.6 | 0 |
| Retail store fixtures, except food store: custom | | 2541-33A | 12/83 | 176.6 | 179.1 | 179.0 | 1.8 | -1.1 |
| All other fixtures and displays | | 2541-331 | 06/97 | 110.3 | 111.5 | 111.4 | 1.4 | -1.1 |
| Walls and wall fixtures | | 2541-332 | 08/84 | 141.9 | 145.1 | 145.1 | 2.7 | 0 |
| Retail store fixtures, except food store: manufacturers' standard | | 2541-337 | 12/83 | 199.5 | 199.5 | 199.5 | 0 | 0 |
| Retail food store fixtures | | 2541-338 | 06/88 | 107.9 | 107.9 | (³) | (³) | (³) |
| All other wood fixtures | | 2541-399 | 06/97 | 104.2 | 104.0 | 104.2 | 2.5 | .2 |
| Secondary products and miscellaneous receipts | | 2541-SM | | | | | | |
| Miscellaneous receipts | | 2541-M | 01/84 | 142.5 | 142.5 | 142.5 | 0 | 0 |
| Contract work and other miscellaneous receipts | | 2541-XY9 | 06/97 | 111.9 | 111.9 | 111.9 | 0 | 0 |
| Secondary products | | 2541-S | 12/83 | 157.5 | 157.8 | 158.0 | -1.4 | .1 |
| Partitions and fixtures, except wood | 2542 | | 12/83 | 145.7 | 146.6 | 146.6 | 1.0 | 0 |
| Primary products | | 2542-P | 12/83 | 141.0 | 141.7 | 141.7 | .8 | 0 |
| Partitions | | 2542-1 | 12/83 | 152.8 | (³) | (³) | (³) | (³) |
| Shelving and lockers | | 2542-2 | 12/83 | 144.2 | 145.5 | 145.5 | 2.4 | 0 |
| Storage racks and accessories | | 2542-3 | 12/83 | 139.3 | 140.3 | 140.4 | -1.3 | .1 |
| Fixtures for stores, banks, offices, etc. | | 2542-4 | 12/83 | 138.8 | 138.8 | 138.8 | -1.1 | 0 |
| Custom retail store fixtures, except food store | | 2542-463 | 12/83 | 124.7 | 124.7 | 124.7 | -1.2 | 0 |
| Standard retail store fixtures, except food store | | 2542-465 | 12/83 | 140.6 | 140.6 | 140.6 | 1.7 | 0 |
| Retail food store fixtures | | 2542-467 | 12/83 | 145.5 | 145.5 | 145.5 | 0 | 0 |
| All other non-wood fixtures, including bank, cabinets, counters, racks, etc. | | 2542-499 | 12/96 | 108.6 | 108.6 | 108.6 | 0 | 0 |
| Secondary products and miscellaneous receipts | | 2542-SM | | | | | | |
| Secondary products | | 2542-S | 12/83 | 149.4 | 149.4 | 149.4 | .9 | 0 |
| Miscellaneous furniture and fixtures | 259 | | 12/84 | 147.3 | 147.0 | 148.4 | 1.0 | 1.0 |
| Drapery hardware and blinds and shades | 2591 | | 06/84 | 152.5 | 150.9 | 153.4 | 1.0 | 1.7 |
| Primary products | | 2591-P | 06/84 | 151.3 | 151.8 | 152.2 | -.5 | .3 |
| Window shades and accessories | | 2591-3 | 06/84 | 151.7 | 151.9 | 153.7 | 5.3 | 1.2 |
| Venetian blinds | | 2591-4 | 06/84 | 132.0 | 132.9 | 132.9 | .3 | 0 |
| Other shades and blinds n.e.c., curtain and drapery rods, poles and other hardware | | 2591-5 | 06/84 | 150.1 | 150.1 | 150.1 | -7.0 | 0 |
| Secondary products and miscellaneous receipts | | 2591-SM | | | | | | |
| Miscellaneous receipts | | 2591-M | 06/84 | 170.3 | 149.2 | 170.9 | 15.0 | 14.5 |
| Resales | | 2591-Z89 | 06/84 | 171.1 | 149.9 | 171.6 | 15.0 | 14.5 |
| Furniture and fixtures, n.e.c. | 2599 | | 12/85 | 144.1 | 144.8 | 145.3 | .9 | .3 |
| Primary products | | 2599-P | 12/85 | 145.9 | 146.1 | 146.7 | 1.0 | .4 |
| Hospital beds | | 2599-1 | 12/85 | 118.3 | 118.3 | 119.1 | 1.2 | .7 |
| Restaurant, cafeteria, bar and bowling center furniture and fixtures, n.e.c. | | 2599-2 | 12/85 | 152.2 | 152.2 | 153.1 | 1.2 | .6 |
| Ship, industrial, and all other furniture and fixtures, n.e.c. | | 2599-4 | 12/85 | 148.4 | 148.9 | 148.8 | .5 | -1.1 |
| Secondary products and miscellaneous receipts | | 2599-SM | | | | | | |
| Miscellaneous receipts | | 2599-M | 12/85 | 158.0 | 158.0 | 158.0 | .3 | 0 |
| Resales | | 2599-Z89 | 12/85 | 133.4 | 133.4 | 133.5 | .3 | .1 |
| Secondary products | | 2599-S | 12/85 | 117.9 | 122.9 | 123.1 | 1.4 | .2 |
| Paper and allied products | 26 | | 12/84 | 144.9 | 145.0 | 144.8 | 1.3 | -1.1 |
| Pulp mills | 261 | | 12/82 | 116.2 | 124.8 | 123.7 | 6.0 | -9 |
| Pulp mills | 2611 | | 12/82 | 116.2 | 124.7 | 123.7 | 6.1 | -8 |
| Primary products | | 2611-P | 12/82 | 124.7 | 133.9 | 132.7 | 6.0 | -9 |
| Sulfate woodpulp, including soda | | 2611-3 | 12/82 | 113.9 | 126.9 | 125.8 | 8.5 | -9 |
| Sulfite and other woodpulp | | 2611-4 | 12/99 | 84.7 | (³) | (³) | (³) | (³) |
| Pulp, other than wood, and pulp mill byproducts | | 2611-5 | 06/88 | 132.5 | (³) | 136.6 | 8.8 | (³) |
| Paper mill products except building paper | 262 | | 06/81 | 145.1 | 146.1 | 146.0 | 1.8 | -1 |
| Paper mills | 2621 | | 06/81 | 145.0 | 146.1 | 145.9 | 1.7 | -1 |
| Primary products | | 2621-P | 06/81 | 145.2 | 146.4 | 146.6 | 2.4 | .1 |
| Tissue paper and sanitary paper stock | | 2621-A | 06/81 | 152.6 | 152.2 | 151.7 | .5 | -3 |
| Newsprint | | 2621-1 | 06/81 | 110.5 | 117.0 | 117.0 | 11.5 | 0 |
| Groundwood paper, uncoated | | 2621-2 | 06/81 | 102.3 | 124.2 | 115.8 | 8.0 | -6.8 |
| Clay coated printing and converting paper | | 2621-3 | 06/81 | 155.8 | 153.8 | 154.8 | 2.1 | .7 |
| Clay coated groundwood | | 2621-315 | 12/99 | 96.6 | 94.7 | 94.9 | -.6 | .2 |
| Clay coated freesheet and prime coated body stock | | 2621-329 | 12/99 | 101.3 | 100.6 | 101.5 | 4.1 | .9 |

See footnotes at end of table.

Table 5. Producer price indexes for the net output of selected industries and their products, not seasonally adjusted

—Continued

| Industry and product ¹ | Industry code | Product code | Index base | Index | | | Percent change to July 2003 from: | |
|---|---------------|--------------|------------|------------------------|------------------------|------------------------|-----------------------------------|------------------|
| | | | | Mar. 2003 ² | June 2003 ² | July 2003 ² | July 2002 | June 2003 |
| Paper mills—Continued | | | | | | | | |
| Uncoated free sheet | | 2621-4 | 06/81 | 144.1 | 143.3 | 144.1 | 0.1 | 0.6 |
| Bond and all writing paper | | 2621-438 | 12/99 | 103.7 | 102.3 | 102.8 | -.3 | .5 |
| Publication and printing paper, all types | | 2621-456 | 12/99 | 103.0 | 104.0 | 103.9 | .7 | -.1 |
| Cover and text papers and other converting and misc. uncoated freesheet .. | | 2621-489 | 12/99 | 103.3 | 102.5 | 104.3 | .4 | 1.8 |
| Cotton fiber paper and thin paper | | 2621-6 | 06/81 | 179.0 | 180.5 | 180.5 | 1.5 | 0 |
| Unbleached kraft packaging and industrial converting paper | | 2621-7 | 06/81 | 212.9 | (³) | 210.1 | -3.0 | (³) |
| Packaging and industrial converting paper, except unbleached kraft | | 2621-8 | 06/81 | 146.4 | 150.4 | 148.9 | 2.7 | -1.0 |
| Secondary products and miscellaneous receipts | | 2621-SM | | | | | | |
| Secondary products | | 2621-S | 06/81 | 125.7 | 125.5 | (³) | (³) | (³) |
| Paperboard mill products | | 2631-S | 06/81 | 168.3 | 168.0 | (³) | (³) | (³) |
| Paperboard mills | 263 | | 12/82 | 180.2 | 179.8 | 178.9 | 1.0 | -.5 |
| Paperboard mills | 2631 | | 12/82 | 180.4 | 180.0 | 179.0 | .9 | -.6 |
| Primary products | | 2631-P | 12/82 | 171.0 | 169.5 | 168.7 | .2 | -.5 |
| Unbleached kraft packaging and industrial converting paperboard (>80% virgin wood pulp) | | 2631-1 | 12/82 | 165.6 | 164.0 | 162.9 | .1 | -.7 |
| Bleached packaging and industrial converting paperboard (>80% virgin wood pulp) | | 2631-2 | 12/82 | 162.3 | 159.1 | 159.5 | -.5 | .3 |
| Semichemical paperboard (>75% virgin wood pulp) | | 2631-3 | 12/82 | 166.8 | 165.3 | 160.9 | .8 | -2.7 |
| Recycled paperboard | | 2631-4 | 12/82 | 188.6 | 188.3 | 187.9 | .8 | -.2 |
| Secondary products and miscellaneous receipts | | 2631-SM | | | | | | |
| Secondary products | | 2631-S | 12/82 | 243.4 | 255.5 | 252.8 | 6.5 | -1.1 |
| Papermill products | | 2621-S | 12/88 | 131.8 | (³) | 131.8 | -1.6 | (³) |
| Paperboard containers and boxes | 265 | | 12/84 | 158.3 | 157.2 | 156.8 | .6 | -.3 |
| Setup paperboard boxes | 2652 | | 12/83 | 169.3 | 169.3 | 169.3 | .2 | 0 |
| Primary products | | 2652-P | 12/83 | 167.3 | 167.3 | 167.3 | .2 | 0 |
| Setup paperboard boxes (classified by end use) | | 2652-1 | 12/83 | 167.3 | 167.3 | 167.3 | .2 | 0 |
| Department stores and other retail stores | | 2652-131 | 12/83 | 182.8 | (³) | 182.8 | 0 | (³) |
| Confections | | 2652-141 | 12/83 | 146.1 | 146.1 | (³) | (³) | (³) |
| Stationery and office supplies | | 2652-161 | 12/83 | 170.9 | (³) | 170.9 | 0 | (³) |
| All other end uses, n.e.c. | | 2652-198 | 12/83 | 181.8 | 181.8 | 181.8 | .6 | 0 |
| Secondary products and miscellaneous receipts | | 2652-SM | | | | | | |
| Secondary products | | 2652-S | 12/83 | 192.5 | 192.5 | 192.5 | 0 | 0 |
| Corrugated and solid fiber boxes | 2653 | | 03/80 | 194.2 | 193.0 | 193.1 | 1.1 | .1 |
| Primary products | | 2653-P | 03/80 | 196.2 | 194.7 | 195.1 | 1.2 | .2 |
| Corrugated and solid fiber boxes, including pallets | | 2653-5 | 03/80 | 196.2 | 194.7 | 195.1 | 1.2 | .2 |
| Corrugated shipping containers for food and beverages, and carryout boxes for re | | 2653-511 | 03/80 | 184.7 | 181.2 | 181.6 | -.2 | .2 |
| Corrugated shipping containers for paper and allied products | | 2653-513 | 03/80 | 201.2 | 200.6 | 200.8 | 2.5 | .1 |
| Corrugated shipping containers for metal and electrical products | | 2653-517 | 06/02 | 101.5 | 101.3 | 101.4 | .8 | .1 |
| Corrugated shipping containers for all other end uses not specified | | 2653-519 | 03/80 | 201.3 | 199.9 | 200.6 | 1.6 | .4 |
| Other corrugated and solid fiber products, including point-of-purchase displays | | 2653-558 | 06/02 | 101.6 | 101.8 | 101.8 | 2.8 | 0 |
| Corrugated paperboard in sheets and rolls, lined and unlined | | 2653-567 | 03/80 | 180.3 | 179.7 | 179.6 | 1.5 | -.1 |
| Secondary products and miscellaneous receipts | | 2653-SM | | | | | | |
| Miscellaneous receipts | | 2653-M | 06/02 | 102.1 | 105.3 | 103.8 | -2.4 | -1.4 |
| Secondary products | | 2653-S | 12/90 | 122.4 | 122.4 | 116.4 | .1 | -4.9 |
| Fiber cans, drums, and similar products | 2655 | | 12/85 | 184.4 | 187.5 | 187.4 | 2.0 | -.1 |
| Primary products | | 2655-P | 12/85 | 187.4 | 190.8 | 190.8 | 1.9 | 0 |
| Paperboard fiber drums with ends of any material | | 2655-1 | 12/85 | 185.3 | (³) | 185.3 | .2 | (³) |
| Fiber cans, tubes, and similar fiber products | | 2655-2 | 12/85 | 187.6 | 192.0 | 192.0 | 2.3 | 0 |
| Fiber cans, all fiber and composite | | 2655-221 | 12/85 | 160.4 | 165.0 | 164.8 | 3.6 | -.1 |
| Fiber cores and tubes | | 2655-231 | 12/85 | 203.9 | 208.6 | 208.7 | 2.1 | 0 |
| Other paperboard products and all vulcanized fiber products | | 2655-285 | 12/02 | 99.6 | (³) | 98.2 | (³) | (³) |
| Secondary products and miscellaneous receipts | | 2655-SM | | | | | | |
| Sanitary food containers | 2656 | | 06/85 | 182.8 | 183.8 | 178.4 | .7 | -2.9 |
| Primary products | | 2656-P | 06/85 | 179.2 | 180.3 | 174.9 | .7 | -3.0 |
| Cups and liquid-tight containers | | 2656-2 | 06/85 | 207.0 | 206.0 | 196.5 | -1.7 | -4.6 |
| Drinking cups and portion serving cups | | 2656-235 | 06/85 | 208.3 | (³) | (³) | (³) | (³) |
| Other sanitary food containers, boards, and trays, except folding | | 2656-5 | 06/85 | 147.9 | 151.8 | 152.0 | 5.2 | .1 |
| Pressed plates, dishes, spoons and similar products | | 2656-511 | 06/85 | 150.8 | 153.0 | 152.7 | 3.5 | -.2 |
| Folding paperboard boxes | 2657 | | 12/83 | 148.3 | 145.0 | 144.7 | -1.2 | -.2 |
| Primary products | | 2657-P | 12/83 | 145.3 | 146.6 | 145.9 | .2 | -.5 |
| Folding paperboard boxes, except sanitary food containers, classified by end use | | 2657-1 | 12/83 | 145.8 | 146.4 | 145.5 | -.5 | -.6 |
| Dry food and produce, incl. pet and animal food | | 2657-114 | 12/83 | 134.5 | 134.3 | 135.0 | 1.8 | .5 |
| Bottled and canned beverages | | 2657-121 | 12/83 | 133.1 | (³) | 133.3 | (³) | (³) |
| Soaps and detergents | | 2657-131 | 12/83 | 118.9 | 118.9 | 118.9 | 2.2 | 0 |
| Hardware and household supplies | | 2657-151 | 12/83 | 167.0 | 164.4 | 157.8 | -2.4 | -4.0 |

See footnotes at end of table.

Table 5. Producer price indexes for the net output of selected industries and their products, not seasonally adjusted
—Continued

| Industry and product ¹ | Industry code | Product code | Index base | Index | | | Percent change to July 2003 from: | |
|---|---------------|--------------|------------|------------------------|------------------------|------------------------|-----------------------------------|------------------|
| | | | | Mar. 2003 ² | June 2003 ² | July 2003 ² | July 2002 | June 2003 |
| Folding paperboard boxes—Continued | | | | | | | | |
| Cosmetics and medicinal products | | 2657-171 | 12/83 | 130.8 | 143.4 | 140.5 | -0.1 | -2.0 |
| Cosmetics | | 2657-17101 | 12/83 | 131.4 | 131.4 | 131.4 | 0 | 0 |
| Medicinal products | | 2657-17102 | 12/83 | 128.9 | 150.5 | 145.6 | -2 | -3.3 |
| Paper goods or products, including book mailers | | 2657-181 | 12/83 | 145.0 | 145.0 | 145.0 | -3.0 | 0 |
| Folding carry-out boxes and trays for retail food | | 2657-195 | 12/88 | 115.8 | (³) | (³) | (³) | (³) |
| All other end uses, n.e.c. | | 2657-198 | 12/83 | 168.9 | 165.5 | 165.5 | -1.3 | 0 |
| Folding sanitary containers for liquid, moist, oily or perishable foods | | 2657-2 | 06/85 | 130.8 | 134.0 | 133.7 | 2.8 | -2 |
| Bakery, fresh | | 2657-201 | 06/85 | 135.9 | 135.9 | (³) | (³) | (³) |
| Butter and ice cream packages and food pails | | 2657-202 | 06/85 | 177.1 | 176.4 | 176.4 | -2.0 | 0 |
| Other, including frozen foods | | 2657-204 | 12/88 | 101.0 | (³) | (³) | (³) | (³) |
| Secondary products and miscellaneous receipts | | 2657-SM | | | | | | |
| Secondary products | | 2657-S | 12/83 | 178.9 | 113.8 | 120.7 | -18.9 | 6.1 |
| Converted paper and paperboard products, except containers and boxes | 267 | | 06/93 | 113.3 | 113.5 | 113.6 | 1.6 | .1 |
| Paper coated and laminated, packaging | 2671 | | 06/93 | 119.3 | 119.4 | 119.7 | 1.6 | .3 |
| Primary products | | 2671-P | 12/87 | 139.5 | 139.4 | 139.8 | .9 | .3 |
| Single web paper (coated rolls and sheets including waxed) | | 2671-1 | 12/87 | 142.3 | 141.7 | 142.0 | 1.4 | .2 |
| Single web film (coated rolls and sheets including coextruded) | | 2671-2 | 12/87 | 129.8 | 129.8 | 130.5 | 2.0 | .5 |
| Multiweb laminated rolls and sheets ex paper/paper and foil | | 2671-4 | 12/87 | 146.0 | 146.3 | 146.3 | -2.0 | 0 |
| Secondary products and miscellaneous receipts | | 2671-SM | | | | | | |
| Secondary products | | 2671-S | 06/93 | 122.4 | 122.9 | 123.3 | 5.3 | .3 |
| Paper coated and laminated, n.e.c. | 2672 | | 06/93 | 110.9 | 111.8 | 111.6 | -2 | -2 |
| Primary products | | 2672-P | 12/87 | 132.3 | 133.6 | 133.5 | -1 | -1 |
| Printing paper coated at establishments other than where paper was produced | | 2672-1 | 12/82 | 169.5 | 169.4 | 169.4 | -1 | 0 |
| Pressure sensitive products | | 2672-3 | 12/82 | 142.0 | 143.8 | 144.1 | 0 | .2 |
| Single-faced tape | | 2672-301 | 12/87 | 140.4 | 144.4 | 144.7 | 3.0 | .2 |
| Pressure sensitive base stock for labels | | 2672-381 | 04/83 | 152.4 | 151.4 | 151.8 | -4.5 | .3 |
| Other pressure sensitive products, n.e.c. | | 2672-398 | 06/99 | 100.1 | 100.5 | 100.4 | -5 | -1 |
| Other coated and processed papers, except for packaging uses | | 2672-4 | 12/82 | 155.2 | 155.4 | 153.7 | -8 | -1.1 |
| Secondary products and miscellaneous receipts | | 2672-SM | | | | | | |
| Miscellaneous receipts | | 2672-M | 06/93 | 116.1 | 116.1 | 116.1 | .2 | 0 |
| Resales | | 2672-Z89 | 07/93 | 114.2 | 114.2 | 114.2 | .3 | 0 |
| Secondary products | | 2672-S | 06/93 | 113.4 | 113.1 | 112.7 | -5 | -4 |
| Plastics, foil and coated paper bags | 2673 | | 12/83 | 174.9 | 177.0 | 176.3 | 5.7 | -4 |
| Primary products | | 2673-P | 12/83 | 174.9 | 177.4 | 176.6 | 5.3 | -5 |
| Specialty bags and liners, single web film | | 2673-2 | 12/83 | 148.7 | 151.1 | 150.8 | 5.3 | -2 |
| Specialty bags and liners, multiweb laminations and foil | | 2673-3 | 12/83 | 157.7 | 158.2 | 155.2 | 6.6 | -1.9 |
| Secondary products and miscellaneous receipts | | 2673-SM | | | | | | |
| Miscellaneous receipts | | 2673-M | 12/90 | 150.3 | 157.8 | 157.8 | 13.0 | 0 |
| Resales | | 2673-Z89 | 12/90 | 115.7 | (³) | (³) | (³) | (³) |
| Secondary products | | 2673-S | 12/83 | 152.0 | 149.4 | 149.1 | 6.3 | -2 |
| Uncoated paper and multiwall bags | 2674 | | 12/90 | 114.2 | 114.2 | 113.9 | 1.4 | -3 |
| Primary products | | 2674-P | 12/90 | 115.8 | 115.4 | 115.5 | 1.0 | .1 |
| Uncoated paper bags | | 2674-1 | 12/83 | 237.6 | 235.7 | 236.2 | 2.8 | .2 |
| Grocers' bags and sacks | | 2674-111 | 12/83 | 249.6 | 249.0 | 249.0 | 3.8 | 0 |
| Variety bags | | 2674-112 | 12/83 | 177.6 | 160.5 | 163.8 | 1.2 | 2.1 |
| Other uncoated bags | | 2674-115 | 12/83 | 187.6 | 190.1 | 190.1 | 2.1 | 0 |
| Shipping sacks and multiwall bags | | 2674-2 | 12/83 | 198.1 | 198.1 | 198.1 | 0 | 0 |
| Single and double wall | | 2674-211 | 12/83 | 171.8 | 171.8 | 171.8 | 0 | 0 |
| Multiwall (three or more plies) | | 2674-212 | 12/83 | 203.8 | 203.8 | 203.8 | 0 | 0 |
| Secondary products and miscellaneous receipts | | 2674-SM | | | | | | |
| Die-cut paper and paperboard | 2675 | | 12/84 | 139.9 | 139.5 | 139.7 | .4 | .1 |
| Primary products | | 2675-P | 12/84 | 141.2 | 140.7 | 140.4 | -2 | -2 |
| Die-cut paper and paperboard office supplies | | 2675-1 | 12/89 | 100.0 | 100.0 | 100.1 | .1 | .1 |
| File folders | | 2675-113 | 12/89 | 111.6 | 111.6 | 111.7 | -2 | .1 |
| Other file folders, including file pockets and jackets | | 2675-11303 | 12/89 | 114.4 | 114.4 | 114.6 | .5 | .2 |
| Hanging and expandable file folders, all types and materials | | 2675-11304 | 12/97 | 111.4 | 111.4 | (³) | (³) | (³) |
| Other office supplies, including index cards, report covers, etc. | | 2675-199 | 12/84 | 123.9 | 123.9 | 124.0 | .2 | .1 |
| Die-cut paper and paperboard except office supplies | | 2675-2 | 12/89 | 113.8 | 114.9 | 114.6 | -3.0 | -3 |
| Pasted, lined, laminated, or surface coated paperboard | | 2675-3 | 12/84 | 180.2 | 178.5 | 177.6 | -1 | -5 |
| Secondary products and miscellaneous receipts | | 2675-SM | | | | | | |
| Miscellaneous receipts | | 2675-M | | | | | | |
| Secondary products | | 2675-S | 12/84 | 132.6 | 133.3 | 133.7 | 1.1 | .3 |
| Sanitary paper products | 2676 | | 06/83 | 150.7 | 150.2 | 149.9 | .5 | -2 |
| Primary products | | 2676-P | 06/83 | 150.3 | 150.2 | 149.9 | .8 | -2 |
| Sanitary napkins and tampons | | 2676-1 | 06/83 | 207.1 | 208.8 | 206.4 | .3 | -1.1 |
| Disposable diapers, except adult, including disposable training | | 2676-3 | 06/83 | 93.2 | 93.2 | 93.1 | (³) | -1 |
| Sanitary tissue paper products | | 2676-4 | 06/83 | 149.7 | 149.3 | 149.2 | .4 | -1 |
| Facial tissues and handkerchiefs, including sputum wipes | | 2676-41 | 06/90 | 97.7 | 97.6 | 97.6 | (³) | 0 |

See footnotes at end of table.

Table 5. Producer price indexes for the net output of selected industries and their products, not seasonally adjusted
—Continued

| Industry and product ¹ | Industry code | Product code | Index base | Index | | | Percent change to July 2003 from: | |
|---|---------------|--------------|------------|------------------------|------------------------|------------------------|-----------------------------------|------------------|
| | | | | Mar. 2003 ² | June 2003 ² | July 2003 ² | July 2002 | June 2003 |
| Sanitary paper products—Continued | | | | | | | | |
| Paper table napkins, bulk & dispenser, industrial and retail | | 2676-42 | 06/83 | 152.8 | 151.6 | 150.8 | -0.7 | -0.5 |
| Toilet tissue | | 2676-44 | 06/83 | 152.5 | 152.5 | 152.5 | 2.1 | 0 |
| Paper towels | | 2676-47 | 06/83 | 162.9 | 162.9 | 162.8 | -.5 | -.1 |
| Other sanitary paper products, except surgical and medical | | 2676-49 | 12/02 | 98.1 | 94.1 | 96.3 | (³) | 2.3 |
| Secondary products and miscellaneous receipts | | 2676-SM | | | | | | |
| Secondary products | | 2676-S | 06/83 | 160.7 | (³) | (³) | (³) | (³) |
| Envelopes | 2677 | | 12/84 | 131.8 | 132.1 | 132.1 | 2.4 | 0 |
| Primary products | | 2677-P | 12/84 | 129.9 | 130.4 | 130.3 | 2.7 | -.1 |
| Envelopes, all types | | 2677-1 | 12/84 | 129.9 | 130.4 | 130.3 | 2.7 | -.1 |
| Secondary products and miscellaneous receipts | | 2677-SM | | | | | | |
| Stationery products | 2678 | | 06/85 | 147.6 | 144.1 | 144.7 | -1.2 | .4 |
| Primary products | | 2678-P | 06/85 | 157.9 | 152.0 | 153.0 | -2.5 | .7 |
| Stationery | | 2678-1 | 06/85 | 155.3 | 155.3 | 155.3 | .2 | 0 |
| Tablets and related products | | 2678-2 | 06/85 | 159.3 | 152.5 | 153.7 | -2.9 | .8 |
| Legal pads | | 2678-212 | 06/85 | 171.8 | 171.6 | 171.6 | -.2 | 0 |
| Tablets and pads, except legal pads | | 2678-213 | 06/85 | 174.1 | 175.2 | 175.2 | .9 | 0 |
| Notebooks | | 2678-235 | 06/85 | 130.0 | 130.0 | 130.0 | .1 | 0 |
| Looseleaf fillers (school and commercial types) | | 2678-245 | 06/85 | 196.8 | 196.7 | 196.7 | 1.0 | 0 |
| Wrapped ream papers | | 2678-251 | 06/85 | (³) | 126.2 | 130.2 | -11.4 | 3.2 |
| Other tablets and related products | | 2678-298 | 06/85 | 146.6 | 146.0 | 146.0 | -1.2 | 0 |
| Secondary products and miscellaneous receipts | | 2678-SM | | | | | | |
| Secondary products | | 2678-S | 06/85 | 125.8 | 126.0 | 126.1 | 1.6 | .1 |
| Envelopes | | 2677-S | 06/90 | 96.0 | 96.0 | 96.0 | 4.3 | 0 |
| Other secondary products | | 2678-SSS | 06/85 | 139.9 | 140.2 | 140.3 | .8 | .1 |
| Converted paper and paperboard products, n.e.c. | 2679 | | 06/85 | 132.2 | 132.9 | 134.9 | 3.5 | 1.5 |
| Primary products | | 2679-P | 06/85 | 132.3 | 133.1 | 135.5 | 4.3 | 1.8 |
| Wallcoverings | | 2679-1 | 06/85 | 125.3 | 125.4 | 125.4 | -.3 | 0 |
| Gift wrap paper | | 2679-2 | 06/85 | 138.7 | 138.7 | 138.7 | 0 | 0 |
| Paper business machine supplies and other miscellaneous office supplies | | 2679-3 | 06/85 | 123.6 | 123.6 | 123.6 | 12.5 | 0 |
| Pressed and molded pulp goods | | 2679-4 | 06/85 | 139.6 | 141.8 | 143.6 | 3.9 | 1.3 |
| Other converted paper and paperboard products | | 2679-5 | 06/90 | 121.7 | 122.7 | 126.5 | 3.9 | 3.1 |
| Secondary products and miscellaneous receipts | | 2679-SM | | | | | | |
| Miscellaneous receipts | | 2679-M | 06/85 | 137.2 | 137.2 | 137.2 | -.4 | 0 |
| Miscellaneous receipts | | 2679-MM | 06/85 | 137.2 | 137.2 | 137.2 | -.4 | 0 |
| Secondary products | | 2679-S | 06/85 | 128.3 | 128.3 | 128.3 | -1.0 | 0 |
| Printing, publishing, and allied industries | 27 | | 12/84 | 196.7 | 197.2 | 197.2 | 2.1 | 0 |
| Newspaper publishing | 271 | | 12/79 | 393.2 | 394.2 | 394.2 | 3.2 | 0 |
| Newspaper publishing | 2711 | | 12/79 | 393.1 | 394.2 | 394.2 | 3.2 | 0 |
| Primary products | | 2711-P | 12/79 | 401.5 | 402.6 | 402.6 | 3.4 | 0 |
| Sales of daily and sunday newspapers | | 2711-1 | 12/79 | 292.6 | 292.7 | 292.7 | 1.8 | 0 |
| Advertisement in daily and sunday newspapers | | 2711-2 | 12/79 | 441.4 | 443.0 | 443.0 | 4.0 | 0 |
| Sales of weekly and other newspapers | | 2711-3 | 06/99 | 106.5 | 107.6 | 107.6 | 1.2 | 0 |
| Advertisement in weekly and other newspapers | | 2711-4 | 06/99 | 114.4 | 114.4 | 114.4 | 2.7 | 0 |
| Secondary products and miscellaneous receipts | | 2711-SM | | | | | | |
| Secondary products | | 2711-S | 12/79 | 251.3 | 251.3 | 251.3 | .1 | 0 |
| Commercial printing, lithographic | | 2752-S | 12/94 | 116.4 | (³) | (³) | (³) | (³) |
| Periodical publishing | 272 | | 12/79 | 332.5 | 332.5 | 333.4 | 3.7 | .3 |
| Periodical publishing | 2721 | | 12/79 | 332.5 | 332.5 | 333.4 | 3.7 | .3 |
| Primary products | | 2721-P | 12/79 | 343.8 | 343.8 | 344.8 | 3.9 | .3 |
| Farm periodicals: receipts from subscriptions, sales, and advertising | | 2721-1 | 12/79 | 177.8 | 167.2 | 167.2 | -4.0 | 0 |
| Specialized business & professional periodicals: receipts from subscriptions .. | | 2721-3 | 12/79 | 355.4 | 355.2 | 355.3 | 6.3 | 0 |
| Specialized business and professional periodicals: receipts from advertising .. | | 2721-4 | 12/79 | 357.4 | 357.4 | 357.4 | 3.5 | 0 |
| General and consumer periodicals: receipts from advertising | | 2721-6 | 12/79 | 456.6 | 455.7 | 459.8 | 3.7 | .9 |
| General and consumer periodicals: receipts from subscriptions | | 2721-7 | 12/79 | 293.7 | 295.8 | 295.7 | 3.8 | 0 |
| General and consumer periodicals: receipts from single copy sales | | 2721-8 | 12/79 | 269.8 | 269.8 | 269.8 | 5.0 | 0 |
| Other periodicals, except shopping news, catalogs, or directories, n.e.c. | | 2721-9 | 12/79 | 250.3 | (³) | 250.3 | .1 | (³) |
| Secondary products and miscellaneous receipts | | 2721-SM | | | | | | |
| Miscellaneous receipts | | 2721-M | 12/79 | 262.4 | 262.4 | 262.4 | 4.3 | 0 |
| Contracts and other miscellaneous receipts | | 2721-XY9 | 06/99 | 110.3 | 110.3 | 110.3 | 4.3 | 0 |
| Secondary products | | 2721-S | 12/79 | 253.3 | 253.3 | 253.3 | .4 | 0 |
| Books | 273 | | 12/84 | 206.5 | 208.1 | 208.6 | 3.4 | .2 |
| Book publishing | 2731 | | 12/80 | 280.5 | 282.8 | 283.6 | 3.7 | .3 |
| Primary services | | 2731-P | 12/80 | 279.9 | 282.6 | 283.7 | 3.5 | .4 |
| Mass market rack-size book publishing | | 2731-A | 12/80 | 241.4 | 241.4 | 241.4 | (³) | 0 |
| Book club book publishing | | 2731-B | 08/84 | 131.9 | 131.9 | 135.4 | (³) | 2.7 |
| Mail order book publishing | | 2731-C | 12/80 | 184.7 | 184.7 | 184.7 | (³) | 0 |

See footnotes at end of table.

Table 5. Producer price indexes for the net output of selected industries and their products, not seasonally adjusted
—Continued

| Industry and product ¹ | Industry code | Product code | Index base | Index | | | Percent change to July 2003 from: | |
|--|---------------|--------------|------------|------------------------|------------------------|------------------------|-----------------------------------|------------------|
| | | | | Mar. 2003 ² | June 2003 ² | July 2003 ² | July 2002 | June 2003 |
| Book publishing—Continued | | | | | | | | |
| Adult trade and juvenile book publishing | | 2731-D | 06/88 | 159.5 | 159.1 | 159.5 | 0.3 | 0.3 |
| Adult trade book publishing | | 2731-D4 | 12/80 | 200.2 | 200.0 | 200.5 | .1 | .3 |
| Juvenile book publishing | | 2731-D5 | 12/80 | 236.0 | 233.9 | 234.6 | .8 | .3 |
| Textbook publishing, including teachers' editions | | 2731-1 | 12/80 | 423.9 | 429.9 | 430.0 | 5.8 | 0 |
| College textbooks | | 2731-1C | 12/80 | 398.2 | 411.8 | 412.1 | 8.1 | .1 |
| Other textbooks | | 2731-1D | 12/02 | 101.5 | 101.5 | 101.5 | (³) | 0 |
| Technical, scientific, and professional book publishing | | 2731-3 | 12/80 | 248.1 | 254.3 | 256.4 | 5.3 | .8 |
| Religious book publishing | | 2731-4 | 12/80 | 204.2 | 204.2 | 204.6 | -6 | .2 |
| General reference book publishing | | 2731-7 | 12/80 | 193.7 | 194.7 | 194.4 | 3.1 | -2 |
| Other book publishing, excluding pamphlets | | 2731-8 | 04/81 | 228.1 | 228.5 | 228.5 | -2 | 0 |
| Other receipts | | 2731-SM | 12/80 | 268.5 | 268.5 | 268.2 | (³) | -1 |
| Book printing | 2732 | | 12/83 | 150.5 | 150.6 | 149.8 | -3 | -5 |
| Primary products | | 2732-P | 12/83 | 151.1 | 151.2 | 150.2 | -6 | -7 |
| Textbooks printing and binding | | 2732-3 | 06/93 | 98.9 | 99.1 | 95.3 | -6.2 | -3.8 |
| Elementary and high school textbooks (grades K through 12) | | 2732-3A | 06/93 | 95.2 | 95.4 | (³) | (³) | (³) |
| Paperbound, including teachers' edition | | 2732-312 | 06/93 | 95.5 | 95.7 | (³) | (³) | (³) |
| College textbooks (grades 13 or higher, including private business, etc.) | | 2732-3B | 06/93 | 99.8 | 99.8 | 99.8 | 1.8 | 0 |
| Hardbound | | 2732-314 | 06/93 | (³) | (³) | (³) | (³) | (³) |
| Paperbound | | 2732-315 | 06/93 | 114.2 | 114.3 | 114.3 | .1 | 0 |
| Technical, scientific, and professional books, printing and binding | | 2732-4 | 06/93 | 103.5 | 103.5 | 102.9 | -6 | -6 |
| Hardbound | | 2732-417 | 06/93 | 112.5 | 112.3 | 112.3 | -2 | 0 |
| Paperbound | | 2732-418 | 06/93 | 100.8 | 100.7 | 100.1 | -7 | -6 |
| Religious books, printing and binding | | 2732-5 | 06/93 | 99.3 | 98.2 | 101.9 | 4.6 | 3.8 |
| Paperbound | | 2732-535 | 06/93 | 115.8 | 114.6 | 118.9 | 4.7 | 3.8 |
| General books (trade etc.) printing and binding | | 2732-6 | 06/93 | 105.4 | 105.2 | 105.2 | .4 | 0 |
| Adult trade books (fiction and nonfiction) | | 2732-6B | 06/93 | 101.0 | 100.8 | 100.8 | .4 | 0 |
| Hardbound | | 2732-645 | 06/93 | 98.6 | 98.4 | 98.4 | .4 | 0 |
| Paperbound | | 2732-646 | 06/93 | 104.8 | 104.7 | 104.7 | .4 | 0 |
| Mass market paperback books, rack size, distributed predominantly to mass market outlets | | 2732-644 | 06/93 | 117.0 | (³) | 117.0 | .4 | (³) |
| Other books and pamphlets, n.e.c., printing and binding | | 2732-7 | 06/93 | 121.7 | 122.3 | 122.1 | 1.4 | -2 |
| Other reference books | | 2732-7A | 06/93 | 127.6 | 127.7 | 127.7 | 1.5 | 0 |
| Paperbound | | 2732-755 | 06/93 | 131.7 | 131.7 | 131.7 | 1.9 | 0 |
| All other books, n.e.c. (including music books, university press books, etc.) . | | 2732-7B | 06/93 | 121.4 | 122.6 | 122.3 | .7 | -2 |
| Hardbound | | 2732-756 | 06/93 | 135.3 | 137.7 | 137.7 | 3.2 | 0 |
| Paperbound | | 2732-757 | 06/93 | 106.5 | 106.5 | 105.8 | -2.4 | -7 |
| Pamphlets, printing only or printing and binding | | 2732-762 | 06/93 | 128.1 | 127.7 | 127.7 | 2.9 | 0 |
| Secondary products and miscellaneous receipts | | 2732-SM | | | | | | |
| Secondary products | | 2732-S | 12/83 | 149.0 | 149.0 | 149.0 | 1.6 | 0 |
| Miscellaneous publishing | 274 | | 06/84 | 224.1 | 224.4 | 225.7 | 3.8 | .6 |
| Miscellaneous publishing | 2741 | | 06/84 | 224.1 | 224.4 | 225.7 | 3.8 | .6 |
| Primary products | | 2741-P | 06/84 | 226.5 | 226.8 | 228.2 | 4.1 | .6 |
| Telephone directories | | 2741-A | 09/84 | 234.4 | 235.1 | 236.8 | 5.8 | .7 |
| Catalogs and other directories | | 2741-B | 06/84 | 191.4 | 192.3 | 192.0 | 1.7 | -2 |
| Business service publications | | 2741-2 | 06/84 | 236.1 | 238.1 | 239.2 | 4.1 | .5 |
| Patterns, including clothing patterns | | 2741-4 | 08/84 | 165.2 | 167.2 | 167.2 | 1.2 | 0 |
| Shopping news, publishing | | 2741-6 | 06/84 | 254.2 | 254.2 | 255.0 | 3.2 | .3 |
| Other miscellaneous publishing | | 2741-7 | 06/84 | 239.9 | 238.3 | 240.2 | .8 | .8 |
| Micropublishing in microform, including original and republished material ... | | 2741-797 | 06/84 | 209.6 | 209.6 | 210.1 | .2 | .2 |
| Other miscellaneous publishing nec, including multimedia kits, almanacs, and map | | 2741-799 | 06/97 | 124.2 | 123.3 | 124.4 | 1.0 | .9 |
| Secondary products and miscellaneous receipts | | 2741-SM | | | | | | |
| Secondary products | | 2741-S | 06/84 | 188.1 | 188.1 | 189.3 | -6 | .6 |
| Commercial printing | 275 | | 12/84 | 144.3 | 144.5 | 144.2 | 0 | -2 |
| Commercial printing, lithographic | 2752 | | 06/82 | 157.0 | 157.1 | 156.5 | -4 | -4 |
| Primary products | | 2752-P | 06/82 | 156.9 | 156.9 | 156.3 | -5 | -4 |
| Magazine and periodical printing; lithographic | | 2752-1 | 06/82 | 129.1 | 129.5 | 130.1 | 1.1 | .5 |
| Label and wrapper printing; lithographic | | 2752-2 | 06/82 | 141.2 | 141.2 | 141.2 | 0 | 0 |
| Catalog and directory printing; lithographic | | 2752-3 | 06/82 | 136.7 | 136.8 | 136.7 | .4 | -1 |
| Financial and legal printing; lithographic | | 2752-4 | 06/82 | 162.4 | 157.7 | 161.2 | -4.4 | 2.2 |
| Advertising printing; lithographic | | 2752-5 | 06/82 | 146.6 | 147.1 | 145.0 | -1.4 | -1.4 |
| Direct mail advertising lith. printing; incl. circulars/letters/pamphlets, etc. | | 2752-513 | 12/88 | 122.8 | 122.8 | 123.0 | .2 | .2 |
| Display and all other advertising printing; lithographic | | 2752-529 | 12/01 | 99.0 | 99.5 | 97.3 | -2.2 | -2.2 |
| Other general printing jobs; lithographic | | 2752-6 | 06/82 | 204.7 | 204.8 | 204.7 | .5 | 0 |
| Quick Printing | | 2752-661 | 12/01 | 101.7 | 101.8 | 101.8 | 2.1 | 0 |
| All other general job printing; lithographic | | 2752-663 | 12/01 | 100.4 | 100.5 | 100.4 | 0 | -1 |
| Secondary products and miscellaneous receipts | | 2752-SM | | | | | | |
| Miscellaneous receipts | | 2752-M | 06/82 | 141.0 | 140.6 | 140.8 | -3 | .1 |
| Secondary products | | 2752-S | 06/82 | 163.2 | 166.4 | 165.4 | 1.5 | -6 |
| Commercial printing, gravure | 2754 | | 06/82 | 103.2 | 103.1 | 103.2 | -6 | .1 |

See footnotes at end of table.

Table 5. Producer price indexes for the net output of selected industries and their products, not seasonally adjusted
—Continued

| Industry and product ¹ | Industry code | Product code | Index base | Index | | | Percent change to July 2003 from: | |
|--|---------------|--------------|------------|------------------------|------------------------|------------------------|-----------------------------------|------------------|
| | | | | Mar. 2003 ² | June 2003 ² | July 2003 ² | July 2002 | June 2003 |
| Commercial printing, gravure—Continued | | | | | | | | |
| Primary products | | 2754-P | 06/82 | 101.5 | 101.4 | 101.5 | -0.7 | 0.1 |
| Magazine and periodical printing, gravure | | 2754-1 | 08/82 | 93.8 | (³) | 92.8 | 1.0 | (³) |
| Label and wrapper printing, gravure | | 2754-2 | 06/82 | 127.4 | 127.1 | 127.6 | .3 | .4 |
| Catalog and directory printing, gravure | | 2754-3 | 12/96 | 107.5 | (³) | (³) | (³) | (³) |
| Advertising printing, gravure | | 2754-5 | 12/96 | 90.8 | 90.8 | 90.8 | -7.3 | 0 |
| Other commercial printing, gravure | | 2754-6 | 06/82 | 112.2 | (³) | 113.4 | .7 | (³) |
| Secondary products and miscellaneous receipts | | 2754-SM | | | | | | |
| Commerical printing, n.e.c. | 2759 | | 06/82 | 171.8 | 172.8 | 172.8 | 1.6 | 0 |
| Primary products | | 2759-P | 12/88 | 131.4 | 132.3 | 132.3 | 2.0 | 0 |
| Digital & other nonimpact printing (exc quick printing); incl. laser/ink-jet | | 2759-D | 12/96 | 108.6 | 106.2 | 105.3 | -4.5 | -8 |
| Engraving | | 2759-E | 12/84 | 196.9 | (³) | 196.9 | .4 | (³) |
| Flexographic printing | | 2759-F | 12/96 | 104.2 | 106.6 | 106.6 | 2.1 | 0 |
| Label and wrapper printing; flexographic | | 2759-F11 | 12/01 | 99.1 | 101.5 | 101.7 | 2.6 | .2 |
| All other flexographic printing; n.e.c. | | 2759-F31 | 12/01 | 99.0 | 99.8 | 98.9 | -1.1 | -.9 |
| Label and wrapper printing; letterpress | | 2759-2 | 06/82 | 194.4 | (³) | 194.5 | 6.8 | (³) |
| Other general job printing; letterpress | | 2759-6 | 06/82 | 208.0 | 208.0 | 208.1 | 7.9 | 0 |
| Screen process printing, except textiles | | 2759-7 | 06/82 | 140.2 | 139.9 | 140.0 | .1 | .1 |
| Screen printed labels | | 2759-731 | 12/01 | 100.0 | 100.2 | (³) | (³) | (³) |
| Screen printed display advertising and advertising specials | | 2759-733 | 12/01 | 101.1 | (³) | 101.1 | .7 | (³) |
| Screen printed decalcomanias and pressure-sensitives incl. bumper stickers | | 2759-735 | 12/01 | 101.5 | 100.7 | 101.0 | 0 | .3 |
| All other screen printing; except on textiles | | 2759-737 | 12/01 | 100.3 | 100.1 | 100.0 | -4 | -1 |
| Secondary products and miscellaneous receipts | | 2759-SM | | | | | | |
| Miscellaneous receipts | | 2759-M | 12/96 | 121.0 | 121.0 | 121.0 | -7 | 0 |
| Secondary products | | 2759-S | 06/82 | 180.9 | 180.9 | 180.9 | 0 | 0 |
| Manifold business forms | 276 | | 12/83 | 202.3 | 202.5 | 201.0 | -1 | -7 |
| Manifold business forms | 2761 | | 12/83 | 202.4 | 202.6 | 201.1 | 0 | -7 |
| Primary products | | 2761-P | 12/83 | 200.6 | 201.1 | 199.1 | -5 | -1.0 |
| Unit set forms, loose or bound | | 2761-2 | 12/83 | 224.1 | 224.6 | 224.4 | 1.4 | -1 |
| Manifold books and pegboard accounting systems | | 2761-3 | 12/83 | 206.1 | 206.1 | 206.1 | 4.7 | 0 |
| Custom continuous business forms | | 2761-5 | 12/83 | 181.3 | 182.0 | 181.8 | -6 | -1 |
| Stock continuous business forms | | 2761-7 | 12/83 | 210.5 | 210.4 | 201.7 | -3.4 | -4.1 |
| Secondary products and miscellaneous receipts | | 2761-SM | 12/83 | 171.2 | 170.3 | 170.8 | (³) | .3 |
| Miscellaneous receipts | | 2761-M | 03/84 | 207.6 | 204.1 | 205.8 | (³) | .8 |
| Miscellaneous receipts | | 2761-MM | 12/02 | 100.1 | 98.4 | 99.2 | (³) | .8 |
| Secondary products | | 2761-S | 12/83 | 132.6 | 132.9 | 132.9 | 1.7 | 0 |
| Secondary products | | 2761-SS | 12/02 | 100.4 | 100.6 | 100.6 | (³) | 0 |
| Greeting card publishing | 277 | | 12/85 | 179.1 | 179.7 | 181.0 | 3.0 | .7 |
| Greeting card publishing | 2771 | | 12/85 | 179.3 | 179.9 | 181.4 | 3.1 | .8 |
| Primary services | | 2771-P | 12/85 | 195.8 | 196.6 | 198.4 | 3.8 | .9 |
| Publishers' sales | | 2771-1 | 12/85 | 197.6 | 198.4 | 200.3 | 3.8 | 1.0 |
| Seasonal cards including Christmas, Valentine, and Mother's Day cards: | | | | | | | | |
| counter a | | 2771-132 | 06/03 | (³) | 100.0 | 99.3 | (³) | -.7 |
| Everyday cards: counter cards and packaged, including boxed | | 2771-134 | 12/85 | 195.0 | 195.0 | 199.6 | 4.8 | 2.4 |
| Other receipts | | 2771-SM | 12/85 | (³) | (³) | 134.7 | (³) | (³) |
| Secondary services | | 2771-S | 12/85 | 116.5 | 116.5 | (³) | (³) | (³) |
| Blankbooks, looseleaf binders, and bookbinding and related work | 278 | | 06/85 | 165.3 | 165.0 | 165.0 | .4 | 0 |
| Blankbooks and looseleaf binders | 2782 | | 06/85 | 170.3 | 170.2 | 170.3 | .1 | .1 |
| Primary products | | 2782-P | 06/85 | 167.8 | 167.7 | 167.8 | .1 | .1 |
| Looseleaf binders and devices | | 2782-2 | 06/85 | 143.7 | 143.3 | 143.3 | -6 | 0 |
| Checkbooks, inserts and refills, excluding continuous forms and die cut | | 2782-3 | 06/85 | 185.4 | 185.2 | 185.6 | .4 | .2 |
| Blankbook making, except checkbooks | | 2782-4 | 12/91 | 117.2 | 117.5 | 117.2 | 1.2 | -3 |
| Secondary products and miscellaneous receipts | | 2782-SM | | | | | | |
| Miscellaneous receipts | | 2782-M | 02/97 | 91.5 | 91.4 | 91.5 | .4 | .1 |
| Secondary products | | 2782-S | 06/85 | 183.4 | 183.4 | 183.4 | 0 | 0 |
| Bookbinding and related work | 2789 | | 12/85 | 148.4 | 147.9 | 147.7 | 1.1 | -1 |
| Primary products | | 2789-P | 12/85 | 147.0 | 146.4 | 146.6 | 1.3 | .1 |
| Edition, library, trade and other hardcover binding | | 2789-1 | 12/85 | 150.9 | 151.1 | 150.9 | 2.4 | -1 |
| Edition binding, hardbound | | 2789-11 | 12/91 | 120.7 | 120.7 | (³) | (³) | (³) |
| Library binding; incl. prebinding, rebinding, and other hardcover binding of periodicals | | 2789-12 | 12/85 | 159.3 | 159.6 | 159.4 | 1.8 | -1 |
| Other book and pamphlet binding and related work | | 2789-2 | 12/85 | 146.0 | 145.2 | 145.5 | 1.0 | .2 |
| Soft cover binding of books (49 pages or more) | | 2789-22 | 12/85 | 117.4 | 117.4 | 117.4 | 4.2 | 0 |
| Adhesive binding | | 2789-221 | 12/91 | 118.2 | 118.2 | 118.2 | 1.1 | 0 |
| Mechanical binding | | 2789-222 | 12/91 | 104.9 | 104.9 | 104.9 | 7.8 | 0 |
| Pamphlet and other soft cover binding | | 2789-23 | 12/85 | 123.6 | 123.6 | 123.6 | 1.1 | 0 |
| Mechanical binding | | 2789-232 | 12/91 | 124.1 | 124.1 | 124.1 | 1.4 | 0 |
| Sample books, swatches, and cards; color, carpet, upholstery, drapes, etc. | | 2789-24 | 12/91 | 142.8 | 140.7 | 141.5 | -9 | .6 |

See footnotes at end of table.

Table 5. Producer price indexes for the net output of selected industries and their products, not seasonally adjusted
—Continued

| Industry and product ¹ | Industry code | Product code | Index base | Index | | | Percent change to July 2003 from: | |
|---|---------------|--------------|------------|------------------------|------------------------|------------------------|-----------------------------------|------------------|
| | | | | Mar. 2003 ² | June 2003 ² | July 2003 ² | July 2002 | June 2003 |
| Bookbinding and related work—Continued | | | | | | | | |
| Miscellaneous bookbinding work and related service operations or material printed elsewhere | | 2789-25 | 12/85 | 151.9 | 151.9 | 151.9 | 1.5 | 0.0 |
| Secondary products | | 2789-S | 12/85 | 208.1 | (³) | 201.2 | -1.1 | (³) |
| Service industries for the printing trade | 279 | | 06/85 | 113.8 | 113.8 | 113.8 | -1.6 | 0 |
| Typesetting | 2791 | | 06/85 | 122.5 | 122.4 | 122.4 | -3.2 | 0 |
| Primary products | | 2791-P | 06/85 | 121.6 | 121.5 | 121.5 | -3.4 | 0 |
| Typesetting | | 2791-A | 12/02 | 100.0 | 100.0 | 100.0 | (³) | 0 |
| Platemaking services | 2796 | | 12/85 | 109.3 | 109.3 | 109.3 | 0 | 0 |
| Primary products | | 2796-P | 12/85 | 105.7 | 105.7 | 105.7 | 0 | 0 |
| Lithographic plates, prepared for printing | | 2796-1 | 12/85 | 107.0 | 107.0 | 107.0 | -3 | 0 |
| Lithographic platemaking services | | 2796-2 | 12/85 | 98.6 | 98.6 | 98.6 | 0 | 0 |
| Color corrected positives or negatives on film | | 2796-23 | 12/85 | 96.6 | 96.6 | 96.6 | 0 | 0 |
| All other lithographic platemaking services | | 2796-24 | 06/02 | 100.0 | 100.0 | 100.0 | 0 | 0 |
| Platemaking services, except lithographic | | 2796-3 | 12/90 | 118.4 | 118.4 | 118.4 | 0 | 0 |
| Secondary products and miscellaneous receipts | | 2796-SM | | | | | | |
| Miscellaneous receipts | | 2796-M | 12/90 | 129.2 | (³) | 129.2 | (³) | (³) |
| Secondary products | | 2796-S | 12/85 | 187.2 | 187.2 | 187.2 | 0 | 0 |
| Chemicals and allied products | 28 | | 12/84 | 165.2 | 165.2 | 164.9 | 4.0 | -2 |
| Industrial inorganic chemicals | 281 | | 12/84 | 139.0 | 141.4 | 143.3 | 7.2 | 1.3 |
| Alkalies and chlorine | 2812 | | 12/80 | 163.4 | 181.5 | 185.6 | 43.3 | 2.3 |
| Primary products | | 2812-P | 12/80 | 142.7 | 158.7 | 163.1 | 48.3 | 2.8 |
| Chlorine | | 2812-1 | 12/80 | 146.5 | 162.3 | 164.5 | 101.3 | 1.4 |
| Sodium hydroxide (caustic soda) | | 2812-3 | 12/80 | 121.6 | 140.3 | 146.8 | 39.1 | 4.6 |
| Other alkalies | | 2812-5 | 12/80 | 107.0 | 107.5 | 108.0 | -4.0 | .5 |
| Secondary products and miscellaneous receipts | | 2812-SM | | | | | | |
| Industrial gases | 2813 | | 06/81 | 163.4 | 165.3 | 173.0 | 10.5 | 4.7 |
| Primary products | | 2813-P | 06/81 | 158.8 | 152.6 | 159.7 | 5.3 | 4.7 |
| Acetylene | | 2813-2 | 06/81 | 187.7 | 184.8 | 178.9 | -2.5 | -3.2 |
| Carbon dioxide | | 2813-3 | 06/81 | (³) | (³) | 167.1 | 5.0 | (³) |
| Nitrogen | | 2813-5 | 06/81 | 108.1 | 96.6 | 99.3 | -5 | 2.8 |
| Oxygen | | 2813-6 | 06/81 | 165.6 | 165.0 | 171.4 | 5.4 | 3.9 |
| Other industrial gases, n.e.c. | | 2813-7 | 06/81 | 195.4 | (³) | 214.1 | 14.4 | (³) |
| Secondary products and miscellaneous receipts | | 2813-SM | | | | | | |
| Miscellaneous receipts | | 2813-M | 06/81 | 256.7 | 338.6 | (³) | (³) | (³) |
| Miscellaneous receipts | | 2813-MM | 06/81 | 256.7 | 338.6 | (³) | (³) | (³) |
| Inorganic pigments | 2816 | | 06/83 | 147.6 | 148.6 | 148.2 | .8 | -3 |
| Primary products | | 2816-P | 06/83 | 145.3 | 146.4 | 145.9 | .8 | -3 |
| Titanium dioxide | | 2816-1 | 06/83 | 146.7 | 147.7 | 147.6 | 1.7 | -1 |
| White opaque inorganic pigments | | 2816-2 | 06/90 | 74.8 | 75.4 | 74.8 | -8.6 | -8 |
| Chrome colors and other inorganic pigments | | 2816-3 | 06/83 | 154.0 | 154.9 | 153.4 | .1 | -1.0 |
| Chrome colors | | 2816-311 | 12/01 | 95.3 | (³) | 94.2 | -1.6 | (³) |
| Iron oxide pigments | | 2816-331 | 06/83 | 177.7 | 179.1 | 177.2 | -1.4 | -1.1 |
| All other inorganic pigments n.e.c. | | 2816-399 | 12/97 | 92.8 | 92.1 | 92.6 | 1.9 | .5 |
| Secondary products and miscellaneous receipts | | 2816-SM | | | | | | |
| Secondary products | | 2816-S | 06/83 | 149.6 | 149.6 | 150.0 | -.5 | .3 |
| Industrial inorganic chemicals, n.e.c. | 2819 | | 12/82 | 144.2 | 145.0 | 146.0 | 3.0 | .7 |
| Primary products | | 2819-P | 12/82 | 130.9 | 131.8 | 132.7 | 3.2 | .7 |
| Sulfuric acid (new and fortified) | | 2819-3 | 12/82 | 126.1 | 118.8 | 156.7 | 28.9 | 31.9 |
| Other inorganic acids (except sulfuric, nitric, and phosphoric) | | 2819-4 | 12/82 | 75.9 | 77.1 | 80.0 | -4.9 | 3.8 |
| Aluminum oxide, except natural alumina | | 2819-5 | 12/82 | 141.8 | 140.6 | 141.1 | .1 | .4 |
| Other aluminum compounds, n.e.c. | | 2819-6 | 12/82 | 131.0 | 131.2 | 128.8 | -1.7 | -1.8 |
| Potassium and sodium compounds (except bleaches, alkalies and alums) | | 2819-7 | 12/82 | 132.8 | 137.8 | 134.4 | .7 | -2.5 |
| Inorganic chemical catalytic preparations, n.e.c. | | 2819-8 | 12/82 | 137.8 | 140.9 | 139.5 | 4.9 | -1.0 |
| Other industrial inorganic chemicals, n.e.c. | | 2819-9 | 12/82 | 120.9 | 121.0 | 120.9 | 2.7 | -1 |
| Secondary products and miscellaneous receipts | | 2819-SM | | | | | | |
| Miscellaneous receipts | | 2819-M | 07/87 | 140.0 | 140.2 | 142.3 | 5.7 | 1.5 |
| Secondary products | | 2819-S | 12/82 | 198.1 | 197.9 | 198.7 | .6 | .4 |
| Plastic materials and synthetic resins, rubbers, and non-glass fibers | 282 | | 12/84 | 133.7 | 134.7 | 131.7 | 8.0 | -2.2 |
| Plastic materials and resins | 2821 | | 12/80 | 172.7 | 173.9 | 168.6 | 9.9 | -3.0 |
| Primary products | | 2821-P | 12/80 | 159.8 | 160.9 | 157.7 | 9.4 | -2.0 |
| Thermoplastic resins | | 2821-3 | 12/80 | 158.0 | 157.8 | 154.5 | 9.7 | -2.1 |
| Acrylic resins | | 2821-301 | 12/86 | 120.5 | (³) | 124.4 | 7.0 | (³) |
| Polyester resins saturated | | 2821-321 | 12/80 | 164.0 | 166.6 | 166.6 | 7.2 | 0 |
| Polyethylene resins | | 2821-332 | 12/98 | 160.9 | 150.6 | (³) | (³) | (³) |
| Polypropylene resins | | 2821-351 | 12/80 | 118.3 | 132.6 | 129.1 | 16.5 | -2.6 |

See footnotes at end of table.

Table 5. Producer price indexes for the net output of selected industries and their products, not seasonally adjusted
—Continued

| Industry and product ¹ | Industry code | Product code | Index base | Index | | | Percent change to July 2003 from: | |
|--|---------------|--------------|------------|------------------------|------------------------|------------------------|-----------------------------------|------------------|
| | | | | Mar. 2003 ² | June 2003 ² | July 2003 ² | July 2002 | June 2003 |
| Plastic materials and resins—Continued | | | | | | | | |
| Styrene plastics materials | | 2821-361 | 12/80 | 135.8 | 144.8 | 136.4 | 28.1 | -5.8 |
| Vinyl and vinylidene resins | | 2821-371 | 12/80 | 161.0 | 160.6 | 154.4 | 2.9 | -3.9 |
| Other thermoplastic resins | | 2821-389 | 12/98 | 111.8 | 112.9 | 113.3 | 3.5 | .4 |
| Thermosetting resins | | 2821-4 | 12/80 | 168.7 | 177.4 | 174.4 | 7.5 | -1.7 |
| Secondary products and miscellaneous receipts | | 2821-SM | | | | | | |
| Miscellaneous receipts | | 2821-M | 12/98 | 98.2 | 98.5 | (³) | (³) | (³) |
| Secondary products | | 2821-S | 12/80 | 259.8 | 261.7 | 239.4 | 14.1 | -8.5 |
| Synthetic rubber | 2822 | | 06/81 | 124.4 | 127.8 | 127.6 | 7.9 | -2 |
| Primary products | | 2822-P | 06/81 | 128.7 | 132.4 | 132.1 | 8.7 | -2 |
| Synthetic rubber, inc. SBR, ethylene propylene, & all other synthetic elastomers | | 2822-9 | 06/81 | 128.7 | 132.4 | 132.1 | 8.7 | -2 |
| Secondary products and miscellaneous receipts | | 2822-SM | | | | | | |
| Secondary products | | 2822-S | 06/81 | 115.6 | 117.5 | 117.6 | 3.2 | .1 |
| Noncellulosic manmade fibers | 2824 | | 06/81 | 101.7 | 101.6 | 101.4 | 1.2 | -2 |
| Primary products | | 2824-P | 06/81 | 103.3 | 103.2 | 103.0 | .7 | -2 |
| Nylon and other polyamide fibers | | 2824-1 | 12/89 | 97.8 | 97.7 | 97.2 | 1.1 | -5 |
| Polyester | | 2824-3 | 12/89 | 94.9 | 94.7 | 94.6 | -.5 | -1 |
| Yarn, except producer textured (industrial and textile) | | 2824-311 | 06/81 | 113.3 | 112.9 | 112.6 | -.6 | -3 |
| Staple, tow and waste (fiberfill and other) | | 2824-332 | 06/98 | 87.8 | 88.0 | 88.3 | .1 | .3 |
| Other noncellulosic manmade fibers (except glass, carbon, and graphite) | | 2824-5 | 12/89 | 112.3 | (³) | (³) | (³) | (³) |
| Producer textured noncellulosic manmade fibers | | 2824-6 | 06/81 | 108.4 | (³) | (³) | (³) | (³) |
| Secondary products and miscellaneous receipts | | 2824-SM | | | | | | |
| Drugs | 283 | | 12/84 | 233.0 | 234.4 | 235.3 | 3.9 | .4 |
| Medicinal chemicals and botanical products (in bulk) | 2833 | | 06/82 | 138.8 | 138.6 | 138.2 | 1.4 | -.3 |
| Primary products | | 2833-P | 06/82 | 134.7 | 134.3 | 133.8 | 1.5 | -.4 |
| Synthetic organic medicinal chemicals, in bulk | | 2833-1 | 06/82 | 134.9 | 134.3 | 133.3 | .5 | -.7 |
| Other medicinal chemicals and botanical products, in bulk, n.e.c. | | 2833-3 | 06/82 | 127.9 | 128.3 | 129.5 | 5.2 | .9 |
| Secondary products and miscellaneous receipts | | 2833-SM | | | | | | |
| Secondary products | | 2833-S | 06/82 | 162.4 | 163.1 | 163.6 | 1.2 | .3 |
| Pharmaceutical preparations | 2834 | | 06/81 | 338.5 | 341.2 | 343.3 | 4.8 | .6 |
| Primary products | | 2834-P | 06/81 | 356.3 | 359.8 | 362.1 | 4.8 | .6 |
| Neoplasms, endocrine system, and metabolic diseases | | 2834-A | 06/01 | 111.7 | 113.7 | 113.6 | 8.0 | -.1 |
| Cancer therapy products | | 2834-A11 | 06/81 | 735.9 | 755.0 | 753.9 | 5.6 | -.1 |
| Insulin/anti-diabetes products | | 2834-A12 | 06/81 | 351.7 | 351.7 | 351.7 | 6.9 | 0 |
| Other neoplasms, endocrine system, and metabolic diseases, including hormones | | 2834-A13 | 06/81 | 341.6 | 349.3 | 349.1 | 10.4 | -.1 |
| Central nervous system and sense organs | | 2834-B | 06/01 | 102.9 | 103.4 | 105.4 | 7.6 | 1.9 |
| Analgesics | | 2834-B11 | 06/01 | 104.0 | 104.2 | 105.8 | 5.5 | 1.5 |
| Analgesics, prescription | | 2834-B1111 | 06/81 | 573.8 | 576.4 | 589.4 | 8.6 | 2.3 |
| Analgesics, non-prescription | | 2834-B1112 | 06/81 | 213.3 | 212.7 | 212.7 | -.2 | 0 |
| Psychotherapeutics | | 2834-B12 | 06/81 | 1994.6 | 2009.5 | 2078.4 | 10.3 | 3.4 |
| Antidepressants | | 2834-B1211 | 12/87 | 326.2 | 326.2 | 341.1 | 17.7 | 4.6 |
| Other psychotherapeutics, including tranquilizers | | 2834-B1213 | 06/01 | 104.2 | 105.7 | 108.3 | 4.7 | 2.5 |
| Other central nervous system and sense organs | | 2834-B13 | 06/01 | 89.8 | 89.9 | 90.2 | 5.3 | .3 |
| Cardiovascular system | | 2834-C | 06/81 | 401.1 | 405.8 | 407.4 | 4.4 | .4 |
| Anticoagulants | | 2834-C11 | 06/81 | 101.7 | 103.2 | 103.2 | 1.7 | 0 |
| ACE inhibitors | | 2834-C12 | 06/01 | 101.7 | 103.6 | 103.6 | 3.8 | 0 |
| Other cardiovascular preparations | | 2834-C13 | 06/01 | 110.9 | 111.6 | 112.5 | 5.5 | .8 |
| Respiratory system | | 2834-4 | 06/01 | 110.4 | 110.0 | 110.6 | 3.0 | .5 |
| Bronchial therapy | | 2834-411 | 06/81 | 622.0 | 618.5 | 625.5 | 4.1 | 1.1 |
| Other respiratory preparations | | 2834-412 | 06/01 | 107.8 | 107.5 | 107.6 | 2.1 | .1 |
| Other respiratory preparations, prescription | | 2834-41211 | 06/01 | 115.3 | 116.7 | 116.9 | 6.2 | .2 |
| Other respiratory preparations, non-prescription | | 2834-41212 | 06/01 | 101.2 | 99.6 | 99.6 | -1.6 | 0 |
| Digestive and genito-urinary systems | | 2834-5 | 06/01 | 104.0 | 106.9 | 106.8 | 3.9 | -.1 |
| Antispasmodic/antisecretory | | 2834-511 | 06/81 | 294.0 | 313.9 | 313.9 | 6.7 | 0 |
| Other digestive and genito-urinary preparations | | 2834-512 | 06/01 | 106.0 | 106.4 | 106.3 | 2.3 | -.1 |
| Other digestive and genito-urinary preparations, prescription | | 2834-51211 | 06/01 | 107.5 | 107.6 | 107.7 | 2.8 | .1 |
| Other digestive and genito-urinary preparations, non-prescription | | 2834-51212 | 06/01 | 100.8 | 102.1 | 101.8 | 1.0 | -.3 |
| Skin preparations | | 2834-6 | 06/01 | 102.9 | 104.2 | 104.3 | 1.5 | .1 |
| Skin preparations, prescription | | 2834-611 | 06/81 | 686.7 | 705.1 | 707.0 | 3.2 | .3 |
| Skin preparations, non-prescription | | 2834-612 | 06/81 | 199.1 | 199.1 | 199.1 | 0 | 0 |
| Vitamins, nutrients and hematonic preparations | | 2834-7 | 06/01 | 99.5 | 100.3 | 99.7 | .1 | -.6 |
| Multivitamins | | 2834-711 | 06/81 | 158.2 | 158.4 | 158.3 | 1.5 | -.1 |
| Other vitamins and nutrients | | 2834-721 | 06/01 | 98.3 | 99.5 | 98.4 | -.9 | -1.1 |
| Other vitamins and nutrients, prescription | | 2834-72111 | 06/01 | 106.5 | 107.9 | 110.3 | 5.2 | 2.2 |
| Other vitamins and nutrients, non-prescription | | 2834-72112 | 06/01 | 95.0 | 96.2 | 93.7 | -3.5 | -2.6 |
| Parasitic and infective diseases | | 2834-8 | 06/01 | 108.0 | 108.7 | 109.6 | 4.2 | .8 |
| Broad and medium spectrum antibiotics | | 2834-811 | 06/81 | 259.0 | 260.4 | 263.2 | 2.7 | 1.1 |
| Systemic antivirals | | 2834-867 | 06/01 | 109.1 | 110.1 | 111.0 | 5.9 | .8 |
| Other parasitic and infective diseases | | 2834-869 | 06/01 | 111.3 | 111.9 | 112.4 | 5.8 | .4 |
| Veterinary preparations | | 2834-9 | 06/81 | 122.6 | (³) | 121.6 | -5.0 | (³) |

See footnotes at end of table.

Table 5. Producer price indexes for the net output of selected industries and their products, not seasonally adjusted

—Continued

| Industry and product ¹ | Industry code | Product code | Index base | Index | | | Percent change to July 2003 from: | |
|--|---------------|--------------|------------|------------------------|------------------------|------------------------|-----------------------------------|------------------|
| | | | | Mar. 2003 ² | June 2003 ² | July 2003 ² | July 2002 | June 2003 |
| Pharmaceutical preparations—Continued | | | | | | | | |
| Secondary products and miscellaneous receipts | | 2834-SM | | | | | | |
| Miscellaneous receipts | | 2834-M | 06/81 | 318.3 | 318.4 | 318.3 | 4.9 | 0.0 |
| Secondary products | | 2834-S | 06/81 | 187.8 | 187.3 | 192.8 | 5.2 | 2.9 |
| In vitro and in vivo diagnostics | 2835 | | 03/80 | 200.5 | 200.6 | 201.0 | 2.9 | .2 |
| Primary Products | | 2835-P | 06/87 | 131.8 | 131.9 | 132.1 | 2.2 | .2 |
| In vitro diagnostic substances | | 2835-1 | 06/91 | 117.0 | 117.1 | 117.3 | 2.2 | .2 |
| Reagents | | 2835-111 | 06/87 | 125.5 | 125.6 | 126.0 | 1.0 | .3 |
| Standards and controls | | 2835-115 | 06/87 | 144.0 | 144.0 | 144.0 | 3.5 | 0 |
| Blood bank, hematology, and coagulation products | | 2835-131 | 06/00 | 100.1 | 101.0 | 101.0 | -1.8 | 0 |
| Microbiology, serology, histology, virology, and cytology products | | 2835-135 | 06/87 | 130.5 | 130.5 | 130.6 | 4.4 | .1 |
| Other in vitro diagnostics, including culture media | | 2835-199 | 06/91 | 104.0 | 103.6 | 103.7 | 7.3 | .1 |
| Secondary products and miscellaneous receipts | | 2835-SM | | | | | | |
| Miscellaneous receipts | | 2835-M | 12/80 | 304.8 | 304.8 | 304.8 | 9.1 | 0 |
| Secondary products | | 2835-S | 03/80 | 247.3 | 246.3 | 247.3 | .4 | .4 |
| Biological products, except diagnostics | 2836 | | 06/91 | 138.0 | 138.6 | 136.8 | -9 | -1.3 |
| Primary products | | 2836-P | 06/91 | 130.8 | 131.5 | 129.2 | -1.4 | -1.7 |
| Blood and blood derivatives, for human use | | 2836-1 | 03/80 | 134.0 | (³) | (³) | (³) | (³) |
| Other blood and blood derivatives, except those used for passive immunization | | 2836-121 | 03/80 | 112.2 | (³) | (³) | (³) | (³) |
| Biologics for veterinary, industrial and other uses | | 2836-4 | 03/80 | 102.6 | 102.8 | 102.8 | 4.0 | 0 |
| Veterinary vaccines | | 2836-411 | 06/91 | 127.1 | 127.1 | 127.1 | 5.5 | 0 |
| Biologics for industrial and other uses | | 2836-431 | 03/87 | (³) | (³) | (³) | (³) | (³) |
| Other biologics: incl. antitoxins, immune serums, blood, and allergens, except diagnostics | | 2836-499 | 06/87 | 168.1 | (³) | 168.1 | (³) | (³) |
| Secondary products and miscellaneous receipts | | 2836-SM | | | | | | |
| Secondary products | | 2836-S | 06/91 | 142.9 | 142.9 | 142.9 | 1.3 | 0 |
| Pharmaceutical preparations | | 2834-S | 06/91 | 151.8 | 151.8 | 151.8 | 1.2 | 0 |
| Secondary products except pharmaceutical preparations | | 2836-SSS | 03/92 | 109.3 | 109.3 | 109.3 | 1.7 | 0 |
| Soap, detergents, and cleaning preparations, perfumes, cosmetics and other toilet preparations | 284 | | 12/84 | 134.6 | 134.8 | 134.8 | .4 | 0 |
| Soaps and other detergents | 2841 | | 06/83 | 129.0 | 129.0 | 129.4 | .3 | .3 |
| Primary products | | 2841-P | 06/83 | 125.0 | 125.0 | 125.7 | .2 | .6 |
| Soaps and detergents, commercial, industrial, and institutional | | 2841-1 | 06/83 | 155.5 | 155.8 | 155.9 | -1.2 | .1 |
| Alkaline detergents, commercial, industrial, and institutional | | 2841-171 | 06/00 | 98.4 | 99.0 | 99.1 | -4.0 | .1 |
| Synthetic organic detergents, commercial, industrial, and institutional | | 2841-172 | 06/00 | 103.2 | 103.4 | 103.6 | .7 | .2 |
| All other commercial, industrial, institutional type cleaners and soaps | | 2841-178 | 06/00 | 107.0 | 106.9 | 107.0 | 1.2 | .1 |
| Household detergents | | 2841-2 | 06/83 | 108.1 | 108.0 | 108.8 | .6 | .7 |
| Household dry laundry detergents | | 2841-262 | 06/83 | 132.0 | 131.8 | 131.9 | .8 | .1 |
| Household liquid detergents, light duty | | 2841-273 | 06/83 | 84.8 | 84.8 | 89.8 | 6.9 | 5.9 |
| Household liquid detergents, heavy duty | | 2841-274 | 06/89 | 77.8 | 77.7 | 77.7 | -4.3 | 0 |
| Other household detergents | | 2841-275 | 06/00 | 104.1 | 104.1 | 104.1 | 1.3 | 0 |
| Household soaps, except specialty cleaners and medicated soaps | | 2841-3 | 06/83 | 146.1 | 146.1 | 146.1 | .1 | 0 |
| Secondary and miscellaneous receipts | | 2841-SM | | | | | | |
| Miscellaneous receipts | | 2841-M | 06/83 | 141.8 | 141.8 | 141.9 | .4 | .1 |
| Secondary products | | 2841-S | 06/83 | 142.3 | 142.3 | 142.3 | .7 | 0 |
| Specialty cleaning, polishing, and sanitation preparations | 2842 | | 06/83 | 139.6 | 140.3 | 139.6 | .3 | -.5 |
| Primary products | | 2842-P | 06/83 | 139.3 | 140.1 | 141.1 | 1.0 | .7 |
| Household bleaches (chlorine and nonchlorine) | | 2842-2 | 06/83 | 134.9 | 137.8 | 137.8 | 2.2 | 0 |
| Specialty cleaning and sanitation products | | 2842-3 | 06/83 | 135.7 | 135.7 | 137.2 | .5 | 1.1 |
| Disinfectants, nonagricultural | | 2842-332 | 06/83 | 155.5 | 156.0 | 156.0 | 3.2 | 0 |
| Household laundry aids, incl. fabric softeners and rinses | | 2842-343 | 06/83 | 142.0 | 142.4 | 142.4 | 0 | 0 |
| Air and room fresheners | | 2842-383 | 06/83 | 120.9 | 119.1 | 126.1 | 3.9 | 5.9 |
| Other spec. cleaning prods., incl. glass window preps., toilet bowl clnrs., rug clnrs., etc. | | 2842-399 | 06/89 | 119.7 | 120.3 | 119.9 | -9 | -.3 |
| Polishing preparations and related products | | 2842-4 | 06/83 | 154.1 | 156.1 | 156.5 | 2.0 | .3 |
| Secondary products and miscellaneous receipts | | 2842-SM | | | | | | |
| Miscellaneous receipts | | 2842-M | 06/83 | 116.5 | 116.5 | 108.7 | -5.5 | -6.7 |
| Secondary products | | 2842-S | 06/83 | 152.4 | 153.8 | 154.3 | 3.5 | .3 |
| Surface-active agents | 2843 | | 12/83 | 152.8 | 154.7 | 154.0 | .5 | -.5 |
| Primary products | | 2843-P | 12/83 | 154.1 | 155.8 | 155.7 | 1.2 | -.1 |
| Textile and leather assistants and finishes | | 2843-1 | 12/83 | 128.5 | 128.5 | 128.6 | -1.2 | .1 |
| Bulk surface-active agents (surfactants) | | 2843-5 | 12/83 | 159.6 | 161.6 | 161.5 | 1.5 | -.1 |
| Secondary products and miscellaneous receipts | | 2843-SM | | | | | | |
| Secondary products | | 2843-S | 12/83 | 154.9 | 157.3 | 155.0 | -1.4 | -1.5 |
| Perfumes, cosmetics, and other toilet preparations | 2844 | | 03/80 | 181.9 | 181.6 | 181.7 | .5 | .1 |
| Primary products | | 2844-P | 03/80 | 182.3 | 182.0 | 182.1 | .6 | .1 |
| Shaving preparations | | 2844-1 | 03/80 | 152.9 | 153.1 | 153.1 | 1.1 | 0 |
| Perfume, toilet water, and cologne | | 2844-2 | 03/80 | 200.4 | 200.5 | 200.1 | .3 | -.2 |
| Hair preparations (including shampoos, except medicated) | | 2844-3 | 03/80 | 182.7 | 183.2 | 182.5 | .3 | -.4 |

See footnotes at end of table.

Table 5. Producer price indexes for the net output of selected industries and their products, not seasonally adjusted
—Continued

| Industry and product ¹ | Industry code | Product code | Index base | Index | | | Percent change to July 2003 from: | |
|---|---------------|--------------|------------|------------------------|------------------------|------------------------|-----------------------------------|------------------|
| | | | | Mar. 2003 ² | June 2003 ² | July 2003 ² | July 2002 | June 2003 |
| Perfumes, cosmetics, and other toilet preparations—Continued | | | | | | | | |
| Dentifrices, mouthwashes, gargles, and rinses | | 2844-4 | 03/80 | 130.1 | 130.1 | 130.1 | -0.2 | 0.0 |
| Creams, lotions, oils (ex. shaving, hair deodorant, eye, manicuring and bath) | | 2844-6 | 03/80 | 177.3 | 176.9 | 177.0 | .1 | .1 |
| Other cosmetics and toilet preparations, n. e. c. | | 2844-7 | 06/99 | 103.6 | 103.0 | 103.5 | 1.2 | .5 |
| Secondary products and miscellaneous receipts | | 2844-SM | | | | | | |
| Secondary products | | 2844-S | 03/80 | 285.0 | 285.2 | 285.2 | .1 | 0 |
| Paints and allied products | 285 | | 06/83 | 167.8 | 169.6 | 170.4 | 2.8 | .5 |
| Paints and allied products | 2851 | | 06/83 | 167.5 | 169.3 | 170.1 | 2.8 | .5 |
| Primary products | | 2851-P | 06/83 | 168.2 | 170.2 | 170.8 | 3.1 | .4 |
| Architectural coatings, including architectural lacquers | | 2851-1 | 06/83 | 174.4 | 179.2 | 179.1 | 3.8 | -1 |
| Exterior | | 2851-1A | 06/83 | 161.6 | 168.6 | 168.5 | 4.7 | -1 |
| Solvent-type | | 2851-1AA | 06/83 | 176.0 | 192.3 | 192.2 | 10.0 | -1 |
| Enamels and tinting bases, including interior-exterior floor enamels | | 2851-115 | 12/88 | 158.6 | 159.0 | 158.7 | .5 | -2 |
| Undercoaters and primers | | 2851-125 | 02/97 | 119.4 | 119.8 | 119.8 | .3 | 0 |
| Clear finishes | | 2851-135 | 02/85 | 153.8 | 153.8 | 153.8 | 2.3 | 0 |
| Water-type | | 2851-1AB | 06/83 | 150.7 | 152.2 | 152.1 | 1.3 | -1 |
| Paints and tinting bases, including barn and roof paints | | 2851-141 | 12/88 | 140.8 | 141.7 | 141.6 | 1.4 | -1 |
| Undercoaters and primers | | 2851-144 | 12/96 | 101.6 | (³) | 102.7 | 1.0 | (³) |
| Other exterior water thinned coatings | | 2851-155 | 12/96 | 107.2 | 110.9 | 110.9 | 1.4 | 0 |
| Interior | | 2851-1B | 06/83 | 186.4 | 189.6 | 189.4 | 3.1 | -1 |
| Solvent-type | | 2851-1BA | 06/83 | 192.7 | 202.9 | 202.3 | 6.2 | -3 |
| Semigloss, eggshell and satin paints and tinting bases | | 2851-169 | 06/83 | 190.2 | (³) | 190.2 | .4 | (³) |
| Clear finishes | | 2851-175 | 12/88 | 151.3 | 173.3 | 172.0 | 14.3 | -8 |
| Water-type | | 2851-18 | 06/83 | 182.0 | 183.4 | 183.3 | 2.3 | -1 |
| Flat paints and tinting bases | | 2851-181 | 06/83 | 193.9 | 195.7 | 195.7 | 3.0 | 0 |
| Semigloss, eggshell and satin paints and tinting bases | | 2851-183 | 06/83 | 172.2 | 173.4 | 173.3 | 2.6 | -1 |
| Undercoaters and primers | | 2851-186 | 12/88 | 116.4 | 117.0 | 117.0 | .5 | 0 |
| Other interior water thinned coatings | | 2851-188 | 12/88 | 134.8 | (³) | 134.8 | -1.7 | (³) |
| Product finishes for original equipment manufacturers (OEM), excluding marine coatings | | 2851-2 | 06/83 | 126.8 | 127.2 | 127.5 | 1.1 | .2 |
| Transportation finishes, except powdered and high-solids coatings | | 2851-2A | 06/83 | 127.4 | 128.4 | 128.4 | .5 | 0 |
| Automobile finishes | | 2851-222 | 06/83 | 116.2 | 116.2 | 116.2 | -1 | 0 |
| Wood finishes | | 2851-2B | 06/83 | 128.8 | 129.2 | 128.4 | 3.2 | -6 |
| Wood furniture, cabinet, and fixture finishes | | 2851-237 | 06/83 | 144.0 | 144.6 | 143.6 | 4.1 | -7 |
| Sheet, strip and coil coatings, including sidings, excluding containers | | 2851-241 | 06/83 | 116.8 | 116.8 | 121.1 | 3.7 | 3.7 |
| Container and closure finishes | | 2851-243 | 06/83 | 115.8 | 115.8 | 115.8 | 0 | 0 |
| Machinery and equipment finishes, including road building and farm implement | | 2851-247 | 06/83 | 180.4 | 181.6 | 181.6 | .3 | 0 |
| Metal furniture and fixture finishes | | 2851-249 | 06/83 | 101.7 | 101.7 | 101.5 | -3 | -2 |
| High-solids finishes (over 62.5 percent solids) | | 2851-254 | 06/83 | 153.9 | 153.9 | 153.9 | 1.2 | 0 |
| Special purpose coatings, including all marine coatings | | 2851-3 | 06/83 | 224.3 | 223.8 | 226.6 | 4.3 | 1.3 |
| Industrial maintenance paints (specially formulated) | | 2851-3A | 06/83 | 197.2 | 197.2 | 197.2 | .3 | 0 |
| Interior | | 2851-301 | 06/83 | 175.1 | 175.1 | 175.1 | 1.0 | 0 |
| Automotive and machinery refinish coatings | | 2851-3BA | 06/83 | 298.9 | (³) | (³) | (³) | (³) |
| Paints and enamels, except lacquers | | 2851-314 | 06/83 | 313.3 | (³) | (³) | (³) | (³) |
| Primers and undercoaters | | 2851-316 | 06/83 | 255.5 | (³) | (³) | (³) | (³) |
| Aerosol paints | | 2851-33 | 07/83 | 130.6 | 130.6 | 130.6 | .1 | 0 |
| Other special purpose coatings | | 2851-398 | 12/88 | 127.9 | 131.6 | 131.6 | 3.1 | 0 |
| Miscellaneous allied paint products | | 2851-5 | 12/88 | 155.1 | 156.8 | 157.3 | 3.9 | .3 |
| Thinners for dopes & lacquers & oleoresinous thinners, inc. mixtures & proprietary thinners | | 2851-531 | 06/83 | 248.1 | 256.3 | 256.3 | 10.8 | 0 |
| Pigment dispersions | | 2851-533 | 07/89 | 143.9 | 145.9 | 145.9 | 3.9 | 0 |
| Misc. related products, inc. brush cleaners, nonpressure wood preservatives, putty, etc. | | 2851-598 | 12/88 | 131.6 | 131.3 | 132.1 | .8 | .6 |
| Secondary products and miscellaneous receipts | | 2851-SM | | | | | | |
| Miscellaneous receipts | | 2851-M | 06/83 | 151.3 | 151.3 | 154.4 | 1.2 | 2.0 |
| Resales | | 2851-Z89 | 06/83 | 150.9 | (³) | 154.1 | 1.2 | (³) |
| Secondary products | | 2851-S | 06/83 | 165.1 | 161.9 | 165.8 | -4.7 | 2.4 |
| Plastic materials and resins | | 2821-S | 12/96 | 112.6 | (³) | (³) | (³) | (³) |
| Other secondary products | | 2851-SSSSS | 06/83 | 129.0 | 129.0 | (³) | (³) | (³) |
| Industrial organic chemicals | 286 | | 12/84 | 188.5 | 183.4 | 183.0 | 4.3 | -2 |
| Gum and wood chemicals | 2861 | | 06/84 | 171.1 | 173.3 | 169.8 | -1 | -2.0 |
| Primary products | | 2861-P | 06/84 | 167.7 | 170.6 | 167.0 | 1.8 | -2.1 |
| Softwood distillation products | | 2861-1 | 06/84 | 129.9 | 129.9 | 129.9 | 9.6 | 0 |
| Other gum and wood chemicals | | 2861-2 | 06/84 | 170.6 | 174.5 | 169.8 | -3 | -2.7 |
| Tall oils | | 2861-29 | 06/84 | 118.6 | 125.4 | 123.1 | 1.4 | -1.8 |
| Rosin | | 2861-296 | 06/84 | 127.9 | (³) | 113.2 | -12.0 | (³) |
| Secondary products and miscellaneous receipts | | 2861-SM | | | | | | |
| Cyclic crudes and intermediates | 2865 | | 12/82 | 127.7 | 121.5 | 120.7 | 1.2 | -7 |
| Primary products | | 2865-P | 12/82 | 132.3 | 124.7 | 123.7 | 1.3 | -8 |
| Cyclic intermediates | | 2865-1 | 12/82 | 127.6 | 117.2 | 115.8 | 2.4 | -1.2 |
| Synthetic organic dyes | | 2865-2 | 12/82 | 98.0 | 95.0 | 95.5 | -3.7 | .5 |

See footnotes at end of table.

Table 5. Producer price indexes for the net output of selected industries and their products, not seasonally adjusted
—Continued

| Industry and product ¹ | Industry code | Product code | Index base | Index | | | Percent change to July 2003 from: | |
|--|---------------|--------------|------------|------------------------|------------------------|------------------------|-----------------------------------|------------------|
| | | | | Mar. 2003 ² | June 2003 ² | July 2003 ² | July 2002 | June 2003 |
| Cyclic crudes and intermediates—Continued | | | | | | | | |
| Synthetic organic pigments, lakes, and toners | | 2865-3 | 12/82 | 134.9 | 134.4 | 134.2 | -0.4 | -0.1 |
| Aromatics, not made in a refinery | | 2865-6 | 05/83 | 118.3 | 118.3 | 118.3 | .7 | 0 |
| Tars, tar crudes, and tar pitches | | 2865-7 | 05/83 | 119.2 | (³) | (³) | (³) | (³) |
| Secondary products and miscellaneous receipts | | 2865-SM | | | | | | |
| Secondary products | | 2865-S | 12/82 | 126.7 | 126.4 | 126.4 | 3.4 | 0 |
| Industrial organic chemicals, n.e.c. | 2869 | | 12/82 | 197.8 | 193.4 | 193.0 | 4.9 | -2 |
| Primary products | | 2869-P | 12/82 | 164.1 | 163.2 | 160.4 | 4.8 | -1.7 |
| Liquid refinery gases (aliphatics), not made in a refinery | | 2869-1 | 06/01 | 111.8 | 108.4 | 99.2 | 4.8 | -8.5 |
| Ethyl alcohol | | 2869-2 | 12/82 | 165.3 | 140.9 | 142.1 | -1.3 | .9 |
| Synthetic organic chemicals, n.e.c. | | 2869-3 | 12/82 | 83.6 | 87.2 | 86.2 | 2.0 | -1.1 |
| Miscellaneous end-use chemicals and chemical products | | 2869-6 | 12/82 | 148.7 | 156.0 | 155.6 | 9.6 | -3 |
| Miscellaneous cyclic and acyclic chemicals and chemical products | | 2869-7 | 12/82 | 182.0 | 179.1 | 179.3 | 3.8 | .1 |
| Secondary products and miscellaneous receipts | | 2869-SM | | | | | | |
| Miscellaneous receipts | | 2869-M | 12/82 | 831.2 | 834.3 | 834.3 | 3.5 | 0 |
| Secondary products | | 2869-S | 12/82 | 193.6 | 175.3 | 186.0 | 5.4 | 6.1 |
| Other secondary products | | 2869-SSS | 12/82 | 233.8 | 211.7 | 224.7 | 8.6 | 6.1 |
| Agricultural chemicals | 287 | | 12/84 | 136.6 | 135.2 | 134.4 | 5.8 | -6 |
| Nitrogenous fertilizers | 2873 | | 12/79 | 183.0 | 177.1 | 173.4 | 31.9 | -2.1 |
| Primary products | | 2873-P | 12/79 | 178.5 | 173.0 | 169.2 | 35.7 | -2.2 |
| Synthetic ammonia, nitric acid, and ammonium compounds | | 2873-1 | 12/79 | 192.4 | 186.2 | 182.2 | 35.9 | -2.1 |
| Urea | | 2873-2 | 12/79 | 116.9 | 113.8 | 110.9 | 34.4 | -2.5 |
| Nitrogenous fertilizer materials of organic origin | | 2873-3 | 06/03 | (³) | 100.0 | 98.5 | (³) | -1.5 |
| Secondary products and miscellaneous receipts | | 2873-SM | | | | | | |
| Secondary products | | 2873-S | 12/79 | (³) | 164.3 | 163.3 | -5.3 | -6 |
| Secondary products | | 2873-SS | 12/79 | (³) | 164.3 | (³) | (³) | (³) |
| Phosphatic fertilizers | 2874 | | 12/79 | 149.7 | 145.3 | 143.2 | 7.8 | -1.4 |
| Primary products | | 2874-P | 12/79 | 122.7 | 119.5 | 118.0 | 9.7 | -1.3 |
| Superphosphate and other phosphatic fertilizer materials | | 2874-2 | 12/79 | 115.0 | 112.6 | 110.9 | 10.9 | -1.5 |
| Mixed fertilizers, made by plants which manufacture fertilizer materials | | 2874-4 | 12/79 | (³) | (³) | 131.7 | (³) | (³) |
| Secondary products and miscellaneous receipts | | 2874-SM | | | | | | |
| Fertilizers, mixing only | 2875 | | 12/79 | 148.7 | 149.6 | 149.8 | 4.6 | .1 |
| Primary products | | 2875-P | 12/79 | 144.0 | 145.3 | 145.5 | 4.8 | .1 |
| Fertilizers, mixing only | | 2875-1 | 06/86 | 127.9 | 129.1 | 129.2 | 4.8 | .1 |
| Mixed fertilizers, solid | | 2875-125 | 06/03 | (³) | 100.0 | 100.1 | (³) | .1 |
| Mixed fertilizers, liquid | | 2875-131 | 06/86 | 129.7 | 130.7 | 130.7 | 5.1 | 0 |
| Secondary products and miscellaneous receipts | | 2875-SM | | | | | | |
| Miscellaneous receipts | | 2875-M | 12/79 | 160.6 | 158.0 | 158.5 | 3.1 | .3 |
| Miscellaneous receipts | | 2875-MM | 12/79 | (³) | 158.0 | (³) | (³) | (³) |
| Secondary products | | 2875-S | 12/79 | (³) | (³) | 163.7 | (³) | (³) |
| Pesticides and other agricultural chemicals | 2879 | | 06/82 | 137.7 | 137.8 | 137.8 | -4 | 0 |
| Primary products | | 2879-P | 06/82 | 145.8 | 146.0 | 146.0 | -5 | 0 |
| Agricultural and commercial insecticides and chemicals | | 2879-A | 06/03 | (³) | 100.0 | 100.0 | (³) | 0 |
| Lawn and garden pesticides and chemicals | | 2879-B | 06/03 | (³) | 100.0 | 100.0 | (³) | 0 |
| Household and institutional pesticides and chemicals | | 2879-C | 06/03 | (³) | 100.0 | 99.9 | (³) | -1 |
| Secondary products and miscellaneous receipts | | 2879-SM | | | | | | |
| Secondary products | | 2879-S | 06/82 | (³) | (³) | 109.9 | (³) | (³) |
| Miscellaneous chemical products | 289 | | 12/84 | 147.8 | 149.2 | 149.2 | 1.6 | 0 |
| Adhesives and sealants | 2891 | | 12/83 | 159.5 | 159.9 | 160.0 | .9 | .1 |
| Primary products | | 2891-P | 12/83 | 158.2 | 158.7 | 158.7 | 1.0 | 0 |
| Natural base glues and adhesives | | 2891-3 | 12/83 | 167.4 | 168.7 | 168.7 | .8 | 0 |
| Synthetic resin and rubber adhesives, including cellulose, nitrocellulose, etc. | | 2891-4 | 12/83 | 163.4 | 163.8 | 163.9 | 1.0 | .1 |
| Vinyl type adhesives | | 2891-44 | 12/83 | 142.7 | 143.8 | 143.4 | -1.0 | -3 |
| Hot melt adhesives, including nylon, polyolefin, and other hot melts | | 2891-465 | 12/83 | 184.1 | 184.8 | 184.6 | .1 | -1 |
| Rubber and synthetic resin combinations | | 2891-478 | 12/83 | 170.4 | 169.4 | 172.2 | 2.7 | 1.7 |
| Other synthetic resin & rubber adhesives | | 2891-498 | 06/97 | 111.4 | 111.6 | 111.6 | 1.5 | 0 |
| Structural sealants (load bearing) | | 2891-6 | 06/97 | 100.4 | 100.4 | 100.4 | -1.8 | 0 |
| Nonstructural sealants and caulks | | 2891-7 | 06/97 | 105.9 | 106.5 | 106.5 | 1.6 | 0 |
| Secondary products and miscellaneous receipts | | 2891-SM | | | | | | |
| Miscellaneous receipts | | 2891-M | 12/83 | 201.9 | 202.3 | 202.3 | .5 | 0 |
| Secondary products | | 2891-S | 12/83 | 146.1 | 145.9 | 145.9 | .4 | 0 |
| Explosives | 2892 | | 12/80 | 213.7 | 222.5 | 222.5 | 6.5 | 0 |
| Primary products | | 2892-P | 12/80 | 189.1 | 195.1 | 195.1 | 5.5 | 0 |
| Explosives, propellants, and blasting accessories (not manufactured in GOCOs) | | 2892-1 | 12/80 | 190.3 | 196.4 | 196.4 | 5.5 | 0 |
| Industrial explosives | | 2892-11 | 12/80 | 175.0 | 183.3 | 183.3 | 10.0 | 0 |
| ANFO, except slurry | | 2892-117 | 12/80 | 211.9 | (³) | (³) | (³) | (³) |
| Other industrial explosives | | 2892-127 | 06/88 | 141.9 | 146.1 | 146.1 | 13.3 | 0 |

See footnotes at end of table.

Table 5. Producer price indexes for the net output of selected industries and their products, not seasonally adjusted

—Continued

| Industry and product ¹ | Industry code | Product code | Index base | Index | | | Percent change to July 2003 from: | |
|--|---------------|--------------|------------|------------------------|------------------------|------------------------|-----------------------------------|------------------|
| | | | | Mar. 2003 ² | June 2003 ² | July 2003 ² | July 2002 | June 2003 |
| Explosives—Continued | | | | | | | | |
| Blasting accessories | | 2892-15 | 12/80 | 181.2 | 182.1 | (³) | (³) | (³) |
| Other blasting accessories (squibs, ignitors, fuse, other blasting caps, n.e.c.) | | 2892-157 | 06/88 | 96.6 | 96.5 | (³) | (³) | (³) |
| Secondary products and miscellaneous receipts | | 2892-SM | | | | | | |
| Miscellaneous receipts | | 2892-M | 12/80 | 330.5 | (³) | (³) | (³) | (³) |
| Resales | | 2892-Z89 | 12/80 | 314.5 | (³) | (³) | (³) | (³) |
| Printing ink | 2893 | | 06/84 | 135.7 | 135.6 | 135.7 | -1.7 | .1 |
| Primary products | | 2893-P | 06/84 | 135.5 | 135.5 | 135.4 | -1.7 | -.1 |
| Letterpress ink (black and color) | | 2893-1 | 06/84 | 165.1 | 165.1 | 165.1 | 0 | 0 |
| Lithographic and offset ink (black and color) | | 2893-2 | 06/84 | 131.9 | 131.7 | 132.0 | -3.3 | .2 |
| News and nonheat web ink | | 2893-231 | 12/89 | 120.3 | 120.3 | 121.4 | -.8 | .9 |
| Publication and commercial web ink | | 2893-233 | 12/97 | 93.3 | 93.3 | 93.4 | -3.2 | .1 |
| Sheet-fed packaging ink | | 2893-234 | 12/97 | 96.0 | 95.4 | 95.3 | -7.4 | -.1 |
| Sheet-fed general printing ink | | 2893-244 | 12/97 | 104.0 | 103.6 | 103.9 | -3.0 | .3 |
| Other lithographic and offset ink | | 2893-245 | 12/89 | 125.1 | 125.1 | 125.1 | -5.1 | 0 |
| Gravure ink | | 2893-3 | 06/84 | 127.4 | 127.4 | 127.4 | -.2 | 0 |
| Flexographic ink | | 2893-4 | 06/84 | 130.8 | 130.6 | 129.7 | -1.1 | -.7 |
| Packaging ink | | 2893-481 | 06/84 | 131.9 | 131.6 | 130.4 | -1.5 | -.9 |
| Solvent types | | 2893-48182 | 12/89 | 122.4 | 121.5 | 118.3 | -3.3 | -2.6 |
| Water types | | 2893-48183 | 12/89 | 114.4 | 114.4 | 114.4 | -.5 | 0 |
| Other flexographic ink | | 2893-484 | 12/89 | 118.7 | 118.7 | 118.7 | 0 | 0 |
| Printing ink, n.e.c. | | 2893-5 | 06/84 | 153.6 | 154.8 | 154.8 | .6 | 0 |
| Secondary products and miscellaneous receipts | | 2893-SM | | | | | | |
| Miscellaneous receipts | | 2893-M | 06/84 | 157.7 | 157.7 | 160.4 | 1.7 | 1.7 |
| Secondary products | | 2893-S | 06/84 | 109.1 | 109.1 | 109.1 | -4.3 | 0 |
| Carbon black | 2895 | | 12/83 | 134.8 | (³) | 155.0 | 18.2 | (³) |
| Primary products | | 2895-P | 12/83 | 134.8 | (³) | 155.0 | 18.2 | (³) |
| Carbon black | | 2895-1 | 12/83 | 134.8 | (³) | 155.0 | 18.2 | (³) |
| Chemicals and chemical preparations, n.e.c. | 2899 | | 06/85 | 140.9 | 141.0 | 141.3 | 1.4 | .2 |
| Primary products | | 2899-P | 06/85 | 139.8 | 140.1 | 140.3 | 1.7 | .1 |
| Salt, evaporated and solar | | 2899-1 | 06/85 | 131.5 | 132.0 | 136.2 | 7.2 | 3.2 |
| Fatty acids (produced for sale as such) | | 2899-2 | 06/85 | (³) | (³) | (³) | (³) | (³) |
| Chemical preparations, n.e.c., including essential oils | | 2899-5 | 06/85 | 144.0 | 143.9 | 143.8 | 1.1 | -.1 |
| Water treating compounds | | 2899-57 | 06/85 | 138.3 | 138.3 | 138.3 | .2 | 0 |
| Chemical preparations, n.e.c., including essential oils and automotive chemicals | | 2899-59 | 06/85 | 139.7 | 139.6 | 139.5 | 1.3 | -.1 |
| Secondary products and miscellaneous receipts | | 2899-SM | | | | | | |
| Miscellaneous receipts | | 2899-M | 08/01 | 100.9 | 100.9 | 100.9 | .6 | 0 |
| Secondary products | | 2899-S | 06/85 | 157.1 | 155.4 | 156.6 | -1.7 | .8 |
| Petroleum refining and related products | 29 | | 12/84 | 145.9 | 115.4 | 118.1 | 16.8 | 2.3 |
| Petroleum refining | 291 | | 06/85 | 147.4 | 113.8 | 116.8 | 18.2 | 2.6 |
| Petroleum refining | 2911 | | 06/85 | 147.4 | 113.8 | 116.8 | 18.2 | 2.6 |
| Primary products | | 2911-P | 06/85 | 149.3 | 115.2 | 118.2 | 18.1 | 2.6 |
| Liquefied refinery gases, including other aliphatics (feed stock and other uses) | | 2911-A | 06/85 | 447.0 | 335.8 | 329.2 | 43.7 | -2.0 |
| Gasoline, including finished base stocks and blending agents | | 2911-1 | 06/85 | 136.4 | 112.6 | 114.5 | 16.2 | 1.7 |
| Motor gasoline, including finished base stocks and blending agents | | 2911-13 | 06/85 | 136.6 | 112.8 | 114.6 | 16.2 | 1.6 |
| Regular gasoline | | 2911-134 | 06/85 | 133.0 | 109.7 | 110.9 | 16.5 | 1.1 |
| Mid-premium gasoline | | 2911-135 | 12/87 | 205.4 | 169.7 | 173.3 | 15.8 | 2.1 |
| Premium gasoline | | 2911-136 | 06/85 | 136.1 | 112.9 | 116.6 | 15.4 | 3.3 |
| Jet fuel | | 2911-2 | 06/85 | 146.3 | 98.5 | 98.9 | 11.4 | .4 |
| Kerosene, except jet fuel | | 2911-3 | 06/85 | 143.1 | 93.4 | 90.8 | 14.1 | -2.8 |
| Light fuel oils | | 2911-4 | 06/85 | 161.5 | 111.1 | 114.4 | 19.4 | 3.0 |
| Home heating oil and other distillates, NEC | | 2911-411 | 06/85 | 165.7 | 109.8 | 111.9 | 18.9 | 1.9 |
| Diesel fuel | | 2911-413 | 06/85 | 162.0 | 112.5 | 116.1 | 19.6 | 3.2 |
| Heavy fuel oils, including No. 5, No. 6, heavy diesel, gas enrichment oils, etc. | | 2911-5 | 06/85 | 151.3 | 108.7 | 157.1 | 45.5 | 44.5 |
| Asphalt | | 2911-9 | 06/85 | 94.9 | (³) | 79.8 | -3.0 | (³) |
| Paving and roofing materials | 295 | | 12/84 | 125.1 | 127.4 | 126.5 | 4.9 | -.7 |
| Asphalt paving mixtures and blocks | 2951 | | 06/81 | 148.4 | 149.1 | 147.9 | 4.0 | -.8 |
| Primary products | | 2951-P | 06/81 | 145.5 | 146.2 | 144.9 | 4.6 | -.9 |
| Emulsified asphalt, including liquid additives | | 2951-111 | 06/81 | 138.8 | 136.5 | 136.6 | 8.4 | .1 |
| Other liquid asphalt & tar paving materials, including cut backs | | 2951-112 | 06/81 | 106.0 | 106.3 | 106.3 | 2.0 | 0 |
| Asphaltic (bituminous) concrete and paving cements | | 2951-113 | 06/81 | 154.8 | 156.4 | 154.5 | 4.2 | -1.2 |
| Other asphalt paving mixtures and blocks | | 2951-114 | 06/81 | 88.6 | 89.4 | 88.1 | .7 | -1.5 |
| Secondary products and miscellaneous receipts | | 2951-SM | | | | | | |
| Secondary products | | 2951-S | 06/81 | 169.1 | 169.1 | 169.1 | -.6 | 0 |
| Asphalt felts and coatings | 2952 | | 06/84 | 118.9 | 123.2 | 122.4 | 6.0 | -.6 |

See footnotes at end of table.

Table 5. Producer price indexes for the net output of selected industries and their products, not seasonally adjusted
—Continued

| Industry and product ¹ | Industry code | Product code | Index base | Index | | | Percent change to July 2003 from: | |
|--|---------------|--------------|------------|------------------------|------------------------|------------------------|-----------------------------------|------------------|
| | | | | Mar. 2003 ² | June 2003 ² | July 2003 ² | July 2002 | June 2003 |
| Asphalt felts and coatings—Continued | | | | | | | | |
| Primary products | | 2952-P | 06/84 | 117.8 | 121.8 | 121.1 | 5.7 | -0.6 |
| Roofing asphalts and pitches, coatings, and cements including fibrated and nonfi | | 2952-2 | 06/84 | 128.4 | 138.7 | 138.5 | 12.9 | -.1 |
| Prepared asphalt and tar roofing and siding products including saturated felts a | | 2952-3 | 06/84 | 114.2 | 117.1 | 116.2 | 4.3 | -.8 |
| Smooth-surface roll roofing and cap sheets including organic and fiberglass base | | 2952-31 | 06/84 | 117.1 | 120.5 | 119.6 | 6.5 | -.7 |
| Mineral-surface roll roofing and cap sheets including organic and fiberglass bas | | 2952-32 | 06/84 | 104.1 | 108.6 | 107.3 | 9.9 | -1.2 |
| Shingles including strip and individual, organic and inorganic, all styles | | 2952-33 | 12/91 | 110.8 | 117.4 | 117.6 | 5.7 | .2 |
| Other prepared asphalt & tar products for roofing and siding incl. organic and f | | 2952-37 | 06/98 | 141.5 | 132.6 | 128.4 | -1.2 | -3.2 |
| Secondary products and miscellaneous receipts | | 2952-SM | | | | | | |
| Secondary products | | 2952-S | 06/84 | 114.3 | (³) | 120.7 | 6.2 | (³) |
| Miscellaneous products of petroleum and coal | 299 | | 12/84 | 162.8 | 166.4 | 165.9 | 3.4 | -.3 |
| Lubricating oils and greases | 2992 | | 12/80 | 188.3 | 193.0 | 192.3 | 3.7 | -.4 |
| Primary products | | 2992-P | 12/80 | 191.1 | 195.7 | 194.9 | 3.7 | -.4 |
| Lubricating and similar oils | | 2992-1 | 12/80 | 192.6 | 197.9 | 196.8 | 3.9 | -.6 |
| Automotive lubricating oils | | 2992-111 | 12/80 | 208.8 | 217.1 | 214.3 | 4.1 | -1.3 |
| Engine oils | | 2992-1115 | 06/95 | 118.2 | 122.9 | 121.1 | 3.8 | -1.5 |
| Engine oil for gasoline engines | | 2992-11151 | 06/95 | 117.3 | 120.8 | 120.7 | 4.4 | -.1 |
| Engine oil for diesel engines | | 2992-11152 | 06/95 | 119.5 | 127.8 | 121.0 | 1.9 | -5.3 |
| Other engine oil | | 2992-11153 | 06/95 | 133.7 | 136.3 | 136.3 | 6.5 | 0 |
| Transmission and hydraulic fluids | | 2992-1116 | 06/95 | 125.1 | 130.7 | 130.4 | 7.2 | -.2 |
| Automatic transmission fluid | | 2992-11161 | 06/95 | 129.5 | 134.0 | 134.0 | 6.3 | 0 |
| Other transmission and hydraulic fluids | | 2992-11162 | 06/95 | 119.9 | 126.7 | 126.1 | 8.4 | -.5 |
| Automotive gear oil | | 2992-1117 | 06/95 | 131.3 | 132.4 | (³) | (³) | (³) |
| Automotive gear oil | | 2992-11171 | 06/95 | 131.3 | 132.4 | (³) | (³) | (³) |
| Industrial lubricating oils | | 2992-121 | 12/80 | 160.0 | 160.9 | 162.4 | 3.6 | .9 |
| General industrial oils | | 2992-12111 | 12/80 | 163.5 | 165.1 | 167.9 | 5.0 | 1.7 |
| Industrial process oils | | 2992-12112 | 12/80 | 146.8 | 147.3 | 147.3 | -2.5 | 0 |
| Industrial metalworking fluids | | 2992-12113 | 12/80 | 161.2 | 161.5 | 161.5 | 4.5 | 0 |
| Lubricating greases | | 2992-2 | 12/80 | 183.0 | 180.6 | 182.4 | 1.2 | 1.0 |
| Automotive greases | | 2992-231 | 12/80 | 165.9 | (³) | 165.9 | 3.7 | (³) |
| Industrial greases | | 2992-232 | 12/80 | 191.8 | 190.7 | 191.0 | .4 | .2 |
| Other greases | | 2992-234 | 06/88 | 179.0 | (³) | 179.0 | 1.8 | (³) |
| Secondary products and miscellaneous receipts | | 2992-SM | | | | | | |
| Miscellaneous receipts | | 2992-M | 12/80 | 179.0 | 180.5 | 180.5 | 2.0 | 0 |
| Resales | | 2992-Z89 | 06/88 | 148.9 | 150.1 | 150.1 | 2.0 | 0 |
| Secondary products | | 2992-S | 12/80 | 153.4 | 159.7 | 159.7 | 4.6 | 0 |
| Products of petroleum and coal, n.e.c. | 2999 | | 12/84 | 138.2 | 138.8 | 138.8 | 1.4 | 0 |
| Primary products | | 2999-P | 12/84 | 138.4 | 139.0 | 139.0 | 1.5 | 0 |
| Petroleum and coal products, n.e.c. | | 2999-6 | 12/02 | 101.1 | 101.5 | 101.5 | (³) | 0 |
| Secondary and miscellaneous products | | 2999-SM | | | | | | |
| Miscellaneous receipts | | 2999-M | 12/02 | 100.0 | 100.0 | 100.0 | (³) | 0 |
| Rubber and miscellaneous plastic products | 30 | | 12/84 | 128.1 | 129.0 | 128.8 | 2.6 | -.2 |
| Tires and inner tubes | 301 | | 06/81 | 105.4 | 105.2 | 105.8 | 2.9 | .6 |
| Tires and inner tubes | 3011 | | 06/81 | 105.4 | 105.2 | 105.8 | 3.0 | .6 |
| Primary products | | 3011-P | 06/81 | 100.5 | 100.3 | 100.8 | 3.0 | .5 |
| Passenger car pneumatic tires | | 3011-1 | 06/81 | 92.9 | 92.4 | 93.0 | 2.6 | .6 |
| Radials | | 3011-112 | 06/81 | 94.0 | 93.5 | 94.1 | 2.7 | .6 |
| All season (except high performance) and all other radials incl. off highway | | 3011-1122 | 12/88 | 99.2 | 98.5 | 99.3 | 1.7 | .8 |
| Replacement | | 3011-11224 | 06/95 | (³) | 93.6 | (³) | (³) | (³) |
| High performance | | 3011-1123 | | | | | | |
| Truck/bus tires, including off highway | | 3011-2 | 06/81 | 94.1 | 94.1 | 94.8 | 3.6 | .7 |
| Radials | | 3011-21 | 06/81 | 77.5 | 77.5 | 78.1 | 3.7 | .8 |
| Light highway truck | | 3011-213 | 06/81 | 80.8 | 80.8 | 82.0 | 4.9 | 1.5 |
| Replacement | | 3011-21312 | 06/95 | (³) | 95.9 | (³) | (³) | (³) |
| Medium and wide base highway truck | | 3011-214 | | | | | | |
| Replacement | | 3011-21412 | 06/95 | 105.9 | 105.9 | 105.9 | 3.7 | 0 |
| Non-radials | | 3011-215 | 06/81 | 99.2 | 99.4 | 99.9 | 1.3 | .5 |
| Other pneumatic and all solid tires | | 3011-3 | 06/81 | 127.8 | 127.8 | 127.8 | 1.8 | 0 |
| Tractor/implement tires | | 3011-314 | 06/81 | 119.9 | 119.9 | 119.9 | 1.9 | 0 |
| Front tractor and farm implement Original equipment and replacement | | 3011-31411 | 06/95 | 81.4 | 81.4 | 81.4 | 2.0 | 0 |
| All other pneumatic, including aircraft, mobile home and bicycle | | 3011-319 | 06/81 | 138.9 | 138.9 | 138.9 | 1.6 | 0 |
| Industrial and highway - solid | | 3011-333 | 06/81 | 128.8 | 129.5 | 129.5 | 3.0 | 0 |
| Inner tubes | | 3011-4 | 06/81 | 134.0 | 134.2 | 134.2 | -.5 | 0 |
| Tread rubber, tire sundries, and repair materials | | 3011-5 | 06/81 | 144.9 | 144.9 | 144.9 | 2.8 | 0 |
| Tread rubber | | 3011-511 | 06/81 | 135.0 | (³) | (³) | (³) | (³) |

See footnotes at end of table.

Table 5. Producer price indexes for the net output of selected industries and their products, not seasonally adjusted
—Continued

| Industry and product ¹ | Industry code | Product code | Index base | Index | | | Percent change to July 2003 from: | |
|--|---------------|--------------|------------|------------------------|------------------------|------------------------|-----------------------------------|------------------|
| | | | | Mar. 2003 ² | June 2003 ² | July 2003 ² | July 2002 | June 2003 |
| Tires and inner tubes—Continued | | | | | | | | |
| Other tire sundries and repair materials, n.e.c. | | 3011-539 | 06/81 | 178.1 | 178.1 | (³) | (³) | (³) |
| Rubber and plastic footwear | 302 | | 12/80 | 128.9 | 128.9 | 128.9 | .2 | 0 |
| Rubber and plastic footwear | 3021 | | 12/80 | 128.9 | 128.9 | 128.9 | .2 | 0 |
| Primary products | | 3021-P | 12/80 | 135.0 | 135.0 | 135.0 | .2 | 0 |
| Protective Footwear | | 3021-4 | 12/80 | 158.0 | 158.0 | 158.0 | .8 | 0 |
| Shoes with soles vulcanized, molded or cemented to fabric uppers, excl. slippers | | 3021-5 | 12/86 | (³) | (³) | 114.5 | 0 | (³) |
| Secondary products and miscellaneous receipts | | 3021-SM | | | | | | |
| Miscellaneous receipts | | 3021-M | 12/93 | (³) | (³) | 101.1 | (³) | (³) |
| Secondary products | | 3021-S | 12/80 | (³) | (³) | 137.0 | (³) | (³) |
| Gaskets, packing, and sealing devices and rubber and plastics hose and belting | 305 | | 06/95 | 111.3 | 111.5 | 111.6 | 1.8 | .1 |
| Rubber and plastics hose and belting | 3052 | | 12/81 | 158.1 | 158.8 | 159.2 | 3.3 | .3 |
| Primary products | | 3052-P | 12/81 | 157.0 | 157.5 | 158.0 | 3.1 | .3 |
| Rubber and plastics belts and belting, flat | | 3052-1 | 12/81 | 158.0 | 158.9 | 160.4 | 3.0 | .9 |
| Light weight conveyor and elevator | | 3052-103 | 12/81 | 177.8 | 176.4 | 177.0 | 1.7 | .3 |
| Heavy duty conveyor and elevator | | 3052-105 | 12/81 | 180.3 | 183.5 | 186.6 | 4.7 | 1.7 |
| Rubber and plastics transmission belts and belting, other than flat | | 3052-2 | 12/81 | 146.7 | (³) | 146.7 | 1.2 | (³) |
| Motor vehicle | | 3052-225 | 12/81 | (³) | (³) | (³) | (³) | (³) |
| Rubber hose, mandrel made, and all hydraulic | | 3052-3 | 12/81 | 168.2 | 168.2 | 167.8 | 1.1 | -.2 |
| Textile, nonhydraulic | | 3052-314 | 12/81 | 184.9 | 184.9 | 184.9 | 1.6 | 0 |
| Wire, hydraulic | | 3052-316 | 12/81 | 174.5 | 174.5 | 173.5 | .8 | -.6 |
| Wire, nonhydraulic | | 3052-318 | 12/81 | 91.2 | 91.2 | 91.2 | 2.1 | 0 |
| Rubber and plastics garden hose | | 3052-5 | 12/81 | 154.4 | (³) | (³) | (³) | (³) |
| Plastics, including perforated sprinkler | | 3052-561 | 12/81 | 145.4 | (³) | (³) | (³) | (³) |
| Rubber | | 3052-563 | 12/81 | 181.7 | (³) | (³) | (³) | (³) |
| All other rubber and plastics hose | | 3052-6 | 12/81 | 173.2 | 175.0 | 176.3 | 9.6 | .7 |
| All other rubber hose | | 3052-6A | 06/95 | 119.5 | 121.3 | 122.4 | 11.5 | .9 |
| Wrapped reinforced | | 3052-63 | 07/95 | 140.7 | (³) | (³) | (³) | (³) |
| All other rubber hose, n.e.c. | | 3052-674 | 12/81 | 157.3 | 158.9 | 158.6 | 12.6 | -.2 |
| Plastic hose, except garden | | 3052-68 | 12/81 | 196.1 | 194.6 | 194.8 | 2.6 | .1 |
| Hydraulic | | 3052-682 | 06/87 | 162.4 | 162.4 | (³) | (³) | (³) |
| Nonhydraulic | | 3052-684 | 12/81 | 206.8 | 204.6 | 204.8 | .8 | .1 |
| Secondary products and miscellaneous receipts | | 3052-SM | | | | | | |
| Secondary products | | 3052-S | 12/81 | 199.1 | 201.5 | 201.5 | 5.7 | 0 |
| Gaskets, packing and sealing devices | 3053 | | 12/85 | 140.6 | 140.7 | 140.7 | .6 | 0 |
| Primary products | | 3053-P | 12/85 | 145.3 | 145.4 | 145.4 | .6 | 0 |
| Compression packings | | 3053-4 | 12/85 | 176.4 | 176.4 | 176.4 | 2.6 | 0 |
| Nonmetallic gaskets and gasketing | | 3053-5 | 12/85 | 157.1 | 157.6 | 157.0 | .4 | -.4 |
| Elastomeric, all material | | 3053-515 | 12/85 | 138.7 | 140.6 | 138.7 | -1.4 | -1.4 |
| Other non-metallic, n.e.c. | | 3053-529 | 12/85 | 134.3 | 134.1 | 134.2 | 1.2 | .1 |
| Molded packing and sealing devices | | 3053-6 | 12/85 | 135.5 | 135.8 | 136.5 | .1 | .5 |
| O-rings (including spliced; excluding metal) | | 3053-621 | 12/85 | 117.6 | 117.6 | 119.7 | 2.9 | 1.8 |
| All other molded packing and seals (including leather and plastic seals) | | 3053-635 | 12/85 | 147.8 | 148.3 | 148.3 | -.9 | 0 |
| Metallic gaskets and machined seals | | 3053-7 | 12/85 | 181.8 | 181.9 | 181.9 | 2.0 | 0 |
| Axial mechanical face seals | | 3053-8 | 12/85 | 156.9 | 156.9 | 156.9 | 1.6 | 0 |
| Rotary oil seals | | 3053-9 | 12/90 | 108.9 | 108.2 | 108.2 | -1.1 | 0 |
| Secondary products and miscellaneous receipts | | 3053-SM | | | | | | |
| Secondary products | | 3053-S | 12/85 | 98.8 | (³) | 98.8 | (³) | (³) |
| Fabricated rubber products, n.e.c. | 306 | | 12/88 | 121.9 | 121.8 | 122.0 | .5 | .2 |
| Molded, extruded and lathe cut mechanical rubber goods | 3061 | | 12/88 | 119.5 | 119.0 | 119.6 | .3 | .5 |
| Primary products | | 3061-P | 12/88 | 117.6 | 117.1 | 117.8 | .2 | .6 |
| Molded rubber mechanical goods | | 3061-A | 06/83 | 121.3 | 120.4 | 121.4 | .2 | .8 |
| Automotive | | 3061-A11 | 06/83 | 97.7 | 96.7 | 97.8 | .2 | 1.1 |
| Transportation, other than automotive | | 3061-A12 | 06/83 | 135.7 | 135.7 | 135.7 | 0 | 0 |
| Appliances, household and commercial | | 3061-A13 | 06/83 | 117.8 | 117.8 | 117.8 | .7 | 0 |
| Oil and gas field machinery and equipment | | 3061-A14 | 06/83 | 134.7 | (³) | 134.7 | 0 | (³) |
| Other molded goods | | 3061-A16 | 06/83 | 153.4 | 152.3 | 153.6 | .3 | .9 |
| Extruded rubber mechanical goods | | 3061-B | 06/83 | 114.9 | 115.4 | 115.4 | 0 | 0 |
| Automotive, except tubing | | 3061-B11 | 06/83 | 99.3 | 99.4 | 99.4 | -.1 | 0 |
| Automotive tubing | | 3061-B13 | 12/88 | 94.0 | 94.0 | 94.0 | -.9 | 0 |
| Other tubing | | 3061-B14 | 06/83 | 181.5 | 190.2 | 190.2 | 4.0 | 0 |
| Other extrusions | | 3061-B19 | 06/83 | 135.9 | 135.9 | 135.9 | -.9 | 0 |
| Secondary products and miscellaneous receipts | | 3061-SM | | | | | | |
| Secondary products | | 3061-S | 06/83 | 147.4 | 146.6 | 147.5 | 2.0 | .6 |
| Fabricated rubber products, n.e.c. | 3069 | | 06/83 | 135.3 | 135.4 | 135.3 | .6 | -.1 |
| Primary products | | 3069-P | 06/83 | 135.6 | 135.6 | 135.6 | -.2 | 0 |
| Industrial rubber products, n.e.c. | | 3069-C | 06/83 | 153.9 | 153.1 | 153.4 | -.8 | .2 |
| Roll coverings, rubber and plastics | | 3069-C12 | 06/83 | 157.8 | 158.9 | 158.9 | 1.4 | 0 |

See footnotes at end of table.

Table 5. Producer price indexes for the net output of selected industries and their products, not seasonally adjusted
—Continued

| Industry and product ¹ | Industry code | Product code | Index base | Index | | | Percent change to July 2003 from: | |
|---|---------------|--------------|------------|------------------------|------------------------|------------------------|-----------------------------------|------------------|
| | | | | Mar. 2003 ² | June 2003 ² | July 2003 ² | July 2002 | June 2003 |
| Fabricated rubber products, n.e.c.—Continued | | | | | | | | |
| Other industrial rubber products, n.e.c. | | 3069-C55 | 12/99 | 100.5 | 99.7 | 99.9 | -1.4 | 0.2 |
| Rubber coated fabrics and rubber clothing | | 3069-D | 06/83 | 137.6 | 136.4 | 136.4 | -1.5 | 0 |
| Other rubber goods | | 3069-E | 06/83 | 134.5 | 134.4 | 134.6 | -.7 | .1 |
| Sponge, expanded and foam rubber | | 3069-3 | 06/83 | 143.6 | 143.3 | 143.3 | .4 | 0 |
| Rubber floor and wall coverings | | 3069-4 | 06/83 | 123.0 | 123.0 | 123.0 | 0 | 0 |
| Prophylactics | | 3069-5 | 12/88 | 168.1 | 167.6 | 167.1 | .2 | -.3 |
| Rubber druggist and medical sundries, including household gloves | | 3069-7 | 06/83 | 147.0 | 147.0 | 147.0 | 2.8 | 0 |
| Rubber compounds or mixtures for sale or interplant transfer | | 3069-9 | 06/83 | 123.2 | 124.3 | 124.2 | -2.4 | -.1 |
| Secondary products and miscellaneous receipts | | 3069-SM | | | | | | |
| Secondary products | | 3069-S | 06/83 | 131.5 | 133.4 | 132.5 | 4.2 | -.7 |
| Miscellaneous plastic products | 308 | | 06/93 | 112.8 | 113.8 | 113.5 | 3.0 | -.3 |
| Unsupported plastics film and sheet | 3081 | | 06/93 | 120.8 | 119.4 | 119.7 | 7.4 | .3 |
| Primary products | | 3081-P | 12/82 | 143.8 | 141.9 | 142.0 | 7.6 | .1 |
| Unsupported plastics film and sheet | | 3081-1 | 12/82 | 143.8 | 141.9 | 142.0 | 7.6 | .1 |
| Unsupported polyethylene film and sheet | | 3081-102 | 06/93 | 154.4 | 143.9 | 143.4 | 10.2 | -.3 |
| Unsupported vinyl and vinyl copolymer film and sheet | | 3081-104 | 06/93 | 109.7 | 111.4 | 111.7 | 1.6 | .3 |
| Other unsupported plastics film and sheet | | 3081-106 | 06/93 | 109.3 | 113.6 | 114.1 | 7.5 | .4 |
| Secondary products and miscellaneous receipts | | 3081-SM | | | | | | |
| Secondary products | | 3081-S | 06/93 | 109.3 | 109.0 | 110.7 | 5.4 | 1.6 |
| Unsupported plastics profile shapes, rods and tubes | 3082 | | 06/93 | 110.8 | 114.5 | 114.0 | 3.2 | -.4 |
| Primary products | | 3082-P | 12/82 | 145.6 | 151.0 | 150.2 | 3.4 | -.5 |
| Unsupported plastics profile shapes, rods and tubes | | 3082-1 | 12/82 | 145.6 | 151.0 | 150.2 | 3.4 | -.5 |
| Secondary products and miscellaneous receipts | | 3082-SM | | | | | | |
| Secondary products | | 3082-S | 06/93 | 117.2 | 118.0 | (³) | (³) | (³) |
| Laminated plastics plate, sheet, and profile shapes | 3083 | | 06/93 | 123.2 | 123.2 | 123.4 | .8 | .2 |
| Primary products | | 3083-P | 12/82 | 159.0 | 159.0 | 159.2 | .8 | .1 |
| Laminated plastics plate, sheet and profiles | | 3083-1 | 12/82 | 159.0 | 159.0 | 159.2 | .8 | .1 |
| Secondary products and miscellaneous receipts | | 3083-SM | | | | | | |
| Plastics pipe | 3084 | | 06/93 | 129.6 | 129.8 | 121.8 | -6.2 | -6.2 |
| Primary products | | 3084-P | 12/82 | 122.9 | 122.5 | 114.5 | -6.5 | -6.5 |
| Plastics pipe | | 3084-1 | 12/82 | 122.9 | 122.5 | 114.5 | -6.5 | -6.5 |
| Drain, waste and vent | | 3084-111 | 06/87 | 96.0 | 97.7 | 94.8 | -1.6 | -3.0 |
| Sewer | | 3084-112 | 06/87 | 134.1 | 126.1 | 118.8 | -9.2 | -5.8 |
| Oil and gas | | 3084-113 | 07/93 | (³) | (³) | (³) | (³) | (³) |
| Water | | 3084-114 | 06/87 | 105.0 | 104.1 | 94.7 | -9.4 | -9.0 |
| Industrial and mining | | 3084-115 | 06/93 | 172.4 | 176.7 | 163.2 | -6.2 | -7.6 |
| Other plastics pipe | | 3084-119 | 07/87 | 127.6 | 132.5 | 127.2 | -6.3 | -4.0 |
| Secondary products and miscellaneous receipts | | 3084-SM | | | | | | |
| Secondary products | | 3084-S | 06/93 | 146.2 | 164.6 | 163.0 | 5.4 | -1.0 |
| Plastic bottles | 3085 | | 06/93 | 111.9 | 116.3 | 115.0 | 6.8 | -1.1 |
| Primary products | | 3085-P | 12/82 | 127.8 | 132.8 | 131.3 | 6.7 | -1.1 |
| Plastic bottles | | 3085-1 | 06/87 | 121.8 | 126.5 | 125.2 | 6.8 | -1.0 |
| Secondary products and miscellaneous receipts | | 3085-SM | | | | | | |
| Secondary products | | 3085-S | 06/93 | 119.4 | 127.6 | 125.8 | 11.2 | -1.4 |
| Plastic foam products | 3086 | | 06/93 | 112.7 | 115.7 | 115.6 | 4.6 | -.1 |
| Primary products | | 3086-P | 06/87 | 122.6 | 126.1 | 125.9 | 5.0 | -.2 |
| Transportation foam products made of polystyrene or urethane | | 3086-11 | 12/82 | 112.6 | 114.3 | 114.3 | 1.7 | 0 |
| Packaging foam products made of polystyrene or urethane | | 3086-2 | 12/82 | 123.1 | 128.2 | 128.0 | 4.1 | -.2 |
| Building and construction foam products made of polystyrene or urethane | | 3086-3 | 01/83 | 154.0 | 158.4 | 159.3 | 4.6 | .6 |
| Furniture and furnishing foam products made of polystyrene or urethane | | 3086-4 | 12/82 | 140.8 | 143.8 | 141.4 | 4.8 | -1.7 |
| Consumer and institutional foam products made of polystyrene or urethane | | 3086-5 | 12/82 | 117.1 | 123.8 | (³) | (³) | (³) |
| Other plastic foam products made of polystyrene or urethane | | 3086-6 | 02/89 | 88.8 | 88.8 | (³) | (³) | (³) |
| Products made of other foam, including phenolics, vinyl, cellulose acetate, etc. | | 3086-7 | 12/99 | 110.0 | 112.1 | (³) | (³) | (³) |
| Secondary products and miscellaneous receipts | | 3086-SM | | | | | | |
| Custom compounding of purchased resins | 3087 | | 06/93 | 109.0 | 110.8 | 110.9 | 5.0 | .1 |
| Primary products | | 3087-P | 06/93 | 112.8 | 115.1 | 115.2 | 6.8 | .1 |
| Custom compounding of purchased resins and color concentrates | | 3087-1 | 06/93 | 112.8 | 115.1 | 115.2 | 6.8 | .1 |
| Custom compounding of purchased resins | | 3087-112 | 06/93 | 113.1 | 115.8 | 115.9 | 8.7 | .1 |
| Plastics color concentrates | | 3087-113 | 06/93 | 113.3 | 114.1 | (³) | (³) | (³) |
| Secondary products and miscellaneous receipts | | 3087-SM | | | | | | |
| Plastic plumbing fixtures | 3088 | | 06/93 | 118.7 | 119.3 | 119.3 | .5 | 0 |
| Primary products | | 3088-P | 06/93 | 117.6 | 118.2 | 118.3 | .5 | .1 |
| Plastic plumbing fixtures | | 3088-1 | 06/93 | 117.6 | 118.2 | 118.3 | .5 | .1 |
| Plastic plumbing fixtures | | 3088-101 | 06/93 | 117.6 | 118.2 | 118.3 | .5 | .1 |
| Plastics products, n.e.c. | 3089 | | 06/93 | 109.9 | 110.6 | 110.7 | 2.1 | .1 |

See footnotes at end of table.

Table 5. Producer price indexes for the net output of selected industries and their products, not seasonally adjusted
—Continued

| Industry and product ¹ | Industry code | Product code | Index base | Index | | | Percent change to July 2003 from: | |
|--|---------------|--------------|------------|------------------------|------------------------|------------------------|-----------------------------------|------------------|
| | | | | Mar. 2003 ² | June 2003 ² | July 2003 ² | July 2002 | June 2003 |
| Plastics products, n.e.c.—Continued | | | | | | | | |
| Primary products | | 3089-P | 06/87 | 129.7 | 130.2 | 130.3 | 1.9 | 0.1 |
| Reinforced and fiberglass plastics products, n.e.c. | | 3089-A | 06/93 | 113.4 | 113.2 | 113.2 | .4 | 0 |
| Transportation, fabricated plastics products, except foam & reinforced plastics | | 3089-1 | 06/93 | 98.8 | 98.8 | 98.8 | -.8 | 0 |
| Electrical & electronic fabricated plastics products, except foam and reinforced | | 3089-2 | 12/82 | 109.2 | 109.3 | 109.3 | .1 | 0 |
| Industrial machinery plastics products, except foam | | 3089-3 | 06/93 | 112.6 | 112.6 | 112.6 | .3 | 0 |
| Plastics packaging, except film and sheet, foam, and bottles | | 3089-4 | 06/93 | 118.1 | 120.3 | 122.3 | 11.0 | 1.7 |
| Plastics dinnerware, tableware, and kitchenware, except foam and cups | | 3089-5 | 06/93 | 114.8 | 116.7 | 116.7 | 1.7 | 0 |
| Consumer, institutional, and commercial fabricated plastics products, excl. foam | | 3089-6 | 06/93 | 107.9 | 108.0 | 107.2 | 2.2 | -.7 |
| Plastics furniture components and furnishings excl. foam and reinforced plastics | | 3089-7 | 12/82 | 111.7 | 111.7 | 111.7 | 0 | 0 |
| Building & construction fabricated plastics products, excl foam & hardware | | 3089-8 | 06/87 | 145.1 | 145.1 | 145.1 | -1.5 | 0 |
| Plastics shoe products including taps, soles, slabs, and quarterlinings | | 3089-9 | 06/84 | 132.8 | (³) | 132.8 | 0 | (³) |
| Secondary products and miscellaneous receipts | | 3089-SM | | | | | | |
| Secondary products | | 3089-S | 06/93 | 118.1 | 122.8 | 122.8 | 5.9 | 0 |
| Leather and leather products | 31 | | 12/84 | 142.4 | 141.8 | 142.4 | .7 | .4 |
| Leather tanning and finishing | 311 | | 06/81 | 199.1 | 196.0 | 198.3 | 3.0 | 1.2 |
| Leather tanning and finishing | 3111 | | 06/81 | 198.9 | 195.9 | 198.1 | 3.0 | 1.1 |
| Primary products | | 3111-P | 06/81 | 199.5 | 196.3 | 198.7 | 3.1 | 1.2 |
| Finished and unfinished leather | | 3111-6 | 12/97 | 114.7 | 112.7 | 114.2 | 3.3 | 1.3 |
| Finished cattle and kip side leather | | 3111-61 | 12/97 | 109.8 | 103.9 | 105.8 | 1.7 | 1.8 |
| Unfinished cattle and kip side leather | | 3111-65 | 12/97 | 134.2 | 147.4 | 147.4 | 9.8 | 0 |
| Other leathers, finished and unfinished | | 3111-67 | 12/97 | 108.8 | 108.9 | 108.9 | -4.7 | 0 |
| Receipts for contract tanning done for others on their materials | | 3111-9 | 06/81 | 139.7 | 139.7 | 139.7 | -.2 | 0 |
| Secondary products | | 3111-S | 04/82 | 147.3 | 148.0 | 148.0 | .5 | 0 |
| Boot and shoe cut stock and findings | 313 | | 12/84 | 140.6 | 140.8 | 142.2 | 1.0 | 1.0 |
| Boot and shoe cut stock and findings | 3131 | | 12/84 | 140.6 | 140.8 | 142.2 | 1.0 | 1.0 |
| Primary products | | 3131-P | 12/84 | 144.4 | 144.5 | 146.0 | 1.0 | 1.0 |
| Other leather cut stock | | 3131-131 | 12/84 | 135.6 | 135.6 | 135.6 | 0 | 0 |
| Non-leather stock and findings incl. heels | | 3131-191 | 12/84 | 140.1 | 140.3 | 141.8 | 1.1 | 1.1 |
| Secondary products and miscellaneous receipts | | 3131-SM | | | | | | |
| Footwear, except rubber | 314 | | 12/84 | 141.9 | 142.1 | 142.2 | .9 | .1 |
| House slippers | 3142 | | 06/85 | 136.3 | 136.3 | 136.3 | 0 | 0 |
| Primary products | | 3142-P | 06/85 | 132.1 | 132.1 | 132.1 | 0 | 0 |
| House slippers, all types, except socks | | 3142-1 | 06/85 | 131.7 | 131.7 | 131.7 | 0 | 0 |
| Secondary products and miscellaneous receipts | | 3142-SM | | | | | | |
| Secondary products | | 3142-S | 12/90 | 140.2 | 140.2 | 140.2 | (³) | 0 |
| Men's footwear | 3143 | | 12/80 | 168.5 | 168.6 | 168.6 | 1.1 | 0 |
| Primary products | | 3143-P | 12/80 | 173.0 | 173.2 | 173.2 | 1.5 | 0 |
| Men's shoes, except athletic | | 3143-4 | 12/93 | 112.4 | 112.5 | 112.5 | 1.4 | 0 |
| Dress and casual shoes and boots, except western | | 3143-411 | 12/93 | 114.0 | 114.0 | 114.0 | 1.7 | 0 |
| Western style boots | | 3143-422 | 12/93 | 97.2 | 97.2 | 97.2 | .6 | 0 |
| Workshoes and work oxfords | | 3143-441 | 12/93 | 120.0 | 120.5 | 120.5 | 1.6 | 0 |
| Secondary products and miscellaneous receipts | | 3143-SM | | | | | | |
| Secondary products | | 3143-S | 12/80 | 144.1 | 144.1 | 144.1 | 0 | 0 |
| Women's footwear | 3144 | | 12/80 | 132.6 | 132.8 | 132.8 | .4 | 0 |
| Primary products | | 3144-P | 12/80 | 131.3 | 131.6 | 131.6 | .4 | 0 |
| Women's footwear, except athletic | | 3144-A | 12/93 | 104.4 | 104.7 | 104.7 | .4 | 0 |
| Secondary products and miscellaneous receipts | | 3144-SM | | | | | | |
| Secondary products | | 3144-S | 12/80 | 179.2 | 179.2 | 179.2 | .5 | 0 |
| Footwear, except rubber, n.e.c. | 3149 | | 12/79 | 156.3 | 156.9 | 158.6 | 1.4 | 1.1 |
| Primary products | | 3149-P | 12/79 | 158.3 | 159.0 | 160.3 | 1.2 | .8 |
| All other footwear, including youths' and boys', misses' children's, and infants | | 3149-8 | 12/02 | 99.9 | 100.6 | 100.6 | (³) | 0 |
| Secondary products and miscellaneous receipts | | 3149-SM | | | | | | |
| Leather gloves and mittens | 315 | | 06/85 | 139.6 | 139.6 | 139.6 | .7 | 0 |
| Leather gloves and mittens | 3151 | | 06/85 | 139.6 | 139.6 | 139.6 | .7 | 0 |
| Primary products | | 3151-P | 06/85 | 143.1 | 143.0 | 143.0 | -2.1 | 0 |
| All leather dress and semidress gloves and mittens | | 3151-2 | 06/85 | 133.8 | 133.4 | 133.2 | .2 | -.1 |
| All leather dress and semidress gloves and mittens | | 3151-222 | 06/91 | 107.3 | 106.9 | 106.7 | .2 | -.2 |
| All leather work gloves and mittens | | 3151-7 | 06/85 | 145.8 | 146.0 | 146.0 | -2.9 | 0 |
| All grain, excluding welders | | 3151-781 | 06/85 | 142.8 | 143.1 | 143.1 | -6.6 | 0 |

See footnotes at end of table.

Table 5. Producer price indexes for the net output of selected industries and their products, not seasonally adjusted
—Continued

| Industry and product ¹ | Industry code | Product code | Index base | Index | | | Percent change to July 2003 from: | |
|--|---------------|--------------|------------|------------------------|------------------------|------------------------|-----------------------------------|------------------|
| | | | | Mar. 2003 ² | June 2003 ² | July 2003 ² | July 2002 | June 2003 |
| Leather gloves and mittens—Continued | | | | | | | | |
| All split, excluding welders | | 3151-783 | 06/85 | 138.7 | 138.7 | 138.7 | 6.6 | 0.0 |
| Secondary products and miscellaneous receipts | | 3151-SM | | | | | | |
| Resales | | 3151-Z89 | 06/85 | 147.4 | 147.4 | (³) | (³) | (³) |
| Secondary products | | 3151-S | 06/85 | 113.7 | 113.7 | 113.7 | .6 | 0 |
| Luggage | 316 | | 12/84 | 122.9 | 122.9 | 122.9 | -2.4 | 0 |
| Luggage | 3161 | | 12/84 | 122.9 | 122.9 | 122.9 | -2.4 | 0 |
| Primary products | | 3161-P | 12/84 | 124.3 | 124.3 | 124.3 | -.9 | 0 |
| Hand luggage | | 3161-1 | 12/84 | 113.9 | 113.9 | 113.9 | -.7 | 0 |
| Luggage other than hand luggage | | 3161-2 | 12/84 | 141.2 | 141.4 | 141.4 | -4.6 | 0 |
| Secondary products and miscellaneous receipts | | 3161-SM | | | | | | |
| Secondary products | | 3161-S | 12/84 | (³) | (³) | (³) | (³) | (³) |
| Secondary products | | 3161-SS | 06/90 | (³) | (³) | (³) | (³) | (³) |
| Handbags and other personal leather goods | 317 | | 12/84 | 127.3 | 125.8 | 127.3 | .6 | 1.2 |
| Women's and children's handbags and purses | 3171 | | 06/82 | 129.3 | 126.6 | 129.4 | .9 | 2.2 |
| Primary products | | 3171-P | 06/82 | 130.1 | 127.5 | 130.2 | 2.4 | 2.1 |
| All or chiefly leather | | 3171-511 | 06/82 | 129.7 | 130.2 | 129.9 | 3.3 | -.2 |
| Other materials, except precious metals | | 3171-541 | 12/98 | 108.6 | 100.2 | 108.6 | .2 | 8.4 |
| Secondary products and miscellaneous receipts | | 3171-SM | | | | | | |
| Secondary products | | 3171-S | 06/82 | 139.9 | 136.3 | 139.9 | 0 | 2.6 |
| Personal leather goods except women's handbags and purses | 3172 | | 06/82 | 146.4 | 146.5 | 146.4 | .2 | -.1 |
| Primary products | | 3172-P | 06/82 | 148.4 | 148.4 | 148.4 | .3 | 0 |
| Billfolds, wallets, french purses and clutches | | 3172-511 | 06/82 | 150.6 | (³) | 150.6 | 0 | (³) |
| Other personal goods | | 3172-598 | 12/98 | 102.3 | 102.4 | 102.3 | .6 | -.1 |
| Secondary products and miscellaneous receipts | | 3172-SM | 06/82 | 132.1 | 132.1 | 132.2 | .1 | .1 |
| Secondary products | | 3172-S | 06/82 | 147.1 | 147.1 | 147.4 | .2 | .2 |
| Secondary products | | 3172-SS | 06/89 | 129.4 | 129.4 | 129.7 | .2 | .2 |
| Leather goods, n.e.c. | 319 | | 06/85 | 149.1 | 148.7 | 149.1 | .7 | .3 |
| Leather goods, n.e.c. | 3199 | | 06/85 | 149.1 | 148.7 | 149.1 | .7 | .3 |
| Primary products | | 3199-P | 06/85 | 153.5 | 153.0 | 153.5 | .9 | .3 |
| Leather goods, excluding industrial leather | | 3199-A | 12/91 | 121.6 | 121.6 | 121.6 | .6 | 0 |
| Saddlery and harness and accouterments | | 3199-131 | 06/85 | 148.6 | 148.6 | 148.6 | .5 | 0 |
| Dog collars, leashes and other household pet accessories made of leather | | 3199-196 | 06/85 | 149.0 | 149.0 | (³) | (³) | (³) |
| Other leather goods | | 3199-197 | 06/85 | 148.6 | 148.6 | 148.6 | 1.2 | 0 |
| Industrial leather | | 3199-B | 12/91 | 132.1 | 128.3 | 132.1 | 3.0 | 3.0 |
| Industrial leather belting/industrial leather products | | 3199-191 | 06/85 | 186.0 | 180.6 | 186.0 | 3.0 | 3.0 |
| Secondary products and miscellaneous receipts | | 3199-SM | | | | | | |
| Secondary products | | 3199-S | 06/85 | 150.7 | 150.7 | 150.7 | .7 | 0 |
| Stone, clay, glass, and concrete products | 32 | | 12/84 | 137.7 | 137.7 | 138.2 | .9 | .4 |
| Flat glass | 321 | | 12/80 | 95.4 | 96.1 | 96.8 | 0 | .7 |
| Flat glass | 3211 | | 12/80 | 95.4 | 96.1 | 96.8 | 0 | .7 |
| Primary products | | 3211-P | 12/80 | 95.4 | 95.8 | 96.9 | -.2 | 1.1 |
| Other flat glass, made from glass produced in the same establishment | | 3211-4 | 12/80 | 96.1 | 94.6 | 96.4 | -2.3 | 1.9 |
| Raw flat glass or window glass (float, sheet and plate) | | 3211-5 | 12/80 | 101.9 | 103.6 | 104.4 | 2.0 | .8 |
| Up to and including .107 inch | | 3211-512 | 12/80 | 87.8 | (³) | 87.8 | 1.5 | (³) |
| Glass and glassware, pressed or blown | 322 | | 12/84 | 128.2 | 129.1 | 129.0 | 1.6 | -.1 |
| Glass containers | 3221 | | 06/82 | 137.0 | 137.7 | 137.6 | 2.9 | -.1 |
| Primary products | | 3221-P | 06/82 | 137.5 | 138.2 | 138.0 | 2.8 | -.1 |
| Narrow neck and wide mouth containers, ex. food | | 3221-A | 06/95 | 106.4 | 107.1 | 106.9 | 2.9 | -.2 |
| Beverage containers | | 3221-1B | 06/95 | 104.2 | 104.7 | 104.6 | 3.0 | -.1 |
| Non-alcoholic beverage | | 3221-115 | 06/82 | 136.2 | 137.1 | 137.1 | 2.5 | 0 |
| Food containers | | 3221-2 | 06/95 | 106.6 | 107.0 | 106.9 | 2.7 | -.1 |
| Narrow neck food containers | | 3221-21 | 06/82 | 130.2 | 133.9 | 132.3 | 4.8 | -1.2 |
| Wide mouth food containers | | 3221-22 | 07/95 | 104.7 | 104.6 | 104.7 | 2.3 | .1 |
| Secondary products and miscellaneous receipts | | 3221-SM | | | | | | |
| Pressed and blown glass, n.e.c. | 3229 | | 06/83 | 130.7 | 131.7 | 131.7 | .6 | 0 |
| Primary products | | 3229-P | 06/83 | 131.3 | 132.4 | 132.4 | .7 | 0 |
| Table, kitchen, art, and novelty glassware | | 3229-1 | 06/83 | 160.9 | 160.6 | 160.7 | .1 | .1 |
| Machine made table, kitchen, art, and novelty glassware | | 3229-12 | 06/83 | 162.1 | 161.8 | 161.8 | 0 | 0 |
| Tumblers (one piece excluding packers' tumblers) | | 3229-121 | 06/83 | 154.0 | 153.4 | 153.4 | 3.4 | 0 |
| Tableware | | 3229-123 | 06/83 | 153.5 | 154.5 | 154.5 | -3.7 | 0 |
| Cookware, ovenware, kitchenware, and microwave oven glass | | 3229-125 | 06/83 | 155.0 | (³) | 153.7 | -.8 | (³) |
| Ornamental, decorative, and novelty glassware and smokers' accessories | | 3229-128 | 06/83 | 138.6 | 138.6 | 138.6 | -6.2 | 0 |

See footnotes at end of table.

Table 5. Producer price indexes for the net output of selected industries and their products, not seasonally adjusted
—Continued

| Industry and product ¹ | Industry code | Product code | Index base | Index | | | Percent change to July 2003 from: | |
|--|---------------|--------------|------------|------------------------|------------------------|------------------------|-----------------------------------|------------------|
| | | | | Mar. 2003 ² | June 2003 ² | July 2003 ² | July 2002 | June 2003 |
| Pressed and blown glass, n.e.c.—Continued | | | | | | | | |
| Handmade table, kitchen, art, and novelty glassware | | 3229-13 | 06/83 | 164.4 | 164.4 | 164.4 | 0.9 | 0.0 |
| Lighting and electronic glassware | | 3229-2 | 06/83 | 121.4 | 122.1 | 122.2 | 1.9 | .1 |
| Machine-made lighting/electronic glassware | | 3229-2A | 12/91 | 102.6 | 103.3 | 103.3 | 2.4 | 0 |
| Bowls and enclosing globes (interior and exterior) | | 3229-224 | 12/91 | 139.6 | 147.2 | 147.7 | 5.1 | .3 |
| Glass fiber-textile type | | 3229-3 | 06/83 | 96.1 | (³) | (³) | (³) | (³) |
| Other pressed and blown glassware | | 3229-4 | 06/83 | 180.1 | 180.1 | 180.1 | .2 | 0 |
| Machine-made glassware, n.e.c. | | 3229-4A | 12/91 | 126.0 | 126.0 | 126.0 | .1 | 0 |
| Other glassware | | 3229-428 | 12/91 | 125.2 | (³) | 125.2 | 0 | (³) |
| Handmade glassware, n.e.c. | | 3229-4B | 12/91 | (³) | (³) | (³) | (³) | (³) |
| Transfers and shipments of partially fabricated pressed and blown glassware, n.e.c. | | 3229-4C | 12/91 | 116.7 | 116.7 | 116.7 | 3.2 | 0 |
| Secondary products and miscellaneous receipts | | 3229-SM | | | | | | |
| Secondary products | | 3229-S | 06/83 | 102.5 | 102.9 | 102.5 | -.4 | -.4 |
| Products of purchased glass | 323 | | 06/83 | 134.0 | 133.4 | 133.1 | -.5 | -.2 |
| Products of purchased glass | 3231 | | 06/83 | 134.0 | 133.4 | 133.1 | -.5 | -.2 |
| Primary products | | 3231-P | 06/83 | 132.7 | 132.1 | 131.8 | -1.0 | -.2 |
| Laminated glass, including plate, float, and sheet | | 3231-3 | 06/83 | 108.5 | 108.2 | 108.3 | -1.1 | .1 |
| For construction and architectural uses | | 3231-321 | 06/87 | 127.3 | 126.2 | 125.7 | -2.9 | -.4 |
| For automotive uses | | 3231-341 | 06/87 | 97.7 | 97.6 | 97.9 | -.6 | .3 |
| OEM | | 3231-34101 | 06/87 | 91.5 | 91.5 | 91.7 | 1.6 | .2 |
| Replacement | | 3231-34102 | 06/87 | 116.4 | (³) | 116.3 | -7.7 | (³) |
| For other uses | | 3231-369 | 06/94 | 107.0 | 107.0 | 107.0 | 0 | 0 |
| Mirrors, plate and float (decorated or undecorated) | | 3231-5 | 06/83 | 143.6 | 142.3 | 142.3 | -.6 | 0 |
| Framed mirrors | | 3231-521 | 06/83 | 170.9 | 170.9 | 170.9 | 0 | 0 |
| Unframed mirrors | | 3231-541 | 06/83 | 137.4 | 132.9 | 132.9 | -2.3 | 0 |
| Pressed and blown glassware, made from glass purchased or transferred from other establishment | | 3231-7 | 06/83 | 147.1 | 147.1 | 147.1 | -.1 | 0 |
| Other glassware, including scientific, laboratory, industrial, etc. | | 3231-751 | 06/83 | 176.5 | 176.5 | 176.5 | 1.3 | 0 |
| Other glass products, made from glass purchased or transferred from other establishments | | 3231-8 | 06/83 | 125.8 | 125.1 | 124.4 | -1.3 | -.6 |
| Multiple-glazed, sealed insulating glass units | | 3231-871 | 06/83 | 138.7 | 138.7 | 138.7 | 0 | 0 |
| Tempered glass | | 3231-88 | 06/87 | 97.2 | 96.4 | 95.8 | -1.6 | -.6 |
| For automotive use | | 3231-881 | 06/83 | 105.2 | 104.7 | 103.5 | -1.9 | -1.1 |
| OEM | | 3231-88104 | 06/87 | 94.9 | 94.4 | 93.4 | -1.4 | -1.1 |
| For construction and architectural use | | 3231-883 | 06/83 | 103.8 | 102.4 | 102.3 | -1.8 | -.1 |
| For other uses | | 3231-889 | 06/83 | 156.0 | 156.0 | 156.0 | .2 | 0 |
| Other flat glass products | | 3231-898 | 06/83 | 189.6 | 190.6 | 190.6 | 1.8 | 0 |
| Secondary products and miscellaneous receipts | | 3231-SM | | | | | | |
| Miscellaneous receipts | | 3231-M | 12/83 | 173.2 | 172.6 | 171.9 | 8.9 | -.4 |
| Resales | | 3231-Z89 | 12/83 | 124.9 | 124.3 | 123.7 | 7.7 | -.5 |
| Secondary products | | 3231-S | 06/83 | 130.9 | 130.8 | 129.8 | 1.5 | -.8 |
| Hydraulic cement | 324 | | 06/82 | 151.1 | 151.2 | 151.1 | -.5 | -.1 |
| Hydraulic cement | 3241 | | 06/82 | 151.1 | 151.2 | 151.1 | -.5 | -.1 |
| Primary products | | 3241-P | 06/82 | 151.1 | 151.2 | 151.1 | -.5 | -.1 |
| Cement, including portland cements and other cements (masonry, lime, etc.) . | | 3241-3 | 06/89 | 149.4 | 149.5 | 149.4 | -.5 | -.1 |
| Northeast region | | 3241-322 | 06/89 | 132.4 | 132.5 | 132.5 | -.9 | 0 |
| North Central region | | 3241-323 | 06/89 | 159.1 | 159.1 | 159.1 | 1.9 | 0 |
| East North Central division, including portland cements and other cements (masonry, lime, etc. | | 3241-3231 | 06/89 | 148.7 | 146.3 | 146.3 | 2.1 | 0 |
| West North Central division, including portland cements and other cements (masonry, lime, etc. | | 3241-3232 | 06/89 | 173.4 | 176.7 | 176.7 | 1.7 | 0 |
| South region | | 3241-324 | 06/89 | 165.9 | 165.2 | 164.7 | -3.0 | -.3 |
| South Atlantic division, including portland cements and other cements (masonry, lime, etc.) | | 3241-3241 | 06/89 | 149.7 | 149.2 | 148.3 | -2.6 | -.6 |
| East South Central division, including portland cements and other cements (mason | | 3241-3242 | 06/89 | 153.8 | 153.6 | 153.0 | -1.4 | -.4 |
| West South Central division, including portland cements and other cements (masonry, lime, etc. | | 3241-3243 | 06/89 | 185.1 | 184.1 | 184.1 | -4.3 | 0 |
| West region | | 3241-325 | 06/89 | 123.7 | 124.7 | 124.9 | .4 | .2 |
| Structural clay products | 325 | | 12/84 | 140.7 | 141.1 | 141.2 | .6 | .1 |
| Brick and structural clay tile | 3251 | | 12/84 | 161.9 | 161.7 | 161.7 | 1.1 | 0 |
| Primary products | | 3251-P | 12/84 | 163.7 | 163.4 | 163.5 | 1.2 | .1 |
| Brick, except ceramic glazed and refractory | | 3251-1 | 12/84 | 164.1 | 163.8 | 163.9 | 1.2 | .1 |
| Building or common, and face brick | | 3251-111 | 12/84 | 164.3 | 164.1 | 164.1 | 1.2 | 0 |
| Building or common brick | | 3251-11101 | 12/84 | 183.3 | 183.3 | 183.3 | 3.7 | 0 |
| Face brick | | 3251-11102 | 12/84 | 159.6 | 159.4 | 159.4 | .6 | 0 |
| Other brick (paving, floor, and sewer) | | 3251-119 | 12/84 | 150.9 | 150.9 | 150.9 | .7 | 0 |
| Ceramic wall and floor tile | 3253 | | 06/85 | 86.6 | 88.1 | 88.4 | -1.1 | .3 |
| Primary products | | 3253-P | 06/85 | 90.0 | 91.9 | 91.9 | .1 | 0 |

See footnotes at end of table.

Table 5. Producer price indexes for the net output of selected industries and their products, not seasonally adjusted
—Continued

| Industry and product ¹ | Industry code | Product code | Index base | Index | | | Percent change to July 2003 from: | |
|---|---------------|--------------|------------|------------------------|------------------------|------------------------|-----------------------------------|------------------|
| | | | | Mar. 2003 ² | June 2003 ² | July 2003 ² | July 2002 | June 2003 |
| Ceramic wall and floor tile—Continued | | | | | | | | |
| Clay floor and wall tile including quarry tile | | 3253-1 | 06/85 | 90.0 | 91.9 | 91.9 | 0.1 | 0.0 |
| Quarry tile | | 3253-12 | 06/85 | 110.8 | 110.8 | 110.8 | 0 | 0 |
| Glazed wall tile | | 3253-13 | 06/85 | 80.3 | 82.6 | 82.6 | .1 | 0 |
| Clay refractories | 3255 | | 12/85 | 151.0 | 151.3 | 151.3 | .5 | 0 |
| Primary products | | 3255-P | 12/85 | 146.5 | 146.7 | 146.7 | .5 | 0 |
| Bricks and shapes | | 3255-1 | 12/85 | 148.6 | 149.1 | 149.1 | 1.0 | 0 |
| High alumina incl. high alumina ladle brick, 50% alumina and over | | 3255-113 | 12/85 | (³) | (³) | (³) | (³) | (³) |
| Unshaped clay refractories | | 3255-2 | 12/85 | (³) | (³) | (³) | (³) | (³) |
| Castable refractories (hydraulic setting) | | 3255-3 | 12/85 | (³) | (³) | (³) | (³) | (³) |
| Structural clay products, n.e.c. | 3259 | | 12/85 | 154.1 | 155.6 | 155.6 | 2.8 | 0 |
| Primary products | | 3259-P | 12/85 | 156.9 | 158.5 | 158.5 | 2.9 | 0 |
| Vitrified clay sewer pipe and fittings | | 3259-1 | 12/85 | 138.5 | 138.5 | 138.5 | 1.5 | 0 |
| Other structural clay products, n.e.c. | | 3259-2 | 12/85 | 152.7 | 155.2 | 155.2 | 3.7 | 0 |
| Other structural clay products incl terra cotta, drain and flue tile, conduit and adobe | | 3259-298 | 12/85 | 171.7 | 176.4 | 176.4 | 6.6 | 0 |
| Pottery and related products | 326 | | 12/84 | 150.0 | 150.5 | 150.8 | .7 | .2 |
| Vitreous plumbing fixtures | 3261 | | 06/85 | 126.4 | 127.7 | 127.7 | .2 | 0 |
| Primary products | | 3261-P | 06/85 | 122.6 | 122.8 | 122.8 | -.7 | 0 |
| Plumbing fixtures | | 3261-1 | 06/85 | 122.3 | 122.6 | 122.6 | -1.0 | 0 |
| Lavatories, china and earthenware | | 3261-111 | 06/85 | 98.9 | 98.9 | 98.9 | -4.4 | 0 |
| Water closet bowls | | 3261-121 | 06/85 | 141.5 | 142.1 | 142.1 | .8 | 0 |
| Flush tanks | | 3261-131 | 06/85 | 106.4 | 106.4 | 106.4 | 0 | 0 |
| Other china plumbing fixtures incl drinking fountains, sinks, bidets, etc. | | 3261-151 | 06/85 | 158.4 | 158.4 | 158.4 | .8 | 0 |
| China and earthenware plumbing fixture accessories and fittings | | 3261-2 | 06/85 | 120.2 | (³) | 120.2 | 1.3 | (³) |
| China and earthenware plumbing fixture accessories and fittings | | 3261-211 | 06/85 | 120.2 | (³) | 120.2 | 1.3 | (³) |
| Secondary products and miscellaneous receipts | | 3261-SM | | | | | | |
| Secondary products | | 3261-S | 06/85 | 136.8 | 148.4 | 148.4 | 9.2 | 0 |
| Vitreous china food utensils | 3262 | | 12/83 | 171.7 | 174.1 | 174.1 | -3.7 | 0 |
| Primary products | | 3262-P | 12/83 | 170.5 | 172.9 | 172.9 | -3.7 | 0 |
| Vitreous china and porcelain table and kitchen articles | | 3262-1 | 12/83 | 170.5 | 172.9 | 172.9 | -3.7 | 0 |
| Porcelain electrical supplies | 3264 | | 12/85 | 158.8 | 157.6 | 158.3 | .6 | .4 |
| Primary products | | 3264-P | 12/85 | 159.0 | 157.8 | 158.6 | .5 | .5 |
| Advanced ceramic materials | | 3264-3 | 06/91 | 99.8 | 99.2 | 99.3 | .7 | .1 |
| Ferrites (including electronic applications) | | 3264-32 | 06/91 | 77.6 | 75.7 | 75.7 | -2.3 | 0 |
| Other ferrites, including electronic applications | | 3264-322 | 06/91 | 102.2 | 98.2 | (³) | (³) | (³) |
| Alumina materials for electronic applications | | 3264-33 | 12/85 | 126.6 | 127.7 | 128.7 | 7.5 | .8 |
| Beryllia, titanate, and other ceramic components, n.e.c. | | 3264-34 | 12/85 | 120.1 | 120.1 | 120.1 | 0 | 0 |
| Secondary products and miscellaneous receipts | | 3264-SM | | | | | | |
| Secondary products | | 3264-S | 12/85 | 160.0 | 158.5 | 158.7 | 1.5 | .1 |
| Pottery products, n.e.c., including earthenware (semivitreous) table and kitchen | 3268 | | 12/83 | 157.2 | 158.1 | 158.5 | 2.7 | .3 |
| Primary products | | 3268-P | 12/83 | 167.7 | 168.9 | 169.5 | 1.9 | .4 |
| Art, decorative and novelty pottery | | 3268-1 | 12/83 | 159.9 | 161.3 | 161.5 | 2.2 | .1 |
| Stoneware and earthenware (semivitreous) table and kitchen articles | | 3268-2 | 12/83 | 174.1 | 176.8 | 175.9 | 1.7 | -.5 |
| Other pottery products, n.e.c. | | 3268-3 | 12/83 | 190.2 | 190.2 | 192.5 | 1.6 | 1.2 |
| Secondary products and miscellaneous receipts | | 3268-SM | | | | | | |
| Secondary products | | 3268-S | 06/91 | 121.6 | 121.6 | 121.6 | 1.0 | 0 |
| Concrete, gypsum, and plaster products | 327 | | 12/84 | 144.7 | 144.9 | 145.8 | 1.2 | .6 |
| Concrete block and brick | 3271 | | 06/81 | 165.7 | 167.1 | 167.3 | 2.3 | .1 |
| Primary products | | 3271-P | 06/81 | 171.0 | 172.5 | 172.7 | 2.1 | .1 |
| Concrete block and concrete brick | | 3271-1 | 06/81 | 171.0 | 172.5 | 172.7 | 2.1 | .1 |
| Concrete block: light, medium, and normal (excluding decorative and paving) | | 3271-11 | 06/81 | 174.1 | 175.6 | 175.9 | 2.3 | .2 |
| Lightweight concrete block less than 105 lbs./cf dry weight | | 3271-111 | 06/81 | 163.3 | 164.9 | 165.3 | 1.3 | .2 |
| Medium weight concrete block, from 105 lbs. but < 125 lbs./cf dry weight .. | | 3271-115 | 06/81 | 174.0 | 172.7 | 172.8 | .3 | .1 |
| Normal weight concrete block, 125 lbs or more/cf dry weight | | 3271-117 | 06/81 | 185.0 | 187.5 | 187.7 | 4.0 | .1 |
| Decorative block (such as screen block, split block, slump block, shadowal block, etc.) | | 3271-121 | 06/81 | 149.6 | 150.4 | 150.5 | -.3 | .1 |
| Concrete brick | | 3271-151 | 06/81 | 175.6 | 178.3 | 178.3 | 2.5 | 0 |
| Paving blocks | | 3271-161 | 06/81 | 153.7 | 154.4 | 154.4 | 2.6 | 0 |
| Secondary products and miscellaneous receipts | | 3271-SM | | | | | | |
| Miscellaneous receipts | | 3271-M | 06/81 | 142.8 | 144.6 | 144.6 | 3.0 | 0 |
| Resales | | 3271-Z89 | 06/81 | 141.4 | 142.8 | 142.8 | 2.8 | 0 |
| Secondary products | | 3271-S | 06/81 | 168.6 | 168.3 | 168.2 | 2.1 | -.1 |
| Concrete products, except block and brick | 3272 | | 12/79 | 177.1 | 175.9 | 176.8 | .2 | .5 |
| Primary products | | 3272-P | 12/79 | 171.8 | 170.6 | 171.7 | -.1 | .6 |
| Concrete pipe | | 3272-1 | 12/79 | 165.1 | 164.7 | 164.7 | 1.3 | 0 |

See footnotes at end of table.

Table 5. Producer price indexes for the net output of selected industries and their products, not seasonally adjusted
—Continued

| Industry and product ¹ | Industry code | Product code | Index base | Index | | | Percent change to July 2003 from: | |
|---|---------------|--------------|------------|------------------------|------------------------|------------------------|-----------------------------------|------------------|
| | | | | Mar. 2003 ² | June 2003 ² | July 2003 ² | July 2002 | June 2003 |
| Concrete products, except block and brick—Continued | | | | | | | | |
| Culvert pipe | | 3272-11 | 12/99 | 107.1 | 107.1 | 107.1 | 1.8 | 0.0 |
| Storm sewer pipe | | 3272-12 | 12/99 | 114.3 | 113.7 | 113.7 | 2.0 | 0 |
| Other concrete pipe | | 3272-198 | 06/94 | 145.2 | 145.2 | 145.1 | .6 | -.1 |
| Precast concrete products | | 3272-2 | 12/79 | 180.8 | 180.0 | 181.8 | .1 | 1.0 |
| Slabs and tile | | 3272-213 | 07/85 | 130.3 | 133.4 | 133.4 | 2.1 | 0 |
| Wall panels | | 3272-223 | 11/84 | 155.2 | 153.1 | 155.5 | -2.6 | 1.6 |
| Burial vaults and boxes | | 3272-234 | 12/79 | 207.5 | 207.5 | 207.2 | 2.9 | -.1 |
| Other precast concrete products | | 3272-281 | 12/79 | 173.9 | 172.5 | 174.6 | -.2 | 1.2 |
| Prestressed concrete products, excluding pipe | | 3272-3 | 12/79 | 176.5 | 173.3 | 174.4 | -1.7 | .6 |
| Concrete bridge beams | | 3272-325 | 12/79 | 163.7 | 165.0 | 164.9 | 4.8 | -.1 |
| Solid and hollow cored panels | | 3272-331 | 12/79 | 227.4 | 227.7 | 224.6 | -4.6 | -1.4 |
| Other prestressed concrete products, excluding pipe | | 3272-398 | 06/94 | 130.1 | 125.9 | 127.8 | -2.4 | 1.5 |
| Secondary products and miscellaneous receipts | | 3272-SM | | | | | | |
| Miscellaneous receipts | | 3272-M | 12/79 | 239.1 | 237.8 | 236.8 | 2.9 | -.4 |
| Secondary products | | 3272-S | 12/79 | 218.8 | 219.5 | 219.5 | .7 | 0 |
| Ready-mixed concrete | 3273 | | 06/81 | 153.6 | 154.0 | 153.8 | .7 | -.1 |
| Primary products | | 3273-P | 06/81 | 151.9 | 152.3 | 152.0 | .5 | -.2 |
| Ready-mixed concrete | | 3273-111 | 06/81 | 151.9 | 152.3 | 152.0 | .5 | -.2 |
| Northeast region ready-mixed concrete | | 3273-111A | 12/87 | 126.7 | 126.6 | 126.6 | .4 | 0 |
| North Central region ready-mixed concrete | | 3273-111B | 12/87 | 129.7 | 130.4 | 130.2 | .5 | -.2 |
| East North Central ready-mixed concrete | | 3273-11103 | 12/87 | 132.1 | 132.6 | 132.4 | .4 | -.2 |
| West North Central ready-mixed concrete | | 3273-11104 | 12/87 | 126.1 | 127.1 | 127.1 | 1.0 | 0 |
| Southern region ready-mixed concrete | | 3273-111C | 12/87 | 151.8 | 152.7 | 152.6 | 1.0 | -.1 |
| South Atlantic ready-mixed concrete | | 3273-11105 | 12/87 | 154.8 | 155.6 | 154.8 | 1.3 | -.5 |
| West South Central ready-mixed concrete | | 3273-11106 | 12/87 | 148.7 | 150.0 | 150.6 | 1.1 | .4 |
| East South Central ready-mixed concrete | | 3273-11107 | 12/87 | 150.1 | 150.8 | 150.8 | -.5 | 0 |
| Western region ready-mixed concrete | | 3273-111D | 12/87 | 137.5 | 137.1 | 136.2 | -.1 | -.7 |
| Mountain ready-mixed concrete | | 3273-11108 | 12/87 | 140.5 | 138.6 | 139.1 | -3.0 | .4 |
| Pacific ready-mixed concrete | | 3273-11109 | 12/87 | 135.7 | 136.0 | 134.5 | 1.4 | -1.1 |
| Secondary products and miscellaneous receipts | | 3273-SM | | | | | | |
| Miscellaneous receipts | | 3273-M | 06/81 | 153.7 | 154.9 | 154.8 | 2.9 | -.1 |
| Resales | | 3273-Z89 | 06/81 | 133.4 | 134.8 | 134.8 | 1.0 | 0 |
| Secondary products | | 3273-S | 06/81 | 183.8 | 185.1 | 186.2 | 2.4 | .6 |
| Lime | 3274 | | 12/85 | 128.1 | 128.0 | 127.9 | 1.3 | -.1 |
| Primary products | | 3274-P | 12/85 | 129.9 | 129.8 | 129.7 | 1.6 | -.1 |
| Quicklime | | 3274-111 | 12/85 | 126.4 | 126.5 | 126.3 | .2 | -.2 |
| Hydrated lime | | 3274-151 | 12/85 | 131.4 | 130.8 | 130.6 | .5 | -.2 |
| Secondary products and miscellaneous receipts | | 3274-SM | | | | | | |
| Secondary products | | 3274-S | 08/92 | (³) | (³) | (³) | (³) | (³) |
| Gypsum products | 3275 | | 06/81 | 153.6 | 154.6 | 162.5 | 4.6 | 5.1 |
| Primary products | | 3275-P | 06/81 | 157.9 | 158.7 | 167.5 | 5.4 | 5.5 |
| Gypsum building materials | | 3275-5 | 12/93 | 131.9 | 135.6 | 136.3 | .7 | .5 |
| Secondary products and miscellaneous receipts | | 3275-SM | | | | | | |
| Cut stone and stone products | 328 | | 12/84 | 149.7 | 149.7 | 149.7 | 0 | 0 |
| Cut stone and stone products | 3281 | | 12/84 | 149.7 | 149.7 | 149.7 | 0 | 0 |
| Primary products | | 3281-P | 12/84 | 145.0 | 145.0 | 145.0 | -.1 | 0 |
| Dressed dimension granite, including gneiss, syenite, diorite, and cut granite . | | 3281-1 | 12/84 | 142.4 | 142.4 | 142.4 | -.1 | 0 |
| Monumental stone | | 3281-135 | 12/84 | 176.1 | 176.0 | 176.0 | 1.1 | 0 |
| Other granite products such as paving blocks and curbing | | 3281-198 | 12/84 | 116.7 | 116.7 | 116.7 | 1.8 | 0 |
| Dressed dimension marble and other stone | | 3281-3 | 12/84 | 149.0 | 149.2 | 149.2 | .1 | 0 |
| Building stone, monumental stone, and other marble products | | 3281-337 | 12/84 | 156.2 | 156.2 | 156.2 | 0 | 0 |
| Other marble products | | 3281-33717 | 12/93 | 122.5 | 122.5 | 122.5 | 0 | 0 |
| Other stone, such as slate, sandstone, gabbro, basalt, and other dressed stone products | | 3281-398 | 12/84 | 138.4 | 139.1 | 139.1 | .5 | 0 |
| Abrasives, asbestos, and miscellaneous nonmetallic mineral products | 329 | | 12/84 | 133.6 | 133.1 | 133.5 | .9 | .3 |
| Abrasive products | 3291 | | 12/80 | 167.8 | 166.3 | 169.9 | 2.5 | 2.2 |
| Primary products | | 3291-P | 12/80 | 161.9 | 159.8 | 164.0 | 2.5 | 2.6 |
| Nonmetallic sized grains, powders, and flour abrasives | | 3291-5 | 06/87 | 104.0 | 92.6 | 99.9 | 1.4 | 7.9 |
| Nonmetallic abrasive products (including diamond abrasives) | | 3291-6 | 12/80 | 168.3 | 168.6 | 169.9 | .8 | .8 |
| Nonmetallic coated abrasive products, buffing wheels, polishing wheels, and laps | | 3291-7 | 12/80 | 206.9 | 207.1 | 212.4 | 3.7 | 2.6 |
| Secondary products and miscellaneous receipts | | 3291-SM | | | | | | |
| Miscellaneous receipts | | 3291-M | 12/80 | 212.2 | 214.7 | 214.4 | 1.1 | -.1 |
| Resales | | 3291-Z89 | 12/80 | 212.2 | 214.7 | 214.4 | 1.1 | -.1 |
| Secondary products | | 3291-S | 12/80 | 178.1 | 180.1 | 180.1 | 3.0 | 0 |
| Minerals and earths ground or treated | 3295 | | 06/85 | 138.6 | 138.6 | 138.7 | 1.0 | .1 |
| Primary products | | 3295-P | 06/85 | 136.2 | 136.2 | 136.3 | 1.0 | .1 |
| Minerals and earths, ground or treated | | 3295-1 | 06/85 | 136.2 | 136.2 | 136.3 | 1.0 | .1 |

See footnotes at end of table.

Table 5. Producer price indexes for the net output of selected industries and their products, not seasonally adjusted
—Continued

| Industry and product ¹ | Industry code | Product code | Index base | Index | | | Percent change to July 2003 from: | |
|--|---------------|--------------|------------|------------------------|------------------------|------------------------|-----------------------------------|------------------|
| | | | | Mar. 2003 ² | June 2003 ² | July 2003 ² | July 2002 | June 2003 |
| Minerals and earths ground or treated—Continued | | | | | | | | |
| Lightweight aggregate, expanded clay, slag, perlite, haydite, pumice and diatomaceous earth | | 3295-111 | 06/85 | 132.4 | 132.4 | 132.4 | 0.1 | 0.0 |
| Slag, including crushed and ground | | 3295-131 | 06/85 | 128.9 | 128.7 | 128.8 | .2 | .1 |
| Clays, artificially activated with acid or other materials | | 3295-185 | 07/85 | 98.5 | 98.5 | (³) | (³) | (³) |
| Other minerals and earths, ground or treated, incl. feldspar, roof granules and barite | | 3295-198 | 06/85 | 150.2 | 150.2 | 150.4 | 2.0 | .1 |
| Mineral wool | 3296 | | 12/81 | 133.0 | 131.1 | 130.1 | -1.0 | -8 |
| Primary products | | 3296-P | 12/81 | 132.1 | 130.2 | 129.1 | -.8 | -.8 |
| Mineral wool for structural insulation | | 3296-1 | 12/81 | 122.4 | 120.5 | 119.6 | -.7 | -.7 |
| Loose fiber and granulated fiber | | 3296-111 | 12/81 | 95.4 | 96.1 | 97.0 | 3.3 | .9 |
| Building batts, blankets, and rolls | | 3296-135 | 12/81 | 136.1 | 131.6 | 129.8 | -2.0 | -1.4 |
| R-19.0 or over | | 3296-13531 | 05/82 | 123.4 | 121.4 | 119.7 | -2.1 | -1.4 |
| R-18.9 or less | | 3296-13537 | 12/81 | 129.6 | 118.4 | 116.7 | -2.0 | -1.4 |
| Acoustical | | 3296-161 | 12/81 | 93.9 | 94.9 | 94.7 | .3 | -.2 |
| Other mineral wool for structural insulation, including insulating board | | 3296-198 | 12/81 | 150.1 | (³) | 150.3 | 2.0 | (³) |
| Mineral wool for industrial, equipment, and appliance insulation | | 3296-2 | 12/81 | 142.3 | 140.5 | 139.4 | -1.2 | -.8 |
| Blankets (flexible) including fabricated pieces, rolls, and batts | | 3296-235 | 12/81 | 161.1 | 156.5 | 154.2 | -2.4 | -1.5 |
| Molded insulation (such as special automotive, appliance, and aerospace items) | | 3296-245 | 12/97 | 97.5 | 97.5 | 97.5 | -.1 | 0 |
| Other mineral wool for industrial equipment, and appliance insulation | | 3296-299 | 12/97 | 102.8 | 102.1 | 101.3 | -.9 | -.8 |
| Miscellaneous receipts | | 3296-M | 03/88 | 155.3 | 155.3 | 152.2 | -4.8 | -2.0 |
| Secondary products | | 3296-S | 12/81 | 135.2 | (³) | (³) | (³) | (³) |
| Nonclay refractories | 3297 | | 12/85 | 133.9 | 139.0 | 135.2 | 1.0 | -2.7 |
| Primary products | | 3297-P | 12/85 | 135.7 | 141.7 | 137.2 | 1.0 | -3.2 |
| Bricks and shapes | | 3297-1 | 12/85 | 133.9 | 141.0 | 134.5 | .2 | -4.6 |
| Silica bricks and shapes | | 3297-111 | 12/85 | 89.9 | 91.3 | 91.3 | .4 | 0 |
| Extra-high alumina bricks & shapes, made predominantly of fused and synthetic aluminas | | 3297-116 | 12/85 | (³) | (³) | (³) | (³) | (³) |
| Silicon carbide bricks and shapes, made predominantly of silicon carbide, except kiln furnitur | | 3297-118 | 07/92 | 113.6 | 113.6 | (³) | (³) | (³) |
| All other bricks and shapes, including dolomite, dolomite-magnesite and carbon refractories | | 3297-121 | 12/85 | 135.9 | 139.0 | 137.6 | 1.0 | -1.0 |
| Castables (hydraulic setting) | | 3297-3 | 12/85 | 139.4 | 139.4 | 139.4 | 0 | 0 |
| Plastic refractories & ramming mixes, wet & dry, and castables of nonhydraulic setting type | | 3297-4 | 12/85 | 171.3 | 175.5 | 175.5 | 2.5 | 0 |
| Gunning mixes, basic and other | | 3297-5 | 12/85 | 111.6 | 111.6 | 111.6 | 0 | 0 |
| Other nonclay refractory materials in lump or ground form | | 3297-6 | 12/85 | 117.4 | 126.9 | 121.3 | 4.7 | -4.4 |
| Domestic ship. for direct use by customers as finished refractories, and all exported material | | 3297-611 | 12/85 | 119.2 | 128.8 | 123.1 | 4.7 | -4.4 |
| Secondary products and miscellaneous receipts | | 3297-SM | | | | | | |
| Secondary products | | 3297-S | 12/85 | 132.6 | 132.6 | 132.6 | 1.5 | 0 |
| Nonmetallic mineral products, n.e.c. | 3299 | | 12/85 | 127.2 | 127.0 | 129.5 | 2.0 | 2.0 |
| Primary products | | 3299-P | 12/85 | 127.2 | 126.9 | 129.8 | 4.0 | 2.3 |
| Nonmetallic mineral mica products and statuary art goods(factory produced) .. | | 3299-093 | 12/00 | 97.4 | 96.5 | (³) | (³) | (³) |
| Other nonmetallic mineral products | | 3299-094 | 12/85 | 118.2 | 118.2 | 121.4 | 5.0 | 2.7 |
| Secondary products and miscellaneous receipts | | 3299-SM | | | | | | |
| Miscellaneous receipts | | 3299-M | 06/93 | 79.8 | 79.8 | (³) | (³) | (³) |
| Resales | | 3299-Z89 | 06/93 | 79.8 | 79.8 | (³) | (³) | (³) |
| Primary metal industries | 33 | | 12/84 | 118.0 | 118.3 | 117.6 | .6 | -.6 |
| Blast furnaces, steel works, and rolling and finishing mills | 331 | | 12/84 | 105.2 | 104.9 | 103.8 | .9 | -1.0 |
| Blast furnaces and steel mills | 3312 | | 06/82 | 103.7 | 103.4 | 101.6 | .5 | -1.7 |
| Primary products | | 3312-P | 06/82 | 103.8 | 103.5 | 101.9 | 1.0 | -1.5 |
| Coke oven and blast furnace products | | 3312-1 | 06/82 | 92.5 | (³) | (³) | (³) | (³) |
| Steel ingots and semifinished shapes and forms | | 3312-2 | 06/82 | 102.2 | 105.1 | 105.6 | .4 | .5 |
| Ingot and semifinished products (including wire rod), carbon | | 3312-216 | 06/97 | 88.8 | 91.7 | 91.7 | -.4 | 0 |
| Wire rods, carbon | | 3312-21611 | 12/97 | 83.3 | 87.3 | 87.5 | -1.8 | .2 |
| Ingot and semifinished products other than wire rod, carbon | | 3312-21612 | 12/97 | 84.2 | 84.9 | 84.9 | 1.8 | 0 |
| H.r. sheet and strip (incl. metallic coated and electrical) | | 3312-3 | 06/82 | 114.3 | 111.6 | 109.3 | .1 | -2.1 |
| Sheets, h.r., carbon | | 3312-311 | 06/82 | 113.1 | 109.6 | 104.7 | -.9 | -4.5 |
| Sheets and strip, hot dipped galvanized, carbon | | 3312-313 | 06/82 | 118.2 | 113.4 | 111.9 | 5.3 | -1.3 |
| Sheets and strip, electrolytic galvanized, carbon | | 3312-315 | 06/82 | 109.7 | (³) | (³) | (³) | (³) |
| Tinplate | | 3312-326 | 06/82 | 144.0 | 144.5 | 144.5 | -.6 | 0 |
| Other tin mill products | | 3312-329 | 06/97 | 95.0 | 94.4 | 94.3 | -.6 | -.1 |
| Hot rolled bars, plates and structural shapes | | 3312-4 | 06/82 | 96.3 | 98.8 | 98.1 | 1.8 | -.7 |
| Plates, carbon | | 3312-412 | 12/89 | 80.9 | 84.3 | 80.6 | -5.2 | -4.4 |
| Bars, h.r., carbon | | 3312-422 | 06/82 | 106.0 | 106.9 | 106.7 | 5.3 | -.2 |
| Bars, light structurals, carbon | | 3312-424 | 06/82 | 101.3 | 108.9 | 109.5 | 14.2 | .6 |
| Concrete reinforcing bars, carbon | | 3312-425 | 06/82 | 115.7 | 117.0 | 116.9 | 7.0 | -.1 |
| Plates and structurals, alloy | | 3312-431 | 06/82 | (³) | (³) | (³) | (³) | (³) |
| Bars, h.r. (including light structurals), alloy | | 3312-441 | 06/82 | 122.3 | 122.4 | 122.4 | 2.8 | 0 |

See footnotes at end of table.

Table 5. Producer price indexes for the net output of selected industries and their products, not seasonally adjusted
—Continued

| Industry and product ¹ | Industry code | Product code | Index base | Index | | | Percent change to July 2003 from: | |
|--|---------------|--------------|------------|------------------------|------------------------|------------------------|-----------------------------------|------------------|
| | | | | Mar. 2003 ² | June 2003 ² | July 2003 ² | July 2002 | June 2003 |
| Blast furnaces and steel mills—Continued | | | | | | | | |
| Other hot rolled bars, plates, and structural shapes, carbon and alloy | | 3312-445 | 06/97 | (³) | (³) | (³) | (³) | (³) |
| Plates and structural shapes, stainless | | 3312-45 | 06/82 | 107.1 | 107.7 | 111.0 | 8.6 | 3.1 |
| Bars, h.r., stainless | | 3312-461 | 06/82 | 104.7 | 103.9 | 104.6 | -8.7 | .7 |
| Steel wire | | 3312-5 | 06/82 | 97.0 | 96.2 | (³) | (³) | (³) |
| Steel pipe and tubes | | 3312-6 | 06/82 | 82.5 | 82.3 | 82.5 | -4 | .2 |
| Pipe and oil country tubular goods, carbon | | 3312-6A | 06/82 | 81.5 | 81.4 | 81.7 | -1.2 | .4 |
| Cold rolled sheets and strip (excl metallic coated and electrical) | | 3312-7 | 06/82 | 114.7 | 113.8 | 109.4 | 2.2 | -3.9 |
| Sheet and strip, c.r., carbon | | 3312-71 | 12/89 | 101.0 | 99.8 | 94.6 | 2.2 | -5.2 |
| Sheet, c.r., carbon | | 3312-711 | 06/82 | 122.3 | 120.9 | 114.6 | 2.1 | -5.2 |
| Sheet and strip, c.r., stainless | | 3312-75 | 12/89 | 76.3 | (³) | 77.6 | 4.0 | (³) |
| Cold finished bars | | 3312-8 | 06/82 | 108.4 | 107.3 | 110.2 | -6 | 2.7 |
| Secondary products and miscellaneous receipts | | 3312-SM | | | | | | |
| Electrometallurgical products | 3313 | | 06/83 | 145.3 | 153.2 | 157.1 | 16.5 | 2.5 |
| Primary products | | 3313-P | 06/83 | 151.0 | 160.8 | 165.7 | 19.0 | 3.0 |
| Ferrosilicon | | 3313-8 | 06/83 | 164.8 | (³) | (³) | (³) | (³) |
| Other ferroalloys and ferrous products | | 3313-9 | 06/01 | 102.1 | 106.4 | 108.7 | 14.7 | 2.2 |
| Steel wire and related products - mfpm | 3315 | | 06/82 | 120.7 | 121.7 | 122.9 | 1.7 | 1.0 |
| Primary products | | 3315-P | 06/82 | 118.8 | 119.9 | 121.1 | 2.5 | 1.0 |
| Noninsulated ferrous wire rope, cable and strand | | 3315-1 | 06/82 | 148.5 | 153.2 | 153.2 | 5.9 | 0 |
| Steel nails and spikes | | 3315-2 | 06/82 | 116.8 | 118.0 | 118.0 | -9 | 0 |
| Steel wire | | 3315-5 | 06/82 | 99.1 | 98.8 | 99.7 | 0 | .9 |
| Carbon wire | | 3315-5A | 06/82 | 100.8 | 100.3 | 101.4 | 0 | 1.1 |
| Stainless wire | | 3315-5C | 06/82 | 110.5 | 110.5 | 111.0 | .3 | .5 |
| Steel fencing and fence gates | | 3315-6 | 06/82 | 129.0 | 130.6 | (³) | (³) | (³) |
| Other fabricated ferrous wire products | | 3315-9 | 06/82 | 128.9 | 130.2 | 133.9 | 5.4 | 2.8 |
| Secondary products and miscellaneous receipts | | 3315-SM | | | | | | |
| Secondary products | | 3315-S | 06/82 | 131.4 | 131.4 | 131.4 | -7.9 | 0 |
| Cold finishing of steel shapes - mfpm | 3316 | | 06/82 | 118.5 | 117.0 | 117.0 | -1.3 | 0 |
| Primary products | | 3316-P | 06/82 | 113.7 | 114.0 | 114.3 | .2 | .3 |
| Cold rolled sheets and strip | | 3316-7 | 06/82 | 124.3 | 124.0 | 124.5 | -.7 | .4 |
| Sheets and strip, c.r., carbon | | 3316-71 | 12/89 | 110.8 | 110.1 | 110.6 | -1.4 | .5 |
| Strip, c.r., carbon | | 3316-715 | 06/82 | 129.4 | 127.9 | 128.9 | -1.2 | .8 |
| Sheets and strip, c.r., stainless | | 3316-75 | 12/89 | 72.9 | (³) | 74.1 | 2.6 | (³) |
| Cold finished bars | | 3316-8 | 06/82 | 98.2 | 99.7 | 99.7 | 2.3 | 0 |
| Secondary products and miscellaneous receipts | | 3316-SM | | | | | | |
| Secondary products | | 3316-S | 06/82 | 102.1 | 93.8 | 92.6 | -7.8 | -1.3 |
| Steel pipe and tubes - mfpm | 3317 | | 06/82 | 140.7 | 140.2 | 141.1 | 5.1 | .6 |
| Primary products | | 3317-P | 06/82 | 143.3 | 142.5 | 143.6 | 6.4 | .8 |
| Steel pipe and tubes | | 3317-6 | 06/82 | 143.3 | 142.5 | 143.6 | 6.4 | .8 |
| Pipe and oil country tubular goods, carbon | | 3317-6A | 06/82 | 165.6 | 166.0 | 167.0 | 5.5 | .6 |
| Pressure tubing, carbon | | 3317-6B | 06/82 | (³) | (³) | (³) | (³) | (³) |
| Mechanical tubing, carbon | | 3317-6C | 06/82 | 133.2 | 130.8 | 131.8 | -1.0 | .8 |
| Structural pipe and tubing, carbon | | 3317-6D | 06/82 | 110.9 | 107.1 | 105.6 | -7.4 | -1.4 |
| Pipe and tubing, alloy | | 3317-6E | 06/82 | 197.3 | 197.3 | 198.7 | 29.4 | .7 |
| Pressure tubing, stainless | | 3317-6F | 06/82 | 95.1 | 95.1 | 94.9 | 3.3 | -2 |
| Mechanical tubing, stainless | | 3317-6G | 06/82 | 110.8 | 113.1 | 113.7 | 1.0 | .5 |
| Other pipe and tubing (incl. standard pipe), stainless | | 3317-6H | 06/82 | 87.0 | 87.0 | 87.0 | -12.8 | 0 |
| Miscellaneous receipts | | 3317-M | 06/97 | (³) | (³) | (³) | (³) | (³) |
| Contract work and other miscellaneous receipts | | 3317-XY9 | 06/97 | (³) | (³) | (³) | (³) | (³) |
| Iron and steel foundries | 332 | | 12/84 | 133.3 | 133.2 | 133.6 | .5 | .3 |
| Gray iron foundries | 3321 | | 12/80 | 149.1 | 149.4 | 149.9 | .9 | .3 |
| Primary products | | 3321-P | 12/80 | 148.4 | 148.7 | 149.2 | .9 | .3 |
| Cast iron pressure and soil pipe and fittings | | 3321-1 | 12/80 | 178.6 | 181.3 | 181.2 | 1.9 | -1 |
| Pressure pipe and fittings, ductile iron | | 3321-111 | 12/80 | 149.8 | 149.8 | 149.8 | 0 | 0 |
| Pressure pipe, ductile iron | | 3321-11101 | 06/86 | 131.6 | 131.6 | 131.6 | 0 | 0 |
| Pressure pipe fittings, ductile iron | | 3321-11102 | 06/86 | 200.7 | 200.7 | 200.7 | 0 | 0 |
| Pressure pipe and fittings, gray iron | | 3321-121 | 12/80 | 192.3 | 192.3 | 191.6 | 8.1 | -4 |
| Pressure pipe fittings, gray iron | | 3321-12102 | 06/86 | 168.1 | (³) | 167.5 | 8.6 | (³) |
| Other ductile iron castings | | 3321-2 | 06/86 | 113.3 | 114.2 | 114.2 | 1.3 | 0 |
| Automotive uses | | 3321-222 | 06/86 | 112.6 | 114.2 | 114.2 | 2.4 | 0 |
| Passenger cars | | 3321-22201 | 12/80 | 133.6 | 133.3 | 133.3 | .5 | 0 |
| All other automotive uses | | 3321-22202 | 12/80 | 115.4 | 119.9 | 119.9 | 5.4 | 0 |
| Valve uses | | 3321-231 | 06/86 | 140.6 | 143.8 | 143.8 | 2.3 | 0 |
| Machinery uses | | 3321-233 | 06/86 | 119.0 | 119.0 | 119.0 | .2 | 0 |
| All other uses | | 3321-239 | 06/86 | 113.6 | 113.9 | 113.9 | .3 | 0 |
| Other gray iron castings | | 3321-4 | 06/86 | 127.2 | 126.9 | 127.7 | .7 | .6 |
| Automotive uses | | 3321-439 | 06/86 | 122.6 | 121.4 | 122.7 | .2 | 1.1 |
| Passenger cars | | 3321-43901 | 12/80 | 141.5 | 139.4 | 139.3 | -1.6 | -1 |
| All other automotive uses | | 3321-43902 | 12/80 | 144.2 | 144.2 | 148.7 | 3.5 | 3.1 |
| Construction and utility uses | | 3321-449 | 06/86 | 134.9 | 134.9 | 136.0 | .5 | .8 |

See footnotes at end of table.

Table 5. Producer price indexes for the net output of selected industries and their products, not seasonally adjusted
—Continued

| Industry and product ¹ | Industry code | Product code | Index base | Index | | | Percent change to July 2003 from: | |
|---|---------------|--------------|------------|------------------------|------------------------|------------------------|-----------------------------------|------------------|
| | | | | Mar. 2003 ² | June 2003 ² | July 2003 ² | July 2002 | June 2003 |
| Gray iron foundries—Continued | | | | | | | | |
| All other uses | | 3321-498 | 06/86 | 134.0 | 134.5 | 134.7 | 0.7 | 0.1 |
| Secondary products and miscellaneous receipts | | 3321-SM | | | | | | |
| Secondary products | | 3321-S | 12/80 | 160.5 | 160.5 | (³) | (³) | (³) |
| Malleable iron foundries | 3322 | | 06/81 | 148.5 | 147.8 | 147.8 | 1.4 | 0 |
| Primary products | | 3322-P | 06/81 | 147.1 | 146.5 | 146.5 | 1.5 | 0 |
| Standard malleable iron castings | | 3322-1 | 06/93 | 131.9 | 131.3 | 131.3 | .7 | 0 |
| Steel investment foundries | 3324 | | 06/81 | 203.0 | 200.2 | 200.1 | -2.8 | 0 |
| Primary products | | 3324-P | 06/81 | 198.2 | 195.3 | 195.2 | -3.1 | -.1 |
| Carbon and low alloy steel investment castings | | 3324-2 | 06/81 | 166.9 | 166.9 | 166.9 | 1.2 | 0 |
| Commercial application, other than aerospace | | 3324-213 | 06/81 | 166.0 | 166.0 | 166.0 | 1.2 | 0 |
| High alloy steel investment castings, including stainless steel | | 3324-3 | 06/81 | 204.3 | 206.4 | 206.2 | .7 | -.1 |
| Commercial application, other than aerospace | | 3324-313 | 06/93 | 113.3 | 115.6 | 115.4 | 1.4 | -.2 |
| Hi-temp metal castings (iron, nickel, or cobalt-base alloys) | | 3324-4 | 06/93 | 109.0 | 106.6 | 106.6 | -4.6 | 0 |
| Aerospace application | | 3324-411 | 06/93 | 108.3 | (³) | (³) | (³) | (³) |
| Commercial application, other than aerospace | | 3324-413 | 06/93 | 121.5 | 121.5 | 121.5 | 0 | 0 |
| Secondary products and miscellaneous receipts | | 3324-SM | | | | | | |
| Steel foundries, n.e.c. | 3325 | | 06/81 | 136.4 | 136.7 | 136.9 | 1.6 | .1 |
| Primary products | | 3325-P | 06/81 | 144.2 | 144.5 | 144.7 | 1.6 | .1 |
| Carbon steel castings | | 3325-2 | 06/81 | 145.9 | 146.5 | 147.0 | 2.9 | .3 |
| All other carbon steel castings, including rolls for rolling mills | | 3325-219 | 06/81 | 159.3 | 159.3 | 159.3 | 1.7 | 0 |
| High alloy steel castings, including stainless steel | | 3325-4 | 06/81 | 139.5 | 139.9 | 139.8 | 1.0 | -.1 |
| Low alloy steel castings | | 3325-5 | 06/81 | 145.6 | 145.1 | 145.2 | .2 | .1 |
| All other low alloy steel castings | | 3325-559 | 06/81 | 149.5 | 149.1 | 149.1 | .2 | 0 |
| Secondary products and miscellaneous receipts | | 3325-SM | | | | | | |
| Primary smelting and refining of nonferrous metals | 333 | | 12/80 | 96.3 | 94.9 | 94.9 | 1.0 | 0 |
| Primary copper | 3331 | | 06/80 | 109.7 | 110.2 | 111.7 | 4.5 | 1.4 |
| Primary products | | 3331-P | 06/80 | 98.4 | 98.9 | 100.3 | 4.2 | 1.4 |
| Copper cathode and other refined copper, including wirebar, slab, and ingot .. | | 3331-2 | 06/80 | 85.5 | 85.9 | 87.1 | 4.1 | 1.4 |
| Secondary products and miscellaneous receipts | | 3331-SM | | | | | | |
| Primary aluminum | 3334 | | 06/80 | 113.2 | 109.3 | 109.2 | .5 | -.1 |
| Primary products | | 3334-P | 06/80 | 116.2 | 112.2 | 112.0 | .4 | -.2 |
| Primary aluminum, except extrusion billet | | 3334-7 | 06/80 | 114.9 | 110.8 | 110.7 | .5 | -.1 |
| Aluminum extrusion billet | | 3334-8 | 06/80 | 119.6 | 116.3 | 116.1 | .3 | -.2 |
| Secondary products and miscellaneous receipts | | 3334-SM | | | | | | |
| Primary nonferrous metals, n.e.c. | 3339 | | 06/80 | 84.1 | 82.9 | 81.2 | -4.4 | -2.1 |
| Primary products | | 3339-P | 06/80 | 89.3 | 88.4 | 86.1 | -4.4 | -2.6 |
| Other nonferrous metals, n.e.c. | | 3339-7 | 06/80 | 114.8 | 114.2 | 109.8 | -6.3 | -3.9 |
| Other refined n.f. metals, incl chromium, cadmium, cobalt, and molybdenum | | 3339-791 | 06/88 | 126.5 | 126.5 | (³) | (³) | (³) |
| Secondary nonferrous metals | 334 | | 06/80 | 87.1 | 84.7 | 85.2 | -.9 | .6 |
| Secondary smelting and refining of nonferrous metals | 3341 | | 06/80 | 87.2 | 84.7 | 85.3 | -.9 | .7 |
| Primary Products | | 3341-P | 06/80 | 89.6 | 87.0 | 86.9 | -1.5 | -.1 |
| Copper | | 3341-2 | 06/80 | 127.0 | 127.7 | 128.2 | .5 | .4 |
| Lead | | 3341-3 | 06/80 | 81.1 | 78.5 | 78.5 | -3.9 | 0 |
| Zinc | | 3341-4 | 06/80 | 97.5 | 95.6 | 99.1 | -.9 | 3.7 |
| Precious metals | | 3341-5 | 06/80 | 45.6 | 44.8 | 46.1 | 2.0 | 2.9 |
| Other nonferrous metals | | 3341-6 | 06/80 | 79.6 | 78.8 | 81.2 | 1.0 | 3.0 |
| Aluminum | | 3341-7 | 06/80 | 107.7 | 102.9 | 101.5 | -2.6 | -1.4 |
| Miscellaneous receipts | | 3341-M | 06/80 | 91.1 | 86.1 | 91.8 | 5.6 | 6.6 |
| Rolling, drawing and extruding of nonferrous metals | 335 | | 12/84 | 134.5 | 136.7 | 135.8 | .5 | -.7 |
| Rolling, drawing and extruding of copper | 3351 | | 12/80 | 126.6 | 128.3 | 129.4 | -.6 | .9 |
| Primary products | | 3351-P | 12/80 | 131.1 | 132.8 | 134.0 | -.9 | .9 |
| Copper and copper-base alloy wire | | 3351-1 | 12/80 | 138.8 | 144.6 | 144.8 | 1.2 | .1 |
| Alloyed | | 3351-131 | 12/80 | 128.8 | 134.1 | 134.3 | 1.1 | .1 |
| Copper and copper-base alloy rod, bar and shapes | | 3351-3 | 12/80 | 131.4 | 131.8 | 134.3 | 1.1 | 1.9 |
| Unalloyed copper bars, shapes and non-electrical rod | | 3351-311 | 12/80 | 117.1 | 117.9 | 119.8 | 2.8 | 1.6 |
| Bars and shapes | | 3351-31118 | 12/86 | 132.9 | 133.9 | 135.1 | 2.1 | .9 |
| Copper-base alloy rod, bar and shapes | | 3351-332 | 12/80 | 140.2 | 140.4 | 143.3 | .1 | 2.1 |
| Rod | | 3351-33218 | 12/80 | 129.8 | 129.8 | 132.7 | -.2 | 2.2 |
| Copper and copper-base alloy sheet, strip and plate | | 3351-4 | 12/80 | 153.7 | 153.2 | 154.9 | .8 | 1.1 |
| Unalloyed copper flat products | | 3351-413 | 12/80 | 131.8 | 132.2 | 132.6 | .8 | .3 |
| Copper-base alloy flat products | | 3351-435 | 12/80 | 161.3 | 160.5 | 162.8 | .8 | 1.4 |
| Strip | | 3351-43526 | 12/80 | 150.0 | 149.1 | 151.4 | .8 | 1.5 |
| Copper and copper-base alloy pipe and tube | | 3351-5 | 12/80 | 113.1 | 117.2 | 116.8 | -4.7 | -.3 |
| Unalloyed pipe and tube, plumbing | | 3351-516 | 12/80 | 97.8 | (³) | 102.2 | -12.0 | (³) |

See footnotes at end of table.

Table 5. Producer price indexes for the net output of selected industries and their products, not seasonally adjusted
—Continued

| Industry and product ¹ | Industry code | Product code | Index base | Index | | | Percent change to July 2003 from: | |
|---|---------------|--------------|------------|------------------------|------------------------|------------------------|-----------------------------------|------------------|
| | | | | Mar. 2003 ² | June 2003 ² | July 2003 ² | July 2002 | June 2003 |
| Rolling, drawing and extruding of copper—Continued | | | | | | | | |
| Copper-base alloy pipe and tube, non-plumbing | | 3351-538 | 12/80 | 111.7 | (³) | 112.5 | 1.3 | (³) |
| Aluminum sheet, plate, foil and welded tube products | 3353 | | 06/81 | 141.1 | 144.2 | 141.2 | .8 | -2.1 |
| Primary products | | 3353-P | 06/81 | 145.5 | 148.7 | 145.6 | 1.0 | -2.1 |
| Aluminum plate | | 3353-1 | 06/81 | 166.5 | 163.9 | 163.9 | -4.5 | 0 |
| Heat-treatable | | 3353-113 | 06/81 | 172.5 | 168.7 | 168.7 | -6.3 | 0 |
| Aluminum sheet | | 3353-2 | 06/81 | 145.3 | 149.0 | 145.5 | 1.3 | -2.3 |
| Coiled, nonheat-treatable, bare | | 3353-231 | 06/81 | 131.8 | (³) | 132.0 | 1.0 | (³) |
| Coiled, nonheat-treatable, bare, all others | | 3353-23115 | 06/81 | 114.1 | (³) | (³) | (³) | (³) |
| Aluminum extruded products | 3354 | | 12/81 | 153.3 | 153.1 | 153.2 | -.1 | .1 |
| Primary products | | 3354-P | 12/81 | 157.3 | 157.0 | 157.0 | -.1 | 0 |
| Extruded aluminum rod, bar, and other extruded shapes except tube | | 3354-1 | 12/81 | 159.4 | 159.1 | 159.2 | 0 | .1 |
| Extruded rod and bar with alloys other than 2000 and 7000 series | | 3354-115 | 12/81 | 140.5 | 139.8 | 139.4 | 1.0 | -.3 |
| Rod | | 3354-11511 | 12/81 | 149.1 | 149.1 | (³) | (³) | (³) |
| Bar | | 3354-11512 | 12/81 | 129.6 | (³) | (³) | (³) | (³) |
| Other extruded shapes except tube, with alloys other than 2000 and 7000 series | | 3354-125 | 12/81 | 154.6 | 154.3 | 154.6 | -.3 | .2 |
| Other extruded shapes, circle size 1 to, not including 2 | | 3354-12501 | 12/81 | 182.3 | (³) | (³) | (³) | (³) |
| Other extruded shapes, circle size 2 to, not including 3 | | 3354-12502 | 12/81 | 167.8 | 166.8 | 166.6 | .1 | -.1 |
| Other extruded shapes, circle size 5 to, not including 6 | | 3354-12505 | 12/81 | 147.0 | 146.9 | 146.9 | -.2 | 0 |
| Other extruded shapes, circle size 6 to, not including 10 | | 3354-12506 | 12/81 | 145.0 | 143.9 | 144.9 | -.1 | .7 |
| Other extruded shapes, circle size 10 and over | | 3354-12512 | 06/87 | 148.5 | 148.5 | 148.5 | -.4 | 0 |
| Aluminum extruded and drawn pipe and tube | | 3354-3 | 12/94 | 103.2 | 103.2 | 102.9 | -.2 | -.3 |
| Soft alloy pipe and tube, alloys other than 2000 and 7000 series | | 3354-313 | 12/94 | 103.2 | 103.2 | 102.9 | -.2 | -.3 |
| Soft alloy pipe and tube other than seamless | | 3354-31302 | 12/94 | 94.9 | 95.0 | 94.7 | 0 | -.3 |
| Aluminum rolling and drawing, n.e.c. | 3355 | | 06/81 | 125.4 | 124.9 | 124.0 | -.9 | -.7 |
| Primary products | | 3355-P | 06/81 | 128.4 | 127.7 | 126.7 | -.5 | -.8 |
| Rolled aluminum rod, bar (incl. continuous cast), and structural shapes | | 3355-2 | 06/81 | 122.5 | 120.8 | 119.1 | -.1 | -1.4 |
| Continuous cast rod, bar and structural shapes | | 3355-225 | 06/81 | 112.0 | (³) | (³) | (³) | (³) |
| Rolling, drawing and extruding of nonferrous metals, except copper and aluminum .. | 3356 | | 06/82 | 130.7 | 130.6 | 130.8 | -.2 | .2 |
| Primary products | | 3356-P | 06/82 | 129.9 | 129.7 | 129.9 | .2 | .2 |
| Titanium mill shapes | | 3356-2 | 06/82 | 107.1 | 107.1 | (³) | (³) | (³) |
| Rod, bar, pipe, tube, wire, and other titanium mill shapes | | 3356-281 | 12/95 | 108.2 | 108.2 | (³) | (³) | (³) |
| Other nonferrous metal mill shapes | | 3356-9 | 06/82 | 125.1 | 125.1 | 125.2 | -.6 | .1 |
| Lead mill shapes | | 3356-954 | 12/87 | 77.2 | 79.1 | 79.6 | 4.7 | .6 |
| Zirconium mill shapes | | 3356-961 | 12/87 | (³) | (³) | (³) | (³) | (³) |
| Other nonferrous metal mill shapes | | 3356-997 | 12/87 | 125.8 | 125.8 | 125.8 | -.9 | 0 |
| Secondary products and miscellaneous receipts | | 3356-SM | | | | | | |
| Secondary products | | 3356-S | 06/82 | 136.7 | 136.7 | (³) | (³) | (³) |
| Nonferrous wire-drawing and insulating | 3357 | | 12/82 | 142.3 | 146.0 | 145.2 | 1.0 | -.5 |
| Primary products | | 3357-P | 12/82 | 140.0 | 143.6 | 142.8 | .7 | -.6 |
| Aluminum and aluminum-base alloy bare wire and cable | | 3357-A | 12/88 | (³) | (³) | (³) | (³) | (³) |
| Copper & copper-base alloy wire & cable for electrical transmission, incl. bare | | 3357-B | 12/88 | 80.0 | 78.4 | 79.1 | -3.5 | .9 |
| Fiber optic cable | | 3357-E | 12/88 | 75.4 | 74.3 | 73.0 | -10.8 | -1.7 |
| Electronic wire and cable | | 3357-1 | 12/82 | 149.7 | 152.7 | 151.3 | 1.4 | -.9 |
| Telephone and telegraph wire and cable | | 3357-2 | 12/82 | 150.6 | 158.5 | 158.1 | 1.8 | -.3 |
| Control and signal wire | | 3357-3 | 12/82 | 189.5 | 189.5 | (³) | (³) | (³) |
| Building wire and cable | | 3357-4 | 12/82 | 107.6 | 118.6 | 119.4 | 5.8 | .7 |
| Apparatus wire and cord and flexible cord sets | | 3357-6 | 12/82 | 140.4 | 140.4 | 139.9 | -1.1 | -.4 |
| Magnet wire | | 3357-7 | 12/82 | 153.4 | 153.4 | 153.4 | .8 | 0 |
| Power wire and cable | | 3357-8 | 12/82 | 110.8 | 117.8 | 114.1 | 3.7 | -3.1 |
| Other insulated wire and cable | | 3357-9 | 12/82 | 143.9 | 145.7 | 146.7 | 7.3 | .7 |
| Secondary products | | 3357-S | 12/82 | 306.5 | (³) | (³) | (³) | (³) |
| Nonferrous foundries (castings) | 336 | | 12/84 | 135.5 | 135.7 | 135.5 | .4 | -.1 |
| Aluminum die casting | 3363 | | 06/91 | 112.1 | 111.6 | 111.4 | 1.0 | -.2 |
| Primary products | | 3363-P | 06/83 | 137.9 | 137.3 | 137.0 | .4 | -.2 |
| Motor vehicle die castings | | 3363-1 | 06/83 | 118.3 | 118.0 | 117.4 | -.3 | -.5 |
| Die castings for passenger cars | | 3363-111 | 06/83 | 118.2 | 118.0 | 117.3 | -.3 | -.6 |
| Die castings for other motor vehicles | | 3363-112 | 06/83 | 119.8 | 118.7 | 118.6 | -1.9 | -.1 |
| Aluminum and aluminum-base alloy die castings, other than motor vehicle | | 3363-4 | 06/98 | 103.3 | 102.7 | 102.7 | 1.1 | 0 |
| Die castings for building and construction | | 3363-411 | 06/83 | 175.2 | 172.7 | 173.4 | -.3 | .4 |
| Die castings for appliances | | 3363-412 | 06/98 | 102.7 | 102.2 | 101.9 | 0 | -.3 |
| Die castings for computers and electronics | | 3363-416 | 06/83 | 132.2 | 132.1 | 132.1 | 4.7 | 0 |
| Other die castings, n.e.c. | | 3363-417 | 06/98 | 98.6 | 98.7 | 98.5 | 1.3 | -.2 |
| Secondary products and miscellaneous receipts | | 3363-SM | | | | | | |
| Secondary products | | 3363-S | 06/91 | 121.2 | 121.3 | 121.3 | 5.8 | 0 |
| Nonferrous die-castings, except aluminum | 3364 | | 06/91 | 106.4 | 106.6 | 106.2 | -.4 | -.4 |
| Primary products | | 3364-P | 06/91 | 105.4 | 105.3 | 105.1 | -.4 | -.2 |

See footnotes at end of table.

Table 5. Producer price indexes for the net output of selected industries and their products, not seasonally adjusted
—Continued

| Industry and product ¹ | Industry code | Product code | Index base | Index | | | Percent change to July 2003 from: | |
|--|---------------|--------------|------------|------------------------|------------------------|------------------------|-----------------------------------|------------------|
| | | | | Mar. 2003 ² | June 2003 ² | July 2003 ² | July 2002 | June 2003 |
| Nonferrous die-castings, except aluminum—Continued | | | | | | | | |
| Zinc and zinc-base alloy die-castings | | 3364-1 | 06/83 | 144.1 | 144.0 | 143.7 | -0.1 | -0.2 |
| Magnesium die-castings | | 3364-2 | 07/83 | 126.4 | 126.2 | 126.2 | -.4 | 0 |
| Other nonferrous die-castings, including lead and copper, except aluminum ... | | 3364-6 | 06/98 | 96.6 | 96.6 | 96.2 | -1.1 | -.4 |
| Secondary products and miscellaneous receipts | | 3364-SM | | | | | | |
| Secondary products | | 3364-S | 06/91 | 113.9 | 115.3 | 114.2 | -.2 | -1.0 |
| Aluminum foundries | 3365 | | 06/91 | 116.0 | 116.9 | 116.7 | .7 | -.2 |
| Primary products | | 3365-P | 06/91 | 115.9 | 116.4 | 116.2 | .3 | -.2 |
| Aluminum and aluminum-base alloy sand castings | | 3365-1 | 06/83 | 152.0 | 151.9 | 151.6 | .7 | -.2 |
| Aluminum and aluminum-base alloy permanent and semipermanent mold castings | | 3365-2 | 06/83 | 130.3 | 130.7 | 130.5 | -.3 | -.2 |
| Investment and other aluminum and aluminum-base alloy castings and cast products | | 3365-3 | 06/83 | 157.4 | (³) | 160.7 | 1.6 | (³) |
| Secondary products and miscellaneous receipts | | 3365-SM | | | | | | |
| Secondary products | | 3365-S | 06/91 | 114.4 | 120.1 | 119.2 | 3.2 | -.7 |
| Copper foundries (castings, except die) | 3366 | | 06/83 | 156.6 | 156.3 | 156.6 | .2 | .2 |
| Primary products | | 3366-P | 06/83 | 152.1 | 151.8 | 152.1 | .5 | .2 |
| Copper and copper-base alloy sand castings | | 3366-411 | 06/83 | 155.1 | 154.6 | 155.0 | .7 | .3 |
| Other copper and copper-base alloy castings incl. bearings and bushings | | 3366-412 | 06/98 | 99.9 | 99.8 | 99.9 | 0 | .1 |
| Secondary products and miscellaneous receipts | | 3366-SM | | | | | | |
| Secondary products | | 3366-S | 06/83 | 172.4 | 172.4 | 172.4 | -.6 | 0 |
| Nonferrous castings, except aluminum and copper, and excluding die-castings | 3369 | | 06/83 | 145.2 | 145.0 | 145.4 | -.6 | .3 |
| Primary products | | 3369-P | 06/83 | 135.8 | 135.7 | 136.2 | .1 | .4 |
| Zinc and zinc-base alloy castings, except die | | 3369-1 | 06/98 | 108.2 | (³) | (³) | (³) | (³) |
| Titanium castings, except die | | 3369-3 | 06/83 | 140.6 | 140.0 | 140.0 | -.1 | 0 |
| Nickel and nickel-base alloy castings, except die | | 3369-4 | 06/98 | 92.2 | (³) | (³) | (³) | (³) |
| All other nonferrous metal castings, except die | | 3369-7 | 07/92 | 113.2 | 114.5 | 117.1 | .6 | 2.3 |
| Secondary products and miscellaneous receipts | | 3369-SM | | | | | | |
| Secondary products | | 3369-S | 06/83 | 209.0 | 207.7 | 207.7 | -8.9 | 0 |
| Miscellaneous primary metal products | 339 | | 06/85 | 133.3 | 133.4 | 133.6 | -1.7 | .1 |
| Metal heat treating | 3398 | | 06/85 | 118.2 | 118.5 | 118.6 | 1.0 | .1 |
| Primary products | | 3398-P | 06/85 | 118.5 | 118.7 | 118.9 | 1.1 | .2 |
| Metal heat treating services-New England (MA-RI-CT) | | 3398-1 | 06/90 | 105.9 | 105.9 | 105.9 | .7 | 0 |
| Metal heat treating services-Middle Atlantic (NY-NJ-E.PA-MD) | | 3398-2 | 06/85 | 131.9 | 129.8 | 131.3 | .3 | 1.2 |
| Metal heat treating services-South Central (W.PA-OH-IN-KY) | | 3398-3 | 06/85 | 121.8 | 124.1 | 124.1 | 2.8 | 0 |
| Metal heat treating services-Michigan | | 3398-4 | 06/85 | 110.4 | 110.4 | 110.4 | .2 | 0 |
| Metal heat treating services-Southeast (VA-NC-SC-GA-AL-TN-FL) | | 3398-5 | 06/85 | 104.1 | 104.1 | 104.1 | 0 | 0 |
| Metal heat treating services-North Central (IL-WI-MN-MO-IA) | | 3398-6 | 06/85 | 121.0 | 121.1 | 121.1 | 2.0 | 0 |
| Metal heat treating services-Pacific Coast (CA-AZ-OR-WA) | | 3398-7 | 06/85 | 118.6 | 118.9 | 118.7 | -.2 | -.2 |
| Metal heat treating services-Southwest (TX-OK-AR-CO-LA-UT) | | 3398-8 | 06/85 | 109.5 | 109.5 | 109.5 | 0 | 0 |
| Secondary products and miscellaneous receipts | | 3398-SM | | | | | | |
| Miscellaneous receipts | | 3398-M | 06/90 | 115.9 | 115.9 | 115.9 | 0 | 0 |
| Contract work and miscellaneous receipts | | 3398-XY9 | 12/96 | 115.9 | 115.9 | 115.9 | 0 | 0 |
| Secondary products | | 3398-S | 06/85 | 121.5 | 121.5 | 121.5 | 0 | 0 |
| Primary metal products, n.e.c. | 3399 | | 06/85 | 149.3 | 149.2 | 149.4 | -5.4 | .1 |
| Primary products | | 3399-P | 06/85 | 149.0 | 148.9 | 149.1 | -5.6 | .1 |
| Metal powders, paste, and flakes | | 3399-1 | 06/85 | 149.5 | 149.4 | 149.7 | -3.2 | .2 |
| Other primary metal products | | 3399-2 | 06/85 | 125.6 | 125.6 | 125.4 | -20.9 | -.2 |
| Secondary products and miscellaneous receipts | | 3399-SM | | | | | | |
| Miscellaneous receipts | | 3399-M | 06/92 | 102.9 | 102.9 | 102.9 | -5.9 | 0 |
| Miscellaneous receipts | | 3399-MM | 12/98 | 93.0 | 93.0 | 93.0 | -6.0 | 0 |
| Secondary products | | 3399-S | 06/85 | 172.3 | 172.3 | 172.3 | 0 | 0 |
| Fabricated metal products, except machinery and transportation equipment | 34 | | 12/84 | 132.7 | 132.7 | 132.9 | .8 | .2 |
| Metal cans and shipping containers | 341 | | 12/84 | 105.3 | 104.7 | 105.4 | 4.5 | .7 |
| Metal cans | 3411 | | 06/81 | 110.3 | 110.5 | 110.5 | 1.4 | 0 |
| Primary products | | 3411-P | 06/81 | 108.3 | 108.5 | 108.5 | 1.2 | 0 |
| Steel cans | | 3411-1 | 06/81 | 131.4 | 132.1 | 132.0 | 1.4 | -.1 |
| Food and beverage steel cans including lids, ends, and parts shipped separately | | 3411-181 | 12/01 | 103.1 | 103.6 | 103.5 | 1.4 | -.1 |
| Other steel cans | | 3411-191 | 12/01 | 103.2 | 103.7 | 103.7 | 1.1 | 0 |
| Aluminum cans | | 3411-2 | 06/81 | 89.2 | 89.2 | 89.2 | 1.1 | 0 |
| Secondary products and miscellaneous receipts | | 3411-SM | | | | | | |
| Secondary products | | 3411-S | 06/81 | 165.0 | 164.0 | 165.1 | 6.7 | .7 |
| Metal shipping barrels, drums, kegs, and pails | 3412 | | 06/83 | 146.3 | 145.8 | 145.8 | 3.9 | 0 |
| Primary products | | 3412-P | 06/83 | 156.9 | 156.3 | 156.1 | 3.7 | -.1 |
| Steel pails | | 3412-1 | 06/83 | 174.3 | 174.3 | (³) | (³) | (³) |
| Steel shipping barrels and drums | | 3412-2 | 06/83 | 147.3 | 146.4 | 146.2 | 4.8 | -.1 |

See footnotes at end of table.

Table 5. Producer price indexes for the net output of selected industries and their products, not seasonally adjusted
—Continued

| Industry and product ¹ | Industry code | Product code | Index base | Index | | | Percent change to July 2003 from: | |
|--|---------------|--------------|------------|------------------------|------------------------|------------------------|-----------------------------------|------------------|
| | | | | Mar. 2003 ² | June 2003 ² | July 2003 ² | July 2002 | June 2003 |
| Metal shipping barrels, drums, kegs, and pails—Continued | | | | | | | | |
| All other metal barrels (including parts and fluid milk containers) | | 3412-3 | 06/83 | 162.2 | 162.2 | (³) | (³) | (³) |
| Secondary products and miscellaneous receipts | | 3412-SM | | | | | | |
| Secondary products | | 3412-S | 06/83 | 127.5 | 127.5 | 128.2 | 9.7 | .5 |
| Cutlery, hand tools, and general hardware | 342 | | 12/84 | 144.8 | 144.7 | 144.8 | .6 | .1 |
| Cutlery | 3421 | | 12/83 | 168.1 | 168.1 | 168.1 | 2.4 | 0 |
| Primary products | | 3421-P | 12/83 | 178.0 | 178.0 | 178.0 | 2.7 | 0 |
| Cutlery, scissors, shears, trimmers, and snips | | 3421-1 | 12/83 | 162.6 | 162.6 | 162.6 | 1.3 | 0 |
| Cutlery | | 3421-11A | 12/00 | 106.2 | 106.2 | 106.2 | 3.0 | 0 |
| Scissors and shears | | 3421-11B | 12/00 | 102.1 | 102.1 | 102.1 | .4 | 0 |
| Other knives (Incl. pocket, pen, and replacement blade knives) | | 3421-11C | 12/00 | 101.6 | 101.6 | 101.6 | .2 | 0 |
| Razors and razor blades, except electric | | 3421-2 | 12/83 | 190.1 | 190.1 | (³) | (³) | (³) |
| Secondary products and miscellaneous receipts | | 3421-SM | | | | | | |
| Miscellaneous receipts | | 3421-M | 03/87 | 26.5 | 26.5 | 26.5 | 0 | 0 |
| Secondary products | | 3421-S | 12/83 | 154.4 | 154.4 | 154.4 | -.6 | 0 |
| Hand and edge tools, except machine tools and handsaws | 3423 | | 06/83 | 164.8 | 163.7 | 164.4 | -.3 | .4 |
| Primary products | | 3423-P | 06/83 | 171.3 | 169.9 | 170.3 | -.8 | .2 |
| Mechanics' hand service tools | | 3423-1 | 06/83 | 186.6 | 183.6 | 186.1 | .6 | 1.4 |
| Pliers | | 3423-111 | 06/83 | 177.3 | 177.4 | 177.4 | .2 | 0 |
| Solid joint pliers | | 3423-11113 | 06/83 | 181.7 | 181.8 | 181.8 | .2 | 0 |
| Wrenches | | 3423-113 | 06/83 | 204.3 | 195.9 | 201.8 | -.4 | 3.0 |
| Sockets, drives, extensions, etc. for hand-operated socket wrenches | | 3423-11321 | 06/83 | 228.6 | 213.8 | 223.7 | -1.1 | 4.6 |
| Combination open-end and box wrenches | | 3423-11324 | 06/83 | 183.2 | 173.8 | 181.8 | 1.6 | 4.6 |
| Torque wrenches | | 3423-11325 | 06/83 | 192.6 | 192.6 | 192.6 | .3 | 0 |
| Adjustable wrenches, including pipe wrenches | | 3423-11326 | 06/83 | 183.0 | 183.0 | 183.0 | -1.4 | 0 |
| All other wrenches | | 3423-11327 | 06/83 | 166.2 | 166.8 | 166.8 | 2.0 | 0 |
| Screwdrivers | | 3423-114 | 06/83 | 156.3 | 156.2 | 156.9 | .4 | .4 |
| Tools for automotive use, excluding jacks | | 3423-116 | 06/83 | 187.6 | 187.6 | 187.6 | 3.0 | 0 |
| All other mechanics' hand service tools | | 3423-117 | 06/83 | 181.4 | 181.6 | 182.6 | 1.3 | .6 |
| Edge tools, hand operated | | 3423-4 | 06/96 | 111.3 | 111.5 | 111.6 | .8 | .1 |
| Chisels | | 3423-483 | 06/83 | 257.2 | (³) | 262.0 | 3.6 | (³) |
| Professional and craftsmen's edge hand tools | | 3423-485 | 06/83 | 184.0 | 184.0 | 184.0 | 0 | 0 |
| All other edge tools | | 3423-498 | 06/96 | 60.9 | 60.9 | 61.1 | .7 | .3 |
| Dies and interchangeable cutting tools, for machines and power-driven handtools | | 3423-5 | 06/96 | 92.4 | 91.9 | 89.6 | -8.7 | -2.5 |
| Cutting dies, excluding dies for cutting metal | | 3423-551 | 07/83 | 114.0 | 112.3 | 112.3 | -7.6 | 0 |
| All other machine tools, including woodcutting | | 3423-559 | 06/96 | 107.2 | 107.2 | (³) | (³) | (³) |
| Other hand tools, n.e.c. | | 3423-6 | 06/83 | 171.3 | 171.2 | 171.4 | 1.4 | .1 |
| Shovels, spades, scoops, telegraph spoons, and scrapers | | 3423-611 | 06/83 | 223.1 | 223.1 | 223.2 | 1.4 | 0 |
| Light forged hammers, under 4 pounds, excluding ball peen hammers | | 3423-621 | 06/83 | 143.3 | 143.3 | 144.8 | 1.1 | 1.0 |
| Steel goods, including forks, hoes, rakes, weedeers, etc. | | 3423-641 | 06/83 | 198.1 | 198.1 | 198.1 | 1.6 | 0 |
| Soldering irons | | 3423-681 | 06/89 | 137.4 | (³) | (³) | (³) | (³) |
| Other hand tools, excluding edge and machine tools | | 3423-698 | 06/83 | 160.1 | 159.9 | 159.9 | 1.5 | 0 |
| Secondary products and miscellaneous receipts | | 3423-SM | | | | | | |
| Miscellaneous receipts | | 3423-M | 06/83 | 110.1 | 110.1 | 112.2 | 2.7 | 1.9 |
| Resales | | 3423-Z89 | 06/83 | 108.7 | 108.7 | 111.0 | 3.1 | 2.1 |
| Secondary products | | 3423-S | 06/83 | 177.5 | 178.0 | 179.0 | 1.2 | .6 |
| Hand saws and saw blades | 3425 | | 06/83 | 143.2 | 143.1 | 143.2 | .1 | .1 |
| Primary products | | 3425-P | 06/83 | 148.0 | 148.3 | 148.4 | .1 | .1 |
| Woodworking power saw blades | | 3425-2 | 06/83 | 125.8 | 126.7 | 126.7 | .7 | 0 |
| Circular saw blades | | 3425-212 | 06/83 | 122.1 | 122.1 | 122.1 | 0 | 0 |
| Metalworking power saw blades | | 3425-3 | 06/83 | 175.1 | 175.1 | 175.1 | .3 | 0 |
| Circular saw blades, including separate inserted teeth | | 3425-331 | 06/96 | 106.6 | (³) | 106.6 | 0 | (³) |
| Bandsaw blades | | 3425-336 | 06/83 | 191.5 | (³) | 191.5 | .5 | (³) |
| All other power saw blades, including concrete, masonry, and abrasive saw blades | | 3425-4 | 06/83 | 143.0 | 142.7 | 142.7 | -.7 | 0 |
| Secondary products and miscellaneous receipts | | 3425-SM | | | | | | |
| Secondary products | | 3425-S | 06/83 | 119.5 | 119.5 | 119.5 | .4 | 0 |
| Hardware, n.e.c. | 3429 | | 06/85 | 133.6 | 133.9 | 133.9 | .7 | 0 |
| Primary products | | 3429-P | 06/85 | 132.9 | 133.3 | 133.2 | .8 | -.1 |
| Furniture hardware, excluding cabinet hardware | | 3429-2 | 06/85 | 154.0 | 156.7 | 156.4 | 1.0 | -.2 |
| Builders' hardware | | 3429-4 | 06/85 | 149.9 | 149.8 | 149.9 | .6 | .1 |
| Padlocks including pin/non-pin tumbler and combination types | | 3429-415 | 06/85 | 139.5 | 139.5 | 139.5 | 1.6 | 0 |
| Doorlocks, locksets, and locktrim, except architectural trim sold separately .. | | 3429-421 | 06/85 | 166.4 | 166.4 | 166.4 | -.2 | 0 |
| Hinges, excluding cabinet hinges, including spring hinges | | 3429-452 | 06/85 | 109.7 | 108.9 | 109.7 | 1.2 | .7 |
| Cabinet hardware | | 3429-461 | 06/85 | 160.3 | 160.3 | 160.3 | .1 | 0 |
| Other builders' hardware, n.e.c. | | 3429-477 | 06/98 | 106.5 | 106.5 | 106.5 | 1.0 | 0 |
| Motor vehicle hardware | | 3429-6 | 06/85 | 106.5 | 106.2 | 105.7 | -.5 | -.5 |
| Other transportation equipment hardware, except motor vehicle hardware | | 3429-7 | 06/85 | 208.4 | 208.6 | 210.6 | 4.6 | 1.0 |
| Other hardware, n.e.c. | | 3429-8 | 06/85 | 139.4 | 142.9 | 143.4 | 2.8 | .3 |
| Secondary products and miscellaneous receipts | | 3429-SM | | | | | | |
| Miscellaneous receipts | | 3429-M | 07/85 | 152.8 | 152.8 | 152.8 | 0 | 0 |

See footnotes at end of table.

Table 5. Producer price indexes for the net output of selected industries and their products, not seasonally adjusted
—Continued

| Industry and product ¹ | Industry code | Product code | Index base | Index | | | Percent change to July 2003 from: | |
|---|---------------|--------------|------------|------------------------|------------------------|------------------------|-----------------------------------|------------------|
| | | | | Mar. 2003 ² | June 2003 ² | July 2003 ² | July 2002 | June 2003 |
| Hardware, n.e.c.—Continued | | | | | | | | |
| Secondary products | | 3429-S | 06/85 | 132.5 | 132.0 | 132.3 | 0.8 | 0.2 |
| Heating equipment, except electric and warm air; and plumbing fixtures | 343 | | 12/84 | 164.6 | 165.0 | 165.1 | 1.4 | .1 |
| Metal sanitary ware | 3431 | | 12/80 | 167.0 | 168.3 | 168.6 | 2.2 | .2 |
| Primary products | | 3431-P | 12/80 | 172.8 | 174.1 | 174.4 | 2.2 | .2 |
| Sinks, sink/laundry tray combinations, and laundry trays sold separately | | 3431-4 | 12/80 | 202.2 | 201.4 | 200.9 | .3 | -.2 |
| Kitchen sinks (cast iron, steel, and stainless steel) | | 3431-426 | 12/80 | 195.7 | 194.9 | 194.4 | .3 | -.3 |
| Bathtubs | | 3431-7 | 12/80 | 162.8 | 162.8 | 162.8 | .8 | 0 |
| Miscellaneous metal sanitary ware | | 3431-9 | 12/86 | 159.0 | 159.0 | 162.3 | 4.3 | 2.1 |
| All other metal sanitary ware | | 3431-998 | 12/95 | 119.5 | 119.5 | 122.0 | 4.4 | 2.1 |
| Plumbing fixture fittings and trim | 3432 | | 06/83 | 188.0 | 188.2 | 188.2 | .9 | 0 |
| Primary products | | 3432-P | 06/83 | 195.5 | 195.7 | 195.7 | .9 | 0 |
| Single lever controls, two or three handle bath or shower fittings, etc. | | 3432-2 | 06/83 | 187.5 | 187.9 | 187.9 | .7 | 0 |
| Single lever controls | | 3432-211 | 06/98 | 97.6 | 97.7 | 97.7 | .5 | 0 |
| Two and three handle bath and shower fittings | | 3432-213 | 06/98 | 109.5 | 109.7 | 109.7 | 1.1 | 0 |
| Anti-scald bath and shower valves | | 3432-215 | 06/98 | 109.7 | 110.2 | 110.2 | .5 | 0 |
| Lavatory and sink fittings (ex. single control), includ. drains and overflows | | 3432-3 | 06/98 | 104.5 | 104.7 | 104.7 | .8 | 0 |
| Miscellaneous plumbing fixtures, fittings, and trim (brass goods) | | 3432-4 | 06/83 | 202.5 | 202.5 | 202.5 | 1.1 | 0 |
| Secondary products and miscellaneous receipts | | 3432-SM | | | | | | |
| Secondary products | | 3432-S | 06/83 | 209.6 | 209.6 | 209.6 | .8 | 0 |
| Nonelectric heating equipment | 3433 | | 06/80 | 199.2 | 199.6 | 199.7 | 1.6 | .1 |
| Primary products | | 3433-P | 06/80 | 190.4 | 190.8 | 190.9 | 1.5 | .1 |
| Floor and wall furnaces, heaters, stokers, and related parts | | 3433-A | 06/99 | 105.8 | 106.1 | 106.1 | 1.8 | 0 |
| Other heating equipment, exc. electric, incl. parts for nonelectric heating | | 3433-B | 06/99 | 101.7 | 101.9 | 102.3 | .6 | .4 |
| Cast iron heating boilers, radiators, and convectors | | 3433-C | 06/99 | 107.3 | 107.4 | 107.5 | 2.7 | .1 |
| Domestic heating stoves | | 3433-4 | 06/80 | 153.4 | 153.4 | 152.4 | 1.9 | -.7 |
| Steel heating boilers | | 3433-5 | 06/80 | 170.2 | 170.3 | (³) | (³) | (³) |
| Secondary products and miscellaneous receipts | | 3433-SM | | | | | | |
| Miscellaneous receipts | | 3433-M | 06/99 | 101.3 | 102.0 | 102.0 | 4.5 | 0 |
| Resales | | 3433-Z89 | 06/99 | 96.1 | 97.2 | 97.2 | 6.6 | 0 |
| Secondary products | | 3433-S | 06/80 | 190.5 | 190.5 | 190.5 | .4 | 0 |
| Fabricated structural metal products | 344 | | 12/84 | 138.2 | 138.3 | 138.2 | -.4 | -.1 |
| Fabricated structural metal | 3441 | | 06/82 | 136.1 | 135.6 | 135.7 | -2.1 | .1 |
| Primary products | | 3441-P | 06/82 | 135.1 | 134.8 | 134.8 | -2.2 | 0 |
| Fabricated structural metal for buildings | | 3441-1 | 06/82 | 133.7 | 132.8 | 133.3 | -2.6 | .4 |
| Iron and steel for industrial buildings | | 3441-121 | 06/82 | 139.2 | 137.9 | 139.1 | -2.1 | .9 |
| Iron and steel for commercial buildings | | 3441-122 | 06/82 | 114.5 | 113.9 | 114.1 | -3.5 | .2 |
| Iron and steel for residential buildings | | 3441-123 | 06/87 | 116.0 | 116.0 | 115.9 | -.2 | -.1 |
| Iron and steel for other buildings, and aluminum for all types of buildings | | 3441-173 | 12/00 | 96.1 | 95.7 | 95.4 | -2.7 | -.3 |
| Fabricated structural metal for bridges, trestles, and viaducts | | 3441-2 | 06/82 | 107.2 | 105.7 | 105.9 | -6.4 | .2 |
| Other fabricated structural metal | | 3441-3 | 06/82 | 145.2 | 146.4 | 145.5 | -.1 | -6 |
| Secondary products and miscellaneous receipts | | 3441-SM | | | | | | |
| Miscellaneous receipts | | 3441-M | 06/87 | 125.2 | 125.3 | 125.3 | -.6 | 0 |
| Secondary products | | 3441-S | 06/82 | 155.7 | 152.1 | 152.1 | -3.6 | 0 |
| Metal doors, sash and trim | 3442 | | 06/83 | 160.9 | 160.9 | 160.9 | .7 | 0 |
| Primary products | | 3442-P | 06/83 | 164.1 | 164.1 | 164.1 | .7 | 0 |
| Metal doors and frames, except storm doors | | 3442-1 | 06/83 | 166.2 | 166.2 | 166.2 | 1.0 | 0 |
| Aluminum doors (excluding shower doors and tub enclosures) | | 3442-11 | 06/83 | 169.5 | 169.5 | 169.5 | .3 | 0 |
| Iron and steel doors (excluding shower doors and tub enclosures) | | 3442-12 | 06/83 | 157.9 | 157.9 | 157.9 | 1.0 | 0 |
| Iron and steel industrial doors | | 3442-121 | 06/83 | 163.4 | 163.4 | 163.4 | 3.2 | 0 |
| Iron and steel residential doors | | 3442-122 | 06/83 | 157.1 | 157.1 | 157.1 | -.4 | 0 |
| Iron and steel commercial and institutional doors | | 3442-123 | 06/83 | 165.0 | 165.0 | 165.0 | 3.1 | 0 |
| Other metal doors, metal door frames, and shower doors and tub enclosures | | 3442-18 | 06/97 | 107.8 | 107.8 | 107.8 | 1.6 | 0 |
| Metal window sash and frames, except storm sash | | 3442-2 | 06/83 | 159.1 | 159.1 | 159.2 | .4 | .1 |
| Metal molding and trim and storefronts | | 3442-3 | 06/83 | 246.5 | 246.5 | 246.5 | .9 | 0 |
| Metal combination screen, storm sash, and storm doors | | 3442-4 | 06/83 | 143.0 | 143.0 | 143.0 | -.1 | 0 |
| Metal windows and door screens, (except combination) and metal weatherstrip | | 3442-5 | 06/83 | 141.1 | 141.1 | 141.1 | -.4 | 0 |
| Secondary products and miscellaneous receipts | | 3442-SM | | | | | | |
| Miscellaneous receipts | | 3442-M | 07/83 | 131.5 | 131.7 | 131.6 | .7 | -.1 |
| Secondary products | | 3442-S | 06/83 | 151.5 | 151.5 | 151.5 | .5 | 0 |
| Fabricated plate work (boiler shops) | 3443 | | 03/80 | 172.3 | 172.3 | 172.3 | .1 | 0 |
| Primary products | | 3443-P | 03/80 | 175.8 | 175.7 | 175.7 | -.1 | 0 |
| Heat exchangers and steam condensers, except for nuclear applications | | 3443-1 | 03/80 | 216.7 | 216.7 | 216.7 | 1.0 | 0 |
| Heat exchangers, closed types, industrial | | 3443-112 | 12/94 | 117.9 | 117.9 | 117.9 | .6 | 0 |
| Bare tube | | 3443-11211 | 03/80 | 217.3 | 217.1 | 217.1 | .5 | 0 |
| Fin tube | | 3443-11215 | 03/80 | 209.1 | 209.1 | 209.1 | .7 | 0 |
| Fabricated steel plate (stacks and weldments) | | 3443-2 | 03/80 | 150.6 | 150.5 | 150.6 | -1.0 | .1 |

See footnotes at end of table.

Table 5. Producer price indexes for the net output of selected industries and their products, not seasonally adjusted
—Continued

| Industry and product ¹ | Industry code | Product code | Index base | Index | | | Percent change to July 2003 from: | |
|--|---------------|--------------|------------|------------------------|------------------------|------------------------|-----------------------------------|------------------|
| | | | | Mar. 2003 ² | June 2003 ² | July 2003 ² | July 2002 | June 2003 |
| Fabricated plate work (boiler shops)—Continued | | | | | | | | |
| Steel power boilers, parts, and attachments (more than 15 p.s.i. steam working pressure) | | 3443-3 | 03/80 | 154.6 | 157.1 | 156.1 | 1.2 | -0.6 |
| Gas cylinders | | 3443-4 | 03/80 | 139.4 | 137.1 | 137.1 | -5.8 | 0 |
| Metal tanks, complete at factory (standard line pressure) | | 3443-5 | 03/80 | 141.5 | 140.3 | 141.1 | .5 | .6 |
| Metal tanks, complete at factory (standard line nonpressure) | | 3443-7 | 03/80 | 162.4 | 161.5 | 161.5 | 2.0 | 0 |
| Metal tanks and vessels, custom fabricated at the factory | | 3443-8 | 03/80 | 168.3 | 168.5 | 168.4 | .6 | -1.1 |
| Metal tanks and vessels, custom fabricated and field erected | | 3443-9 | 03/80 | 163.5 | 164.1 | 163.9 | .3 | -1.1 |
| Secondary products and miscellaneous receipts | | 3443-SM | | | | | | |
| Miscellaneous receipts | | 3443-M | 12/86 | 131.0 | 131.0 | 131.8 | 0 | .6 |
| Secondary products | | 3443-S | 03/80 | 154.7 | 154.7 | 154.7 | 2.0 | 0 |
| Sheet metal work | 3444 | | 12/82 | 144.2 | 144.4 | 144.2 | .1 | -1.1 |
| Primary products | | 3444-P | 12/82 | 144.9 | 145.1 | 144.9 | .1 | -1.1 |
| Air-conditioning ducts and stove pipe | | 3444-1 | 06/96 | 107.3 | 107.6 | 107.7 | 1.4 | .1 |
| Steel air-conditioning ducts, including dust collecting ducts | | 3444-121 | 12/82 | 150.6 | 150.6 | 150.6 | 1.1 | 0 |
| Steel stove pipe, furnace smoke pipe, elbows | | 3444-127 | 12/82 | 147.6 | 148.9 | 149.6 | 3.2 | .5 |
| Culverts, flumes, and irrigation pipes | | 3444-2 | 08/96 | 118.5 | (³) | 118.5 | (³) | (³) |
| Steel | | 3444-213 | 08/96 | 118.5 | (³) | 118.5 | (³) | (³) |
| Bins and vats | | 3444-3 | 06/96 | 107.6 | 108.1 | 108.1 | -6.7 | 0 |
| Metal roofing and roof drainage equipment | | 3444-4 | 12/82 | 127.4 | 128.0 | 129.3 | -6 | 1.0 |
| Metal roofing, steel, all types | | 3444-411 | 12/82 | 112.0 | 112.9 | 114.6 | -8 | 1.5 |
| Metal roofing, aluminum and other metals, all types | | 3444-417 | 06/96 | 100.6 | (³) | 100.6 | 0 | (³) |
| Roof drainage equipment including eave troughs, aluminum | | 3444-429 | 12/82 | (³) | (³) | (³) | (³) | (³) |
| Metal flooring and siding | | 3444-5 | 12/82 | 148.8 | 144.8 | 142.7 | 4.0 | -1.5 |
| Metal siding, steel | | 3444-516 | 12/82 | (³) | (³) | (³) | (³) | (³) |
| Metal siding, aluminum, for residential use, including mobile homes | | 3444-517 | 12/82 | 164.8 | 162.6 | 160.4 | 9.0 | -1.4 |
| Metal awnings, canopies, cornices, and soffits | | 3444-7 | 06/96 | 109.2 | 109.2 | 110.3 | .6 | 1.0 |
| Awnings, canopies, carports, patios, aluminum | | 3444-725 | 12/82 | 226.7 | 226.7 | (³) | (³) | (³) |
| Soffits, fascia, and shutters, steel and aluminum | | 3444-741 | 12/82 | 110.1 | 110.1 | 112.5 | 1.3 | 2.2 |
| Electronic enclosures | | 3444-8 | 06/96 | 100.3 | 101.0 | 101.0 | 2.0 | 0 |
| Computer and peripheral equipment, steel | | 3444-811 | 06/96 | 98.9 | 98.9 | 98.9 | 3.9 | 0 |
| Computer and peripheral equipment, aluminum | | 3444-813 | 06/96 | 92.0 | 92.0 | 92.0 | 0 | 0 |
| Other electronic enclosures (excluding computer), steel and aluminum | | 3444-819 | 06/96 | 105.7 | 107.5 | 107.6 | 1.2 | .1 |
| Other sheet metal work | | 3444-9 | 06/96 | 103.9 | 104.5 | 103.9 | -2.0 | -6 |
| Roof ventilators | | 3444-931 | 12/82 | 201.0 | 202.3 | 206.4 | 2.7 | 2.0 |
| Louvers and dampers for heating, ventilation, and a-c, steel and aluminum | | 3444-941 | 06/96 | 105.2 | 107.0 | 106.7 | 1.4 | -3 |
| Other sheet metal work, steel | | 3444-962 | 06/96 | 101.9 | 102.5 | 100.9 | -5.1 | -1.6 |
| Other sheet metal work, aluminum | | 3444-965 | 06/96 | 109.5 | 109.6 | 110.8 | 1.6 | 1.1 |
| Other sheet metal work, metals other than steel or aluminum | | 3444-998 | 06/96 | 102.5 | 102.7 | 102.7 | 2.3 | 0 |
| Secondary products and miscellaneous receipts | | 3444-SM | | | | | | |
| Secondary products | | 3444-S | 12/82 | 134.5 | 134.5 | 134.5 | .1 | 0 |
| Architectural and ornamental metal work | 3446 | | 12/83 | 150.6 | 150.5 | 150.4 | 1.3 | -1.1 |
| Primary products | | 3446-P | 12/83 | 153.2 | 153.3 | 153.4 | 1.8 | .1 |
| Grilles, registers, and air diffusers | | 3446-A | 12/97 | 105.9 | 106.0 | 106.3 | 0 | .3 |
| Stairs, railings, fences, and gates (other than wire) | | 3446-2 | 12/97 | 110.0 | 110.4 | 110.4 | .5 | 0 |
| Stairs, staircases, and fire escapes | | 3446-213 | 12/83 | 135.8 | 136.5 | 136.5 | .6 | 0 |
| Fences, gates, railings, and window guards | | 3446-214 | 12/97 | 109.2 | 109.4 | 109.4 | .6 | 0 |
| Open flooring, grating, and studs | | 3446-3 | 12/97 | 100.1 | 99.8 | 99.7 | -3.5 | -1.1 |
| Scaffolding, shoring, and forming for concrete work | | 3446-4 | 12/83 | 165.7 | (³) | (³) | (³) | (³) |
| Other architectural and ornamental metal work | | 3446-5 | 12/97 | 106.4 | 106.5 | 106.5 | 2.1 | 0 |
| Iron and steel | | 3446-511 | 12/97 | 107.3 | 107.5 | 107.4 | 2.9 | -1.1 |
| Aluminum and metals other than iron and steel | | 3446-512 | 12/88 | 123.7 | 123.7 | 123.8 | .2 | .1 |
| Secondary products and miscellaneous receipts | | 3446-SM | | | | | | |
| Miscellaneous receipts | | 3446-M | 12/84 | 95.5 | 95.5 | 95.6 | .3 | .1 |
| Contract work and other miscellaneous receipts | | 3446-XY9 | 12/97 | 102.9 | 102.9 | 103.2 | .8 | .3 |
| Resales | | 3446-Z89 | 12/88 | 96.3 | 96.3 | 96.3 | 0 | 0 |
| Secondary products | | 3446-S | 12/83 | 152.2 | 149.1 | 148.1 | -2.6 | -7 |
| Prefabricated metal buildings | 3448 | | 12/81 | 151.1 | 151.2 | 148.8 | .2 | -1.6 |
| Primary products | | 3448-P | 12/81 | 150.0 | 150.1 | 147.3 | 0 | -1.9 |
| Prefabricated metal building systems (excluding farm service bldgs. & residential buildings) | | 3448-1 | 12/81 | 147.7 | 147.8 | 144.1 | .1 | -2.5 |
| Other prefabricated and portable metal buildings and parts | | 3448-2 | 12/81 | 152.9 | 152.9 | 152.8 | -.2 | -1.1 |
| Other prefabricated metal buildings | | 3448-224 | 12/97 | 104.9 | 104.9 | 104.8 | -.2 | -1.1 |
| Panels, parts, or sections for prefab bldgs., not sold as a complete unit, steel & aluminum | | 3448-254 | 12/81 | 140.0 | 139.9 | 140.0 | -.4 | .1 |
| Secondary products and miscellaneous receipts | | 3448-SM | | | | | | |
| Miscellaneous receipts | | 3448-M | 12/81 | 135.3 | 135.6 | 137.2 | 2.2 | 1.2 |
| Secondary products | | 3448-S | 12/81 | 179.8 | 178.8 | 178.8 | .1 | 0 |
| Miscellaneous structural metal work | 3449 | | 12/84 | 111.9 | 112.3 | 113.3 | .1 | .9 |
| Primary products | | 3449-P | 12/84 | 112.3 | 112.4 | 113.0 | -.6 | .5 |
| Bar joists and fabricated concrete reinforcing bars | | 3449-4 | 12/84 | 107.0 | 108.6 | 109.7 | .3 | 1.0 |
| Custom roll form products | | 3449-8 | 06/90 | 113.9 | 112.7 | 112.7 | -1.7 | 0 |
| Secondary products and miscellaneous receipts | | 3449-SM | | | | | | |

See footnotes at end of table.

Table 5. Producer price indexes for the net output of selected industries and their products, not seasonally adjusted
—Continued

| Industry and product ¹ | Industry code | Product code | Index base | Index | | | Percent change to July 2003 from: | |
|--|---------------|--------------|------------|------------------------|------------------------|------------------------|-----------------------------------|------------------|
| | | | | Mar. 2003 ² | June 2003 ² | July 2003 ² | July 2002 | June 2003 |
| Miscellaneous structural metal work—Continued | | | | | | | | |
| Miscellaneous receipts | | 3449-M | 12/84 | 103.6 | (³) | (³) | (³) | (³) |
| Secondary products | | 3449-S | 12/84 | 107.0 | 108.1 | 109.0 | -3.0 | .8 |
| Screw machine products, and bolts, nuts, screws, rivets, and washers | 345 | | 12/84 | 123.5 | 123.4 | 123.6 | 0 | .2 |
| Screw machine products | 3451 | | 12/83 | 130.5 | 130.1 | 130.4 | -.1 | .2 |
| Primary products | | 3451-P | 12/83 | 131.8 | 131.5 | 131.4 | -.4 | -.1 |
| Automotive screw machine products | | 3451-1 | 12/83 | 125.1 | 123.2 | 123.3 | -2.8 | .1 |
| Other screw machine products | | 3451-2 | 12/83 | 135.3 | 135.7 | 135.5 | .7 | -.1 |
| Aircraft | | 3451-222 | 12/83 | 142.0 | 142.2 | 142.0 | -1.1 | -.1 |
| Household appliances, including radio and television | | 3451-242 | 12/83 | 156.5 | 156.5 | 156.5 | 0 | 0 |
| Electric and electronic equipment, except household appliances | | 3451-252 | 12/88 | 119.4 | 119.4 | 119.4 | -.7 | 0 |
| Machinery | | 3451-262 | 12/83 | 111.9 | 111.9 | 111.9 | 0 | 0 |
| All other end uses, including ordnance | | 3451-298 | 12/83 | 131.0 | 131.5 | 131.3 | 1.4 | -.2 |
| Secondary products and miscellaneous receipts | | 3451-SM | | | | | | |
| Miscellaneous receipts | | 3451-M | 12/88 | 87.2 | 86.5 | 91.1 | 5.3 | 5.3 |
| Secondary products | | 3451-S | 12/83 | 139.2 | 139.2 | 139.4 | .1 | .1 |
| Bolts, nuts, screws, rivets, and washers | 3452 | | 06/82 | 127.3 | 127.3 | 127.5 | 0 | .2 |
| Primary products | | 3452-P | 06/82 | 127.7 | 127.8 | 128.0 | .2 | .2 |
| Externally threaded metal fasteners, except aircraft | | 3452-4 | 06/82 | 114.6 | 114.4 | 114.9 | .3 | .4 |
| Hex bolts, including heavy, tap-and-joint, excluding high strength structural | | 3452-412 | 06/82 | 99.9 | 98.9 | 98.9 | -1.6 | 0 |
| other metal bolts, incl. square, round, plow, high-strength structural & bent | | 3452-419 | 12/99 | 100.5 | 103.3 | 103.3 | 3.0 | 0 |
| Cap, set, machine, lag, flange, and self-locking screws | | 3452-439 | 12/87 | 134.4 | 133.2 | 134.1 | -.4 | .7 |
| tapping screws incl flat, hex, oval & pan; wood screws incl flat, oval & | | | | | | | | |
| round | | 3452-445 | 06/82 | 120.7 | 119.5 | 120.7 | 1.0 | 1.0 |
| Other externally threaded metal fasteners, including studs | | 3452-489 | 12/99 | 98.4 | 98.5 | 98.5 | -.1 | 0 |
| Internally threaded fasteners, exc aircraft | | 3452-5 | 06/82 | 98.9 | 98.4 | 98.4 | -1.1 | 0 |
| Nonthreaded fasteners, exc. aircraft | | 3452-6 | 06/82 | 123.6 | 124.5 | 124.2 | .4 | -.2 |
| Aircraft/aerospace fasteners | | 3452-7 | 06/82 | 189.6 | 189.6 | 189.9 | .5 | .2 |
| other formed fasteners incl auto, hshd, aircraft, & ordnance (not plastic) | | 3452-8 | 06/82 | 136.8 | 138.1 | 138.1 | .1 | 0 |
| Secondary products and miscellaneous receipts | | 3452-SM | | | | | | |
| Miscellaneous receipts | | 3452-M | 06/82 | 136.8 | 136.8 | 136.8 | 0 | 0 |
| Secondary products | | 3452-S | 06/82 | 109.7 | 107.2 | 107.5 | -3.0 | .3 |
| Metal forgings and stampings | 346 | | 12/84 | 115.5 | 115.3 | 115.3 | 1.2 | 0 |
| Iron and steel forgings | 3462 | | 12/83 | 112.4 | 112.7 | 112.7 | .1 | 0 |
| Primary products | | 3462-P | 12/83 | 113.9 | 114.2 | 114.1 | .3 | -.1 |
| Hot impression die impact, press and upset ferrous forgings | | 3462-5 | 12/83 | 118.6 | 118.8 | 118.8 | .8 | 0 |
| Carbon steel | | 3462-511 | 12/83 | 127.7 | 127.8 | 127.7 | .9 | -.1 |
| Alloy steel, except stainless and high-temperature | | 3462-513 | 12/83 | 108.2 | 108.7 | 108.7 | .8 | 0 |
| Stainless steel | | 3462-515 | 12/83 | 118.2 | 118.2 | 118.2 | -.1 | 0 |
| High-temperature iron, nickel and cobalt-base alloys | | 3462-517 | 06/98 | 94.8 | 94.8 | (³) | (³) | (³) |
| Seamless rolled-ring ferrous forgings | | 3462-7 | 12/83 | 104.3 | (³) | (³) | (³) | (³) |
| Open die or smith (hammer or press) ferrous forgings | | 3462-8 | 12/83 | 100.2 | 100.2 | 100.2 | .6 | 0 |
| Secondary products and miscellaneous receipts | | 3462-SM | | | | | | |
| Secondary products | | 3462-S | 12/83 | 93.3 | 93.3 | 93.5 | -1.7 | .2 |
| Nonferrous forgings | 3463 | | 12/83 | 145.1 | 145.1 | 145.1 | -2.0 | 0 |
| Primary products | | 3463-P | 12/83 | 153.0 | 153.0 | 152.9 | -2.2 | -.1 |
| Hot impression die impact, press and upset nonferrous forgings | | 3463-5 | 12/83 | 156.5 | 156.5 | 156.4 | -1.4 | -.1 |
| Aluminum and aluminum alloy | | 3463-521 | 12/83 | 189.5 | 189.5 | 189.5 | 0 | 0 |
| Titanium and titanium alloy | | 3463-523 | 12/83 | 120.2 | 120.1 | 119.8 | .1 | -.2 |
| Other nonferrous hot impression die forgings | | 3463-527 | 06/98 | 86.6 | (³) | 86.6 | -7.1 | (³) |
| Secondary products and miscellaneous receipts | | 3463-SM | | | | | | |
| Secondary products | | 3463-S | 12/83 | 109.2 | 109.2 | 109.2 | 0 | 0 |
| Automotive stampings | 3465 | | 12/82 | 113.0 | 112.9 | 112.8 | 2.2 | -.1 |
| Primary products | | 3465-P | 12/82 | 111.3 | 111.1 | 111.2 | 1.8 | .1 |
| Original equipment automotive stampings | | 3465-1 | 12/82 | 108.5 | 108.3 | 108.4 | 1.6 | .1 |
| Body panels | | 3465-101 | 12/82 | 104.0 | 103.9 | 103.9 | 2.4 | 0 |
| Chassis parts and other original equipment automotive stampings | | 3465-102 | 12/82 | 116.1 | 115.7 | 116.0 | -.3 | .3 |
| Replacement part automotive stampings | | 3465-3 | 12/82 | 137.5 | 137.7 | 137.5 | 3.3 | -.1 |
| Secondary products and miscellaneous receipts | | 3465-SM | | | | | | |
| Secondary products | | 3465-S | 12/82 | 127.4 | 127.3 | 128.1 | 1.7 | .6 |
| Metal crowns and closures | 3466 | | 12/83 | 142.7 | 143.2 | 143.3 | -.2 | .1 |
| Primary products | | 3466-P | 12/83 | 141.9 | 141.9 | 142.0 | -.6 | .1 |
| Metal commercial closures | | 3466-1 | 12/83 | 149.5 | 149.5 | 149.6 | -.7 | .1 |
| Secondary products and miscellaneous receipts | | 3466-SM | | | | | | |
| Metal stampings, n.e.c. | 3469 | | 06/84 | 131.3 | 130.9 | 131.0 | .2 | .1 |
| Primary products | | 3469-P | 06/84 | 130.8 | 130.8 | 131.0 | .7 | .2 |
| Job stampings, except automotive | | 3469-2 | 06/84 | 125.5 | 125.0 | 125.2 | .6 | .2 |
| Stamped and spun utensils, cooking and kitchen, aluminum | | 3469-4 | 06/84 | 152.5 | 152.5 | 152.5 | 0 | 0 |

¹ See footnotes at end of table.

Table 5. Producer price indexes for the net output of selected industries and their products, not seasonally adjusted
—Continued

| Industry and product ¹ | Industry code | Product code | Index base | Index | | | Percent change to July 2003 from: | |
|--|---------------|--------------|------------|------------------------|------------------------|------------------------|-----------------------------------|------------------|
| | | | | Mar. 2003 ² | June 2003 ² | July 2003 ² | July 2002 | June 2003 |
| Metal stampings, n.e.c.—Continued | | | | | | | | |
| Stamped and spun utensils, cooking and kitchen, except aluminum | | 3469-5 | 06/84 | 155.6 | 156.6 | (³) | (³) | (³) |
| Other stamped and pressed metal end products | | 3469-9 | 06/84 | 129.1 | 130.1 | 130.4 | .9 | .2 |
| Secondary products and miscellaneous receipts | | 3469-SM | | | | | | |
| Miscellaneous receipts | | 3469-M | 12/87 | 109.7 | 109.7 | 109.7 | 0 | 0 |
| Secondary products | | 3469-S | 06/84 | 138.1 | 131.8 | 131.9 | -4.7 | .1 |
| Coating, engraving, and allied services | 347 | | 12/84 | 137.0 | 137.0 | 137.2 | .3 | .1 |
| Metal plating and polishing | 3471 | | 12/84 | 151.8 | 151.8 | 152.0 | .8 | .1 |
| Primary products | | 3471-P | 12/84 | 153.0 | 153.0 | 153.1 | .7 | .1 |
| Metal plating and polishing | | 3471-1 | 12/84 | 153.0 | 153.0 | 153.1 | .7 | .1 |
| Secondary products and miscellaneous receipts | | 3471-SM | | | | | | |
| Miscellaneous receipts | | 3471-M | 12/89 | 126.0 | 122.3 | 126.0 | 3.9 | 3.0 |
| Contract work and other miscellaneous receipts | | 3471-XY9 | 06/97 | 108.8 | 105.6 | 108.8 | 3.9 | 3.0 |
| Secondary products | | 3471-S | 12/84 | 140.0 | 140.4 | 140.2 | .4 | -.1 |
| Metal coating and allied services | 3479 | | 12/84 | 122.5 | 122.6 | 122.8 | -.1 | .2 |
| Primary products | | 3479-P | 12/84 | 123.2 | 123.4 | 123.6 | 0 | .2 |
| Etching, engraving, coating and allied services | | 3479-1 | 12/84 | 123.2 | 123.4 | 123.6 | 0 | .2 |
| Etching and engraving, incl. etching and engraving nameplates | | 3479-11 | 06/97 | 100.1 | 100.1 | 100.1 | 0 | 0 |
| Metal coating | | 3479-12 | 06/97 | 103.1 | 103.3 | 103.5 | 0 | .2 |
| Galvanizing and other hot dip coatings | | 3479-121 | 12/84 | 117.6 | 117.6 | 117.6 | -.4 | 0 |
| Organic coatings, enamels and lacquers, incl. alkyds, plastics, etc. | | 3479-122 | 12/84 | 121.0 | 121.3 | 121.6 | .2 | .2 |
| Liquid spray coating, incl. electrostatic coating | | 3479-12212 | 12/84 | 130.8 | 130.8 | 130.8 | 0 | 0 |
| Powder coating, incl. electrostatic and fluidized bed | | 3479-12213 | 06/97 | 102.0 | 102.0 | 102.0 | 0 | 0 |
| All other organic coatings, incl. curtain coating and wash coating | | 3479-12214 | 12/84 | 120.3 | 121.1 | 121.7 | .3 | .5 |
| Inorganic coatings, incl. porcelain coatings | | 3479-123 | 06/97 | 101.3 | 101.3 | 101.3 | 0 | 0 |
| Secondary products and miscellaneous receipts | | 3479-SM | | | | | | |
| Miscellaneous receipts | | 3479-M | 12/89 | 113.1 | 113.0 | 113.0 | 0 | 0 |
| Secondary products | | 3479-S | 12/84 | 120.6 | 119.9 | 119.9 | -1.2 | 0 |
| Ordnance and accessories, except vehicles and guided missiles | 348 | | 06/85 | 141.6 | 141.9 | 149.8 | 6.2 | 5.6 |
| Small arms ammunition, 30mm and under | 3482 | | 06/85 | 116.4 | 116.4 | 117.8 | 1.6 | 1.2 |
| Primary products | | 3482-P | 06/85 | 129.0 | 129.0 | 130.9 | 1.9 | 1.5 |
| Cartridges for small firearms (rifle and sidearms) | | 3482-111 | 06/85 | 112.6 | 112.8 | 115.1 | 2.7 | 2.0 |
| Ammunition components | | 3482-411 | 06/02 | 100.3 | 100.4 | 100.4 | .4 | 0 |
| All other small arms ammunition products | | 3482-511 | 06/02 | 100.3 | 100.3 | 101.8 | 1.8 | 1.5 |
| Secondary products and miscellaneous receipts | | 3482-SM | | | | | | |
| Miscellaneous receipts | | 3482-M | 06/02 | 100.0 | 100.0 | 100.0 | (³) | 0 |
| Secondary products | | 3482-S | 05/95 | 79.9 | 79.9 | 79.9 | 1.9 | 0 |
| Ammunition, except for small arms | 3483 | | 12/85 | 131.5 | 131.5 | 157.8 | 19.8 | 20.0 |
| Primary products | | 3483-P | 12/85 | 126.9 | 126.8 | 126.8 | -.3 | 0 |
| Artillery ammunition and component parts, over 30mm (or 1.18 inches) | | 3483-1 | 12/85 | 136.4 | 136.4 | 136.4 | 0 | 0 |
| Ammunition, except for small arms, n.e.c. | | 3483-3 | 12/85 | 113.9 | 113.8 | 113.8 | -.5 | 0 |
| Bombs | | 3483-311 | 12/85 | 90.7 | 90.5 | 90.5 | -1.0 | 0 |
| Secondary products and miscellaneous receipts | | 3483-SM | | | | | | |
| Secondary products | | 3483-S | 12/85 | 139.1 | (³) | (³) | (³) | (³) |
| Small arms, 30 mm and under | 3484 | | 06/85 | 171.3 | 172.8 | 173.6 | 2.7 | .5 |
| Primary products | | 3484-P | 06/85 | 168.6 | 168.7 | 169.6 | 2.0 | .5 |
| Pistols and revolvers | | 3484-2 | 06/85 | 163.7 | 163.9 | 163.9 | 2.1 | 0 |
| Centerfire pistols and revolvers | | 3484-201 | 06/85 | 163.7 | 163.9 | 163.9 | 2.4 | 0 |
| Rifles | | 3484-3 | 06/85 | 181.3 | 181.3 | 181.3 | 2.7 | 0 |
| Centerfire rifles | | 3484-301 | 06/85 | 177.3 | 177.3 | 177.3 | 2.9 | 0 |
| Bolt repeater centerfire rifles | | 3484-30122 | 08/85 | 170.6 | 170.6 | 170.6 | 2.2 | 0 |
| Shotguns | | 3484-4 | 06/85 | 167.4 | (³) | 167.4 | 1.5 | (³) |
| Repeating shotguns | | 3484-401 | 06/85 | 169.2 | (³) | 169.2 | 1.3 | (³) |
| Other small arms | | 3484-5 | 06/85 | 138.3 | 138.3 | 138.3 | .1 | 0 |
| Parts and attachments for small arms | | 3484-6 | 06/85 | 154.8 | 154.8 | 154.8 | .1 | 0 |
| Small arms shipped to U.S. military | | 3484-7 | 06/92 | 110.8 | 110.8 | 113.0 | 2.3 | 2.0 |
| Parts and attachments shipped to U.S. military | | 3484-704 | 06/92 | 99.3 | (³) | 99.3 | (³) | (³) |
| Secondary products and miscellaneous receipts | | 3484-SM | | | | | | |
| Secondary products | | 3484-S | 06/85 | 133.9 | 135.0 | 135.0 | .8 | 0 |
| Ordnance and accessories n.e.c. | 3489 | | 12/85 | 135.2 | 135.3 | 135.3 | .4 | 0 |
| Primary products | | 3489-P | 12/85 | 154.9 | 155.1 | 155.1 | .2 | 0 |
| Secondary products and miscellaneous receipts | | 3489-SM | | | | | | |
| Secondary products | | 3489-S | 12/85 | 144.9 | 145.0 | 145.0 | .6 | 0 |
| Miscellaneous fabricated metal products | 349 | | 12/84 | 145.9 | 145.9 | 146.0 | 1.1 | .1 |
| Industrial valves | 3491 | | 06/91 | 129.5 | 129.5 | 130.0 | 1.6 | .4 |
| Primary products | | 3491-P | 06/91 | 131.2 | 131.3 | 131.8 | 1.5 | .4 |

See footnotes at end of table.

Table 5. Producer price indexes for the net output of selected industries and their products, not seasonally adjusted
—Continued

| Industry and product ¹ | Industry code | Product code | Index base | Index | | | Percent change to July 2003 from: | |
|--|---------------|--------------|------------|------------------------|------------------------|------------------------|-----------------------------------|------------------|
| | | | | Mar. 2003 ² | June 2003 ² | July 2003 ² | July 2002 | June 2003 |
| Gates, globes, angles, straightway (y-type) checks, stop and check, cross, etc. | | 3491-1 | 06/91 | 149.4 | 149.3 | 149.6 | 0.6 | 0.2 |
| Valves for water works and municipal equipment (ibbw, awwa, and ul) | | 3491-2 | 06/91 | 140.8 | 140.9 | 141.0 | 2.5 | .1 |
| Ball valves (all metals, pressures, and types) | | 3491-3 | 06/91 | 122.8 | 122.1 | 123.7 | 1.6 | 1.3 |
| Butterfly valves (all metals, pressures, and types) | | 3491-4 | 06/91 | 117.4 | 117.4 | 117.4 | .3 | 0 |
| Plug valves (all metals, pressures, and types) | | 3491-5 | 12/82 | 139.2 | 139.5 | 140.1 | 1.8 | .4 |
| Industrial valves, n.e.c. | | 3491-6 | 06/91 | 133.5 | 134.3 | 134.5 | 3.1 | .1 |
| Nuclear valves (n-stamp only) | | 3491-7 | 12/98 | 100.7 | 101.7 | (³) | (³) | (³) |
| Automatic valves (regulating and control type) and parts (except nuclear) | | 3491-8 | 12/82 | 169.3 | 169.5 | 170.3 | 1.6 | .5 |
| Solenoid-operated valves and parts, except nuclear and fluid power transfer .. | | 3491-9 | 12/82 | 172.3 | 172.4 | 172.4 | .6 | 0 |
| Secondary products and miscellaneous receipts | | 3491-SM | | | | | | |
| Miscellaneous receipts | | 3491-M | 06/91 | 125.9 | 126.2 | 126.2 | 2.4 | 0 |
| Secondary products | | 3491-S | 06/91 | 118.9 | 117.9 | 118.7 | 1.7 | .7 |
| Fluid power valves and hose fittings | 3492 | | 06/91 | 132.5 | 132.4 | 132.9 | 1.3 | .4 |
| Primary products | | 3492-P | 06/91 | 130.6 | 130.5 | 131.1 | 1.2 | .5 |
| Aerospace-type hydraulic fluid power valves | | 3492-A | 06/91 | 110.2 | 110.2 | 110.2 | -1.6 | 0 |
| Nonaerospace-type hydraulic directional control valves | | 3492-C | 06/91 | 119.5 | 119.5 | 119.6 | -.8 | .1 |
| Manual types | | 3492-C11 | 06/91 | 120.9 | 120.9 | 120.9 | -1.4 | 0 |
| All other, including solenoid types | | 3492-C12 | 06/91 | 115.5 | 115.6 | 115.7 | 0 | .1 |
| Nonaerospace-type hydraulic valves, except directional control | | 3492-D | 12/98 | 104.8 | 104.0 | 104.7 | .9 | .7 |
| Cartridge valves | | 3492-D11 | 12/98 | 106.8 | 107.1 | 107.1 | .3 | 0 |
| All other, including electrohydraulic | | 3492-D12 | 12/98 | 103.9 | 102.6 | 103.7 | 1.1 | 1.1 |
| Nonaerospace-type pneumatic directional control valves | | 3492-E | 06/91 | 131.3 | 131.3 | 130.9 | 1.4 | -.3 |
| Solenoid types | | 3492-E11 | 06/91 | 136.1 | 136.1 | 135.5 | 1.9 | -.4 |
| All other, including mechanical and remote pilot | | 3492-E12 | 12/98 | 105.6 | 105.6 | 105.7 | .5 | .1 |
| Parts for fluid power valves | | 3492-G | 06/91 | 134.6 | 134.6 | 133.7 | 1.7 | -.7 |
| Aerospace-type hydraulic and pneumatic hose or tube end fittings and assemblies | | 3492-H | 06/91 | 188.9 | (³) | 188.9 | 4.1 | (³) |
| Nonaerospace-type flared (metal) fittings, couplings for, and assemblies of tubi | | 3492-J | 06/91 | 121.6 | 121.6 | 124.4 | 2.3 | 2.3 |
| Nonaerospace-type flareless fittings and couplings (incl. nonmetal fittings) use | | 3492-K | 06/91 | 115.6 | 115.7 | 119.2 | 2.8 | 3.0 |
| Nonaerospace-type hydraulic and pneumatic assemblies of hose | | 3492-N | 12/98 | 101.1 | 101.1 | 101.1 | .1 | 0 |
| Nonaerospace type hydraulic and pneumatic fittings and couplings for hose .. | | 3492-O | 06/91 | 135.7 | 135.7 | 135.7 | 1.2 | 0 |
| Secondary products and miscellaneous receipts | | 3492-SM | | | | | | |
| Miscellaneous receipts | | 3492-M | 12/98 | 110.2 | 110.2 | 110.2 | 2.2 | 0 |
| Resales | | 3492-Z89 | 12/98 | 110.2 | 110.2 | 110.2 | 2.2 | 0 |
| Secondary products | | 3492-S | 06/91 | 141.9 | 142.0 | 142.0 | 1.3 | 0 |
| Steel springs, except wire | 3493 | | 06/81 | 119.7 | 120.0 | 120.0 | .8 | 0 |
| Primary products | | 3493-P | 06/81 | 119.6 | 120.0 | 120.0 | .8 | 0 |
| Hot formed springs | | 3493-1 | 06/81 | 121.5 | 121.9 | 121.9 | 1.0 | 0 |
| Hot formed coil springs | | 3493-121 | 06/81 | 127.1 | (³) | 127.1 | 0 | (³) |
| Locomotive, railroad car, and other helical springs | | 3493-12116 | 06/81 | 124.0 | (³) | 124.0 | 0 | (³) |
| Hot formed leaf springs | | 3493-131 | 06/81 | 116.6 | 117.3 | 117.3 | 1.6 | 0 |
| Replacement leaf springs (including exports) for cars, buses, and trucks .. | | 3493-13151 | 06/81 | 126.1 | 126.9 | 126.9 | 1.8 | 0 |
| Cold formed springs | | 3493-2 | 06/81 | 116.6 | 116.8 | 116.8 | .6 | 0 |
| Cold formed flat springs made of sheet and strip | | 3493-271 | 06/81 | 117.9 | 117.9 | 117.9 | .5 | 0 |
| Secondary products and miscellaneous receipts | | 3493-SM | | | | | | |
| Secondary products | | 3493-S | 06/81 | 126.8 | (³) | 126.8 | .2 | (³) |
| Valves and pipe fittings, n.e.c. | 3494 | | 12/82 | 170.6 | 168.4 | 168.1 | 1.9 | -.2 |
| Primary products | | 3494-P | 12/82 | 175.8 | 173.1 | 172.7 | 2.7 | -.2 |
| Plumbing and heating valves and specialties, except plumbers' brass goods .. | | 3494-4 | 12/82 | 158.2 | 158.5 | 158.5 | 2.5 | 0 |
| Metal fittings, flanges, and unions for piping systems | | 3494-7 | 12/82 | 219.2 | 215.0 | 214.3 | (³) | -.3 |
| Secondary products and miscellaneous receipts | | 3494-SM | 12/82 | 150.2 | 149.5 | 149.5 | -1.2 | 0 |
| Miscellaneous receipts | | 3494-M | 12/82 | 100.7 | 99.6 | 99.6 | -2.9 | 0 |
| Secondary products | | 3494-S | 12/82 | 170.4 | 170.4 | 170.4 | 0 | 0 |
| Wire springs | 3495 | | 12/82 | 124.1 | 124.1 | 124.1 | .6 | 0 |
| Primary products | | 3495-P | 12/82 | 124.9 | 124.9 | 124.9 | .6 | 0 |
| Precision mechanical springs | | 3495-2 | 12/82 | 133.6 | 133.5 | 133.4 | .8 | -.1 |
| Precision mechanical compression-type wire springs | | 3495-213 | 06/01 | 98.4 | 98.2 | 98.2 | 0 | 0 |
| Precision mechanical extension and torsion-type wire springs | | 3495-216 | 06/01 | 100.9 | 101.1 | 100.9 | 1.7 | -.2 |
| Other wire springs | | 3495-3 | 12/82 | 118.9 | 118.9 | 118.8 | .5 | -.1 |
| Secondary products and miscellaneous receipts | | 3495-SM | | | | | | |
| Miscellaneous receipts | | 3495-M | 06/95 | 96.1 | 96.1 | (³) | (³) | (³) |
| Miscellaneous receipts | | 3495-MM | 06/95 | 96.1 | 96.1 | (³) | (³) | (³) |
| Secondary products | | 3495-SS | 06/95 | 95.5 | 95.5 | 95.5 | .3 | 0 |
| Miscellaneous fabricated wire products | 3496 | | 12/82 | 134.9 | 135.0 | 135.1 | 0 | .1 |
| Primary products | | 3496-P | 12/82 | 130.6 | 130.7 | 130.9 | -.3 | .2 |
| Noninsulated ferrous wire rope, cable and strand | | 3496-1 | 12/82 | 141.0 | 140.3 | 142.1 | 1.3 | 1.3 |
| Ferrous wire cloth and other ferrous woven wire products | | 3496-4 | 12/82 | 122.5 | 122.5 | 122.5 | -.9 | 0 |
| Nonferrous wire cloth and other nonferrous woven wire products | | 3496-5 | 12/82 | 88.1 | 85.3 | 86.6 | -1.7 | 1.5 |
| Other ferrous fabricated wire products | | 3496-8 | 12/82 | 134.0 | 134.4 | 134.1 | -.6 | -.2 |

See footnotes at end of table.

Table 5. Producer price indexes for the net output of selected industries and their products, not seasonally adjusted
—Continued

| Industry and product ¹ | Industry code | Product code | Index base | Index | | | Percent change to July 2003 from: | |
|---|---------------|--------------|------------|------------------------|------------------------|------------------------|-----------------------------------|------------------|
| | | | | Mar. 2003 ² | June 2003 ² | July 2003 ² | July 2002 | June 2003 |
| Miscellaneous fabricated wire products—Continued | | | | | | | | |
| Wire racks | | 3496-885 | 12/82 | 136.6 | 134.1 | 134.5 | -1.6 | 0.3 |
| Other ferrous wire products | | 3496-898 | 12/82 | 122.7 | 123.5 | 123.1 | -.5 | -.3 |
| Secondary products and miscellaneous receipts | | 3496-SM | | | | | | |
| Miscellaneous receipts | | 3496-M | 12/82 | 171.0 | 171.1 | 170.3 | 3.1 | -.5 |
| Contract work and other miscellaneous receipts | | 3496-XY9 | 06/98 | 142.0 | 142.0 | 142.0 | 21.3 | 0 |
| Resales | | 3496-Z89 | 12/82 | 163.6 | 163.7 | 162.7 | -.6 | -.6 |
| Secondary products | | 3496-S | 12/82 | 160.0 | 161.0 | 160.9 | .6 | -.1 |
| Metal foil and leaf | 3497 | | 12/84 | 126.2 | 125.5 | 125.7 | -.4 | .2 |
| Primary products | | 3497-P | 12/84 | 115.5 | 114.6 | 114.8 | -.6 | .2 |
| Converted unmounted aluminum foil packaging products (not laminated to other mat) | | 3497-1 | 12/90 | 88.2 | (³) | 88.2 | .8 | (³) |
| Laminated aluminum foil rolls and sheets for flexible packaging uses | | 3497-2 | 12/84 | 114.1 | 112.3 | 112.7 | -2.1 | .4 |
| Converted foil or leaf for nonpackaging applications | | 3497-3 | 12/84 | 128.2 | 128.2 | 128.2 | .9 | 0 |
| Secondary products and miscellaneous receipts | | 3497-SM | | | | | | |
| Fabricated pipe and fabricated pipe fittings | 3498 | | 06/81 | 156.3 | 156.8 | 155.4 | .9 | -.9 |
| Primary products | | 3498-P | 06/81 | 151.9 | 153.4 | 152.4 | .7 | -.7 |
| Fabricated pipe and fabricated pipe fittings | | 3498-7 | 12/02 | 100.4 | 101.4 | 100.8 | (³) | -.6 |
| Iron and steel pipe, tube, and fittings | | 3498-713 | 06/81 | 146.1 | 147.9 | 146.9 | 1.0 | -.7 |
| Nonferrous pipe, tube, and fittings | | 3498-715 | 06/81 | 198.1 | 198.1 | 197.2 | -.5 | -.5 |
| Secondary products and miscellaneous receipts | | 3498-SM | | | | | | |
| Miscellaneous receipts | | 3498-M | 08/81 | 229.4 | 211.9 | 199.0 | (³) | -6.1 |
| Secondary products | | 3498-S | 04/82 | 117.5 | 116.8 | 116.9 | -4.8 | .1 |
| Fabricated metal products, n.e.c. | 3499 | | 06/85 | 133.3 | 134.2 | 134.2 | 1.5 | 0 |
| Primary products | | 3499-P | 06/85 | 130.3 | 130.2 | 130.3 | .5 | .1 |
| Safes and vaults | | 3499-1 | 06/85 | 141.9 | 141.9 | (³) | (³) | (³) |
| Metal ladders | | 3499-5 | 06/85 | 128.5 | 126.8 | 126.8 | 0 | 0 |
| Powder metallurgy parts, exc. bearings, gears, tools and all cement carbide part | | 3499-6 | 12/91 | 103.2 | 103.0 | 103.2 | -1.1 | .2 |
| All other fabricated metal products | | 3499-8 | 06/85 | 134.4 | 134.4 | 134.4 | .9 | 0 |
| Secondary products and miscellaneous receipts | | 3499-SM | | | | | | |
| Miscellaneous receipts | | 3499-M | 06/85 | 167.4 | 186.2 | 186.2 | 11.2 | 0 |
| Secondary products | | 3499-S | 06/85 | 138.1 | 138.2 | 138.2 | 5.3 | 0 |
| Machinery, except electrical | 35 | | 12/84 | 116.0 | 116.2 | 116.1 | -.9 | -.1 |
| Engines and turbines | 351 | | 12/84 | 138.6 | 138.8 | 139.1 | .3 | .2 |
| Turbines and turbine generator sets | 3511 | | 06/82 | 154.1 | 154.6 | 154.5 | .8 | -.1 |
| Primary products | | 3511-P | 06/82 | 160.8 | 161.2 | 161.3 | .9 | .1 |
| Steam, gas, hydraulic, solar & wind powered turbine generator sets, turbine generators, & parts | | 3511-1 | 06/82 | 173.5 | 174.1 | 174.2 | 1.9 | .1 |
| Steam, gas, hydraulic & other turbines, nonlocomotive steam engines & parts | | 3511-2 | 06/82 | 151.1 | 151.5 | 151.5 | -.5 | 0 |
| Steam turbines, steam engines and parts | | 3511-21 | 06/82 | 190.3 | 191.9 | 192.2 | .4 | .2 |
| Steam turbines, including steam engines | | 3511-211 | 06/82 | 176.8 | 181.2 | 181.9 | .9 | .4 |
| Parts and accessories for steam engines & steam turbines | | 3511-212 | 06/82 | 199.8 | 199.8 | 199.8 | .1 | 0 |
| Gas turbines, except aircraft, and parts and accessories | | 3511-23 | 06/82 | 132.4 | 132.5 | 132.4 | -.7 | -.1 |
| Parts and accessories for gas turbines, except aircraft | | 3511-235 | 06/82 | 157.5 | 158.0 | 157.5 | 6.3 | -.3 |
| Hydraulic and other turbines, parts and accessories | | 3511-26 | 06/94 | 130.4 | 131.3 | 131.2 | -.4 | -.1 |
| Hydraulic and other turbines | | 3511-261 | 06/94 | 130.4 | 131.3 | 131.2 | -.4 | -.1 |
| Internal combustion engines, n.e.c. | 3519 | | 12/82 | 140.4 | 140.5 | 140.9 | .1 | .3 |
| Primary products | | 3519-P | 12/82 | 139.7 | 139.6 | 140.1 | .1 | .4 |
| Gasoline engines, except automotive | | 3519-A | 12/95 | 104.9 | 104.9 | 106.4 | 2.1 | 1.4 |
| Diesel, semidiesel and dual fuel engines (except automotive) | | 3519-3 | 12/82 | 131.0 | 131.1 | 131.0 | -.8 | -.1 |
| Diesel, semidiesel and dual fuel engines (automotive) | | 3519-4 | 12/82 | 137.0 | 136.6 | 137.2 | 1.6 | .4 |
| Gas engines, except turbines | | 3519-6 | 12/00 | 99.9 | 99.9 | (³) | (³) | (³) |
| Parts and accessories | | 3519-9 | 12/82 | 142.6 | 142.7 | 142.7 | 2.1 | 0 |
| Secondary products and miscellaneous receipts | | 3519-SM | | | | | | |
| Miscellaneous receipts | | 3519-M | 12/82 | 142.5 | 152.0 | 152.0 | 6.7 | 0 |
| Secondary products | | 3519-S | 12/82 | 143.2 | 144.0 | 144.0 | -1.7 | 0 |
| Farm and garden machinery and equipment | 352 | | 12/84 | 134.7 | 134.8 | 135.1 | .9 | .2 |
| Farm machinery and equipment | 3523 | | 12/82 | 150.5 | 150.8 | 151.0 | 1.1 | .1 |
| Primary products | | 3523-P | 12/82 | 151.7 | 152.0 | 152.3 | 1.3 | .2 |
| Commercial turf and grounds care equipment, including parts and attachments | | 3523-A | 12/82 | 161.0 | 161.0 | 161.4 | 3.4 | .2 |
| Plows, listers, harrows, rollers, pulverizers, cultivators, weeders, attachments | | 3523-C | 12/02 | 100.0 | (³) | 100.0 | (³) | (³) |
| Wheel tractors and attachments, except: contractors' type, lawn and garden, and motor tillers | | 3523-1 | 12/82 | 150.8 | 151.3 | 152.1 | 1.0 | .5 |
| Farm dairy machines, sprayers & dusters, farm elevators & attachments | | 3523-2 | 12/82 | 159.5 | 160.2 | 160.5 | .9 | .2 |
| Planting, seeding, and fertilizing machinery and attachments | | 3523-3 | 12/82 | 143.6 | 143.8 | 144.0 | 1.8 | .1 |
| Harvesting machinery (except hay and straw) and attachments | | 3523-5 | 12/82 | 160.4 | 160.4 | 160.4 | 1.0 | 0 |

See footnotes at end of table.

Table 5. Producer price indexes for the net output of selected industries and their products, not seasonally adjusted
—Continued

| Industry and product ¹ | Industry code | Product code | Index base | Index | | | Percent change to July 2003 from: | |
|---|---------------|--------------|------------|------------------------|------------------------|------------------------|-----------------------------------|------------------|
| | | | | Mar. 2003 ² | June 2003 ² | July 2003 ² | July 2002 | June 2003 |
| Farm machinery and equipment—Continued | | | | | | | | |
| Haying machinery and attachments | | 3523-6 | 12/82 | 151.7 | (³) | 151.7 | 0.9 | (³) |
| Farm machinery and equipment, n.e.c., excluding parts | | 3523-8 | 12/82 | 154.2 | 154.4 | 154.4 | 1.6 | 0 |
| Parts for farm machinery & equip., excl comm. turf & grounds care equip | | 3523-9 | 12/82 | 138.6 | 139.7 | 139.5 | 1.8 | -1 |
| Secondary products and miscellaneous receipts | | 3523-SM | | | | | | |
| Miscellaneous receipts | | 3523-M | 12/82 | 123.9 | 124.0 | 123.9 | -1.6 | -1 |
| Secondary products | | 3523-S | 12/82 | 136.1 | (³) | 136.1 | .7 | (³) |
| Lawn and garden equipment | 3524 | | 12/82 | 125.9 | 125.9 | 126.5 | .5 | .5 |
| Primary products | | 3524-P | 12/82 | 128.9 | 128.9 | 129.6 | .6 | .5 |
| Consumer nonriding lawn, garden, and snow equipment | | 3524-1 | 12/82 | 120.1 | 120.0 | 121.5 | 1.7 | 1.3 |
| Consumer riding lawn, garden, and snow equipment | | 3524-4 | 12/82 | 142.5 | 142.5 | 142.8 | 0 | .2 |
| Parts and attachments for consumer lawn, garden, and snow equipment | | 3524-6 | 06/03 | (³) | 100.0 | 99.5 | (³) | -5 |
| Secondary products and miscellaneous receipts | | 3524-SM | | | | | | |
| Miscellaneous receipts | | 3524-M | 06/03 | (³) | 100.0 | 100.0 | (³) | 0 |
| Secondary products | | 3524-S | 12/82 | 105.1 | 105.1 | 105.1 | -4 | 0 |
| Construction, mining, and materials handling machinery and equipment | 353 | | 12/84 | 143.9 | 144.5 | 144.7 | 1.3 | .1 |
| Construction machinery | 3531 | | 12/80 | 177.9 | 178.7 | 178.8 | 1.5 | .1 |
| Primary products | | 3531-P | 12/80 | 172.3 | 173.2 | 173.3 | 1.5 | .1 |
| Wheel tractors and log skidders, excl parts and attach | | 3531-A | 12/80 | 168.6 | 169.0 | 169.1 | 3.7 | .1 |
| Tracklaying tractors, excl. parts and attach | | 3531-B | 12/80 | 191.0 | (³) | (³) | (³) | (³) |
| Tractor shovel loaders, excl. parts and attach | | 3531-C | 12/80 | 180.8 | 181.0 | 181.0 | 1.5 | 0 |
| Attachments for tractors and shovel loaders, excl. parts and winches | | 3531-D | 12/99 | 100.8 | 100.9 | 100.9 | .3 | 0 |
| Power cranes, excavators, draglines, and shovels, excl. parts | | 3531-E | 12/99 | 106.6 | 108.6 | 108.6 | 2.2 | 0 |
| Mixers, pavers, and related equipment, excl. parts | | 3531-F | 12/80 | 157.0 | 157.0 | 157.0 | 1.7 | 0 |
| Scrapers, graders, rollers, and off-highway equipment, excl. parts | | 3531-G | 12/80 | 165.8 | 166.0 | 166.0 | 1.2 | 0 |
| Other construction machinery, excl. parts | | 3531-J | 12/99 | 105.6 | 106.7 | 106.7 | 2.1 | 0 |
| Parts | | 3531-K | 12/99 | 100.5 | 100.7 | 100.7 | .4 | 0 |
| Secondary products and miscellaneous receipts | | 3531-SM | | | | | | |
| Miscellaneous receipts | | 3531-M | 12/80 | 261.0 | 261.5 | 261.5 | 1.9 | 0 |
| Secondary products | | 3531-S | 12/80 | 193.8 | 193.8 | 194.1 | .9 | .2 |
| Mining machinery and equipment | 3532 | | 06/81 | 163.3 | 165.1 | 165.1 | 2.2 | 0 |
| Primary products | | 3532-P | 06/81 | 167.3 | 167.6 | 167.6 | 1.6 | 0 |
| Underground mining machinery | | 3532-5 | 06/81 | 180.3 | 180.3 | 180.3 | -1 | 0 |
| Loading mining machines, incl. gathering arm type, loader-hauler-dumpers, shovels, scoops | | 3532-562 | 06/81 | 200.9 | 200.9 | 200.9 | -3 | 0 |
| Mineral processing and beneficiation machinery, excluding parts | | 3532-6 | 06/81 | 182.9 | 180.4 | 180.4 | 1.0 | 0 |
| Crushing, pulverizing, and screening machinery | | 3532-7 | 06/81 | 204.4 | 205.5 | 205.5 | 3.5 | 0 |
| Crushers, stationary types, including skid-mounted (gyratory, impact, jaw, and roll) | | 3532-727 | 06/81 | 207.0 | 207.0 | 207.0 | .7 | 0 |
| Screens (vibrating, stationary), including trommel types | | 3532-755 | 06/81 | 147.6 | 150.3 | 150.3 | 6.3 | 0 |
| Drills and other mining machinery, except parts | | 3532-8 | 06/81 | 191.5 | 192.6 | 192.6 | .8 | 0 |
| Parts and attachments for mining machinery and equipment | | 3532-9 | 06/81 | 145.7 | 146.0 | 146.2 | 2.7 | .1 |
| Parts and attachments for mining machinery sold separately, excluding drill bits | | 3532-975 | 06/81 | 144.6 | 144.6 | 144.8 | 3.1 | .1 |
| Parts for mineral processing, beneficiation, crushing, pulverizing, & screening machinery | | 3532-97522 | 06/94 | 109.9 | 109.9 | 110.3 | 1.5 | .4 |
| Parts for all other mining machinery and equipment | | 3532-97533 | 06/94 | 112.2 | 112.3 | 112.3 | 4.3 | 0 |
| Percussion rock drill bits | | 3532-989 | 02/90 | 137.5 | 142.6 | 142.6 | 5.0 | 0 |
| Secondary products and miscellaneous receipts | | 3532-SM | | | | | | |
| Miscellaneous receipts | | 3532-M | 06/81 | 154.4 | 161.8 | 161.8 | 4.4 | 0 |
| Resales | | 3532-Z89 | 06/81 | 160.4 | 168.0 | 168.0 | 4.3 | 0 |
| Secondary products | | 3532-S | 06/81 | 135.5 | 141.7 | 141.7 | 4.8 | 0 |
| Other secondary products | | 3532-SSS | 06/81 | 134.5 | (³) | 136.2 | 1.6 | (³) |
| Oil field and gas field machinery and equipment | 3533 | | 12/80 | 170.2 | 171.2 | 171.8 | .9 | .4 |
| Primary products | | 3533-P | 12/80 | 168.7 | 170.4 | 170.7 | 3.3 | .2 |
| Rotary oil field and gas field drilling machinery and parts | | 3533-1 | 12/86 | 170.6 | 174.6 | 174.6 | 7.6 | 0 |
| Rotary drilling surface equipment | | 3533-11 | 12/86 | 156.8 | 158.2 | 158.2 | .9 | 0 |
| Other rotary drill. surface equip., incl Kelly joints, rotary tables, crown/trav.bl | | 3533-121 | 12/86 | 167.6 | 167.6 | 167.6 | 0 | 0 |
| Rotary drilling subsurface equipment | | 3533-14 | 12/86 | 179.7 | 185.1 | 185.0 | 10.5 | -1 |
| Bits | | 3533-141 | 12/80 | 272.4 | 288.8 | 288.8 | 9.8 | 0 |
| Tungsten-carbide insert bits | | 3533-14101 | 12/80 | 276.0 | 293.5 | 293.5 | 9.7 | 0 |
| Steel-toothed bits | | 3533-14102 | 12/80 | 334.4 | (³) | 359.6 | 14.1 | (³) |
| Other subsurface drill. equip., incl fishing tools, subsea risers, coring equip | | 3533-149 | 12/86 | 151.6 | 151.6 | 151.6 | 15.1 | 0 |
| Other oil and gas field drilling machinery and equipment and parts | | 3533-2 | 12/86 | 146.2 | 146.2 | 146.2 | .8 | 0 |
| Cementing, floating, guiding, and shoe equipment | | 3533-253 | 12/80 | 157.4 | (³) | (³) | (³) | (³) |
| Other oil and gas field drilling equipment, incl. cable tool drilling machinery | | 3533-296 | 12/94 | 124.8 | (³) | 124.8 | 0 | (³) |
| Oil field and gas field production machinery and equipment | | 3533-3 | 12/80 | 140.0 | 140.4 | 141.1 | 1.2 | .5 |
| Surface, subsurface, and subsea production well equipment | | 3533-31 | 12/80 | 132.4 | 134.0 | 134.0 | 1.2 | 0 |
| Casing and tubing heads and supports | | 3533-313 | 12/86 | 151.6 | 152.6 | 152.6 | .7 | 0 |
| Rod lifting machinery and equipment (surface and subsurface) | | 3533-35 | 12/80 | 133.2 | 133.2 | 133.2 | 1.6 | 0 |

See footnotes at end of table.

Table 5. Producer price indexes for the net output of selected industries and their products, not seasonally adjusted
—Continued

| Industry and product ¹ | Industry code | Product code | Index base | Index | | | Percent change to July 2003 from: | |
|---|---------------|--------------|------------|------------------------|------------------------|------------------------|-----------------------------------|------------------|
| | | | | Mar. 2003 ² | June 2003 ² | July 2003 ² | July 2002 | June 2003 |
| Oil field and gas field machinery and equipment—Continued | | | | | | | | |
| Pumping units and other surface rod lifting equipment | | 3533-354 | 12/94 | 114.5 | 114.5 | 114.5 | 0.0 | 0.0 |
| Separating, metering, and treating equipment for oil and gas (located on well site) | | 3533-371 | 12/80 | 129.5 | 128.8 | 128.8 | -1.0 | 0 |
| Parts for oil and gas field production machinery and tools, sold separately .. | | 3533-382 | 12/86 | 133.2 | 133.6 | 133.6 | .3 | 0 |
| Other oil field and gas field production machinery and tools | | 3533-398 | 12/86 | 128.9 | 128.9 | 131.2 | 1.8 | 1.8 |
| Secondary products and miscellaneous receipts | | 3533-SM | | | | | | |
| Miscellaneous receipts | | 3533-M | 12/80 | 193.9 | 194.1 | 194.1 | -14.2 | 0 |
| Resales | | 3533-Z89 | 09/86 | 144.8 | 144.9 | 144.9 | -28.2 | 0 |
| Secondary products | | 3533-S | 12/80 | 135.9 | (³) | 134.8 | -8.2 | (³) |
| Other secondary products | | 3533-SSS | 12/80 | 131.1 | (³) | 131.1 | -9.3 | (³) |
| Elevators and moving stairways | 3534 | | 06/81 | 130.6 | 130.2 | 130.4 | -1.2 | .2 |
| Primary products | | 3534-P | 06/81 | 129.8 | 129.4 | 129.6 | -1.0 | .2 |
| Elevators and moving stairways | | 3534-1 | 06/81 | 126.2 | 125.7 | 125.9 | -1.1 | .2 |
| Hydraulic passenger elevators | | 3534-112 | 06/81 | 126.9 | 126.9 | 126.9 | -1.9 | 0 |
| Other non farm elev., incl. sidewalk elev., dumbwaiters, man & resid. lifts ... | | 3534-196 | 06/81 | 145.4 | 147.9 | 147.9 | 1.7 | 0 |
| Parts and attachments for elevators and moving stairways | | 3534-3 | 06/81 | 161.3 | 161.3 | 161.3 | -.8 | 0 |
| Secondary products and miscellaneous receipts | | 3534-SM | | | | | | |
| Conveyors and conveying equipment | 3535 | | 06/84 | 140.6 | 141.1 | 141.2 | 1.3 | .1 |
| Primary products | | 3535-P | 06/84 | 137.6 | 138.1 | 138.2 | .9 | .1 |
| Unit handling conveyors and conveying systems, except hoists and farm elevators | | 3535-3 | 06/84 | 129.5 | 130.0 | 129.9 | .3 | -.1 |
| Gravity conveyors (skate wheel and roller) | | 3535-311 | 06/84 | 127.9 | 131.3 | 129.9 | -.9 | -1.1 |
| Trolley conveyors (overhead systems) | | 3535-312 | 06/84 | 125.1 | 125.4 | 125.1 | -.6 | -.2 |
| Powered conveyors (belt and roller) | | 3535-314 | 06/84 | 125.9 | 126.3 | 126.2 | .5 | -.1 |
| All other unit handling conveyors & conveying syst., incl. pneum. tube conveyors | | 3535-319 | 12/95 | 113.6 | 113.7 | 114.4 | 2.3 | .6 |
| Parts and accessories for unit handling conveyors & conveying systems, sold sep | | 3535-4 | 06/84 | 145.8 | 146.1 | 146.0 | 1.0 | -.1 |
| Bulk material handling conveyors & conveying syst., exc. hoists & farm elevators | | 3535-5 | 06/84 | 137.6 | 138.0 | 138.5 | 1.6 | .4 |
| Conveyors and elevators | | 3535-511 | 06/84 | 137.5 | 138.0 | 138.5 | 1.5 | .4 |
| All other bulk handling conveyors and conveying syst. incl. loading, unloading | | 3535-514 | 06/01 | 102.9 | 102.8 | 102.8 | 2.4 | 0 |
| Parts and accessories for bulk material handling conveyors and conveying systems | | 3535-6 | 06/84 | 168.4 | 170.4 | 170.2 | 2.9 | -.1 |
| Secondary products and miscellaneous receipts | | 3535-SM | | | | | | |
| Miscellaneous receipts | | 3535-M | 06/84 | 154.9 | 155.1 | 155.4 | 1.0 | .2 |
| Secondary products | | 3535-S | 06/84 | 152.9 | 152.9 | 153.5 | 6.5 | .4 |
| Overhead traveling cranes, hoists, and monorail systems | 3536 | | 12/84 | 151.8 | 152.3 | 152.0 | 1.7 | -.2 |
| Primary products | | 3536-P | 12/84 | 151.0 | 151.4 | 151.1 | 1.6 | -.2 |
| Hoists | | 3536-3 | 12/84 | 155.3 | 156.2 | 156.1 | 1.8 | -.1 |
| Hoists | | 3536-340 | 12/96 | 118.8 | 119.7 | 119.6 | 1.7 | -.1 |
| Parts and attachments for hoists (sold separately) | | 3536-345 | 12/84 | 151.5 | 151.8 | 151.8 | 1.8 | 0 |
| Overhead traveling cranes and monorail systems | | 3536-4 | 12/84 | 145.7 | 145.6 | 145.2 | 1.5 | -.3 |
| Overhead traveling cranes and monorail systems, exc. const. power cranes | | 3536-420 | 12/96 | 106.9 | 106.4 | 106.2 | -.6 | -.2 |
| Parts and attachments for cranes and monorail systems (sold separately) ... | | 3536-460 | 12/84 | 138.5 | 140.4 | 139.4 | 10.3 | -.7 |
| Secondary products and miscellaneous receipts | | 3536-SM | | | | | | |
| Miscellaneous receipts | | 3536-M | 12/84 | 150.7 | 153.9 | 151.7 | 1.9 | -1.4 |
| Resales | | 3536-Z89 | 12/84 | 156.0 | 159.3 | 158.2 | 3.6 | -.7 |
| Secondary products | | 3536-S | 12/84 | 148.5 | 149.0 | 148.9 | 1.6 | -.1 |
| Industrial trucks and tractors | 3537 | | 12/79 | 156.5 | 156.5 | 157.1 | 1.1 | .4 |
| Primary products | | 3537-P | 12/79 | 154.2 | 154.0 | 154.8 | 1.2 | .5 |
| Industrial trucks and tractors, motorized and hand powered | | 3537-1 | 12/79 | 149.5 | 149.5 | 149.5 | .7 | 0 |
| Work trucks w/ lifting & handling equip, riding, electric, self-propelled | | 3537-101 | 06/02 | 103.2 | 103.1 | 103.1 | .5 | 0 |
| Work trucks w/ lifting & handling equip, non-riding electric or any non-electric | | 3537-102 | 06/02 | 100.3 | 100.4 | 100.4 | .4 | 0 |
| Work trucks, not fitted with lifting and handling equipment, elec. or non elec | | 3537-103 | 06/02 | 101.6 | 101.6 | 101.6 | 1.6 | 0 |
| Bulk powered material moving equipment | | 3537-104 | 06/02 | 100.5 | 100.5 | 100.5 | .4 | 0 |
| Parts and attachments for industrial work trucks | | 3537-3 | 12/86 | 133.7 | 133.2 | 136.6 | 3.2 | 2.6 |
| Secondary products and miscellaneous receipts | | 3537-SM | | | | | | |
| Miscellaneous receipts | | 3537-M | 12/86 | 134.6 | 134.6 | 134.6 | .4 | 0 |
| Resales | | 3537-Z89 | 12/86 | 99.2 | 99.2 | 99.2 | .4 | 0 |
| Secondary products | | 3537-S | 12/79 | 201.7 | 203.7 | 203.5 | .9 | -.1 |
| Metalworking machinery and equipment | 354 | | 12/84 | 144.6 | 144.6 | 144.8 | .1 | .1 |
| Machine tools, metal cutting types | 3541 | | 06/83 | 150.4 | 149.9 | 150.1 | -1.6 | .1 |
| Primary products | | 3541-P | 06/83 | 144.7 | 144.1 | 144.3 | -2.2 | .1 |
| Machining centers | | 3541-B | 06/83 | 126.8 | 126.3 | 125.8 | -10.3 | -.4 |
| Station type machines | | 3541-C | 06/83 | 153.7 | 153.7 | 153.7 | -.5 | 0 |

See footnotes at end of table.

Table 5. Producer price indexes for the net output of selected industries and their products, not seasonally adjusted
—Continued

| Industry and product ¹ | Industry code | Product code | Index base | Index | | | Percent change to July 2003 from: | |
|--|---------------|--------------|------------|------------------------|------------------------|------------------------|-----------------------------------|------------------|
| | | | | Mar. 2003 ² | June 2003 ² | July 2003 ² | July 2002 | June 2003 |
| Machine tools, metal cutting types—Continued | | | | | | | | |
| Other metal cutting machine tools | | 3541-D | 06/83 | 152.8 | 153.1 | 152.8 | -0.7 | -0.2 |
| Grinding, polishing, buffing, honing, and lapping machines | | 3541-4 | 06/83 | 172.8 | 171.8 | 172.0 | -.5 | .1 |
| Turning machines (lathes), all types | | 3541-5 | 06/83 | 153.1 | 153.9 | 152.7 | -.5 | -.8 |
| Milling machines | | 3541-6 | 06/83 | 156.8 | 150.8 | 155.6 | (³) | 3.2 |
| Parts for metal cutting machine tools, sold separately, & rebuilt machine tools | | 3541-9 | 06/83 | 125.4 | 125.3 | 125.7 | 1.3 | .3 |
| Secondary products and miscellaneous receipts | | 3541-SM | | | | | | |
| Miscellaneous receipts | | 3541-M | 06/83 | 196.1 | 196.1 | 196.1 | 0 | 0 |
| Secondary products | | 3541-S | 06/83 | 155.3 | (³) | (³) | (³) | (³) |
| Metal forming machine tools | 3542 | | 06/81 | 177.7 | 177.7 | 178.5 | .7 | .5 |
| Primary products | | 3542-P | 06/81 | 182.9 | 182.9 | 183.3 | .4 | .2 |
| Punching, shearing, bending, and forming machines | | 3542-1 | 06/81 | 150.2 | 150.2 | 150.2 | .1 | 0 |
| Presses, except forging | | 3542-2 | 06/81 | 194.9 | 194.9 | 194.9 | .1 | 0 |
| Other metal forming machine tools and forging machines | | 3542-3 | 06/81 | 210.7 | 210.7 | 211.7 | 1.3 | .5 |
| Rebuilt metal forming machine tools and parts for metal forming machine tools | | 3542-4 | 06/81 | 185.5 | 185.5 | 186.4 | .5 | .5 |
| Secondary products and miscellaneous receipts | | 3542-SM | | | | | | |
| Miscellaneous receipts | | 3542-M | 12/92 | 130.9 | 130.9 | 132.3 | (³) | 1.1 |
| Secondary products | | 3542-S | 06/81 | 149.4 | (³) | 152.9 | 2.3 | (³) |
| Industrial patterns | 3543 | | 12/84 | 131.2 | 131.2 | 131.2 | -.5 | 0 |
| Primary products | | 3543-P | 12/84 | 131.1 | 131.1 | 131.1 | -.7 | 0 |
| Industrial patterns, except shoe patterns | | 3543-1 | 12/84 | 131.1 | 131.1 | 131.1 | -.7 | 0 |
| Foundry patterns | | 3543-115 | 12/84 | 131.3 | 131.3 | 131.3 | -.9 | 0 |
| All other industrial patterns, except shoe patterns | | 3543-198 | 12/84 | 137.0 | 137.0 | 137.0 | .2 | 0 |
| Secondary products and miscellaneous receipts | | 3543-SM | | | | | | |
| Secondary products | | 3543-S | 12/84 | 129.5 | 129.5 | 129.5 | .9 | 0 |
| Special tools, dies, jigs, fixtures and industrial molds | 3544 | | 06/81 | 145.5 | 144.7 | 145.2 | -.3 | .3 |
| Primary products | | 3544-P | 06/81 | 147.0 | 146.1 | 146.6 | -1.1 | .3 |
| Special tools, dies, jigs, and fixtures | | 3544-3 | 06/81 | 162.5 | 162.3 | 162.6 | .1 | .2 |
| Jigs and fixtures, including parts | | 3544-31 | 06/81 | 230.4 | 230.0 | 230.2 | .2 | .1 |
| Metalworking dies and die sets | | 3544-32 | 12/02 | 99.9 | 99.8 | 100.1 | (³) | .3 |
| Stamping dies | | 3544-321 | 06/81 | 128.6 | 128.4 | 129.0 | .2 | .5 |
| All other metalworking dies and die sets | | 3544-322 | 12/02 | 100.0 | 100.0 | 100.0 | (³) | 0 |
| Standard punches, industrial prototypes, die parts & other special tooling, dies | | 3544-33 | 06/94 | 110.2 | 110.2 | 110.2 | .2 | 0 |
| Industrial molds | | 3544-5 | 06/81 | 124.2 | 122.3 | 123.2 | -3.0 | .7 |
| Metal injection-type molds for plastics | | 3544-51 | 06/81 | 118.7 | 115.7 | 117.0 | -4.5 | 1.1 |
| Other molds | | 3544-52 | 12/02 | 100.0 | 100.0 | 100.0 | (³) | 0 |
| Secondary products and miscellaneous receipts | | 3544-SM | | | | | | |
| Secondary products | | 3544-S | 06/81 | 130.2 | 129.9 | 130.1 | -.5 | .2 |
| Machine tool accessories | 3545 | | 06/83 | 142.6 | 143.2 | 143.2 | .6 | 0 |
| Primary products | | 3545-P | 06/83 | 140.2 | 140.8 | 140.8 | .5 | 0 |
| Small cutting tools for machine tools and metalworking machinery | | 3545-1 | 06/83 | 134.2 | 135.0 | 135.0 | .2 | 0 |
| Twist drills, gun drills, combined drills, countersinks, and counterbores | | 3545-12 | 06/83 | 127.5 | 127.9 | 127.8 | -2.1 | -1.1 |
| Carbon steel and high-speed steel shank twist drills | | 3545-123 | 06/83 | 135.5 | 136.2 | 136.3 | -1.9 | .1 |
| Other twist drills, gun drills, countersinks, and counterbores | | 3545-124 | 12/00 | 95.9 | 95.9 | 95.6 | -2.3 | -.3 |
| End mills and milling cutters | | 3545-15 | 06/83 | 140.5 | 140.3 | 140.4 | .6 | .1 |
| Threading tools | | 3545-17 | 06/83 | 140.4 | 150.5 | 149.9 | 6.5 | -.4 |
| Blanks, tips, and inserts | | 3545-18 | 06/83 | 134.4 | 133.7 | 134.4 | .3 | .5 |
| Other cutting tools, including broaches, reamers, hobs, and rotary burrs | | 3545-199 | 12/00 | 102.4 | 102.3 | 102.0 | -.3 | -.3 |
| Precision measuring tools (inspection, quality control, and tool room) | | 3545-2 | 06/83 | 153.9 | 153.9 | 153.9 | 1.0 | 0 |
| Other attachments and accessories for machine tools and metalworking machinery | | 3545-3 | 06/83 | 154.6 | 155.0 | 154.7 | .8 | -.2 |
| Tool holders | | 3545-31 | 06/83 | 155.9 | 155.9 | 156.1 | 1.3 | .1 |
| Work holding devices and other attachments and accessories | | 3545-38 | 12/00 | 102.3 | 102.8 | 102.3 | .5 | -.5 |
| Secondary products and miscellaneous receipts | | 3545-SM | | | | | | |
| Miscellaneous receipts | | 3545-M | 01/87 | 156.1 | 156.0 | 156.1 | .4 | .1 |
| Contract work and other miscellaneous receipts | | 3545-XY9 | 06/88 | 162.7 | (³) | 162.7 | .1 | (³) |
| Resales | | 3545-Z89 | 01/87 | 143.2 | 143.2 | 143.2 | .6 | 0 |
| Secondary products | | 3545-S | 06/83 | 143.9 | 145.7 | 144.8 | 2.0 | -.6 |
| Power driven hand tools | 3546 | | 12/80 | 173.4 | 173.4 | 172.9 | -.1 | -.3 |
| Primary products | | 3546-P | 12/80 | 163.7 | 163.7 | 163.1 | -.4 | -.4 |
| Power driven hand tools, electric and battery powered | | 3546-1 | 12/80 | 157.1 | 157.1 | 156.4 | -1.0 | -.4 |
| Planers and routers | | 3546-133 | 06/93 | (³) | (³) | (³) | (³) | (³) |
| Parts, attachments and accessories for electric-powered hand tools (sold separately) | | 3546-136 | 08/87 | 115.3 | 115.3 | 115.3 | -1.8 | 0 |
| Drills: armature mounted primarily on other than sleeve bearings | | 3546-182 | 12/80 | 171.9 | 171.9 | 171.9 | .8 | 0 |
| Over 1/4 inch chuck size to under 1/2 inch | | 3546-18207 | 12/80 | 147.9 | 147.9 | 147.9 | 1.6 | 0 |
| Sanders, except circular | | 3546-184 | 12/80 | 150.7 | 150.7 | 150.7 | -.1 | 0 |
| Oscillating, reciprocating and vibrating | | 3546-18434 | 12/80 | 154.3 | 154.3 | 154.3 | -.2 | 0 |
| Circular saws: armature mounted primarily on other than sleeve bearings ... | | 3546-185 | 12/80 | 170.5 | 170.5 | 170.5 | 0 | 0 |
| Between 7 inch and 8 inch blade | | 3546-18516 | 12/80 | 148.8 | 148.8 | 148.8 | 0 | 0 |

See footnotes at end of table.

Table 5. Producer price indexes for the net output of selected industries and their products, not seasonally adjusted
—Continued

| Industry and product ¹ | Industry code | Product code | Index base | Index | | | Percent change to July 2003 from: | |
|---|---------------|--------------|------------|------------------------|------------------------|------------------------|-----------------------------------|------------------|
| | | | | Mar. 2003 ² | June 2003 ² | July 2003 ² | July 2002 | June 2003 |
| Power driven hand tools—Continued | | | | | | | | |
| Saws - jig, saber, reciprocating | | 3546-186 | 12/80 | 123.7 | 123.7 | 114.8 | -7.2 | -7.2 |
| Armature mounted primarily on other than ball bearings | | 3546-18619 | 06/93 | 99.1 | 99.1 | 91.9 | -7.3 | -7.3 |
| Power driven hand tools, pneumatic, hydraulic and powder actuated | | 3546-2 | 12/80 | 198.5 | 198.5 | 198.5 | 1.2 | 0 |
| Drills, screwdrivers, nutrunners-pneumatic | | 3546-238 | 12/95 | 118.3 | 118.3 | 118.3 | .4 | 0 |
| Impact wrenches - pneumatic | | 3546-241 | 12/80 | 142.2 | 142.2 | (³) | (³) | (³) |
| Other grinders, polishers, and sanders | | 3546-244 | 06/93 | 122.9 | 122.9 | 122.9 | -2 | 0 |
| Other hydraulic powered hand tools | | 3546-272 | 06/93 | 101.4 | 101.4 | 101.4 | 2.4 | 0 |
| Secondary products and miscellaneous receipts | | 3546-SM | | | | | | |
| Miscellaneous receipts | | 3546-M | 06/86 | 153.2 | 153.2 | 153.2 | .8 | 0 |
| Resales | | 3546-Z89 | 06/86 | 153.2 | 153.2 | 153.2 | .8 | 0 |
| Secondary products | | 3546-S | 12/80 | 195.8 | 195.8 | 195.8 | .9 | 0 |
| Rolling mill machinery | 3547 | | 12/81 | 165.1 | 165.2 | 169.0 | 2.5 | 2.3 |
| Primary products | | 3547-P | 12/81 | 167.1 | 167.2 | 171.0 | 2.5 | 2.3 |
| Hot rolling mill machinery, except tube rolling | | 3547-1 | 12/81 | 150.1 | 150.1 | 150.1 | .7 | 0 |
| Other hot rolling mill machinery and equipment, including parts | | 3547-118 | 12/87 | 144.7 | 144.7 | 144.7 | 1.0 | 0 |
| Cold rolling mill machinery | | 3547-2 | 06/93 | 98.0 | 98.4 | 98.2 | -2 | -2 |
| Other cold rolling mill machinery and equipment, including parts | | 3547-228 | 06/93 | 98.0 | 98.4 | 98.2 | -2 | -2 |
| Gas and electric welding and soldering equipment | 3548 | | 12/84 | 161.5 | 162.4 | 161.7 | .6 | -.4 |
| Primary products | | 3548-P | 12/84 | 166.2 | 167.1 | 166.4 | .6 | -.4 |
| Arc welding machines, comp., & acces., exc. electrodes (excl. stud welding eq.) | | 3548-1 | 12/84 | 163.7 | 164.9 | 164.3 | 1.2 | -.4 |
| Arc welding electrodes, metal | | 3548-2 | 12/84 | 185.0 | 186.0 | 184.4 | -.1 | -.9 |
| Resistance welders, components, accessories, and electrodes | | 3548-3 | 12/84 | 148.3 | 149.0 | 149.0 | .5 | 0 |
| Gas welding and cutting equipment, parts, attachments, and accessories | | 3548-4 | 06/83 | 165.0 | 166.3 | 166.2 | .9 | -.1 |
| Other welding and soldering equipment and acc. (exc. arc, resistance and gas) | | 3548-5 | 06/90 | 117.9 | 117.8 | 117.8 | .5 | 0 |
| Secondary products and miscellaneous receipts | | 3548-SM | | | | | | |
| Miscellaneous receipts | | 3548-M | 12/84 | 150.5 | 150.5 | 150.5 | .5 | 0 |
| Secondary products | | 3548-S | 12/84 | 132.1 | 132.7 | 132.7 | .5 | 0 |
| Metalworking machinery, not elsewhere classified | 3549 | | 06/83 | 173.4 | 174.6 | 174.4 | 1.3 | -.1 |
| Primary products | | 3549-P | 06/83 | 170.7 | 172.1 | 171.9 | 1.1 | -.1 |
| Assembly machines | | 3549-2 | 06/83 | 157.5 | 157.7 | 157.6 | .3 | -.1 |
| Transfer type assembly machines | | 3549-213 | 12/97 | 104.6 | 104.8 | 104.7 | .9 | -.1 |
| Special purpose and all other types | | 3549-219 | 06/83 | 157.8 | 157.8 | 157.8 | -.1 | 0 |
| Other metalworking machinery | | 3549-5 | 06/83 | 184.3 | 189.0 | 188.6 | 2.7 | -.2 |
| Machines for weaving and wire fabricating and wire drawing machines and draw benches | | 3549-511 | 06/83 | 177.7 | 177.7 | 177.7 | .9 | 0 |
| Coil handling equipment (conversion or straightening) | | 3549-541 | 06/83 | 183.8 | 185.1 | 185.1 | 2.1 | 0 |
| All other metalworking machinery n.e.c. | | 3549-598 | 06/83 | 190.2 | 198.7 | 198.0 | 3.7 | -.4 |
| Secondary products and miscellaneous receipts | | 3549-SM | | | | | | |
| Miscellaneous receipts | | 3549-M | 12/97 | 111.6 | (³) | (³) | (³) | (³) |
| Secondary products | | 3549-S | 06/83 | 185.5 | 185.5 | 185.5 | 1.4 | 0 |
| Special industry machinery, except metalworking machinery | 355 | | 12/84 | 149.4 | 150.4 | 151.3 | 1.3 | .6 |
| Textile machinery | 3552 | | 12/80 | 182.8 | 182.8 | 182.8 | .8 | 0 |
| Primary products | | 3552-P | 12/80 | 189.1 | 189.1 | 189.1 | .8 | 0 |
| Textile machinery, except parts and attachments | | 3552-1 | 12/80 | 187.5 | 187.5 | 187.5 | .4 | 0 |
| Fabrics machinery | | 3552-1A | | | | | | |
| Fabrics machinery | | 3552-1111 | 12/93 | 103.2 | (³) | 103.2 | 1.9 | (³) |
| Fiber-to-fabrics textile machinery | | 3552-1B | 06/86 | 121.8 | 121.8 | 121.8 | 0 | 0 |
| Other textile machinery | | 3552-1C | 06/86 | 149.1 | 149.1 | 149.1 | .3 | 0 |
| Other textile machinery | | 3552-199 | 12/80 | 155.2 | 155.2 | 155.2 | .5 | 0 |
| Parts and attachments for textile machinery | | 3552-2 | 12/80 | 190.9 | 191.0 | 190.9 | 1.4 | -.1 |
| Textile machinery turnings and shapes | | 3552-211 | 12/80 | 254.3 | 254.3 | 254.3 | 0 | 0 |
| Parts and attachments for fiber-to-fabrics machinery | | 3552-232 | 12/80 | 239.7 | (³) | (³) | (³) | (³) |
| Parts and attachments for power looms | | 3552-241 | 12/80 | 167.5 | 168.1 | 167.5 | 2.1 | -.4 |
| Parts and attachments for bleaching, dyeing and finishing machinery | | 3552-271 | 12/80 | 157.3 | (³) | 157.3 | 0 | (³) |
| Parts and attachments for other textile machinery, including printing | | 3552-299 | 12/80 | 157.4 | 157.4 | 157.4 | .6 | 0 |
| Secondary products and miscellaneous receipts | | 3552-SM | | | | | | |
| Miscellaneous receipts | | 3552-M | 06/86 | 114.3 | 114.3 | 114.3 | .8 | 0 |
| Resales | | 3552-Z89 | 12/93 | 102.8 | 102.8 | 102.8 | .8 | 0 |
| Woodworking machinery | 3553 | | 12/80 | 159.2 | 159.3 | 159.2 | .5 | -.1 |
| Primary products | | 3553-P | 12/80 | 164.2 | 164.4 | 164.4 | .7 | 0 |
| Woodworking machinery including parts, excluding home workshop types | | 3553-1 | 12/80 | 154.8 | 155.1 | 155.1 | 1.1 | 0 |
| Sawmill equipment | | 3553-112 | 12/80 | 170.2 | 170.2 | 170.2 | .5 | 0 |
| Sawing machines, except sawmill equipment | | 3553-162 | 12/80 | 163.9 | 166.7 | 166.2 | 1.8 | -.3 |
| Straight-line machinery, including jointers, moulders, planers, sanders, surfacers, etc. | | 3553-173 | 12/80 | 190.4 | 190.4 | 190.4 | 1.1 | 0 |
| Other woodworking machinery, including lathes, clamping machinery, presses, roll coaters, etc. | | 3553-197 | 06/94 | 98.1 | 98.1 | 98.1 | 3.0 | 0 |

See footnotes at end of table.

Table 5. Producer price indexes for the net output of selected industries and their products, not seasonally adjusted
—Continued

| Industry and product ¹ | Industry code | Product code | Index base | Index | | | Percent change to July 2003 from: | |
|---|---------------|--------------|------------|------------------------|------------------------|------------------------|-----------------------------------|------------------|
| | | | | Mar. 2003 ² | June 2003 ² | July 2003 ² | July 2002 | June 2003 |
| Parts, attachments, and accessories, excluding saw blades and cutting tools | | 3553-199 | 12/80 | 137.2 | 137.7 | 137.7 | 1.3 | 0.0 |
| Secondary products and miscellaneous receipts | | 3553-SM | | | | | | |
| Miscellaneous receipts | | 3553-M | 04/81 | 71.5 | 70.8 | 70.8 | -.6 | 0 |
| Resales | | 3553-Z89 | 04/81 | 71.5 | 70.8 | 70.8 | -.6 | 0 |
| Secondary products | | 3553-S | 12/80 | 179.2 | 179.2 | 179.2 | 0 | 0 |
| Paper industries machinery | 3554 | | 06/82 | 172.0 | 172.5 | 172.0 | .6 | -.3 |
| Primary products | | 3554-P | 06/82 | 176.1 | 176.7 | 176.1 | .7 | -.3 |
| Pulp mill machinery | | 3554-2 | 10/95 | 109.4 | (³) | (³) | (³) | (³) |
| Deckers, thickeners, bleaching equipment, pulp screens, washers, and save-alls | | 3554-225 | 10/95 | 106.7 | (³) | (³) | (³) | (³) |
| Paper mill machinery | | 3554-3 | 06/82 | 160.0 | 160.0 | 160.0 | .8 | 0 |
| Paper machines | | 3554-342 | 06/82 | 163.7 | (³) | (³) | (³) | (³) |
| Finishing machinery, including calendering, and other paper mill machinery | | 3554-34249 | 06/82 | 176.9 | (³) | (³) | (³) | (³) |
| Parts and attachments for paper mill machinery (sold separately) | | 3554-381 | 06/82 | 156.2 | 156.2 | 156.2 | 2.0 | 0 |
| Paper and paperboard converting equipment | | 3554-4 | 06/82 | 195.2 | 196.3 | 195.2 | .9 | -.6 |
| Other paper and paperboard equipment including coating and laminating machinery | | 3554-459 | 06/82 | 188.0 | 188.3 | 188.0 | .6 | -.2 |
| Parts and attachments for paper and paperboard converting mach. (sold separately) | | 3554-481 | 06/82 | 206.0 | 206.0 | 206.0 | 1.9 | 0 |
| Secondary products and miscellaneous receipts | | 3554-SM | | | | | | |
| Secondary products | | 3554-SSS | 03/97 | 108.9 | (³) | (³) | (³) | (³) |
| Printing trades machinery | 3555 | | 12/82 | 145.9 | 147.2 | 146.5 | 0 | -.5 |
| Primary products | | 3555-P | 12/82 | 143.2 | 144.7 | 143.8 | -.3 | -.6 |
| Printing presses, offset lithographic | | 3555-1 | 12/82 | 162.4 | 162.4 | (³) | (³) | (³) |
| Printing presses, other than lithographic | | 3555-2 | 12/82 | 163.8 | 163.8 | (³) | (³) | (³) |
| Binding machinery and equipment | | 3555-6 | 12/88 | 137.1 | 137.1 | 137.1 | .1 | 0 |
| Printing trades machinery, n.e.c. | | 3555-7 | 12/88 | 119.0 | 121.5 | 120.1 | .2 | -1.2 |
| Other printing machinery and equipment, incl. pre-press preparation equipment | | 3555-779 | 06/01 | 96.5 | 99.7 | 97.9 | .2 | -1.8 |
| Parts, attachments, and accessories for printing trades machinery | | 3555-791 | 06/01 | 101.8 | 101.8 | 101.8 | .1 | 0 |
| Secondary products and miscellaneous receipts | | 3555-SM | | | | | | |
| Miscellaneous receipts | | 3555-M | 12/82 | 174.9 | 174.9 | 174.9 | 1.9 | 0 |
| Food products machinery | 3556 | | 12/83 | 174.0 | 174.9 | 175.2 | 1.4 | .2 |
| Primary products | | 3556-P | 12/83 | 179.8 | 180.6 | 181.0 | 1.3 | .2 |
| Dairy and milk products plant machinery | | 3556-1 | 12/83 | 182.3 | 186.8 | 186.8 | 2.7 | 0 |
| Commercial food products machinery | | 3556-2 | 12/83 | 170.6 | 171.0 | 171.0 | 1.2 | 0 |
| Commercial food products machinery, except bakery equipment | | 3556-2A | 12/88 | 137.0 | 137.5 | 137.5 | 2.1 | 0 |
| Other commercial food preparation machinery, including tenderizers (power driven) | | 3556-249 | 12/83 | 144.7 | 144.7 | 144.7 | 1.3 | 0 |
| Bakery machinery and equipment | | 3556-2B | 12/88 | 146.1 | 146.3 | 146.3 | .1 | 0 |
| Other bakery machinery and equipment | | 3556-292 | 12/88 | 149.6 | 149.8 | 149.8 | .1 | 0 |
| Parts and attachments for commercial food preparation machinery | | 3556-251 | 12/83 | 182.7 | 182.7 | 182.7 | 0 | 0 |
| Industrial food products machinery | | 3556-3 | 12/83 | 173.6 | 173.8 | 174.5 | 1.0 | .4 |
| Meat and poultry processing machinery | | 3556-313 | 12/83 | 189.2 | 189.9 | 189.9 | 1.7 | 0 |
| Flour and grain mill machinery, except packing and packaging machinery ... | | 3556-339 | 12/88 | 139.6 | (³) | (³) | (³) | (³) |
| Other industrial food products machinery, including fish and shellfish processing machinery | | 3556-358 | 12/83 | 157.3 | 157.3 | 158.2 | 1.8 | .6 |
| Parts and attachments for industrial food products machinery | | 3556-383 | 12/83 | 169.7 | 169.8 | 170.0 | -1.7 | .1 |
| Machinery for sorting, grading, or cleaning fruits, vegetables, or eggs | | 3556-385 | 06/96 | 122.3 | 122.3 | 123.4 | 2.5 | .9 |
| Secondary products and miscellaneous receipts | | 3556-SM | | | | | | |
| Miscellaneous receipts | | 3556-M | 12/83 | 123.0 | 125.0 | 125.0 | 3.1 | 0 |
| Resales | | 3556-Z89 | 12/83 | 122.1 | 124.2 | 124.2 | 3.2 | 0 |
| Secondary products | | 3556-S | 12/83 | 171.9 | 171.9 | 171.9 | .5 | 0 |
| Special industry machinery, n.e.c. | 3559 | | 12/81 | 168.0 | 169.3 | 170.9 | 1.5 | .9 |
| Primary products | | 3559-P | 12/81 | 166.3 | 167.8 | 169.7 | 1.6 | 1.1 |
| Printed circuit board manufacturing machinery and parts, except testing equip. | | 3559-A | 06/01 | 95.7 | 95.7 | 95.7 | -1.7 | 0 |
| Chemical manufacturing machinery, equipment and parts | | 3559-1 | 12/81 | 162.9 | 161.1 | 161.1 | -3.1 | 0 |
| Plastics working machinery, equipment, and parts, excluding patterns and molds | | 3559-3 | 12/81 | 173.5 | 173.5 | 172.4 | -.7 | -.6 |
| Rubber working machinery, equipment, and parts, excl. tire molds | | 3559-4 | 12/81 | 175.8 | 182.1 | 179.3 | 2.5 | -1.5 |
| Semiconductor manufacturing equip. (excl. furnaces & ovens, instru. & photogra. | | 3559-6 | 06/87 | 128.3 | 129.8 | 127.9 | -.8 | -1.5 |
| Automotive maintenance equipment and parts, excluding handtools | | 3559-7 | 11/89 | 136.8 | 138.0 | 147.8 | 10.9 | 7.1 |
| Special industry machinery and equipment, n.e.c. | | 3559-9 | 12/94 | 108.7 | 110.2 | 118.9 | 9.2 | 7.9 |
| Other special industry mach., incl. glassmaking, metal finishing, petro refine | | 3559-941 | 06/01 | 100.1 | 100.5 | 100.7 | 1.0 | .2 |
| Parts for special industry machinery | | 3559-949 | 06/01 | 98.8 | 102.7 | 131.7 | 30.9 | 28.2 |
| Secondary products and miscellaneous receipts | | 3559-SM | | | | | | |
| Miscellaneous receipts | | 3559-M | 12/81 | 200.2 | 199.6 | 199.6 | 1.2 | 0 |
| Secondary products | | 3559-S | 12/81 | 150.6 | 151.1 | 151.1 | 1.0 | 0 |

See footnotes at end of table.

Table 5. Producer price indexes for the net output of selected industries and their products, not seasonally adjusted
—Continued

| Industry and product ¹ | Industry code | Product code | Index base | Index | | | Percent change to July 2003 from: | |
|--|---------------|--------------|------------|------------------------|------------------------|------------------------|-----------------------------------|------------------|
| | | | | Mar. 2003 ² | June 2003 ² | July 2003 ² | July 2002 | June 2003 |
| General industrial machinery and equipment | 356 | | 12/84 | 158.8 | 159.3 | 159.3 | 1.8 | 0.0 |
| Pumps and pumping equipment | 3561 | | 12/83 | 173.1 | 175.1 | 175.4 | 5.9 | .2 |
| Primary products | | 3561-P | 12/83 | 170.4 | 171.1 | 171.4 | 1.4 | .2 |
| Industrial pumps, except hydraulic fluid power pumps | | 3561-1 | 12/83 | 177.0 | 177.3 | 178.1 | 1.5 | .5 |
| Domestic water systems | | 3561-4 | 12/83 | 138.5 | 139.5 | 139.2 | 1.5 | -.2 |
| Pumps n.e.c. | | 3561-5 | 12/83 | 131.6 | 132.8 | 131.8 | .4 | -.8 |
| Domestic sump pumps, oil-well and oil-field pumps, except boiler feed | | 3561-516 | 12/01 | 100.3 | 101.3 | 100.0 | -.1 | -1.3 |
| Other pumps, except automotive circulating pumps, and measuring & dispensing pump | | 3561-517 | 12/01 | 101.0 | 101.7 | 101.8 | 1.2 | .1 |
| Parts and attachments for pumps and pumping equipment, excl. compressors | | 3561-6 | 12/83 | 188.8 | 189.8 | 190.0 | 1.7 | .1 |
| Secondary products and miscellaneous receipts | | 3561-SM | | | | | | |
| Miscellaneous receipts | | 3561-M | 12/83 | 222.1 | 222.1 | 222.1 | 53.0 | 0 |
| Secondary products | | 3561-S | 12/83 | 156.8 | 172.9 | 172.9 | 10.6 | 0 |
| Ball and roller bearings | 3562 | | 06/83 | 172.7 | 173.1 | 173.1 | 1.2 | 0 |
| Primary products | | 3562-P | 06/83 | 170.3 | 170.8 | 170.8 | 1.0 | 0 |
| Ball bearings, unmounted | | 3562-1 | 06/83 | 169.4 | 170.3 | 170.3 | 1.4 | 0 |
| Double row ball bearings: annular, including self-aligning: ground or precision | | 3562-116 | 06/83 | 105.4 | 105.4 | 105.1 | -.7 | -.3 |
| Angular contact ball bearings: annular, including self-aligning: ground or precision | | 3562-118 | 06/83 | 193.8 | 193.8 | 193.8 | -.1 | 0 |
| Other regular single row conrad ball bearings: annular, including self-aligning | | 3562-122 | 06/83 | 182.3 | 182.8 | 182.8 | -.4 | 0 |
| Over 52 mm. O.D. thru 100 mm. O.D.; ground or precision | | 3562-12205 | 09/89 | 139.7 | 140.9 | 140.9 | .6 | 0 |
| Other precision (ABEC 5 & up) single row conrad ball bearings: annular, including self-alignin | | 3562-123 | 06/83 | 168.8 | 168.8 | (³) | (³) | (³) |
| Thrust ball bearings | | 3562-131 | 06/83 | 134.1 | 143.9 | 143.9 | 7.3 | 0 |
| Unground thrust ball bearings | | 3562-13135 | 12/95 | 101.8 | 101.8 | 101.8 | 0 | 0 |
| Other ball bearings | | 3562-151 | 06/83 | 198.8 | 198.8 | 198.7 | 1.7 | -.1 |
| Tapered roller bearings, unmounted | | 3562-2 | 06/83 | 145.0 | 145.0 | 145.0 | 0 | 0 |
| Cup and cone assemblies shipped as a set | | 3562-232 | 06/89 | 128.1 | 128.3 | (³) | (³) | (³) |
| Roller bearings, except tapered, unmounted | | 3562-3 | 06/83 | 203.4 | 204.4 | 204.4 | 2.0 | 0 |
| Cylindrical roller bearings | | 3562-301 | 06/83 | 213.2 | 216.1 | 216.1 | 3.5 | 0 |
| Regular cylindrical roller bearings (ABEC 1 and 3) | | 3562-30111 | 06/83 | 205.1 | 205.1 | (³) | (³) | (³) |
| Precision cylindrical roller bearings (ABEC 5 and up) | | 3562-30112 | 06/89 | 177.1 | 184.9 | (³) | (³) | (³) |
| Spherical roller bearings including hourglass and barrel | | 3562-321 | 06/83 | 196.1 | 196.1 | 196.1 | .1 | 0 |
| Single row spherical roller bearings | | 3562-32124 | 06/83 | 123.0 | 123.0 | (³) | (³) | (³) |
| Needle roller bearings | | 3562-341 | 06/83 | 207.4 | 207.2 | (³) | (³) | (³) |
| Other roller bearings | | 3562-398 | 06/83 | 164.9 | 164.9 | (³) | (³) | (³) |
| Mounted bearings, except plain | | 3562-4 | 06/83 | 209.9 | 209.9 | 209.9 | 3.1 | 0 |
| Mounted ball bearings, unit and/or split mounted | | 3562-417 | 06/83 | 204.8 | 204.8 | 204.8 | 3.3 | 0 |
| Ball and roller bearing parts and components, including balls and rollers sold separately | | 3562-9 | 06/83 | 159.1 | 158.9 | 158.9 | -1.1 | 0 |
| Other antifriction ball bearing components and parts | | 3562-921 | 06/83 | 105.9 | 105.9 | 105.9 | 1.7 | 0 |
| Rollers | | 3562-931 | 07/83 | 118.0 | 118.0 | (³) | (³) | (³) |
| Other antifriction roller bearing components and parts | | 3562-941 | 08/89 | 172.9 | 172.3 | (³) | (³) | (³) |
| Air and gas compressors | 3563 | | 06/84 | 147.1 | 147.2 | 147.3 | .6 | .1 |
| Primary products | | 3563-P | 06/84 | 146.0 | 146.0 | 146.2 | .7 | .1 |
| Air and gas compressors and vacuum pumps | | 3563-1 | 06/84 | 142.9 | 142.9 | 142.9 | -.2 | 0 |
| Air compressors | | 3563-11 | 06/84 | 131.2 | 131.2 | 131.2 | -.2 | 0 |
| Portable air compressors | | 3563-116 | 06/84 | 124.1 | 124.1 | 124.1 | -.2 | 0 |
| Stationary air compressors | | 3563-117 | 12/98 | 101.2 | 101.2 | 101.2 | -.2 | 0 |
| Gas compressors | | 3563-12 | 06/84 | 166.7 | (³) | 166.7 | -.4 | (³) |
| Other pumps and compressors | | 3563-13 | 06/84 | 160.3 | 160.3 | 160.3 | 0 | 0 |
| Parts and attachments for air and gas compressors and vacuum pumps | | 3563-2 | 06/84 | 146.6 | 147.2 | 148.0 | 2.1 | .5 |
| Industrial spraying equipment | | 3563-5 | 06/84 | 147.6 | 147.6 | 147.6 | 2.1 | 0 |
| Secondary products and miscellaneous receipts | | 3563-SM | | | | | | |
| Miscellaneous receipts | | 3563-M | 11/86 | 142.1 | 142.1 | 142.1 | .6 | 0 |
| Resales | | 3563-Z89 | 12/91 | 139.3 | 139.3 | 139.3 | .1 | 0 |
| Secondary products | | 3563-S | 06/84 | 153.2 | 153.6 | 153.1 | -.3 | -.3 |
| Industrial and commercial fans and blowers and air purification equipment | 3564 | | 12/83 | 160.4 | 160.7 | 160.9 | 2.0 | .1 |
| Primary products | | 3564-P | 12/83 | 155.3 | 155.6 | 155.8 | 2.0 | .1 |
| Centrifugal fans and blowers | | 3564-3 | 12/83 | 155.0 | 155.0 | 154.5 | 1.9 | -.3 |
| Centrifugal blower-filter units and classes I-IV fans | | 3564-34 | 12/01 | 100.5 | 101.3 | 101.2 | 1.7 | -.1 |
| Industrial centrifugal fans, excl blowers, turboblowers, and multistage blowers | | 3564-35 | 12/01 | 102.4 | 101.2 | 100.3 | .4 | -.9 |
| Other centrifugal fans and blowers, incl multistage blowers, etc. | | 3564-36 | 12/01 | 105.7 | 106.0 | 106.0 | 4.2 | 0 |
| Axial fans, propeller fans and accessories, and power roof ventilators | | 3564-4 | 12/83 | 181.9 | 182.8 | 185.0 | 2.8 | 1.2 |
| Axial fans, all types | | 3564-45 | 12/01 | 100.3 | 101.0 | 101.1 | 2.0 | .1 |
| Other propeller fans and accessories, incl. parts | | 3564-47 | 12/01 | 100.7 | 101.3 | 99.5 | .3 | -1.8 |
| Dust collection and other air purification equipment for hvac systems | | 3564-5 | 12/83 | 145.9 | 146.1 | 145.9 | 2.1 | -.1 |
| Air filters for air conditioners and furnaces of 2400 cfm or less, except parts | | 3564-55 | 12/01 | 103.8 | 104.0 | 103.8 | 2.1 | -.2 |

See footnotes at end of table.

Table 5. Producer price indexes for the net output of selected industries and their products, not seasonally adjusted
—Continued

| Industry and product ¹ | Industry code | Product code | Index base | Index | | | Percent change to July 2003 from: | |
|--|---------------|--------------|------------|------------------------|------------------------|------------------------|-----------------------------------|------------------|
| | | | | Mar. 2003 ² | June 2003 ² | July 2003 ² | July 2002 | June 2003 |
| Industrial and commercial fans and blowers and air purification equipment —Continued | | | | | | | | |
| Other dust collection and other air purification equipment | | 3564-56 | 12/01 | 102.3 | 102.3 | 102.3 | 2.3 | 0.0 |
| Parts for dust collection and air purification equipment | | 3564-57 | 12/01 | 101.8 | (³) | 101.8 | .7 | (³) |
| Dust collection and other air purification equip. for ind. gas cleaning systems .. | | 3564-6 | 12/83 | 138.9 | 139.0 | 139.0 | 1.0 | 0 |
| Secondary products and miscellaneous receipts | | 3564-SM | | | | | | |
| Miscellaneous receipts | | 3564-M | 12/83 | 209.4 | 209.4 | 209.4 | .1 | 0 |
| Resales | | 3564-Z89 | 12/01 | 100.5 | 100.5 | 100.5 | .1 | 0 |
| Secondary products | | 3564-S | 12/83 | 174.4 | 174.4 | 174.4 | 3.8 | 0 |
| Secondary products | | 3564-SSS | 06/89 | 138.6 | 138.6 | 138.6 | 4.0 | 0 |
| Packing, packaging and bottling machinery | 3565 | | 12/88 | 138.6 | 138.6 | 139.0 | 1.2 | .3 |
| Primary products | | 3565-P | 12/88 | 140.2 | 140.1 | 140.5 | 1.2 | .3 |
| Packing, packaging and bottling machinery, excluding parts | | 3565-3 | 12/88 | 139.2 | 139.5 | 139.9 | 1.7 | .3 |
| Filling machinery | | 3565-331 | 12/88 | 136.8 | 136.8 | 136.8 | .6 | 0 |
| Forming, filling and sealing machinery, bag or pouch(must perform all three func | | 3565-333 | 12/88 | 160.2 | 160.2 | 160.2 | 5.2 | 0 |
| Wrapping, banding, bundling, fastening, and sleeve wrapping machinery ... | | 3565-334 | 12/96 | 105.3 | 107.2 | 107.2 | 2.8 | 0 |
| Case forming, opening, loading, unloading, and sealing machinery | | 3565-336 | 12/88 | 146.1 | 146.1 | 146.1 | .8 | 0 |
| Cartoning, multipacking, and leaflet/coupon placing machinery | | 3565-337 | 12/96 | 114.3 | 114.9 | (³) | (³) | (³) |
| Labeling, code marking, and imprinting machinery | | 3565-338 | 12/96 | 112.0 | 112.0 | 112.0 | 2.3 | 0 |
| Other packaging and bottling machinery | | 3565-339 | 12/96 | 114.5 | 114.5 | 115.2 | 1.2 | .6 |
| Parts for packaging and bottling machinery | | 3565-4 | 12/88 | 144.9 | 142.6 | 143.2 | -1.2 | .4 |
| Secondary products and miscellaneous receipts | | 3565-SM | | | | | | |
| Miscellaneous receipts | | 3565-M | 12/88 | 119.4 | 119.4 | 119.4 | 1.3 | 0 |
| Resales | | 3565-Z89 | 12/88 | 121.3 | 121.3 | 121.3 | 1.3 | 0 |
| Secondary products | | 3565-S | 12/88 | 137.1 | 137.5 | 137.5 | .4 | 0 |
| Speed changers, industrial high-speed drives, and gears | 3566 | | 12/83 | 175.6 | 176.0 | 174.6 | 1.5 | -.8 |
| Primary products | | 3566-P | 12/83 | 168.2 | 168.6 | 166.7 | .9 | -1.1 |
| Nonhydraulic variable speed changers and industrial high-speed drives | | 3566-1 | 06/89 | 139.7 | 139.7 | 139.7 | 10.0 | 0 |
| Mechanical nonhydraulic variable speed changers, excluding value of drivers | | 3566-111 | 12/83 | 156.2 | 156.2 | 156.2 | 12.6 | 0 |
| Industrial high speed drives, fixed ratio | | 3566-121 | 12/83 | 164.7 | (³) | 164.7 | 5.0 | (³) |
| Speed reducers, fixed ratio, enclosed, except gear motors | | 3566-2 | 12/83 | 208.5 | 210.0 | 208.5 | 1.3 | -.7 |
| Worm gear reducers | | 3566-21 | 12/83 | 199.9 | 200.0 | 199.9 | 2.0 | -.1 |
| 3-inch to 5.99-inch centers | | 3566-218 | 12/83 | 166.3 | 166.6 | 166.3 | 1.9 | -.2 |
| Less than 3-inch centers | | 3566-219 | 12/83 | 188.4 | 188.4 | 188.4 | 3.0 | 0 |
| Helical, herringbone, spur and spiral bevel reducers | | 3566-22 | 12/83 | 231.6 | 235.3 | 231.6 | 2.2 | -1.6 |
| More than 15-inch low speed centers | | 3566-227 | 12/83 | (³) | (³) | (³) | (³) | (³) |
| 15-inch low speed centers or less | | 3566-228 | 12/83 | 235.5 | 239.3 | 235.5 | 2.9 | -1.6 |
| Shaft mounted reducers and screw conveyor drives | | 3566-23 | 12/83 | 181.2 | 181.2 | 181.2 | -1.7 | 0 |
| Gear motors, sold with motors, including 'C' flange and scoop mount units | | 3566-3 | 12/83 | 167.5 | 167.5 | 167.5 | .2 | 0 |
| Worm gear motors | | 3566-33 | 12/83 | 200.1 | 200.1 | 200.1 | .6 | 0 |
| Helical, herringbone, spur, or spiral bevel gear motors | | 3566-34 | 12/83 | 151.0 | 151.0 | 151.0 | 0 | 0 |
| Less than 1 horsepower | | 3566-343 | 07/96 | 111.2 | 111.2 | 111.2 | 0 | 0 |
| Loose gears, pinions, and racks excluding spare parts for reducers | | 3566-4 | 12/83 | 137.5 | 137.5 | 134.9 | -1.9 | -1.9 |
| Coarse pitch (less than 19.9 diametral pitch) | | 3566-411 | 12/83 | 136.3 | 136.3 | 133.4 | -2.2 | -2.1 |
| Helical, herringbone, and spur gears | | 3566-4114 | 12/83 | 123.6 | 123.6 | 119.6 | -3.6 | -3.2 |
| 24 inches or less | | 3566-41142 | 12/83 | 119.1 | 119.1 | 117.9 | -2.0 | -1.0 |
| More than 24 inches diameter through 72 inches diameter | | 3566-41143 | 12/83 | 127.1 | 127.1 | 120.6 | -5.0 | -5.1 |
| Others, including bevel gears and racks | | 3566-4116 | 12/83 | 170.6 | 170.6 | 170.6 | 1.2 | 0 |
| Fine pitch (19.9 diametral pitch and finer) | | 3566-421 | 12/83 | 147.4 | 147.4 | 147.4 | .4 | 0 |
| Parts and components for speed changers, drives, gears, and reducers | | 3566-5 | 12/83 | 198.7 | 198.7 | 189.3 | -2.2 | -4.7 |
| Parts and components for speed changers, drives, gears, and reducers | | 3566-551 | 12/83 | 198.7 | 198.7 | 189.3 | -2.2 | -4.7 |
| Secondary products and miscellaneous receipts | | 3566-SM | | | | | | |
| Miscellaneous receipts | | 3566-M | 07/84 | 161.5 | 161.5 | 171.8 | 9.9 | 6.4 |
| Resales | | 3566-Z89 | 07/84 | 147.0 | 147.0 | 156.4 | 9.9 | 6.4 |
| Secondary products | | 3566-S | 12/83 | 235.0 | 234.8 | 234.8 | 4.8 | 0 |
| Secondary products | | 3566-SSS | 12/83 | 251.0 | 250.3 | 250.3 | 2.3 | 0 |
| Other power transmission equipment | | 3568-S | 12/83 | 209.5 | 209.5 | 209.5 | 5.7 | 0 |
| Industrial process furnaces and ovens | 3567 | | 06/81 | 168.5 | 168.9 | 168.8 | .8 | -.1 |
| Primary products | | 3567-P | 06/81 | 167.4 | 167.9 | 167.8 | .8 | -.1 |
| Electric industrial furnaces, ovens and kilns, excluding induction | | 3567-1 | 06/81 | 174.3 | 174.3 | 174.3 | .6 | 0 |
| Electric furnaces | | 3567-11 | 12/86 | 134.2 | 134.2 | 134.2 | .2 | 0 |
| Metal processing and heat treating (such as annealing, hardening, carburizing, etc.) | | 3567-118 | 12/86 | 136.3 | 136.3 | 136.3 | .4 | 0 |
| Electric industrial ovens and kilns, including infrared | | 3567-19 | 12/86 | 158.5 | 158.5 | 158.5 | 1.9 | 0 |
| Fuel-fired industrial furnaces, ovens, and kilns | | 3567-2 | 06/81 | 162.0 | 163.7 | 163.7 | 1.7 | 0 |
| Fuel-fired furnaces including parts and attachments | | 3567-21 | 12/86 | 156.4 | 158.1 | 158.1 | 1.7 | 0 |
| Electrical heat. equip. for industrial use, n.e.c. (exc. soldering irons) and parts and attach | | 3567-5 | 06/81 | 173.3 | 173.3 | 172.9 | .7 | -.2 |
| Industrial electric heating units and devices, except heating units for electric furnaces | | 3567-55 | 12/86 | 151.0 | 151.0 | 150.5 | .6 | -.3 |
| Parts and attach. for ind. furn. and ovens, including electric heating units ... | | 3567-59 | 06/81 | 153.1 | 153.1 | 153.1 | .8 | 0 |
| Secondary products and miscellaneous receipts | | 3567-SM | | | | | | |

See footnotes at end of table.

Table 5. Producer price indexes for the net output of selected industries and their products, not seasonally adjusted

—Continued

| Industry and product ¹ | Industry code | Product code | Index base | Index | | | Percent change to July 2003 from: | |
|---|---------------|--------------|------------|------------------------|------------------------|------------------------|-----------------------------------|------------------|
| | | | | Mar. 2003 ² | June 2003 ² | July 2003 ² | July 2002 | June 2003 |
| Industrial process furnaces and ovens—Continued | | | | | | | | |
| Secondary products | | 3567-S | 06/81 | 181.3 | 181.3 | 181.3 | 0.4 | 0.0 |
| Power transmission equipment, n.e.c. | 3568 | | 12/84 | 158.7 | 158.7 | 159.9 | 1.3 | .8 |
| Primary products | | 3568-P | 12/84 | 156.0 | 156.1 | 156.2 | .3 | .1 |
| Plain bearings and bushings, except automotive and aircraft | | 3568-1 | 12/84 | 133.8 | 133.8 | 133.9 | 1.4 | .1 |
| Plain bearings and bushings, unmounted, machined, excluding carbon and graphite | | 3568-115 | 12/84 | 134.0 | 134.0 | 134.0 | 1.5 | 0 |
| Power transmission equipment, except speed changers, drives, and gears, n.e.c. | | 3568-3 | 12/84 | 160.8 | 160.9 | 161.0 | .1 | .1 |
| Clutches and brakes | | 3568-3A | 12/84 | 173.9 | 173.9 | 173.9 | 1.0 | 0 |
| All other clutches and brakes | | 3568-319 | 12/84 | 193.3 | 193.3 | 193.3 | 2.7 | 0 |
| Flexible couplings | | 3568-3B | 12/84 | 159.7 | 159.7 | 159.7 | .7 | 0 |
| 1-inch nominal bore and over, other than gear type | | 3568-322 | 12/84 | 190.2 | 190.2 | 190.2 | 1.0 | 0 |
| Less than 1-inch nominal bore | | 3568-324 | 12/84 | 172.4 | 172.4 | 172.4 | 2.6 | 0 |
| Chains for sprocket drives | | 3568-3C | 12/84 | 162.3 | 162.3 | 162.3 | -2.3 | 0 |
| ASA standard roller chain | | 3568-333 | 12/84 | 158.8 | 158.8 | 158.8 | -4.3 | 0 |
| Other chains for sprocket drives | | 3568-335 | 12/84 | 167.2 | 167.2 | 167.2 | .8 | 0 |
| Sprockets | | 3568-3D | 12/84 | 137.9 | 137.9 | (³) | (³) | (³) |
| For ASA standard roller chains | | 3568-343 | 07/89 | 121.4 | 121.4 | (³) | (³) | (³) |
| Pulleys | | 3568-3E | 12/84 | 175.0 | 175.0 | 175.0 | 5.4 | 0 |
| Pulleys | | 3568-351 | 12/84 | 175.0 | 175.0 | 175.0 | 5.4 | 0 |
| Other power transmission equipment, except aircraft, automobile, truck, and bus | | 3568-3G | 06/89 | 128.5 | 128.6 | 128.8 | -.6 | .2 |
| Ball joints, drive/flexible shafts, drive shaft and sprocket drive chain parts | | 3568-393 | 06/89 | 126.8 | 127.3 | 128.1 | 1.1 | .6 |
| All other mechanical power transmission equip., except aircraft, automobile, truck, and bus | | 3568-399 | 06/89 | 123.8 | 123.8 | 123.5 | -3.7 | -.2 |
| Secondary products and miscellaneous receipts | | 3568-SM | | | | | | |
| Miscellaneous receipts | | 3568-M | 02/85 | 170.1 | 170.1 | 170.1 | .9 | 0 |
| Resales | | 3568-Z89 | 02/85 | 163.4 | 163.4 | 163.4 | 1.0 | 0 |
| Secondary products | | 3568-S | 12/84 | 172.4 | 172.4 | 182.2 | 8.5 | 5.7 |
| General industrial machinery, n.e.c. | 3569 | | 12/84 | 162.8 | 163.1 | 162.6 | .4 | -.3 |
| Primary products | | 3569-P | 12/84 | 161.0 | 161.2 | 160.7 | -.4 | -.3 |
| Filters and strainers, except fluid power | | 3569-3 | 12/88 | 144.8 | 145.3 | 144.4 | .3 | -.6 |
| Filter and strainer assemblies w/ or wo/ filter element installed, for water | | 3569-304 | 12/00 | 104.1 | 104.1 | 104.1 | 1.3 | 0 |
| Filter and strainer assemblies w/ or wo/ filter element installed, for other flu | | 3569-308 | 12/00 | 103.4 | 103.4 | 103.4 | .7 | 0 |
| Parts and accessories, sold separately | | 3569-309 | 12/88 | 162.1 | 162.6 | 162.1 | -.3 | -.3 |
| Reusable (cleanable) media filters and strainers, except for fluid power | | 3569-311 | 12/88 | 150.8 | (³) | 148.1 | -5.1 | (³) |
| Nonreusable, including disposable (throw away) filter cartridges | | 3569-312 | 12/88 | 146.1 | 146.3 | 146.0 | 2.1 | -.2 |
| General industrial machinery, n.e.c. | | 3569-9 | 12/84 | 156.0 | 155.9 | 155.6 | -.8 | -.2 |
| Secondary products and miscellaneous receipts | | 3569-SM | | | | | | |
| Miscellaneous receipts | | 3569-M | 12/84 | 198.7 | 200.2 | 200.4 | -.2 | .1 |
| Contract work and other miscellaneous receipts | | 3569-XY9 | 12/95 | 145.8 | (³) | 145.8 | 0 | (³) |
| Resales | | 3569-Z89 | 12/84 | 210.6 | 213.3 | 213.6 | -.4 | -.1 |
| Secondary products | | 3569-S | 12/84 | 150.0 | (³) | 150.4 | 8.5 | (³) |
| Secondary products | | 3569-SSS | 12/95 | 117.5 | (³) | 117.8 | 8.5 | (³) |
| Office, computing, and accounting machines | 357 | | 12/84 | 32.2 | 32.0 | 31.4 | -11.3 | -1.9 |
| Electronic computers | 3571 | | 12/98 | 50.4 | 49.6 | 48.7 | -20.4 | -1.8 |
| Primary products | | 3571-P | 12/98 | 35.1 | 34.6 | 34.0 | -20.2 | -1.7 |
| General purpose digital computers | | 3571-1 | 12/98 | 31.6 | 31.1 | 30.5 | -20.4 | -1.9 |
| Large-scale (64 MB or more in minimum main memory configuration) | | 3571-11 | 12/98 | 30.1 | 30.1 | 28.8 | -23.6 | -4.3 |
| Mid-range (<64 MB in min. main memory configuration); excl. PCs and workstations | | 3571-12 | 12/98 | 32.6 | 32.2 | 31.9 | -17.1 | -.9 |
| Personal computers and workstations (excluding portable computers) | | 3571-14 | 12/98 | 31.0 | 30.5 | 29.9 | -20.7 | -2.0 |
| Portable computers (with attached display) | | 3571-15 | 12/98 | 25.7 | 24.2 | 24.0 | -23.1 | -.8 |
| Secondary products and miscellaneous receipts | | 3571-SM | | | | | | |
| Computer storage devices | 3572 | | 12/98 | 58.2 | 59.2 | 54.7 | -12.6 | -7.6 |
| Primary products | | 3572-P | 12/98 | 47.5 | 50.4 | 43.2 | -21.3 | -14.3 |
| Computer storage devices (except parts, attachments and accessories) | | 3572-1 | 12/98 | 47.3 | 50.1 | 43.0 | -21.2 | -14.2 |
| Parts, attachments and accessories for computer storage devices | | 3572-2 | 04/00 | (³) | (³) | (³) | (³) | (³) |
| Secondary products and miscellaneous receipts | | 3572-SM | | | | | | |
| Miscellaneous receipts | | 3572-M | 12/92 | 34.4 | (³) | 34.4 | 6.5 | (³) |
| Secondary products | | 3572-S | 06/01 | 84.0 | (³) | (³) | (³) | (³) |
| Computer terminals | 3575 | | 12/93 | 88.0 | 87.4 | 87.4 | -.8 | 0 |
| Primary products | | 3575-P | 12/93 | 83.8 | 83.1 | 83.1 | -1.0 | 0 |
| Computer terminals including remote batch terminals and teleprinters | | 3575-5 | 12/93 | 85.3 | 84.5 | 84.5 | -1.2 | 0 |
| Parts, attachments, and accessories for computer terminals | | 3575-6 | 12/93 | 65.7 | (³) | 65.7 | 0 | (³) |
| Secondary products and miscellaneous receipts | | 3575-SM | | | | | | |
| Miscellaneous receipts | | 3575-M | 12/01 | 100.0 | (³) | 100.0 | 0 | (³) |
| Computer peripheral equipment, n.e.c. | 3577 | | 12/93 | 78.6 | 78.4 | 78.4 | -.6 | 0 |
| Primary products | | 3577-P | 12/93 | 74.8 | 74.7 | 74.7 | -.7 | 0 |

See footnotes at end of table.

Table 5. Producer price indexes for the net output of selected industries and their products, not seasonally adjusted
—Continued

| Industry and product ¹ | Industry code | Product code | Index base | Index | | | Percent change to July 2003 from: | |
|--|---------------|--------------|------------|------------------------|------------------------|------------------------|-----------------------------------|------------------|
| | | | | Mar. 2003 ² | June 2003 ² | July 2003 ² | July 2002 | June 2003 |
| Computer peripheral equipment, n.e.c.—Continued | | | | | | | | |
| Computer peripheral (I/O) equipment, n.e.c., except parts, attachments, & acces | | 3577-1 | 12/93 | 64.1 | 64.1 | 64.1 | -0.6 | 0.0 |
| Computer printers | | 3577-12 | 12/93 | 56.2 | 56.0 | 56.0 | -1.9 | 0 |
| All other peripheral equipment, n.e.c. | | 3577-15 | 06/99 | 99.6 | 99.7 | 99.6 | 0 | -1 |
| Parts, attachments, & access. for computer peripheral (I/O) equipment, n.e.c. | | 3577-2 | 12/93 | 106.4 | 106.4 | 106.4 | -.8 | 0 |
| Secondary products and miscellaneous receipts | | 3577-SM | | | | | | |
| Resales and miscellaneous receipts | | 3577-M | 12/93 | 101.0 | 101.0 | 101.0 | -.1 | 0 |
| Contract work and miscellaneous receipts | | 3577-XY9 | 06/99 | 98.4 | 98.4 | 98.4 | 0 | 0 |
| Resales | | 3577-Z89 | 12/93 | 102.3 | 102.3 | 102.3 | -.2 | 0 |
| Secondary products | | 3577-S | 08/94 | 89.8 | 89.3 | 89.3 | -.7 | 0 |
| Calculating and accounting machines | 3578 | | 06/85 | 81.7 | 81.2 | 81.8 | -.8 | .7 |
| Primary products | | 3578-P | 06/85 | 78.3 | 78.6 | 78.5 | -1.3 | -1 |
| Parts and attachments for calculating and accounting machines | | 3578-3 | 06/85 | 86.7 | 88.5 | 88.5 | 2.1 | 0 |
| Calculating and accounting machines incl POS terminals and calculators | | 3578-5 | 12/96 | 92.2 | 92.4 | 92.2 | -1.6 | -2 |
| Secondary products and miscellaneous receipts | | 3578-SM | | | | | | |
| Miscellaneous receipts | | 3578-M | 06/85 | 110.7 | (³) | 110.7 | 0 | (³) |
| Office machines, n.e.c. | 3579 | | 06/85 | 123.1 | 124.0 | 123.8 | .4 | -.2 |
| Primary products | | 3579-P | 06/85 | 115.0 | 115.3 | 115.1 | -.1 | -.2 |
| Parts and attachments for standard typewriters and other office machines, n.e.c. | | 3579-A | 12/94 | 109.0 | 110.0 | 109.0 | .1 | -.9 |
| Mailing, letter handling, and addressing machines, except parts and attachments | | 3579-5 | 06/85 | 117.9 | (³) | 117.9 | 0 | (³) |
| Standard typewriters and all other office machines, n.e.c. | | 3579-9 | 12/94 | 102.7 | 103.3 | 103.3 | -.5 | 0 |
| Secondary products and miscellaneous receipts | | 3579-SM | | | | | | |
| Miscellaneous receipts | | 3579-M | 06/85 | 149.9 | 156.0 | (³) | (³) | (³) |
| Secondary products | | 3579-S | 06/85 | 122.6 | 124.4 | 124.4 | 1.5 | 0 |
| Refrigeration and service industry machinery | 358 | | 12/84 | 134.3 | 134.7 | 134.5 | .4 | -.1 |
| Automatic merchandising machines | 3581 | | 06/82 | 120.9 | 121.3 | 121.3 | -.1 | 0 |
| Primary products | | 3581-P | 06/82 | 120.2 | 120.7 | 120.7 | -.2 | 0 |
| Automatic merchandising machines, coin-operated, excluding parts | | 3581-1 | 06/82 | 119.0 | 119.5 | 119.5 | -.2 | 0 |
| Vending machines for beverages | | 3581-11 | 06/82 | 113.9 | 114.8 | 114.8 | -.5 | 0 |
| Other vending machines, excluding beverage machines | | 3581-15 | 06/03 | (³) | 100.0 | 100.0 | (³) | 0 |
| Coin-operated mechanisms and other parts for automatic merchandising machines | | 3581-2 | 12/88 | 107.8 | 107.8 | 107.8 | 0 | 0 |
| Secondary products and miscellaneous receipts | | 3581-SM | | | | | | |
| Commercial laundry equipment | 3582 | | 12/82 | 185.4 | 189.9 | 190.5 | 3.1 | .3 |
| Primary products | | 3582-P | 12/82 | 169.9 | 174.3 | 174.9 | 3.4 | .3 |
| Commercial laundry equipment | | 3582-9 | 06/03 | (³) | 100.0 | 100.3 | (³) | .3 |
| Secondary products and miscellaneous receipts | | 3582-SM | | | | | | |
| Miscellaneous receipts | | 3582-M | 06/03 | (³) | (³) | (³) | (³) | (³) |
| Secondary products | | 3582-S | 12/82 | 211.3 | 211.3 | (³) | (³) | (³) |
| Refrigeration and heating equipment | 3585 | | 12/82 | 131.6 | 131.9 | 131.7 | .1 | -.2 |
| Primary products | | 3585-P | 12/82 | 132.5 | 132.9 | 132.7 | .2 | -.2 |
| Warm air furnaces, humidifiers, and electric comfort heating equipment | | 3585-C | 12/89 | 113.8 | 114.5 | 114.5 | 2.1 | 0 |
| Parts and accessories for a/c, heat transfer, and elect. comfort heat equipment | | 3585-D | 12/89 | 109.6 | 110.1 | 110.1 | -1.7 | 0 |
| Heat transfer equip., mech. refrigerated, self-contained, exc. electric dehumid | | 3585-1 | 12/82 | 141.6 | 143.0 | 142.6 | .1 | -.3 |
| Unitary air conditioners | | 3585-2 | 12/82 | 126.3 | 127.1 | 125.9 | -1.0 | -.9 |
| Commercial refrigerators and related equipment | | 3585-3 | 12/82 | 163.8 | 163.0 | 163.3 | .5 | .2 |
| Compressors and compressor units, all refrigerants | | 3585-4 | 12/82 | 110.0 | 109.7 | 109.4 | -.4 | -.3 |
| Condensing units, all refrigerants, except ammonia | | 3585-5 | 12/82 | 145.3 | 145.4 | 145.8 | 1.6 | .3 |
| Room air conditioners and dehumidifiers | | 3585-6 | 12/82 | 115.2 | 115.1 | 115.0 | -.5 | -.1 |
| Refrigeration and a/c equip. n.e.c., including soda fountain and beer dispensing equip | | 3585-9 | 12/89 | 121.7 | 121.0 | 123.5 | 5.4 | 2.1 |
| Secondary products and miscellaneous receipts | | 3585-SM | | | | | | |
| Miscellaneous receipts | | 3585-M | 12/82 | 126.8 | 125.5 | 125.6 | 3.8 | .1 |
| Resales | | 3585-Z89 | 12/82 | 148.6 | 141.6 | 142.4 | 2.8 | .6 |
| Secondary products | | 3585-S | 12/82 | 120.0 | 120.0 | 120.0 | -5.2 | 0 |
| Measuring and dispensing pumps | 3586 | | 06/84 | 148.2 | 148.4 | 148.6 | 2.2 | .1 |
| Primary products | | 3586-P | 06/84 | 145.9 | 146.2 | 146.2 | 2.2 | 0 |
| Gasoline dispensing pumps, computing type (filling station type) | | 3586-1 | 06/84 | 114.9 | 114.9 | 114.9 | 4.5 | 0 |
| Single dispensing units | | 3586-111 | 06/84 | 135.7 | 135.7 | 135.7 | 3.4 | 0 |
| With suction pumping units | | 3586-11112 | 06/84 | 133.4 | (³) | (³) | (³) | (³) |
| Without suction pumping units | | 3586-11113 | 06/84 | 146.6 | 146.6 | (³) | (³) | (³) |
| Multiple dispensing units | | 3586-115 | 12/88 | 101.9 | (³) | (³) | (³) | (³) |
| Lubricating oil and grease dispensing equipment | | 3586-2 | 06/84 | 177.0 | 177.0 | 177.0 | .9 | 0 |
| Lubricating oil pumps, including barrel pumps | | 3586-212 | 06/84 | 205.6 | 205.6 | 205.6 | 2.6 | 0 |
| Other measuring and dispensing pumps and parts and attachments | | 3586-3 | 06/84 | 163.0 | 163.6 | 163.6 | .1 | 0 |

See footnotes at end of table.

Table 5. Producer price indexes for the net output of selected industries and their products, not seasonally adjusted
—Continued

| Industry and product ¹ | Industry code | Product code | Index base | Index | | | Percent change to July 2003 from: | |
|--|---------------|--------------|------------|------------------------|------------------------|------------------------|-----------------------------------|------------------|
| | | | | Mar. 2003 ² | June 2003 ² | July 2003 ² | July 2002 | June 2003 |
| Measuring and dispensing pumps—Continued | | | | | | | | |
| Other measuring and dispensing pumps, incl. noncomputing gasoline dispensing pumps | | 3586-314 | 12/88 | 152.9 | 153.3 | 153.3 | 1.1 | 0.0 |
| Parts and attachments for measuring and dispensing pumps | | 3586-315 | 12/88 | 142.9 | 143.6 | 143.6 | -1.0 | 0 |
| Secondary products and miscellaneous receipts | | 3586-SM | | | | | | |
| Secondary products | | 3586-S | 06/84 | 146.3 | 147.1 | 148.5 | 1.5 | 1.0 |
| Service industry machinery, n.e.c. | 3589 | | 06/82 | 173.4 | 174.2 | 174.1 | 1.5 | -1 |
| Primary products | | 3589-P | 06/82 | 173.8 | 174.6 | 174.5 | 1.3 | -1 |
| Commercial cooking and food warming equipment | | 3589-1 | 06/82 | 187.0 | 188.0 | 188.0 | 1.8 | 0 |
| Nonelectric commercial cooking and food warming equipment | | 3589-11 | 06/82 | 224.6 | 224.6 | 224.6 | 2.4 | 0 |
| Electric and electronic commercial cooking and food warming equipment | | 3589-16 | 06/82 | 172.4 | 174.3 | 174.3 | 1.4 | 0 |
| Parts and accessories for commercial cooking and food warming equipment | | 3589-17 | 12/87 | 119.2 | 118.6 | 118.7 | 2.0 | .1 |
| Service industry machines and parts | | 3589-2 | 06/82 | 170.4 | 171.7 | 171.4 | 1.1 | -2 |
| Water softeners and water heaters including parts | | 3589-21 | 12/87 | 126.1 | 126.1 | 126.1 | -2 | 0 |
| Floor maintenance machinery, commercial and industrial, incl. parts | | 3589-24 | 12/87 | 155.2 | 159.6 | 159.6 | 3.0 | 0 |
| All other industry and commercial service machines, including parts and accessor | | 3589-26 | 12/99 | 106.0 | 106.3 | 106.1 | .9 | -2 |
| Commercial and industrial vacuum cleaners | | 3589-3 | 06/82 | 162.7 | 162.5 | 162.5 | 0 | 0 |
| Secondary products and miscellaneous receipts | | 3589-SM | | | | | | |
| Miscellaneous receipts | | 3589-M | 06/82 | 161.3 | 161.7 | 161.7 | 1.8 | 0 |
| Secondary products | | 3589-S | 06/82 | 181.6 | 181.6 | 181.6 | 2.7 | 0 |
| Miscellaneous machinery, except electrical | 359 | | 12/84 | 132.0 | 132.2 | 132.2 | -2 | 0 |
| Carburetors, pistons, piston rings, and valves | 3592 | | 12/82 | 128.3 | 129.7 | 128.3 | -5 | -1.1 |
| Primary products | | 3592-P | 12/82 | 132.7 | 132.6 | 132.6 | 1.0 | 0 |
| Carburetors, new and rebuilt | | 3592-1 | 12/82 | 156.9 | 156.9 | 156.9 | 2.6 | 0 |
| Carburetors (new), all types | | 3592-1A | 12/82 | 150.9 | (³) | (³) | (³) | (³) |
| Carburetors, rebuilt, all types | | 3592-171 | 12/82 | 187.6 | 187.6 | 187.6 | .5 | 0 |
| Pistons, piston rings, and piston pins (engine) | | 3592-2 | 12/82 | 108.0 | 107.9 | 107.9 | .1 | 0 |
| Pistons, all types (machined), excluding rough castings | | 3592-2A | 12/82 | 104.3 | 104.2 | 104.2 | .1 | 0 |
| Pistons for motor vehicles (passenger cars, trucks, and buses) | | 3592-221 | 06/89 | 96.3 | 96.1 | 96.2 | .1 | .1 |
| Piston rings, all types | | 3592-2B | 12/82 | 110.2 | 110.1 | 110.1 | .1 | 0 |
| Piston rings, oil type | | 3592-2B1 | 12/82 | 100.3 | 100.3 | 100.3 | 0 | 0 |
| Piston rings, compression type | | 3592-2B2 | 12/82 | 114.4 | 114.2 | 114.2 | .1 | 0 |
| Piston rings, compression type, for motor vehicles (passenger cars, trucks, and buses) | | 3592-255 | 12/82 | 109.4 | 109.2 | 109.2 | -.1 | 0 |
| Valves (engine intake and exhaust) | | 3592-3 | 12/82 | 124.9 | 124.9 | 124.9 | .1 | 0 |
| Valves (engine intake and exhaust) for other engines | | 3592-363 | 12/82 | 105.7 | 105.7 | 105.7 | .2 | 0 |
| Secondary products and miscellaneous receipts | | 3592-SM | | | | | | |
| Secondary products | | 3592-S | 12/82 | (³) | (³) | (³) | (³) | (³) |
| Motor vehicle parts and accessories | | 3714-S | 12/82 | (³) | (³) | (³) | (³) | (³) |
| Fluid power cylinders and actuators | 3593 | | 06/90 | 133.9 | 134.3 | 135.0 | 2.9 | .5 |
| Primary products | | 3593-P | 06/90 | 133.1 | 133.3 | 134.2 | 2.1 | .7 |
| Non-aerospace type hydraulic fluid power cylinders & actuators, linear & rotary | | 3593-4 | 06/90 | 122.7 | 122.7 | 124.1 | 1.4 | 1.1 |
| Non-aerospace type pneumatic fluid power cylinders & actuators, linear & rotary | | 3593-5 | 06/90 | 133.4 | 133.6 | 134.6 | 3.4 | .7 |
| Parts for hydraulic and pneumatic fluid power cylinders and actuators | | 3593-9 | 06/90 | 125.5 | 126.1 | 126.8 | 2.9 | .6 |
| Secondary products and miscellaneous receipts | | 3593-SM | | | | | | |
| Secondary products | | 3593-S | 06/90 | 127.4 | (³) | 127.4 | 5.5 | (³) |
| Fluid power pumps and motors | 3594 | | 06/90 | 130.2 | 130.0 | 130.0 | 1.2 | 0 |
| Primary products | | 3594-P | 06/90 | 133.0 | 132.9 | 132.9 | 1.6 | 0 |
| Non-aerospace type reciprocating pumps | | 3594-3 | 12/97 | 105.2 | 104.8 | 104.8 | .4 | 0 |
| Non-aerospace type rotary pumps | | 3594-4 | 12/97 | 103.0 | 103.0 | 103.0 | .7 | 0 |
| Non-aerospace type fluid power motors | | 3594-5 | 12/97 | 109.5 | 109.3 | 109.3 | .1 | 0 |
| Parts for fluid power pumps and motors | | 3594-9 | 12/97 | 117.8 | 117.8 | 117.8 | 5.7 | 0 |
| Secondary products and miscellaneous receipts | | 3594-SM | | | | | | |
| Miscellaneous receipts | | 3594-M | 06/99 | 101.1 | (³) | 101.1 | -1.4 | (³) |
| Miscellaneous receipts | | 3594-MM | 06/99 | 101.1 | (³) | 101.1 | -1.4 | (³) |
| Secondary products | | 3594-S | 06/90 | 115.8 | 115.8 | 115.8 | .7 | 0 |
| Scales and balances, except laboratory | 3596 | | 12/80 | 125.8 | 125.9 | 125.8 | .3 | -.1 |
| Primary products | | 3596-P | 12/80 | 126.9 | 126.9 | 126.9 | .4 | 0 |
| Vehicle and industrial scales | | 3596-1 | 12/91 | 115.3 | 115.3 | 115.3 | 0 | 0 |
| Retail, commercial, household, and mailing scales | | 3596-2 | 12/91 | 108.8 | 108.8 | 108.8 | 1.5 | 0 |
| Parts, attachments, and accessories for scales and balances | | 3596-3 | 12/91 | 101.4 | 101.4 | 101.4 | -2 | 0 |
| Secondary products and miscellaneous receipts | | 3596-SM | | | | | | |
| Miscellaneous receipts | | 3596-M | 12/80 | (³) | (³) | 99.2 | (³) | (³) |
| Secondary products | | 3596-S | 12/80 | 122.5 | (³) | (³) | (³) | (³) |
| Machinery, except electrical, not elsewhere classified | 3599 | | 06/84 | 131.9 | 131.9 | 132.0 | -.6 | .1 |
| Primary products | | 3599-P | 06/84 | 127.0 | 127.0 | 127.1 | .4 | .1 |

See footnotes at end of table.

Table 5. Producer price indexes for the net output of selected industries and their products, not seasonally adjusted
—Continued

| Industry and product ¹ | Industry code | Product code | Index base | Index | | | Percent change to July 2003 from: | |
|---|---------------|--------------|------------|------------------------|------------------------|------------------------|-----------------------------------|------------------|
| | | | | Mar. 2003 ² | June 2003 ² | July 2003 ² | July 2002 | June 2003 |
| Machinery, except electrical, not elsewhere classified—Continued | | | | | | | | |
| Miscellaneous machinery products | | 3599-4 | 06/84 | 131.4 | 131.4 | 131.4 | 0.0 | 0.0 |
| Receipts for machine shop job work | | 3599-5 | 06/84 | 126.8 | 126.8 | 126.9 | .4 | .1 |
| Secondary products and miscellaneous receipts | | 3599-SM | | | | | | |
| Miscellaneous receipts | | 3599-M | 06/84 | 197.9 | 197.9 | 197.9 | -5.0 | 0 |
| Resales | | 3599-Z89 | 10/97 | 114.9 | 114.9 | 114.9 | -5.0 | 0 |
| Secondary products | | 3599-S | 06/84 | 159.3 | 159.3 | 159.3 | -6.5 | 0 |
| Electrical and electronic machinery, equipment, and supplies | 36 | | 12/84 | 104.0 | 103.6 | 103.7 | -1.7 | .1 |
| Electric transmission and distribution equipment | 361 | | 12/84 | 141.9 | 141.1 | 140.7 | .5 | -.3 |
| Power, distribution and specialty transformers | 3612 | | 06/81 | 141.4 | 141.3 | 142.2 | .4 | .6 |
| Primary products | | 3612-P | 06/81 | 139.6 | 139.5 | 140.4 | .6 | .6 |
| Fluorescent lamp ballast | | 3612-3 | 06/81 | 130.0 | 130.0 | 130.0 | 2.5 | 0 |
| Commercial, institutional and industrial general purpose transformers | | 3612-6 | 06/81 | 176.8 | 176.2 | 176.2 | 2.9 | 0 |
| Power regulators, boosters, and other transformers and parts for all transformer | | 3612-7 | 01/00 | 101.5 | (³) | (³) | (³) | (³) |
| Specialty transformers, except fluorescent lamp ballast | | 3612-8 | 06/81 | 87.4 | 88.2 | 87.4 | .7 | -.9 |
| Power and distribution transformers, except parts | | 3612-9 | 12/99 | 96.7 | 96.4 | 97.8 | -.4 | 1.5 |
| Secondary products and miscellaneous receipts | | 3612-SM | | | | | | |
| Miscellaneous receipts | | 3612-MM | 12/99 | (³) | (³) | (³) | (³) | (³) |
| Switchgear and switchboard apparatus | 3613 | | 06/85 | 152.2 | 150.9 | 149.6 | .5 | -.9 |
| Primary products | | 3613-P | 06/85 | 153.3 | 151.9 | 150.5 | .5 | -.9 |
| Switchgear, except ducts and control circuit relays | | 3613-1 | 06/85 | 145.3 | 145.1 | 145.6 | -.1 | .3 |
| Metal-clad switchgear using power circuit breakers, all voltages, excl. load interrupter | | 3613-109 | 06/85 | 131.4 | (³) | (³) | (³) | (³) |
| Metal-enclosed load interrupter switchgear assemblies, all voltages incl. parts | | 3613-111 | 06/85 | 111.1 | 110.3 | 110.3 | -1.8 | 0 |
| Automatic and manual control panels (generators, transformers, etc.) | | 3613-112 | 06/85 | 156.4 | 156.4 | (³) | (³) | (³) |
| Metal-enclosed power circuit breaker switchgear assemblies, 1,000 volts, including parts | | 3613-113 | 06/85 | 117.1 | (³) | 117.1 | -1.2 | (³) |
| Metal-enclosed bus (sold separately), more than 1,000 volts | | 3613-117 | 12/96 | 104.4 | 104.4 | (³) | (³) | (³) |
| Outdoor power switching equipment, 2,300 v. or more, except fuses | | 3613-141 | 06/85 | 158.2 | 159.7 | 160.0 | 1.1 | .2 |
| Power circuit breakers, all voltages | | 3613-2 | 06/85 | 108.3 | 106.4 | 106.7 | -1.8 | .3 |
| Other power cir. breakers sold sep., network protectors and auto cir reclosers, incl. parts | | 3613-231 | 06/85 | (³) | (³) | (³) | (³) | (³) |
| Panelboards, distribution boards and other switching and interrupting devices | | 3613-3 | 06/85 | 163.1 | 163.3 | 161.5 | -.1 | -1.1 |
| Panelboards, including enclosing cabinets, 1,000 volts and below | | 3613-31 | 06/85 | 173.8 | (³) | 173.8 | 0 | (³) |
| Circuit breaker type | | 3613-312 | 06/85 | 198.5 | (³) | 198.5 | 0 | (³) |
| Distribution switchboards, 1,000 volts and below | | 3613-32 | 06/85 | 137.8 | (³) | 136.7 | .5 | (³) |
| Fusible | | 3613-3215 | 06/85 | 138.3 | (³) | 140.0 | 0 | (³) |
| Circuit breaker | | 3613-3217 | 06/85 | 137.1 | (³) | 135.2 | .7 | (³) |
| Switches (except snap, toggle and rotary types), 1,000 volts and below | | 3613-33 | 06/85 | 174.2 | 169.2 | 170.3 | -1.0 | .7 |
| Knife switches, enclosed heavy duty | | 3613-3321 | 06/85 | 206.9 | (³) | (³) | (³) | (³) |
| Load center: circuit breaker type | | 3613-3326 | 06/85 | 181.6 | (³) | 174.4 | -8.4 | (³) |
| Other low voltage switchgear apparatus | | 3613-398 | 06/85 | 154.5 | 154.5 | 154.5 | 1.0 | 0 |
| Molded case circuit breakers | | 3613-5 | 06/85 | 149.5 | (³) | 145.2 | 2.5 | (³) |
| Industrial type, 1,000 v. and below, incl. attachments or accessories | | 3613-511 | 06/85 | 151.9 | (³) | 147.0 | 3.2 | (³) |
| Residential or light duty type, 1,000 v and below | | 3613-512 | 06/85 | 149.0 | (³) | 143.8 | 1.7 | (³) |
| Secondary products and miscellaneous receipts | | 3613-SM | | | | | | |
| Secondary products | | 3613-S | 06/85 | 162.0 | 161.8 | 161.8 | .9 | 0 |
| Other secondary products | | 3613-SSS | 06/85 | 182.9 | 182.6 | 182.6 | 2.1 | 0 |
| Electrical industrial apparatus | 362 | | 12/84 | 140.6 | 140.7 | 141.0 | .9 | .2 |
| Motors and generators | 3621 | | 06/83 | 142.3 | 142.1 | 142.2 | .1 | .1 |
| Primary products | | 3621-P | 06/83 | 140.6 | 140.4 | 140.5 | .4 | .1 |
| Fractional horsepower motors and generators (excluding hermetics) | | 3621-1 | 06/83 | 131.1 | 131.1 | 131.1 | 1.1 | 0 |
| Integral horsepower motors and generators other than for land trans. equipment | | 3621-2 | 06/83 | 149.4 | 149.1 | 149.1 | -.8 | 0 |
| Land transportation motors, generators, and control equipment, excluding parts | | 3621-3 | 06/83 | 146.3 | 146.3 | 146.3 | -.2 | 0 |
| Integral motor generator sets and other rotating equipment, including hermetics | | 3621-8 | 12/99 | 96.7 | 95.9 | 95.9 | -1.0 | 0 |
| Parts, supplies for motors, generators, and generator sets | | 3621-9 | 12/87 | 129.5 | 129.4 | 129.5 | 2.5 | .1 |
| Secondary products and miscellaneous receipts | | 3621-SM | | | | | | |
| Miscellaneous receipts | | 3621-M | 12/86 | 136.0 | 136.0 | 136.0 | -.9 | 0 |
| Resales | | 3621-Z89 | 12/87 | 112.2 | 112.2 | 112.2 | -1.0 | 0 |
| Secondary products | | 3621-S | 06/83 | 160.8 | (³) | (³) | (³) | (³) |
| Carbon and graphite products | 3624 | | 06/85 | 110.4 | 110.0 | 111.8 | .4 | 1.6 |
| Primary products | | 3624-P | 06/85 | 110.3 | 109.9 | 112.0 | .5 | 1.9 |
| Carbon and graphite electrodes | | 3624-1 | | | | | | |
| Graphite electrodes | | 3624-156 | 06/85 | 92.5 | 94.5 | 96.0 | 6.7 | 1.6 |
| Carbon and graphite products, excluding electrodes | | 3624-9 | 06/85 | 126.0 | 123.9 | 126.3 | -2.8 | 1.9 |

See footnotes at end of table.

Table 5. Producer price indexes for the net output of selected industries and their products, not seasonally adjusted
—Continued

| Industry and product ¹ | Industry code | Product code | Index base | Index | | | Percent change to July 2003 from: | |
|--|---------------|--------------|------------|------------------------|------------------------|------------------------|-----------------------------------|------------------|
| | | | | Mar. 2003 ² | June 2003 ² | July 2003 ² | July 2002 | June 2003 |
| Carbon and graphite products—Continued | | | | | | | | |
| Brushes, contacts, and brushplates | | 3624-91 | 06/85 | 132.5 | 132.5 | 132.5 | -0.6 | 0.0 |
| All other industrial brushes and contacts | | 3624-915 | 06/85 | 152.0 | 152.0 | 152.0 | .2 | 0 |
| Carbon & graphite products except electrodes, brushes, contacts & brushplates | | 3624-98 | 06/85 | 124.1 | 121.5 | 124.5 | -3.3 | 2.5 |
| Products with mechanical application excluding metallic oilless bearings | | 3624-983 | 06/85 | 147.7 | (³) | (³) | (³) | (³) |
| Carbon & graphite fibers and prod w/other applications incl. chemical, nuclear, | | 3624-988 | 12/89 | 121.3 | 121.3 | 121.3 | -.2 | 0 |
| Secondary products and miscellaneous receipts | | 3624-SM | | | | | | |
| Relays and industrial controls | 3625 | | 06/85 | 151.6 | 152.0 | 152.3 | 2.3 | .2 |
| Primary products | | 3625-P | 06/85 | 149.9 | 150.4 | 150.7 | 2.2 | .2 |
| Relays | | 3625-1 | 06/90 | 146.6 | 146.3 | 146.3 | 3.0 | 0 |
| General purpose electromechanical relays | | 3625-11 | 06/90 | 112.6 | (³) | 112.6 | 1.3 | (³) |
| Over 100 MW actuating power and sealed | | 3625-111 | 06/90 | 90.0 | (³) | 90.0 | 2.3 | (³) |
| 0.0 to 10 amps contact rating | | 3625-11101 | 06/90 | 84.1 | (³) | 84.1 | 4.3 | (³) |
| Over 10 amps contact rating | | 3625-11102 | 06/90 | (³) | (³) | (³) | (³) | (³) |
| Timing relays (timers) | | 3625-172 | 06/90 | 125.1 | 125.1 | 125.1 | .6 | 0 |
| Solid-state pure | | 3625-17202 | 06/90 | 133.0 | 133.0 | 133.0 | 0 | 0 |
| All other timing relays, incl pneumatic, electronic, etc. | | 3625-17203 | 06/90 | 124.7 | 124.7 | 124.7 | .6 | 0 |
| Relays for industrial controls, all voltages, n.e.c. | | 3625-181 | 06/90 | 156.7 | 156.7 | 156.7 | 3.4 | 0 |
| All other general purpose relays, n.e.c. | | 3625-191 | 05/85 | 234.5 | 232.9 | 233.0 | 5.8 | 0 |
| Specific purpose industrial controls | | 3625-2 | 06/85 | 127.6 | 127.7 | 128.4 | 2.0 | .5 |
| Definite purpose contactors and starters, 600 volts and less | | 3625-214 | 06/85 | 150.8 | (³) | 150.8 | 0 | (³) |
| Programmable controllers, sold separately | | 3625-216 | 06/85 | 124.8 | 124.8 | 124.8 | -.2 | 0 |
| Other specific, special or definite purpose controls and devices | | 3625-217 | 06/85 | 144.3 | 144.8 | 146.5 | 4.1 | 1.2 |
| General purpose industrial controls | | 3625-3 | 06/85 | 158.2 | 159.2 | 159.2 | 1.9 | 0 |
| A.C. full voltage starters, 1000 volts or less, excl. adj. speed & sync. motor s | | 3625-311 | 06/85 | 209.9 | 209.9 | 209.9 | 4.3 | 0 |
| A.C. contactors, 1000 volts or less, excl. adj. speed & sync. motor controls .. | | 3625-312 | 06/85 | (³) | (³) | (³) | (³) | (³) |
| Synchronous motor starters, 1000 volts or less | | 3625-314 | 06/90 | 146.9 | (³) | (³) | (³) | (³) |
| Limit switches (positioning sensors) | | 3625-318 | 06/85 | 160.3 | 160.3 | 160.3 | 2.3 | 0 |
| Electromechanical positioning sensors | | 3625-31801 | 06/90 | 127.9 | (³) | 127.9 | 3.0 | (³) |
| Controls for packaged adjustable speed drives | | 3625-324 | 06/85 | 109.7 | (³) | 109.7 | 0 | (³) |
| Controls for A.C. standard drives | | 3625-32411 | 12/95 | (³) | (³) | (³) | (³) | (³) |
| Controls for D.C. standard drives | | 3625-32412 | 12/95 | (³) | (³) | (³) | (³) | (³) |
| All other general industry devices and systems, n.e.c. | | 3625-329 | 06/85 | 142.9 | 142.8 | 142.9 | .8 | .1 |
| Motor control accessories and parts for industrial controls | | 3625-4 | 06/90 | 137.8 | 137.8 | 137.8 | 5.7 | 0 |
| Motor control and starter accessories, excl. overload relays | | 3625-411 | 06/90 | 149.4 | 149.4 | 149.4 | 3.5 | 0 |
| Parts for industrial controls, excl relays | | 3625-412 | 06/85 | 169.0 | (³) | (³) | (³) | (³) |
| Secondary products and miscellaneous receipts | | 3625-SM | | | | | | |
| Miscellaneous receipts | | 3625-M | 06/85 | 212.4 | (³) | (³) | (³) | (³) |
| Resales | | 3625-Z89 | 06/85 | (³) | (³) | (³) | (³) | (³) |
| Secondary products | | 3625-S | 06/85 | 128.5 | 128.2 | 128.4 | .4 | .2 |
| Electrical industrial apparatus, n.e.c. | 3629 | | 12/85 | 117.5 | 118.0 | 118.4 | -.8 | .3 |
| Primary products | | 3629-P | 12/85 | 115.1 | 115.7 | 116.1 | -1.0 | .3 |
| Capacitors for industrial use, except electronic | | 3629-1 | 12/85 | 86.4 | (³) | 86.4 | 0 | (³) |
| Rectifying apparatus, except electronic | | 3629-2 | 12/85 | 120.2 | 120.8 | 122.4 | .7 | 1.3 |
| Semiconductor power conversion apparatus | | 3629-211 | 12/85 | 119.2 | 120.2 | 122.4 | 1.2 | 1.8 |
| Other rectifying (power conversion) apparatus | | 3629-212 | 12/85 | 110.6 | 110.6 | 110.6 | -.2 | 0 |
| Other electrical equipment for industrial use, n.e.c. | | 3629-3 | 12/85 | 129.3 | 130.0 | 128.8 | -4.3 | -.9 |
| Secondary products and miscellaneous receipts | | 3629-SM | 12/85 | 127.6 | 127.6 | 127.6 | .3 | 0 |
| Secondary products | | 3629-S | 12/85 | 128.2 | 128.2 | 128.2 | .3 | 0 |
| Household appliances | 363 | | 12/84 | 103.3 | 103.0 | 102.8 | -1.4 | -.2 |
| Household cooking equipment and parts | 3631 | | 06/81 | 108.5 | 108.2 | 107.1 | -3.6 | -1.0 |
| Primary products | | 3631-P | 06/81 | 103.1 | 102.8 | 101.8 | -3.8 | -1.0 |
| Electric and microwave household cooking units and parts | | 3631-1 | 06/81 | 92.8 | 92.0 | 90.6 | -5.8 | -1.5 |
| Gas household units and related parts and accessories | | 3631-3 | 06/81 | 110.8 | 111.1 | 109.9 | -4.3 | -1.1 |
| Other household cooking equipment, including outdoor | | 3631-4 | 06/81 | 128.3 | 128.3 | 128.3 | .2 | 0 |
| Secondary products and miscellaneous receipts | | 3631-SM | | | | | | |
| Miscellaneous receipts | | 3631-M | 12/02 | 100.0 | 100.0 | (³) | (³) | (³) |
| Secondary products | | 3631-S | 06/81 | 153.3 | 153.3 | 153.3 | .7 | 0 |
| Household refrigerators and home and farm freezers | 3632 | | 12/81 | 97.4 | 97.2 | 96.5 | -3.4 | -.7 |
| Primary products | | 3632-P | 12/81 | 92.0 | 91.8 | 91.2 | -3.5 | -.7 |
| Household refrigerators, including combination refrigerator-freezers | | 3632-1 | 12/81 | 89.5 | 89.4 | 88.7 | -4.1 | -.8 |
| Food freezers, complete units, for freezing and/or storing (household type) | | 3632-2 | 04/82 | 115.0 | 115.6 | 115.2 | 4.2 | -.3 |
| Parts and attachments for household refrigerators and freezers | | 3632-3 | 11/99 | 97.3 | 89.9 | 91.3 | (³) | 1.6 |
| Secondary Products and Miscellaneous Receipts | | 3632-SM | | | | | | |
| Miscellaneous Receipts | | 3632-M | 12/02 | 100.8 | 100.0 | 100.0 | (³) | 0 |
| Secondary products | | 3632-S | 12/81 | 161.4 | (³) | 161.4 | 1.1 | (³) |
| Household laundry equipment | 3633 | | 12/79 | 128.8 | 129.1 | 129.6 | -.8 | .4 |
| Primary products | | 3633-P | 12/79 | 128.3 | 128.5 | 129.0 | -.8 | .4 |

See footnotes at end of table.

Table 5. Producer price indexes for the net output of selected industries and their products, not seasonally adjusted
—Continued

| Industry and product ¹ | Industry code | Product code | Index base | Index | | | Percent change to July 2003 from: | |
|--|---------------|--------------|------------|------------------------|------------------------|------------------------|-----------------------------------|------------------|
| | | | | Mar. 2003 ² | June 2003 ² | July 2003 ² | July 2002 | June 2003 |
| Household laundry equipment—Continued | | | | | | | | |
| Household laundry equipment and parts | | 3633-8 | 12/02 | 99.2 | 99.4 | 99.8 | (³) | 0.4 |
| Electric housewares and fans | 3634 | | 12/82 | 110.1 | 110.1 | 110.1 | -.3 | 0 |
| Primary products | | 3634-P | 12/82 | 109.0 | 109.0 | 109.0 | 0 | 0 |
| Electric fans, except industrial, excluding parts | | 3634-1 | 12/82 | 110.0 | (³) | 110.0 | -.1 | (³) |
| Small household appliances, excluding parts | | 3634-6 | 12/82 | 105.4 | 105.4 | 105.4 | 0 | 0 |
| Parts & attach. for household elec. fans & small household elec. appliances .. | | 3634-9 | 12/82 | 137.4 | (³) | 137.4 | -1.1 | (³) |
| Secondary products and miscellaneous receipts | | 3634-SM | | | | | | |
| Miscellaneous receipts | | 3634-M | 01/86 | 79.1 | (³) | (³) | (³) | (³) |
| Secondary products | | 3634-S | 12/82 | 147.5 | 147.5 | 147.5 | 0 | 0 |
| Household vacuum cleaners | 3635 | | 12/82 | 108.1 | 106.8 | 106.8 | -4.0 | 0 |
| Primary products | | 3635-P | 12/82 | 104.3 | 103.0 | 103.0 | -4.3 | 0 |
| Household vacuum cleaners, including parts and attachments | | 3635-1 | 12/82 | 104.3 | 103.0 | 103.0 | -4.3 | 0 |
| Upright and stick vacuum cleaners | | 3635-133 | 12/82 | 91.2 | 88.8 | 88.8 | -9.6 | 0 |
| Canister, tank, and all other general purpose vacuum cleaners | | 3635-137 | 12/82 | 107.1 | 107.1 | 107.1 | 1.6 | 0 |
| All other vacuum cleaner types and parts and attachments | | 3635-139 | 12/00 | 95.6 | 95.6 | 95.6 | 0 | 0 |
| Secondary products and miscellaneous receipts | | 3635-SM | | | | | | |
| Miscellaneous receipts | | 3635-M | 12/82 | 169.9 | 169.9 | 169.9 | -.4 | 0 |
| Household appliances, not elsewhere classified | 3639 | | 12/82 | 145.1 | 144.3 | 144.1 | 2.9 | -.1 |
| Primary products | | 3639-P | 12/82 | 135.0 | 133.5 | 133.8 | 3.4 | .2 |
| Electric water heaters | | 3639-1 | 12/82 | 153.8 | 153.7 | 153.8 | 9.1 | .1 |
| Non-electric water heaters | | 3639-2 | 12/82 | 176.0 | 176.0 | 175.9 | 11.4 | -.1 |
| Household appliances, n.e.c., and parts for household appliances, n.e.c. | | 3639-5 | 12/82 | 105.1 | 102.8 | 103.3 | -2.7 | .5 |
| Secondary products and miscellaneous receipts | | 3639-SM | | | | | | |
| Electric lighting and wiring equipment | 364 | | 12/84 | 128.2 | 128.4 | 128.4 | -.5 | 0 |
| Electric lamp bulbs and tubes | 3641 | | 12/83 | 111.0 | 110.2 | 110.2 | -.5 | 0 |
| Primary products | | 3641-P | 12/83 | 110.1 | 109.3 | 109.3 | -.5 | 0 |
| Large incandescent lamps, except photographic and Christmas tree | | 3641-2 | 12/83 | 117.6 | 116.0 | 116.0 | -.3 | 0 |
| General lighting | | 3641-21 | 12/83 | 104.7 | 105.0 | 105.0 | 0 | 0 |
| White lamps, 15-150 watts, 100-130 volts | | 3641-211 | 12/83 | 106.3 | 106.9 | 106.9 | 0 | 0 |
| Reflector, 100-130 volts | | 3641-23 | 12/83 | (³) | (³) | (³) | (³) | (³) |
| All other large incandescent lamps (special purpose) including traffic and street lighting | | 3641-28 | 07/85 | 156.5 | 156.5 | 156.5 | 0 | 0 |
| Miniature incandescent lamps, except Christmas tree | | 3641-3 | 12/83 | 117.2 | 117.2 | 116.6 | 0 | -.5 |
| Automobile glass and metal sealed beams | | 3641-31 | 07/85 | 114.2 | (³) | (³) | (³) | (³) |
| Electric discharge lamps, except Christmas tree | | 3641-4 | 12/83 | 99.0 | 98.3 | 98.5 | -1.4 | .2 |
| Fluorescent, hot cathode | | 3641-42 | 12/83 | 90.7 | 89.1 | 89.4 | -3.4 | .3 |
| Simline, single pin base, including rapid start | | 3641-421 | 12/83 | 89.5 | 88.1 | 89.6 | 3.2 | 1.7 |
| Other fluorescent hot cathode lamps, below 40 watts | | 3641-424 | 12/91 | 112.7 | 109.8 | 109.7 | -3.3 | -.1 |
| Other fluorescent hot cathode lamps, 40 watts and over, including preheat-rapid start | | 3641-425 | 12/83 | 75.9 | 74.1 | 74.2 | -6.3 | .1 |
| Miscellaneous electrical discharge | | 3641-43 | 12/83 | 121.7 | 125.4 | 125.4 | 6.0 | 0 |
| General lighting high intensity lamps | | 3641-432 | 12/91 | 86.6 | 86.6 | 86.6 | -1.1 | 0 |
| Secondary products and miscellaneous receipts | | 3641-SM | | | | | | |
| Miscellaneous receipts | | 3641-M | 09/92 | 99.9 | (³) | (³) | (³) | (³) |
| Resales | | 3641-Z89 | 09/92 | 99.9 | (³) | (³) | (³) | (³) |
| Current-carrying wiring devices | 3643 | | 12/81 | 142.9 | 143.3 | 142.1 | -.4 | -.8 |
| Primary products | | 3643-P | 12/81 | 141.9 | 142.4 | 140.9 | -.3 | -1.1 |
| Convenience and power outlets (excluding pin and sleeve) | | 3643-2 | 12/81 | 83.6 | 86.4 | (³) | (³) | (³) |
| Switches for electrical circuitry | | 3643-3 | 12/99 | 97.2 | 97.2 | 95.2 | -.5 | -2.1 |
| Wire connectors for electrical circuitry | | 3643-5 | 12/81 | 141.7 | 143.0 | 142.9 | 1.1 | -.1 |
| Current-carrying wiring devices, n.e.c. | | 3643-6 | 12/99 | 99.9 | 99.0 | 98.9 | 0 | -.1 |
| Lampholders | | 3643-7 | 12/81 | 152.2 | 152.2 | 152.2 | -.3 | 0 |
| Secondary products and miscellaneous receipts | | 3643-SM | | | | | | |
| Miscellaneous receipts | | 3643-M | 12/93 | 91.3 | 91.3 | 91.3 | 0 | 0 |
| Secondary products | | 3643-S | 12/81 | 152.4 | 152.4 | 152.1 | -1.2 | -.2 |
| Noncurrent-carrying wiring devices | 3644 | | 12/81 | 182.2 | 182.6 | 185.0 | -2.4 | 1.3 |
| Primary products | | 3644-P | 12/81 | 175.0 | 175.3 | 178.2 | -3.2 | 1.7 |
| Electrical transmission line and utility pole hardware | | 3644-1 | 12/81 | 165.0 | 164.9 | 163.7 | -.7 | -.7 |
| Pole and transmission line construction materials, commercially available .. | | 3644-112 | 12/81 | 160.4 | 160.3 | 159.0 | -.8 | -.8 |
| Pole and transmission line anchors | | 3644-113 | 12/93 | 92.2 | 92.6 | (³) | (³) | (³) |
| Electrical conduit and conduit fittings | | 3644-2 | 12/81 | 156.5 | 156.5 | 162.5 | -7.0 | 3.8 |
| Electrical conduit, raceways, and wireways | | 3644-21 | 12/86 | 104.2 | 104.2 | 111.5 | -12.3 | 7.0 |
| Flexible nonmetallic conduit, including plastics and liquid-tight | | 3644-217 | 12/86 | 137.8 | 137.8 | 137.8 | 0 | 0 |
| Electrical conduit fittings | | 3644-28 | 12/86 | 183.5 | 183.5 | 183.5 | 1.1 | 0 |
| All other rigid metal conduit fittings, including couplings, nipples, bends, and elbows | | 3644-282 | 12/81 | 227.6 | 227.6 | 227.6 | 2.2 | 0 |
| All other rigid metal conduit fittings | | 3644-28259 | 12/93 | 140.3 | 140.3 | 140.3 | 5.4 | 0 |
| Cable, cord, and flexible conduit fittings | | 3644-286 | 04/82 | 221.1 | 221.1 | 221.1 | .8 | 0 |
| Armored cable, metallic sheathed cable, and flexible conduit fittings | | 3644-28611 | 04/82 | 206.7 | 206.7 | 206.7 | 1.3 | 0 |

See footnotes at end of table.

Table 5. Producer price indexes for the net output of selected industries and their products, not seasonally adjusted
—Continued

| Industry and product ¹ | Industry code | Product code | Index base | Index | | | Percent change to July 2003 from: | |
|--|---------------|--------------|------------|------------------------|------------------------|------------------------|-----------------------------------|------------------|
| | | | | Mar. 2003 ² | June 2003 ² | July 2003 ² | July 2002 | June 2003 |
| Noncurrent-carrying wiring devices—Continued | | | | | | | | |
| All other noncurrent-carrying wiring devices | | 3644-3 | 12/81 | 217.3 | 218.4 | 218.3 | 1.2 | 0.0 |
| Stamped metal boxes, covers, and accessories, including stamped conduit boxes | | 3644-33 | 12/81 | 208.5 | 208.5 | 208.5 | .4 | 0 |
| Stamped metal switch and receptacle boxes | | 3644-331 | 12/81 | 199.8 | 199.8 | 199.8 | .4 | 0 |
| Cast metal boxes, covers, gaskets, and accessories | | 3644-34 | 12/81 | 246.1 | 246.1 | 246.1 | 3.2 | 0 |
| Outlet type | | 3644-342 | 12/93 | 136.5 | (³) | (³) | (³) | (³) |
| All other noncurrent-carrying wiring devices | | 3644-37 | 12/81 | 223.8 | 229.4 | 228.7 | 2.4 | -.3 |
| All other noncurrent-carrying wiring devices, n.e.c. | | 3644-379 | 12/93 | 137.5 | 140.9 | 140.5 | 2.4 | -.3 |
| Secondary products and miscellaneous receipts | | 3644-SM | | | | | | |
| Secondary products | | 3644-S | 12/81 | 216.7 | 217.8 | 217.8 | 2.6 | 0 |
| Current-carrying wiring devices | | 3643-S | 12/81 | 239.7 | 243.6 | 243.6 | 5.1 | 0 |
| Other secondary products | | 3644-SSS | 12/81 | 209.6 | 209.6 | 209.6 | 1.6 | 0 |
| Residential lighting fixtures | | | | | | | | |
| Primary products | 3645 | | 12/83 | 142.1 | 142.5 | 142.3 | -.1 | -.1 |
| Electric residential fixtures, except portable including parts | | 3645-P | 12/83 | 140.8 | 140.9 | 140.6 | -.5 | -.2 |
| Portable electric residential lighting fixtures (incl. parts and accessories) | | 3645-1 | 12/83 | 137.3 | 137.9 | 137.3 | -.4 | -.4 |
| Portable electric residential lighting fixtures (incl. parts and accessories) | | 3645-7 | 12/83 | 145.1 | 144.3 | 144.4 | -.8 | .1 |
| Secondary products and miscellaneous receipts | | 3645-SM | | | | | | |
| Miscellaneous receipts | | 3645-M | 03/99 | 98.8 | 100.8 | (³) | (³) | (³) |
| Resales | | 3645-Z89 | 03/99 | 98.8 | 100.8 | (³) | (³) | (³) |
| Secondary products | | 3645-S | 12/83 | 178.0 | 178.0 | 178.0 | 0 | 0 |
| Secondary products | | 3645-SSS | 06/98 | 100.4 | 100.4 | 100.4 | 0 | 0 |
| Commercial lighting fixtures | | | | | | | | |
| Primary products | 3646 | | 06/81 | 151.5 | 152.5 | 151.6 | 2.5 | -.6 |
| Electric lighting fixtures, commercial and institutional types | | 3646-P | 06/81 | 150.4 | 151.6 | 150.5 | 2.5 | -.7 |
| Incandescent fixtures | | 3646-2 | 06/81 | 148.3 | 149.6 | 148.4 | 2.3 | -.8 |
| Other incandescent fixtures, including portable | | 3646-201 | 06/81 | 166.2 | 167.0 | 166.9 | 3.2 | -.1 |
| Mercury and other high-intensity discharge fixtures | | 3646-20119 | 06/81 | 118.8 | 119.4 | 119.3 | 3.1 | -.1 |
| Fluorescent fixtures, except portable | | 3646-202 | 06/81 | 169.4 | 171.3 | 169.1 | .2 | -1.3 |
| Recessed air handling | | 3646-203 | 06/81 | 141.0 | 142.3 | 140.9 | 2.1 | -1.0 |
| Recessed non-air handling | | 3646-20351 | 06/81 | 139.0 | 143.6 | 140.4 | 1.0 | -2.2 |
| Striplights | | 3646-20353 | 06/81 | 122.3 | 122.8 | 120.2 | .7 | -2.1 |
| Surface or pendant | | 3646-20354 | 06/81 | 128.7 | 128.9 | 128.7 | -3.2 | -.2 |
| All other fluorescent fixtures | | 3646-20358 | 06/81 | 187.7 | 187.7 | 187.7 | .8 | 0 |
| Component or renewal parts for commercial or institutional fixtures, sold separately | | 3646-20363 | 03/87 | 147.1 | 149.3 | 149.3 | 9.2 | 0 |
| Electric lighting fixtures, industrial types | | 3646-204 | 06/81 | 142.3 | 144.5 | 144.5 | 1.9 | 0 |
| General fixtures, except portable | | 3646-3 | 06/81 | 152.3 | 152.3 | 152.3 | 4.7 | 0 |
| Fluorescent fixtures | | 3646-305 | 06/81 | 146.7 | 146.7 | 146.7 | 4.4 | 0 |
| Secondary products and miscellaneous receipts | | 3646-30513 | 06/81 | 146.8 | 146.8 | 146.8 | 3.7 | 0 |
| Secondary products | | 3646-SM | | | | | | |
| Secondary products | | 3646-S | 06/81 | 174.7 | 174.7 | 174.7 | 2.7 | 0 |
| Vehicular lighting equipment | | | | | | | | |
| Primary products | 3647 | | 12/83 | 121.9 | 121.9 | 122.1 | -1.2 | .2 |
| Vehicular lighting equipment (excluding bulbs) for all uses | | 3647-P | 12/83 | 107.5 | 107.5 | 107.7 | -1.0 | .2 |
| Motor vehicle lighting equipment | | 3647-1 | 12/83 | 107.5 | 107.5 | 107.7 | -1.0 | .2 |
| Other than motor vehicle lighting equipment including fluorescent fixtures .. | | 3647-11 | 12/83 | 99.6 | 99.6 | 99.9 | -1.4 | .3 |
| Component and renewal parts for vehicular lighting equipment | | 3647-12 | 12/83 | 169.5 | 169.5 | (³) | (³) | (³) |
| Secondary products and miscellaneous receipts | | 3647-13 | 06/93 | 95.4 | 95.4 | 95.4 | .5 | 0 |
| Miscellaneous receipts | | 3647-SM | | | | | | |
| Secondary products | | 3647-M | 12/83 | 96.3 | 96.3 | 96.3 | 0 | 0 |
| Secondary products | | 3647-S | 12/83 | 159.0 | 158.7 | 158.7 | -2.6 | 0 |
| Lighting equipment, n.e.c. | | | | | | | | |
| Primary products | 3648 | | 06/85 | 118.2 | 118.3 | 118.3 | -1.1 | 0 |
| Outdoor lighting equipment (including parts and accessories) | | 3648-P | 06/85 | 117.0 | 117.1 | 117.1 | -1.9 | 0 |
| Electric and nonelectric lighting equipment, n.e.c., including hand portable | | 3648-5 | 06/85 | 127.1 | 127.2 | 127.2 | .6 | 0 |
| Secondary products and miscellaneous receipts | | 3648-9 | 06/85 | 100.3 | 100.5 | 100.5 | -6.1 | 0 |
| Miscellaneous receipts | | 3648-SM | | | | | | |
| Secondary products | | 3648-M | 05/89 | 111.5 | 111.5 | 111.5 | 7.2 | 0 |
| Secondary products | | 3648-S | 06/85 | 125.2 | 125.2 | 125.2 | .9 | 0 |
| Radio and television receiving equipment, except communication types | | | | | | | | |
| Household audio & video equipment | 365 | | 12/84 | 80.4 | 81.0 | 79.6 | -2.5 | -1.7 |
| Household audio & video equipment | | | | | | | | |
| Primary products | 3651 | | 03/80 | 73.0 | 72.7 | 72.2 | -2.4 | -.7 |
| Television receivers, including combination models | | 3651-P | 03/80 | 69.7 | 69.4 | 68.8 | -3.0 | -.9 |
| Console and console/TV receiver, color | | 3651-2 | 03/80 | 56.3 | 55.8 | 55.0 | -4.3 | -1.4 |
| Table and portable | | 3651-204 | 07/97 | 96.7 | (³) | 96.7 | -1.4 | (³) |
| Color TV over 17 inch | | 3651-21 | 03/80 | 49.9 | 49.4 | 48.3 | -4.9 | -2.2 |
| Projection televisions | | 3651-216 | 03/80 | 48.5 | 48.0 | 46.8 | -5.5 | -2.5 |
| High fidelity equipment and components | | 3651-222 | 12/92 | 64.0 | 62.5 | 62.2 | -8.5 | -.5 |
| Consumer high fidelity components | | 3651-4 | 03/80 | 134.6 | 134.6 | 134.6 | .2 | 0 |
| Power amplifiers | | 3651-4B | 03/80 | 122.0 | 122.1 | 122.1 | .1 | 0 |
| Other consumer high fidelity components | | 3651-426 | 12/92 | 108.4 | 108.4 | 108.4 | 0 | 0 |
| Consumer audio/video recorders and players | | 3651-427 | 12/92 | 122.7 | 123.0 | 123.0 | .2 | 0 |
| Other consumer audio/visual recorders & players | | 3651-428 | 12/92 | 103.7 | 103.7 | 103.7 | .5 | 0 |
| | | 3651-42204 | 12/92 | 99.3 | 99.3 | 99.3 | .5 | 0 |

See footnotes at end of table.

Table 5. Producer price indexes for the net output of selected industries and their products, not seasonally adjusted
—Continued

| Industry and product ¹ | Industry code | Product code | Index base | Index | | | Percent change to July 2003 from: | |
|--|---------------|--------------|------------|------------------------|------------------------|------------------------|-----------------------------------|------------------|
| | | | | Mar. 2003 ² | June 2003 ² | July 2003 ² | July 2002 | June 2003 |
| Household audio & video equipment—Continued | | | | | | | | |
| Other equipment and accessories, including speakers | | 3651-5 | 03/80 | 130.4 | 130.3 | 130.2 | -1.6 | -0.1 |
| Loudspeaker systems | | 3651-5A | 03/80 | 122.5 | 121.2 | 121.7 | -2.9 | .4 |
| Bookshelf type | | 3651-556 | 03/80 | 115.2 | 115.2 | (³) | (³) | (³) |
| Floor standing | | 3651-557 | 03/80 | 128.6 | 125.4 | 126.6 | -6.4 | 1.0 |
| Other loudspeaker systems | | 3651-568 | 03/80 | 116.5 | 116.5 | 116.5 | 0 | 0 |
| Loudspeakers sold separately | | 3651-554 | 03/80 | 124.9 | 126.2 | 125.4 | -1.1 | -6 |
| Microphones | | 3651-555 | 03/80 | 197.3 | (³) | (³) | (³) | (³) |
| Other equipment & accessories | | 3651-599 | 12/92 | 108.2 | 108.2 | 108.2 | 0 | 0 |
| Secondary products and miscellaneous receipts | | 3651-SM | | | | | | |
| Miscellaneous receipts | | 3651-M | 12/86 | (³) | (³) | (³) | (³) | (³) |
| Resales | | 3651-Z89 | 12/86 | (³) | (³) | (³) | (³) | (³) |
| Secondary products | | 3651-S | 03/80 | 139.1 | 139.1 | 139.1 | 0 | 0 |
| Other secondary products | | 3651-SSS | 12/92 | 81.0 | 81.0 | 81.0 | 0 | 0 |
| Phonograph records and prerecorded audio tapes and disks | 3652 | | 12/84 | 85.6 | 89.8 | 85.2 | -2.2 | -5.1 |
| Primary products | | 3652-P | 12/84 | 84.2 | 88.6 | 83.9 | -2.2 | -5.3 |
| Phonograph records, compact audio discs, and other audio-encoded disk recordings | | 3652-1 | 12/84 | 97.3 | 101.4 | 96.3 | -3.2 | -5.0 |
| 45 RPM phonograph records, except monaural and 12 inch diameter | | 3652-12 | 06/92 | (³) | (³) | (³) | (³) | (³) |
| Released for wholesale, retail and/or direct distribution | | 3652-122 | 12/84 | (³) | (³) | (³) | (³) | (³) |
| 33 1/3 RPM phonograph records, except monaural and non-vinyl | | 3652-13 | 06/92 | 102.1 | (³) | 102.1 | -3.2 | (³) |
| Released for wholesale, retail and/or direct distribution | | 3652-131 | 12/84 | (³) | (³) | (³) | (³) | (³) |
| Compact audio discs (CD's) | | 3652-15 | 06/92 | 89.4 | 93.4 | 88.5 | -3.1 | -5.2 |
| Released for wholesale, retail and/or direct distribution | | 3652-152 | 06/92 | 102.4 | 107.3 | 101.4 | -2.9 | -5.5 |
| Compact disc singles | | 3652-15101 | 06/92 | 64.4 | (³) | (³) | (³) | (³) |
| Compact disc albums | | 3652-15102 | 06/92 | 102.4 | 107.6 | 101.4 | -3.0 | -5.8 |
| Manufactured on a fee or contract basis | | 3652-152 | 06/92 | 44.2 | 43.8 | 43.8 | -10.8 | 0 |
| Other disk records, including laquers and other intermediates | | 3652-162 | 12/84 | 116.3 | (³) | 116.9 | -7.2 | (³) |
| Prerecorded audio cassettes and tapes | | 3652-2 | 12/84 | 73.9 | 81.6 | 76.1 | 2.6 | -6.7 |
| Cassettes released for wholesale, retail and/or direct distribution, except DAT | | 3652-284 | 12/84 | 72.5 | 80.3 | 74.8 | 2.7 | -6.8 |
| Cassette singles | | 3652-28401 | 06/92 | (³) | (³) | (³) | (³) | (³) |
| Cassette albums | | 3652-28402 | 06/92 | 71.5 | 79.1 | 73.7 | 2.6 | -6.8 |
| Manufactured on a fee or contract basis | | 3652-288 | 12/84 | 78.0 | 78.0 | 78.0 | -5.6 | 0 |
| Secondary products and miscellaneous receipts | | 3652-SM | | | | | | |
| Miscellaneous receipts | | 3652-M | 12/84 | (³) | (³) | (³) | (³) | (³) |
| Contract work and other miscellaneous receipts | | 3652-XY9 | 12/84 | (³) | (³) | (³) | (³) | (³) |
| Communication equipment | 366 | | 12/85 | 102.8 | 102.5 | 102.9 | -1.3 | .4 |
| Telephone & telegraph apparatus | 3661 | | 12/85 | 101.8 | 101.9 | 102.0 | -2.7 | .1 |
| Primary products | | 3661-P | 12/85 | 101.6 | 101.7 | 101.8 | -2.9 | .1 |
| Telephone switching and switchboard equipment | | 3661-1 | 12/85 | 110.5 | 110.5 | 110.5 | -1.8 | 0 |
| Carrier line equipment and external modems, except consumer | | 3661-3 | 12/00 | 95.5 | 93.2 | 93.6 | -2.1 | .4 |
| Other telephone and telegraph (wire) apparatus | | 3661-4 | 12/00 | 79.0 | 80.1 | 80.1 | -4.0 | 0 |
| Secondary products and miscellaneous receipts | | 3661-SM | | | | | | |
| Miscellaneous receipts | | 3661-M | 12/85 | 123.3 | (³) | 123.3 | 0 | (³) |
| Secondary products | | 3661-S | 12/85 | 71.7 | 71.7 | 71.7 | -2.6 | 0 |
| Radio and television broadcasting and communications equipment | 3663 | | 12/91 | 96.5 | 95.7 | 96.5 | -.1 | .8 |
| Primary products | | 3663-P | 12/91 | 96.0 | 94.6 | 95.8 | 0 | 1.3 |
| Communications systems and equipment except broadcast | | 3663-1 | 12/85 | 102.2 | 100.5 | 102.2 | .2 | 1.7 |
| Radio station type, other than cellular | | 3663-115 | 12/01 | 100.5 | 100.6 | 100.4 | 1.0 | -.2 |
| Cellular system equipment | | 3663-134 | 12/01 | 86.5 | 82.5 | 86.9 | .8 | 5.3 |
| Other communications systems and equipment | | 3663-179 | 12/85 | 116.1 | 115.8 | 115.6 | -.9 | -.2 |
| Broadcast, studio, and related electronic equipment | | 3663-2 | 12/85 | 108.3 | 108.3 | 106.4 | -1.8 | -1.8 |
| Secondary products and miscellaneous receipts | | 3663-SM | | | | | | |
| Miscellaneous receipts | | 3663-M | 12/91 | 117.9 | 122.2 | 122.1 | 3.6 | -.1 |
| Secondary products | | 3663-S | 12/91 | 87.9 | 87.9 | 86.1 | -5.9 | -2.0 |
| Communications equipment, n.e.c. | 3669 | | 12/91 | 107.0 | 107.2 | 107.0 | .4 | -.2 |
| Primary products | | 3669-P | 12/91 | 111.9 | 111.9 | 111.7 | .4 | -.2 |
| Alarm systems, including electric sirens and horns | | 3669-1 | 12/85 | 110.8 | 110.8 | 110.8 | .5 | 0 |
| Vehicular and pedestrian traffic control equip. incl. railway signals & attach | | 3669-2 | 12/85 | 110.7 | 110.7 | 110.1 | .2 | -.5 |
| Intercommunication systems, incl inductive paging systems | | 3669-3 | 12/85 | 161.8 | (³) | 161.8 | -.3 | (³) |
| Secondary products and miscellaneous receipts | | 3669-SM | | | | | | |
| Miscellaneous receipts | | 3669-M | 11/95 | 50.0 | 50.8 | 50.8 | 2.4 | 0 |
| Secondary products | | 3669-S | 12/91 | 123.1 | (³) | 123.1 | -1.9 | (³) |
| Electronic components and accessories | 367 | | 12/84 | 82.4 | 81.7 | 82.0 | -3.3 | .4 |
| Electron tubes, all types | 3671 | | 12/85 | 103.5 | 103.3 | 102.8 | -1.2 | -.5 |
| Primary products | | 3671-P | 12/85 | 98.6 | 97.9 | 97.4 | -1.7 | -.5 |
| Cathode ray television picture tubes | | 3671-2 | 09/96 | 72.1 | 71.4 | 70.9 | -3.8 | -.7 |
| Color television tubes, 25 in. and under, new and rebuilt | | 3671-211 | 09/96 | 72.7 | 70.5 | 70.7 | -4.3 | .3 |

See footnotes at end of table.

Table 5. Producer price indexes for the net output of selected industries and their products, not seasonally adjusted

—Continued

| Industry and product ¹ | Industry code | Product code | Index base | Index | | | Percent change to July 2003 from: | |
|--|---------------|--------------|------------|------------------------|------------------------|------------------------|-----------------------------------|------------------|
| | | | | Mar. 2003 ² | June 2003 ² | July 2003 ² | July 2002 | June 2003 |
| All other CRT's incl. color television tubes 26 in. and greater, new and rebuilt | | 3671-212 | 09/96 | 71.5 | 72.4 | 71.2 | -3.0 | -1.7 |
| Transmitting, power and special purpose tubes | | 3671-3 | 12/85 | 153.9 | 153.6 | 153.6 | 4.2 | 0 |
| Power and special purpose tubes | | 3671-301 | 12/85 | 172.1 | 171.5 | 171.5 | 6.9 | 0 |
| Forward and backward wave tubes | | 3671-30151 | 06/90 | 132.8 | (³) | (³) | (³) | (³) |
| Light sensing tubes | | 3671-302 | 06/96 | 127.4 | 127.4 | (³) | (³) | (³) |
| Photomultipliers and other light sensing devices | | 3671-30276 | 06/96 | 99.7 | 99.7 | (³) | (³) | (³) |
| Light emitting devices | | 3671-303 | 12/85 | 137.6 | (³) | (³) | (³) | (³) |
| Industrial and military cathode ray tubes | | 3671-30385 | 12/85 | 129.9 | (³) | (³) | (³) | (³) |
| Tube parts except glass blanks | | 3671-5 | 06/96 | 105.0 | 105.0 | 105.0 | .3 | 0 |
| Secondary products and miscellaneous receipts | | 3671-SM | | | | | | |
| Printed circuit boards | 3672 | | 06/91 | 89.4 | 89.3 | 89.3 | -1.1 | 0 |
| Primary products | | 3672-P | 06/91 | 89.0 | 88.9 | 88.9 | -1.2 | 0 |
| Secondary products and miscellaneous receipts | | 3672-SM | | | | | | |
| Semiconductors and related devices | 3674 | | 12/98 | 79.4 | 78.3 | 78.7 | -6.1 | .5 |
| Primary products | | 3674-P | 12/98 | 80.8 | 79.6 | 80.0 | -6.4 | .5 |
| Integrated circuits | | 3674-1 | 12/98 | 76.3 | 74.9 | 75.5 | -7.4 | .8 |
| Digital monolithic integrated circuits | | 3674-1A | 12/98 | 62.5 | 63.5 | 63.9 | -2.9 | .6 |
| MOS memory devices | | 3674-1A1 | 12/98 | 51.4 | 53.6 | 54.4 | -3.4 | 1.5 |
| DRAM (dynamic random access memory) | | 3674-1A101 | 12/98 | 30.4 | 36.3 | 36.4 | 2.2 | .3 |
| Other MOS memory devices | | 3674-1A109 | 12/98 | 60.1 | 58.4 | 59.7 | -6.3 | 2.2 |
| Other digital MOS integrated circuits | | 3674-1A2 | 12/98 | 64.4 | 64.1 | 64.0 | -2.6 | -2.2 |
| Microprocessors | | 3674-1A201 | 12/00 | 27.5 | 19.9 | 19.9 | -50.6 | 0 |
| All other digital MOS integrated circuits | | 3674-1A209 | 12/98 | 79.5 | 79.5 | 79.4 | -1.4 | -1.1 |
| Other digital integrated circuits, including bipolar and nonsilicon | | 3674-1A9 | 12/98 | (³) | (³) | (³) | (³) | (³) |
| Hybrid integrated circuits | | 3674-1C | 06/81 | 91.5 | 91.5 | 91.5 | -8 | 0 |
| Non-digital monolithic integrated circuits (e.g., linear, analog) | | 3674-1D | 06/81 | 76.8 | 73.2 | 73.9 | -11.4 | 1.0 |
| Transistors | | 3674-2 | 06/81 | 68.3 | 67.8 | 67.8 | -1 | 0 |
| Diodes and rectifiers (other than LEDs) | | 3674-3 | 06/81 | 115.7 | 114.5 | 114.4 | -6 | -1.1 |
| Other semiconductor devices and parts | | 3674-9 | 06/81 | 81.1 | 80.7 | 80.3 | -4.6 | -5 |
| Other finished semiconductor devices | | 3674-901 | 12/96 | 98.8 | 98.8 | 98.8 | -1.5 | 0 |
| Dice and wafers | | 3674-902 | 06/81 | 58.7 | 58.2 | 57.5 | -8.4 | -1.2 |
| Parts and other semifinished devices | | 3674-909 | 06/81 | 118.0 | 117.8 | 117.8 | -.9 | 0 |
| Secondary products and miscellaneous receipts | | 3674-SM | | | | | | |
| Secondary products | | 3674-S | 06/81 | 116.0 | (³) | (³) | (³) | (³) |
| Other secondary products | | 3674-SSS | 06/81 | (³) | (³) | (³) | (³) | (³) |
| Electronic components, n.e.c. | | 3679-S | 06/81 | (³) | (³) | (³) | (³) | (³) |
| Capacitors for electronic circuitry | 3675 | | 06/81 | 126.7 | 122.6 | 121.3 | -10.6 | -1.1 |
| Primary products | | 3675-P | 06/81 | 130.1 | 125.0 | 122.9 | -12.8 | -1.7 |
| Capacitors for electronic circuitry | | 3675-11 | 06/81 | 130.1 | 125.0 | 122.9 | -12.8 | -1.7 |
| Secondary products and miscellaneous receipts | | 3675-SM | | | | | | |
| Miscellaneous receipts | | 3675-M | 12/92 | 110.1 | (³) | (³) | (³) | (³) |
| Secondary products | | 3675-S | 06/81 | 108.6 | (³) | 111.3 | 2.0 | (³) |
| Electronic resistors | 3676 | | 12/80 | 177.7 | 175.9 | 175.6 | -5.2 | -2 |
| Primary products | | 3676-P | 12/80 | 193.4 | 193.4 | 193.8 | -.2 | .2 |
| Fixed, surface mounted, excluding carbon types | | 3676-11 | 12/96 | 87.6 | 88.1 | 88.1 | -1.2 | 0 |
| Fixed, having two leads, excluding carbon types | | 3676-12 | 12/92 | 116.1 | 115.7 | 115.7 | -.6 | 0 |
| Resistor networks, having more than two leads | | 3676-13 | 12/80 | 74.6 | 74.6 | 74.6 | 0 | 0 |
| Nonlinear resistors, including thermistors and varistors | | 3676-15 | 12/92 | 98.4 | 98.4 | 98.4 | -2.4 | 0 |
| Resistor parts and other resistors, incl fixed carbon and wirewound variable ... | | 3676-19 | 12/96 | 129.1 | 129.5 | 130.9 | 1.7 | 1.1 |
| Secondary products and miscellaneous receipts | | 3676-SM | | | | | | |
| Electronic coils, transformers, and other inductors | 3677 | | 06/82 | 129.9 | 130.1 | 130.1 | -1.0 | 0 |
| Primary products | | 3677-P | 06/82 | 128.4 | 128.7 | 128.7 | -1.1 | 0 |
| Secondary products and miscellaneous receipts | | 3677-SM | | | | | | |
| Secondary products | | 3677-S | 06/82 | 122.6 | (³) | 122.6 | 2.5 | (³) |
| Electronic connector manufacturing | 3678 | | 12/80 | 160.0 | 160.3 | 161.4 | .6 | .7 |
| Primary products | | 3678-P | 12/80 | 157.0 | 157.3 | 158.5 | .6 | .8 |
| Coaxial (RF) connectors | | 3678-1 | 12/80 | (³) | (³) | 241.8 | (³) | (³) |
| Cylindrical connectors | | 3678-2 | 12/80 | 181.9 | 184.7 | (³) | (³) | (³) |
| Rack and panel connectors (rectangular) | | 3678-3 | 12/80 | 126.1 | (³) | 132.7 | 4.1 | (³) |
| Printed circuit connectors | | 3678-4 | 12/80 | 116.1 | (³) | 116.7 | -.4 | (³) |
| Other connectors, including parts | | 3678-5 | 12/80 | 158.2 | 158.2 | 158.7 | 1.0 | .3 |
| Miscellaneous receipts | | 3678-M | 02/00 | (³) | (³) | 98.6 | (³) | (³) |
| Miscellaneous receipts | | 3678-MM | 06/03 | (³) | 100.0 | 98.6 | (³) | -1.4 |
| Secondary products | | 3678-S | 05/99 | 108.2 | (³) | (³) | (³) | (³) |
| Electronic components, n.e.c. | 3679 | | 06/82 | 110.9 | 110.4 | 111.0 | .7 | .5 |
| Primary products | | 3679-P | 06/82 | 112.0 | 111.4 | 112.2 | .7 | .7 |
| Crystals, filters, piezoelectric, and related devices, except microwave filters ... | | 3679-A | 06/82 | 109.6 | 109.6 | 109.6 | -.2 | 0 |
| Microwave components and devices, except antennae, tubes, and semiconductors | | 3679-B | 06/82 | 157.2 | (³) | (³) | (³) | (³) |

See footnotes at end of table.

Table 5. Producer price indexes for the net output of selected industries and their products, not seasonally adjusted
—Continued

| Industry and product ¹ | Industry code | Product code | Index base | Index | | | Percent change to July 2003 from: | |
|---|---------------|--------------|------------|------------------------|------------------------|------------------------|-----------------------------------|------------------|
| | | | | Mar. 2003 ² | June 2003 ² | July 2003 ² | July 2002 | June 2003 |
| Electronic components, n.e.c.—Continued | | | | | | | | |
| Switches, mechanical, for electronic circuitry | | 3679-D | 06/82 | 165.0 | (³) | 165.0 | -0.4 | (³) |
| Printed circuit assemblies (loaded boards, subassemblies, & modules) | | 3679-E | 06/82 | 110.1 | 109.4 | 110.4 | 1.1 | .9 |
| Computer and peripheral printed circuit assemblies | | 3679-E01 | 06/00 | 81.6 | 78.7 | 80.3 | -2.3 | 2.0 |
| Communications printed circuit assemblies | | 3679-E02 | 06/00 | 95.0 | 95.0 | 96.9 | 2.1 | 2.0 |
| Other printed circuit assemblies | | 3679-E03 | 06/00 | 100.4 | 102.8 | 102.2 | 4.5 | -6 |
| Other electronic components, n.e.c. | | 3679-F | 06/94 | 97.6 | 97.6 | 97.7 | -.3 | .1 |
| Secondary products and miscellaneous receipts | | 3679-SM | | | | | | |
| Miscellaneous receipts | | 3679-M | 06/82 | 114.4 | (³) | (³) | (³) | (³) |
| Resales | | 3679-Z89 | 12/86 | 86.7 | (³) | (³) | (³) | (³) |
| Secondary products | | 3679-S | 06/82 | 108.7 | 108.8 | 108.7 | 2.3 | -.1 |
| Miscellaneous electrical machinery, equipment, and supplies | 369 | | 12/84 | 112.0 | 112.0 | 111.8 | -1.1 | -.2 |
| Storage Batteries | 3691 | | 12/84 | 117.3 | 116.7 | 116.4 | -1.9 | -.3 |
| Primary products | | 3691-P | 12/84 | 115.8 | 115.1 | 114.8 | -2.0 | -.3 |
| Lead acid type, BCI dimensional size group 8D or smaller | | 3691-3 | 12/84 | 111.1 | 111.2 | 110.7 | -.6 | -.4 |
| Lead acid type, larger than BCI dimensional size group 8D | | 3691-4 | 12/84 | 131.4 | 128.4 | 128.6 | -6.0 | .2 |
| Storage batteries, except lead acid, including parts for all storage batteries .. | | 3691-5 | 02/85 | 139.8 | 138.6 | 138.6 | -.8 | 0 |
| Secondary and miscellaneous receipts | | 3691-SM | | | | | | |
| Primary batteries, dry and wet | 3692 | | 12/80 | 163.4 | 163.6 | 162.9 | -9.2 | -.4 |
| Primary products | | 3692-P | 12/80 | 167.2 | 167.4 | 166.6 | -9.3 | -.5 |
| All primary batteries, dry and wet | | 3692-9 | 06/03 | (³) | 100.0 | 99.5 | (³) | -.5 |
| Secondary products and miscellaneous receipts | | 3692-SM | | | | | | |
| Secondary products | | 3692-S | 12/80 | (³) | (³) | 269.8 | (³) | (³) |
| Electrical equipment for internal combustion engines | 3694 | | 12/82 | 127.6 | 127.5 | 127.4 | -.5 | -.1 |
| Primary products | | 3694-P | 12/82 | 124.1 | 124.1 | 124.0 | -.5 | -.1 |
| Ignition harness and cable sets | | 3694-1 | 12/82 | 132.9 | 134.2 | 134.1 | .4 | -.1 |
| Battery charging alternators, generators, and regulators | | 3694-2 | 12/82 | 126.7 | 126.4 | 126.4 | -2.1 | 0 |
| Starting motors (engine cranking) | | 3694-3 | 12/82 | 116.1 | 115.3 | 115.4 | -2.0 | .1 |
| Spark plugs | | 3694-4 | 12/82 | 119.7 | 119.7 | 119.7 | .2 | 0 |
| Complete electrical &/or electronic equip for internal combustion engine, n.e.c. | | 3694-5 | 12/82 | 113.7 | 113.7 | 113.7 | .7 | 0 |
| Parts for engine electrical and/or electronic equipment | | 3694-6 | 12/82 | 154.4 | 153.7 | 151.8 | -2.4 | -1.2 |
| Secondary products and miscellaneous receipts | | 3694-SM | | | | | | |
| Secondary products | | 3694-S | 12/82 | 123.4 | 123.2 | 123.1 | -.5 | -.1 |
| Magnetic and optical recording media | 3695 | | 06/91 | 73.2 | 73.2 | 72.5 | -.8 | -1.0 |
| Primary products | | 3695-P | 06/91 | 73.6 | 73.6 | 73.0 | -.7 | -.8 |
| Optical disks, blank | | 3695-4 | | | | | | |
| Electronic and electrical equipment and supplies, n.e.c. | 3699 | | 12/85 | 119.5 | 120.3 | 120.3 | 1.3 | 0 |
| Primary products | | 3699-P | 12/85 | 121.0 | 121.0 | 120.9 | .7 | -.1 |
| Electrical products, n.e.c. (excluding garage door openers) | | 3699-A | 12/00 | 95.3 | 95.1 | 95.1 | .4 | 0 |
| Electronic teaching, training, & simulation machines and aids, incl. kits | | 3699-1 | 12/91 | 107.7 | 107.7 | 107.7 | 1.7 | 0 |
| Laser systems and equipment, except communication, medical & surveying types | | 3699-2 | 12/85 | 99.9 | 99.9 | 99.9 | 1.0 | 0 |
| Ultrasonic equipment (except medical and dental) | | 3699-5 | 12/91 | 131.3 | (³) | 131.3 | 1.2 | (³) |
| Appliance wire and flexible cord sets | | 3699-6 | 12/85 | 144.7 | 145.0 | 144.9 | -.1 | -.1 |
| Electronic sys. & equip., n.e.c. (incl auto. garage door opener & amplifier) | | 3699-9 | 12/00 | 101.2 | 101.2 | 101.2 | -.2 | 0 |
| Secondary products and miscellaneous receipts | | 3699-SM | | | | | | |
| Miscellaneous receipts | | 3699-M | 01/86 | 78.9 | 85.8 | 85.8 | 8.6 | 0 |
| Resales | | 3699-Z89 | 01/86 | 94.9 | 94.9 | 94.9 | -1.4 | 0 |
| Secondary products | | 3699-S | 12/85 | 132.8 | (³) | 132.8 | -.3 | (³) |
| Transportation equipment | 37 | | 12/84 | 139.8 | 136.7 | 136.6 | .8 | -.1 |
| Motor vehicles and motor vehicle equipment | 371 | | 12/84 | 129.0 | 124.5 | 124.1 | -.2 | -.3 |
| Motor vehicles and passenger car bodies | 3711 | | 06/82 | 138.5 | 131.8 | 131.2 | -.1 | -.5 |
| Primary products | | 3711-P | 06/82 | 137.8 | 131.1 | 130.5 | -.1 | -.5 |
| Passenger cars and chassis | | 3711-1 | 06/82 | 132.6 | 126.9 | 126.3 | .5 | -.5 |
| Passenger cars | | 3711-111 | 06/82 | 132.6 | 126.9 | 126.3 | .5 | -.5 |
| Buses and fire department vehicles | | 3711-3 | 06/82 | 163.8 | 163.8 | 163.8 | 3.4 | 0 |
| Trucks, truck tractors and truck chassis: 10,000 lbs. and less | | 3711-6 | 06/82 | 152.8 | 143.0 | 142.3 | -.9 | -.5 |
| Trucks, truck tractors and truck chassis: 19,501 to 33,000 lbs | | 3711-8 | 12/99 | 104.7 | (³) | 107.4 | 3.3 | (³) |
| 19,501 to 26,000 lbs | | 3711-811 | 06/87 | 152.1 | (³) | 156.0 | 3.2 | (³) |
| 26,001 to 33,000 lbs | | 3711-812 | 09/93 | 107.7 | (³) | 110.3 | 3.2 | (³) |
| Trucks, truck tractors and truck chassis: 33,001 lbs. or more | | 3711-9 | 06/87 | 142.7 | 141.0 | 139.4 | -.6 | -1.1 |
| Secondary products and miscellaneous receipts | | 3711-SM | | | | | | |
| Truck and bus bodies | 3713 | | 12/82 | 167.0 | 167.2 | 167.3 | .9 | .1 |
| Primary products | | 3713-P | 12/82 | 167.5 | 167.7 | 167.8 | .9 | .1 |
| Truck, bus, and other vehicle bodies (sold separately) | | 3713-1 | 12/82 | 166.0 | 166.2 | 166.3 | 1.0 | .1 |
| Dump truck bodies | | 3713-133 | 12/82 | 158.0 | 158.0 | 158.0 | 0 | 0 |

See footnotes at end of table.

Table 5. Producer price indexes for the net output of selected industries and their products, not seasonally adjusted

—Continued

| Industry and product ¹ | Industry code | Product code | Index base | Index | | | Percent change to July 2003 from: | |
|---|---------------|--------------|------------|------------------------|------------------------|------------------------|-----------------------------------|------------------|
| | | | | Mar. 2003 ² | June 2003 ² | July 2003 ² | July 2002 | June 2003 |
| Truck and bus bodies—Continued | | | | | | | | |
| Refuse and garbage (packer type) | | 3713-139 | 12/82 | 191.1 | 191.1 | 191.1 | 0.4 | 0.0 |
| Van bodies | | 3713-147 | 12/00 | 102.6 | 102.6 | 102.7 | .5 | .1 |
| Other vehicle bodies | | 3713-159 | 12/00 | 104.5 | 104.6 | 104.7 | 1.3 | .1 |
| Complete vehicles produced on purchased chassis | | 3713-2 | 12/82 | 174.8 | 175.3 | 175.3 | .8 | 0 |
| Emergency vehicles | | 3713-2A | 12/82 | 200.6 | 200.6 | 200.6 | 1.0 | 0 |
| Other complete vehicles | | 3713-2D | 12/00 | 101.6 | 102.1 | 102.1 | .8 | 0 |
| Secondary products and miscellaneous receipts | | 3713-SM | | | | | | |
| Miscellaneous receipts | | 3713-M | 12/82 | 178.9 | 178.9 | 178.9 | 1.5 | 0 |
| Secondary products | | 3713-S | 12/82 | 145.2 | 145.2 | 145.2 | -2 | 0 |
| Motor vehicle parts and accessories | 3714 | | 12/82 | 110.1 | 110.2 | 110.1 | -1.1 | -1 |
| Primary products | | 3714-P | 12/82 | 108.6 | 108.7 | 108.7 | -9 | 0 |
| Rebuilt parts | | 3714-A | 12/82 | 136.8 | 137.1 | 137.0 | -2 | -1 |
| Gasoline engines and gasoline engine parts, new | | 3714-2 | 12/88 | 94.4 | 95.2 | 95.1 | -2.1 | -1 |
| Gasoline engines, new | | 3714-201 | 04/83 | 104.0 | (³) | 105.6 | -2.9 | (³) |
| Radiators, complete or parts, including thermostats | | 3714-261 | 12/99 | 96.0 | 96.0 | 96.5 | .7 | .5 |
| All other parts and accessories for gasoline engines, new | | 3714-299 | 12/99 | 97.8 | 97.8 | 97.3 | -1.0 | -5 |
| Filters, new | | 3714-4 | 12/82 | 116.9 | (³) | 119.1 | 2.1 | (³) |
| Exhaust system parts, new | | 3714-5 | 12/88 | 116.1 | 115.9 | 115.9 | -2 | 0 |
| Catalytic converters | | 3714-503 | 12/88 | 101.2 | (³) | 101.2 | -1 | (³) |
| Mufflers and pipes | | 3714-504 | 12/99 | 93.2 | 92.9 | 92.9 | -1 | 0 |
| Drive train components, new, except wheels and brakes | | 3714-6 | 12/88 | 103.8 | 103.7 | 103.7 | -1.4 | 0 |
| Transmissions and transmission parts, except auxiliary | | 3714-61 | 12/82 | 109.3 | 109.3 | 109.2 | -2.6 | -1 |
| Transmission parts | | 3714-613 | 12/88 | 97.7 | 97.7 | 97.7 | -1.2 | 0 |
| Complete transmissions | | 3714-614 | 12/99 | 97.6 | 97.6 | 97.5 | -2.7 | -1 |
| Axles and axle parts | | 3714-635 | 12/88 | 100.9 | 100.9 | 100.9 | -6 | 0 |
| Other drivetrain components | | 3714-699 | 12/99 | 100.9 | 100.6 | 100.7 | -6 | .1 |
| Motor vehicle wheels, new | | 3714-7 | 12/88 | 112.7 | 112.0 | 111.9 | -1.3 | -1 |
| Brake parts and assemblies, new | | 3714-8 | 12/88 | 106.2 | 106.3 | 106.3 | -3 | 0 |
| Drum brake assemblies and parts, including shoes | | 3714-82 | 12/99 | 99.3 | 99.3 | 99.3 | -4 | 0 |
| Disc brake assemblies and parts, including linings | | 3714-83 | 12/99 | 97.5 | 97.5 | 97.7 | .5 | .2 |
| Other brake parts, including cylinders, actuation units, & valves | | 3714-84 | 12/99 | 97.8 | 97.9 | 97.8 | -7 | -1 |
| All other motor vehicle parts and accessories, new | | 3714-9 | 12/88 | 100.7 | 100.6 | 100.5 | -2 | -1 |
| Bumper assemblies, bumpers, and parts | | 3714-901 | 12/88 | 90.8 | 90.8 | 89.2 | -2.0 | -1.8 |
| Steering and suspension equipment | | 3714-92 | 12/99 | 100.2 | 99.9 | 100.0 | .1 | .1 |
| Steering wheels, columns, & gearboxes | | 3714-921 | 12/94 | 94.3 | 93.9 | 94.3 | -3 | .4 |
| Shock absorbers | | 3714-925 | 12/88 | 107.5 | (³) | (³) | (³) | (³) |
| Steering idler arms, drag links, and control arms | | 3714-927 | 12/82 | 131.6 | 131.6 | (³) | (³) | (³) |
| Other steering and suspension equipment, including ball joints and tie rod ends | | 3714-929 | 12/99 | 99.3 | 98.7 | 98.7 | -1 | 0 |
| Airbag assemblies and parts | | 3714-931 | 12/99 | 93.2 | 93.1 | 92.8 | -1.1 | -3 |
| All other parts and accessories | | 3714-999 | 12/99 | 97.3 | 97.3 | 97.3 | 0 | 0 |
| Secondary products and miscellaneous | | 3714-SM | | | | | | |
| Miscellaneous receipts | | 3714-MMM | 12/99 | 104.0 | 104.2 | 102.4 | -4.1 | -1.7 |
| Secondary products | | 3714-SSS | 12/82 | 126.1 | 125.9 | 125.8 | -6 | -1 |
| Truck trailers | 3715 | | 12/79 | 157.1 | 157.1 | 157.1 | .9 | 0 |
| Primary products | | 3715-P | 12/79 | 155.7 | 155.7 | 155.6 | .9 | -1 |
| Truck trailers and chassis (10,000 lbs per axle and over) | | 3715-1 | 12/79 | 154.6 | 154.5 | 154.4 | .8 | -1 |
| Vans | | 3715-1A | 12/79 | 165.3 | 164.8 | 164.7 | .7 | -1 |
| Closed top vans | | 3715-11 | 12/80 | 160.8 | 160.4 | 160.3 | .7 | -1 |
| All other closed-top dry freight vans, all material types | | 3715-116 | 12/95 | 107.2 | 106.8 | 106.7 | .5 | -1 |
| Tank trailers | | 3715-1B | 12/79 | 151.1 | 153.3 | 153.3 | 4.4 | 0 |
| Tanks for flammable liquids (except casing head transport) | | 3715-121 | 07/93 | 111.9 | 112.6 | 112.6 | 5.5 | 0 |
| All other tank trailers, including non-coated for chemicals and acids | | 3715-124 | 12/86 | 147.1 | 147.7 | 147.7 | 6.3 | 0 |
| Complete trailer units (10,000 lbs. per axle and over), except vans and tanks | | 3715-1D | 12/80 | 140.9 | 140.9 | 140.9 | .2 | 0 |
| Low-bed heavy haulers | | 3715-141 | 12/79 | 135.7 | 135.7 | 135.7 | -7 | 0 |
| Low bed heavy haulers, less than 40 ton capacity | | 3715-1411 | 12/80 | 141.0 | 141.0 | 141.0 | -1.9 | 0 |
| Low bed heavy haulers, 40 ton or more capacity | | 3715-1412 | 12/80 | (³) | 122.3 | (³) | (³) | (³) |
| Bulk commodity and dry materials, including pneumatic and mechanical discharge | | 3715-142 | 12/79 | 148.1 | 148.1 | 148.1 | 0 | 0 |
| Dump trailers and chassis, highway type | | 3715-143 | 12/79 | 151.9 | 151.9 | 151.9 | .4 | 0 |
| Platform trailers | | 3715-146 | 12/79 | 146.1 | 146.4 | 146.4 | .9 | 0 |
| Other trailer units, except detachable | | 3715-149 | 12/79 | 141.7 | 141.7 | 141.7 | -4 | 0 |
| Truck trailers and chassis, under 10,000 lbs. per axle | | 3715-2 | 11/84 | 145.9 | 148.6 | 148.6 | 3.4 | 0 |
| Other truck trailers, under 10,000 lbs per axle | | 3715-22 | 11/84 | 145.9 | 148.6 | 148.6 | 3.4 | 0 |
| Secondary products and miscellaneous receipts | | 3715-SM | | | | | | |
| Secondary products | | 3715-S | 12/79 | 166.5 | 166.5 | 166.5 | 2.5 | 0 |
| Motor homes built on purchased chassis | 3716 | | 06/84 | 156.4 | 157.4 | 158.4 | 1.7 | .6 |
| Primary products | | 3716-P | 06/84 | 157.8 | 158.9 | 159.5 | 1.7 | .4 |
| Conventional (type A) | | 3716-101 | 06/84 | 160.4 | 161.2 | 162.1 | 1.5 | .6 |
| Other motor homes | | 3716-102 | 12/97 | (³) | (³) | (³) | (³) | (³) |
| Secondary products and miscellaneous receipts | | 3716-SM | | | | | | |
| Secondary products | | 3716-S | 12/97 | 106.2 | 106.2 | 108.8 | 2.4 | 2.4 |

See footnotes at end of table.

Table 5. Producer price indexes for the net output of selected industries and their products, not seasonally adjusted

—Continued

| Industry and product ¹ | Industry code | Product code | Index base | Index | | | Percent change to July 2003 from: | |
|---|---------------|--------------|------------|------------------------|------------------------|------------------------|-----------------------------------|------------------|
| | | | | Mar. 2003 ² | June 2003 ² | July 2003 ² | July 2002 | June 2003 |
| Aircraft and parts | 372 | | 06/85 | 160.5 | 161.6 | 162.8 | 3.6 | 0.7 |
| Aircraft | 3721 | | 12/85 | 161.8 | 163.8 | 165.0 | 3.9 | .7 |
| Primary products | | 3721-P | 12/85 | 160.4 | 162.5 | 163.8 | 3.7 | .8 |
| Complete civilian aircraft | | 3721-5 | 12/85 | 175.2 | 178.8 | 181.2 | 6.1 | 1.3 |
| Fixed wing powered (single and multiengine) | | 3721-51 | 12/85 | 175.7 | 179.2 | 181.7 | 6.1 | 1.4 |
| 4,405 lbs. (2,000 kg.) unladen weight or less | | 3721-512 | 12/92 | 145.3 | 145.3 | 145.3 | 2.5 | 0 |
| Unladen weight exceeding 4,405 lbs (2,000 kg.) | | 3721-513 | 12/92 | 136.0 | 138.8 | 140.7 | 6.2 | 1.4 |
| Rotary wing (helicopters, autogiros) | | 3721-53 | 12/85 | 153.3 | (³) | (³) | (³) | (³) |
| 4,405 lbs. (2,000 kg.) unladen weight or less | | 3721-532 | 12/92 | 116.6 | (³) | (³) | (³) | (³) |
| Modifications, conversions, and overhaul of previously accepted aircraft | | 3721-7 | | | | | | |
| For civilian customers | | 3721-721 | 12/85 | 138.9 | (³) | 138.9 | -.1 | (³) |
| Secondary products and miscellaneous receipts | | 3721-SM | | | | | | |
| Secondary products | | 3721-S | 12/85 | 142.7 | 142.7 | 142.7 | 2.5 | 0 |
| Aircraft equipment, not elsewhere classified | | 3728-S | 12/85 | 139.6 | 139.6 | 139.6 | 2.5 | 0 |
| Aircraft engines and engine parts | 3724 | | 12/85 | 152.7 | 151.5 | 153.7 | 5.5 | 1.5 |
| Primary products | | 3724-P | 12/85 | 155.5 | 153.5 | 156.3 | 6.3 | 1.8 |
| Aircraft engines for civilian aircraft | | 3724-2 | 12/85 | 168.2 | (³) | 171.3 | 9.1 | (³) |
| Reciprocating, turbojet, and turboprop aircraft engines | | 3724-211 | 12/91 | 133.6 | (³) | 136.1 | 9.1 | (³) |
| Aircraft engine parts and accessories | | 3724-4 | 12/85 | 160.1 | 160.0 | 160.0 | 6.0 | 0 |
| Aircraft engines parts/accessories for military aircraft engines | | 3724-41 | 12/91 | 100.0 | 100.0 | 100.0 | -1.1 | 0 |
| For reciprocating or rotary internal combustion engines | | 3724-411 | 12/91 | 91.8 | 91.8 | 91.8 | -1.0 | 0 |
| For all other aircraft engines | | 3724-412 | 12/91 | 105.0 | 105.2 | 105.1 | -1.7 | -1.1 |
| Aircraft engines parts/accessories for civilian aircraft engines | | 3724-42 | 12/91 | 147.9 | 147.8 | 147.8 | 8.4 | 0 |
| For all other aircraft engines | | 3724-422 | 12/91 | 157.4 | 157.3 | 157.2 | 6.2 | -1.1 |
| Secondary products and miscellaneous receipts | | 3724-SM | | | | | | |
| Secondary products | | 3724-S | 12/85 | 145.0 | 147.4 | 147.4 | 1.7 | 0 |
| Other secondary products | | 3724-SSS | 12/85 | 142.5 | 142.5 | 142.5 | 0 | 0 |
| Aircraft parts and equipment, n.e.c. | 3728 | | 06/85 | 147.8 | 147.4 | 147.6 | -.3 | .1 |
| Primary products | | 3728-P | 06/85 | 147.3 | 146.9 | 147.1 | -.3 | .1 |
| Aircraft parts, excluding propellers, rotors, and fluid power subassemblies | | 3728-2 | 06/85 | 145.5 | 145.0 | 145.2 | -.1 | .1 |
| Aircraft hydraulic and pneumatic subassemblies | | 3728-4 | 12/99 | 97.6 | (³) | 97.6 | -2.7 | (³) |
| Aircraft propellers and helicopter rotors | | 3728-6 | 12/91 | 132.3 | 132.7 | 132.6 | 1.8 | -1.1 |
| Secondary products and miscellaneous receipts | | 3728-SM | | | | | | |
| Miscellaneous receipts | | 3728-M | 02/95 | 111.1 | (³) | 111.1 | -5.7 | (³) |
| Secondary products | | 3728-S | 06/85 | 162.0 | 162.0 | 162.0 | 1.7 | 0 |
| Ship and boat building and repairing | 373 | | 12/84 | 161.4 | 161.6 | 162.3 | 3.2 | .4 |
| Ship building and repairing | 3731 | | 12/85 | 150.0 | 150.1 | 150.1 | 3.9 | 0 |
| Primary products | | 3731-P | 12/85 | 151.1 | 151.2 | 151.2 | 3.8 | 0 |
| Nonpropelled ships, new, U.S. military and nonmilitary | | 3731-1 | 12/85 | 122.3 | 122.3 | 122.3 | .1 | 0 |
| Self-propelled ships, new, U.S. military | | 3731-2 | 12/85 | 148.1 | (³) | (³) | (³) | (³) |
| Self-propelled ships, new, U.S. military | | 3731-211 | 12/85 | 148.1 | (³) | (³) | (³) | (³) |
| Self-propelled ships, new, nonmilitary | | 3731-3 | 12/85 | 170.5 | 170.5 | 170.5 | 3.8 | 0 |
| Other self-propelled nonmilitary ships | | 3731-339 | 12/88 | 141.3 | 141.3 | 141.3 | (³) | 0 |
| Ship repair, conversion, reconversion, U.S. military | | 3731-4 | 12/85 | 160.1 | 160.1 | 159.9 | -.9 | -1.1 |
| Conversions and reconversions | | 3731-411 | 06/96 | 114.7 | 114.7 | 114.6 | -.1 | -1.1 |
| All other repairs | | 3731-413 | 06/96 | 120.9 | 120.9 | 120.9 | -2.3 | 0 |
| Ship repair, conversion, reconversion, nonmilitary | | 3731-6 | 12/85 | 148.1 | 149.3 | 149.4 | 6.3 | .1 |
| All other repairs | | 3731-621 | 06/96 | 122.3 | 123.3 | 123.3 | 6.3 | 0 |
| Secondary products and miscellaneous receipts | | 3731-SM | | | | | | |
| Secondary products | | 3731-S | | | | | | |
| Boat building and repairing | 3732 | | 12/81 | 192.9 | 193.2 | 195.4 | 2.3 | 1.1 |
| Primary products | | 3732-P | 12/81 | 191.6 | 191.9 | 194.2 | 2.4 | 1.2 |
| Outboard motorboats | | 3732-2 | 12/81 | 198.1 | 198.6 | 204.7 | 3.7 | 3.1 |
| Wood and metal | | 3732-24 | 12/88 | 165.5 | 165.6 | 173.8 | 5.5 | 5.0 |
| Other outboard motorboats including bass, houseboats, center consoles, etc. | | 3732-246 | 06/96 | 118.3 | 118.4 | 121.0 | 3.8 | 2.2 |
| Plastics (reinforced), fiberglass | | 3732-25 | 12/88 | 143.6 | 144.2 | 146.7 | 2.4 | 1.7 |
| Runabouts | | 3732-251 | 12/88 | 146.4 | 146.4 | 146.4 | .5 | 0 |
| Cabin cruisers | | 3732-253 | 12/88 | 140.8 | 141.8 | 141.7 | -.1 | -1.1 |
| Other outboard motorboats | | 3732-256 | 06/96 | 118.8 | 119.7 | 124.4 | 4.8 | 3.9 |
| Inboard motorboats | | 3732-3 | 12/81 | 198.2 | 198.2 | 198.7 | 2.2 | .3 |
| Runabouts | | 3732-321 | 12/81 | 193.2 | 193.2 | 195.2 | 2.1 | 1.0 |
| Less than 26 ft. LOA | | 3732-32101 | 12/88 | 150.9 | 150.9 | 152.5 | 2.1 | 1.1 |
| Cabin cruisers | | 3732-322 | 12/81 | 203.3 | 203.3 | 203.5 | 2.2 | .1 |
| 40 ft. to less than 65 ft. LOA | | 3732-32203 | 12/88 | 168.3 | 168.3 | 168.3 | 1.8 | 0 |
| Other inboard motorboats | | 3732-324 | 06/96 | 121.4 | 121.4 | 121.4 | 1.4 | 0 |
| Inboard-outdrive motorboats | | 3732-4 | 12/81 | 175.6 | 175.8 | 177.3 | 1.6 | .9 |
| Runabouts | | 3732-431 | 06/96 | 123.1 | 123.3 | 124.3 | 1.6 | .8 |
| Cabin cruisers | | 3732-441 | 06/96 | 115.0 | 115.0 | 115.6 | .6 | .5 |
| Other inboard-outdrive motorboats | | 3732-451 | 06/96 | 123.4 | 123.4 | 125.0 | 5.2 | 1.3 |
| All other boats | | 3732-7 | 12/81 | 182.5 | 183.5 | 184.2 | 3.1 | .4 |

See footnotes at end of table.

Table 5. Producer price indexes for the net output of selected industries and their products, not seasonally adjusted
—Continued

| Industry and product ¹ | Industry code | Product code | Index base | Index | | | Percent change to July 2003 from: | |
|---|---------------|--------------|------------|------------------------|------------------------|------------------------|-----------------------------------|------------------|
| | | | | Mar. 2003 ² | June 2003 ² | July 2003 ² | July 2002 | June 2003 |
| Boat building and repairing—Continued | | | | | | | | |
| Sailboats, with or without auxiliary power | | 3732-71 | 12/81 | 182.3 | 184.4 | 184.6 | 2.2 | 0.1 |
| 13.13 ft. to 21.33 ft. LOA | | 3732-71102 | 06/96 | 117.4 | (³) | 119.8 | 5.5 | (³) |
| 29.53 ft. to 39.03 ft. LOA | | 3732-71104 | 06/96 | 121.2 | (³) | (³) | (³) | (³) |
| Other boats | | 3732-72 | 12/81 | 179.8 | 178.9 | 180.4 | 5.1 | .8 |
| Canoes | | 3732-721 | 12/88 | 170.8 | 167.7 | 170.5 | 2.9 | 1.7 |
| All other boats, n.e.c. | | 3732-723 | 12/88 | 136.6 | 136.6 | 137.3 | 6.1 | .5 |
| Boat repair, military and non-military | | 3732-8 | 12/81 | 207.6 | 207.6 | 207.6 | 1.0 | 0 |
| Repair of non-military boats | | 3732-821 | 12/81 | 207.6 | 207.6 | 207.6 | 1.0 | 0 |
| Secondary products and miscellaneous receipts | | 3732-SM | | | | | | |
| Miscellaneous receipts | | 3732-M | 12/88 | 175.8 | 175.8 | 175.8 | .7 | 0 |
| Contract work and miscellaneous receipts | | 3732-XY9 | 06/96 | 140.0 | 140.0 | 140.0 | 1.1 | 0 |
| Resales | | 3732-Z89 | 12/88 | 173.0 | 173.0 | 173.0 | .6 | 0 |
| Secondary products | | 3732-S | 12/81 | 199.2 | 201.5 | 203.7 | 4.1 | 1.1 |
| Railroad equipment | 374 | | 06/84 | 128.2 | 129.1 | 130.2 | 1.9 | .9 |
| Railroad equipment | 3743 | | 06/84 | 128.2 | 129.0 | 130.1 | 1.8 | .9 |
| Primary products | | 3743-P | 06/84 | 130.6 | 131.6 | 132.8 | 2.1 | .9 |
| Locomotives and locomotive parts | | 3743-1 | 06/84 | 126.3 | 127.5 | 128.5 | .8 | .8 |
| Passenger and freight train cars, new (excl. parts) | | 3743-2 | 06/84 | 132.8 | 134.1 | 136.3 | 4.6 | 1.6 |
| Street, subway, trolley, and rapid transit cars, all rebuilt cars, and all parts | | 3743-3 | 06/84 | 131.5 | 131.5 | 131.5 | -2 | 0 |
| Street, subway, trolley, and rapid transit cars, new and rebuilt | | 3743-35 | 12/01 | 100.0 | (³) | 100.0 | 0 | (³) |
| Parts and accessories for railroad and street cars | | 3743-37 | 06/84 | 125.5 | 125.4 | 125.4 | -2 | 0 |
| Air brake and other brake equipment | | 3743-371 | 06/84 | 123.4 | 123.9 | 124.0 | .9 | .1 |
| All other railroad and streetcar parts and accessories, incl. truck assemblies | | 3743-379 | 06/84 | 125.6 | 125.5 | 125.5 | -.4 | 0 |
| Secondary products and miscellaneous receipts | | 3743-SM | | | | | | |
| Secondary products | | 3743-SSS | 12/01 | 100.1 | 100.1 | 100.1 | 0 | 0 |
| Motorcycles, bicycles, and parts | 375 | | 12/84 | 129.0 | 129.0 | 128.3 | .4 | -.5 |
| Motorcycles, bicycles, and parts | 3751 | | 12/84 | 128.9 | 128.9 | 128.2 | .4 | -.5 |
| Primary products | | 3751-P | 12/84 | 135.9 | 135.9 | 135.0 | .5 | -.7 |
| Bicycles, adult tricycles, unicycles & parts (excl. childrns 2-whl sdwlk cycls w/semi-pneu trs) | | 3751-1 | 12/84 | 113.4 | 113.5 | 111.5 | -1.9 | -1.8 |
| Bicycles, complete | | 3751-121 | 12/98 | 102.3 | 102.3 | 99.7 | -2.8 | -2.5 |
| Parts for bicycles, including frame sets and motorbike parts interchangeable with bicycle part | | 3751-171 | 12/84 | 118.9 | 119.0 | 119.0 | .1 | 0 |
| Motorcycles, motorbikes, mopeds, motorscooters, trail vehicles and parts | | 3751-2 | 12/84 | 157.6 | 157.6 | 157.6 | 2.1 | 0 |
| Motorcycles, (excl. sidecars), mopeds, motorscooters, and trail vehicles | | 3751-213 | 12/84 | 165.1 | 165.1 | 165.1 | 2.7 | 0 |
| Parts, including sidecars, but excluding motorbike parts interchangeable with bicycle parts | | 3751-253 | 12/84 | 137.3 | 137.3 | 137.3 | .1 | 0 |
| Secondary products and miscellaneous receipts | | 3751-SM | | | | | | |
| Miscellaneous receipts | | 3751-M | 12/84 | 107.6 | 107.6 | 107.6 | 0 | 0 |
| Resales | | 3751-Z89 | 12/84 | 109.9 | 109.9 | 109.9 | 0 | 0 |
| Secondary products | | 3751-S | 12/84 | 110.3 | 110.3 | 110.3 | -2 | 0 |
| Miscellaneous transportation equipment | 379 | | 12/84 | 131.5 | 132.2 | 132.7 | 1.1 | .4 |
| Travel trailers and campers | 3792 | | 06/84 | 137.9 | 139.1 | 139.9 | 2.1 | .6 |
| Primary products | | 3792-P | 06/84 | 138.9 | 140.2 | 141.0 | 2.2 | .6 |
| Travel trailers (with rigid structures) | | 3792-1 | 06/84 | 136.3 | 137.7 | 137.9 | 1.7 | .1 |
| Conventional travel trailers | | 3792-11 | 06/90 | 113.5 | 114.6 | 114.9 | 1.6 | .3 |
| Less than 25 feet in length | | 3792-116 | 12/97 | 101.4 | 102.4 | 102.9 | 1.5 | .5 |
| 25 feet or more in length, including park models | | 3792-117 | 12/97 | 105.7 | 106.8 | 107.0 | 1.7 | .2 |
| Fifth wheel travel trailers | | 3792-12 | 06/90 | 120.8 | 122.0 | 122.2 | 1.9 | .2 |
| Less than 30 feet in length | | 3792-125 | 06/90 | 113.0 | 113.8 | 113.8 | 1.0 | 0 |
| 30 feet or more in length | | 3792-128 | 06/90 | 128.5 | 130.1 | 130.4 | 2.6 | .2 |
| Camping trailers, campers, pickup covers and parts | | 3792-2 | 06/84 | 145.3 | 146.2 | 148.4 | 3.3 | 1.5 |
| Camping trailers, campers, and pick-up covers | | 3792-241 | 12/97 | 111.9 | 113.0 | 115.3 | 4.8 | 2.0 |
| Parts and components, excluding appliances and furnishings | | 3792-259 | 06/84 | 116.2 | 116.2 | 117.0 | .9 | .7 |
| Secondary products and miscellaneous receipts | | 3792-SM | | | | | | |
| Miscellaneous receipts | | 3792-M | 04/85 | 133.6 | 133.6 | 133.6 | .1 | 0 |
| Resales | | 3792-Z89 | 04/85 | 135.1 | 135.1 | 135.1 | .1 | 0 |
| Other secondary products | | 3792-SSS | 11/88 | 121.7 | 121.7 | 121.7 | 0 | 0 |
| Transportation equipment, n.e.c. | 3799 | | 06/85 | 138.8 | 139.4 | 139.9 | .6 | .4 |
| Primary products | | 3799-P | 06/85 | 138.6 | 139.2 | 139.8 | .5 | .4 |
| Automobile and light truck trailers | | 3799-6 | 12/92 | 124.1 | 124.4 | 124.5 | 1.5 | .1 |
| Automobile and light truck horse trailers, excl. those pulled by truck tractors | | 3799-601 | 12/92 | 120.4 | 120.8 | 120.8 | .5 | 0 |
| Boat trailers | | 3799-602 | 06/85 | 149.7 | 149.7 | 149.7 | 1.6 | 0 |
| Other automobile and light truck trailers, incl. mobile equip. for general utili | | 3799-611 | 12/00 | 104.1 | 104.5 | 104.6 | 1.9 | .1 |
| Transportation equipment, n.e.c., including all-terrain vehicles | | 3799-9 | 06/85 | 130.5 | 131.1 | 132.2 | -.2 | .8 |
| Parts for transportation equip., n.e.c., incl. trailer hitches | | 3799-902 | 12/00 | 103.4 | 105.8 | 105.5 | .8 | -.3 |
| Other misc. transp. equip., incl. snowmobiles, wheelbarrows and ATVs | | 3799-906 | 12/00 | 99.5 | 99.5 | 100.6 | -.6 | 1.1 |

See footnotes at end of table.

Table 5. Producer price indexes for the net output of selected industries and their products, not seasonally adjusted
—Continued

| Industry and product ¹ | Industry code | Product code | Index base | Index | | | Percent change to July 2003 from: | |
|--|---------------|--------------|------------|------------------------|------------------------|------------------------|-----------------------------------|------------------|
| | | | | Mar. 2003 ² | June 2003 ² | July 2003 ² | July 2002 | June 2003 |
| Transportation equipment, n.e.c.—Continued | | | | | | | | |
| Secondary products and miscellaneous receipts | | 3799-SM | | | | | | |
| Miscellaneous receipts | | 3799-M | 06/85 | 139.0 | 141.1 | 140.7 | 1.7 | -0.3 |
| Secondary products | | 3799-S | 06/85 | 140.7 | 140.7 | 140.7 | 1.6 | 0 |
| Measuring and controlling instruments; photographic, medical, optical goods; watches, clocks | 38 | | 12/84 | 129.7 | 130.0 | 130.0 | 1.3 | 0 |
| Engineering and scientific instruments | 381 | | 12/85 | 137.5 | 137.8 | 137.9 | 2.8 | .1 |
| Search, detection, navigation, and guidance systems and aeronautical and nautical nav syst | 3812 | | 12/91 | 113.2 | 113.4 | 113.5 | 2.8 | .1 |
| Primary products | | 3812-P | 12/91 | 109.7 | 110.0 | 110.1 | 2.8 | .1 |
| Aeronautical, nautical, and navigational instruments | | 3812-1 | 12/85 | 179.4 | 178.4 | 181.3 | 5.6 | 1.6 |
| Search, detection, navigation and guidance systems and equipment | | 3812-2 | 12/91 | 107.0 | 107.3 | 107.2 | 2.5 | -.1 |
| Electrnc. warfare, missile & spc. vhd., spec. electrnc. intel. sys. & eqpmnt .. | | 3812-216 | 06/99 | 106.0 | (³) | (³) | 5.0 | (³) |
| Search, detection, acquisition & tracking radar & sonar sys. & eqpmnt .. | | 3812-217 | 06/99 | 96.6 | 96.6 | 96.6 | 5.0 | 0 |
| Navigation, recon, and surveillance sys. & eqpmnt | | 3812-219 | 06/99 | 104.7 | 105.8 | 105.5 | .1 | -.3 |
| Secondary products and miscellaneous receipts | | 3812-SM | | | | | | |
| Secondary products | | 3812-S | 12/91 | 131.8 | 131.8 | 131.8 | 3.0 | 0 |
| Measuring and controlling instruments | 382 | | 12/84 | 141.7 | 141.9 | 142.0 | 1.0 | .1 |
| Laboratory apparatus and furniture | 3821 | | 12/91 | 136.5 | 137.8 | 137.7 | 3.2 | -.1 |
| Primary products | | 3821-P | 12/91 | 135.7 | 136.6 | 136.4 | 3.1 | -.1 |
| Laboratory apparatus | | 3821-1 | 12/85 | 163.2 | 164.0 | 163.6 | 3.2 | -.2 |
| Laboratory furniture | | 3821-2 | 12/85 | 158.4 | 162.2 | 163.0 | 2.6 | .5 |
| Secondary products and miscellaneous receipts | | 3821-SM | | | | | | |
| Miscellaneous receipts | | 3821-M | 12/91 | 159.3 | 163.4 | 164.5 | 6.0 | .7 |
| Resales | | 3821-Z89 | 12/91 | 155.9 | 159.9 | 161.0 | 4.6 | .7 |
| Secondary products | | 3821-S | 12/91 | 124.3 | (³) | (³) | (³) | (³) |
| Automatic building, refrigeration and appliance controls | 3822 | | 12/79 | 196.2 | 194.9 | 194.8 | -.1 | -.1 |
| Primary products | | 3822-P | 12/79 | 188.7 | 187.1 | 187.0 | -.2 | -.1 |
| Building comfort (HVAC) and commercial refrigeration controls | | 3822-1 | 12/79 | 209.0 | 206.6 | 206.6 | -.6 | 0 |
| Temperature responsive building controls | | 3822-121 | 12/79 | 220.4 | 220.6 | 220.5 | 1.4 | 0 |
| Electric | | 3822-12104 | 06/94 | 115.4 | 115.0 | 114.9 | 1.0 | -.1 |
| Pressure responsive | | 3822-125 | 12/93 | 103.4 | 103.2 | 103.2 | -1.3 | 0 |
| Digital controls, excluding upgrades and additions to existing systems | | 3822-185 | 06/94 | 112.6 | 112.6 | 112.6 | .7 | 0 |
| All other HVAC and refrigeration controls | | 3822-198 | 06/94 | 98.1 | 95.8 | 95.8 | -2.1 | 0 |
| Appliance temperature and related controls, automatic | | 3822-2 | 12/79 | 140.9 | 140.8 | 140.8 | 1.6 | 0 |
| Temperature responsive appliance controls | | 3822-211 | 12/79 | 148.1 | 146.4 | 146.4 | 1.9 | 0 |
| Secondary products and miscellaneous receipts | | 3822-SM | | | | | | |
| Secondary products | | 3822-S | 12/79 | 189.5 | 190.7 | 190.3 | .4 | -.2 |
| Industrial process control instruments | 3823 | | 06/83 | 159.2 | 159.9 | 159.8 | 2.1 | -.1 |
| Primary products | | 3823-P | 06/83 | 165.4 | 166.2 | 166.1 | 2.5 | -.1 |
| General purpose/receiver-type instruments and related equipment | | 3823-1 | 06/83 | 154.9 | 154.4 | 154.2 | 1.7 | -.1 |
| Unified architecture type instruments for electronic systems | | 3823-103 | 06/83 | 139.4 | (³) | 137.4 | -1.4 | (³) |
| Other | | 3823-10336 | 06/83 | 139.9 | (³) | 135.4 | -3.2 | (³) |
| Non-unified architecture type instruments for electronic systems | | 3823-104 | 06/88 | 133.6 | 133.8 | 133.7 | 2.3 | -.1 |
| Industrial multifunction process computers | | 3823-105 | 06/83 | 193.4 | 193.7 | 190.6 | 2.2 | -1.6 |
| Temperature instruments, excluding receiver type | | 3823-2 | 06/83 | 174.0 | 174.0 | 174.0 | 2.3 | 0 |
| Electrical and electronic measuring types | | 3823-201 | 06/83 | 165.3 | 165.3 | 165.3 | 1.3 | 0 |
| Controllers | | 3823-20145 | 06/83 | 168.9 | 168.9 | 168.9 | 2.8 | 0 |
| Other temperature instruments | | 3823-20146 | 06/83 | 163.1 | 163.1 | (³) | (³) | (³) |
| Primary temperature sensors | | 3823-3 | 06/83 | 143.2 | 143.2 | 143.2 | 6.9 | 0 |
| Thermocouples and thermocouple lead wire | | 3823-358 | 06/83 | 142.7 | 142.7 | 142.7 | 0 | 0 |
| Pressure measuring instruments, including draft type, other than receiver type | | 3823-4 | 06/83 | 182.2 | 182.7 | 183.4 | 6.8 | .4 |
| Controllers | | 3823-461 | 06/83 | 176.8 | 178.6 | 178.6 | 1.0 | 0 |
| Other | | 3823-462 | 06/83 | 181.0 | 181.4 | 182.1 | 7.3 | .4 |
| Flow and liquid level instruments | | 3823-5 | 06/83 | 144.8 | 145.0 | 145.0 | .8 | 0 |
| Differential pressure types | | 3823-501 | 06/83 | 130.4 | 130.6 | 130.5 | 1.6 | -.1 |
| Other | | 3823-50167 | 06/83 | 113.5 | 113.6 | 113.6 | 1.9 | 0 |
| Electromagnetic, capacitance, and other electric/electronic types | | 3823-502 | 06/83 | 134.8 | 135.3 | 135.3 | -.1 | 0 |
| Variable area instruments and associated elements | | 3823-503 | 06/83 | 159.2 | 159.2 | 159.2 | 1.1 | 0 |
| Float and displacement instruments and associated elements | | 3823-504 | 06/83 | 166.6 | 166.6 | 166.6 | 1.1 | 0 |
| Turbine, mass-flow, and other types and associated elements | | 3823-505 | 06/83 | 170.3 | 170.3 | 170.3 | 0 | 0 |
| Continuous process instruments for on-stream gas and liquid analysis | | 3823-7 | 06/83 | 147.1 | 148.7 | 148.2 | 3.9 | -.3 |
| Other gas analyzers | | 3823-778 | 06/83 | 124.4 | 124.4 | 123.9 | 6.0 | -.4 |
| Other liquid analyzers | | 3823-781 | 06/83 | 111.5 | 112.0 | 112.0 | .4 | 0 |
| Instruments for process variables n.e.c. | | 3823-8 | 03/91 | 131.1 | 130.1 | 130.3 | -1.7 | .2 |
| Electrical and electronic measuring types | | 3823-801 | 03/91 | 145.7 | 146.1 | 146.3 | -1.8 | .1 |
| Other industrial process instruments and parts for all industrial process instruments | | 3823-9 | 06/83 | 181.8 | 185.9 | 185.8 | 2.8 | -.1 |
| Other industrial process instruments | | 3823-994 | 12/95 | 118.4 | 121.8 | 121.8 | 3.3 | 0 |

See footnotes at end of table.

Table 5. Producer price indexes for the net output of selected industries and their products, not seasonally adjusted
—Continued

| Industry and product ¹ | Industry code | Product code | Index base | Index | | | Percent change to July 2003 from: | |
|---|---------------|--------------|------------|------------------------|------------------------|------------------------|-----------------------------------|------------------|
| | | | | Mar. 2003 ² | June 2003 ² | July 2003 ² | July 2002 | June 2003 |
| Industrial process control instruments—Continued | | | | | | | | |
| Parts, supplies, accessories, and other equipment n.e.c. | | 3823-999 | 06/83 | 199.7 | 200.9 | 200.5 | 1.3 | -0.2 |
| Secondary products and miscellaneous receipts | | 3823-SM | | | | | | |
| Miscellaneous receipts | | 3823-M | 06/83 | 140.9 | 140.9 | 140.9 | 0 | 0 |
| Contract work and other miscellaneous receipts | | 3823-XY9 | 06/88 | 117.8 | 117.8 | 117.8 | 0 | 0 |
| Resales | | 3823-Z89 | 06/83 | 186.4 | 186.4 | (³) | (³) | (³) |
| Secondary products | | 3823-S | 06/83 | 129.5 | 129.5 | 129.5 | 0 | 0 |
| Fluid meters and counting devices | 3824 | | 12/85 | 124.9 | 125.1 | 125.1 | 2.0 | 0 |
| Primary products | | 3824-P | 12/85 | 125.8 | 125.9 | 125.9 | 2.1 | 0 |
| Integrating and totalizing meters for gas and liquids | | 3824-2 | 12/85 | 137.8 | 138.4 | 138.4 | -1 | 0 |
| Gas meters | | 3824-21 | 12/85 | 154.7 | 154.8 | 154.8 | -1 | 0 |
| Liquid meters | | 3824-23 | 12/85 | 130.9 | 131.6 | 131.6 | -2 | 0 |
| Counting devices | | 3824-3 | 12/85 | 137.0 | 137.0 | 137.3 | .4 | .2 |
| Motor vehicle instruments | | 3824-4 | 12/85 | 89.9 | 89.9 | 89.9 | 3.9 | 0 |
| Secondary products and miscellaneous receipts | | 3824-SM | | | | | | |
| Secondary products | | 3824-S | 12/85 | 123.3 | 123.1 | 123.1 | -2 | 0 |
| Electrical measuring and integrating instruments | 3825 | | 12/83 | 140.5 | 140.5 | 140.7 | .2 | .1 |
| Primary products | | 3825-P | 12/83 | 139.1 | 139.1 | 139.3 | .2 | .1 |
| Electrical integrating instruments | | 3825-1 | 12/83 | (³) | (³) | (³) | (³) | (³) |
| Test equipment for electrical, radio and communication circuits, and motors ... | | 3825-2 | 12/83 | 142.2 | 142.2 | 142.4 | .4 | .1 |
| Automatic test and measurement equipment | | 3825-2C | 12/83 | 100.4 | 100.4 | 100.9 | 1.2 | .5 |
| Combination and/or group test sets | | 3825-2C1 | 12/00 | 107.3 | 107.3 | 107.3 | -1.8 | 0 |
| Semiconductor component test equipment | | 3825-2C2 | 12/83 | 101.5 | 101.5 | 101.5 | 2.0 | 0 |
| Other automatic test and measurement equipment | | 3825-2C3 | 12/00 | 106.6 | 106.6 | 109.1 | 4.3 | 2.3 |
| Communications test equipment | | 3825-2D | 06/89 | 117.9 | 117.4 | 117.6 | -2.0 | .2 |
| Other test equipment for electric circuits and motors, including parts | | 3825-2E | 12/00 | 101.3 | 101.5 | 101.3 | .5 | -.2 |
| Instruments for measuring electricity | | 3825-3 | 12/83 | 148.6 | (³) | (³) | (³) | (³) |
| Secondary products and miscellaneous receipts | | 3825-SM | | | | | | |
| Miscellaneous receipts | | 3825-M | 03/87 | 152.4 | 152.4 | 151.3 | .3 | -.7 |
| Contract work and other miscellaneous receipts | | 3825-XY9 | 03/87 | 196.1 | 196.1 | 196.1 | 0 | 0 |
| Resales | | 3825-Z89 | 03/87 | 135.0 | 135.0 | 133.1 | .6 | -1.4 |
| Secondary products | | 3825-S | 12/83 | 139.4 | (³) | (³) | (³) | (³) |
| Laboratory analytical instruments | 3826 | | 12/85 | 125.8 | 126.3 | 126.4 | 1.9 | .1 |
| Primary products | | 3826-P | 12/85 | 128.4 | 128.4 | 128.3 | 1.2 | -.1 |
| Laboratory analytical instruments | | 3826-3 | 12/85 | 128.4 | 128.4 | 128.3 | 1.2 | -.1 |
| Chromatographic instruments | | 3826-31 | 12/85 | 139.1 | 138.7 | 138.7 | .1 | 0 |
| Spectrophotometric instruments, incl spectroscopy instruments | | 3826-32 | 12/85 | 141.6 | 141.8 | 141.8 | -.4 | 0 |
| Clinical laboratory instrumentation | | 3826-34 | 06/99 | 117.4 | 117.4 | 117.4 | .6 | 0 |
| Other analytical instruments, including parts, components, and accessories | | 3826-35 | 06/99 | 105.5 | 105.6 | 105.4 | 2.1 | -.2 |
| Secondary products and miscellaneous receipts | | 3826-SM | | | | | | |
| Miscellaneous receipts | | 3826-M | 12/85 | 143.5 | 147.8 | 147.8 | 3.0 | 0 |
| Contract work and other miscellaneous receipts | | 3826-XY9 | 12/85 | 186.2 | 191.8 | 191.8 | 3.0 | 0 |
| Resales | | 3826-Z89 | 09/90 | 115.6 | 115.6 | 115.6 | (³) | 0 |
| Optical instruments and lenses | 3827 | | 06/91 | 106.0 | 105.2 | 105.3 | -2.2 | .1 |
| Primary products | | 3827-P | 06/91 | 103.7 | 102.6 | 102.8 | -2.6 | .2 |
| Sighting, tracking and fire-control equipment | | 3827-1 | 12/85 | 115.0 | 116.8 | 116.8 | 1.4 | 0 |
| Optical instruments and lenses, n.e.c. | | 3827-5 | 12/98 | 97.6 | 95.9 | 96.1 | -3.7 | .2 |
| Binoculars and astronomical instruments | | 3827-51 | 06/91 | 106.4 | 106.4 | 106.5 | -.7 | .1 |
| Other optical instruments and lenses (excl. sighting, tracking, and fire-control) | | 3827-52 | 12/98 | 97.3 | 95.5 | 95.8 | -3.8 | .3 |
| Secondary products and miscellaneous receipts | | 3827-SM | | | | | | |
| Miscellaneous receipts | | 3827-M | 06/91 | (³) | (³) | (³) | (³) | (³) |
| Resales | | 3827-Z89 | 06/91 | (³) | (³) | (³) | (³) | (³) |
| Secondary products | | 3827-S | 06/91 | 129.7 | 129.7 | 129.7 | .2 | 0 |
| Measuring and controlling devices, not elsewhere classified | 3829 | | 06/85 | 142.3 | 142.8 | 143.1 | .9 | .2 |
| Primary products | | 3829-P | 06/85 | 138.2 | 138.8 | 138.8 | .8 | 0 |
| Aircraft engine instruments | | 3829-1 | 06/85 | 134.4 | 134.7 | 134.5 | -.3 | -.1 |
| Physical properties and kinematic testing equipment | | 3829-2 | 06/85 | 141.2 | 141.3 | 142.1 | 1.1 | .6 |
| Nuclear radiation detection and monitoring equipment | | 3829-4 | 06/85 | 136.3 | (³) | 136.3 | 0 | (³) |
| Commercial, geophysical, meteorological and general purpose instruments | | 3829-5 | 06/85 | 145.0 | 147.0 | 145.9 | 1.1 | -.7 |
| Geophysical and meteorological instruments, including parts and accessories | | 3829-547 | 12/91 | 102.9 | 102.7 | 102.7 | -1.2 | 0 |
| General purpose and commercial instruments, including parts and accessories | | 3829-555 | 06/85 | 154.5 | 160.4 | 157.4 | 4.9 | -1.9 |
| Surveying and drafting instruments | | 3829-6 | 12/91 | 112.1 | 112.1 | 112.1 | .2 | 0 |
| Secondary products and miscellaneous receipts | | 3829-SM | | | | | | |
| Miscellaneous receipts | | 3829-M | 06/85 | 180.7 | 180.7 | 184.8 | 2.3 | 2.3 |
| Secondary products | | 3829-S | 06/85 | 137.8 | 137.8 | 137.8 | 1.1 | 0 |
| Surgical, medical, and dental instruments and supplies | 384 | | 12/84 | 141.8 | 142.4 | 142.2 | 1.4 | -.1 |

See footnotes at end of table.

Table 5. Producer price indexes for the net output of selected industries and their products, not seasonally adjusted
—Continued

| Industry and product ¹ | Industry code | Product code | Index base | Index | | | Percent change to July 2003 from: | |
|--|---------------|--------------|------------|------------------------|------------------------|------------------------|-----------------------------------|------------------|
| | | | | Mar. 2003 ² | June 2003 ² | July 2003 ² | July 2002 | June 2003 |
| Surgical and medical instruments and apparatus | 3841 | | 06/82 | 133.1 | 133.2 | 133.5 | 1.9 | 0.2 |
| Primary products | | 3841-P | 06/82 | 133.4 | 133.5 | 133.7 | 3.0 | .1 |
| Surgical and medical instruments and apparatus, except furniture | | 3841-1 | 06/82 | 127.9 | 127.9 | 128.1 | 3.0 | .2 |
| Orthopedic instruments and apparatus, such as bone drills and bone plates | | 3841-115 | 06/82 | 295.0 | 295.0 | 295.0 | 9.2 | 0 |
| Surgical instruments, including suture needles, and eye, ear, nose, and throat instruments | | 3841-116 | 12/89 | 134.3 | 134.4 | 134.5 | 6.5 | .1 |
| Diagnostic apparatus | | 3841-12 | 06/82 | 139.5 | 139.8 | 139.8 | .2 | 0 |
| Metabolism and blood pressure diagnostic apparatus | | 3841-121 | 06/82 | 147.6 | 147.3 | 147.3 | -.2 | 0 |
| All other diagnostic apparatus, incl optical diagnostic apparatus | | 3841-124 | 06/82 | 138.7 | 139.0 | 139.0 | .2 | 0 |
| Blood transfusion and I.V. equipment | | 3841-182 | 06/82 | 137.9 | 138.1 | 138.1 | .7 | 0 |
| Catheters | | 3841-186 | 06/82 | 124.9 | 126.6 | 126.6 | 4.3 | 0 |
| Other surgical and medical instr. and apparatus, incl. veterinary instr. and oxygen tents | | 3841-189 | 06/82 | 111.8 | 111.1 | 112.0 | 1.2 | .8 |
| Parts for surgical and medical instruments and apparatus | | 3841-199 | 12/95 | 103.8 | 104.0 | 103.9 | .4 | -.1 |
| Secondary products and miscellaneous receipts | | 3841-SM | | | | | | |
| Miscellaneous receipts | | 3841-M | 01/83 | 162.7 | 166.3 | 163.9 | -10.4 | -1.4 |
| Resales | | 3841-Z89 | 01/83 | 166.0 | 170.2 | 167.8 | -12.8 | -1.4 |
| Secondary products | | 3841-S | 10/82 | 113.9 | 112.8 | 115.1 | -.9 | 2.0 |
| Other secondary products | | 3841-SSS | 10/82 | 122.3 | (³) | (³) | (³) | (³) |
| Orthopedic, prosthetic, and surgical appliances and supplies | | 3842-SSS | 12/95 | 106.6 | 104.3 | 109.0 | -1.7 | 4.5 |
| Surgical, orthopedic and prosthetic appliances and supplies | 3842 | | 06/83 | 176.1 | 176.1 | 176.0 | 1.9 | -.1 |
| Primary products | | 3842-P | 06/83 | 178.3 | 178.3 | 178.2 | 2.1 | -.1 |
| Surgical, orthopedic, and prosthetic appliances and supplies | | 3842-1 | 06/83 | 175.5 | 175.6 | 175.5 | 2.3 | -.1 |
| Surgical dressings | | 3842-1A | 06/83 | 108.7 | 108.7 | 108.7 | 0 | 0 |
| Other surgical dressings | | 3842-129 | 06/83 | (³) | (³) | (³) | (³) | (³) |
| Surgical, orthopedic and prosthetic appliances and supplies except surgical dressings | | 3842-1B | 06/83 | 201.6 | 201.7 | 201.5 | 2.5 | -.1 |
| Disposable supplies | | 3842-1B1 | 12/95 | 102.8 | 102.5 | 102.7 | 1.7 | .2 |
| Disposable surgical drapes, including O/B and O/R packs | | 3842-131 | 06/83 | 95.7 | 95.7 | (³) | (³) | (³) |
| Disposable incontinent pads, bed pads, and adult diapers | | 3842-132 | 06/83 | 136.7 | 135.7 | 136.2 | (³) | .4 |
| Orthotics & prosthetics | | 3842-1B2 | 12/95 | 124.5 | 124.9 | 124.6 | 4.4 | -.2 |
| Surgical implants | | 3842-101 | 06/83 | 259.3 | 259.3 | 259.8 | 7.1 | .2 |
| Artificial limbs (prosthetic) | | 3842-102 | 06/83 | 210.4 | 214.3 | 214.3 | -1.3 | 0 |
| Elastic braces, suspensories, stockings, and other elastic supports | | 3842-106 | 06/83 | 128.3 | 128.3 | 128.3 | 0 | 0 |
| Splints & trusses | | 3842-108 | 06/83 | 157.0 | 157.0 | 157.0 | 0 | 0 |
| Crutches, canes & other walking assistance devices | | 3842-109 | 08/83 | 146.2 | 146.2 | 146.2 | 0 | 0 |
| Arch supports and other foot appliances | | 3842-112 | 06/83 | 123.3 | (³) | 121.7 | -.1 | (³) |
| Other orthopedic & prosthetic appliances | | 3842-113 | 12/95 | 108.8 | (³) | (³) | (³) | (³) |
| Miscellaneous healthcare products | | 3842-1B3 | 12/95 | 112.0 | 111.9 | 111.9 | 1.0 | 0 |
| Breathing devices, excluding anesthetic apparatus | | 3842-165 | 07/83 | 102.7 | 102.4 | 102.4 | -.5 | 0 |
| Wheel chairs | | 3842-183 | 06/83 | 191.6 | (³) | 191.8 | -1.4 | (³) |
| Therapeutic appliances and supplies, excl. electromedical | | 3842-186 | 06/89 | 110.9 | (³) | 110.5 | -.4 | (³) |
| Parts for surgical, orthopedic, prosthetic & therapeutic appliances & supplies | | 3842-195 | 12/95 | 106.0 | 106.0 | (³) | (³) | (³) |
| Other surgical, orthopedic, and prosthetic appliances and supplies | | 3842-199 | 06/89 | 129.0 | 129.0 | 129.0 | 2.8 | 0 |
| Personal industrial safety devices | | 3842-3 | 06/83 | 192.6 | 192.8 | 192.5 | 1.9 | -.2 |
| Respiratory protection equipment, including gas, abrasive and canister masks | | 3842-311 | 06/83 | 205.1 | 205.1 | 205.1 | 1.6 | 0 |
| Protective clothing, except shoes | | 3842-351 | 06/83 | 246.8 | 246.0 | 246.0 | 4.8 | 0 |
| Other personal safety devices | | 3842-371 | 06/83 | 153.8 | 154.0 | 154.1 | 0 | .1 |
| Safety hats | | 3842-37102 | 10/83 | 144.6 | 145.7 | 145.9 | 1.3 | .1 |
| All other personal safety devices | | 3842-37103 | 06/83 | 154.7 | 154.7 | 154.7 | -.3 | 0 |
| Electronic hearing aids | | 3842-4 | 06/83 | 159.3 | 159.3 | 159.3 | 0 | 0 |
| Electronic hearing aids | | 3842-413 | 06/83 | 159.3 | 159.3 | 159.3 | 0 | 0 |
| Secondary products and miscellaneous receipts | | 3842-SM | | | | | | |
| Miscellaneous receipts | | 3842-M | 07/88 | 171.3 | 172.1 | 171.3 | .9 | -.5 |
| Resales | | 3842-Z89 | 07/88 | 133.9 | 134.6 | 133.9 | 1.0 | -.5 |
| Secondary products | | 3842-S | 06/83 | 153.2 | 152.3 | 153.0 | 1.2 | .5 |
| Surgical and medical instruments and apparatus | | 3841-S | 06/83 | 177.0 | (³) | 176.1 | .7 | (³) |
| All other secondary products | | 3842-SSS | 06/83 | 142.6 | 142.6 | 142.6 | 1.4 | 0 |
| Dental equipment and supplies | 3843 | | 06/85 | 198.6 | 199.1 | 199.2 | 4.2 | .1 |
| Primary products | | 3843-P | 06/85 | 185.6 | 185.8 | 185.8 | 4.3 | 0 |
| Dental professional equipment and supplies | | 3843-5 | 06/97 | 118.0 | 118.0 | 118.0 | 5.3 | 0 |
| Dental professional equip., incl. dental chairs, units, hand pieces, excl. X-ray | | 3843-511 | 06/85 | 172.2 | 173.9 | 172.6 | 6.4 | -.7 |
| Dental professional supplies | | 3843-52 | 06/85 | 184.6 | 183.0 | 184.1 | 4.3 | .6 |
| Dental laboratory equipment and supplies | | 3843-6 | 06/85 | 148.1 | 148.7 | 148.7 | 1.8 | 0 |
| Secondary products and miscellaneous receipts | | 3843-SM | | | | | | |
| Miscellaneous receipts | | 3843-M | 06/85 | 163.1 | 165.8 | 165.8 | 5.3 | 0 |
| Resales | | 3843-Z89 | 06/85 | 171.3 | 174.1 | 174.1 | 5.3 | 0 |
| Secondary products | | 3843-S | 06/85 | 445.9 | 445.9 | 449.3 | 2.1 | .8 |
| X-ray and other irradiation apparatus | 3844 | | 06/90 | 111.0 | 112.4 | 112.4 | 1.1 | 0 |
| Primary products | | 3844-P | 06/85 | 113.6 | 115.4 | 115.3 | 1.2 | -.1 |

See footnotes at end of table.

Table 5. Producer price indexes for the net output of selected industries and their products, not seasonally adjusted
—Continued

| Industry and product ¹ | Industry code | Product code | Index base | Index | | | Percent change to July 2003 from: | |
|---|---------------|--------------|------------|------------------------|------------------------|------------------------|-----------------------------------|------------------|
| | | | | Mar. 2003 ² | June 2003 ² | July 2003 ² | July 2002 | June 2003 |
| X-ray and other irradiation apparatus—Continued | | | | | | | | |
| Medical and dental diagnostic irradiation equipment | | 3844-5 | 06/90 | 112.5 | 112.5 | 112.5 | -0.4 | 0.0 |
| X-ray tubes, parts, accessories and other irradiation equipment | | 3844-9 | 06/90 | 107.6 | 112.0 | 112.0 | 4.3 | 0 |
| All other parts, accessories and equipment | | 3844-909 | 06/96 | 99.2 | 105.6 | 105.6 | 6.7 | 0 |
| Secondary products and miscellaneous receipts | | 3844-SM | | | | | | |
| Electromedical equipment | 3845 | | 06/85 | 94.8 | 96.3 | 95.2 | -1.0 | -1.1 |
| Primary products | | 3845-P | 06/85 | 84.9 | 86.3 | 85.3 | -1.3 | -1.2 |
| Medical diagnostic equipment | | 3845-911 | 06/85 | 73.2 | 75.6 | 75.0 | -.7 | -.8 |
| Medical therapy equipment | | 3845-912 | 06/85 | 77.2 | 78.7 | 76.7 | -3.0 | -2.5 |
| Other electromedical equipment | | 3845-913 | 12/02 | 101.2 | (³) | (³) | (³) | (³) |
| Parts and accessories for electromedical equipment | | 3845-914 | 06/85 | 119.5 | 120.5 | 119.8 | -1.4 | -.6 |
| Secondary products and miscellaneous receipts | | 3845-SM | | | | | | |
| Miscellaneous receipts | | 3845-M | 12/90 | 126.8 | 130.3 | 128.5 | (³) | -1.4 |
| Secondary products | | 3845-S | 06/85 | 138.5 | 136.6 | 136.7 | -.9 | .1 |
| Ophthalmic goods | 385 | | 12/83 | 124.4 | 124.2 | 124.3 | 0 | .1 |
| Ophthalmic goods | 3851 | | 12/83 | 124.4 | 124.2 | 124.3 | 0 | .1 |
| Primary products | | 3851-P | 12/83 | 124.0 | 123.8 | 123.9 | .2 | .1 |
| Glass ophthalmic focus lenses | | 3851-2 | 12/83 | 118.8 | 118.8 | 118.8 | 0 | 0 |
| Plastic ophthalmic focus lenses | | 3851-3 | 12/83 | 103.5 | 102.7 | 103.2 | -.3 | .5 |
| Single vision plastic lenses | | 3851-325 | 12/83 | 91.8 | 90.3 | 90.8 | -1.1 | .6 |
| Multifocal plastic lenses | | 3851-327 | 12/83 | 106.6 | 106.4 | 106.8 | .2 | .4 |
| Contact lenses | | 3851-4 | 12/83 | 100.7 | 100.7 | 100.7 | .6 | 0 |
| Hard contact lenses | | 3851-412 | 12/83 | 112.5 | 112.5 | 112.5 | 0 | 0 |
| Soft contact lenses | | 3851-413 | 12/83 | 89.9 | 89.9 | 89.9 | .6 | 0 |
| Other ophthalmic goods | | 3851-5 | 12/83 | 121.2 | 121.2 | 121.2 | -.2 | 0 |
| Secondary products and miscellaneous receipts | | 3851-SM | | | | | | |
| Miscellaneous receipts | | 3851-M | | | | | | |
| Resales | | 3851-Z89 | 01/84 | 135.8 | (³) | (³) | (³) | (³) |
| Secondary products | | 3851-S | 12/83 | 107.7 | (³) | (³) | (³) | (³) |
| Photographic equipment and supplies | 386 | | 12/83 | 102.8 | 102.8 | 102.8 | -.4 | 0 |
| Photographic equipment and supplies | 3861 | | 12/83 | 102.8 | 102.9 | 102.9 | -.3 | 0 |
| Primary products | | 3861-P | 12/83 | 96.3 | 96.3 | 96.3 | -.2 | 0 |
| Still picture equipment | | 3861-1 | 12/83 | (³) | (³) | (³) | (³) | (³) |
| Motion picture equipment and projection screens | | 3861-2 | 12/83 | 174.6 | 174.6 | 174.6 | 2.8 | 0 |
| Photocopying equip. (incl. diffusion and dye transfers, electrostatic, etc.) | | 3861-3 | 06/93 | 59.7 | (³) | (³) | (³) | (³) |
| Prepared photographic chemicals, including prepared plate chemicals | | 3861-5 | 12/83 | 82.4 | 82.8 | 82.8 | 4.8 | 0 |
| Photographic sensitized materials, silver halide type, excl. x-ray | | 3861-6 | 01/00 | 90.6 | 90.6 | 90.6 | -.5 | 0 |
| Sensitized photographic film, plates, paper, and cloth, other than silver halide | | 3861-7 | 12/83 | 136.9 | (³) | 136.9 | (³) | (³) |
| Secondary products and miscellaneous receipts | | 3861-SM | | | | | | |
| Miscellaneous receipts | | 3861-M | 06/93 | 116.7 | (³) | (³) | (³) | (³) |
| Secondary products | | 3861-S | 12/83 | 142.1 | (³) | 142.1 | 0 | (³) |
| Watches, clocks and watchcases | 387 | | 06/83 | 124.3 | 124.5 | 124.5 | 1.1 | 0 |
| Watches, clocks, watchcases, and parts | 3873 | | 06/83 | 124.5 | 124.6 | 124.6 | 1.1 | 0 |
| Primary products | | 3873-P | 06/83 | 123.5 | 123.6 | 123.6 | 1.2 | 0 |
| Watches, watchcases, movements, or modules, and watch parts | | 3873-2 | 12/89 | 110.4 | (³) | (³) | (³) | (³) |
| Clocks, timing mechanisms, time switches, clock cases, & parts | | 3873-3 | 06/83 | 138.3 | 138.3 | 138.3 | 1.3 | 0 |
| Secondary products and miscellaneous receipts | | 3873-SM | | | | | | |
| Miscellaneous receipts | | 3873-M | 06/83 | 142.0 | (³) | 142.2 | .1 | (³) |
| Secondary products | | 3873-S | 06/83 | 117.4 | 117.9 | 117.9 | .4 | 0 |
| Miscellaneous manufacturing industries | 39 | | 12/85 | 133.8 | 133.9 | 134.3 | .7 | .3 |
| Jewelry, silverware, and plated ware | 391 | | 12/85 | 130.5 | 130.3 | 129.7 | .5 | -.5 |
| Jewelry, precious metal | 3911 | | 12/85 | 128.4 | 128.0 | 127.3 | .1 | -.5 |
| Primary products | | 3911-P | 12/85 | 128.1 | 127.6 | 126.8 | -.1 | -.6 |
| Jewelry made of solid platinum metals and solid karat gold | | 3911-1 | 12/85 | 131.8 | 131.5 | 131.1 | 1.1 | -.3 |
| Rings, complete | | 3911-111 | 12/85 | 129.0 | 129.1 | 129.0 | .7 | -.1 |
| Wedding rings | | 3911-11112 | 12/85 | 116.6 | 116.8 | 116.6 | .4 | -.2 |
| Other rings | | 3911-11114 | 12/85 | 125.9 | 125.9 | 125.9 | .8 | 0 |
| Ring mountings | | 3911-115 | 12/85 | 114.0 | 114.0 | 114.0 | 12.4 | 0 |
| Women's and children's jewelry, excl watch attachments and rings | | 3911-131 | 12/85 | 139.1 | 137.6 | 137.1 | -.1 | -.4 |
| Other jewelry worn or carried, religious jewelry, cigar cases and lighters, compacts, etc. | | 3911-198 | 12/85 | 128.6 | 129.8 | 128.6 | 1.3 | -.9 |
| Jewelry made of silver (including platinum metals and karat gold clad to silver) | | 3911-3 | 12/91 | 96.4 | 96.9 | 96.3 | -5.1 | -.6 |
| Other jewelry, except costume jewelry | | 3911-4 | 12/91 | 98.1 | 95.6 | 92.4 | -4.2 | -3.3 |
| Secondary products and miscellaneous receipts | | 3911-SM | | | | | | |
| Secondary products | | 3911-S | 12/85 | 139.9 | 138.9 | 140.1 | 1.7 | .9 |
| All secondary products excl. Jeweler's materials & lapidary work | | 3911-SSS | 12/85 | 142.8 | 142.8 | 141.7 | -.1 | -.8 |

See footnotes at end of table.

Table 5. Producer price indexes for the net output of selected industries and their products, not seasonally adjusted
—Continued

| Industry and product ¹ | Industry code | Product code | Index base | Index | | | Percent change to July 2003 from: | |
|--|---------------|--------------|------------|------------------------|------------------------|------------------------|-----------------------------------|------------------|
| | | | | Mar. 2003 ² | June 2003 ² | July 2003 ² | July 2002 | June 2003 |
| Jewelry, precious metal—Continued | | | | | | | | |
| Jeweler's materials and lapidary work | | 3915-S | 01/86 | 134.9 | (³) | (³) | (³) | (³) |
| Silverware, plated ware, and stainless steel ware | 3914 | | 06/85 | 150.8 | 151.4 | 151.4 | .9 | 0 |
| Primary products | | 3914-P | 06/85 | 157.2 | 157.6 | 157.6 | .5 | 0 |
| Hollowware, including ecclesiastical ware, novelties, trophies, and other plated | | 3914-1 | 06/85 | 168.4 | 169.6 | 169.6 | 1.1 | 0 |
| Flatware and carving sets made wholly of metal | | 3914-2 | 06/85 | 148.2 | 148.2 | 148.2 | .1 | 0 |
| Secondary products and miscellaneous receipts | | 3914-SM | | | | | | |
| Miscellaneous receipts | | 3914-M | 12/00 | 100.2 | 100.2 | 100.2 | .7 | 0 |
| Jewelers' materials and lapidary work | 3915 | | 06/85 | 123.1 | 123.6 | 123.2 | 2.7 | -.3 |
| Primary products | | 3915-P | 06/85 | 121.2 | 121.6 | 121.3 | 2.5 | -.2 |
| Lapidary work and diamond cutting and polishing | | 3915-2 | 06/85 | (³) | (³) | (³) | (³) | (³) |
| Jewelers' findings and materials made of precious metals | | 3915-3 | 12/91 | 116.3 | 117.0 | 116.3 | 4.9 | -.6 |
| Jewelers' findings and materials made of base metals | | 3915-4 | 12/91 | 103.4 | 103.2 | 103.4 | -.4 | .2 |
| Secondary products and miscellaneous receipts | | 3915-SM | | | | | | |
| Secondary products | | 3915-S | 06/85 | 142.4 | 144.0 | 142.2 | 3.1 | -1.3 |
| Jewelry, precious metal | | 3911-S | 06/85 | 136.2 | 136.2 | 135.9 | 5.3 | -.2 |
| Musical instruments | 393 | | 06/85 | 175.5 | 175.1 | 175.3 | .6 | .1 |
| Musical instruments | 3931 | | 06/85 | 175.5 | 175.1 | 175.3 | .6 | .1 |
| Primary products | | 3931-P | 06/85 | 175.3 | 174.8 | 175.0 | .6 | .1 |
| Pianos | | 3931-1 | 06/85 | 203.6 | 202.6 | 202.6 | 1.6 | 0 |
| Piano and organ parts | | 3931-3 | 06/85 | 177.6 | (³) | 177.6 | 0 | (³) |
| Other musical instruments | | 3931-4 | 06/85 | 175.3 | 174.8 | 174.8 | .4 | 0 |
| Accessories and parts sold separately, excl. instrument cases and benches | | 3931-431 | 06/85 | 140.3 | 140.3 | 140.3 | .9 | 0 |
| All other instr., incl. electrical and nonelectrical woodwinds and brass winds | | 3931-499 | 06/99 | 104.0 | 103.6 | 103.6 | .2 | 0 |
| Secondary products and miscellaneous receipts | | 3931-SM | | | | | | |
| Miscellaneous receipts | | 3931-M | 06/85 | 200.4 | 201.7 | 201.7 | .7 | 0 |
| Secondary products | | 3931-S | 06/85 | 142.9 | 142.9 | 142.9 | 0 | 0 |
| Toys and amusement, sporting, and athletic goods | 394 | | 12/85 | 123.2 | 123.0 | 122.8 | -.2 | -.2 |
| Dolls and stuffed toys | 3942 | | 12/85 | 121.8 | 122.0 | 122.0 | .8 | 0 |
| Primary products | | 3942-P | 12/85 | 122.9 | 123.1 | 123.1 | .8 | 0 |
| Dolls and stuffed toys | | 3942-1 | 12/85 | 122.9 | 123.1 | 123.1 | .8 | 0 |
| Secondary products and miscellaneous receipts | | 3942-SM | | | | | | |
| Games, toys, and children's vehicles, except dolls and bicycles | 3944 | | 06/85 | 121.0 | 120.8 | 120.8 | .1 | 0 |
| Primary products | | 3944-P | 06/85 | 120.1 | 119.9 | 119.8 | 0 | -.1 |
| Baby carriages and children's vehicles, except bicycles | | 3944-3 | 06/85 | 100.8 | (³) | 99.3 | -.3 | (³) |
| Toys, excluding games, hobbies, and electronic toys | | 3944-4 | 06/85 | 115.1 | 115.1 | 115.0 | .3 | -.1 |
| Other toys incl. dollcarriages & furniture, infant toys & non-powered trans. to | | 3944-427 | 06/99 | 101.7 | 101.5 | 101.4 | .2 | -.1 |
| Pre-school toys, n.e.c., excluding infant toys | | 3944-433 | 06/85 | 123.3 | 124.2 | 123.9 | .5 | -.2 |
| Hobbies, models: craft kits, sets, & individual units; scientific equip., kits or sets | | 3944-5 | 06/85 | 137.5 | 137.5 | 137.5 | -.1 | 0 |
| Operating models (cars, boats, railroads, etc.) incl. plastic static model | | 3944-513 | 06/99 | 109.7 | 109.7 | 109.7 | 0 | 0 |
| Nonelectronic games | | 3944-6 | 06/99 | 99.9 | 99.9 | 99.9 | 0 | 0 |
| Secondary products and miscellaneous receipts | | 3944-SM | | | | | | |
| Miscellaneous receipts | | 3944-M | 11/85 | 122.8 | 122.8 | 122.8 | 0 | 0 |
| Secondary products | | 3944-S | 06/85 | 125.5 | 125.5 | 125.5 | 0 | 0 |
| Sporting and athletic goods, n.e.c. | 3949 | | 12/85 | 126.5 | 126.4 | 126.0 | -.3 | -.3 |
| Primary products | | 3949-P | 12/85 | 127.8 | 127.6 | 127.2 | -.2 | -.3 |
| Fishing tackle and equipment | | 3949-1 | 12/85 | 148.2 | 148.2 | 148.6 | 1.3 | .3 |
| Golf equipment | | 3949-2 | 12/85 | 133.0 | 132.8 | 132.8 | 1.1 | 0 |
| Golf clubs | | 3949-242 | 12/85 | 122.5 | 122.1 | 122.1 | -.2 | 0 |
| Other golf equipment, such as golf balls, bags, carts, tees, shafts, etc. | | 3949-299 | 12/85 | 214.4 | 214.4 | 214.4 | 2.3 | 0 |
| Playground equipment | | 3949-3 | 06/92 | 126.0 | 126.0 | 126.0 | 1.6 | 0 |
| Gymnasium and exercise equipment | | 3949-6 | 06/92 | 102.6 | 102.6 | 102.2 | .4 | -.4 |
| Other sporting and athletic goods | | 3949-9 | 12/85 | 123.8 | 123.5 | 122.5 | -2.5 | -.8 |
| Secondary products and miscellaneous receipts | | 3949-SM | | | | | | |
| Miscellaneous receipts | | 3949-M | 12/85 | 115.4 | 115.4 | 115.4 | -1.1 | 0 |
| Secondary products | | 3949-S | 12/85 | 121.4 | 121.4 | 121.4 | 2.7 | 0 |
| Pens, pencils, and other office and artists' materials | 395 | | 12/85 | 132.7 | 133.0 | 133.3 | .5 | .2 |
| Pens, mechanical pencils, and parts | 3951 | | 12/85 | 155.7 | 156.5 | 157.2 | 1.5 | .4 |
| Primary products | | 3951-P | 12/85 | 157.1 | 158.1 | 158.9 | 1.9 | .5 |
| Ballpoint pens, complete, including roller pens | | 3951-2 | 12/85 | 149.7 | 150.2 | 151.6 | 2.2 | .9 |
| Refillable | | 3951-212 | 12/85 | 175.6 | 177.5 | 177.5 | 1.8 | 0 |
| Markers, fine point and broadtipped | | 3951-8 | 06/93 | 122.2 | 122.2 | 122.2 | 0 | 0 |

See footnotes at end of table.

Table 5. Producer price indexes for the net output of selected industries and their products, not seasonally adjusted
—Continued

| Industry and product ¹ | Industry code | Product code | Index base | Index | | | Percent change to July 2003 from: | |
|--|---------------|--------------|------------|------------------------|------------------------|------------------------|-----------------------------------|------------------|
| | | | | Mar. 2003 ² | June 2003 ² | July 2003 ² | July 2002 | June 2003 |
| Pens, mechanical pencils, and parts—Continued | | | | | | | | |
| Other pens, mechanical pencils, desk sets, pen and pencil parts, and refill cartridges | | 3951-9 | 06/93 | 129.8 | 133.1 | 133.1 | 3.6 | 0.0 |
| Parts for pens, mechanical pencils, including pen holders, refill cartridges .. | | 3951-933 | 12/85 | 170.2 | 177.0 | 177.0 | 5.7 | 0 |
| Other pens and desk sets | | 3951-999 | 06/93 | (³) | (³) | (³) | (³) | (³) |
| Secondary products and miscellaneous receipts | | 3951-SM | | | | | | |
| Secondary products | | 3951-S | 12/85 | 145.2 | 145.2 | 145.2 | 0 | 0 |
| Lead pencils and art goods | 3952 | | 12/85 | 141.6 | 141.6 | 141.5 | -.4 | -.1 |
| Primary products | | 3952-P | 12/85 | 144.8 | 144.8 | 144.8 | -1.1 | 0 |
| Nonmechanical pencils, crayons, and chalk | | 3952-1 | 12/85 | 134.2 | 134.3 | 134.2 | -2.2 | -.1 |
| Nonmechanical wood-cased pencils, all types & graphite & colored sticks .. | | 3952-12 | 12/01 | 95.9 | 95.9 | 95.9 | -4.2 | 0 |
| Artists' equipment | | 3952-2 | 12/85 | 155.3 | 155.3 | 155.3 | .2 | 0 |
| Artists' equip. incl. child's school art equip. airbrushes, drawing tables, etc. | | 3952-23 | 12/01 | 104.6 | 104.6 | 104.6 | .1 | 0 |
| Other art materials, incl. modeling clay, other modeling materials, chalk, etc. | | 3952-24 | 12/01 | 101.1 | 101.1 | 101.1 | .3 | 0 |
| Secondary products and miscellaneous receipts | | 3952-SM | | | | | | |
| Miscellaneous receipts | | 3952-M | 12/88 | 120.6 | 120.6 | 120.6 | 1.0 | 0 |
| Marking devices | 3953 | | 12/85 | 136.1 | 136.1 | 136.3 | 1.3 | .1 |
| Primary products | | 3953-P | 12/85 | 137.6 | 137.6 | 137.9 | 1.3 | .2 |
| Rubber and vinyl stamps | | 3953-1 | 12/85 | 140.3 | 140.3 | 140.3 | .2 | 0 |
| Hand stamps and dies | | 3953-113 | 12/85 | 134.7 | 134.7 | 134.7 | .4 | 0 |
| Permanently inked stamps, excluding printing dies | | 3953-115 | 12/85 | 139.6 | 139.6 | 139.6 | -.1 | 0 |
| Mechanical hand stamps, self inkers including daters, time and numbering stamps | | 3953-2 | 12/85 | 157.1 | 157.1 | 158.7 | 1.9 | 1.0 |
| Other marking devices: stencils, stamp pads and branding irons | | 3953-5 | 12/85 | 120.9 | 120.9 | 120.9 | .5 | 0 |
| Secondary products and miscellaneous receipts | | 3953-SM | | | | | | |
| Miscellaneous receipts | | 3953-M | 12/85 | 130.6 | 130.6 | 130.6 | 0 | 0 |
| Secondary products | | 3953-S | 12/85 | 121.3 | 121.3 | 121.3 | 1.7 | 0 |
| Carbon paper and inked ribbons | 3955 | | 12/85 | 115.0 | 115.1 | 115.1 | -.9 | 0 |
| Primary products | | 3955-P | 12/85 | 115.9 | 116.1 | 115.9 | -1.1 | -.2 |
| Inked ribbons | | 3955-1 | 12/85 | 95.7 | 95.8 | 95.7 | -1.2 | -.1 |
| Carbon and stencil paper | | 3955-2 | 12/85 | 155.7 | 155.7 | (³) | (³) | (³) |
| Secondary products and miscellaneous receipts | | 3955-SM | | | | | | |
| Miscellaneous receipts | | 3955-M | 12/02 | 99.3 | (³) | (³) | (³) | (³) |
| Costume jewelry, costume novelties, buttons, and miscellaneous notions | 396 | | 12/85 | 126.4 | 126.3 | 126.2 | -.2 | -.1 |
| Costume jewelry and costume novelties (except precious metals) | 3961 | | 06/85 | 129.8 | 129.8 | 129.8 | 0 | 0 |
| Primary products | | 3961-P | 06/85 | 127.6 | 127.6 | 127.6 | 0 | 0 |
| Base metal costume jewelry and costume novelties, whether electroplated or not | | 3961-1 | 06/85 | 129.0 | 129.0 | 129.0 | -.1 | 0 |
| Compacts, vanity cases, and other costume jewelry and costume novelties | | 3961-2 | 06/85 | 118.8 | 118.8 | 118.8 | 0 | 0 |
| Secondary products and miscellaneous receipts | | 3961-SM | | | | | | |
| Secondary products | | 3961-S | 06/85 | 143.5 | 143.6 | 143.6 | .7 | 0 |
| Fasteners, buttons, needles, and pins | 3965 | | 12/85 | 127.4 | 126.9 | 126.7 | -.5 | -.2 |
| Primary products | | 3965-P | 12/85 | 128.2 | 127.7 | 127.5 | -.5 | -.2 |
| Buttons and parts, except for precious or semiprecious metals and stones | | 3965-1 | 12/85 | 131.5 | 131.3 | 130.6 | -.5 | -.5 |
| Zippers and slide fasteners | | 3965-4 | 12/85 | 130.7 | (³) | 130.7 | 0 | (³) |
| Needles, pins, fasteners, and similar notions | | 3965-6 | 12/85 | 123.3 | 122.2 | 122.2 | -.9 | 0 |
| Secondary products and miscellaneous receipts | | 3965-SM | | | | | | |
| Miscellaneous receipts | | 3965-M | 12/90 | 110.2 | (³) | (³) | (³) | (³) |
| Resales | | 3965-Z89 | 12/90 | 110.2 | (³) | (³) | (³) | (³) |
| Secondary products | | 3965-S | 12/85 | 119.2 | 119.2 | 119.2 | 0 | 0 |
| Miscellaneous manufacturing industries | 399 | | 12/85 | 140.5 | 141.0 | 142.3 | 1.5 | .9 |
| Brooms and brushes | 3991 | | 12/85 | 142.5 | 142.6 | 142.5 | 1.1 | -.1 |
| Primary products | | 3991-P | 12/85 | 146.2 | 146.3 | 146.3 | 1.1 | 0 |
| Brooms | | 3991-1 | 12/85 | 151.5 | 151.5 | 151.5 | .1 | 0 |
| Paint and varnish brushes and rollers | | 3991-2 | 12/85 | 136.1 | 136.1 | 136.1 | .1 | 0 |
| Whitewash, paint, varnish, paperhanging, marking, and stenciling brushes .. | | 3991-211 | 12/85 | 137.7 | 137.7 | 137.7 | .1 | 0 |
| Paint rollers, roller frames, replacement rollers, and paint pads | | 3991-212 | 12/85 | 133.3 | 133.3 | 133.3 | 0 | 0 |
| Other brushes | | 3991-3 | 12/85 | 150.9 | 151.1 | 151.0 | 2.2 | -.1 |
| Personal brushes | | 3991-311 | 12/85 | 152.4 | 152.5 | 152.4 | 4.2 | -.1 |
| Other brushes, including household, industrial and artists' | | 3991-336 | 12/00 | 102.5 | 102.7 | 102.7 | .8 | 0 |
| Secondary products and miscellaneous receipts | | 3991-SM | | | | | | |
| Miscellaneous receipts | | 3991-M | 12/92 | 112.9 | 112.9 | 112.9 | 1.7 | 0 |
| Secondary products | | 3991-S | 12/85 | 134.6 | 134.6 | 134.6 | 0 | 0 |
| Signs and advertising displays | 3993 | | 12/85 | 145.9 | 145.5 | 145.6 | -.6 | .1 |
| Primary products | | 3993-P | 12/85 | 143.3 | 142.8 | 142.9 | -.9 | -.1 |
| Electric signs | | 3993-1 | 12/85 | 141.1 | (³) | 141.3 | -.1 | (³) |

See footnotes at end of table.

Table 5. Producer price indexes for the net output of selected industries and their products, not seasonally adjusted
—Continued

| Industry and product ¹ | Industry code | Product code | Index base | Index | | | Percent change to July 2003 from: | |
|---|---------------|--------------|------------|------------------------|------------------------|------------------------|-----------------------------------|------------------|
| | | | | Mar. 2003 ² | June 2003 ² | July 2003 ² | July 2002 | June 2003 |
| Signs and advertising displays—Continued | | | | | | | | |
| Luminous tubing signs | | 3993-101 | 12/85 | 119.2 | (³) | 119.4 | 0.3 | (³) |
| Fluorescent signs | | 3993-102 | 12/85 | 156.9 | (³) | 157.4 | .3 | (³) |
| Incandescent bulb electric signs and other electric signs | | 3993-105 | 06/99 | 101.4 | (³) | 101.4 | -.4 | (³) |
| Non-electric signs | | 3993-2 | 12/85 | 149.0 | 147.5 | 147.9 | -2.1 | .3 |
| Metal signs and displays | | 3993-211 | 06/99 | 112.1 | 108.2 | 109.4 | -5.7 | 1.1 |
| Other non-electric signs | | 3993-213 | 06/99 | 107.3 | 107.3 | 107.3 | -.5 | 0 |
| Wood signs and displays | | 3993-215 | 06/99 | 105.0 | 105.0 | 105.0 | -.8 | 0 |
| Advertising specialties | | 3993-3 | 12/85 | 133.1 | 133.1 | 133.1 | 0 | 0 |
| Secondary products and miscellaneous receipts | | 3993-SM | | | | | | |
| Miscellaneous receipts | | 3993-M | 12/85 | 163.1 | 163.1 | 163.2 | .1 | .1 |
| Secondary products | | 3993-S | 12/85 | 173.1 | 173.1 | 173.1 | 8.3 | 0 |
| Burial caskets | 3995 | | 12/84 | 187.0 | 187.1 | 187.0 | 4.2 | -.1 |
| Primary products | | 3995-P | 12/84 | 186.8 | 186.9 | 186.9 | 4.7 | 0 |
| Metal caskets and coffins, completely lined and trimmed, adult sizes only | | 3995-1 | 12/84 | 186.9 | 187.0 | 187.0 | 4.8 | 0 |
| Steel caskets and coffins (excluding stainless steel) | | 3995-113 | 12/84 | 185.3 | 185.5 | 185.4 | 4.8 | -.1 |
| Other metal caskets and coffins (stainless steel, bronze, copper, etc.) | | 3995-115 | 12/84 | 195.2 | 195.2 | 195.2 | 4.7 | 0 |
| Wood caskets and coffins, completely lined and trimmed, adult sizes only | | 3995-2 | 12/84 | 204.0 | 204.0 | 204.0 | 3.6 | 0 |
| Hardwood | | 3995-252 | 12/84 | 203.6 | 203.6 | 203.6 | 3.5 | 0 |
| Other caskets and coffins and metal vaults | | 3995-3 | 12/84 | 163.3 | 163.3 | 163.3 | 7.2 | 0 |
| Hard surface floor coverings | 3996 | | 12/85 | 136.7 | 136.7 | 139.1 | 2.3 | 1.8 |
| Primary products | | 3996-P | 12/85 | 139.3 | 139.3 | 141.8 | 2.3 | 1.8 |
| Hard surface floor coverings | | 3996-1 | 12/85 | 139.3 | 139.3 | 141.8 | 2.3 | 1.8 |
| Manufacturing industries, n.e.c. | 3999 | | 12/85 | 129.4 | 131.0 | 133.6 | 2.9 | 2.0 |
| Primary products | | 3999-P | 12/85 | 132.2 | 134.0 | 137.1 | 3.1 | 2.3 |
| Chemical fire extinguishing equipment and parts | | 3999-1 | 12/85 | 171.9 | 171.9 | 176.0 | 4.8 | 2.4 |
| Coin operated amusement machines | | 3999-2 | 12/85 | (³) | (³) | (³) | (³) | (³) |
| Candles | | 3999-4 | 12/85 | 137.4 | 138.0 | 138.0 | .6 | 0 |
| Feathers, plumes, and artificial trees and flowers | | 3999-8 | 12/85 | 142.1 | (³) | (³) | (³) | (³) |
| Miscellaneous fabricated products, n.e.c. | | 3999-9 | 12/85 | 134.8 | 134.7 | 134.7 | .8 | 0 |
| Secondary products and miscellaneous receipts | | 3999-SM | | | | | | |
| Miscellaneous receipts | | 3999-M | 12/85 | (³) | (³) | (³) | (³) | (³) |
| Secondary products | | 3999-S | 12/85 | 120.9 | 120.9 | 120.9 | -.2 | 0 |
| Services Industries | | | | | | | | |
| Railroad transportation | 40 | | 12/96 | 108.3 | 108.4 | 108.3 | 1.4 | -.1 |
| Railroads | 401 | | 12/96 | 108.3 | 108.4 | 108.3 | 1.4 | -.1 |
| Railroads, line-haul operating | 4011 | | 12/84 | 120.9 | 120.9 | 120.8 | 1.4 | -.1 |
| Primary products and services | | 4011-P | 12/84 | 120.9 | 120.9 | 120.8 | 1.4 | -.1 |
| Freight transportation (Non-TOFC/TOFC) | | 4011-X | 12/96 | 107.9 | 108.0 | 107.9 | 1.8 | -.1 |
| Non-trailer on flatcar shipments (Non-TOFC) | | 4011-1 | 12/96 | 108.0 | 108.5 | 108.2 | 1.7 | -.3 |
| Farm products | | 4011-A01 | 12/84 | 129.9 | 133.1 | 132.5 | 6.0 | -.5 |
| Metallic ores | | 4011-A02 | 12/84 | 107.6 | 104.5 | 105.5 | -3.1 | 1.0 |
| Coal | | 4011-A03 | 12/84 | 110.1 | 110.1 | 110.1 | .2 | 0 |
| Non-metallic minerals | | 4011-A04 | 12/84 | 125.5 | 125.7 | 125.6 | .6 | -.1 |
| Food products | | 4011-A05 | 12/84 | 101.4 | 101.6 | 101.4 | -1.8 | -.2 |
| Lumber and wood products | | 4011-A06 | 12/84 | 121.6 | 123.3 | 122.8 | .7 | -.4 |
| Pulp, paper, and allied products | | 4011-A07 | 12/84 | 122.9 | 123.0 | 123.0 | .2 | 0 |
| Chemicals and allied products | | 4011-A08 | 12/84 | 129.6 | 130.0 | 130.0 | 3.3 | 0 |
| Petroleum and coal products | | 4011-A09 | 12/84 | 128.7 | 129.4 | 129.1 | 1.2 | -.2 |
| Stone, clay, glass, and concrete products | | 4011-B01 | 12/84 | 126.3 | 127.1 | 126.5 | 3.6 | -.5 |
| Primary metal products | | 4011-B02 | 12/84 | 136.2 | 140.4 | 132.3 | -.4 | -5.8 |
| Transportation equipment | | 4011-B03 | 12/84 | 136.2 | 137.1 | 136.5 | 4.3 | -.4 |
| All other shipments | | 4011-B04 | 12/96 | 118.2 | 113.5 | 117.0 | 4.1 | 3.1 |
| Trailer on flatcar shipments(TOFC) | | 4011-2 | 12/96 | 107.5 | 105.2 | 106.3 | 2.1 | 1.0 |
| Passenger transportation | | 4011-3 | 12/96 | 117.9 | 117.9 | 117.9 | -6.3 | 0 |
| First class | | 4011-301 | 12/96 | 107.3 | 107.4 | 107.4 | -6.4 | 0 |
| Coach | | 4011-303 | 12/96 | 127.8 | 127.8 | 127.8 | 0 | 0 |
| Coach, discount | | 4011-305 | 12/96 | 115.2 | 115.2 | 115.2 | -12.3 | 0 |
| Motor freight transportation and warehousing | 42 | | 06/93 | 127.3 | 127.5 | 127.8 | 2.8 | .2 |
| Trucking and courier services, except air | 421 | | 06/93 | 127.8 | 127.9 | 128.3 | 2.9 | .3 |
| Local trucking without storage | 4212 | | 06/93 | 116.6 | 117.3 | 117.6 | 2.3 | .3 |
| Primary services | | 4212-P | 06/93 | 116.8 | 117.5 | 117.7 | 2.4 | .2 |
| General freight trucking | | 4212-1 | 06/93 | 109.0 | 109.5 | 110.7 | 3.9 | 1.1 |
| Waste collection | | 4212-2 | 06/93 | 133.6 | 134.9 | 134.6 | 2.7 | -.2 |
| Dump trucking | | 4212-3 | 06/93 | 121.1 | 122.0 | 122.0 | 1.9 | 0 |
| Other local trucking without storage | | 4212-4 | 06/93 | 104.4 | 104.4 | 104.4 | .5 | 0 |
| Other receipts | | 4212-SM | 06/93 | 113.8 | 114.4 | 116.0 | 2.0 | 1.4 |

See footnotes at end of table.

Table 5. Producer price indexes for the net output of selected industries and their products, not seasonally adjusted

—Continued

| Industry and product ¹ | Industry code | Product code | Index base | Index | | | Percent change to July 2003 from: | |
|---|---------------|--------------|------------|------------------------|------------------------|------------------------|-----------------------------------|------------------|
| | | | | Mar. 2003 ² | June 2003 ² | July 2003 ² | July 2002 | June 2003 |
| Trucking, except local | 4213 | | 06/92 | 131.1 | 130.8 | 131.2 | 2.8 | 0.3 |
| Primary services | | 4213-P | 06/92 | 131.6 | 131.2 | 131.6 | 2.8 | .3 |
| Household goods moving | | 4213-2 | 06/92 | 144.8 | 145.7 | 145.5 | 4.9 | -.1 |
| General freight trucking | | 4213-3 | 06/92 | 135.6 | 135.3 | 135.9 | 2.9 | .4 |
| Less than truckload | | 4213-311 | 06/92 | 166.9 | 165.2 | 165.9 | 4.4 | .4 |
| Truckload | | 4213-312 | 06/92 | 111.4 | 111.5 | 112.0 | 2.3 | .4 |
| Other trucking, except local | | 4213-6 | 06/01 | 101.7 | 101.0 | 101.0 | 1.6 | 0 |
| Other receipts | | 4213-SM | 06/92 | 122.1 | 123.8 | 124.5 | 5.2 | .6 |
| Local trucking with storage | 4214 | | 06/93 | 118.4 | 118.5 | 120.0 | 1.9 | 1.3 |
| Primary services | | 4214-P | 06/93 | 118.7 | 118.9 | 120.4 | 1.9 | 1.3 |
| Household goods moving | | 4214-2 | 06/01 | 101.3 | 101.8 | 101.7 | 0 | -.1 |
| Other local trucking with storage | | 4214-3 | 06/01 | 103.9 | 103.7 | 106.5 | 4.0 | 2.7 |
| Other receipts | | 4214-SM | 06/93 | 115.1 | 115.1 | 115.1 | .1 | 0 |
| Courier services, except by air | 4215 | | 12/92 | 144.4 | 145.2 | 145.2 | 4.8 | 0 |
| Primary services | | 4215-P | 12/92 | 145.2 | 146.0 | 146.0 | 4.8 | 0 |
| Local courier services | | 4215-1 | 12/92 | 128.3 | 128.4 | 128.7 | 0 | .2 |
| Hub and spoke, intercity courier services | | 4215-2 | 12/92 | 149.8 | 150.7 | 150.7 | 5.5 | 0 |
| Other receipts | | 4215-SM | 12/92 | 163.6 | (³) | 163.6 | 0 | (³) |
| Public warehousing and storage | 422 | | 06/93 | 116.6 | 117.0 | 117.1 | 1.5 | .1 |
| Farm product warehousing and storage | 4221 | | 12/92 | 115.9 | 115.9 | 116.0 | .4 | .1 |
| Primary services | | 4221-P | 12/92 | 116.3 | 116.3 | 116.4 | .4 | .1 |
| Warehousing and storage of cotton, wool, and mohair | | 4221-3 | 12/92 | 110.3 | 110.3 | 110.3 | 1.0 | 0 |
| Warehousing and storage of other farm products | | 4221-4 | 06/00 | 107.4 | 107.4 | 107.5 | .1 | .1 |
| Other receipts | | 4221-SM | 12/92 | 108.8 | (³) | 108.8 | 0 | (³) |
| Refrigerated warehousing and storage | 4222 | | 12/91 | 109.7 | 109.7 | 109.7 | -.2 | 0 |
| Primary services | | 4222-P | 12/91 | 109.3 | 109.4 | 109.4 | -.1 | 0 |
| Commodities in cold storage | | 4222-2 | 12/91 | 109.8 | 109.8 | 109.8 | -.1 | 0 |
| Fruits, including frozen juices | | 4222-201 | 12/98 | 112.9 | 112.9 | 112.9 | -1.6 | 0 |
| Vegetables, including potatoes | | 4222-202 | 12/98 | 103.0 | 103.0 | 103.0 | 0 | 0 |
| Meat, poultry, and fish | | 4222-203 | 12/98 | 104.4 | 104.8 | 104.7 | .3 | -.1 |
| Prepared foods | | 4222-206 | 12/91 | 108.3 | 108.8 | 108.6 | .4 | -.2 |
| Other commodities in cold storage | | 4222-209 | 12/98 | 100.1 | 99.4 | 99.7 | .3 | .3 |
| Storage related services | | 4222-3 | 12/91 | 106.3 | 106.4 | 106.4 | .1 | 0 |
| Other receipts | | 4222-SM | 12/91 | 115.7 | 115.5 | 115.7 | -.9 | .2 |
| General warehousing and storage | 4225 | | 06/93 | 120.3 | 120.8 | 121.0 | 1.9 | .2 |
| Primary services | | 4225-P | 06/93 | 120.6 | 121.1 | 121.3 | 1.9 | .2 |
| General warehousing and storage of goods | | 4225-1 | 06/93 | 108.9 | 109.4 | 109.2 | 2.2 | -.2 |
| Self-storage | | 4225-2 | 06/93 | 146.6 | 147.3 | 148.2 | 1.4 | .6 |
| Other receipts | | 4225-SM | 06/93 | 115.3 | 115.6 | 115.6 | .4 | 0 |
| United States Postal Service | 43 | | 06/89 | 155.0 | 155.0 | 155.0 | 0 | 0 |
| United States Postal Service | 4311 | | 06/89 | 155.0 | 155.0 | 155.0 | 0 | 0 |
| Primary services | | 4311-P | 06/89 | 155.0 | 155.0 | 155.0 | 0 | 0 |
| First class mail | | 4311-1 | 06/89 | 146.8 | 146.8 | 146.8 | 0 | 0 |
| Letter mail | | 4311-111 | 06/89 | 143.0 | 143.0 | 143.0 | 0 | 0 |
| Post cards | | 4311-112 | 06/89 | 155.1 | 155.1 | 155.1 | 0 | 0 |
| Priority mail | | 4311-113 | 06/89 | 172.3 | 172.3 | 172.3 | 0 | 0 |
| Periodicals (second class mail) | | 4311-2 | 06/89 | 202.5 | 202.5 | 202.5 | 0 | 0 |
| In county mail | | 4311-211 | 06/89 | 142.1 | 142.1 | 142.1 | 0 | 0 |
| Regular rate mail | | 4311-212 | 06/89 | 206.0 | 206.0 | 206.0 | 0 | 0 |
| Nonprofit rate mail | | 4311-213 | 06/89 | 208.0 | 208.0 | 208.0 | 0 | 0 |
| Classroom rate mail | | 4311-214 | 06/89 | 144.6 | 144.6 | 144.6 | 0 | 0 |
| Periodical mailing fees | | 4311-299 | 06/89 | 86.5 | 86.5 | 86.5 | 0 | 0 |
| Standard class A (third class mail) | | 4311-3 | 06/89 | 169.7 | 169.7 | 169.7 | 0 | 0 |
| Regular bulk mail | | 4311-312 | 06/89 | 168.8 | 168.8 | 168.8 | 0 | 0 |
| Nonprofit bulk mail | | 4311-313 | 06/89 | 174.4 | 174.4 | 174.4 | 0 | 0 |
| Standard class A mailing fees | | 4311-399 | 06/89 | 250.0 | 250.0 | 250.0 | 0 | 0 |
| Standard class B (fourth class mail) | | 4311-4 | 06/89 | 163.9 | 163.9 | 163.9 | 0 | 0 |
| Parcel post | | 4311-411 | 06/89 | 180.3 | 180.3 | 180.3 | 0 | 0 |
| Bound printed matter | | 4311-412 | 06/89 | 135.7 | 135.7 | 135.7 | 0 | 0 |
| Special rate mail | | 4311-413 | 06/89 | 139.6 | 139.6 | 139.6 | 0 | 0 |
| Library rate mail | | 4311-414 | 06/89 | 191.1 | 191.1 | 191.1 | 0 | 0 |
| International mail | | 4311-5 | 06/89 | 116.9 | 116.9 | 116.9 | 0 | 0 |
| International air mail | | 4311-511 | 06/89 | 106.4 | 106.4 | 106.4 | 0 | 0 |
| International surface mail | | 4311-512 | 06/89 | 185.4 | 185.4 | 185.4 | 0 | 0 |
| Terminal dues and transit fees | | 4311-513 | 06/89 | 100.0 | 100.0 | 100.0 | 0 | 0 |
| Special services and fees | | 4311-6 | 06/89 | 177.7 | 177.7 | 177.7 | 0 | 0 |
| Special services | | 4311-611 | 06/89 | 179.9 | 179.9 | 179.9 | 0 | 0 |
| Domestic mail fees | | 4311-612 | 06/89 | 160.4 | 160.4 | 160.4 | 0 | 0 |
| Other services and fees | | 4311-613 | 06/89 | 181.6 | 181.6 | 181.6 | 0 | 0 |

See footnotes at end of table.

Table 5. Producer price indexes for the net output of selected industries and their products, not seasonally adjusted
—Continued

| Industry and product ¹ | Industry code | Product code | Index base | Index | | | Percent change to July 2003 from: | |
|---|---------------|--------------|------------|------------------------|------------------------|------------------------|-----------------------------------|------------------|
| | | | | Mar. 2003 ² | June 2003 ² | July 2003 ² | July 2002 | June 2003 |
| United States Postal Service—Continued | | | | | | | | |
| Express mail | | 4311-912 | 06/89 | 156.1 | 156.1 | 156.1 | 0.0 | 0.0 |
| Mailgram service | | 4311-913 | 06/89 | 75.0 | 75.0 | 75.0 | 0 | 0 |
| Water transportation | 44 | | 12/92 | 140.9 | 147.8 | 151.1 | 11.6 | 2.2 |
| Deep sea foreign transportation of freight | 441 | | 12/96 | 173.2 | 192.6 | 201.2 | 23.7 | 4.5 |
| Deep sea foreign transportation of freight | 4412 | | 06/88 | 201.1 | 223.6 | 233.5 | 23.7 | 4.4 |
| Primary services | | 4412-P | 06/88 | 205.2 | 228.4 | 238.7 | 24.0 | 4.5 |
| Inbound services | | 4412-1 | 06/88 | 273.2 | 320.1 | 339.5 | 34.3 | 6.1 |
| Outbound services | | 4412-2 | 06/88 | 146.4 | 143.6 | 143.9 | 5.2 | .2 |
| Deep sea domestic transportation of freight | 442 | | 12/96 | 116.7 | 116.6 | 116.6 | 2.8 | 0 |
| Deep sea domestic transportation of freight | 4424 | | 06/88 | 145.4 | 145.2 | 145.2 | 2.8 | 0 |
| Primary services | | 4424-P | 06/88 | 145.8 | 145.3 | 145.3 | 1.7 | 0 |
| Other receipts | | 4424-SM | 06/88 | 133.2 | (³) | 133.8 | 6.3 | (³) |
| Freight transportation, Great Lakes-St Lawrence Seaway | 443 | | 12/96 | 101.1 | 101.1 | 101.1 | 0 | 0 |
| Freight transportation on the Great Lakes/St. Lawrence Seaway | 4432 | | 12/91 | 106.2 | 106.2 | 106.2 | 0 | 0 |
| Primary services | | 4432-P | 12/91 | 106.2 | 106.2 | 106.2 | 0 | 0 |
| Freight transportation on the Great Lakes/St. Lawrence Seaway | | 4432-3 | 12/98 | 98.8 | 98.8 | 98.8 | 0 | 0 |
| Water transportation of freight, n.e.c. | 444 | | 12/96 | 117.9 | 114.9 | 114.0 | 2.2 | -.8 |
| Water transportation of freight, n.e.c. | 4449 | | 12/90 | 125.8 | 122.6 | 121.6 | 2.2 | -.8 |
| Primary services | | 4449-P | 12/90 | 125.5 | 122.2 | 121.3 | 2.6 | -.7 |
| Mississippi River transportation | | 4449-1 | 12/90 | 127.4 | 122.5 | 121.4 | 2.2 | -.9 |
| Coal | | 4449-141 | 12/90 | 104.2 | 104.9 | 96.8 | -4.2 | -7.7 |
| Refined petroleum products | | 4449-151 | 12/90 | 137.6 | 134.2 | 139.2 | 5.9 | 3.7 |
| Other Mississippi River transportation | | 4449-171 | 12/90 | 142.3 | 132.1 | 134.5 | 4.9 | 1.8 |
| Atlantic inland, Pacific inland, and other water transportation of freight, n.e.c. | | 4449-9 | 06/98 | 113.9 | 116.2 | 116.3 | 4.4 | .1 |
| Other receipts | | 4449-SM | 12/90 | 122.6 | 121.8 | 118.7 | -4.7 | -2.5 |
| Marine cargo handling | 4491 | | 12/91 | 110.8 | 111.0 | 111.4 | .8 | .4 |
| Primary services | | 4491-P | 12/91 | 111.3 | 111.5 | 112.0 | .9 | .4 |
| Stevedoring services | | 4491-3 | 12/98 | 102.1 | 101.9 | 102.6 | .4 | .7 |
| Containers | | 4491-301 | 12/98 | 102.0 | 101.2 | 103.3 | 1.2 | 2.1 |
| Other stevedoring services | | 4491-307 | 12/98 | 102.1 | 102.1 | 102.2 | .1 | .1 |
| Wharfage | | 4491-4 | 12/98 | 111.5 | 111.6 | 111.8 | 1.3 | .2 |
| Other marine cargo handling services | | 4491-7 | 12/98 | 106.9 | 108.3 | 108.1 | 1.7 | -.2 |
| Other receipts | | 4491-SM | 12/91 | 114.4 | 114.4 | 114.5 | .1 | .1 |
| Tugging and towing services | 4492 | | 12/92 | 128.9 | 129.1 | 129.1 | 1.6 | 0 |
| Primary services | | 4492-P | 12/92 | 130.2 | 130.6 | 130.5 | 1.6 | -.1 |
| Vessel docking and undocking services | | 4492-3 | 12/92 | 127.0 | 127.4 | 127.3 | 1.3 | -.1 |
| Other tugging and towing services | | 4492-4 | 12/92 | 135.9 | 136.2 | 136.2 | 2.3 | 0 |
| Other receipts | | 4492-SM | 12/92 | 123.0 | 121.3 | 121.4 | .6 | .1 |
| Transportation by air | 45 | | 12/92 | 161.8 | 162.4 | 163.3 | 3.4 | .6 |
| Air transportation, scheduled and air courier services | 451 | | 12/89 | 198.1 | 199.2 | 199.8 | 3.4 | .3 |
| Air transportation, scheduled | 4512 | | 12/89 | 205.1 | 206.4 | 207.4 | 3.6 | .5 |
| Primary services | | 4512-P | 12/89 | 211.7 | 213.0 | 214.1 | 3.9 | .5 |
| Scheduled air cargo transportation | | 4512-1 | 12/87 | 122.6 | 124.4 | 124.4 | 5.2 | 0 |
| Property | | 4512-111 | 12/87 | 127.5 | 127.4 | 127.4 | 4.3 | 0 |
| Mail | | 4512-112 | 12/87 | 109.1 | 118.9 | 119.0 | 9.6 | .1 |
| Scheduled air passenger transportation | | 4512-2 | 12/89 | 220.0 | 221.1 | 222.4 | 3.8 | .6 |
| Domestic | | 4512-211 | 12/89 | 226.1 | 228.2 | 230.1 | 5.6 | .8 |
| First class, including business | | 4512-21106 | 12/99 | 121.4 | 122.4 | 122.0 | 1.6 | -.3 |
| Coach | | 4512-21107 | 12/99 | 126.8 | 128.0 | 129.4 | 6.8 | 1.1 |
| International | | 4512-212 | 12/89 | 186.2 | 185.2 | 184.9 | -1.0 | -.2 |
| Air courier services | 4513 | | 12/89 | 141.5 | 141.9 | 140.9 | 2.5 | -.7 |
| Primary services | | 4513-P | 12/87 | 144.4 | 144.8 | 143.7 | 2.6 | -.8 |
| Domestic air courier services | | 4513-2 | 12/98 | 128.4 | 128.5 | 128.0 | 2.5 | -.4 |
| International air courier services | | 4513-3 | 12/98 | 117.8 | 118.7 | 116.7 | 2.8 | -1.7 |
| Air transportation, nonscheduled | 452 | | 12/96 | 117.7 | 116.6 | 117.2 | 2.2 | .5 |
| Air transportation, nonscheduled | 4522 | | 06/92 | 125.6 | 124.4 | 125.1 | 2.2 | .6 |
| Primary services | | 4522-P | 06/92 | 124.8 | 125.1 | 125.8 | 2.4 | .6 |
| Passenger and freight charter, including air taxi | | 4522-5 | 12/00 | 105.2 | 105.5 | 106.3 | 2.9 | .8 |
| Air ambulance | | 4522-6 | 06/92 | 138.5 | 138.5 | 138.5 | 1.5 | 0 |

See footnotes at end of table.

Table 5. Producer price indexes for the net output of selected industries and their products, not seasonally adjusted
—Continued

| Industry and product ¹ | Industry code | Product code | Index base | Index | | | Percent change to July 2003 from: | |
|--|---------------|--------------|------------|------------------------|------------------------|------------------------|-----------------------------------|------------------|
| | | | | Mar. 2003 ² | June 2003 ² | July 2003 ² | July 2002 | June 2003 |
| Air transportation, nonscheduled—Continued | | | | | | | | |
| Air sightseeing and other services | | 4522-7 | 12/00 | 110.5 | 110.5 | 110.7 | 0.5 | 0.2 |
| Other receipts | | 4522-SM | 06/92 | 127.5 | 121.0 | 121.2 | 1.4 | .2 |
| Airports, flying fields, and airport terminal services | 458 | | 12/96 | 124.8 | 123.1 | 127.6 | 3.4 | 3.7 |
| Airports, flying fields, and airport terminal services | 4581 | | 06/92 | 133.5 | 131.7 | 136.5 | 3.4 | 3.6 |
| Primary services | | 4581-P | 06/92 | 132.9 | 130.7 | 136.1 | 3.9 | 4.1 |
| Services provided by airports | | 4581-1 | 06/92 | 138.8 | 134.0 | 143.7 | 3.4 | 7.2 |
| Lease space for concessions | | 4581-11111 | 06/92 | 149.1 | 137.0 | 163.8 | 2.9 | 19.6 |
| Services rendered to air passenger and cargo carriers | | 4581-11112 | 06/92 | 144.6 | 142.9 | 145.1 | 4.8 | 1.5 |
| Other airport services | | 4581-11113 | 06/92 | 95.7 | 95.7 | 95.8 | -.6 | .1 |
| Aircraft services | | 4581-2 | 06/92 | 124.7 | 125.6 | 125.7 | 4.6 | .1 |
| Fuels and lubricants | | 4581-211 | 06/92 | 134.8 | 135.1 | 135.5 | 12.4 | .3 |
| Aircraft maintenance and repair | | 4581-212 | 06/92 | 123.5 | 125.2 | 125.2 | 1.5 | 0 |
| Ramp service, aircraft parking, tiedown and storage | | 4581-213 | 06/92 | 120.9 | 120.9 | 121.4 | 3.9 | .4 |
| Other aircraft services | | 4581-214 | 06/92 | 133.0 | 133.0 | 133.0 | 10.9 | 0 |
| Other receipts | | 4581-SM | 06/92 | 146.9 | 148.9 | 148.9 | .3 | 0 |
| Pipelines, except natural gas | 46 | | 12/86 | 111.0 | 111.9 | 111.9 | -.4 | 0 |
| Crude petroleum pipelines | 4612 | | 06/86 | 111.0 | 111.4 | 111.4 | -1.1 | 0 |
| Primary services | | 4612-P | 06/86 | 109.2 | 109.5 | 109.5 | -1.4 | 0 |
| Pipeline transportation of crude petroleum | | 4612-3 | 06/86 | 106.0 | 106.3 | 106.3 | -1.4 | 0 |
| Trans-Alaskan Pipeline System transportation | | 4612-311 | 06/86 | 95.5 | 95.5 | 95.5 | -4.9 | 0 |
| Pipeline transportation of crude petroleum, except on the TAPS | | 4612-312 | 06/86 | 123.2 | 123.6 | 123.7 | .5 | .1 |
| Other receipts | | 4612-SM | 06/86 | 131.0 | 133.1 | 133.1 | 1.6 | 0 |
| Refined petroleum pipelines | 4613 | | 06/86 | 110.9 | 112.9 | 112.8 | 1.3 | -.1 |
| Primary services | | 4613-P | 06/86 | 111.0 | 113.1 | 113.0 | 1.3 | -.1 |
| Pipeline transportation of refined petroleum products | | 4613-1 | 06/86 | 112.6 | 114.7 | 114.6 | 1.2 | -.1 |
| Other receipts | | 4613-SM | 02/94 | 107.8 | 109.2 | (^c) | (^c) | (^c) |
| Travel agencies | 4724 | | 12/89 | 113.2 | 112.8 | 112.7 | -1.7 | -.1 |
| Primary services | | 4724-P | 12/89 | 113.9 | 113.5 | 113.4 | -1.6 | -.1 |
| Airline arrangements | | 4724-1 | 12/89 | 97.8 | 96.4 | 97.0 | -4.4 | .6 |
| Domestic flights | | 4724-111 | 12/89 | 111.1 | 108.9 | 109.8 | -4.4 | .8 |
| Business domestic airline bookings | | 4724-11101 | 06/02 | 97.4 | 95.1 | 95.1 | -4.6 | 0 |
| Leisure domestic airline bookings | | 4724-11102 | 06/02 | 96.5 | 95.0 | 96.2 | -4.3 | 1.3 |
| International flights | | 4724-112 | 12/89 | 58.2 | 58.6 | 58.6 | -4.6 | 0 |
| Business international airline bookings | | 4724-11201 | 06/02 | 94.7 | 96.5 | 96.4 | -4.7 | -.1 |
| Leisure international airline bookings | | 4724-11202 | 06/02 | 95.6 | 95.6 | 95.6 | -4.4 | 0 |
| Other travel arrangements, except airline | | 4724-2 | 12/89 | 159.7 | 160.3 | 159.4 | .3 | -.6 |
| Hotel and car rental bookings | | 4724-211 | 12/89 | 176.6 | 174.1 | 174.6 | 2.5 | .3 |
| Cruise and tour bookings | | 4724-222 | 06/02 | 98.3 | 100.8 | 99.0 | -2.1 | -1.8 |
| Other travel arrangements and service fees | | 4724-233 | 06/02 | 100.8 | 100.7 | 100.8 | -.2 | .1 |
| Other receipts | | 4724-SM | 06/02 | 100.3 | 100.3 | 100.3 | .3 | 0 |
| Arrangement of transportation of freight and cargo | 473 | | 12/96 | 97.4 | 97.7 | 98.7 | 1.2 | 1.0 |
| Freight transportation arrangement | 4731 | | 12/94 | 99.4 | 99.7 | 100.7 | 1.3 | 1.0 |
| Primary services | | 4731-P | 12/94 | 99.2 | 99.5 | 100.5 | 1.2 | 1.0 |
| Freight forwarding | | 4731-1 | 12/94 | 97.5 | 98.1 | 100.4 | 2.8 | 2.3 |
| Arrangement of freight and cargo n.e.c. | | 4731-2 | 12/94 | 100.9 | 100.9 | 100.9 | 0 | 0 |
| Other receipts | | 4731-SM | 06/01 | 103.8 | 103.8 | 103.8 | 1.7 | 0 |
| Communications | 48 | | 06/01 | 96.9 | 97.6 | 97.2 | -.1 | -.4 |
| Telephone communications | 481 | | 06/99 | 88.3 | 88.1 | 88.1 | -2.0 | 0 |
| Wireless telecommunications | 4812 | | 06/99 | 91.5 | 92.1 | 92.6 | -.3 | .5 |
| Primary services | | 4812-P | 06/99 | 91.5 | 92.1 | 92.6 | -.3 | .5 |
| Cellular and other wireless voice grade services | | 4812-1 | 06/99 | 90.6 | 91.0 | 91.5 | -.4 | .5 |
| Paging services | | 4812-2 | 06/99 | 101.8 | 104.6 | 105.5 | .4 | .9 |
| Telephone communications, except radiotelephone | 4813 | | 06/95 | 85.8 | 85.6 | 85.6 | -2.1 | 0 |
| Primary products | | 4813-P | 06/95 | 85.8 | 85.6 | 85.6 | -2.1 | 0 |
| Local service, except private lines | | 4813-1 | 06/95 | 104.0 | 104.0 | 104.1 | .1 | .1 |
| Residence local service | | 4813-111 | 06/95 | 106.2 | 106.3 | 106.4 | .3 | .1 |
| Business local service | | 4813-112 | 06/95 | 101.1 | 101.1 | 101.1 | 0 | 0 |
| Coin local service | | 4813-113 | 06/95 | 103.9 | 103.9 | 103.9 | -.4 | 0 |
| Other local service | | 4813-114 | 06/95 | 112.6 | 112.6 | 112.6 | .3 | 0 |
| Directory assistance | | 4813-11401 | 06/95 | 119.9 | 119.9 | 119.9 | .3 | 0 |
| Other local service, except directory assistance | | 4813-11409 | 06/95 | 100.0 | 100.0 | 100.0 | 0 | 0 |
| Public switched toll service | | 4813-2 | 06/95 | 70.2 | 69.8 | 69.7 | -4.9 | -.1 |
| Residence switched toll service | | 4813-21 | 06/95 | 79.8 | 79.0 | 79.3 | -4.6 | .4 |
| Intrastate residence switched toll service | | 4813-211 | 06/95 | 87.4 | 87.5 | 87.0 | -8.1 | -.6 |

See footnotes at end of table.

Table 5. Producer price indexes for the net output of selected industries and their products, not seasonally adjusted

—Continued

| Industry and product ¹ | Industry code | Product code | Index base | Index | | | Percent change to July 2003 from: | |
|---|---------------|--------------|------------|------------------------|------------------------|------------------------|-----------------------------------|------------------|
| | | | | Mar. 2003 ² | June 2003 ² | July 2003 ² | July 2002 | June 2003 |
| Telephone communications, except radiotelephone—Continued | | | | | | | | |
| Interstate residence switched toll service | | 4813-212 | 06/95 | 81.6 | 80.8 | 81.0 | 0.1 | 0.2 |
| International residence switched toll service | | 4813-213 | 06/95 | 37.0 | 33.6 | 35.7 | -15.2 | 6.3 |
| Business switched toll service | | 4813-22 | 06/95 | 58.7 | 58.8 | 58.4 | -5.0 | -7 |
| Business switched access toll service | | 4813-221 | 06/95 | 67.9 | 68.5 | 67.0 | -7.1 | -2.2 |
| Outbound business switched access toll service | | 4813-2211 | 06/95 | 64.4 | 63.3 | 61.8 | -12.3 | -2.4 |
| Intrastate business switched access toll service, outbound | | 4813-22111 | 06/95 | 90.0 | 89.2 | 88.9 | -3.3 | -3 |
| Interstate business switched access toll service, outbound | | 4813-22112 | 06/95 | 40.6 | 38.7 | 34.5 | -30.2 | -10.9 |
| International business switched access toll service, outbound | | 4813-22113 | 06/95 | 40.4 | 39.8 | 40.4 | -24.3 | 1.5 |
| Inbound business switched access toll service | | 4813-2212 | 06/95 | 74.0 | 77.4 | 75.9 | 1.5 | -1.9 |
| Intrastate business switched access toll service, inbound | | 4813-22121 | 06/95 | 63.3 | 64.6 | 64.5 | 2.1 | -2 |
| Interstate business switched access toll service, inbound | | 4813-22122 | 06/95 | 60.2 | 66.4 | 61.9 | -2.5 | -6.8 |
| International business switched access toll service, inbound | | 4813-22123 | 06/95 | 52.6 | 54.8 | 65.5 | 66.2 | 19.5 |
| Business special access switched toll service, except private lines | | 4813-222 | 06/95 | 43.1 | 42.6 | 43.7 | -5 | 2.6 |
| Outbound business special access switched toll service | | 4813-2221 | 06/95 | 37.4 | 35.9 | 39.3 | 3.1 | 9.5 |
| Intrastate business special access switched toll service, outbound | | 4813-22211 | 06/95 | 46.8 | 44.2 | 51.1 | 2.8 | 15.6 |
| Interstate business special access switched toll service, outbound | | 4813-22212 | 06/95 | 29.7 | 26.2 | 31.0 | 11.9 | 18.3 |
| International business special access switched toll service, outbound .. | | 4813-22213 | 06/95 | 29.9 | 31.7 | 32.8 | -4.9 | 3.5 |
| Inbound business special access switched toll service | | 4813-2222 | 06/95 | 53.2 | 54.7 | 51.0 | -5.9 | -6.8 |
| Intrastate business special access switched toll service, inbound | | 4813-22221 | 06/95 | 51.5 | 46.9 | 51.0 | 5.2 | 8.7 |
| Interstate business special access switched toll service, inbound | | 4813-22222 | 06/95 | 43.4 | 47.5 | 39.4 | -14.5 | -17.1 |
| International business special access switched toll service, inbound | | 4813-22223 | 06/95 | 60.9 | 55.4 | 56.4 | -24.0 | 1.8 |
| Other toll service | | 4813-29 | 06/95 | 90.5 | 86.9 | 85.6 | -14.0 | -1.5 |
| Private line service | | 4813-3 | 06/95 | 101.3 | 101.3 | 101.2 | .3 | -1 |
| Intrastate private line service | | 4813-31 | 06/95 | 103.7 | 103.7 | 103.6 | .9 | -1 |
| LEC intrastate private line service | | 4813-311 | 06/95 | 104.2 | 104.2 | 104.1 | 1.0 | -1 |
| Other telephone services | | 4813-9 | 06/95 | 101.9 | 101.9 | 101.9 | .3 | 0 |
| Directory advertising | | 4813-91 | 06/95 | 102.3 | 102.3 | 102.3 | .3 | 0 |
| Other telephone services | | 4813-99 | 06/95 | 100.0 | 100.0 | 100.0 | 0 | 0 |
| Radio and television broadcasting stations | 483 | | 06/01 | 97.8 | 101.2 | 98.2 | 3.3 | -3.0 |
| Radio broadcasting | 4832 | | 06/88 | 175.3 | 179.8 | 179.0 | 3.6 | -4 |
| Primary services | | 4832-P | 06/88 | 175.1 | 179.6 | 178.8 | 3.6 | -4 |
| Local station time sales | | 4832-1 | 06/88 | 179.4 | 184.4 | 184.1 | 4.8 | -2 |
| Local advertising | | 4832-102 | 12/95 | 135.2 | 137.5 | 137.4 | 4.8 | -1 |
| National and regional advertising | | 4832-104 | 12/95 | 121.0 | 128.7 | 128.4 | 5.2 | -2 |
| Network time sales | | 4832-3 | 12/95 | 148.2 | 148.2 | 142.6 | -9.4 | -3.8 |
| Other radio services (including sale of programming) | | 4832-4 | 06/88 | 135.0 | (³) | (³) | (³) | (³) |
| Television broadcasting stations | 4833 | | 06/01 | 96.9 | 100.7 | 96.8 | 3.3 | -3.9 |
| Primary services | | 4833-P | 06/01 | 97.1 | 101.1 | 96.8 | 2.9 | -4.3 |
| Local television station services | | 4833-1 | 06/01 | 98.5 | 102.3 | 98.6 | 4.7 | -3.6 |
| Television station advertising sales | | 4833-101 | 06/01 | 98.8 | 104.1 | 98.9 | 7.0 | -5.0 |
| Network television affiliate services | | 4833-102 | 06/01 | 96.3 | 96.3 | 96.3 | -6 | 0 |
| Network television and national syndication services | | 4833-2 | 06/01 | 95.9 | 100.1 | 95.3 | 1.1 | -4.8 |
| Other receipts | | 4833-SM | 06/01 | 83.3 | (³) | 83.3 | 2.2 | (³) |
| Cable and other pay television services | 484 | | 12/96 | 126.9 | 128.7 | 128.1 | 5.0 | -5 |
| Cable and other pay television services | 4841 | | 06/93 | 133.1 | 135.0 | 134.4 | 5.0 | -4 |
| Primary services | | 4841-P | 06/93 | 132.4 | 134.1 | 133.5 | 5.4 | -4 |
| Cable and satellite subscriber services | | 4841-1 | 06/93 | 130.4 | 131.4 | 131.4 | 3.5 | 0 |
| Cable advertising services | | 4841-2 | 06/93 | 157.1 | 166.2 | 159.5 | 17.0 | -4.0 |
| Local cable system advertising services | | 4841-201 | 06/93 | 140.7 | 146.3 | 146.2 | 8.7 | -1 |
| Cable network advertising services | | 4841-202 | 06/93 | 163.6 | 174.1 | 164.7 | 20.3 | -5.4 |
| Cable network affiliate services | | 4841-3 | 06/93 | 136.6 | 136.6 | 136.6 | 6.7 | 0 |
| Other receipts | | 4841-SM | 06/00 | 106.8 | 108.7 | 108.5 | 3.1 | -2 |
| Electric power and natural gas utilities | 4981 | | 12/90 | 134.2 | 134.8 | 135.3 | 12.8 | .4 |
| Primary products | | 4981-P | 12/90 | 137.3 | 135.4 | 135.8 | 13.5 | .3 |
| Electric power | | 4981-1 | 12/90 | 117.1 | 123.7 | 124.8 | 2.5 | .9 |
| Sales to ultimate consumers | | 4981-1A | 12/90 | 117.1 | 123.7 | 124.8 | 2.5 | .9 |
| Residential | | 4981-11 | 12/90 | 114.8 | 123.1 | 123.3 | 3.2 | .2 |
| New England | | 4981-111 | 12/90 | 107.9 | 113.4 | 112.9 | 5.2 | -4 |
| Investor owned utilities | | 4981-11131 | 12/90 | 108.0 | 114.0 | 113.5 | 5.7 | -4 |
| Non-investor owned utilities | | 4981-11141 | 12/90 | 105.1 | 104.7 | 105.5 | .5 | .8 |
| Middle Atlantic | | 4981-112 | 12/90 | 112.0 | 117.8 | 116.0 | 1.9 | -1.5 |
| Investor owned utilities | | 4981-11231 | 12/90 | 112.1 | 118.1 | 116.4 | 2.2 | -1.4 |
| Non-investor owned utilities | | 4981-11241 | 12/90 | 108.5 | 91.2 | 91.2 | -12.6 | 0 |
| East North Central | | 4981-113 | 12/90 | 108.3 | 111.9 | 113.5 | 1.0 | 1.4 |
| Investor owned utilities | | 4981-11331 | 12/90 | 108.0 | 111.5 | 113.2 | .9 | 1.5 |
| Non-investor owned utilities | | 4981-11341 | 12/90 | 111.8 | 117.1 | 117.9 | 2.6 | .7 |
| West North Central | | 4981-114 | 12/90 | 101.2 | 128.5 | 126.7 | 3.3 | -1.4 |
| Investor owned utilities | | 4981-11431 | 12/90 | 99.5 | 129.4 | 126.1 | 3.0 | -2.6 |
| Non-investor owned utilities | | 4981-11441 | 12/90 | 109.0 | 124.6 | 129.5 | 4.2 | 3.9 |
| South Atlantic | | 4981-115 | 12/90 | 108.6 | 118.8 | 119.6 | 1.6 | .7 |

See footnotes at end of table.

Table 5. Producer price indexes for the net output of selected industries and their products, not seasonally adjusted
—Continued

| Industry and product ¹ | Industry code | Product code | Index base | Index | | | Percent change to July 2003 from: | |
|--|---------------|--------------|------------|------------------------|------------------------|------------------------|-----------------------------------|------------------|
| | | | | Mar. 2003 ² | June 2003 ² | July 2003 ² | July 2002 | June 2003 |
| Electric power and natural gas utilities—Continued | | | | | | | | |
| Investor owned utilities | | 4981-11531 | 12/90 | 108.4 | 119.5 | 120.3 | 1.5 | 0.7 |
| Non-investor owned utilities | | 4981-11541 | 12/90 | 110.3 | 112.4 | 113.2 | 2.4 | .7 |
| East South Central | | 4981-116 | 12/90 | 113.7 | 118.4 | 119.8 | 2.4 | 1.2 |
| Investor owned utilities | | 4981-11631 | 12/90 | 112.7 | 119.3 | 121.5 | 3.7 | 1.8 |
| Non-investor owned utilities | | 4981-11641 | 12/90 | 115.7 | 116.6 | 116.6 | .3 | 0 |
| West South Central | | 4981-117 | 12/90 | 130.6 | 143.2 | 143.5 | 12.5 | .2 |
| Investor owned utilities | | 4981-11731 | 12/90 | 133.3 | 144.2 | 144.5 | 12.5 | .2 |
| Non-investor owned utilities | | 4981-11741 | 12/90 | 111.1 | 134.9 | 136.0 | 13.8 | .8 |
| Mountain | | 4981-118 | 12/90 | 109.7 | 116.5 | 117.3 | 1.0 | .7 |
| Investor owned utilities | | 4981-11831 | 12/90 | 112.2 | 112.0 | 112.9 | .3 | .8 |
| Non-investor owned utilities | | 4981-11841 | 12/90 | 98.9 | 136.8 | 136.8 | 3.6 | 0 |
| Pacific | | 4981-119 | 12/90 | 128.6 | 129.6 | 129.7 | .2 | .1 |
| Investor owned utilities | | 4981-11931 | 12/90 | 124.4 | 125.1 | 125.2 | 0 | .1 |
| Non-investor owned utilities | | 4981-11941 | 12/90 | 142.3 | 144.6 | 144.6 | 1.1 | 0 |
| Commercial | | 4981-12 | 12/90 | 118.9 | 125.3 | 126.5 | .6 | 1.0 |
| New England | | 4981-121 | 12/90 | 103.0 | 126.0 | 125.0 | 7.0 | -.8 |
| Investor owned utilities | | 4981-12131 | 12/90 | 102.8 | 127.4 | 126.2 | 7.5 | -.9 |
| Non-investor owned utilities | | 4981-12141 | 12/90 | 101.8 | 101.0 | 103.1 | .2 | 2.1 |
| Middle Atlantic | | 4981-122 | 12/90 | 113.7 | 114.3 | 115.6 | .3 | 1.1 |
| Investor owned utilities | | 4981-12231 | 12/90 | 113.9 | 114.5 | 115.8 | .3 | 1.1 |
| Non-investor owned utilities | | 4981-12241 | 12/90 | 89.7 | 89.7 | 89.8 | .2 | .1 |
| East North Central | | 4981-123 | 12/90 | 111.6 | 115.0 | 119.7 | .4 | 4.1 |
| Investor owned utilities | | 4981-12331 | 12/90 | 111.7 | 114.9 | 120.0 | .3 | 4.4 |
| Non-investor owned utilities | | 4981-12341 | 12/90 | 109.8 | 115.9 | 115.8 | 2.2 | -.1 |
| West North Central | | 4981-124 | 12/90 | 94.0 | 117.1 | 118.2 | .8 | .9 |
| Investor owned utilities | | 4981-12431 | 12/90 | 92.8 | 118.7 | 119.2 | .1 | .4 |
| Non-investor owned utilities | | 4981-12441 | 12/90 | 98.6 | 111.6 | 114.5 | 3.4 | 2.6 |
| South Atlantic | | 4981-125 | 12/90 | 103.0 | 109.6 | 109.9 | 2.5 | .3 |
| Investor owned utilities | | 4981-12531 | 12/90 | 103.1 | 110.5 | 110.5 | 2.4 | 0 |
| Non-investor owned utilities | | 4981-12541 | 12/90 | 101.9 | 103.8 | 105.4 | 3.2 | 1.5 |
| East South Central | | 4981-126 | 12/90 | 106.7 | 109.2 | 109.4 | 2.0 | .2 |
| Investor owned utilities | | 4981-12631 | 12/90 | 106.0 | 109.1 | 109.5 | 2.4 | .4 |
| Non-investor owned utilities | | 4981-12641 | 12/90 | 108.6 | 109.3 | 109.3 | .8 | 0 |
| West South Central | | 4981-127 | 12/90 | 135.2 | 143.8 | 145.9 | 15.9 | 1.5 |
| Investor owned utilities | | 4981-12731 | 12/90 | 140.0 | 148.0 | 149.8 | 16.7 | 1.2 |
| Non-investor owned utilities | | 4981-12741 | 12/90 | 104.4 | 116.5 | 119.8 | 10.2 | 2.8 |
| Mountain | | 4981-128 | 12/90 | 104.2 | 109.9 | 110.3 | 3.3 | .4 |
| Investor owned utilities | | 4981-12831 | 12/90 | 103.8 | 106.3 | 106.2 | 2.8 | -.1 |
| Non-investor owned utilities | | 4981-12841 | 12/90 | 106.1 | 129.3 | 133.0 | 5.7 | 2.9 |
| Pacific | | 4981-129 | 12/90 | 158.5 | 159.2 | 159.3 | -12.4 | .1 |
| Investor owned utilities | | 4981-12931 | 12/90 | 168.6 | 169.1 | 169.3 | -15.2 | .1 |
| Non-investor owned utilities | | 4981-12941 | 12/90 | 120.9 | 121.9 | 121.8 | .1 | -.1 |
| Industrial | | 4981-13 | 12/90 | 120.5 | 124.6 | 127.1 | 4.4 | 2.0 |
| New England | | 4981-131 | 12/90 | 99.6 | 111.4 | 109.8 | 8.1 | -1.4 |
| Investor owned utilities | | 4981-13131 | 12/90 | 98.2 | 112.4 | 110.5 | 9.5 | -1.7 |
| Non-investor owned utilities | | 4981-13141 | 12/90 | 106.7 | 104.9 | 105.0 | .5 | .1 |
| Middle Atlantic | | 4981-132 | 12/90 | 117.4 | 113.2 | 114.7 | 4.7 | 1.3 |
| Investor owned utilities | | 4981-13231 | 12/90 | 117.0 | 112.6 | 114.1 | 3.3 | 1.3 |
| East North Central | | 4981-133 | 12/90 | 116.5 | 117.4 | 124.8 | 1.1 | 6.3 |
| Investor owned utilities | | 4981-13331 | 12/90 | 116.9 | 117.9 | 125.7 | 1.0 | 6.6 |
| Non-investor owned utilities | | 4981-13341 | 12/90 | 106.3 | 107.5 | 107.8 | .7 | .3 |
| West North Central | | 4981-134 | 12/90 | 99.6 | 115.6 | 116.7 | 2.0 | 1.0 |
| Investor owned utilities | | 4981-13431 | 12/90 | 99.7 | 116.5 | 117.0 | 1.3 | .4 |
| Non-investor owned utilities | | 4981-13441 | 12/90 | 98.9 | 111.0 | 115.1 | 5.3 | 3.7 |
| South Atlantic | | 4981-135 | 12/90 | 107.3 | 110.9 | 111.9 | 2.4 | .9 |
| Investor owned utilities | | 4981-13531 | 12/90 | 108.1 | 112.2 | 113.2 | 2.5 | .9 |
| Non-investor owned utilities | | 4981-13541 | 12/90 | 101.0 | 100.4 | 100.9 | .2 | .5 |
| East South Central | | 4981-136 | 12/90 | 104.7 | 105.7 | 106.3 | 1.3 | .6 |
| Investor owned utilities | | 4981-13631 | 12/90 | 99.9 | 102.2 | 103.6 | 3.0 | 1.4 |
| Non-investor owned utilities | | 4981-13641 | 12/90 | 108.4 | 108.4 | 108.4 | .2 | 0 |
| West South Central | | 4981-137 | 12/90 | 156.2 | 168.0 | 172.9 | 22.1 | 2.9 |
| Investor owned utilities | | 4981-13731 | 12/90 | 159.9 | 172.2 | 177.6 | 22.8 | 3.1 |
| Non-investor owned utilities | | 4981-13741 | 12/90 | 121.9 | 128.5 | 127.4 | 11.9 | -.9 |
| Mountain | | 4981-138 | 12/90 | 102.6 | 107.3 | 107.8 | 5.5 | .5 |
| Investor owned utilities | | 4981-13831 | 12/90 | 102.8 | 105.3 | 105.9 | 5.6 | .6 |
| Non-investor owned utilities | | 4981-13841 | 12/90 | 101.6 | 120.8 | 120.8 | 5.5 | 0 |
| Pacific | | 4981-139 | 12/90 | 146.2 | 146.7 | 147.1 | -5.9 | .3 |
| Investor owned utilities | | 4981-13931 | 12/90 | 167.7 | 168.2 | 168.6 | -7.9 | .2 |
| Non-investor owned utilities | | 4981-13941 | 12/90 | 104.0 | 104.5 | 105.0 | .8 | .5 |
| Other ultimate consumers | | 4981-14 | 12/90 | 110.7 | 114.9 | 116.0 | 2.5 | 1.0 |
| New England | | 4981-141 | 12/90 | 112.5 | 115.8 | 115.3 | 2.1 | -.4 |
| Investor owned utilities | | 4981-14131 | 12/90 | 112.2 | 116.1 | 115.8 | 2.8 | -.3 |
| Non-investor owned utilities | | 4981-14141 | 12/90 | 114.0 | 114.1 | 113.0 | -.7 | -1.0 |
| Middle Atlantic | | 4981-142 | 12/90 | 94.8 | 94.9 | 94.9 | 1.7 | 0 |
| Investor owned utilities | | 4981-14231 | 12/90 | 104.6 | 105.0 | 104.9 | 3.5 | -.1 |
| Non-investor owned utilities | | 4981-14241 | 12/90 | 84.8 | 84.8 | (³) | (³) | (³) |

See footnotes at end of table.

Table 5. Producer price indexes for the net output of selected industries and their products, not seasonally adjusted
—Continued

| Industry and product ¹ | Industry code | Product code | Index base | Index | | | Percent change to July 2003 from: | |
|--|---------------|--------------|------------|------------------------|------------------------|------------------------|-----------------------------------|-----------|
| | | | | Mar. 2003 ² | June 2003 ² | July 2003 ² | July 2002 | June 2003 |
| Electric power and natural gas utilities—Continued | | | | | | | | |
| East North Central | | 4981-143 | 12/90 | 120.8 | 121.7 | 126.2 | 0.2 | 3.7 |
| Investor owned utilities | | 4981-14331 | 12/90 | 121.0 | 121.4 | 126.4 | .2 | 4.1 |
| Non-investor owned utilities | | 4981-14341 | 12/90 | 117.1 | 126.2 | 122.5 | 4.4 | -2.9 |
| West North Central | | 4981-144 | 12/90 | 106.9 | 119.8 | 119.5 | 4.0 | -.3 |
| Investor owned utilities | | 4981-14431 | 12/90 | 106.9 | 116.2 | 115.2 | .3 | -.9 |
| Non-investor owned utilities | | 4981-14441 | 12/90 | 107.0 | 126.6 | 127.6 | 10.9 | .8 |
| South Atlantic | | 4981-145 | 12/90 | 102.7 | 109.5 | 109.2 | 0 | -.3 |
| Investor owned utilities | | 4981-14531 | 12/90 | 103.1 | 110.6 | 110.1 | -.4 | -.5 |
| Non-investor owned utilities | | 4981-14541 | 12/90 | 98.7 | 98.0 | 100.0 | 3.4 | 2.0 |
| East South Central | | 4981-146 | 12/90 | 100.3 | 106.8 | 107.2 | 2.8 | .4 |
| Investor owned utilities | | 4981-14631 | 12/90 | 103.0 | 112.6 | 113.2 | 3.9 | .5 |
| Non-investor owned utilities | | 4981-14641 | 12/90 | 94.0 | 94.0 | 94.0 | 0 | 0 |
| West South Central | | 4981-147 | 12/90 | 114.0 | 121.2 | 123.3 | 14.0 | 1.7 |
| Investor owned utilities | | 4981-14731 | 12/90 | 114.4 | 122.0 | 124.0 | 14.6 | 1.6 |
| Non-investor owned utilities | | 4981-14741 | 12/90 | 108.4 | 112.6 | 115.1 | 7.8 | 2.2 |
| Mountain | | 4981-148 | 12/90 | 131.4 | 134.7 | 136.6 | 3.3 | 1.4 |
| Investor owned utilities | | 4981-14831 | 12/90 | 128.2 | 128.4 | 131.0 | 1.2 | 2.0 |
| Non-investor owned utilities | | 4981-14841 | 12/90 | 139.7 | 152.0 | 152.0 | 9.0 | 0 |
| Pacific | | 4981-149 | 12/90 | 125.0 | 126.8 | 126.7 | -.4 | -.1 |
| Investor owned utilities | | 4981-14931 | 12/90 | 141.4 | 142.9 | 142.5 | -17.2 | -.3 |
| Non-investor owned utilities | | 4981-14941 | 12/90 | 112.2 | 114.2 | 114.3 | -.3 | .1 |
| Natural gas | | 4981-2 | 12/90 | 186.6 | 168.3 | 167.4 | 34.2 | -.5 |
| Sales to ultimate consumers | | 4981-2A | 12/90 | 194.4 | 173.8 | 172.8 | 38.4 | -.6 |
| Residential | | 4981-21 | 12/90 | 174.5 | 174.1 | 172.7 | 34.1 | -.8 |
| New England | | 4981-211 | 12/90 | 164.2 | 159.3 | 161.4 | 40.0 | 1.3 |
| Investor owned utilities | | 4981-21131 | 12/90 | 164.6 | 159.6 | 161.7 | 40.5 | 1.3 |
| Middle Atlantic | | 4981-212 | 12/90 | 164.7 | 166.0 | 164.9 | 27.2 | -.7 |
| Investor owned utilities | | 4981-21231 | 12/90 | 164.4 | 165.7 | 164.6 | 27.2 | -.7 |
| East North Central | | 4981-213 | 12/90 | 178.4 | 176.4 | 178.0 | 42.6 | .9 |
| Investor owned utilities | | 4981-21331 | 12/90 | 178.4 | 175.8 | 177.4 | 43.3 | .9 |
| West North Central | | 4981-214 | 12/90 | 203.2 | 197.6 | 193.1 | 32.0 | -2.3 |
| Investor owned utilities | | 4981-21431 | 12/90 | 202.6 | 200.6 | 196.2 | 33.2 | -2.2 |
| Non-investor owned utilities | | 4981-21441 | 12/90 | 205.4 | 161.9 | 155.7 | 18.0 | -3.8 |
| South Atlantic | | 4981-215 | 12/90 | 205.1 | 205.8 | 196.3 | 37.2 | -4.6 |
| Investor owned utilities | | 4981-21531 | 12/90 | 211.9 | 212.5 | 202.0 | 39.6 | -4.9 |
| Non-investor owned utilities | | 4981-21541 | 12/90 | 137.8 | 139.2 | 140.0 | 11.0 | .6 |
| East South Central | | 4981-216 | 12/90 | 194.1 | 189.5 | 193.3 | 32.0 | 2.0 |
| Investor owned utilities | | 4981-21631 | 12/90 | 188.6 | 191.9 | 188.6 | 35.4 | -1.7 |
| Non-investor owned utilities | | 4981-21641 | 12/90 | 207.6 | 182.7 | 204.8 | 24.7 | 12.1 |
| West South Central | | 4981-217 | 12/90 | 131.9 | 130.8 | 128.9 | 37.6 | -1.5 |
| Investor owned utilities | | 4981-21731 | 12/90 | 121.0 | 124.6 | 123.0 | 37.6 | -1.3 |
| Non-investor owned utilities | | 4981-21741 | 12/90 | 242.9 | 193.3 | 188.6 | 37.9 | -2.4 |
| Mountain | | 4981-218 | 12/90 | 131.5 | 153.2 | 154.0 | 15.4 | .5 |
| Investor owned utilities | | 4981-21831 | 12/90 | 131.2 | 154.9 | 154.1 | 15.2 | -.5 |
| Non-investor owned utilities | | 4981-21841 | 12/90 | 134.5 | 129.4 | 151.6 | 19.5 | 17.2 |
| Pacific | | 4981-219 | 12/90 | 186.1 | 182.7 | 177.8 | 29.4 | -2.7 |
| Investor owned utilities | | 4981-21931 | 12/90 | 186.1 | 182.9 | 177.7 | 29.3 | -2.8 |
| Commercial | | 4981-22 | 12/90 | 191.6 | 175.3 | 175.4 | 35.4 | .1 |
| New England | | 4981-221 | 12/90 | 171.9 | 173.1 | 176.1 | 45.8 | 1.7 |
| Investor owned utilities | | 4981-22131 | 12/90 | 172.5 | 173.7 | 176.7 | 46.5 | 1.7 |
| Middle Atlantic | | 4981-222 | 12/90 | 207.7 | 176.7 | 172.5 | 31.9 | -2.4 |
| Investor owned utilities | | 4981-22231 | 12/90 | 207.6 | 176.6 | 172.4 | 31.9 | -2.4 |
| East North Central | | 4981-223 | 12/90 | 184.8 | 182.1 | 184.0 | 44.0 | 1.0 |
| Investor owned utilities | | 4981-22331 | 12/90 | 184.9 | 181.7 | 183.7 | 45.1 | 1.1 |
| West North Central | | 4981-224 | 12/90 | 222.5 | 188.2 | 182.2 | 41.5 | -3.2 |
| Investor owned utilities | | 4981-22431 | 12/90 | 225.9 | 191.2 | 185.2 | 43.3 | -3.1 |
| Non-investor owned utilities | | 4981-22441 | 12/90 | 180.6 | 152.1 | 146.7 | 17.9 | -3.6 |
| South Atlantic | | 4981-225 | 12/90 | 212.7 | 202.0 | 194.0 | 35.2 | -4.0 |
| Investor owned utilities | | 4981-22531 | 12/90 | 219.7 | 208.0 | 199.0 | 36.3 | -4.3 |
| Non-investor owned utilities | | 4981-22541 | 12/90 | 135.5 | 134.9 | 137.5 | 20.9 | 1.9 |
| East South Central | | 4981-226 | 12/90 | 203.7 | 195.1 | 200.1 | 34.1 | 2.6 |
| Investor owned utilities | | 4981-22631 | 12/90 | 199.3 | 197.5 | 196.9 | 40.2 | -.3 |
| Non-investor owned utilities | | 4981-22641 | 12/90 | 212.6 | 190.4 | 206.5 | 23.6 | 8.5 |
| West South Central | | 4981-227 | 12/90 | 142.6 | 130.3 | 127.9 | 41.0 | -1.8 |
| Investor owned utilities | | 4981-22731 | 12/90 | 133.0 | 124.0 | 121.8 | 40.8 | -1.8 |
| Non-investor owned utilities | | 4981-22741 | 12/90 | 269.3 | 210.3 | 205.4 | 42.5 | -2.3 |
| Mountain | | 4981-228 | 12/90 | 136.3 | 149.1 | 163.9 | 14.2 | 9.9 |
| Investor owned utilities | | 4981-22831 | 12/90 | 136.9 | 151.2 | 164.8 | 12.9 | 9.0 |
| Non-investor owned utilities | | 4981-22841 | 12/90 | 128.8 | 125.1 | 152.6 | 32.0 | 22.0 |
| Pacific | | 4981-229 | 12/90 | 199.0 | 162.9 | 169.9 | 25.8 | 4.3 |
| Investor owned utilities | | 4981-22931 | 12/90 | 199.6 | 163.4 | 170.3 | 25.4 | 4.2 |
| Industrial | | 4981-23 | 12/90 | 202.8 | 183.5 | 182.8 | 40.6 | -.4 |
| New England | | 4981-231 | 12/90 | 151.1 | 143.6 | 144.8 | 48.7 | .8 |
| Investor owned utilities | | 4981-23131 | 12/90 | 151.7 | 143.5 | 144.7 | 48.3 | .8 |
| Middle Atlantic | | 4981-232 | 12/90 | 207.1 | 178.7 | 177.3 | 27.1 | -.8 |
| Investor owned utilities | | 4981-23231 | 12/90 | 207.6 | 179.2 | 177.7 | 27.0 | -.8 |

See footnotes at end of table.

Table 5. Producer price indexes for the net output of selected industries and their products, not seasonally adjusted
—Continued

| Industry and product ¹ | Industry code | Product code | Index base | Index | | | Percent change to July 2003 from: | |
|---|---------------|--------------|------------|------------------------|------------------------|------------------------|-----------------------------------|------------------|
| | | | | Mar. 2003 ² | June 2003 ² | July 2003 ² | July 2002 | June 2003 |
| Electric power and natural gas utilities—Continued | | | | | | | | |
| East North Central | | 4981-233 | 12/90 | 198.4 | 190.9 | 191.6 | 51.0 | 0.4 |
| Investor owned utilities | | 4981-23331 | 12/90 | 198.8 | 190.7 | 191.4 | 51.5 | .4 |
| West North Central | | 4981-234 | 12/90 | 236.7 | 185.4 | 179.1 | 42.7 | -3.4 |
| Investor owned utilities | | 4981-23431 | 12/90 | 236.1 | 184.7 | 178.6 | 42.8 | -3.3 |
| Non-investor owned utilities | | 4981-23441 | 12/90 | 249.4 | 199.4 | 189.3 | 42.8 | -5.1 |
| South Atlantic | | 4981-235 | 12/90 | 227.0 | 203.4 | 190.9 | 41.6 | -6.1 |
| Investor owned utilities | | 4981-23531 | 12/90 | 242.2 | 216.1 | 200.9 | 45.6 | -7.0 |
| Non-investor owned utilities | | 4981-23541 | 12/90 | 143.0 | 132.7 | 134.9 | 16.9 | 1.7 |
| East South Central | | 4981-236 | 12/90 | 199.4 | 185.8 | 191.6 | 32.5 | 3.1 |
| Investor owned utilities | | 4981-23631 | 12/90 | 195.2 | 173.4 | 178.3 | 40.3 | 2.8 |
| Non-investor owned utilities | | 4981-23641 | 12/90 | 209.8 | 211.9 | 219.5 | 21.9 | 3.6 |
| West South Central | | 4981-237 | 12/90 | 168.0 | 183.0 | 181.8 | 49.6 | -.7 |
| Investor owned utilities | | 4981-23731 | 12/90 | 166.9 | 182.6 | 181.6 | 49.7 | -.5 |
| Mountain | | 4981-238 | 12/90 | 164.7 | 174.3 | 174.5 | -5.5 | .1 |
| Investor owned utilities | | 4981-23831 | 12/90 | 164.7 | 174.5 | 174.5 | -5.8 | 0 |
| Non-investor owned utilities | | 4981-23841 | 12/90 | 165.4 | 148.6 | 184.3 | 110.6 | 24.0 |
| Pacific | | 4981-239 | 12/90 | 250.9 | 185.3 | 189.8 | 47.2 | 2.4 |
| Investor owned utilities | | 4981-23931 | 09/97 | 291.2 | 215.0 | 220.1 | 47.2 | 2.4 |
| Electric utilities | | 4981-24 | 12/90 | 257.7 | 150.8 | 148.1 | 57.9 | -1.8 |
| East North Central | | 4981-243 | 12/90 | 276.6 | 185.7 | 189.8 | 12.4 | 2.2 |
| Investor owned utilities | | 4981-24331 | 12/90 | 277.0 | 186.0 | 190.1 | 12.4 | 2.2 |
| West North Central | | 4981-244 | 12/90 | 326.5 | 238.4 | 226.1 | 58.4 | -5.2 |
| Investor owned utilities | | 4981-24431 | 12/90 | 362.7 | 264.4 | 254.4 | 59.4 | -3.8 |
| Non-investor owned utilities | | 4981-24441 | 12/90 | 270.6 | 198.2 | 183.3 | 56.9 | -7.5 |
| Other ultimate consumers | | 4981-25 | 12/90 | 178.8 | 161.1 | 161.4 | 45.8 | .2 |
| New England | | 4981-251 | 12/90 | 117.5 | 161.6 | 168.9 | 78.5 | 4.5 |
| Middle Atlantic | | 4981-252 | 12/90 | 171.7 | 183.2 | 183.0 | 27.5 | -.1 |
| Investor owned utilities | | 4981-25231 | 12/90 | 171.7 | 183.2 | 183.0 | 27.5 | -.1 |
| East North Central | | 4981-253 | 12/90 | 176.2 | 202.1 | 204.7 | 58.7 | 1.3 |
| Investor owned utilities | | 4981-25331 | 12/90 | 176.4 | 202.4 | 205.1 | 59.2 | 1.3 |
| West North Central | | 4981-254 | 12/90 | 187.8 | 194.3 | 204.4 | 37.6 | 5.2 |
| Investor owned utilities | | 4981-25431 | 12/90 | 181.2 | (³) | 210.3 | 39.8 | (³) |
| Non-investor owned utilities | | 4981-25441 | 12/90 | 230.3 | 167.5 | 161.3 | 19.7 | -3.7 |
| South Atlantic | | 4981-255 | 12/90 | 221.1 | 192.0 | 155.4 | 13.0 | -19.1 |
| Non-investor owned utilities | | 4981-25541 | 12/90 | 149.3 | 142.2 | 142.9 | 5.6 | .5 |
| East South Central | | 4981-256 | 12/90 | 223.6 | 218.9 | 205.9 | 36.4 | -5.9 |
| Investor owned utilities | | 4981-25631 | 12/90 | 211.8 | 219.2 | 202.0 | 40.5 | -7.8 |
| Non-investor owned utilities | | 4981-25641 | 12/90 | 262.9 | 216.6 | 218.0 | 25.0 | .6 |
| West South Central | | 4981-257 | 12/90 | 166.6 | 161.1 | 161.0 | 54.1 | -.1 |
| Investor owned utilities | | 4981-25731 | 12/90 | 165.5 | 160.5 | 160.1 | 55.3 | -.2 |
| Non-investor owned utilities | | 4981-25741 | 12/90 | 268.6 | 225.6 | 245.9 | 6.9 | 9.0 |
| Mountain | | 4981-258 | 12/90 | 127.1 | 154.2 | 158.0 | 14.9 | 2.5 |
| Investor owned utilities | | 4981-25831 | 12/90 | 127.2 | 178.3 | 181.7 | 36.3 | 1.9 |
| Non-investor owned utilities | | 4981-25841 | 12/90 | 125.9 | 124.4 | 128.6 | -9.1 | 3.4 |
| Pacific | | 4981-259 | 12/90 | 146.9 | 115.4 | 140.6 | 106.5 | 21.8 |
| Investor owned utilities | | 4981-25931 | 12/90 | 146.9 | 115.4 | 140.6 | 106.5 | 21.8 |
| Delivered to ultimate consumers for the account of others (transportation only) | | 4981-26 | 12/90 | 107.5 | 106.4 | 106.4 | 2.1 | 0 |
| Commercial consumer | | 4981-261 | 12/90 | 194.3 | 194.5 | 194.5 | 2.2 | 0 |
| Investor owned utilities | | 4981-26111 | 12/90 | 198.6 | 198.8 | 198.8 | 2.3 | 0 |
| Industrial consumer | | 4981-262 | 12/90 | 101.5 | 100.0 | 101.0 | 3.8 | 1.0 |
| Investor owned utilities | | 4981-26211 | 12/90 | 102.0 | 100.5 | 101.2 | 3.6 | .7 |
| Non-investor owned utilities | | 4981-26212 | 12/90 | 78.0 | 78.0 | 90.5 | 16.2 | 16.0 |
| Electric utilities | | 4981-263 | 12/90 | 228.4 | 229.1 | 220.6 | -3.9 | -3.7 |
| Investor owned utilities | | 4981-26311 | 12/90 | 228.4 | 229.1 | 220.6 | -3.9 | -3.7 |
| Other consumers | | 4981-264 | 12/90 | 68.0 | 65.5 | 66.2 | -5.8 | 1.1 |
| Investor owned utilities | | 4981-26411 | 12/90 | 68.0 | 65.5 | 66.2 | -5.8 | 1.1 |
| Utility products and services, other than distribution and transportation | | 4981-3 | 12/90 | 137.0 | 136.5 | 137.3 | .9 | .6 |
| Secondary products and miscellaneous receipts | | 4981-SM | | | | | | |
| Miscellaneous receipts | | 4981-M | 12/90 | 128.0 | 127.9 | 128.8 | 1.5 | .7 |
| Scrap and waste materials | | | | | | | | |
| 5093 | | | 12/86 | 147.0 | 143.5 | 145.6 | 4.4 | 1.5 |
| Primary products | 5093 | 5093-P | 12/86 | 148.4 | 144.8 | 147.0 | 4.3 | 1.5 |
| Metal scrap | | 5093-A | 12/86 | 161.7 | 155.0 | 159.6 | 7.2 | 3.0 |
| Ferrous scrap | | 5093-1 | 12/86 | 162.3 | 151.4 | 156.2 | 11.1 | 3.2 |
| Carbon steel scrap | | 5093-11 | 12/86 | 167.8 | 155.2 | 160.1 | 9.7 | 3.2 |
| Heavy melting scrap | | 5093-111 | 12/86 | 156.6 | 142.0 | 146.0 | 8.9 | 2.8 |
| South | | 5093-11115 | 12/86 | 175.0 | 162.2 | 165.9 | 11.6 | 2.3 |
| West | | 5093-11116 | 12/86 | 140.3 | 121.2 | 122.4 | -3.2 | 1.0 |
| Pennsylvania, Middle Atlantic, New England | | 5093-11117 | 06/96 | 93.7 | (³) | 79.0 | 28.5 | (³) |
| North Central | | 5093-11118 | 06/96 | 85.4 | 79.8 | 82.5 | 4.2 | 3.4 |
| Bundles | | 5093-112 | 12/86 | 170.1 | 158.7 | 165.9 | 11.7 | 4.5 |
| South | | 5093-11215 | 12/86 | 218.4 | 203.2 | 213.8 | 15.1 | 5.2 |
| North Central | | 5093-11218 | 06/96 | 89.4 | 83.7 | 86.9 | 8.8 | 3.8 |
| Shredded scrap | | 5093-113 | 12/86 | 123.9 | 111.7 | 117.3 | 14.3 | 5.0 |
| South | | 5093-11315 | 12/86 | (³) | (³) | (³) | (³) | (³) |

See footnotes at end of table.

Table 5. Producer price indexes for the net output of selected industries and their products, not seasonally adjusted
—Continued

| Industry and product ¹ | Industry code | Product code | Index base | Index | | | Percent change to July 2003 from: | |
|--|---------------|--------------|------------|------------------------|------------------------|------------------------|-----------------------------------|------------------|
| | | | | Mar. 2003 ² | June 2003 ² | July 2003 ² | July 2002 | June 2003 |
| Scrap and waste materials—Continued | | | | | | | | |
| Pennsylvania, Middle Atlantic, New England | | 5093-11317 | 06/96 | (³) | (³) | (³) | (³) | (³) |
| North Central | | 5093-11318 | 06/96 | 90.8 | 77.1 | 81.0 | 15.4 | 5.1 |
| Cut plate and structural scrap | | 5093-114 | 12/86 | 165.4 | 158.9 | 165.4 | 14.9 | 4.1 |
| South | | 5093-11415 | 12/86 | 174.6 | (³) | 173.4 | 22.0 | (³) |
| West | | 5093-11416 | 06/96 | 94.7 | (³) | (³) | (³) | (³) |
| North Central | | 5093-11418 | 06/96 | 87.8 | 85.9 | 88.7 | 7.3 | 3.3 |
| Other carbon steel scrap | | 5093-115 | 12/86 | 224.1 | 213.7 | 211.0 | .2 | -1.3 |
| North Central | | 5093-11518 | 06/96 | 86.9 | 83.4 | 84.8 | 5.3 | 1.7 |
| Stainless and alloy steel scrap | | 5093-12 | 12/86 | 151.6 | 151.1 | 155.8 | 23.7 | 3.1 |
| West | | 5093-12116 | 03/90 | 90.4 | (³) | 92.9 | 17.6 | (³) |
| Pennsylvania, Middle Atlantic, New England | | 5093-12117 | 06/96 | 104.9 | (³) | 108.1 | 21.7 | (³) |
| Cast iron scrap | | 5093-13 | 12/86 | 109.8 | 103.3 | 105.9 | 2.4 | 2.5 |
| South | | 5093-13115 | 12/86 | (³) | (³) | (³) | (³) | (³) |
| North Central | | 5093-13118 | 06/96 | 64.7 | 62.5 | 64.0 | 3.7 | 2.4 |
| Nonferrous scrap | | 5093-2 | 12/86 | 160.4 | 158.4 | 162.9 | 3.3 | 2.8 |
| Aluminum scrap | | 5093-21 | 12/86 | 143.4 | 140.8 | 141.5 | 2.2 | .5 |
| Aluminum scrap - new | | 5093-211 | 12/86 | 141.8 | 142.8 | 144.5 | 1.7 | 1.2 |
| Solids and clippings | | 5093-21111 | 12/86 | 135.0 | 136.1 | 138.1 | 1.9 | 1.5 |
| Borings and turnings | | 5093-21112 | 06/96 | 95.3 | 95.4 | 94.8 | 0 | -6 |
| Aluminum scrap - old | | 5093-212 | 12/86 | 140.1 | 134.1 | 133.9 | 2.9 | -1 |
| Used cans | | 5093-21211 | 12/86 | 146.8 | 142.1 | 142.1 | 4.0 | 0 |
| Other old scrap | | 5093-21212 | 12/86 | 126.7 | 119.0 | 118.7 | 1.0 | -3 |
| Copper and brass scrap | | 5093-22 | 12/86 | 126.2 | 128.1 | 127.7 | 6.3 | -3 |
| No. 1 heavy wire | | 5093-221 | 12/86 | 104.9 | 104.4 | 106.5 | 3.5 | 2.0 |
| No. 2 wire, mixed | | 5093-222 | 12/86 | 136.1 | 140.4 | 142.2 | 10.9 | 1.3 |
| Yellow brass | | 5093-223 | 12/86 | 133.3 | 141.1 | 140.8 | 12.1 | -2 |
| Other copper and brass scrap | | 5093-224 | 12/86 | 133.2 | 134.5 | (³) | (³) | (³) |
| Other nonferrous scrap | | 5093-26 | 12/86 | 160.9 | 190.5 | 192.8 | 22.6 | 1.2 |
| Recovered paper | | 5093-B | 12/86 | 108.8 | 112.5 | 108.6 | -5.2 | -3.5 |
| Corrugated | | 5093-51 | 12/86 | 88.4 | 89.0 | 80.2 | -36.8 | -9.9 |
| Northeast | | 5093-511 | 12/86 | 46.8 | 40.7 | 38.3 | -45.7 | -5.9 |
| North Central | | 5093-512 | 12/86 | 143.1 | 167.7 | 156.6 | -35.7 | -6.6 |
| South | | 5093-513 | 12/86 | 122.1 | 132.3 | 118.5 | -44.5 | -10.4 |
| West | | 5093-514 | 12/86 | 68.2 | (³) | (³) | (³) | (³) |
| News | | 5093-52 | 12/86 | 106.3 | 101.2 | 95.9 | -12.2 | -5.2 |
| Northeast | | 5093-521 | 12/86 | 138.2 | 125.0 | 115.5 | -5.7 | -7.6 |
| North central | | 5093-522 | 12/86 | 63.7 | 64.9 | 61.7 | -9.9 | -4.9 |
| South | | 5093-523 | 12/86 | 159.2 | 157.7 | 146.9 | -25.5 | -6.8 |
| West | | 5093-524 | 12/86 | 160.4 | (³) | (³) | (³) | (³) |
| Mixed papers | | 5093-53 | 12/86 | 491.3 | 552.2 | 496.3 | -16.9 | -10.1 |
| Northeast | | 5093-531 | 12/86 | 1334.2 | 1458.6 | 1317.8 | -26.1 | -9.7 |
| North central | | 5093-532 | 12/86 | 207.7 | 220.2 | 207.5 | -18.0 | -5.8 |
| South | | 5093-533 | 12/86 | 677.8 | 889.4 | 751.6 | -2.8 | -15.5 |
| West | | 5093-534 | 12/86 | 446.8 | (³) | 359.0 | -6.7 | (³) |
| High grades: pulp substitutes and deinking | | 5093-54 | 12/86 | 111.3 | 121.2 | 118.7 | 19.9 | -2.1 |
| Northeast | | 5093-541 | 12/86 | 57.1 | 55.9 | 54.9 | 13.9 | -1.8 |
| North central | | 5093-542 | 12/86 | 134.7 | 156.6 | 152.1 | 22.8 | -2.9 |
| South | | 5093-543 | 12/86 | 124.7 | 133.1 | 132.1 | 23.9 | -8 |
| West | | 5093-544 | 12/86 | 186.5 | (³) | (³) | (³) | (³) |
| Waste paper exports | | 5093-55 | 12/86 | 130.8 | 120.5 | 119.5 | -25.2 | -8 |
| Waste materials other than metal and paper | | 5093-C | 12/86 | 117.6 | 117.8 | 117.6 | 4.0 | -2 |
| Waste rags and textile waste | | 5093-6 | 12/86 | 95.9 | (³) | (³) | (³) | (³) |
| Wiping cloths | | 5093-7 | 12/86 | 88.1 | (³) | 87.5 | -3 | (³) |
| Other waste materials, incl. glass, plastic, oil | | 5093-8 | 12/86 | 170.6 | 169.8 | 169.4 | 15.1 | -2 |
| Plastics | | 5093-821 | 06/96 | 98.4 | 99.0 | 98.1 | 11.0 | -9 |
| Glass | | 5093-831 | 06/96 | 146.0 | (³) | (³) | (³) | (³) |
| Other receipts | | 5093-SM | 12/86 | 133.8 | 137.7 | 137.7 | 6.1 | 0 |
| Food stores | 54 | | 12/99 | 113.1 | 115.5 | 119.6 | 7.2 | 3.5 |
| Grocery stores | 541 | | 12/99 | 113.0 | 115.4 | 120.1 | 7.4 | 4.1 |
| Grocery stores | 5411 | | 12/99 | 113.0 | 115.4 | 120.1 | 7.4 | 4.1 |
| Primary services | | 5411-P | 12/99 | 113.1 | 115.5 | 120.2 | 7.5 | 4.1 |
| Supermarkets | | 5411-3 | 12/99 | 112.9 | 116.4 | 118.5 | 5.0 | 1.8 |
| Meat department | | 5411-301 | 12/99 | 94.9 | 96.1 | 102.9 | -3.1 | 7.1 |
| Produce department | | 5411-302 | 12/99 | 124.4 | 117.5 | 130.5 | .2 | 11.1 |
| Bakery department | | 5411-303 | 12/99 | 124.3 | 143.1 | 144.4 | 5.9 | .9 |
| Dairy department | | 5411-304 | 12/99 | 105.5 | 90.5 | 91.7 | -6.8 | 1.3 |
| Frozen foods department | | 5411-306 | 12/99 | 115.0 | 127.6 | 127.5 | .6 | -1 |
| Edible grocery department | | 5411-307 | 12/99 | 119.6 | 124.8 | 127.3 | 12.0 | 2.0 |
| Nonedible grocery department | | 5411-308 | 12/99 | 110.0 | 111.1 | 106.7 | 11.1 | -4.0 |
| Health and beauty care department | | 5411-309 | 12/99 | 112.9 | 109.1 | 113.2 | 7.3 | 3.8 |
| General merchandise department | | 5411-311 | 12/99 | 115.3 | 116.8 | 126.4 | 15.1 | 8.2 |
| Convenience food stores | | 5411-4 | 12/99 | 114.4 | 108.6 | 133.4 | 29.3 | 22.8 |
| Convenience food (only) stores | | 5411-401 | 12/99 | 125.9 | (³) | 122.0 | .6 | (³) |

See footnotes at end of table.

Table 5. Producer price indexes for the net output of selected industries and their products, not seasonally adjusted
—Continued

| Industry and product ¹ | Industry code | Product code | Index base | Index | | | Percent change to July 2003 from: | |
|---|---------------|--------------|------------|------------------------|------------------------|------------------------|-----------------------------------|-----------|
| | | | | Mar. 2003 ² | June 2003 ² | July 2003 ² | July 2002 | June 2003 |
| Grocery stores—Continued | | | | | | | | |
| Convenience food/gasoline stores | | 5411-402 | 12/99 | 104.1 | 96.1 | 143.6 | 64.9 | 49.4 |
| Meat and fish (seafood) markets | 542 | | 12/99 | 98.4 | 107.9 | 106.7 | 7.1 | -1.1 |
| Meat and fish (seafood) markets | 5421 | | 12/99 | 98.4 | 107.9 | 106.7 | 7.1 | -1.1 |
| Primary services | | 5421-P | 12/99 | 98.4 | 107.9 | 106.7 | 7.1 | -1.1 |
| Fruit and vegetable markets | 543 | | 12/99 | 118.2 | 121.0 | 114.7 | 8.3 | -5.2 |
| Fruit and vegetable markets | 5431 | | 12/99 | 118.2 | 120.9 | 114.7 | 8.3 | -5.1 |
| Primary services | | 5431-P | 12/99 | 117.9 | 120.6 | 114.4 | 8.3 | -5.1 |
| Candy, nut, and confectionery stores | 544 | | 12/99 | 113.2 | 115.1 | 115.1 | 3.7 | 0 |
| Candy, nut, and confectionery stores | 5441 | | 12/99 | 113.2 | 115.1 | 115.1 | 3.7 | 0 |
| Primary services | | 5441-P | 12/99 | 113.1 | 115.0 | 115.0 | 3.7 | 0 |
| Retail bakeries | 546 | | 12/99 | 111.1 | 111.1 | 111.1 | 3.3 | 0 |
| Retail bakeries | 5461 | | 12/99 | 111.1 | 111.1 | 111.1 | 3.3 | 0 |
| Primary services | | 5461-P | 12/99 | 111.2 | 111.2 | 111.2 | 3.3 | 0 |
| Miscellaneous food stores | 549 | | 12/99 | 137.2 | 141.3 | 139.4 | 4.8 | -1.3 |
| Miscellaneous food stores | 5499 | | 12/99 | 137.2 | 141.3 | 139.4 | 4.8 | -1.3 |
| Primary services | | 5499-P | 12/99 | 137.2 | 141.3 | 139.4 | 4.8 | -1.3 |
| Automotive dealers and gasoline service stations | 55 | | 12/01 | 88.5 | 92.0 | 88.6 | -10.3 | -3.7 |
| New car dealers | 551 | | 12/99 | 111.9 | 111.9 | 111.7 | 2.0 | -2 |
| New car dealers | 5511 | | 12/99 | 111.9 | 111.9 | 111.7 | 2.0 | -2 |
| Primary services | | 5511-P | 12/99 | 112.4 | 112.4 | 112.1 | 1.8 | -3 |
| Vehicle sales | | 5511-1 | 12/99 | 100.1 | 100.1 | 99.4 | -1.9 | -7 |
| New vehicle sales | | 5511-101 | 12/99 | 98.8 | 98.8 | 97.8 | -4.4 | -1.0 |
| Service labor and parts | | 5511-2 | 12/99 | 120.5 | 120.6 | 120.6 | 4.1 | 0 |
| Other receipts | | 5511-SM | 12/99 | 112.5 | 111.4 | 113.5 | 9.1 | 1.9 |
| Auto and home supply stores | 553 | | 12/01 | 104.9 | 105.1 | 104.2 | 2.4 | -.9 |
| Auto and home supply stores | 5531 | | 12/01 | 104.9 | 104.9 | 104.4 | 2.6 | -.5 |
| Primary services | | 5531-P | 12/01 | 105.0 | 104.4 | 105.0 | 3.1 | .6 |
| Gasoline service stations | 554 | | 06/01 | 43.9 | 55.7 | 44.5 | -48.4 | -20.1 |
| Gasoline service stations | 5541 | | 06/01 | 44.3 | 56.0 | 44.9 | -48.0 | -19.8 |
| Primary services | | 5541-P | 06/01 | 43.1 | 54.9 | 43.7 | -48.9 | -20.4 |
| Gasoline service stations with convenience stores | | 5541-1 | 06/01 | 50.7 | 49.9 | 47.8 | -15.4 | -4.2 |
| Other gasoline stations | | 5541-2 | 06/01 | 39.2 | 57.4 | 41.6 | -58.6 | -27.5 |
| Other receipts | | 5541-SM | 06/01 | 122.1 | 122.1 | 122.1 | -.4 | 0 |
| Boat dealers | 555 | | 06/01 | 112.2 | 110.5 | 110.6 | -.2 | .1 |
| Boat dealers | 5551 | | 06/01 | 112.2 | 110.4 | 110.6 | -.2 | .2 |
| Primary services | | 5551-P | 06/01 | 112.4 | 110.7 | 110.8 | -.1 | .1 |
| Other receipts | | 5551-SM | 06/01 | 99.8 | 94.9 | 94.9 | -5.1 | 0 |
| Recreational vehicle dealers | 556 | | 06/01 | 105.5 | 118.7 | 113.4 | -2.7 | -4.5 |
| Recreational vehicle dealers | 5561 | | 06/01 | 105.5 | 118.7 | 113.4 | -2.7 | -4.5 |
| Primary services | | 5561-P | 06/01 | 105.6 | 118.8 | 113.5 | -2.7 | -4.5 |
| Miscellaneous retail | 59 | | 06/00 | 106.5 | 105.8 | 103.8 | .7 | -1.9 |
| Drug stores and proprietary stores | 591 | | 06/00 | 118.0 | 118.8 | 115.8 | 1.2 | -2.5 |
| Drug stores and proprietary stores | 5912 | | 06/00 | 118.0 | 118.8 | 115.8 | 1.2 | -2.5 |
| Primary services | | 5912-P | 06/00 | 118.0 | 118.8 | 115.8 | 1.2 | -2.5 |
| Prescription drugs | | 5912-1 | 06/00 | 128.8 | 130.1 | 122.6 | -1.6 | -5.8 |
| Over-the-counter drugs and all other goods | | 5912-4 | 06/00 | 109.5 | 110.0 | 110.4 | 3.8 | .4 |
| Over-the-counter drugs | | 5912-41 | 06/00 | 97.8 | 98.5 | 98.5 | -.5 | 0 |
| All other goods | | 5912-42 | 06/00 | 114.0 | 114.4 | 115.0 | 5.3 | .5 |
| Liquor stores | 592 | | 06/00 | 106.5 | 106.6 | 108.0 | 4.8 | 1.3 |
| Liquor stores | 5921 | | 06/00 | 106.5 | 106.6 | 108.0 | 4.8 | 1.3 |

See footnotes at end of table.

Table 5. Producer price indexes for the net output of selected industries and their products, not seasonally adjusted
—Continued

| Industry and product ¹ | Industry code | Product code | Index base | Index | | | Percent change to July 2003 from: | |
|--|---------------|--------------|------------|------------------------|------------------------|------------------------|-----------------------------------|------------------|
| | | | | Mar. 2003 ² | June 2003 ² | July 2003 ² | July 2002 | June 2003 |
| Liquor stores—Continued | | | | | | | | |
| Primary services | | 5921-P | 06/00 | 106.5 | 106.6 | 108.0 | 4.8 | 1.3 |
| Other receipts | | 5921-SM | 06/00 | 106.8 | (³) | (³) | (³) | (³) |
| Miscellaneous shopping goods stores | 594 | | 06/00 | 102.2 | 105.2 | 105.4 | 2.0 | .2 |
| Sporting goods stores | 5941 | | 06/00 | 105.4 | 103.2 | 100.3 | -8.5 | -2.8 |
| Primary services | | 5941-P | 06/00 | 105.5 | 103.3 | 100.4 | -8.6 | -2.8 |
| Book stores | 5942 | | 06/00 | 108.9 | 118.7 | 118.3 | 10.4 | -.3 |
| Primary services | | 5942-P | 06/00 | 108.9 | 118.7 | 118.3 | 10.4 | -.3 |
| Stationery stores | 5943 | | 06/00 | 122.3 | 125.2 | 124.8 | 8.0 | -.3 |
| Primary services | | 5943-P | 06/00 | 122.6 | 125.4 | 125.1 | 7.9 | -.2 |
| Jewelry stores | 5944 | | 06/00 | 109.9 | 106.4 | 108.7 | -2.7 | 2.2 |
| Primary services | | 5944-P | 06/00 | 110.0 | 106.5 | 108.8 | -2.7 | 2.2 |
| Hobby, toy, and game shops | 5945 | | 06/00 | 84.3 | 105.7 | 104.1 | 17.9 | -1.5 |
| Primary services | | 5945-P | 06/00 | 84.3 | 105.7 | 104.1 | 18.0 | -1.5 |
| Camera and photographic supply stores | 5946 | | 06/00 | 109.4 | 92.2 | 107.4 | 20.3 | 16.5 |
| Primary services | | 5946-P | 06/00 | 114.4 | 93.1 | 111.9 | 27.9 | 20.2 |
| Other receipts | | 5946-SM | 06/00 | 89.6 | 89.6 | 89.6 | -8.0 | 0 |
| Gift, novelty, and souvenir shops | 5947 | | 06/00 | 100.0 | 99.3 | 99.3 | -1.9 | 0 |
| Primary services | | 5947-P | 06/00 | 100.0 | 99.3 | 99.3 | -1.9 | 0 |
| Luggage and leather goods stores | 5948 | | 06/00 | 93.5 | 93.4 | 94.6 | 4.9 | 1.3 |
| Primary services | | 5948-P | 06/00 | 93.5 | 93.4 | 94.6 | 4.9 | 1.3 |
| Sewing, needlework, and piece goods | 5949 | | 06/00 | 91.3 | 91.3 | 91.2 | -.1 | -.1 |
| Primary services | | 5949-P | 06/00 | 91.3 | 91.3 | 91.1 | -.1 | -.2 |
| Nonstore retailers | 596 | | 06/00 | 98.4 | 95.0 | 92.4 | 1.7 | -2.7 |
| Catalog and mail-order houses | 5961 | | 06/00 | 96.4 | 92.2 | 89.4 | .9 | -3.0 |
| Primary services | | 5961-P | 06/00 | 96.4 | 92.2 | 89.4 | .9 | -3.0 |
| Automatic merchandising machine operators | 5962 | | 06/00 | 104.0 | 106.8 | 106.2 | 7.1 | -.6 |
| Primary services | | 5962-P | 06/00 | 104.0 | 106.8 | 106.2 | 7.1 | -.6 |
| Fuel dealers | 598 | | 06/00 | 131.3 | 121.5 | 110.9 | -4.3 | -8.7 |
| Retail stores, not elsewhere classified | 599 | | 06/00 | 101.5 | 101.8 | 100.4 | -2.7 | -1.4 |
| Florists | 5992 | | 06/00 | 110.4 | 107.8 | 111.4 | -.8 | 3.3 |
| Primary services | | 5992-P | 06/00 | 110.4 | 107.8 | 111.4 | -.8 | 3.3 |
| Optical goods stores | 5995 | | 06/00 | 104.0 | 104.0 | 101.0 | -1.6 | -2.9 |
| Primary services | | 5995-P | 06/00 | 104.0 | 104.0 | 100.9 | -1.7 | -3.0 |
| Other receipts | | 5995-SM | 06/00 | 103.2 | 103.2 | 103.2 | 0 | 0 |
| Miscellaneous retail stores, n.e.c. | 5999 | | 06/00 | 97.7 | 98.7 | 96.6 | -3.5 | -2.1 |
| Primary services | | 5999-P | 06/00 | 97.3 | 98.3 | 96.2 | -3.5 | -2.1 |
| Security brokers, dealers, and investment bank companies | 621 | | 06/00 | 80.7 | 85.2 | 85.4 | 5.6 | .2 |
| Security brokers, dealers, and investment banking companies | 6211 | | 06/00 | 80.7 | 85.2 | 85.4 | 5.6 | .2 |
| Primary services | | 6211-P | 06/00 | 80.4 | 84.9 | 85.1 | 5.6 | .2 |
| Brokerage services | | 6211-1 | 06/00 | 93.5 | 97.2 | 97.3 | 8.8 | .1 |
| Brokerage services, exchange-listed equities | | 6211-101 | 06/00 | 95.1 | 98.3 | 98.4 | 2.4 | .1 |
| Brokerage services, all other securities | | 6211-102 | 06/00 | 91.0 | 95.6 | 95.8 | 20.1 | .2 |
| Dealer transactions | | 6211-2 | 06/00 | 71.3 | 72.0 | 72.6 | -4.3 | .8 |
| Dealer transactions, market making in over-the-counter equities | | 6211-201 | 06/00 | 17.2 | 19.4 | 20.9 | -20.8 | 7.7 |
| Dealer transactions, debt securities and all other trading | | 6211-202 | 06/00 | 103.2 | 103.1 | 103.1 | -1.9 | 0 |
| Investment banking services | | 6211-3 | 06/00 | 101.2 | 101.3 | 101.3 | 1.6 | 0 |
| Other securities related services including margin lending and mutual fund sales | | 6211-4 | 06/00 | 70.4 | 79.7 | 79.7 | 13.0 | 0 |
| Investment advice | 6282 | | 06/02 | 90.4 | 90.1 | 96.4 | 1.5 | 7.0 |
| Primary services | | 6282-P | 06/02 | 91.4 | 90.5 | 97.9 | 3.3 | 8.2 |
| Portfolio and mutual fund management | | 6282-1 | 06/02 | 89.7 | 88.4 | 97.0 | 3.5 | 9.7 |
| Mutual fund management | | 6282-101 | 06/02 | 90.2 | 89.5 | 98.0 | 3.2 | 9.5 |
| Portfolio management | | 6282-102 | 06/02 | 89.5 | 87.8 | 96.4 | 3.8 | 9.8 |
| Financial planning and other advisory services | | 6282-2 | 06/02 | 102.6 | 104.2 | 104.3 | 1.8 | .1 |
| Other receipts | | 6282-SM | 06/02 | 83.2 | (³) | 85.7 | -10.8 | (³) |

See footnotes at end of table.

Table 5. Producer price indexes for the net output of selected industries and their products, not seasonally adjusted

—Continued

| Industry and product ¹ | Industry code | Product code | Index base | Index | | | Percent change to July 2003 from: | |
|--|---------------|--------------|------------|------------------------|------------------------|------------------------|-----------------------------------|-----------|
| | | | | Mar. 2003 ² | June 2003 ² | July 2003 ² | July 2002 | June 2003 |
| Life insurance carriers | 631 | | 12/98 | 102.5 | 103.0 | 103.2 | 1.5 | 0.2 |
| Life insurance carriers | 6311 | | 12/98 | 102.5 | 103.0 | 103.2 | 1.5 | .2 |
| Primary services | | 6311-P | 12/98 | 102.5 | 103.0 | 103.2 | 1.5 | .2 |
| Life insurance policies | | 6311-1 | 12/98 | 100.5 | 100.6 | 100.6 | .8 | 0 |
| Individual life insurance policies | | 6311-101 | 12/98 | 103.2 | 103.4 | 103.3 | .7 | -.1 |
| Term life insurance policies | | 6311-10101 | 12/98 | 102.1 | 102.5 | 102.2 | 1.1 | -.3 |
| Whole life insurance policies | | 6311-10102 | 12/98 | 105.9 | 106.0 | 106.1 | .6 | .1 |
| Universal life insurance policies | | 6311-10103 | 12/98 | 101.9 | 102.2 | 102.3 | .6 | .1 |
| Other individual life insurance policies | | 6311-10104 | 12/98 | 104.7 | 104.7 | 104.9 | 1.8 | .2 |
| Group life insurance policies | | 6311-102 | 12/98 | 98.3 | 98.1 | 98.1 | .7 | 0 |
| Annuities | | 6311-2 | 12/98 | 110.7 | 112.9 | 114.7 | 4.8 | 1.6 |
| Variable deferred annuities | | 6311-201 | 12/98 | 116.0 | 117.6 | 117.7 | 2.8 | .1 |
| Fixed-rate deferred annuities | | 6311-202 | 12/98 | 108.0 | 108.6 | 107.9 | -1.2 | -.6 |
| Immediate annuities | | 6311-203 | 12/98 | 108.1 | 112.4 | 118.3 | 13.2 | 5.2 |
| Property and casualty insurance | 633 | | 12/98 | 113.4 | 114.8 | 115.2 | 5.9 | .3 |
| Property and casualty insurance | 6331 | | 06/98 | 113.5 | 114.9 | 115.3 | 5.9 | .3 |
| Primary services | | 6331-P | 06/98 | 113.5 | 114.9 | 115.3 | 5.9 | .3 |
| Private passenger auto insurance | | 6331-1 | 06/98 | 118.1 | 119.9 | 120.1 | 7.9 | .2 |
| Private passenger auto insurance, California | | 6331-101 | 06/98 | 120.4 | 122.4 | 122.8 | 11.1 | .3 |
| Private passenger auto insurance, New York | | 6331-102 | 06/98 | 118.5 | 120.2 | 120.4 | 11.3 | .2 |
| Private passenger auto insurance, Texas | | 6331-103 | 06/98 | 112.1 | 113.7 | 113.8 | 7.3 | .1 |
| Private passenger auto insurance, Florida | | 6331-104 | 06/98 | 138.4 | 139.6 | 139.7 | 13.9 | .1 |
| Private passenger auto insurance, Pennsylvania | | 6331-105 | 06/98 | 115.0 | 116.2 | 116.4 | 4.5 | .2 |
| Private passenger auto insurance, Illinois | | 6331-106 | 06/98 | 119.0 | 120.1 | 120.4 | 7.7 | .2 |
| Private passenger auto insurance, Ohio | | 6331-107 | 06/98 | 113.5 | 116.0 | 115.8 | 5.6 | -.2 |
| Private passenger auto insurance, Michigan | | 6331-108 | 06/98 | 132.9 | 136.3 | 139.0 | 14.4 | 2.0 |
| Private passenger auto insurance, New Jersey | | 6331-109 | 06/98 | 101.5 | 102.6 | 102.5 | 2.2 | -.1 |
| Private passenger auto insurance, North Carolina | | 6331-111 | 06/98 | 113.1 | 114.6 | 114.6 | 4.8 | 0 |
| Private passenger auto insurance, all other areas | | 6331-112 | 06/98 | 116.9 | 118.8 | 118.9 | 6.4 | .1 |
| Homeowner's insurance | | 6331-2 | 06/98 | 128.9 | 131.5 | 131.9 | 11.4 | .3 |
| Homeowner's insurance, California | | 6331-201 | 06/98 | 129.3 | 129.7 | 129.7 | 19.1 | 0 |
| Homeowner's insurance, New York | | 6331-202 | 06/98 | 112.2 | 112.4 | 112.7 | 4.9 | .3 |
| Homeowner's insurance, Texas | | 6331-203 | 06/98 | 137.7 | 136.7 | 136.7 | 9.4 | 0 |
| Homeowner's insurance, Florida | | 6331-204 | 06/98 | 123.8 | 125.3 | 125.3 | 8.4 | 0 |
| Homeowner's insurance, Pennsylvania | | 6331-205 | 06/98 | 124.0 | 127.5 | 128.0 | 8.5 | .4 |
| Homeowner's insurance, all other areas | | 6331-206 | 06/98 | 130.5 | 134.4 | 135.0 | 11.8 | .4 |
| Commercial auto insurance | | 6331-3 | 06/98 | 112.3 | 113.2 | 113.4 | 5.0 | .2 |
| Non-auto liability insurance | | 6331-4 | 06/98 | 106.2 | 108.0 | 108.4 | 3.5 | .4 |
| Product liability insurance | | 6331-401 | 06/98 | 107.3 | 108.2 | 108.5 | 7.6 | .3 |
| Medical malpractice insurance | | 6331-402 | 06/98 | 111.8 | 113.3 | 114.0 | 4.0 | .6 |
| Other non-auto liability insurance | | 6331-403 | 06/98 | 104.8 | 106.8 | 107.1 | 3.2 | .3 |
| Commercial multiple peril insurance | | 6331-5 | 06/98 | 105.7 | 106.1 | 107.1 | 2.7 | .9 |
| Worker's compensation insurance | | 6331-6 | 06/98 | 104.6 | 105.5 | 106.2 | 2.1 | .7 |
| Inland marine insurance | | 6331-7 | 06/98 | 104.6 | 105.1 | 105.2 | 1.0 | .1 |
| Surety and financial guaranty insurance | | 6331-8 | 06/98 | 97.4 | 97.4 | 97.4 | .1 | 0 |
| Fidelity insurance | | 6331-9 | 06/98 | 95.4 | 95.4 | 95.4 | 0 | 0 |
| Other property and casualty insurance | | 6331-A | 06/98 | 109.7 | 109.7 | 110.6 | 2.8 | .8 |
| Insurance agencies and brokerages | 6412 | | 12/02 | 100.5 | 101.1 | 101.2 | (³) | .1 |
| Primary services | | 6412-P | 12/02 | 100.5 | 101.2 | 101.2 | (³) | 0 |
| Sale of property and casualty insurance | | 6412-11 | 12/02 | 100.6 | 100.7 | 100.7 | (³) | 0 |
| Sale of private passenger auto insurance | | 6412-111 | 12/02 | 100.1 | 100.0 | 100.1 | (³) | .1 |
| Sale of homeowner's insurance | | 6412-112 | 12/02 | 100.3 | 100.3 | 100.4 | (³) | .1 |
| Sale of other property and casualty insurance | | 6412-113 | 12/02 | 101.2 | 101.3 | 101.3 | (³) | 0 |
| Sale of life insurance and annuities | | 6412-12 | 12/02 | 100.2 | 101.7 | 101.7 | (³) | 0 |
| Sale of health insurance | | 6412-13 | 12/02 | 100.6 | 103.2 | 103.2 | (³) | 0 |
| Sale of other insurance | | 6412-14 | 12/02 | 100.0 | 100.0 | 100.0 | (³) | 0 |
| Other receipts | | 6412-SM | 12/02 | 100.0 | 100.5 | 100.5 | (³) | 0 |
| Operators and lessors of nonresidential buildings | 6512 | | 12/95 | 115.4 | 113.6 | 116.0 | .6 | 2.1 |
| Primary services | | 6512-P | 12/95 | 115.8 | 113.9 | 116.3 | .5 | 2.1 |
| Operators and lessors of shopping centers and retail stores | | 6512-1 | 12/95 | 102.5 | 101.9 | 104.7 | -2.2 | 2.7 |
| Leasing of open shopping centers | | 6512-104 | 12/02 | 101.1 | 101.8 | 102.2 | (³) | .4 |
| Leasing of enclosed shopping centers | | 6512-105 | 12/02 | 86.3 | 83.0 | 91.0 | (³) | 9.6 |
| Operators and lessors of professional and office buildings | | 6512-2 | 12/95 | 123.4 | 121.2 | 123.8 | 1.2 | 2.1 |
| Operators and lessors of manufacturing and industrial buildings | | 6512-3 | 12/95 | 116.4 | 117.9 | 117.9 | 6.4 | 0 |
| Operators and lessors of other nonresidential buildings and facilities | | 6512-7 | 12/02 | 104.1 | 97.0 | 99.7 | (³) | 2.8 |
| Real estate agents and managers | 653 | | 12/96 | 115.0 | 116.2 | 116.7 | 1.7 | .4 |
| Real estate agents and managers | 6531 | | 12/95 | 114.4 | 115.6 | 116.1 | 1.6 | .4 |
| Primary services | | 6531-P | 12/95 | 114.6 | 115.9 | 116.4 | 1.7 | .4 |
| Real estate brokerage | | 6531-1 | 12/95 | 123.1 | 123.8 | 124.7 | 3.4 | .7 |
| Real estate brokerage, residential sales | | 6531-11 | 12/95 | 125.5 | 126.3 | 127.6 | 4.5 | 1.0 |

See footnotes at end of table.

Table 5. Producer price indexes for the net output of selected industries and their products, not seasonally adjusted
—Continued

| Industry and product ¹ | Industry code | Product code | Index base | Index | | | Percent change to July 2003 from: | |
|---|---------------|--------------|------------|------------------------|------------------------|------------------------|-----------------------------------|------------------|
| | | | | Mar. 2003 ² | June 2003 ² | July 2003 ² | July 2002 | June 2003 |
| Real estate agents and managers—Continued | | | | | | | | |
| Real estate brokerage, sales of residential units | | 6531-111 | 12/95 | 124.5 | 125.3 | 126.7 | 4.7 | 1.1 |
| Residential sales, northeast region | | 6531-1111 | 12/95 | 121.4 | 121.7 | 121.9 | 1.4 | .2 |
| Residential sales, New York-No.NJ-Long Island CMSA | | 6531-11112 | 12/95 | (³) | (³) | (³) | (³) | (³) |
| Residential sales, Philadelphia-Wilmington-Atlantic City CMSA | | 6531-11113 | 12/95 | (³) | (³) | (³) | (³) | (³) |
| Residential sales, midwest region | | 6531-1112 | 12/95 | 126.4 | 127.8 | 131.3 | 7.8 | 2.7 |
| Residential sales, Chicago-Gary-Kenosha CMSA | | 6531-11121 | 12/95 | 107.2 | 107.2 | 107.2 | .2 | 0 |
| Residential sales, other midwest region areas | | 6531-11123 | 12/95 | 129.2 | 130.9 | 135.1 | 9.2 | 3.2 |
| Residential sales, south region | | 6531-1113 | 12/95 | 121.8 | 122.6 | 122.6 | 3.8 | 0 |
| Residential sales, Washington-Baltimore CMSA | | 6531-11131 | 12/95 | 147.2 | 153.8 | (³) | (³) | (³) |
| Residential sales, other south region areas | | 6531-11135 | 12/95 | 121.0 | 121.4 | 121.4 | 3.8 | 0 |
| Residential sales, west region | | 6531-1114 | 12/95 | 128.3 | 129.2 | 131.5 | 5.8 | 1.8 |
| Residential sales, Los Angeles-Riverside-Orange County CMSA | | 6531-11142 | 12/95 | 134.2 | 138.0 | 139.4 | 8.3 | 1.0 |
| Residential sales, San Francisco-Oakland-San Jose CMSA | | 6531-11143 | 12/95 | 168.1 | 174.3 | (³) | (³) | (³) |
| Residential sales, other west region areas | | 6531-11144 | 12/95 | 123.0 | 123.2 | 125.8 | 5.4 | 2.1 |
| Real estate brokerage, sales of residential land | | 6531-112 | 12/95 | 157.8 | 159.3 | 159.4 | 2.7 | .1 |
| Real estate brokerage, commercial sales | | 6531-13 | 12/95 | 114.0 | 114.0 | 114.0 | .5 | 0 |
| Commercial sales, office property | | 6531-131 | 12/95 | 114.1 | (³) | (³) | (³) | (³) |
| Commercial sales, retail property | | 6531-132 | 12/95 | 120.4 | 120.4 | (³) | (³) | (³) |
| Commercial sales, industrial property | | 6531-133 | 12/95 | 112.6 | 112.6 | 112.6 | .4 | 0 |
| Commercial sales, farms and land | | 6531-135 | 12/95 | 105.8 | 105.8 | 105.8 | 0 | 0 |
| Real estate brokerage, commercial leasing | | 6531-14 | 12/95 | 109.7 | 109.6 | 109.0 | -2.8 | -5 |
| Commercial leasing, office property | | 6531-141 | 12/95 | 108.3 | 108.1 | 107.4 | -3.8 | -6 |
| Commercial leasing, retail property | | 6531-142 | 12/95 | (³) | (³) | (³) | (³) | (³) |
| Commercial leasing, industrial property | | 6531-143 | 12/95 | 118.1 | 118.1 | 117.9 | -.7 | -.2 |
| Property management | | 6531-2 | 12/95 | 106.4 | 108.6 | 108.6 | -.5 | 0 |
| Residential property management | | 6531-21 | 12/95 | 104.3 | 107.5 | 107.5 | -1.2 | 0 |
| Residential property management, apartment buildings | | 6531-211 | 12/95 | 104.3 | 104.4 | 104.6 | -2.7 | .2 |
| Residential property management, other property | | 6531-212 | 12/95 | 104.3 | 110.8 | 110.8 | .5 | 0 |
| Nonresidential property management | | 6531-22 | 12/95 | 111.6 | 111.6 | 111.4 | 1.4 | -.2 |
| Nonresidential property management, office property | | 6531-221 | 12/95 | 113.9 | 113.8 | 113.5 | 1.3 | -.3 |
| Nonresidential property management, retail property | | 6531-222 | 12/95 | 110.2 | 110.2 | 110.2 | 2.5 | 0 |
| Nonresidential property management, industrial property | | 6531-223 | 12/95 | 105.5 | (³) | (³) | (³) | (³) |
| Nonresidential property management, other property | | 6531-224 | 12/95 | 102.9 | (³) | (³) | (³) | (³) |
| Real estate appraising | | 6531-3 | 12/95 | 107.0 | 107.0 | 107.0 | .3 | 0 |
| Residential real estate appraising | | 6531-301 | 12/95 | 106.6 | 106.6 | 106.6 | 0 | 0 |
| Commercial real estate appraising | | 6531-302 | 12/95 | 108.0 | 108.1 | 108.1 | 1.1 | 0 |
| Hotels and motels | 701 | | 12/96 | 122.6 | 122.1 | 123.0 | .2 | .7 |
| Hotels and motels | 7011 | | 06/93 | 135.9 | 135.4 | 136.4 | .2 | .7 |
| Primary services | | 7011-P | 06/93 | 136.3 | 135.4 | 136.5 | .2 | .8 |
| Guestroom rental | | 7011-1 | 06/93 | 141.3 | 139.8 | 142.6 | .5 | 2.0 |
| Limited service hotels and motels | | 7011-101 | 06/93 | 134.7 | 133.8 | 136.1 | 2.0 | 1.7 |
| Full service hotels and motels | | 7011-102 | 06/93 | 136.3 | 139.8 | 142.9 | .6 | 2.2 |
| Luxury and resort hotels, excluding casino hotels | | 7011-103 | 06/93 | 153.3 | 139.5 | 142.3 | -2.7 | 2.0 |
| Casino hotels | | 7011-105 | 06/01 | 100.5 | 100.3 | 103.7 | -1.1 | 3.4 |
| Food and beverages | | 7011-2 | 06/93 | 139.3 | 139.6 | 140.1 | 1.2 | .4 |
| Food and nonalcoholic beverages | | 7011-201 | 06/93 | 139.3 | 139.7 | 140.5 | 2.0 | .6 |
| Alcoholic beverages | | 7011-202 | 06/93 | 138.8 | 138.9 | 138.7 | -.6 | -.1 |
| Other guest services | | 7011-4 | 06/93 | 132.5 | 129.2 | 126.5 | -.1 | -2.1 |
| Casino gaming receipts | | 7011-5 | 06/01 | 102.7 | 104.0 | 100.2 | -3.3 | -3.7 |
| Other receipts | | 7011-SM | 06/93 | 134.3 | 138.5 | 138.4 | .1 | -.1 |
| Advertising agencies | 7311 | | 06/95 | 121.0 | 121.0 | 121.0 | .9 | 0 |
| Primary services | | 7311-P | 06/95 | 122.1 | 122.1 | 122.1 | .8 | 0 |
| Ad creation, billed separately | | 7311-1 | 06/95 | 124.7 | 124.7 | 124.7 | 0 | 0 |
| Media placement, incl. ad creation not billed separately | | 7311-2 | 06/95 | 118.1 | 118.1 | 118.1 | 2.1 | 0 |
| Newspapers | | 7311-201 | 06/95 | 162.1 | 162.1 | 162.2 | 10.8 | .1 |
| Periodicals | | 7311-202 | 06/95 | 124.6 | 124.6 | 124.6 | 0 | 0 |
| Television | | 7311-203 | 06/95 | 110.4 | 110.4 | 110.4 | 2.1 | 0 |
| Radio, Internet, and other media placements | | 7311-204 | 06/95 | 110.5 | 110.5 | 110.5 | (³) | 0 |
| Other receipts | | 7311-SM | 06/95 | 96.7 | 96.7 | 96.7 | 1.0 | 0 |
| Services to dwellings and other public buildings | 734 | | 06/01 | 100.4 | 100.9 | 100.2 | -.6 | -.7 |
| Building cleaning and maintenance services, n.e.c. | 7349 | | 12/94 | 117.6 | 118.2 | 117.3 | -.6 | -.8 |
| Primary services | | 7349-P | 12/94 | 117.9 | 118.6 | 117.7 | -.6 | -.8 |
| Nonresidential building cleaning services | | 7349-3 | 06/03 | (³) | 100.0 | 99.5 | (³) | -.5 |
| Residential cleaning services | | 7349-4 | 06/03 | (³) | 100.0 | 100.0 | (³) | 0 |
| Other receipts | | 7349-SM | 12/94 | 110.5 | 110.5 | 110.5 | 0 | 0 |
| Personnel supply services | 736 | | 12/96 | 111.0 | 111.3 | 111.2 | 1.7 | -.1 |
| Employment agencies | 7361 | | 06/94 | 117.1 | 117.8 | 117.8 | 1.5 | 0 |
| Primary services | | 7361-P | 06/94 | 116.0 | 116.8 | 116.8 | 1.7 | 0 |
| Contingency payment recruiting | | 7361-4 | 12/01 | 99.5 | 100.4 | 100.5 | 2.2 | .1 |

See footnotes at end of table.

Table 5. Producer price indexes for the net output of selected industries and their products, not seasonally adjusted
—Continued

| Industry and product ¹ | Industry code | Product code | Index base | Index | | | Percent change to July 2003 from: | |
|--|---------------|--------------|------------|------------------------|------------------------|------------------------|-----------------------------------|-----------|
| | | | | Mar. 2003 ² | June 2003 ² | July 2003 ² | July 2002 | June 2003 |
| Employment agencies—Continued | | | | | | | | |
| Information technology | | 7361-411 | 12/01 | 101.8 | 101.8 | 106.4 | 5.8 | 4.5 |
| Engineering, manufacturing, and technical | | 7361-412 | 06/94 | 118.9 | 118.9 | 113.5 | -4.1 | -4.5 |
| Accounting and financial | | 7361-413 | 06/94 | 105.0 | 104.2 | 104.9 | 3.9 | .7 |
| Sales and marketing | | 7361-415 | 06/94 | 102.3 | 102.3 | 102.3 | -5.4 | 0 |
| Operations, administration, and human resources | | 7361-416 | 12/01 | 101.1 | 101.1 | 101.1 | 2.7 | 0 |
| Other occupations | | 7361-417 | 06/94 | 105.6 | 110.0 | 110.2 | 7.6 | .2 |
| Retained executive recruiting | | 7361-5 | 12/01 | 100.2 | 100.7 | 100.4 | .1 | -3 |
| Internet recruiting services | | 7361-6 | 12/01 | 111.8 | 111.8 | 111.8 | 1.6 | 0 |
| Other receipts | | 7361-SM | 06/94 | 126.5 | 126.6 | 126.6 | -2 | 0 |
| Help supply services | 7363 | | 06/94 | 117.1 | 117.3 | 117.2 | 1.8 | -.1 |
| Primary services | | 7363-P | 06/94 | 116.5 | 116.8 | 116.6 | 1.8 | -2 |
| Temporary help supply services | | 7363-1 | 06/94 | 114.7 | 114.7 | 114.7 | 2.1 | 0 |
| Office and clerical occupations | | 7363-101 | 06/94 | 118.5 | 118.4 | 118.4 | 2.2 | 0 |
| Light and heavy industrial occupations | | 7363-102 | 06/94 | 118.1 | 118.3 | 118.2 | 2.2 | -.1 |
| Technical and professional occupations | | 7363-103 | 06/94 | 74.4 | 74.7 | 74.8 | 2.5 | .1 |
| Medical personnel occupations | | 7363-104 | 06/94 | 125.2 | 125.2 | 125.2 | 1.9 | 0 |
| Other temporary help supply services | | 7363-105 | 06/94 | 113.8 | 113.0 | 113.3 | 1.0 | .3 |
| Employee leasing services | | 7363-2 | 06/94 | 127.4 | 128.6 | 127.8 | .9 | -6 |
| Other receipts | | 7363-SM | 06/94 | 178.1 | 178.1 | 178.5 | .9 | .2 |
| Prepackaged software | 7372 | | 12/97 | 97.8 | 97.4 | 97.6 | .6 | .2 |
| Primary services | | 7372-P | 12/97 | 98.9 | 98.7 | 98.6 | .3 | -.1 |
| Applications software | | 7372-2 | 12/97 | 99.3 | 98.8 | 100.6 | -1.5 | 1.8 |
| Applications software sold separately (non-suite) | | 7372-201 | 12/97 | 102.3 | 103.6 | 107.7 | 6.3 | 4.0 |
| Applications software sold as a suite | | 7372-202 | 12/97 | 92.6 | 87.9 | 83.9 | -19.7 | -4.6 |
| Computer games and other prepackaged software | | 7372-3 | 12/97 | 54.9 | 54.1 | 47.7 | -14.1 | -11.8 |
| Maintenance, documentation, training, and other software services | | 7372-4 | 12/97 | 137.3 | 137.3 | 137.5 | .7 | .1 |
| Other receipts | | 7372-SM | 12/97 | 80.6 | 79.3 | 81.1 | 2.9 | 2.3 |
| Data processing services | 7374 | | 12/00 | 102.7 | 102.8 | 103.1 | -.3 | .3 |
| Primary services | | 7374-P | 12/00 | 102.9 | 103.2 | 103.4 | -.4 | .2 |
| Transaction processing services | | 7374-1 | 12/00 | 103.8 | 103.9 | 104.5 | -.4 | .6 |
| Timesharing data processing services | | 7374-2 | 12/00 | 99.6 | 99.6 | 99.6 | -3.7 | 0 |
| Data entry services | | 7374-3 | 12/00 | 101.8 | 101.8 | 101.8 | .5 | 0 |
| Other data processing services | | 7374-4 | 12/00 | 103.3 | 103.9 | 103.6 | .7 | -.3 |
| Other receipts | | 7374-SM | 12/00 | 100.2 | 100.2 | 100.2 | 0 | 0 |
| Automotive rental and leasing, without drivers | 751 | | 06/01 | 104.6 | 106.2 | 109.3 | 2.9 | 2.9 |
| Truck rental and leasing | 7513 | | 06/91 | 107.8 | 109.5 | 114.1 | 5.1 | 4.2 |
| Primary services | | 7513-P | 06/91 | 105.5 | 107.6 | 110.0 | 3.1 | 2.2 |
| Truck and utility trailer rental | | 7513-1 | 06/91 | 98.0 | 102.0 | 107.1 | 5.9 | 5.0 |
| Truck, truck tractor and truck trailer leasing | | 7513-2 | 06/91 | 109.2 | 109.5 | 109.5 | .9 | 0 |
| Truck leasing | | 7513-211 | 06/91 | 114.8 | 115.5 | 115.4 | .5 | -.1 |
| Truck tractor leasing | | 7513-212 | 06/91 | 107.2 | 107.5 | 107.4 | 1.2 | -.1 |
| Truck trailer leasing | | 7513-213 | 06/91 | 99.2 | 99.1 | 99.1 | .7 | 0 |
| Recreational vehicle rental | | 7513-3 | 12/98 | 106.1 | 106.5 | 109.2 | -2.9 | 2.5 |
| Other receipts | | 7513-SM | 06/91 | 115.7 | 116.3 | 129.1 | 12.1 | 11.0 |
| Passenger car rental | 7514 | | 12/91 | 142.8 | 145.0 | 147.9 | 1.5 | 2.0 |
| Primary services | | 7514-P | 12/91 | 143.7 | 146.0 | 149.1 | 1.6 | 2.1 |
| Car rental, standard | | 7514-2 | 12/91 | 142.2 | 144.9 | 149.0 | 2.3 | 2.8 |
| Business travel | | 7514-211 | 12/98 | 106.1 | 106.4 | 107.0 | -.4 | .6 |
| Leisure travel | | 7514-221 | 12/98 | 121.3 | 125.4 | 131.3 | 4.7 | 4.7 |
| Car rental, replacement | | 7514-3 | 12/91 | 159.4 | 160.5 | 160.4 | -.8 | -.1 |
| Other receipts | | 7514-SM | 12/91 | 128.3 | 128.3 | 128.3 | -2 | 0 |
| Health services | 80 | | 12/94 | 122.8 | 123.7 | 124.3 | 3.9 | .5 |
| Offices and clinics of doctors of medicine | 801 | | 12/96 | 111.4 | 111.2 | 112.1 | 1.5 | .8 |
| Offices of physicians | 8011 | | 12/93 | 120.1 | 120.0 | 120.9 | 1.5 | .8 |
| Primary services | | 8011-P | 12/93 | 120.2 | 120.1 | 121.0 | 1.5 | .7 |
| One and two physician practices and single specialty group practices | | 8011-4 | 12/93 | 117.9 | 117.7 | 118.9 | 1.5 | 1.0 |
| General/family practice | | 8011-411 | 12/93 | 123.6 | 123.6 | 123.7 | -.1 | .1 |
| Internal medicine | | 8011-412 | 12/99 | 103.3 | 103.2 | 103.6 | .6 | .4 |
| General surgery and other surgical specialties | | 8011-413 | 12/99 | 101.4 | 101.2 | 102.5 | 1.3 | 1.3 |
| Pediatrics | | 8011-414 | 12/93 | 150.1 | 144.6 | 155.9 | 6.9 | 7.8 |
| Obstetrics/gynecology | | 8011-415 | 12/93 | 129.8 | 129.8 | 129.8 | 0 | 0 |
| Other specialty | | 8011-419 | 12/99 | 104.6 | 105.2 | 105.2 | 1.7 | 0 |
| Multispecialty group practice | | 8011-5 | 12/93 | 128.2 | 128.3 | 128.4 | 1.7 | .1 |
| Skilled and intermediate care facilities | 8053 | | 12/94 | 147.7 | 148.0 | 148.9 | 2.3 | .6 |
| Primary services | | 8053-P | 12/94 | 148.4 | 148.7 | 149.6 | 2.3 | .6 |
| Public payors | | 8053-1 | 12/94 | 147.6 | 147.9 | 148.5 | .8 | .4 |

See footnotes at end of table.

Table 5. Producer price indexes for the net output of selected industries and their products, not seasonally adjusted

—Continued

| Industry and product ¹ | Industry code | Product code | Index base | Index | | | Percent change to July 2003 from: | |
|--|---------------|--------------|------------|------------------------|------------------------|------------------------|-----------------------------------|-----------|
| | | | | Mar. 2003 ² | June 2003 ² | July 2003 ² | July 2002 | June 2003 |
| Skilled and intermediate care facilities—Continued | | | | | | | | |
| Private payors | | 8053-3 | 12/94 | 149.8 | 150.3 | 151.7 | 4.5 | 0.9 |
| Other receipts | | 8053-SM | 12/94 | 121.5 | 121.6 | 121.5 | 2.6 | -.1 |
| Hospitals | 806 | | 12/92 | 132.9 | 134.5 | 135.0 | 5.8 | .4 |
| General medical and surgical hospitals | 8062 | | 12/92 | 133.1 | 135.0 | 135.3 | 5.8 | .2 |
| Primary services | | 8062-P | 12/92 | 134.5 | 136.6 | 137.0 | 6.5 | .3 |
| Medicare patients | | 8062-2 | 12/92 | 121.2 | 121.6 | 121.6 | 4.3 | 0 |
| Medicaid patients | | 8062-4 | 12/92 | 123.6 | 125.3 | 125.0 | 2.5 | -.2 |
| All other patients | | 8062-6 | 12/92 | 143.5 | 146.9 | 147.7 | 9.1 | .5 |
| Diseases and disorders of the nervous system | | 8062-601 | 12/92 | 124.2 | 157.1 | 156.9 | 33.3 | -.1 |
| Diseases and disorders of the eye | | 8062-602 | 12/92 | 155.7 | 156.2 | 160.2 | 6.4 | 2.6 |
| Diseases and disorders of the ear, nose, mouth, and throat | | 8062-603 | 12/92 | 135.6 | 136.8 | 135.5 | 8.3 | -1.0 |
| Diseases and disorders of the respiratory system | | 8062-604 | 12/92 | 143.6 | 144.5 | 144.2 | 4.3 | -.2 |
| Diseases and disorders of the circulatory system | | 8062-605 | 12/92 | 141.0 | 141.0 | 144.6 | 10.9 | 2.6 |
| Diseases and disorders of the digestive system | | 8062-606 | 12/92 | 148.5 | 152.4 | 152.3 | 9.7 | -.1 |
| Diseases and disorders of the hepatobiliary system and pancreas | | 8062-607 | 12/92 | 161.3 | 161.7 | 162.4 | 9.2 | .4 |
| Diseases and disorders of the musculoskeletal system and connective tissue | | 8062-608 | 12/92 | 138.9 | 139.6 | 139.6 | 4.3 | 0 |
| Diseases and disorders of the skin, subcutaneous tissue and breast | | 8062-609 | 12/92 | 144.0 | 143.9 | 145.1 | 7.5 | .8 |
| Endocrine, nutritional, and metabolic diseases and disorders | | 8062-611 | 12/92 | 143.2 | 150.1 | 151.7 | 12.2 | 1.1 |
| Diseases and disorders of the kidney and urinary tract | | 8062-612 | 12/92 | 161.9 | 162.5 | 162.4 | 3.8 | -.1 |
| Diseases and disorders of the male reproductive system | | 8062-613 | 12/92 | 141.7 | 143.6 | 142.9 | 6.6 | -.5 |
| Diseases and disorders of the female reproductive system | | 8062-614 | 12/92 | 141.6 | 142.3 | 141.9 | 8.2 | -.3 |
| Pregnancy, childbirth, and the puerperium | | 8062-615 | 12/92 | 149.4 | 149.7 | 151.0 | 9.2 | .9 |
| Newborns and other neonates with conditions originating in the perinatal period | | 8062-616 | 12/92 | 154.6 | 155.7 | 155.5 | 8.5 | -.1 |
| Diseases and disorders of the blood and blood forming organs and immun. diseases | | 8062-617 | 12/92 | 169.2 | 178.3 | 174.3 | 7.1 | -2.2 |
| Myeloproliferative diseases and disorders, and poorly differentiated neoplasms | | 8062-618 | 12/92 | 142.5 | 142.5 | 143.3 | .4 | .6 |
| Infectious and parasitic diseases (systemic or unspecified sites) | | 8062-619 | 12/92 | 126.6 | 130.0 | 132.4 | 4.3 | 1.8 |
| Mental diseases and disorders | | 8062-621 | 12/92 | 143.2 | 143.2 | 143.2 | 1.3 | 0 |
| Alcohol/drug use and alcohol/drug induced organic mental disorders | | 8062-622 | 12/92 | 161.4 | 161.4 | 161.4 | 2.2 | 0 |
| Injuries, poisonings, and toxic effects of drugs | | 8062-623 | 12/92 | 140.0 | 139.4 | 140.3 | 3.6 | .6 |
| Burns | | 8062-624 | 12/92 | 124.0 | 127.9 | 127.9 | 3.8 | 0 |
| Factors influencing health status and other contacts with health services | | 8062-625 | 12/92 | 137.1 | 137.8 | 137.1 | 7.9 | -.5 |
| Multiple significant trauma | | 8062-626 | 12/00 | 112.1 | 112.6 | 112.2 | 1.1 | -.4 |
| Human immunodeficiency virus infections | | 8062-627 | 12/00 | 110.3 | 110.3 | 110.3 | 4.7 | 0 |
| Other receipts | | 8062-SM | 12/92 | 119.7 | 119.7 | 119.7 | 0 | 0 |
| Psychiatric hospitals | 8063 | | 12/92 | 116.4 | 116.4 | 116.2 | 2.0 | -.2 |
| Primary services | | 8063-P | 12/92 | 116.4 | 116.4 | 116.2 | 2.0 | -.2 |
| Specialty hospitals, except psychiatric | 8069 | | 12/92 | 144.0 | 144.2 | 148.5 | 9.6 | 3.0 |
| Primary services | | 8069-P | 12/92 | 146.6 | 146.8 | 151.8 | 10.9 | 3.4 |
| Rehabilitation hospitals | | 8069-2 | 12/92 | 129.3 | 130.4 | 130.1 | 4.3 | -.2 |
| Children's hospitals | | 8069-4 | 12/92 | 139.8 | 140.8 | 140.9 | 7.8 | .1 |
| Other specialty hospitals, except psychiatric | | 8069-6 | 12/92 | 156.6 | 155.1 | 169.3 | 18.2 | 9.2 |
| Medical laboratories | 8071 | | 06/94 | 114.9 | 115.4 | 115.5 | 1.3 | .1 |
| Primary services | | 8071-P | 06/94 | 115.4 | 115.8 | 115.9 | 1.3 | .1 |
| Independent clinical lab services | | 8071-2 | 06/94 | 117.3 | 117.4 | 117.6 | 1.1 | .2 |
| Diagnostic imaging services | | 8071-4 | 06/94 | 100.5 | 102.4 | 102.3 | 3.0 | -.1 |
| Home health care services | 808 | | 12/96 | 117.0 | 117.0 | 116.1 | -1.0 | -.8 |
| Home health care services | 8082 | | 12/96 | 117.0 | 117.0 | 116.1 | -1.0 | -.8 |
| Primary services | | 8082-P | 12/96 | 113.4 | 113.4 | 112.4 | -1.7 | -.9 |
| Medicare payors | | 8082-1 | 12/96 | 115.0 | 114.8 | 113.5 | -4.9 | -1.1 |
| Non-Medicare payors | | 8082-2 | 12/96 | 112.3 | 112.4 | 111.6 | .5 | -.7 |
| Other receipts | | 8082-SM | 12/96 | 183.3 | 183.5 | 183.3 | 4.9 | -.1 |
| Legal services | 81 | | 12/96 | 125.1 | 125.4 | 125.4 | 3.3 | 0 |
| Legal services | 811 | | 12/96 | 125.1 | 125.4 | 125.4 | 3.3 | 0 |
| Legal services | 8111 | | 12/96 | 125.1 | 125.4 | 125.4 | 3.3 | 0 |
| Primary services | | 8111-P | 12/96 | 124.8 | 125.0 | 125.1 | 3.4 | .1 |
| Corporate | | 8111-1 | 12/96 | 132.4 | 132.6 | 132.7 | 3.8 | .1 |
| Real estate | | 8111-2 | 12/96 | 123.0 | 124.2 | 124.6 | 3.7 | .3 |
| Civil negligence | | 8111-3 | 12/96 | 115.5 | 115.5 | 115.6 | 1.9 | .1 |
| Defendant | | 8111-301 | 12/96 | 127.8 | 127.8 | 127.9 | 3.2 | .1 |
| Plaintiff | | 8111-302 | 12/96 | 101.6 | 101.6 | 101.6 | .3 | 0 |
| Banking and commercial | | 8111-4 | 12/96 | 139.8 | 140.6 | 140.5 | 2.8 | -.1 |
| Insurance | | 8111-5 | 12/96 | 117.4 | 117.4 | 117.4 | 1.7 | 0 |

See footnotes at end of table.

Table 5. Producer price indexes for the net output of selected industries and their products, not seasonally adjusted
—Continued

| Industry and product ¹ | Industry code | Product code | Index base | Index | | | Percent change to July 2003 from: | |
|---|---------------|--------------|------------|------------------------|------------------------|------------------------|-----------------------------------|------------------|
| | | | | Mar. 2003 ² | June 2003 ² | July 2003 ² | July 2002 | June 2003 |
| Legal services—Continued | | | | | | | | |
| Wills, estate planning, and probate | | 8111-6 | 12/96 | 135.0 | 135.5 | 135.4 | 3.7 | -0.1 |
| Other legal services | | 8111-7 | 12/96 | 123.9 | 123.9 | 123.9 | 4.1 | 0 |
| Engineering, architectural, and surveying services | 871 | | 12/96 | 123.7 | 123.9 | 124.1 | 2.7 | .2 |
| Engineering design, analysis, and consulting services | 8711 | | 12/96 | 124.3 | 124.5 | 124.9 | 3.2 | .3 |
| Primary services | | 8711-P | 12/96 | 123.9 | 124.1 | 124.6 | 2.7 | .4 |
| Building-related engineering | | 8711-1 | 12/96 | 120.2 | 119.7 | 120.2 | 1.5 | .4 |
| Nonbuilding-related engineering | | 8711-2 | 12/96 | 125.8 | 126.3 | 126.8 | 3.3 | .4 |
| Other receipts | | 8711-SM | 12/96 | 125.8 | 125.8 | 125.9 | 5.8 | .1 |
| Architectural services | 8712 | | 12/96 | 120.5 | 120.5 | 120.2 | .5 | -.2 |
| Primary services | | 8712-P | 12/96 | 120.8 | 120.7 | 120.6 | .8 | -.1 |
| Residential dwelling architecture | | 8712-1 | 12/96 | 133.1 | 133.1 | 133.1 | .8 | 0 |
| Commercial and industrial architecture | | 8712-2 | 12/96 | 121.6 | 121.2 | 121.1 | .4 | -.1 |
| Public and institutional facility architecture | | 8712-3 | 12/96 | 117.0 | 117.1 | 116.8 | 1.0 | -.3 |
| Architectural advisory and predesign services | | 8712-5 | 06/03 | (³) | 100.0 | 100.0 | (³) | 0 |
| Other architectural services | | 8712-6 | 12/96 | 114.0 | 114.1 | 114.1 | 2.2 | 0 |
| Accounting, auditing, and bookkeeping services | 872 | | 12/96 | 117.9 | 118.7 | 119.4 | 3.3 | .6 |
| Accounting, auditing and bookkeeping | 8721 | | 06/95 | 122.8 | 123.6 | 124.3 | 3.3 | .6 |
| Primary services | | 8721-P | 06/95 | 122.8 | 123.5 | 124.0 | 3.1 | .4 |
| Payroll accounting services | | 8721-3 | 12/02 | 100.1 | 102.5 | 102.8 | (³) | .3 |
| Auditing | | 8721-4 | 06/95 | 127.4 | 127.4 | 128.6 | 2.4 | .9 |
| Tax preparation and planning | | 8721-5 | 06/95 | 121.7 | 121.8 | 122.3 | 2.0 | .4 |
| Compilation and review | | 8721-6 | 06/95 | 133.7 | 133.8 | 133.5 | 8.4 | -.2 |
| Bookkeeping and billing services | | 8721-7 | 12/02 | 100.1 | 100.1 | 100.2 | (³) | .1 |
| Multiple services transactions and other accounting services | | 8721-8 | 06/95 | 118.6 | 118.6 | 120.6 | 2.0 | 1.7 |
| Other receipts | | 8721-SM | 06/95 | 122.1 | 123.9 | 125.1 | 4.7 | 1.0 |
| Special indexes | | | | | | | | |
| Pharmaceutical preparations, by OTC, RX, VET | 283D | | | | | | | |
| Pharmaceutical preparations, non-prescription | | 283D-OTC | 06/01 | 99.5 | 99.5 | 99.0 | -.6 | -.5 |
| Pharmaceutical preparations, prescription | | 283D-RX | 06/01 | 106.5 | 107.7 | 108.7 | 5.8 | .9 |
| Pharmaceutical preparations, veterinary | | 283D-VET | 06/01 | 95.9 | (³) | 95.1 | -5.0 | (³) |
| Premiums for property and casualty insurance⁵ | 9331 | | 06/98 | 113.1 | 114.5 | 114.9 | 6.1 | .3 |
| Primary services | | 9331-P | 06/98 | 113.1 | 114.5 | 114.9 | 6.1 | .3 |
| Premiums for private passenger auto insurance | | 9331-1 | 06/98 | 116.3 | 118.1 | 118.3 | 7.9 | .2 |
| Premiums for private passenger auto insurance, California | | 9331-101 | 06/98 | 117.6 | 119.4 | 119.8 | 10.7 | .3 |
| Premiums for private passenger auto insurance, New York | | 9331-102 | 06/98 | 118.0 | 119.7 | 119.9 | 11.3 | .2 |
| Premiums for private passenger auto insurance, Texas | | 9331-103 | 06/98 | 108.2 | 109.7 | 109.7 | 7.0 | 0 |
| Premiums for private passenger auto insurance, Florida | | 9331-104 | 06/98 | 133.6 | 134.9 | 135.0 | 14.4 | .1 |
| Premiums for private passenger auto insurance, Pennsylvania | | 9331-105 | 06/98 | 115.8 | 117.0 | 117.2 | 4.5 | .2 |
| Premiums for private passenger auto insurance, Illinois | | 9331-106 | 06/98 | 113.7 | 114.8 | 115.2 | 7.8 | .3 |
| Premiums for private passenger auto insurance, Ohio | | 9331-107 | 06/98 | 114.3 | 116.9 | 116.7 | 5.7 | -.2 |
| Premiums for private passenger auto insurance, Michigan | | 9331-108 | 06/98 | 132.4 | 135.9 | 138.6 | 14.6 | 2.0 |
| Premiums for private passenger auto insurance, New Jersey | | 9331-109 | 06/98 | 101.1 | 102.7 | 102.6 | 2.9 | -.1 |
| Premiums for private passenger auto insurance, North Carolina | | 9331-111 | 06/98 | 113.0 | 114.5 | 114.5 | 4.8 | 0 |
| Premiums for private passenger auto insurance, all other areas | | 9331-112 | 06/98 | 115.2 | 117.2 | 117.3 | 6.4 | .1 |
| Premiums for homeowner's insurance | | 9331-2 | 06/98 | 130.7 | 133.4 | 133.9 | 12.1 | .4 |
| Premiums for homeowner's insurance, California | | 9331-201 | 06/98 | 132.0 | 132.4 | 132.4 | 19.9 | 0 |
| Premiums for homeowner's insurance, New York | | 9331-202 | 06/98 | 113.9 | 114.0 | 114.4 | 5.7 | .4 |
| Premiums for homeowner's insurance, Texas | | 9331-203 | 06/98 | 140.6 | 139.5 | 139.5 | 9.6 | 0 |
| Premiums for homeowner's insurance, Florida | | 9331-204 | 06/98 | 126.1 | 127.7 | 127.7 | 9.1 | 0 |
| Premiums for homeowner's insurance, Pennsylvania | | 9331-205 | 06/98 | 124.1 | 127.1 | 127.7 | 8.9 | .5 |
| Premiums for homeowner's insurance, all other areas | | 9331-206 | 06/98 | 132.1 | 136.1 | 136.8 | 12.3 | .5 |
| Premiums for commercial auto insurance | | 9331-3 | 06/98 | 111.1 | 112.0 | 112.2 | 5.1 | .2 |
| Premiums for non-auto liability insurance | | 9331-4 | 06/98 | 106.1 | 107.9 | 108.4 | 3.6 | .5 |
| Premiums for product liability insurance | | 9331-401 | 06/98 | 107.5 | 108.4 | 108.7 | 7.7 | .3 |
| Premiums for medical malpractice insurance | | 9331-402 | 06/98 | 111.6 | 112.8 | 113.3 | 3.3 | .4 |
| Premiums for other non-auto liability insurance | | 9331-403 | 06/98 | 104.7 | 106.7 | 107.2 | 3.4 | .5 |
| Premiums for commercial multiple peril insurance | | 9331-5 | 06/98 | 107.1 | 107.7 | 108.8 | 3.1 | 1.0 |
| Premiums for worker's compensation insurance | | 9331-6 | 06/98 | 104.5 | 105.6 | 106.4 | 2.8 | .8 |
| Premiums for inland marine insurance | | 9331-7 | 06/98 | 104.8 | 105.4 | 105.5 | 1.1 | .1 |
| Premiums for surety and financial guaranty insurance | | 9331-8 | 06/98 | 97.3 | 97.3 | 97.3 | .1 | 0 |
| Premiums for fidelity insurance | | 9331-9 | 06/98 | 95.4 | 95.4 | 95.4 | .2 | 0 |
| Premiums for other property and casualty insurance | | 9331-A | 06/98 | 110.3 | 110.4 | 111.3 | 3.6 | .8 |

¹ Industry and product class indexes may include products not shown separately.

² The indexes for March 2003 have been recalculated to incorporate late reports and corrections by respondents. All indexes are subject to revision 4 months after original publication.

³ Not available.

⁴ Seasonal product—no price available this month.

⁵ The special index for 9331, in which prices reflect premiums only, contrasts with the index shown elsewhere in this table for SIC 6331, where prices reflect premiums plus the amount of investment income earned on the invested portion of the premium.

n.e.c. = Not elsewhere classified.

Note: NAICS 2002 replaces the SIC classification system beginning with the release of PPI data for January 2004. See <http://www.bls.gov/ppi/ppinaics.htm> for details.

Table 6. Producer price indexes and percent changes for commodity groupings and individual items, not seasonally adjusted

(1982=100 unless otherwise indicated)

| Commodity | Commodity code | Other index base | Index | | | Percent change July 2003 from: | |
|--|----------------|------------------|------------------------|------------------------|------------------------|--------------------------------|------------------|
| | | | Mar. 2003 ¹ | June 2003 ¹ | July 2003 ¹ | July 2002 | June 2003 |
| All commodities | | | 141.2 | 138.0 | 137.8 | 5.0 | -0.1 |
| Industrial commodities | | | 143.6 | 139.2 | 139.2 | 5.0 | 0 |
| Farm products, processed foods and feeds | | | 128.1 | 131.2 | 130.7 | 5.8 | -4 |
| Farm products | 01 | | 104.0 | 106.9 | 104.6 | 6.8 | -2.2 |
| Fruits & melons, fresh/dry vegs. & nuts | 011 | | 107.5 | 105.3 | 103.4 | -8.9 | -1.8 |
| Fresh fruits and melons | 0111 | | 73.0 | 78.2 | 78.7 | -8.4 | .6 |
| Citrus fruits | 01 | | 86.9 | 115.7 | 131.3 | -8.9 | 13.5 |
| Grapefruits | 0101 | | 152.5 | 298.2 | 298.2 | 35.7 | 0 |
| Lemons | 0104 | | 115.1 | 207.7 | 227.8 | -26.5 | 9.7 |
| Valencia oranges | 0105 | | 60.7 | 65.7 | 77.3 | 18.6 | 17.7 |
| Navel oranges | 0106 | | 57.3 | 75.1 | (²) | (²) | (²) |
| Tangerines | 0108 | 12/91 | 88.5 | (²) | (²) | (²) | (²) |
| Tangelos | 0109 | 12/91 | 80.0 | (²) | (²) | (²) | (²) |
| Other fruits and berries | 02 | | 70.7 | 70.1 | 67.0 | -6.6 | -4.4 |
| Nectarines | 0202 | 12/91 | (²) | 47.3 | (²) | (²) | (²) |
| Cherries | 0203 | 12/91 | (²) | 72.6 | (²) | (²) | (²) |
| Apricots | 0204 | 12/91 | (²) | 89.8 | 86.4 | -25.8 | -3.8 |
| Avocados | 0205 | | 129.5 | 179.9 | 154.1 | 12.2 | -14.3 |
| Pineapples | 0207 | 12/91 | 115.4 | 136.4 | 136.4 | 20.1 | 0 |
| Granny Smith apples | 0208 | 12/91 | 80.1 | 95.9 | (²) | (²) | (²) |
| Rome apples | 0209 | 12/91 | 103.7 | (²) | (²) | (²) | (²) |
| Golden delicious apples | 0211 | 12/91 | 100.8 | 93.4 | 86.2 | -19.4 | -7.7 |
| Red delicious apples | 0215 | | 117.3 | 112.2 | 112.2 | 1.1 | 0 |
| McIntosh apples | 0216 | | 159.1 | (²) | (²) | (²) | (²) |
| Peaches | 0219 | | (²) | 105.0 | 76.9 | -6.9 | -26.8 |
| Pears | 0221 | | 76.0 | (²) | (²) | (²) | (²) |
| Strawberries | 0222 | | 89.5 | 82.2 | 85.0 | 41.0 | 3.4 |
| Raspberries | 0224 | 12/91 | (²) | 21.6 | (²) | (²) | (²) |
| Blackberries | 0225 | 12/91 | (²) | 41.5 | 44.8 | 12.0 | 8.0 |
| Blueberries | 0227 | 12/91 | (²) | 19.9 | 16.8 | 9.8 | -15.6 |
| Melons | 03 | 12/91 | (²) | 60.6 | 60.1 | -25.3 | -8 |
| Cantaloupes | 0301 | | (²) | 104.0 | 101.3 | -2.5 | -2.6 |
| Honeydews | 0302 | 12/91 | (²) | 131.9 | 138.8 | 31.1 | 5.2 |
| Fresh and dry vegetables | 0113 | | 137.6 | 125.6 | 120.4 | -13.0 | -4.1 |
| Dry vegetables | 01 | | 84.1 | 87.9 | 87.7 | -22.6 | -2 |
| Dry pea beans | 0101 | | 64.6 | 74.4 | 81.0 | -5.8 | 8.9 |
| Dry pinto beans | 0102 | 12/91 | 174.1 | 174.8 | 177.0 | -37.4 | 1.3 |
| Dry great northern beans | 0103 | 12/91 | 192.5 | (²) | (²) | (²) | (²) |
| Dry pink beans | 0104 | 12/91 | 201.6 | 201.6 | 201.6 | -17.4 | 0 |
| Dry peas | 0105 | 12/91 | 171.3 | 171.3 | 137.1 | 8.5 | -20.0 |
| Dry lentils | 0106 | 12/91 | 146.9 | 150.0 | 106.3 | 27.2 | -29.1 |
| Fresh vegetables, except potatoes | 02 | | 153.0 | 139.0 | 133.4 | 5.0 | -4.0 |
| Cabbage | 0211 | | (²) | 155.9 | 140.4 | -27.9 | -9.9 |
| Carrots | 0212 | | 141.5 | 141.5 | 141.5 | 1.6 | 0 |
| Celery | 0213 | | 165.8 | 116.8 | 174.5 | 44.8 | 49.4 |
| Sweet corn | 0214 | | 166.7 | 63.9 | 79.1 | -45.9 | 23.8 |
| Lettuce | 0215 | | 90.7 | 195.7 | 84.4 | -17.7 | -56.9 |
| Dry onions | 0216 | | 203.0 | 145.3 | 156.9 | 44.7 | 8.0 |
| Tomatoes | 0217 | | 225.8 | 168.3 | 187.1 | 40.6 | 11.2 |
| Snap beans | 0218 | | 100.6 | 272.9 | 242.7 | -18.4 | -11.1 |
| Broccoli | 0222 | 12/91 | 116.6 | 76.0 | 106.1 | 10.3 | 39.6 |
| Cauliflower | 0223 | 12/91 | 73.0 | 46.4 | 42.7 | -16.6 | -8.0 |
| Spinach | 0224 | 12/91 | 210.8 | 138.0 | 187.9 | 10.4 | 36.2 |
| Greens | 0225 | 12/91 | 159.6 | 120.4 | 123.0 | 3.9 | 2.2 |
| Endive | 0226 | 12/91 | 252.5 | (²) | (²) | (²) | (²) |
| Green peppers | 0228 | 12/91 | 160.0 | 201.8 | 271.3 | 23.9 | 34.4 |
| Eggplant | 0229 | 12/91 | 270.8 | 138.4 | 207.0 | 89.9 | 49.6 |
| Squash | 0231 | 12/91 | 247.0 | 113.8 | 118.1 | 10.1 | 3.8 |
| Beets | 0232 | 12/91 | 113.2 | (²) | (²) | (²) | (²) |
| Radishes | 0233 | 12/91 | 141.2 | (²) | 201.8 | -18.6 | (²) |
| Cucumbers | 0234 | 12/91 | (²) | (²) | 217.3 | 9.1 | (²) |
| Sweet potatoes | 03 | | 197.3 | 219.1 | 293.9 | 56.7 | 34.1 |
| Irish potatoes for consumer use | 04 | | 105.3 | 91.4 | 84.5 | -65.4 | -7.5 |
| Long white potatoes | 0401 | 12/91 | (²) | 110.2 | 106.1 | -35.4 | -3.7 |
| Round white potatoes | 0402 | 12/91 | 121.3 | 132.7 | 132.7 | (²) | 0 |
| Russet potatoes | 0403 | 12/91 | 92.4 | 77.6 | 67.4 | -75.9 | -13.1 |
| Round red potatoes | 0404 | 12/91 | 122.2 | 87.7 | 97.2 | -40.4 | 10.8 |
| Irish potatoes for processing | 05 | 12/91 | 51.8 | 40.8 | 24.9 | -71.0 | -39.0 |
| Tree nuts | 0119 | | 514.9 | (²) | (²) | (²) | (²) |
| Pecans | 0101 | | 541.5 | (²) | (²) | (²) | (²) |
| Almonds | 0102 | 12/91 | 111.9 | (²) | (²) | (²) | (²) |

See footnotes at end of table.

Table 6. Producer price indexes and percent changes for commodity groupings and individual items, not seasonally adjusted—Continued

(1982=100 unless otherwise indicated)

| Commodity | Commodity code | Other index base | Index | | | Percent change July 2003 from: | |
|--|----------------|------------------|------------------------|------------------------|------------------------|--------------------------------|------------------|
| | | | Mar. 2003 ¹ | June 2003 ¹ | July 2003 ¹ | July 2002 | June 2003 |
| Tree nuts—Continued | 0119 | | | | | | |
| Filberts | 0103 | 12/91 | 129.3 | (²) | (²) | (²) | (²) |
| Walnuts | 0104 | 12/91 | 114.5 | (²) | (²) | (²) | (²) |
| Grains | 012 | | 95.3 | 97.9 | 87.9 | -2.3 | -10.2 |
| Wheat | 0121 | | 96.6 | 98.2 | 88.1 | -7.5 | -10.3 |
| Hard red winter wheat | 0101 | | 94.9 | 94.4 | 82.4 | -12.7 | -12.7 |
| Hard red spring wheat | 0102 | | 113.1 | 108.6 | 101.4 | 1.6 | -6.6 |
| Soft white wheat | 0103 | | 84.8 | 87.1 | 85.7 | -3.7 | -1.6 |
| Soft red winter wheat | 0104 | | 94.2 | 107.2 | 91.6 | -4.4 | -14.6 |
| Other grains | 0122 | | 97.1 | 99.4 | 88.7 | -1.8 | -10.8 |
| Barley | 01 | | 131.2 | 130.8 | 130.2 | 36.2 | -5 |
| Corn | 02 | | 94.6 | 97.3 | 86.1 | -3.0 | -11.5 |
| Oats | 03 | | (²) | 103.4 | 91.7 | (²) | -11.3 |
| Rye | 04 | | (²) | 105.5 | 95.2 | (²) | -9.8 |
| Sorghum | 05 | 12/91 | 97.8 | 94.0 | 87.4 | -5.3 | -7.0 |
| Louisiana rough rice | 0123 | 12/91 | 57.0 | 70.1 | 71.4 | 33.5 | 1.9 |
| Long grain rice | 0101 | 12/91 | 52.4 | 63.6 | 64.3 | 32.9 | 1.1 |
| Medium grain rice | 0102 | 12/91 | 68.8 | 86.7 | 89.7 | 34.7 | 3.5 |
| Slaughter livestock | 013 | | 99.2 | 105.4 | 101.8 | 17.8 | -3.4 |
| Slaughter cattle | 0131 | | 112.4 | 114.2 | 110.8 | 17.7 | -3.0 |
| Slaughter steers and heifers | 01 | | 114.7 | 115.8 | 110.2 | 17.4 | -4.8 |
| Slaughter cows and bulls | 02 | | 93.5 | 97.1 | 105.7 | 19.2 | 8.9 |
| Slaughter vealers | 03 | | 58.2 | 75.4 | 61.3 | 26.9 | -18.7 |
| Slaughter hogs | 0132 | | 60.5 | 78.1 | 74.8 | 18.7 | -4.2 |
| Slaughter barrows and gilts | 01 | | 60.8 | 78.6 | 74.5 | 17.0 | -5.2 |
| Slaughter sows | 02 | | 54.5 | 68.6 | 79.3 | 65.9 | 15.6 |
| Slaughter lambs | 0133 | | 165.6 | 168.2 | 133.8 | 3.0 | -20.5 |
| Slaughter poultry | 014 | | 134.5 | 135.2 | 141.6 | 12.6 | 4.7 |
| Slaughter chickens | 0141 | | 143.2 | 144.3 | 153.4 | 17.8 | 6.3 |
| Slaughter broiler/fryers | 02 | | 145.2 | 146.3 | 155.5 | 17.8 | 6.3 |
| Slaughter turkeys | 0142 | | 100.8 | 100.5 | 95.7 | -12.4 | -4.8 |
| Slaughter ducks | 0143 | 12/91 | 136.7 | 135.0 | 137.4 | .8 | 1.8 |
| Plant and animal fibers | 015 | | 90.6 | 84.6 | 93.1 | 38.5 | 10.0 |
| Raw cotton | 0151 | | 89.4 | 83.6 | 92.1 | 39.1 | 10.2 |
| Wool | 0152 | | 106.7 | 95.3 | 99.4 | 20.5 | 4.3 |
| Fluid milk | 016 | | 82.2 | 83.0 | 88.4 | 5.7 | 6.5 |
| Milk eligible for fluid use | 0161 | | 82.6 | 83.3 | 88.6 | 5.4 | 6.4 |
| Milk, manufacturing grade | 0162 | | 80.4 | 82.9 | 93.6 | 20.0 | 12.9 |
| Chicken eggs | 017 | | 113.9 | 115.7 | 121.3 | 35.1 | 4.8 |
| Chicken eggs | 0171 | | | | | | |
| Eggs for fresh use | 07 | 12/91 | 97.9 | 95.6 | 97.9 | 27.5 | 2.4 |
| Eggs, jumbo | 0701 | 12/84 | 107.5 | 106.5 | 109.3 | 14.2 | 2.6 |
| Eggs, extra large | 0702 | 12/84 | 112.4 | 110.5 | 113.3 | 24.6 | 2.5 |
| Eggs, large | 0703 | | 120.7 | 116.8 | 120.0 | 28.1 | 2.7 |
| Eggs, medium | 0704 | 12/84 | 102.1 | 103.3 | 103.5 | 31.7 | .2 |
| Eggs, small | 0705 | 12/84 | 78.3 | 78.3 | 79.2 | 20.4 | 1.1 |
| Breaker stock and checks and undergrades | 08 | 12/91 | 91.7 | 103.5 | 115.2 | 57.4 | 11.3 |
| Breaker stock | 0801 | 12/91 | 93.0 | 104.5 | 115.9 | 53.7 | 10.9 |
| Checks and undergrades | 0802 | 12/91 | 83.9 | 100.1 | 115.1 | 101.9 | 15.0 |
| Hay, hayseeds and oilseeds | 018 | | 122.5 | 131.9 | 124.8 | .1 | -5.4 |
| Alfalfa hay | 0181 | | 177.5 | 182.4 | 171.0 | -9.1 | -6.3 |
| Oilseeds | 0183 | | 108.8 | 118.6 | 112.4 | 2.6 | -5.2 |
| Peanuts | 0111 | | 95.6 | (²) | 89.5 | (²) | (²) |
| Soybeans | 0131 | | 97.6 | 108.0 | 102.0 | 4.3 | -5.6 |

See footnotes at end of table.

Table 6. Producer price indexes and percent changes for commodity groupings and individual items, not seasonally adjusted—Continued

(1982=100 unless otherwise indicated)

| Commodity | Commodity code | Other index base | Index | | | Percent change July 2003 from: | |
|--|----------------|------------------|------------------------|------------------------|------------------------|--------------------------------|------------------|
| | | | Mar. 2003 ¹ | June 2003 ¹ | July 2003 ¹ | July 2002 | June 2003 |
| Oilseeds—Continued | 0183 | | | | | | |
| Flaxseed | 0151 | 12/91 | 130.2 | 122.6 | 111.5 | 3.1 | -9.1 |
| Sunflower | 0161 | 12/91 | 119.5 | 117.6 | 101.3 | -22.6 | -13.9 |
| Other farm products | 019 | | 137.6 | (²) | (²) | (²) | (²) |
| Leaf tobacco | 0192 | | 92.3 | (²) | (²) | (²) | (²) |
| Processed foods and feeds | 02 | | 140.1 | 143.3 | 142.9 | 4.9 | -3 |
| Cereal and bakery products | 021 | | 170.0 | 170.8 | 170.9 | 4.2 | .1 |
| Bakery products | 0211 | | 195.0 | 195.0 | 195.3 | 3.1 | .2 |
| White pan bread | 01 | | 215.5 | 214.1 | 214.4 | 1.9 | .1 |
| Other bread | 04 | | 203.5 | 202.7 | 203.2 | 3.5 | .2 |
| White hearth bread | 0401 | | 219.8 | 219.8 | 220.6 | 4.8 | .4 |
| Dark wheat bread | 0402 | | 195.1 | 194.4 | 194.5 | 3.0 | .1 |
| Other variety bread, including rye | 0404 | | 194.7 | 192.6 | 193.4 | 2.1 | .4 |
| Bread type rolls/stuffing/croutons/crumb | 05 | | 188.4 | 187.6 | 188.6 | 2.4 | .5 |
| Hamburger and weiner rolls | 0501 | | 190.6 | 188.5 | 190.5 | 3.5 | 1.1 |
| Other bread rolls and stuffing | 0508 | 06/99 | 107.8 | 108.0 | 108.1 | 1.4 | .1 |
| Sweet yeast goods | 07 | | 183.8 | 187.4 | 188.1 | 8.2 | .4 |
| Soft cakes | 08 | | 203.9 | 204.3 | 204.7 | 2.0 | .2 |
| Pies | 09 | | 210.8 | 212.9 | 213.1 | 2.8 | .1 |
| Pastries | 11 | | 169.9 | 169.9 | 170.1 | .3 | .1 |
| Cake type doughnuts | 12 | | 183.4 | 185.0 | 185.9 | 2.2 | .5 |
| Cookies, crackers, and related products | 21 | | 188.0 | 188.4 | 188.3 | 3.7 | -1 |
| Cookies, ice cream cones, and toaster pastries | 2103 | 06/83 | 168.6 | 169.2 | 169.2 | 4.4 | 0 |
| Crackers, cracker sandwiches and pretzels | 2104 | 06/83 | 204.2 | 204.4 | 204.1 | 3.0 | -1 |
| Flour and flour base mixes and doughs | 0212 | | 129.0 | 129.9 | 129.1 | 5.6 | -6 |
| Flour | 03 | | 123.1 | 124.6 | 123.2 | 6.9 | -1.1 |
| Flour base mixes and doughs | 04 | | 136.4 | 136.7 | 136.5 | 4.6 | -1 |
| Milled rice | 0213 | | 88.1 | 98.9 | 101.1 | 33.2 | 2.2 |
| Head rice | 01 | | 91.4 | 103.3 | 104.9 | 33.0 | 1.5 |
| Head rice | 0106 | 06/03 | (²) | 100.0 | 101.6 | (²) | 1.6 |
| Other milled rice and byproducts | 02 | 06/84 | 59.7 | 65.2 | 68.7 | 34.7 | 5.4 |
| Other cereals | 0214 | | 161.7 | 162.0 | 162.1 | 2.8 | .1 |
| Pasta products | 02 | 06/85 | 126.3 | 126.5 | 126.5 | 4.2 | 0 |
| Pasta products, including egg noodles | 0203 | 12/02 | 103.9 | 104.1 | 104.1 | (²) | 0 |
| Other cereals except pasta products | 09 | 06/85 | 157.1 | 157.4 | 157.5 | 2.6 | .1 |
| Breakfast cereals, instant hot and cooked | 0903 | 12/00 | 103.2 | 103.2 | 103.2 | -6 | 0 |
| Breakfast cereals, ready to serve | 0904 | 12/83 | 177.3 | 178.6 | 178.2 | 2.5 | -2 |
| Manufactured starch | 0907 | 06/85 | 135.1 | 134.6 | 135.0 | 3.1 | .3 |
| Other grain mill products, except wheat | 0908 | 06/98 | 110.6 | 109.3 | 110.6 | 3.9 | 1.2 |
| Meats, poultry, and fish | 022 | | 125.0 | 133.1 | 130.1 | 8.6 | -2.3 |
| Meats | 0221 | | 120.4 | 131.5 | 126.7 | 10.9 | -3.7 |
| Beef/veal products, fresh or frozen | 01 | | 126.7 | 138.4 | 130.6 | 14.2 | -5.6 |
| Beef carcass, fresh or frozen | 0103 | 06/01 | 99.5 | 108.2 | 102.9 | 15.2 | -4.9 |
| Boneless beef, fresh/frozen, inc. ground bulk/patty | 0124 | 06/01 | 101.7 | 105.0 | 102.3 | 6.9 | -2.6 |
| Boxed beef/subprimal/fabricated cuts, however pkgd. | 0125 | 12/95 | 128.1 | 143.9 | 133.3 | 15.3 | -7.4 |
| Other beef product, fresh or frozen, inc. organ cuts | 0128 | 06/01 | 105.1 | 99.8 | 98.7 | 24.3 | -1.1 |
| Veal, fresh or frozen, not canned or sausage | 0129 | 12/88 | 95.9 | 97.6 | (²) | (²) | (²) |
| Lamb/mutton, fresh or frozen | 03 | | 173.3 | 181.1 | 171.0 | 4.8 | -5.6 |
| Pork products, fresh, frozen or processed | 04 | | 110.8 | 125.5 | 123.1 | 9.5 | -1.9 |
| Pork, fresh/frozen, unproc., all cuts, ex. sausage | 0444 | 06/01 | 84.7 | 102.1 | 97.4 | 10.3 | -4.6 |
| Pork, processed or cured, not canned or sausage | 0447 | 06/01 | 96.5 | 99.7 | 102.1 | 8.3 | 2.4 |
| Other meats, fresh, frozen, or canned | 05 | | 117.9 | 123.3 | 122.4 | 5.7 | -7 |
| Fresh/processed sausage, deli & cooked meats, etc. | 0503 | 06/01 | 96.9 | 99.8 | 100.4 | 3.7 | .6 |
| Canned meats, exc. dog, cat, and baby food | 0579 | 12/88 | 121.3 | 122.2 | 122.0 | .3 | -2 |
| Portion control & other meat-type products | 0586 | 12/01 | 99.1 | 107.1 | 104.0 | 10.4 | -2.9 |
| Processed poultry | 0222 | | 113.9 | 116.0 | 117.7 | 5.4 | 1.5 |
| Young chickens (broilers/fryers/roasters) | 03 | | 115.8 | 119.6 | 122.0 | 11.1 | 2.0 |
| Turkeys (toms/hens), inc. whole/parts/grou | 06 | | 88.6 | 88.8 | 90.0 | -6.3 | 1.4 |
| Canned, cooked, smoked or prepared poultry | 08 | | 126.1 | 125.9 | 126.9 | .3 | .8 |
| Chicken hens and other poultry/small game | 09 | 12/90 | 87.9 | (²) | 87.9 | 7.6 | (²) |
| Other poultry/small game (duck, goose, rabbit, etc.) | 0911 | 12/90 | 86.8 | (²) | 86.8 | -5.2 | (²) |
| Unprocessed and packaged fish | 0223 | | 197.6 | 196.9 | 192.7 | .7 | -2.1 |
| Unprocessed finfish | 01 | | 172.8 | 189.2 | 185.1 | -14.3 | -2.2 |
| Haddock | 0101 | | 224.4 | (²) | 293.3 | 78.8 | (²) |
| Salmon | 0103 | | (²) | 85.5 | 97.6 | 10.7 | 14.2 |

See footnotes at end of table.

Table 6. Producer price indexes and percent changes for commodity groupings and individual items, not seasonally adjusted—Continued

(1982=100 unless otherwise indicated)

| Commodity | Commodity code | Other index base | Index | | | Percent change July 2003 from: | |
|---|----------------|------------------|------------------------|------------------------|------------------------|--------------------------------|------------------|
| | | | Mar. 2003 ¹ | June 2003 ¹ | July 2003 ¹ | July 2002 | June 2003 |
| Unprocessed and packaged fish—Continued | 0223 | | | | | | |
| Flounder | 0131 | 12/91 | 113.6 | (²) | 84.7 | -19.9 | (²) |
| Cod | 0132 | 12/91 | 104.3 | (²) | 119.3 | 18.6 | (²) |
| Pollock | 0133 | 12/91 | 36.3 | (²) | 29.6 | -75.4 | (²) |
| Other finfish | 0199 | 12/91 | 229.8 | (²) | 221.6 | 11.8 | (²) |
| Fresh packaged fish and seafood | 02 | | 236.3 | 237.7 | 230.4 | 6.1 | -3.1 |
| Frozen packaged fish and seafood | 03 | | 163.9 | 164.2 | 162.9 | 2.8 | -.8 |
| Frozen packaged fish, excluding shellfish | 0311 | 12/82 | 154.8 | 157.9 | 155.5 | 2.4 | -1.5 |
| Frozen packaged shellfish and other seafood | 0313 | 12/82 | 155.6 | 153.6 | 153.3 | 3.2 | -.2 |
| Canned and cured seafood | 04 | | 98.7 | 98.7 | 98.7 | -1.1 | 0 |
| Unprocessed shellfish | 05 | 12/91 | 211.7 | (²) | 174.8 | 13.0 | (²) |
| Shrimp | 0501 | 12/91 | 106.4 | (²) | 105.4 | 3.0 | (²) |
| Crabs | 0502 | 12/91 | 245.6 | (²) | 141.4 | 5.5 | (²) |
| Clams | 0504 | 12/91 | 217.0 | (²) | 207.5 | 4.7 | (²) |
| Other shellfish | 0599 | 12/91 | 251.3 | (²) | 238.9 | 2.0 | (²) |
| Dairy products | 023 | | 133.4 | 134.1 | 139.3 | 3.9 | 3.9 |
| Fluid milk products | 0231 | | 143.4 | 143.4 | 144.1 | -1.2 | .5 |
| Packaged fluid milk and related products | 03 | 12/82 | 146.7 | 147.0 | 147.7 | -.9 | .5 |
| Fluid whole milk | 0301 | | 141.6 | 141.9 | 142.4 | -.5 | .4 |
| Lowfat milk (1/2-2%) | 0302 | 12/82 | 156.0 | 156.7 | 157.1 | -.9 | .3 |
| Skim milk | 0303 | 12/82 | 162.0 | 161.8 | 162.6 | -2.6 | .5 |
| Cream: light, heavy, sour, half & half, and whipped | 0304 | 12/82 | 136.8 | 137.1 | 138.4 | -.4 | .9 |
| Cottage cheese | 04 | 12/82 | 182.9 | 183.6 | 183.7 | -.3 | .1 |
| Other milk products | 05 | 12/82 | 143.5 | 143.9 | 144.5 | -.1 | .4 |
| Bulk fluid milk and cream | 06 | 12/91 | 92.3 | 91.2 | 91.7 | -4.4 | .5 |
| Butter | 0232 | | 80.9 | 82.0 | 86.7 | 12.6 | 5.7 |
| Natural, processed, and imitation cheese | 0233 | | 116.3 | 118.5 | 130.4 | 12.1 | 10.0 |
| Natural cheese, except cottage cheese | 02 | | 107.7 | 110.7 | 125.6 | 16.5 | 13.5 |
| Processed cheese and related products | 03 | | 135.4 | 134.8 | 135.4 | .2 | .4 |
| Ice cream and frozen desserts | 0234 | | 165.3 | 165.3 | 165.3 | 1.0 | 0 |
| Dry, condensed, and evaporated milk prod | 0235 | | 134.2 | 132.3 | 132.9 | -2.2 | .5 |
| Dry milk product, including feed grade | 02 | 12/83 | 112.8 | 109.9 | 110.7 | -3.7 | .7 |
| Liquid milk products | 03 | 12/83 | 172.4 | 173.9 | 174.0 | -.5 | .1 |
| Consumer-type canned milk products | 0301 | 12/83 | 202.1 | 205.5 | 205.3 | 1.5 | -.1 |
| Bulk liquid milk products, including feed grade | 0303 | 12/83 | 116.7 | 115.5 | 116.1 | -4.8 | .5 |
| Ice cream mixes and related products | 05 | 06/02 | 100.1 | (²) | 97.6 | -1.1 | (²) |
| Processed fruits and vegetables | 024 | | 133.7 | 133.2 | 133.5 | 1.2 | .2 |
| Canned fruits and juices | 0241 | | 141.5 | 141.6 | 141.5 | 1.4 | -.1 |
| Canned fruits | 01 | | 140.0 | 139.5 | 139.7 | 2.9 | .1 |
| Canned fruit juices | 02 | | 144.4 | 144.7 | 144.4 | .6 | -.2 |
| Frozen fruits, juices and ades | 0242 | | 123.6 | 122.1 | 122.3 | 5.1 | .2 |
| Frozen fruits, melons, and berries | 02 | | 134.9 | 134.1 | 132.9 | 4.1 | -.9 |
| Frozen juices and ades | 03 | | 119.6 | 117.8 | 118.5 | 5.4 | .6 |
| Frozen orange juice | 0301 | | 110.7 | 108.6 | 109.3 | 5.9 | .6 |
| Other frozen fruit and berry juice, concentrate | 0311 | | 151.8 | 151.1 | 151.2 | .7 | .1 |
| Frozen fruit ades, drinks and cocktails | 0313 | 06/97 | 135.9 | 137.2 | 137.7 | 8.5 | .4 |
| Citrus pulp and other citrus by products | 04 | 06/97 | 74.2 | 77.5 | 77.5 | 8.4 | 0 |
| Dried and dehydrated fruits | 0243 | | 122.0 | 122.0 | 122.0 | 1.2 | 0 |
| Canned vegetables and juices | 0244 | | 128.9 | 129.2 | 129.5 | 1.4 | .2 |
| Canned vegetables, excl. hominy and mushrooms | 0102 | 12/87 | 128.5 | 128.2 | 128.6 | -1.2 | .3 |
| Catsup and other tomato sauces | 0127 | 12/87 | 122.9 | 123.6 | 123.9 | 3.5 | .2 |
| Canned vegetable juices | 0139 | 12/87 | 109.1 | 109.1 | 109.1 | -1.5 | 0 |
| Frozen vegetables | 0245 | | 133.3 | 133.7 | 134.9 | 2.7 | .9 |
| Frozen potatoes | 02 | 12/90 | 115.2 | 116.0 | 116.3 | 3.7 | .3 |
| Frozen French fried potatoes | 0201 | | 142.7 | 143.6 | 143.9 | 3.8 | .2 |
| Other frozen potato products | 0209 | | 137.6 | 138.6 | 139.4 | 3.8 | .6 |
| Frozen vegetables, except potatoes | 05 | 12/90 | 111.4 | 111.4 | 113.2 | 1.3 | 1.6 |
| Frozen vegetable combinations | 0521 | 12/90 | 106.2 | 104.4 | 107.0 | 1.6 | 2.5 |
| Frozen vegetables, exc. potatoes & vegetable combos | 0541 | 06/97 | 106.9 | 107.3 | 108.8 | 1.1 | 1.4 |
| Dried and dehydrated vegetables | 0246 | | 180.2 | 166.0 | 163.4 | -13.9 | -1.6 |
| Dehydrated soups | 0247 | 06/91 | 109.0 | 109.0 | 109.0 | .7 | 0 |
| Sugar and confectionery | 025 | | 149.0 | 148.6 | 149.0 | 4.2 | .3 |

See footnotes at end of table.

Table 6. Producer price indexes and percent changes for commodity groupings and individual items, not seasonally adjusted—Continued

(1982=100 unless otherwise indicated)

| Commodity | Commodity code | Other index base | Index | | | Percent change July 2003 from: | |
|---|----------------|------------------|------------------------|------------------------|------------------------|--------------------------------|------------------|
| | | | Mar. 2003 ¹ | June 2003 ¹ | July 2003 ¹ | July 2002 | June 2003 |
| Raw cane sugar and byproducts | 0252 | | 117.0 | 114.6 | 113.7 | 3.3 | -0.8 |
| Raw cane sugar | 0101 | | 118.1 | 115.7 | 114.7 | 4.4 | -9 |
| Cane sugar byproducts | 0102 | 06/89 | 93.7 | 91.9 | 91.9 | -8.0 | 0 |
| Refined sugar and byproducts | 0253 | | 122.1 | 123.1 | 122.9 | 4.2 | -2 |
| Refined cane sugar and byproducts | 0701 | 12/02 | 102.2 | 102.8 | 103.1 | (²) | .3 |
| Refined beet sugar and byproducts | 0702 | 12/02 | 101.0 | 102.1 | 101.3 | (²) | -8 |
| Confectionery materials | 0254 | | 126.8 | 124.4 | 124.6 | 5.7 | .2 |
| Chocolate coatings | 0104 | 06/83 | 124.0 | 116.0 | 115.9 | 2.8 | -1 |
| Other chocolate and cocoa products | 0105 | 06/83 | 164.6 | 155.8 | 156.1 | -1.0 | .2 |
| Corn sweeteners | 0107 | 06/85 | 131.3 | 131.9 | (²) | (²) | (²) |
| Confectionery end products | 0255 | | 183.0 | 183.0 | 184.0 | 3.9 | .5 |
| Chewing gum | 02 | | 146.8 | 146.7 | 146.7 | -.6 | 0 |
| Candy and nuts | 03 | 06/83 | 165.4 | 165.4 | 165.9 | 4.1 | .3 |
| Chocolate and chocolate-type confectionery products | 0301 | 06/83 | 160.6 | 160.6 | 160.9 | 4.6 | .2 |
| Nonchocolate confectionery products | 0302 | 06/83 | 159.6 | 159.9 | 159.9 | 4.8 | 0 |
| Processed nuts and seeds | 0304 | 06/91 | 120.9 | 120.7 | 121.8 | 1.1 | .9 |
| Other confectionery products | 0305 | 06/91 | 139.6 | 139.6 | 139.6 | 4.3 | 0 |
| Sweetening syrups and molasses | 04 | 12/85 | 128.0 | (²) | 138.4 | 8.6 | (²) |
| Beverages and beverage materials | 026 | | 149.9 | 150.2 | 150.0 | 1.6 | -.1 |
| Alcoholic beverages | 0261 | | 149.2 | 149.1 | 149.0 | 1.4 | -.1 |
| Malt beverages | 01 | | 147.3 | 147.6 | 147.4 | 2.5 | -.1 |
| Bottled beer | 0101 | | 131.9 | 132.2 | 132.2 | 1.6 | 0 |
| Barrels and kegs | 0105 | 06/82 | 172.8 | 173.3 | 172.8 | 3.8 | -.3 |
| Other malt beverages | 0107 | 06/82 | 169.8 | 171.7 | 170.4 | 7.3 | -.8 |
| Distilled spirits exc brandy (bulk & bott) | 02 | | 160.7 | 161.2 | 161.4 | 1.1 | .1 |
| Bottled liquor, except brandy | 0215 | 06/83 | 176.0 | 176.5 | 176.7 | 1.2 | .1 |
| Wines, brandy and brandy spirits | 04 | 12/83 | 146.3 | 145.0 | 144.7 | -1.8 | -.2 |
| Grape table wines | 0431 | 12/83 | 140.4 | 138.5 | 138.8 | -2.5 | .2 |
| Dessert wines | 0434 | | 134.0 | 134.5 | 134.1 | -.1 | -.3 |
| Effervescent wines | 0435 | 12/83 | 134.5 | 133.6 | 134.2 | 0 | .4 |
| Non-grape, fortified, & speciality wine or coolers | 0438 | 12/98 | 117.2 | 117.1 | 111.0 | -.6 | -5.2 |
| Soft drinks | 0262 | | 152.4 | 153.0 | 152.6 | 1.3 | -.3 |
| Noncarbonated soft drinks | 06 | | 148.7 | 146.5 | 146.7 | .7 | .1 |
| Bottled carbonated soft drinks | 07 | 12/96 | 120.7 | 121.5 | 121.4 | 3.2 | -.1 |
| Bottled carbonated soft drinks, ex. plastic bottles | 0704 | 12/00 | 113.8 | 114.7 | 114.7 | 3.4 | 0 |
| Bottled carbonated soft drinks in plastic | 0705 | 12/96 | 118.7 | 119.5 | 119.3 | 3.2 | -.2 |
| Canned carbonated soft drinks | 08 | 12/96 | 107.9 | 109.3 | 108.7 | -.1 | -.5 |
| Soft drink flavoring syrup sold bulk | 09 | 12/96 | 131.0 | 131.8 | 131.6 | 3.1 | -.2 |
| Packaged beverage materials | 0263 | | 129.4 | 129.2 | 129.1 | 3.2 | -.1 |
| Coffee (whole bean, ground, & instant) | 01 | | 127.7 | 127.8 | 127.7 | 5.2 | -.1 |
| Soluble (instant) coffee | 0103 | | 130.6 | 130.6 | 130.6 | .1 | 0 |
| Ground roasted and whole bean coffee | 0104 | 06/88 | 109.3 | 109.4 | 109.3 | 6.0 | -.1 |
| Tea | 03 | | 137.0 | 134.6 | 134.6 | -7.4 | 0 |
| Other beverage materials | 0264 | | 157.6 | 158.2 | 158.5 | 1.4 | .2 |
| Malt and malt byproducts | 0101 | | 96.7 | 96.7 | 96.7 | 2.4 | 0 |
| Liquid beverage bases, not used for soft drinks | 0109 | 12/85 | 148.3 | 147.7 | 151.8 | 3.6 | 2.8 |
| Liquid beverage bases, used for soft drinks | 0111 | 12/85 | 173.9 | 174.8 | 174.8 | 1.0 | 0 |
| Fats and oils | 027 | | 142.2 | 158.6 | 154.0 | 33.1 | -2.9 |
| Animal fats and oils | 0271 | | 110.6 | 117.9 | 123.6 | 24.2 | 4.8 |
| Crude cottonseed & soybean oils | 0272 | | 110.2 | 139.5 | 137.8 | 63.7 | -1.2 |
| Crude soybean oil | 0102 | 12/87 | 118.6 | 151.2 | 149.7 | 62.9 | -1.0 |
| Refined cottonseed and soybean oils | 0275 | | 93.0 | 107.3 | 87.6 | 67.5 | -18.4 |
| Cottonseed oil, refined | 0101 | 06/85 | 98.1 | 113.1 | 92.4 | 67.7 | -18.3 |
| Other vegetable oils and by-products | 0277 | | 113.2 | 114.8 | 116.3 | 16.8 | 1.3 |
| All other vegetable oils, non-deodorized | 01 | 12/98 | 102.4 | 98.9 | 102.5 | 17.8 | 3.6 |
| All other deodorized oils and by-products | 02 | 12/98 | 141.1 | 153.4 | 150.8 | 15.6 | -1.7 |
| Shortening and cooking oil | 0278 | | 152.1 | 159.2 | 158.7 | 13.0 | -.3 |
| Shortening, 100% vegetable | 0102 | 12/89 | 121.2 | 124.0 | 123.1 | 9.4 | -.7 |
| Margarine | 0109 | | 194.5 | 196.7 | 198.4 | 8.4 | .9 |
| Salad and cooking oils | 0111 | | 131.0 | 142.5 | 141.3 | 17.8 | -.8 |
| All other fully refined oils | 0113 | | 117.4 | 118.3 | 118.3 | 9.2 | 0 |
| Miscellaneous processed foods | 028 | | 163.7 | 164.9 | 164.7 | 1.5 | -.1 |

See footnotes at end of table.

Table 6. Producer price indexes and percent changes for commodity groupings and individual items, not seasonally adjusted—Continued

(1982=100 unless otherwise indicated)

| Commodity | Commodity code | Other index base | Index | | | Percent change July 2003 from: | |
|--|----------------|------------------|------------------------|------------------------|------------------------|--------------------------------|------------------|
| | | | Mar. 2003 ¹ | June 2003 ¹ | July 2003 ¹ | July 2002 | June 2003 |
| Jams, jellies, and preserves | 0281 | | 138.9 | 139.9 | 140.0 | 2.5 | 0.1 |
| Pickles and pickle products | 0282 | | 179.9 | 179.7 | 179.8 | .4 | .1 |
| Processed eggs | 0283 | | 89.1 | 96.5 | 96.0 | 12.7 | -5 |
| Canned specialties | 0284 | | 173.9 | 174.3 | 175.8 | 1.3 | .9 |
| Canned baby foods | 0101 | 12/82 | 230.1 | 230.1 | 230.1 | 1.2 | 0 |
| Canned dry beans | 0102 | 12/82 | 123.5 | 123.5 | 123.5 | 0 | 0 |
| Canned specialty foods | 0103 | 12/82 | 129.0 | 129.9 | 129.0 | .1 | -7 |
| Canned soups | 0104 | 12/82 | 226.1 | 226.1 | 231.8 | 2.5 | 2.5 |
| Frozen specialties | 0285 | | 147.3 | 147.8 | 147.8 | .9 | 0 |
| Frozen pies and other baked goods | 0109 | 12/82 | 175.9 | 177.3 | 177.1 | 3.3 | -1 |
| Frozen dinners, meat pies, ethnic foods | 0111 | 12/82 | 137.6 | 138.0 | 138.0 | 0 | 0 |
| Other frozen specialties | 0113 | 12/82 | 148.1 | 148.1 | 148.1 | .5 | 0 |
| Meat sauces | 0286 | | 149.7 | 150.9 | 150.6 | .4 | -2 |
| Other miscellaneous processed foods | 0289 | | 172.7 | 174.0 | 173.3 | 1.5 | -4 |
| Mayonnaise, salad dressings, and sandwich spreads | 0102 | 12/86 | 154.3 | 157.8 | 157.5 | 5.1 | -2 |
| Macaroni & noodle prods., packaged w/oth ingredients | 0144 | 06/98 | 106.6 | 106.7 | 107.1 | .7 | .4 |
| Dry mix preparations | 0148 | 06/91 | 116.1 | 116.4 | 116.4 | .4 | 0 |
| Perishable prepared foods, not frozen | 0149 | 06/91 | 122.2 | 122.7 | 123.3 | 1.6 | .5 |
| Flavoring extracts, emulsions & other liquid flavors | 0151 | 12/85 | 135.0 | 135.2 | 140.8 | 5.6 | 4.1 |
| Other flavoring agents, except chocolate syrup | 0154 | 12/00 | 102.6 | 102.5 | 102.6 | .3 | .1 |
| Spices | 0156 | 06/91 | 145.9 | 145.5 | 145.0 | -5 | -3 |
| Peanut butter | 0158 | 06/91 | 99.1 | 99.1 | 99.1 | -2.7 | 0 |
| Manufactured ice | 0161 | 12/85 | 141.6 | 141.6 | 141.6 | .6 | 0 |
| Dairy product substitutes | 0162 | 06/92 | 124.0 | 129.0 | 127.5 | 3.2 | -1.2 |
| Chips (potato, corn, etc.) | 0172 | 12/85 | 143.3 | 143.8 | 141.9 | -1 | -1.3 |
| Cider and vinegar | 0174 | 12/85 | 110.8 | 113.4 | 113.4 | 5.1 | 0 |
| Other food preparations | 0175 | 12/85 | 147.8 | 148.0 | 147.1 | 4.7 | -6 |
| Prepared animal feeds | 029 | | 109.6 | 110.9 | 111.4 | 3.7 | .5 |
| Corn, cottonseed, & soybean cake & meal | 0292 | | 84.7 | 91.7 | 92.2 | 4.3 | .5 |
| Cottonseed cake and meal | 0101 | | 107.1 | 104.1 | 98.9 | -6.2 | -5.0 |
| Soybean meal | 0111 | | 82.5 | 90.3 | 91.0 | 5.0 | .8 |
| Formula feeds | 0293 | | 116.2 | 116.2 | 115.8 | 4.6 | -3 |
| Poultry feeds: egg-type, broiler and turkey | 0102 | 12/86 | 114.8 | 115.4 | 114.9 | 4.8 | -4 |
| Dairy cattle feeds, complete | 0104 | 12/86 | 126.2 | 123.6 | 121.1 | 4.6 | -2.0 |
| Dairy cattle feeds, supplements and concentrates | 0106 | 12/86 | 127.6 | 129.4 | 129.1 | 5.5 | -2 |
| Swine feeds, complete | 0108 | 12/86 | 143.6 | 141.0 | 141.3 | .8 | .2 |
| Swine feeds, supplements and concentrates | 0112 | 12/86 | 117.5 | 121.7 | 124.5 | 7.7 | 2.3 |
| Beef cattle feeds, complete | 0114 | 12/86 | 164.2 | 158.4 | 158.5 | 3.9 | .1 |
| Beef cattle feeds, supplements and concentrates | 0116 | 12/86 | 132.4 | 133.9 | 132.7 | 4.3 | -9 |
| Other poultry and livestock feeds | 0118 | 12/86 | 126.0 | 123.8 | 124.1 | .8 | .2 |
| Miscellaneous feedstuffs | 0294 | | 138.1 | 137.0 | 138.7 | 2.4 | 1.2 |
| Pet food | 02 | | 157.7 | 158.1 | 158.2 | .9 | .1 |
| Dog and cat food | 0202 | 12/85 | 136.3 | 136.2 | 136.4 | .6 | .1 |
| Other pet and specialty feeds | 0203 | 12/85 | 120.4 | 124.8 | 123.8 | 3.8 | -8 |
| Other than pet food | 03 | | 100.2 | 96.8 | 100.8 | 5.8 | 4.1 |
| Meat meal and meat and bone meal | 0301 | | 85.2 | 74.4 | 86.9 | 5.1 | 16.8 |
| Corn wet process byproducts, incl. gluten meal | 0317 | 06/85 | 65.2 | 66.4 | 65.4 | 5.8 | -1.5 |
| Soybean byproducts, incl. soy flour, grits, isolates | 0323 | 06/95 | 112.3 | 112.1 | 112.1 | 1.6 | 0 |
| Other animal feeds, incl. fish scrap & feather meal | 0325 | 12/97 | 75.9 | 73.6 | 76.4 | 7.9 | 3.8 |
| Miscellaneous by-products of meat packing | 0333 | 06/01 | 121.4 | 129.4 | 128.3 | 12.5 | -9 |
| Textile products and apparel | 03 | | 119.7 | 119.5 | 119.3 | -5 | -2 |
| Synthetic fibers | 031 | | 106.6 | 106.9 | 106.7 | .6 | -2 |
| Unprocessed filament yarns | 0315 | | 110.5 | 110.7 | 110.6 | .6 | -1 |
| Non-cellulosic | 02 | | 102.2 | 102.5 | 102.3 | .7 | -2 |
| Fibrous glass yarn | 0231 | | 102.7 | (²) | (²) | (²) | (²) |
| Nylon and other polyamide fibers | 0235 | 06/98 | 93.9 | 93.7 | 93.3 | 1.2 | -4 |
| Polyester yarn, staple, tow, and waste | 0237 | 06/98 | 94.9 | 94.8 | 94.6 | -5 | -2 |
| Other noncellulosic manmade, ex. glass, carton, graf | 0238 | 06/98 | 103.1 | (²) | (²) | (²) | (²) |
| Producer textured noncellulosic manmade fibers | 0239 | 06/98 | 98.1 | (²) | (²) | (²) | (²) |
| Processed yarns and threads | 032 | | 103.1 | 103.5 | 103.3 | -3 | -2 |
| Yarns | 0326 | | 99.6 | 99.7 | 99.5 | -6 | -2 |
| Cotton | 01 | | 84.5 | 84.9 | 85.4 | -1.7 | .6 |

See footnotes at end of table.

Table 6. Producer price indexes and percent changes for commodity groupings and individual items, not seasonally adjusted—Continued

(1982=100 unless otherwise indicated)

| Commodity | Commodity code | Other index base | Index | | | Percent change July 2003 from: | |
|---|----------------|------------------|------------------------|------------------------|------------------------|--------------------------------|------------------|
| | | | Mar. 2003 ¹ | June 2003 ¹ | July 2003 ¹ | July 2002 | June 2003 |
| Yarns—Continued | 0326 | | | | | | |
| Carded cotton yarns | 0111 | 12/00 | 91.6 | 92.0 | 93.0 | -1.8 | 1.1 |
| Combed cotton yarns | 0121 | 12/00 | 89.5 | 89.9 | 87.9 | -1.9 | -2.2 |
| Wool | 02 | | 121.6 | 109.3 | 111.1 | 5.4 | 1.6 |
| Synthetic | 03 | | 109.3 | 111.1 | 110.7 | 1.8 | -4 |
| Other throwing and winding mill products | 04 | 12/88 | 102.9 | 102.0 | 101.2 | -2.3 | -8 |
| Rewound plied and novelty yarn, produced by others | 0401 | 12/88 | 121.1 | 121.1 | (²) | (²) | (²) |
| Thrown filament yarns, except textured | 0402 | 12/88 | 110.4 | (²) | 110.4 | -1.2 | (²) |
| Textured bulked or crimped filament yarn | 0403 | 12/96 | 83.8 | 82.7 | 81.8 | -4.2 | -1.1 |
| Commission throwing/texturing filament yarn | 05 | 12/88 | 106.0 | 105.3 | 105.3 | -8 | 0 |
| Threads | 0327 | | 161.0 | 165.8 | 165.6 | 1.9 | -1 |
| Thread for any use, grey or finished | 05 | 12/00 | 98.2 | 101.2 | 101.0 | 1.9 | -2 |
| Gray fabrics | 033 | | 110.5 | 111.5 | 111.1 | -9 | -4 |
| Broadwovens | 0337 | | 109.5 | 110.6 | 110.2 | .4 | -4 |
| Cotton | 01 | | 105.0 | 106.7 | 107.2 | .3 | .5 |
| Wool | 02 | 06/85 | 99.4 | (²) | (²) | (²) | (²) |
| Synthetic | 03 | | 107.6 | 107.8 | 107.5 | .2 | -3 |
| Knits | 0338 | | 112.6 | 112.6 | 112.6 | -8.1 | 0 |
| Circular knits, except hosiery | 03 | | 106.6 | 106.6 | 106.6 | -8.1 | 0 |
| Other fabrics | 0339 | 06/84 | 106.7 | 107.5 | 107.2 | .8 | -3 |
| Finished fabrics | 034 | | 119.9 | 120.8 | 120.6 | -1 | -2 |
| Broadwovens | 0342 | | 116.3 | 117.7 | 116.9 | -9 | -7 |
| Cotton | 01 | | 108.1 | 111.2 | 108.1 | -3.9 | -2.8 |
| Wool | 02 | | 120.2 | 125.5 | 127.4 | 7.2 | 1.5 |
| Finished broadwoven wool fabrics and felts | 0206 | 12/01 | 97.9 | 102.3 | 103.9 | 7.4 | 1.6 |
| Synthetic | 03 | | 122.8 | 122.7 | 122.7 | -6 | 0 |
| Knits | 0343 | | 95.8 | 96.6 | 97.2 | 1.0 | .6 |
| Finished circular knit fabrics | 02 | 12/94 | 79.7 | 80.8 | 81.7 | 1.5 | 1.1 |
| Finished warp knit fabrics | 09 | 06/95 | 98.4 | 98.8 | 98.8 | .4 | 0 |
| Narrow fabrics | 0344 | | 127.5 | 129.4 | 128.5 | -1.4 | -7 |
| Nonwovens and felt goods | 0345 | | 128.6 | 127.9 | 128.0 | -3.2 | .1 |
| Nonwoven fabrics | 0321 | | 127.3 | 128.3 | 128.6 | -2.3 | .2 |
| Pressed, punched, or needled felts, except hats | 0333 | 12/01 | 98.7 | 92.1 | 91.2 | -7.8 | -1.0 |
| Coated fabrics, not rubberized | 0346 | 06/85 | 139.0 | 140.4 | 140.9 | .4 | .4 |
| Vinyl coated or laminated fabric | 0102 | 06/85 | 132.8 | 134.3 | 135.7 | 1.9 | 1.0 |
| Polyurethane and other coated or laminated fabric | 0103 | 06/85 | 144.9 | 146.4 | 146.3 | -4 | -1 |
| Embroideries and lace goods | 0347 | 06/85 | 156.5 | 156.6 | 156.7 | 3.2 | .1 |
| Embroideries | 01 | 06/85 | 156.5 | 156.7 | 156.8 | 3.2 | .1 |
| Schiffli machine embroideries | 0105 | 06/85 | 143.8 | (²) | 143.8 | 0 | (²) |
| Printing and stamping on apparel | 0106 | 12/85 | 155.2 | 155.4 | 155.5 | 3.4 | .1 |
| Apparel & other fabricated textile prods | 038 | | 126.2 | 125.4 | 125.2 | -8 | -2 |
| Apparel | 0381 | | 125.9 | 124.6 | 124.6 | -6 | 0 |
| Women's | 01 | | 124.5 | 122.2 | 122.2 | 0 | 0 |
| Skirts, including uniforms | 0122 | | 113.6 | 114.6 | 113.8 | .4 | -7 |
| All other outerwear, n.e.c. | 0143 | 06/83 | 138.0 | 137.3 | 138.3 | 1.1 | .7 |
| Sweaters, jackets, and jerseys | 0144 | 12/84 | 93.9 | 95.9 | 95.9 | -9.4 | 0 |
| Dresses | 0145 | 12/84 | 114.4 | 111.1 | 111.1 | -1.2 | 0 |
| Slacks, jeans, and dungarees | 0151 | 12/84 | 100.6 | 98.3 | 98.3 | -2.3 | 0 |
| Blouses, waists & shirts exc. knit sport & sweat | 0152 | | 160.8 | 160.8 | 160.8 | -1.2 | 0 |
| Knit outerwear sportshirts, incl. sweatshirts | 0153 | | 141.6 | 142.9 | 142.8 | -4.5 | -1 |
| Separate tailored suit-type jackets, incl. uniforms | 0162 | | 118.0 | 118.5 | 118.3 | .3 | -2 |
| Tailored coats, ex. fur, all leather & raincoats | 0163 | | (²) | 87.4 | 87.4 | 1.3 | 0 |
| Women's finished sheer hosiery and tights | 0169 | 06/84 | 144.5 | 133.0 | 133.0 | 6.8 | 0 |
| Women's hosiery, shipped in the greige | 0171 | 06/84 | 112.8 | 113.4 | 111.5 | (²) | -1.7 |
| Brassieres | 0174 | | 137.1 | 137.2 | 137.2 | .1 | 0 |
| Panties | 0176 | | 144.6 | 144.6 | 144.7 | -4 | .1 |
| Nightwear | 0178 | | 115.4 | 115.0 | 115.0 | 2.9 | 0 |
| Ladies' robes, dressing gowns and housecoats | 0179 | | 125.6 | 125.6 | 125.6 | .6 | 0 |
| Bathing suits | 0182 | | 156.2 | 146.8 | (²) | (²) | (²) |
| Men's and boys' | 02 | | 127.8 | 126.6 | 126.4 | -1.9 | -2 |
| Men's & boys' dress, sport, & uniform trousers | 0215 | | 127.7 | 125.3 | 125.1 | -1.5 | -2 |
| Men's and boys' jeans and jean cut casual slacks | 0216 | 12/92 | 103.7 | 103.7 | 103.9 | -4.4 | .2 |
| Men's and boys' work clothing | 0221 | | 127.7 | 127.7 | 127.8 | -1.2 | .1 |

See footnotes at end of table.

Table 6. Producer price indexes and percent changes for commodity groupings and individual items, not seasonally adjusted—Continued

(1982=100 unless otherwise indicated)

| Commodity | Commodity code | Other index base | Index | | | Percent change July 2003 from: | |
|--|----------------|------------------|------------------------|------------------------|------------------------|--------------------------------|------------------|
| | | | Mar. 2003 ¹ | June 2003 ¹ | July 2003 ¹ | July 2002 | June 2003 |
| Apparel—Continued | 0381 | | | | | | |
| Men's and boys' work shirts | 0228 | 06/83 | 125.7 | 125.8 | 125.8 | 0.2 | 0.0 |
| Men's and boys' suits, including uniforms | 0231 | 06/02 | 100.6 | 101.1 | 101.0 | 3.9 | -1 |
| Men's and boys' tailored sportcoats and vests | 0257 | 06/02 | 99.2 | 99.3 | 99.3 | .4 | 0 |
| Men's and boys' leather coats and jackets | 0267 | 12/85 | 139.3 | 139.3 | 138.6 | -1.8 | -5 |
| Men's and boys' overcoats and topcoats | 0268 | 06/02 | 100.0 | 100.0 | (²) | (²) | (²) |
| Men's finished hosiery | 0272 | | 163.1 | 163.2 | 158.4 | 14.0 | -2.9 |
| Men's and boys' knit undershirts | 0274 | | 124.4 | 121.3 | 121.8 | -4.4 | .4 |
| Men's and boys' knit shorts and briefs | 0275 | | 101.9 | 101.9 | 101.9 | 0 | 0 |
| Men's and boy's neckwear | 0282 | | 149.0 | 150.4 | 150.2 | .9 | -1 |
| Sweaters, jackets, swimwear, and athletic shorts | 0283 | 12/97 | 99.9 | 98.5 | 98.5 | -2.7 | 0 |
| Men's and boys' dress and woven sport shirts | 0286 | 12/96 | 101.4 | 103.0 | 103.0 | 2.3 | 0 |
| Men's/boys' knit sportshirts incl. sweatshirts | 0298 | 06/83 | 95.7 | 92.9 | 93.2 | -7.7 | .3 |
| Girls', children's and infants' | 03 | | 119.3 | 120.0 | 120.0 | .4 | 0 |
| Dresses/blouses/shirts, ex. knit sport & sweatshirts | 0349 | 12/84 | 127.5 | 128.3 | 128.3 | .5 | 0 |
| Sweaters, jackets, and jerseys | 0354 | 12/84 | 156.6 | 151.3 | 151.3 | -4.4 | 0 |
| Infants' and children's anklet hosiery | 0363 | 06/84 | 103.7 | 103.7 | 103.7 | -1.2 | 0 |
| Other infants' and children's finished hosiery | 0365 | 06/84 | 105.9 | 105.9 | 105.9 | .4 | 0 |
| Underwear | 0368 | 06/82 | 146.1 | (²) | (²) | (²) | (²) |
| Miscellaneous apparel and accessories | 04 | 12/83 | 135.6 | 135.2 | 135.5 | -6 | .2 |
| Fur products | 0407 | 12/83 | 137.2 | 134.7 | 134.7 | -9.1 | 0 |
| Milling, hats, and caps | 0413 | 12/90 | 129.0 | 128.9 | 129.0 | .4 | .1 |
| Fabric workgloves and mittens | 0419 | 06/85 | 128.6 | 128.0 | 128.0 | .8 | 0 |
| Raincoats and other waterproof outer garments | 0422 | 06/02 | 101.1 | 100.8 | 100.8 | .8 | 0 |
| Belts, other than leather | 0425 | 06/85 | 113.5 | 113.4 | 113.2 | (²) | -2 |
| Other leather and sheep lined clothing | 0427 | 12/99 | 108.4 | 108.5 | 108.5 | -1.7 | 0 |
| Knit products, n.e.c. | 0429 | 12/85 | 98.5 | 96.1 | 96.5 | -7.7 | .4 |
| Apparel and accessories, n.e.c. | 0441 | 12/85 | 125.6 | 125.6 | 125.6 | -1.6 | 0 |
| Contract work on apparel | 05 | 06/87 | 117.8 | 117.8 | 117.7 | .7 | -1 |
| Textile housefurnishings | 0382 | | 122.4 | 122.1 | 121.4 | -.7 | -.6 |
| Bed clothes | 01 | | 110.4 | 109.8 | 109.8 | .1 | 0 |
| Other textile housefurnishings | 03 | 06/83 | 131.8 | 131.7 | 130.4 | -1.4 | -1.0 |
| Cotton towels and washcloths | 0303 | | 121.9 | 121.9 | 117.5 | -4.2 | -3.6 |
| Draperies | 0307 | | 168.9 | 169.9 | 169.7 | .5 | -1 |
| Curtains, except lace | 0308 | 06/84 | 134.3 | 132.1 | 133.0 | -2.1 | .7 |
| Curtains and draperies, knit | 0309 | 06/98 | 100.3 | 100.3 | 100.3 | 0 | 0 |
| Other textile housefurnishings | 0311 | 06/83 | 128.4 | 128.3 | 128.3 | -.1 | 0 |
| Fabricated products, n.e.c. | 0383 | | 131.0 | 131.8 | 131.5 | -1.7 | -.2 |
| Industrial and other fabricated products | 03 | | 130.6 | 131.3 | 131.1 | -1.8 | -.2 |
| Automotive trimmings | 0308 | 12/83 | 117.1 | 117.1 | 117.0 | -4.1 | -1 |
| Other trimmings and findings | 0311 | 12/83 | 139.1 | 139.1 | 139.4 | (²) | .2 |
| Soft fiber cordage and twine, except cotton | 0324 | 06/85 | 119.9 | 121.5 | 119.5 | -5.5 | -1.6 |
| Cotton cordage and twine | 0325 | 06/85 | 93.3 | 93.3 | 93.3 | -4.7 | 0 |
| Textile bags | 0341 | 12/85 | 131.4 | 132.9 | 132.5 | -1.2 | -.3 |
| Canvas and related products | 0345 | 06/03 | (²) | 100.0 | 99.7 | (²) | -.3 |
| Fabricated textile products, n.e.c. | 0351 | 12/85 | 112.8 | 113.8 | 113.8 | .7 | 0 |
| Miscellaneous textile products/services | 039 | 06/85 | 115.6 | 115.8 | 116.0 | .1 | .2 |
| Textile materials n.e.c. & proc. textile | 0391 | 06/85 | 111.2 | 111.7 | 112.3 | .1 | .5 |
| Textile fibers, yarns, and fabrics, n.e.c. | 01 | 06/85 | 112.7 | 112.4 | 114.0 | .7 | 1.4 |
| Padding and upholstery filling | 0104 | 12/85 | 116.9 | 116.9 | 116.9 | 0 | 0 |
| Jute goods and scouring and combing mill products | 0106 | 12/01 | 115.8 | 108.9 | 112.2 | 4.4 | 3.0 |
| Cotton linters | 0111 | 12/91 | 98.8 | 99.5 | 115.8 | 6.0 | 16.4 |
| Textile waste | 02 | 12/85 | 113.3 | 114.2 | 114.4 | -.1 | .2 |
| Processed textile waste | 0201 | 12/85 | 153.4 | 154.8 | 155.4 | 3.2 | .4 |
| Waste rags and textile waste | 0202 | 12/86 | 95.9 | (²) | (²) | (²) | (²) |
| Used wiping cloths | 0203 | 12/86 | 88.1 | (²) | 87.5 | -.3 | (²) |
| Contract work on textile products | 0392 | 06/87 | 116.0 | 115.8 | 115.8 | -.3 | 0 |
| Commission finishing of broadwoven fabrics | 0101 | 06/87 | 124.4 | 124.4 | 124.4 | 0 | 0 |
| Commission embroidering, tucking, pleating, etc. | 0102 | 06/91 | 110.9 | 111.2 | 110.4 | 3.6 | -.7 |
| Comm. knit/knit & fin. of circular & warp knit fabr. | 0104 | 12/94 | 98.0 | 97.2 | 97.3 | -1.5 | .1 |
| Other finishing of textiles | 0393 | 12/01 | 100.8 | 101.1 | 101.0 | 1.2 | -.1 |
| Hides, skins, leather, and related products | 04 | | 162.3 | 159.8 | 160.6 | 1.3 | .5 |
| Hides and skins, incl. cattle | 041 | | 191.8 | 176.9 | 177.0 | -1.6 | .1 |
| Leather | 042 | | 210.8 | 209.6 | 211.9 | 3.7 | 1.1 |
| Finished and unfinished leather | 0427 | 12/97 | 115.6 | 114.9 | 116.2 | 3.8 | 1.1 |
| Finished cattlehide and kipside leather | 0101 | | 197.3 | 186.8 | 190.1 | 1.7 | 1.8 |
| Unfinished leather | 0103 | 12/97 | 134.2 | 147.4 | 147.4 | 9.8 | 0 |

See footnotes at end of table.

Table 6. Producer price indexes and percent changes for commodity groupings and individual items, not seasonally adjusted—Continued

(1982=100 unless otherwise indicated)

| Commodity | Commodity code | Other index base | Index | | | Percent change July 2003 from: | |
|--|----------------|------------------|------------------------|------------------------|------------------------|--------------------------------|------------------|
| | | | Mar. 2003 ¹ | June 2003 ¹ | July 2003 ¹ | July 2002 | June 2003 |
| Finished and unfinished leather—Continued | 0427 | | | | | | |
| Other leathers, finished and unfinished | 0105 | 12/97 | 108.8 | 108.9 | 108.9 | -4.7 | 0.0 |
| Contract tanning and finishing | 0109 | 12/97 | 116.3 | 116.3 | 116.3 | -.3 | 0 |
| Footwear | 043 | | 147.3 | 147.5 | 147.6 | 1.0 | .1 |
| Men's footwear, excluding athletic | 0431 | | 161.0 | 161.2 | 161.2 | 1.4 | 0 |
| Women's footwear, excluding athletic | 0432 | | 133.6 | 134.0 | 134.0 | .4 | 0 |
| All other footwear | 0439 | 12/02 | 100.0 | 100.1 | 100.1 | (²) | 0 |
| Other leather and related products | 044 | | 148.2 | 147.6 | 148.4 | .3 | .5 |
| Luggage and small leather goods | 0441 | | 138.2 | 137.6 | 138.3 | -.3 | .5 |
| Hand luggage | 0112 | 12/84 | 113.9 | 113.9 | 113.9 | -.7 | 0 |
| Luggage other than hand luggage | 0113 | 12/84 | 141.2 | 141.4 | 141.4 | -4.6 | 0 |
| Women's & children's handbags & purses | 0128 | 06/82 | 130.1 | 127.5 | 130.2 | 2.4 | 2.1 |
| Other personal leather goods | 0132 | 06/82 | 148.4 | 148.4 | 148.4 | .3 | 0 |
| Gloves | 0442 | | 152.9 | 152.5 | 152.2 | -.1 | -.2 |
| All leather dress & semidress gloves and mittens | 0103 | 06/85 | 133.8 | 133.4 | 133.2 | .2 | -.1 |
| All leather work gloves and mittens | 0104 | 06/85 | 145.8 | 146.0 | 146.0 | -2.9 | 0 |
| Industrial leather | 0443 | | 190.4 | 184.8 | 190.4 | 3.0 | 3.0 |
| Footwear cut stock | 0444 | | 165.9 | 166.1 | 167.8 | 1.0 | 1.0 |
| Leather/leather-like goods, n.e.c. | 0445 | 06/85 | 146.6 | 146.6 | 146.6 | .3 | 0 |
| Leather/leather-like goods, other than belts | 0101 | 06/85 | 147.0 | 147.0 | 147.0 | .5 | 0 |
| Leather belts | 0111 | 06/85 | 145.4 | 145.4 | 145.4 | .1 | 0 |
| Fuels and related products and power | 05 | | 129.6 | 114.4 | 114.1 | 22.0 | -.3 |
| Coal | 051 | | 99.0 | 100.6 | 97.6 | -1.8 | -3.0 |
| Anthracite | 0511 | | 111.3 | 111.2 | 111.2 | 3.5 | 0 |
| Prepared anthracite shipped | 01 | | 111.6 | 111.4 | 111.4 | 4.8 | 0 |
| Unprepared anthracite shipped | 02 | | (²) | (²) | 103.7 | (²) | (²) |
| Bituminous coal and Lignite | 0512 | | 98.9 | 100.5 | 97.5 | -1.8 | -3.0 |
| Unprepared bituminous coal and Lignite | 08 | | 88.5 | 88.8 | 88.3 | 2.2 | -.6 |
| Prepared bituminous and Lignite | 09 | 12/01 | 102.5 | 104.5 | 100.8 | -2.5 | -3.5 |
| Mechanically cleaned bituminous coal and lignite | 0901 | 12/01 | 100.8 | 100.8 | 100.9 | -.6 | .1 |
| Bituminous coal and Lignite, other preparation | 0902 | 12/01 | 102.6 | 104.6 | 100.8 | -2.6 | -3.6 |
| Coke oven products | 052 | | 94.4 | (²) | (²) | (²) | (²) |
| Gas fuels | 053 | | 288.3 | 215.8 | 203.0 | 89.4 | -5.9 |
| Natural gas | 0531 | | 330.1 | 240.6 | 225.7 | 100.4 | -6.2 |
| Liquefied petroleum gas | 0532 | | 171.4 | 149.9 | 142.9 | 46.6 | -4.7 |
| Propane | 0104 | | 190.9 | 168.6 | 162.0 | 51.5 | -3.9 |
| Butane and isobutane | 0105 | | 108.5 | 90.7 | 91.6 | 35.1 | 1.0 |
| Gas mixtures and other natural gas liquids | 0107 | 06/84 | 179.2 | 158.2 | 147.7 | 48.7 | -6.6 |
| Electric power | 054 | | 136.8 | 144.5 | 145.8 | 2.6 | .9 |
| Residential electric power | 0541 | 12/90 | 114.8 | 123.1 | 123.3 | 3.2 | .2 |
| Commercial electric power | 0542 | | 135.8 | 143.1 | 144.6 | .6 | 1.0 |
| Industrial electric power | 0543 | | 143.3 | 148.2 | 151.2 | 4.3 | 2.0 |
| Other electric power | 0545 | 12/90 | 110.7 | 114.9 | 116.0 | 2.5 | 1.0 |
| Utility natural gas | 055 | 12/90 | 194.7 | 174.0 | 173.0 | 38.3 | -.6 |
| Residential natural gas | 0551 | 12/90 | 174.5 | 174.1 | 172.7 | 34.1 | -.8 |
| Commercial natural gas | 0552 | 12/90 | 191.6 | 175.3 | 175.4 | 35.4 | .1 |
| Industrial natural gas | 0553 | 12/90 | 202.8 | 183.5 | 182.8 | 40.6 | -.4 |
| Natural gas to electric utilities | 0554 | 12/90 | 257.7 | 150.8 | 148.1 | 57.9 | -1.8 |

See footnotes at end of table.

Table 6. Producer price indexes and percent changes for commodity groupings and individual items, not seasonally adjusted—Continued

(1982=100 unless otherwise indicated)

| Commodity | Commodity code | Other index base | Index | | | Percent change July 2003 from: | |
|---|----------------|------------------|------------------------|------------------------|------------------------|--------------------------------|------------------|
| | | | Mar. 2003 ¹ | June 2003 ¹ | July 2003 ¹ | July 2002 | June 2003 |
| Other natural gas | 0555 | 12/90 | 178.8 | 161.1 | 161.4 | 45.8 | 0.2 |
| Crude petroleum (domestic production) | 0561 | | 95.1 | 82.9 | 82.3 | 20.5 | -.7 |
| Petroleum products, refined | 057 | | 118.4 | 91.5 | 94.9 | 16.9 | 3.7 |
| Gasoline | 0571 | | 120.4 | 99.5 | 101.1 | 16.2 | 1.6 |
| Unleaded premium gasoline | 03 | | 122.7 | 101.8 | 105.1 | 15.4 | 3.2 |
| Unleaded regular gasoline | 04 | | 118.0 | 97.3 | 98.4 | 16.4 | 1.1 |
| Unleaded mid-premium gasoline | 05 | 12/87 | 205.4 | 169.7 | 173.3 | 15.8 | 2.1 |
| Kerosene and jet fuels | 0572 | | 117.3 | 78.8 | 78.9 | 11.4 | .1 |
| Kerosene | 02 | | 115.2 | 75.2 | 73.1 | 14.0 | -2.8 |
| Jet fuel | 03 | | 117.8 | 79.4 | 79.6 | 11.3 | .3 |
| Light fuel oils | 0573 | | 128.9 | 87.7 | 90.1 | 19.3 | 2.7 |
| Home heating oil and other distillates | 02 | | 129.3 | 85.7 | 87.3 | 18.9 | 1.9 |
| Home heating oil and distillates | 0201 | | 129.3 | 85.7 | 87.3 | 18.9 | 1.9 |
| #2 diesel fuel | 03 | | 129.4 | 89.8 | 92.7 | 19.5 | 3.2 |
| Residual fuels | 0574 | | 111.1 | 79.8 | 115.4 | 45.5 | 44.6 |
| Finished lubricants | 0576 | | 165.2 | 169.3 | 168.6 | 3.8 | -.4 |
| Lubricating grease | 03 | | 172.5 | 170.2 | 172.0 | 1.3 | 1.1 |
| Lubricating and similar oils | 04 | 06/85 | 153.5 | 157.7 | 156.9 | 3.9 | -.5 |
| Petroleum and coal products, n.e.c. | 058 | 12/84 | 92.2 | 87.9 | 80.7 | -2.1 | -8.2 |
| Petroleum and coal products, n.e.c. | 0581 | | | | | | |
| Asphalt | 0112 | 06/85 | 94.9 | (²) | 79.8 | -3.0 | (²) |
| Other petroleum and coal products | 0119 | 12/84 | 138.9 | 139.5 | 139.5 | 1.6 | 0 |
| Chemicals and allied products | 06 | | 164.5 | 162.0 | 161.3 | 5.5 | -.4 |
| Industrial chemicals | 061 | | 149.1 | 141.0 | 139.4 | 8.6 | -1.1 |
| Basic inorganic chemicals ⁴ | 0613 | | 119.5 | 121.6 | 122.6 | 6.4 | .8 |
| Alkalies and chlorine | 01 | | 124.9 | 136.0 | 139.3 | 32.3 | 2.4 |
| Natural sodium carbonate and sulfate | 0103 | | 84.3 | (²) | 84.5 | -3.8 | (²) |
| Chlorine | 0107 | 12/97 | 71.8 | 79.5 | 80.6 | 101.5 | 1.4 |
| Sodium hydroxide (caustic soda) | 0108 | 12/97 | 83.9 | 96.8 | 101.3 | 39.1 | 4.6 |
| Other alkalies | 0109 | 12/97 | 92.8 | 93.2 | 93.6 | -4.0 | .4 |
| Other inorganic chemicals | 02 | | 118.5 | 119.2 | 119.9 | 3.0 | .6 |
| Aluminum compounds | 0209 | 06/95 | 92.9 | 92.5 | 92.0 | -.6 | -.5 |
| Lime, inc. quick, hydrated & dead burned dolomite | 0213 | | 124.4 | 124.5 | 124.4 | 1.6 | -.1 |
| Potassium & sodium compounds, ex. bleaches/alkalies | 0217 | 06/01 | 96.5 | 100.1 | 97.6 | .6 | -2.5 |
| Other inorganic acids, inc. hydrochloric | 0224 | 06/01 | 73.1 | 74.3 | 77.1 | -4.9 | 3.8 |
| Sulfuric acid | 0232 | 06/87 | 132.6 | 125.0 | 164.9 | 28.9 | 31.9 |
| Barite | 0252 | 12/84 | 86.1 | 86.5 | 86.5 | .5 | 0 |
| Rock salt | 0271 | 12/84 | 175.0 | 170.4 | 175.2 | 4.3 | 2.8 |
| Processed or refined potassium salts | 0274 | 12/84 | 138.7 | 138.9 | 136.9 | 3.6 | -1.4 |
| Other inorganic chemicals | 0282 | 12/82 | 124.6 | 125.3 | 125.0 | 3.1 | -.2 |
| Basic organic chemicals ⁴ | 0614 | | 156.4 | 145.7 | 143.3 | 9.1 | -1.6 |
| Primary | 01 | | 156.6 | 132.3 | 126.5 | 20.8 | -4.4 |
| Aromatics, not made in a refinery | 0197 | 06/01 | 136.3 | 120.1 | 114.6 | 12.8 | -4.6 |
| Liquid refinery gases | 0198 | 06/01 | 154.4 | 127.1 | 121.4 | 26.2 | -4.5 |
| Other primary basic organic chemicals | 0199 | 06/87 | 145.5 | (²) | (²) | (²) | (²) |
| Intermediate | 02 | | 136.3 | 125.7 | 124.4 | 1.8 | -1.0 |
| Cyclic intermediate chemicals | 0281 | 06/01 | 124.4 | 114.2 | 112.9 | 2.4 | -1.1 |
| Synthetic organic dyes | 0282 | 06/01 | 90.9 | 88.1 | 88.5 | -3.8 | .5 |
| Other basic organics | 03 | | 135.2 | 134.3 | 134.3 | 4.4 | 0 |
| Ethanol (ethyl alcohol) | 0341 | | 184.6 | 157.4 | 158.7 | -1.3 | .8 |
| Other basic organics | 0399 | 06/87 | 133.2 | 133.1 | 133.0 | 4.6 | -.1 |
| Paints and allied products | 062 | | 171.5 | 173.2 | 173.5 | 2.5 | .2 |
| Prepared paint | 0621 | | 169.1 | 171.1 | 171.7 | 2.9 | .4 |
| Architectural coatings | 01 | | 176.9 | 181.8 | 181.6 | 3.8 | -.1 |
| Interior water based paint | 0101 | | 183.7 | 185.1 | 184.9 | 2.3 | -.1 |
| Interior solvent based paint | 0131 | | 192.7 | 202.9 | 202.3 | 6.2 | -.3 |
| Exterior solvent based paint | 0171 | 06/83 | 176.0 | 192.3 | 192.2 | 10.0 | -.1 |
| Exterior water based paint | 0181 | 06/83 | 150.7 | 152.2 | 152.1 | 1.3 | -.1 |
| OEM finishes | 02 | 06/83 | 126.8 | 127.2 | 127.5 | 1.1 | .2 |
| Special purpose coatings | 03 | 06/83 | 224.3 | 223.8 | 226.6 | 4.3 | 1.3 |
| Paint materials | 0622 | | 173.6 | 174.2 | 173.8 | .8 | -.2 |

See footnotes at end of table.

Table 6. Producer price indexes and percent changes for commodity groupings and individual items, not seasonally adjusted—Continued

(1982=100 unless otherwise indicated)

| Commodity | Commodity code | Other index base | Index | | | Percent change July 2003 from: | |
|--|----------------|------------------|------------------------|------------------------|------------------------|--------------------------------|------------------|
| | | | Mar. 2003 ¹ | June 2003 ¹ | July 2003 ¹ | July 2002 | June 2003 |
| Paint materials—Continued | 0622 | | | | | | |
| Paint colors | 02 | | 146.8 | 147.4 | 146.9 | 0.3 | -0.3 |
| Iron oxide pigments | 0206 | 06/83 | 177.7 | 179.1 | 177.2 | -1.4 | -1.1 |
| Titanium pigments | 0209 | | 147.2 | 148.3 | 148.1 | 1.6 | -1.1 |
| All other organic pigments | 0298 | 06/87 | 122.7 | 122.3 | 122.1 | -4 | -2 |
| All other inorganic pigments | 0299 | 06/83 | 131.6 | 132.2 | 131.0 | -1.6 | -9 |
| Paint fillers | 04 | | 122.1 | 122.2 | 122.2 | 2.6 | 0 |
| Allied and miscellaneous paint products | 0623 | 06/83 | 174.2 | 176.2 | 176.7 | 3.9 | .3 |
| Thinners for dopes, lacquers & oleoresinous thinners | 0112 | 12/88 | 220.6 | 227.9 | 227.9 | 10.8 | 0 |
| Misc. related prod., inc putty, brush cleaners, etc. | 0113 | 12/88 | 132.1 | 132.5 | 133.0 | 1.8 | .4 |
| Drugs and pharmaceuticals | 063 | | 272.1 | 274.2 | 274.9 | 3.5 | .3 |
| Medicinal and botanical chemicals | 0631 | | 135.8 | 135.4 | 134.9 | 1.4 | -4 |
| Synthetic organic medicinal chemicals, bulk | 0201 | 06/82 | 134.9 | 134.3 | 133.3 | .5 | -7 |
| Other medicinals and botanicals, bulk | 0202 | 06/82 | 127.9 | 128.3 | 129.5 | 5.2 | .9 |
| Preparations, veterinary | 0634 | | 126.6 | (²) | 125.5 | -5.1 | (²) |
| Biological products | 0637 | | 179.7 | 180.2 | 179.1 | .8 | -6 |
| Blood & derivatives, human use | 11 | | 127.8 | (²) | (²) | (²) | (²) |
| Diagnostics and other biologicals | 14 | | 200.8 | 200.9 | 201.3 | 1.8 | .2 |
| Diagnostic substances | 1402 | | 152.4 | 152.5 | 152.8 | 2.3 | .2 |
| Biologicals for veterinary use | 15 | | 120.1 | 120.2 | 120.1 | 7.1 | -1 |
| Veterinary vaccines | 1514 | | 110.0 | 110.0 | 110.0 | 5.5 | 0 |
| Other biologicals for veterinary use | 1516 | 06/87 | 168.1 | (²) | 168.1 | (²) | (²) |
| Pharmaceutical preparations | 0638 | 06/01 | 105.7 | 106.9 | 107.5 | 4.7 | .6 |
| Neoplasms, endocrine & metabolic disease | 01 | 06/01 | 111.7 | 113.7 | 113.6 | 8.0 | -1 |
| Central nervous system and sense org | 02 | 06/01 | 102.9 | 103.4 | 105.4 | 7.6 | 1.9 |
| Cardiovascular system | 03 | 06/01 | 106.8 | 108.0 | 108.4 | 4.4 | .4 |
| Respiratory system | 04 | 06/01 | 110.4 | 110.0 | 110.6 | 3.0 | .5 |
| Digestive and genito-urinary systems | 05 | 06/01 | 104.0 | 106.9 | 106.8 | 3.9 | -1 |
| Skin preparations | 06 | 06/01 | 102.9 | 104.2 | 104.3 | 1.5 | .1 |
| Vitamins, nutrients & hematonic preps. | 07 | 06/01 | 99.5 | 100.3 | 99.7 | .1 | -6 |
| Parasitic and infective diseases | 08 | 06/01 | 108.0 | 108.7 | 109.6 | 4.2 | .8 |
| Fats and oils, inedible | 064 | | 121.9 | 118.2 | 116.9 | 21.1 | -1.1 |
| Fats and oils, inedible | 0641 | | | | | | |
| Inedible tallow and grease, except wool grease | 0132 | 06/02 | 135.8 | 131.7 | 130.3 | 20.9 | -1.1 |
| Agricultural chemicals and chemical prod | 065 | | 136.7 | 134.9 | 133.9 | 8.3 | -7 |
| Mixed fertilizers | 0651 | | 119.0 | 119.9 | 119.5 | 4.8 | -3 |
| Fertilizer materials | 0652 | | 129.1 | 125.3 | 123.3 | 19.6 | -1.6 |
| Nitrogenates | 01 | | 151.7 | 146.9 | 143.1 | 35.4 | -2.6 |
| Synthetic ammonia, nitric acid & ammonium compounds | 0135 | 06/03 | (²) | 100.0 | 97.4 | (²) | -2.6 |
| Urea | 0136 | | 103.7 | 101.0 | 98.4 | 34.4 | -2.6 |
| Fertilizer materials of organic origin | 0137 | 12/93 | (²) | (²) | 173.6 | (²) | (²) |
| Phosphates | 02 | | 111.9 | 108.8 | 107.9 | 9.0 | -8 |
| Superphosphate & other phosphate fert. materials | 0271 | 06/03 | (²) | 100.0 | 98.4 | (²) | -1.6 |
| Other agricultural chemicals | 0653 | | 148.5 | 148.5 | 148.5 | -1 | 0 |
| Agricultural & commercial insecticides & chemicals | 0106 | 06/03 | (²) | 100.0 | 100.0 | (²) | 0 |
| Lawn & garden pesticides & chemicals | 0107 | 06/03 | (²) | 100.0 | 100.0 | (²) | 0 |
| Household & institutional pesticides & chemicals | 0108 | 06/03 | (²) | 100.0 | 99.9 | (²) | -1 |
| Plastic resins and materials | 066 | | 149.6 | 150.9 | 147.9 | 9.3 | -2.0 |
| Thermoplastic resins | 0662 | | 151.4 | 151.2 | 148.1 | 9.7 | -2.1 |
| Polyester resins, saturated | 02 | | 148.0 | 150.4 | 150.4 | 7.2 | 0 |
| Polypropylene resins | 05 | | 100.7 | 112.9 | 110.0 | 16.5 | -2.6 |
| Styrene plastics materials | 06 | | 119.5 | 127.4 | 120.0 | 28.1 | -5.8 |
| Vinyl and vinylidene resins | 07 | | 173.0 | 172.5 | 165.9 | 2.9 | -3.8 |
| Other thermoplastic resins | 11 | 12/98 | 138.2 | 133.6 | 132.6 | 7.2 | -7 |
| Polyethylene resins | 1101 | 12/98 | 160.9 | 150.6 | (²) | (²) | (²) |
| Acrylic resins | 1102 | 12/86 | 120.7 | (²) | 124.6 | 7.0 | (²) |
| Other thermoplastic resins, incl. nylon | 1103 | 12/98 | 111.8 | 112.9 | 113.3 | 3.5 | .4 |
| Thermosetting resins | 0663 | | 151.7 | 159.5 | 156.8 | 7.5 | -1.7 |
| Other chemicals and allied products | 067 | | 140.5 | 140.9 | 141.5 | 1.3 | .4 |
| Soap and synthetic detergents | 0671 | | 129.5 | 129.5 | 130.1 | 0 | .5 |

See footnotes at end of table.

Table 6. Producer price indexes and percent changes for commodity groupings and individual items, not seasonally adjusted—Continued

(1982=100 unless otherwise indicated)

| Commodity | Commodity code | Other index base | Index | | | Percent change July 2003 from: | |
|---|----------------|------------------|------------------------|------------------------|------------------------|--------------------------------|------------------|
| | | | Mar. 2003 ¹ | June 2003 ¹ | July 2003 ¹ | July 2002 | June 2003 |
| Soap and synthetic detergents—Continued | 0671 | | | | | | |
| Soaps & synth. detergents, ex. glycerin | 04 | 06/83 | 124.4 | 124.4 | 125.0 | 0.1 | 0.5 |
| Soaps and detergents, nonhousehold | 0401 | 06/83 | 155.5 | 155.8 | 155.9 | -1.2 | .1 |
| Household detergents | 0402 | | 111.4 | 111.4 | 112.2 | .6 | .7 |
| Household soap, except specialty cleaners | 0403 | 06/83 | 146.1 | 146.1 | 146.1 | .1 | 0 |
| Specialty cleaning, polish. & san. prods | 0672 | 06/83 | 139.3 | 140.0 | 141.1 | .9 | .8 |
| Household bleaches | 0101 | 06/83 | 134.9 | 137.8 | 137.8 | 2.2 | 0 |
| Specialty cleaning and sanitation products | 0102 | 06/83 | 135.7 | 135.7 | 137.2 | .5 | 1.1 |
| Polishing preparations and related products | 0103 | 06/83 | 154.1 | 156.1 | 156.5 | 2.0 | .3 |
| Cosmetics and other toilet preparations | 0675 | | 140.5 | 140.3 | 140.4 | .5 | .1 |
| Shaving preparations | 02 | | 117.2 | 117.4 | 117.4 | 1.1 | 0 |
| Perfume, cologne & toilet water | 03 | | 158.2 | 158.3 | 158.0 | .3 | -.2 |
| Hair preparations | 04 | | 143.8 | 144.3 | 143.7 | .3 | -.4 |
| Dentifrices | 05 | | 105.5 | 105.5 | 105.5 | -.1 | 0 |
| Creams, lotions and oils | 14 | 06/99 | 101.4 | 101.2 | 101.2 | 0 | 0 |
| Other cosmetics and toilet preparations | 15 | 06/99 | 103.6 | 103.0 | 103.5 | 1.2 | .5 |
| Misc. chemical prod. and preparations | 0679 | | 144.6 | 145.4 | 146.2 | 2.2 | .6 |
| Explosives | 02 | | 150.5 | 155.2 | 155.2 | 5.6 | 0 |
| Other blasting accessories | 0225 | | 150.0 | 149.8 | (²) | (²) | (²) |
| ANFO, except slurry | 0231 | | 175.6 | (²) | (²) | (²) | (²) |
| Other industrial explosives | 0233 | | 105.3 | 107.5 | 107.5 | 10.6 | 0 |
| Industrial gases | 03 | | 149.7 | 145.2 | 153.2 | 7.0 | 5.5 |
| Acetylene | 0301 | | 168.8 | 166.1 | 160.7 | -2.6 | -3.3 |
| Carbon dioxide | 0302 | | (²) | (²) | 135.1 | 5.1 | (²) |
| Nitrogen | 0303 | | 109.5 | 97.9 | 100.6 | -.5 | 2.8 |
| Oxygen | 0304 | | 166.8 | 166.2 | 172.7 | 5.4 | 3.9 |
| Other industrial gases, n.e.c. | 0308 | | (²) | (²) | 148.7 | (²) | (²) |
| Adhesives and sealants | 04 | 12/83 | 160.2 | 160.6 | 160.7 | .9 | .1 |
| Natural base glues and adhesives | 0401 | 12/83 | 167.4 | 168.7 | 168.7 | .8 | 0 |
| Synthetic resin and rubber adhesives | 0402 | 12/83 | 163.4 | 163.8 | 163.9 | 1.0 | .1 |
| Caulking compounds and sealants | 0403 | 12/83 | 142.2 | 142.7 | 142.7 | .6 | 0 |
| Surface active agents | 05 | 12/83 | 156.2 | 157.9 | 157.8 | 1.2 | -.1 |
| Textile and leather assistants and | 0501 | 12/83 | 128.5 | 128.5 | 128.6 | -1.2 | .1 |
| Bulk surfactants | 0502 | 12/83 | 159.6 | 161.6 | 161.5 | 1.5 | -.1 |
| Gum and wood chemicals | 06 | 06/84 | 156.4 | 158.2 | 155.6 | 0 | -1.6 |
| Softwood distillation products | 0601 | 06/84 | 129.9 | 129.9 | 129.9 | 9.6 | 0 |
| Tall oils | 0606 | | 157.1 | 166.1 | 162.9 | 1.4 | -1.9 |
| Other miscellaneous chemical products | 09 | | 130.5 | 132.1 | 131.9 | 1.9 | -.2 |
| Salt, evaporated and solar | 0904 | 06/85 | 131.5 | 132.0 | 136.2 | 7.2 | 3.2 |
| Carbon, black | 0918 | 12/83 | 134.8 | (²) | 155.0 | 18.2 | (²) |
| Printing ink | 0919 | 06/84 | 135.5 | 135.5 | 135.4 | -1.7 | -.1 |
| Water-treating compounds | 0961 | 06/85 | 138.3 | 138.3 | 138.3 | .2 | 0 |
| Other chemical preparations, n.e.c. | 0999 | 06/85 | 148.5 | 148.3 | 148.2 | 1.3 | -.1 |
| Rubber and plastic products | 07 | | 129.9 | 130.8 | 130.7 | 3.2 | -.1 |
| Rubber and rubber products | 071 | | 119.1 | 119.5 | 119.8 | 2.7 | .3 |
| Rubber, except natural rubber | 0711 | | 124.4 | 128.0 | 127.7 | 8.7 | -.2 |
| Synthetic rubber | 02 | | 125.1 | 128.7 | 128.3 | 8.5 | -.3 |
| Synthetic rubber, inc. sbr and ethylene propylene | 0224 | 06/03 | (²) | 100.0 | 99.7 | (²) | -.3 |
| Tires, tubes, tread, & repair materials | 0712 | | 97.8 | 97.5 | 98.1 | 2.9 | .6 |
| Tires | 01 | | 95.5 | 95.3 | 95.8 | 3.0 | .5 |
| Passenger car radial tires | 0103 | | 90.7 | 90.2 | 90.7 | 2.7 | .6 |
| Truck/bus tires, including off-highway | 0105 | | 93.4 | 93.4 | 94.1 | 3.6 | .7 |
| Tractor/implement tires | 0111 | | 118.8 | 118.8 | 118.8 | 1.8 | 0 |
| Other pneumatic and all solid tires | 0121 | 06/83 | 126.1 | 126.2 | 126.2 | 1.6 | 0 |
| Inner tubes | 02 | | 109.6 | 109.1 | 109.1 | -1.4 | 0 |
| Tread rubber, tire sundries, & repair matl | 03 | | 139.9 | 139.9 | 139.9 | 2.8 | 0 |
| Tread rubber, natural and synthetic | 0351 | | 131.4 | (²) | (²) | (²) | (²) |
| Other tire sundries and repair materials, n.e.c. | 0353 | | 173.7 | 173.7 | (²) | (²) | (²) |
| Miscellaneous rubber products | 0713 | | 141.0 | 140.8 | 141.2 | .7 | .3 |
| Footwear | 01 | | 128.3 | 128.3 | 128.3 | .2 | 0 |
| Protective footwear | 0107 | | 144.4 | 144.4 | 144.4 | .8 | 0 |
| Shoes with fabric uppers, exc sandals & slippers | 0108 | 12/86 | (²) | (²) | 114.5 | 0 | (²) |
| Rubber and plastic belts and belting | 03 | | 149.0 | 149.3 | 149.9 | 1.8 | .4 |
| Conveyor and elevator | 0361 | | 181.9 | 183.3 | 185.4 | 3.5 | 1.1 |
| Rubber hose | 04 | | 156.8 | 157.5 | 157.8 | 4.6 | .2 |
| Hose, garden | 0456 | | 212.4 | (²) | (²) | (²) | (²) |
| Hose, hydraulic | 0481 | | 156.3 | 156.3 | 155.7 | .6 | -.4 |
| Hose, mandrel made, textile, nonhydraulic | 0482 | | 184.9 | 184.9 | 184.9 | 1.6 | 0 |
| Hose, mandrel made, wire, nonhydraulic | 0483 | | 91.2 | 91.2 | 91.2 | 2.1 | 0 |

See footnotes at end of table.

Table 6. Producer price indexes and percent changes for commodity groupings and individual items, not seasonally adjusted—Continued

(1982=100 unless otherwise indicated)

| Commodity | Commodity code | Other index base | Index | | | Percent change July 2003 from: | |
|---|----------------|------------------|------------------------|------------------------|------------------------|--------------------------------|------------------|
| | | | Mar. 2003 ¹ | June 2003 ¹ | July 2003 ¹ | July 2002 | June 2003 |
| Miscellaneous rubber products—Continued | 0713 | | | | | | |
| All other rubber hose | 0484 | | 155.4 | 157.0 | 156.7 | 12.6 | -0.2 |
| Miscellaneous rubber products, n.e.c. | 06 | 06/83 | 132.9 | 132.6 | 132.9 | 0 | .2 |
| Molded rubber mechanical goods | 0602 | 06/83 | 121.3 | 120.4 | 121.4 | .2 | .8 |
| Extruded and lathe cut, mechanical rubber goods | 0603 | 06/83 | 120.6 | 121.0 | 121.0 | 0 | 0 |
| Industrial rubber products, n.e.c. | 0604 | 06/83 | 166.3 | 165.5 | 165.8 | -7 | .2 |
| Rubber clothing and coated fabrics | 0605 | 06/83 | 137.6 | 136.4 | 136.4 | -1.5 | 0 |
| Other rubber goods | 0606 | 06/83 | 134.5 | 134.4 | 134.6 | -7 | .1 |
| Sponge and foam rubber | 0607 | 06/83 | 143.6 | 143.3 | 143.3 | .4 | 0 |
| Rubber floor and wall coverings | 0608 | 06/83 | 123.0 | 123.0 | 123.0 | 0 | 0 |
| Compounds or mixtures | 0612 | 06/83 | 123.2 | 124.3 | 124.2 | -2.4 | -1 |
| Rubber druggist & medical sundries, incl. gloves | 0614 | 12/99 | 106.9 | 106.9 | 106.9 | 2.8 | 0 |
| Prophylactics | 0615 | 12/99 | 102.9 | 102.7 | 102.4 | .3 | -3 |
| Plastic products | 072 | | 138.1 | 139.3 | 139.0 | 3.3 | -2 |
| Construction products from plastics | 0721 | | 138.8 | 139.5 | 137.7 | -1.4 | -1.3 |
| Plumbing products | 0601 | | 126.4 | 126.3 | 120.5 | -4.5 | -4.6 |
| Other plastic construction products | 0602 | | 150.3 | 151.3 | 151.5 | -1 | .1 |
| Unsupp. plastic film/sheet/other shapes | 0722 | | 145.1 | 144.7 | 144.7 | 6.7 | 0 |
| Laminated plastic sheets, rods, and tube | 0723 | | 154.3 | 154.3 | 154.4 | .7 | .1 |
| Packaging products from plastics | 0725 | | 135.6 | 139.5 | 140.3 | 8.9 | .6 |
| Parts for manufacturing from plastics | 0726 | | 116.0 | 116.4 | 116.2 | .1 | -2 |
| Parts for transportation equip. | 01 | | 118.7 | 119.1 | 119.1 | -4 | 0 |
| Other parts and components for mfg. | 02 | | 111.4 | 111.5 | 111.5 | .2 | 0 |
| Plastic components for furniture | 03 | 12/82 | 135.4 | 137.3 | 135.8 | 3.3 | -1.1 |
| Consumer, institut., & comm. prod., nec. | 0728 | | 136.6 | 137.9 | 136.9 | 1.9 | -7 |
| Other plastic products | 0729 | 12/82 | 147.1 | 149.1 | 149.1 | 4.6 | 0 |
| Custom compounding of purchased plastic resins | 0196 | 12/99 | 105.9 | 108.0 | 108.1 | 6.7 | .1 |
| Reinforced fiberglass and plastic products, n.e.c. | 0197 | 12/99 | 104.0 | 103.9 | 103.9 | .5 | 0 |
| Foam products, ex. polystyrene and urethane | 0198 | 12/99 | 110.0 | 112.1 | (²) | (²) | (²) |
| Lumber and wood products | 08 | | 172.6 | 173.9 | 177.0 | 2.1 | 1.8 |
| Lumber | 081 | | 169.0 | 171.2 | 175.7 | 3.2 | 2.6 |
| Softwood lumber | 0811 | | 164.5 | 165.0 | 171.6 | .7 | 4.0 |
| Douglas fir, dressed | 01 | | 163.0 | 171.8 | 185.3 | 4.7 | 7.9 |
| Boards under 2 in. thick | 0125 | | 186.0 | 186.0 | 187.9 | -4.2 | 1.0 |
| 2 in. lumber | 0126 | | 154.6 | 165.7 | 182.5 | 7.4 | 10.1 |
| Timbers & lumber over 2 in. thick | 0127 | | 182.0 | 186.0 | 189.2 | 2.2 | 1.7 |
| Southern pine, dressed | 02 | | 141.3 | 136.6 | 139.0 | -7.6 | 1.8 |
| Boards under 2 in. thick | 0245 | | 158.9 | 157.9 | 149.0 | -13.3 | -5.6 |
| 2 in. lumber | 0246 | | 136.0 | 130.0 | 134.7 | -6.6 | 3.6 |
| Timbers & lumber over 2 in. thick | 0247 | | 152.8 | (²) | 157.7 | (²) | (²) |
| Other species, dressed | 03 | | 172.5 | 176.1 | 183.9 | -5 | 4.4 |
| Western species (ex. Douglas fir) | 0332 | 12/86 | 149.7 | 153.7 | 162.4 | -3.2 | 5.7 |
| Rough softwood lumber | 04 | | 162.2 | 159.5 | 166.6 | 8.1 | 4.5 |
| Eastern species | 0411 | 12/86 | 132.7 | 132.7 | 132.7 | 15.6 | 0 |
| Western species | 0412 | 12/86 | 171.5 | 165.1 | 181.9 | .4 | 10.2 |
| Flooring, siding, and cut stock | 05 | | 187.8 | 188.1 | 187.8 | -6 | -2 |
| Softwood cut stock | 0503 | | 200.3 | 200.7 | 200.4 | -6 | -1 |
| Hardwood lumber | 0812 | | 184.9 | 190.4 | 191.5 | 7.6 | .6 |
| Rough hardwood lumber | 01 | | 195.3 | 201.6 | 202.2 | 8.4 | .3 |
| Oak | 0107 | | 189.4 | 196.6 | 196.6 | 9.0 | 0 |
| Maple, gum, and ash rough | 0113 | 06/95 | 124.5 | 126.8 | 126.8 | 5.7 | 0 |
| Poplar | 0133 | | 128.3 | 128.4 | 128.4 | 3.5 | 0 |
| Other rough hardwood lumber | 0199 | 06/95 | 123.5 | 132.9 | 135.6 | 18.0 | 2.0 |
| Dressed hardwood lumber, ex. siding | 02 | | 170.2 | 171.5 | 171.4 | 5.1 | -1 |
| Oak | 0201 | | 156.4 | 158.8 | 158.7 | 4.5 | -1 |
| Other than oak | 0202 | | 182.8 | 182.5 | 182.5 | 5.6 | 0 |
| Hardwood dimension | 03 | | 190.1 | 189.6 | 189.1 | .4 | -3 |
| Hardwood dimension stock | 0311 | 06/84 | 163.9 | 163.4 | 162.8 | .1 | -4 |
| Wood frames for household furniture | 0312 | 06/84 | 166.7 | 166.7 | 166.8 | 1.3 | .1 |
| Hardwood flooring | 04 | 06/84 | 147.8 | 159.2 | 163.3 | 17.2 | 2.6 |
| Millwork | 082 | | 180.4 | 181.4 | 182.3 | 1.2 | .5 |
| General millwork | 0821 | | 184.5 | 185.3 | 185.8 | 1.3 | .3 |
| Wood kitchen cabinets and cabinetwork | 0101 | | 172.4 | 175.1 | 175.1 | 3.2 | 0 |

See footnotes at end of table.

Table 6. Producer price indexes and percent changes for commodity groupings and individual items, not seasonally adjusted—Continued

(1982=100 unless otherwise indicated)

| Commodity | Commodity code | Other index base | Index | | | Percent change July 2003 from: | |
|--|----------------|------------------|------------------------|------------------------|------------------------|--------------------------------|------------------|
| | | | Mar. 2003 ¹ | June 2003 ¹ | July 2003 ¹ | July 2002 | June 2003 |
| General millwork—Continued | 0821 | | | | | | |
| Vanities and other cabinetwork | 0103 | 06/84 | 163.3 | 162.9 | 163.0 | 0.9 | 0.1 |
| Wood window units | 0112 | 06/83 | 171.1 | 172.1 | 172.0 | 2.6 | -.1 |
| Wood sash | 0122 | 06/83 | 173.5 | 169.1 | 173.0 | -6.4 | 2.3 |
| Wood window and door frames | 0132 | 06/83 | 132.5 | 122.7 | 134.9 | -2.7 | 9.9 |
| Wood doors, flush and panel, interior and exterior | 0142 | 06/83 | 164.2 | 164.3 | 164.3 | .2 | 0 |
| Other wood doors, incl. garage, screen, storm, etc. | 0152 | 06/83 | 168.5 | 169.3 | 169.3 | 2.4 | 0 |
| Wood mouldings, ex. prefinished from purchased mldgs | 0162 | 06/83 | 154.6 | 154.4 | 155.1 | -4.2 | .5 |
| Mirror and picture frames | 0175 | 06/02 | 99.1 | 99.1 | 99.1 | -.9 | 0 |
| Other millwork products | 0183 | 06/83 | 188.7 | 189.1 | 189.0 | 1.4 | -.1 |
| Prefabricated structural members | 0822 | | 166.6 | 168.9 | 170.5 | .5 | .9 |
| Roof trusses | 0101 | | 162.0 | 163.9 | 167.6 | 1.3 | 2.3 |
| Floor trusses, including I-beam floor joists | 0102 | | 199.7 | 201.6 | 204.6 | -.2 | 1.5 |
| Glued-laminated lumber | 0103 | | 135.3 | 139.6 | 129.2 | -3.9 | -7.4 |
| Other fabricated structural wood products | 0106 | | 185.6 | 187.0 | 184.1 | -.6 | -1.6 |
| Miscellaneous millwork products | 0823 | 06/84 | 162.5 | 162.7 | 164.8 | 1.5 | 1.3 |
| Plywood | 083 | | 146.0 | 149.0 | 162.1 | 7.6 | 8.8 |
| Softwood plywood | 0831 | | 154.0 | 162.8 | 188.6 | 17.1 | 15.8 |
| Western, inland and other non-southern | 01 | | 158.3 | 167.5 | 197.2 | 17.9 | 17.7 |
| Unsanded, except cdx | 0112 | | 149.3 | 156.2 | 186.1 | 20.9 | 19.1 |
| Sanded, including a-c | 0117 | 12/86 | 157.2 | 166.2 | 172.9 | 1.3 | 4.0 |
| Southern | 02 | | 149.7 | 161.6 | 191.2 | 26.8 | 18.3 |
| Cdx | 0201 | | 150.2 | 162.3 | 193.9 | 27.7 | 19.5 |
| Unsanded, except cdx | 0203 | | 153.7 | 167.9 | 195.4 | 25.3 | 16.4 |
| Sanded, including a-c | 0221 | | 144.2 | 147.1 | 171.2 | 24.9 | 16.4 |
| Softwood plywood type products | 03 | | 160.0 | 162.2 | 162.5 | -3.6 | .2 |
| Hardwood plywood and related products | 0832 | | 129.8 | 129.1 | 128.7 | -2.6 | -.3 |
| Hardwood plywood | 0103 | 06/85 | 141.4 | 140.5 | 139.9 | -3.3 | -.4 |
| Hardwood plywood products, incl. reinforced panels | 0105 | 06/85 | 152.0 | 152.0 | 152.0 | 0 | 0 |
| Softwood plywood veneer, ex. rein./backe | 0833 | | 178.0 | 166.4 | 169.3 | -.2 | 1.7 |
| Hardwood plywood veneer | 0834 | 06/85 | 131.3 | 129.8 | 129.9 | -6.1 | .1 |
| Other wood products | 084 | | 128.7 | 129.5 | 129.8 | 2.2 | .2 |
| Wood pallets and skids | 0841 | | 177.8 | 179.1 | 179.1 | 2.8 | 0 |
| Boxes | 0842 | | 155.8 | 157.0 | 157.0 | 1.6 | 0 |
| Nailed or lock-corner wooden boxes | 0101 | 06/85 | 126.3 | 127.2 | 127.2 | 1.1 | 0 |
| Wirebound boxes | 0124 | 12/85 | 158.1 | 160.0 | 158.6 | 1.2 | -.9 |
| Veneer and plywood containers, except boxes & crates | 0125 | 12/85 | 216.8 | 223.0 | 223.0 | 2.9 | 0 |
| Slack and tight cooperage | 0126 | 12/85 | 174.7 | 174.7 | 174.7 | 0 | 0 |
| Miscellaneous wood products | 0849 | | 99.6 | 99.9 | 100.5 | 1.8 | .6 |
| Miscellaneous wood products - non-contract | 01 | | 98.4 | 98.7 | 99.3 | 1.8 | .6 |
| Wood chips | 0101 | | 84.5 | 84.8 | 85.3 | 1.9 | .6 |
| Railway and mine ties | 0102 | | 177.3 | 178.3 | 180.9 | 8.3 | 1.5 |
| Shingles, shakes, cooperage stock and excelsior | 0105 | 12/85 | 221.7 | 221.8 | 221.8 | -.4 | 0 |
| Other sawmill/planning mill products | 0109 | 06/95 | 105.8 | 107.7 | 107.7 | 2.0 | 0 |
| Mfg of lumber owned by others (contract wk | 02 | 12/86 | 131.4 | 131.4 | (²) | (²) | (²) |
| Logs, bolts, timber and pulpwood | 085 | | 180.2 | 178.8 | 178.5 | -1.0 | -.2 |
| Logs, bolts, timber and pulpwood | 0851 | | | | | | |
| Softwood logs, bolts and timber | 01 | | 212.9 | 207.5 | 206.2 | -5.3 | -.6 |
| Douglas fir logs, bolts and timber | 0101 | | 235.9 | 226.7 | 226.7 | -3.3 | 0 |
| Other softwood logs and bolts | 0102 | | 193.7 | 190.3 | 188.6 | -6.4 | -.9 |
| Hardwood logs, bolts and timber | 02 | | 106.1 | (²) | 117.1 | 10.4 | (²) |
| Pulpwood | 03 | | 84.2 | 85.7 | 86.9 | 13.3 | 1.4 |
| Softwood pulpwood | 0301 | | 80.6 | 81.8 | 81.9 | 9.1 | .1 |
| Hardwood pulpwood | 0302 | | 86.4 | 89.0 | 93.0 | 25.5 | 4.5 |
| Other roundwood products | 04 | 06/86 | 149.5 | 149.1 | 149.1 | 3.5 | 0 |
| Prefabricated wood buildings & component | 086 | 12/84 | 182.8 | 186.4 | 186.6 | 3.3 | .1 |
| Prefabricated wood buildings & component | 0861 | | | | | | |
| Components not sold as complete units | 0101 | 12/84 | 176.2 | 192.9 | 195.3 | 11.5 | 1.2 |
| Precut packages sold as complete units | 0102 | 12/84 | 225.1 | 228.4 | 228.4 | 4.1 | 0 |
| Panelized buildings sold as complete units | 0103 | 12/84 | 177.3 | 177.4 | 177.4 | .9 | 0 |
| Modular buildings shipped with floor & walls | 0104 | 12/84 | 166.1 | 168.5 | 168.5 | 2.1 | 0 |

See footnotes at end of table.

Table 6. Producer price indexes and percent changes for commodity groupings and individual items, not seasonally adjusted—Continued

(1982=100 unless otherwise indicated)

| Commodity | Commodity code | Other index base | Index | | | Percent change July 2003 from: | |
|--|----------------|------------------|------------------------|------------------------|------------------------|--------------------------------|------------------|
| | | | Mar. 2003 ¹ | June 2003 ¹ | July 2003 ¹ | July 2002 | June 2003 |
| Treated wood and contract wood preservin | 087 | 06/85 | 149.4 | 149.3 | 153.4 | -0.3 | 2.7 |
| Treated wood and contract wood preservin | 0871 | | | | | | |
| Treated wood | 01 | 06/85 | 149.6 | 149.5 | 153.8 | -.3 | 2.9 |
| Poles, piles, and posts | 0101 | 06/85 | 176.6 | 176.0 | 176.3 | -.3 | .2 |
| Other wood products | 0102 | 06/85 | 137.4 | 137.4 | 142.3 | -.2 | 3.6 |
| Contract wood preserving | 02 | 06/85 | 134.6 | 134.7 | 133.3 | .4 | -1.0 |
| Pulp, paper, and allied products | 09 | | 189.1 | 190.0 | 190.1 | 2.1 | .1 |
| Pulp, paper, and prod., ex. bldg. paper | 091 | | 157.0 | 157.8 | 157.4 | 1.2 | -.3 |
| Woodpulp | 0911 | | 115.9 | 125.9 | 124.7 | 6.9 | -1.0 |
| Paper-making woodpulp | 02 | | 107.4 | 119.6 | 118.2 | 8.1 | -1.2 |
| Sulfate woodpulp, including soda | 0213 | 12/99 | 84.1 | 93.7 | 92.9 | 8.5 | -.9 |
| Sulfite and other woodpulp | 0223 | 12/82 | 65.3 | (²) | (²) | (²) | (²) |
| Pulp, other than wood, inc pulp mill bypro | 04 | 12/82 | 184.0 | (²) | 189.7 | 8.8 | (²) |
| Wastepaper | 0912 | | 195.8 | 202.7 | 195.6 | -5.3 | -3.5 |
| News | 01 | | 219.0 | 208.5 | 197.6 | -12.1 | -5.2 |
| Northeast | 0121 | 12/86 | 138.2 | 125.0 | 115.5 | -5.7 | -7.6 |
| North Central | 0122 | 12/86 | 63.7 | 64.9 | 61.7 | -9.9 | -4.9 |
| South | 0123 | 12/86 | 159.2 | 157.7 | 146.9 | -25.5 | -6.8 |
| West | 0124 | 12/86 | 160.4 | (²) | (²) | (²) | (²) |
| Mixed papers | 02 | | 537.2 | 605.6 | 544.5 | -17.2 | -10.1 |
| Northeast | 0221 | 12/86 | 1334.2 | 1458.6 | 1317.8 | -26.1 | -9.7 |
| North Central | 0222 | 12/86 | 207.7 | 220.2 | 207.5 | -18.0 | -5.8 |
| South | 0223 | 12/86 | 677.8 | 889.4 | 751.6 | -2.8 | -15.5 |
| West | 0224 | 12/86 | 446.8 | (²) | 359.0 | -6.7 | (²) |
| Corrugated | 03 | | 218.8 | 220.3 | 198.6 | -36.7 | -9.9 |
| Northeast | 0321 | 12/86 | 46.8 | 40.7 | 38.3 | -45.7 | -5.9 |
| North Central | 0322 | 12/86 | 143.1 | 167.7 | 156.6 | -35.7 | -6.6 |
| South | 0323 | 12/86 | 122.1 | 132.3 | 118.5 | -44.5 | -10.4 |
| West | 0324 | 12/86 | 68.2 | (²) | (²) | (²) | (²) |
| High grades (pulp substitutes & deinking) | 07 | 12/86 | 118.1 | 128.6 | 125.9 | 19.9 | -2.1 |
| Northeast | 0721 | 12/86 | 57.1 | 55.9 | 54.9 | 13.9 | -1.8 |
| North Central | 0722 | 12/86 | 134.7 | 156.6 | 152.1 | 22.8 | -2.9 |
| South | 0723 | 12/86 | 124.7 | 133.1 | 132.1 | 23.9 | -.8 |
| West | 0724 | 12/86 | 186.5 | (²) | (²) | (²) | (²) |
| Exports (all grades) | 08 | 12/86 | 130.8 | 120.5 | 119.5 | -25.2 | -.8 |
| Paper | 0913 | | 145.5 | 146.9 | 146.9 | 1.9 | 0 |
| Writing and printing papers | 01 | | 144.8 | 145.9 | 145.9 | 1.6 | 0 |
| Ground wood paper, uncoated | 0101 | 12/99 | 85.8 | 104.2 | 97.1 | 8.0 | -6.8 |
| Clay coated printing and converting paper | 0118 | 06/99 | 99.8 | 98.6 | 99.2 | 2.0 | .6 |
| Publication and printing paper, all types | 0124 | 12/99 | 103.0 | 104.0 | 103.9 | .7 | -.1 |
| Bond and all writing paper | 0138 | 12/99 | 103.7 | 102.3 | 102.8 | -.3 | .5 |
| Cover & text papers & misc. uncoated freesheet | 0144 | 12/99 | 103.3 | 102.5 | 104.3 | .4 | 1.8 |
| Cotton fiber paper and thin paper | 0145 | 12/99 | 105.0 | 105.9 | 105.9 | 1.5 | 0 |
| Newsprint | 02 | | 106.3 | 112.2 | 112.2 | 11.1 | 0 |
| Packaging and industrial converting paper | 03 | | 171.2 | 170.6 | 171.6 | -.1 | .6 |
| Unbleached kraftpackaging/industrial convt. paper | 0303 | 12/99 | 102.2 | (²) | 100.9 | -3.0 | (²) |
| Packaging/industrial convt. paper, ex unbleach kraft | 0319 | 12/99 | 107.1 | 110.1 | 108.9 | 2.6 | -1.1 |
| Coated and laminated single and multi-web paper | 0321 | 12/87 | 138.2 | 137.7 | 138.0 | 1.2 | .2 |
| Coated and laminated single and multi-web film | 0322 | 12/87 | 141.6 | 142.2 | 142.4 | -.3 | .1 |
| Coated and laminated paper, n.e.c. | 05 | 12/82 | 155.6 | 155.8 | 154.0 | -.8 | -1.2 |
| Paperboard | 0914 | | 164.4 | 163.1 | 162.4 | .4 | -.4 |
| Corrugated paperboard in sheets and rolls | 05 | | 163.5 | 162.9 | 162.8 | 1.5 | -.1 |
| Paperboard, ex. corrugated paperboard | 11 | 12/82 | 172.3 | 170.7 | 169.9 | .2 | -.5 |
| Bleached pkg. & ind. converting paperboard | 1103 | 12/82 | 162.3 | 159.1 | 159.5 | -.5 | .3 |
| Semichemical paperboard | 1104 | 12/82 | 166.8 | 165.3 | 160.9 | .8 | -2.7 |
| Recycled paperboard | 1105 | 12/82 | 188.6 | 188.3 | 187.9 | .8 | -.2 |
| Unbleached kraft packaging/indust. convert. paperbrd | 1107 | 12/99 | 101.1 | 100.1 | 99.4 | .1 | -.7 |
| Converted paper and paperboard products | 0915 | | 165.5 | 165.4 | 165.4 | 1.4 | 0 |
| Sanitary paper products, including stock | 01 | | 150.5 | 150.2 | 149.9 | .7 | -.2 |
| Paper, plastic, and foil bags | 02 | | 178.0 | 179.7 | 179.3 | 4.1 | -.2 |
| Grocers' and variety bags (paper) | 0214 | 12/83 | 237.6 | 235.7 | 236.2 | 2.8 | .2 |
| Specialty bags and liners | 0216 | 12/83 | 135.3 | 137.3 | 136.8 | 5.1 | -.4 |
| Shipping sacks and multiwall bags, all | 0218 | 12/83 | 197.5 | 197.5 | 197.5 | 0 | 0 |
| Paper boxes and containers | 03 | | 173.7 | 172.9 | 172.7 | .8 | -.1 |
| Corrugated shipping containers | 0301 | 06/87 | 154.0 | 152.5 | 152.8 | 1.0 | .2 |
| Setup paperboard boxes | 0322 | 12/83 | 167.3 | 167.3 | 167.3 | .2 | 0 |
| Folding paperboard boxes, including retail food | 0332 | 12/83 | 145.8 | 146.4 | 145.5 | -.5 | -.6 |
| Paperboard fiber drums | 0337 | | 196.8 | (²) | 196.8 | .2 | (²) |
| Cups and liquid-tight containers | 0352 | 06/85 | 207.0 | 206.0 | 196.5 | -1.7 | -4.6 |

See footnotes at end of table.

Table 6. Producer price indexes and percent changes for commodity groupings and individual items, not seasonally adjusted—Continued

(1982=100 unless otherwise indicated)

| Commodity | Commodity code | Other index base | Index | | | Percent change July 2003 from: | |
|--|----------------|------------------|------------------------|------------------------|------------------------|--------------------------------|------------------|
| | | | Mar. 2003 ¹ | June 2003 ¹ | July 2003 ¹ | July 2002 | June 2003 |
| Converted paper and paperboard products—Continued | 0915 | | | | | | |
| Other sanitary food containers | 0359 | 06/85 | 136.4 | 140.7 | 140.7 | 4.9 | 0.0 |
| Packaging accessories | 04 | | 174.9 | 175.1 | 175.1 | 2.4 | 0 |
| Other corrugated and solid fiber products | 0441 | | 239.0 | 239.4 | 239.3 | 2.8 | 0 |
| Gift wrapping paper | 0451 | 06/85 | 139.6 | 139.6 | 139.6 | 0 | 0 |
| Office supplies and accessories | 06 | | 138.3 | 137.7 | 137.8 | 1.8 | .1 |
| Envelopes | 0636 | 12/84 | 129.3 | 129.7 | 129.6 | 2.7 | -1 |
| Inked ribbons | 0642 | 12/85 | 95.7 | 95.8 | 95.7 | -1.2 | -1 |
| Carbon and stencil paper | 0644 | 12/85 | 155.7 | 155.7 | (²) | (²) | (²) |
| File folders | 0645 | | 144.3 | 144.3 | 144.4 | -1 | .1 |
| Stationery | 0652 | 06/85 | 155.3 | 155.3 | 155.3 | .2 | 0 |
| Tablets and related products | 0653 | 06/85 | 159.3 | 152.5 | 153.7 | -2.9 | .8 |
| Other die-cut paper or board office supplies | 0654 | 12/89 | 101.3 | 101.3 | 101.3 | .2 | 0 |
| Business machine paper & other paper office supplies | 0655 | 06/90 | 111.0 | 111.0 | 111.0 | 12.5 | 0 |
| Fiber and composite cans & related product | 07 | | 218.8 | 223.8 | 223.8 | 2.3 | 0 |
| Pressed and molded pulp goods | 08 | 06/85 | 139.6 | 141.8 | 143.6 | 3.8 | 1.3 |
| Misc. converted paper and board products | 09 | 12/84 | 147.8 | 148.2 | 150.4 | 1.8 | 1.5 |
| Pasted, lined, laminated or surface coated | 0901 | 12/84 | 180.2 | 178.5 | 177.6 | -1 | -5 |
| Wall coverings | 0902 | 06/85 | 125.3 | 125.4 | 125.4 | -3 | 0 |
| Other converted paper and board products | 0999 | 12/84 | 145.6 | 146.9 | 150.7 | 2.9 | 2.6 |
| Pressure sensitive and gummed products | 0916 | 12/82 | 142.6 | 144.4 | 144.6 | 0 | .1 |
| Pressure sensitive products | 0101 | 12/82 | 142.0 | 143.8 | 144.1 | 0 | .2 |
| Building paper & building board mill pro | 092 | | 133.4 | 146.1 | 164.3 | 26.2 | 12.5 |
| Hardboard, particleboard & fiberboard pr | 0922 | | 126.4 | 138.9 | 157.3 | 27.8 | 13.2 |
| Particleboard and fiberboard | 01 | | 127.8 | 143.7 | 168.0 | 36.0 | 16.9 |
| Particleboard | 0123 | 12/82 | 129.6 | 135.2 | 136.7 | 0 | 1.1 |
| Particleboard, extruded-type | 0124 | 12/82 | 141.0 | 178.3 | 242.4 | 103.2 | 36.0 |
| Medium density fiberboard | 0131 | 06/84 | 102.1 | 105.1 | 104.3 | .8 | -8 |
| Prefinished particleboard & mdf made from pure matls | 0141 | 12/02 | 97.1 | 97.2 | 97.6 | (²) | .4 |
| Hardboard and fabricated hardboard product | 02 | 06/84 | 113.6 | 114.4 | 113.2 | -3 | -1.0 |
| Building board, const. paper & felt stoc | 0923 | 12/85 | 159.5 | 166.8 | 166.8 | 3.6 | 0 |
| Insulating fiberboard | 0102 | 06/91 | 134.0 | 148.1 | 148.1 | 8.3 | 0 |
| Publications, printed matter & printing | 093 | | 221.3 | 221.7 | 221.8 | 2.2 | 0 |
| Newspapers | 0931 | | 305.2 | 306.1 | 306.1 | 3.4 | 0 |
| Circulation | 01 | | 229.7 | 230.0 | 230.0 | 1.8 | 0 |
| Daily & Sunday newspapers (subscriptions and sales) | 0101 | 06/99 | 111.5 | 111.5 | 111.5 | 1.7 | 0 |
| Weekly & other newspapers (subscriptions and sales) | 0105 | 06/99 | 106.5 | 107.6 | 107.6 | 1.2 | 0 |
| Advertising | 02 | | 330.7 | 331.8 | 331.8 | 3.8 | 0 |
| Daily & Sunday newspapers (advertising) | 0201 | 06/99 | 119.1 | 119.5 | 119.5 | 3.9 | 0 |
| Weekly and other newspapers (advertising) | 0205 | 06/99 | 114.4 | 114.4 | 114.4 | 2.7 | 0 |
| Periodicals | 0932 | | 268.7 | 268.7 | 269.5 | 4.1 | .3 |
| Circulation | 01 | | 220.2 | 220.7 | 220.7 | 5.1 | 0 |
| Special business/professional periodicals, subscrip | 0129 | 06/99 | 113.8 | 113.8 | 113.8 | 6.3 | 0 |
| General & consumer periodicals, subscriptions | 0145 | 06/99 | 107.5 | 108.3 | 108.3 | 3.8 | 0 |
| General & consumer periodicals, single copy sales | 0152 | 06/99 | 114.0 | 114.0 | 114.0 | 5.0 | 0 |
| Advertising | 02 | | 315.1 | 314.7 | 316.4 | 3.6 | .5 |
| Specialized business/professional periodicals, adver | 0229 | 06/99 | 121.1 | 121.1 | 121.1 | 3.5 | 0 |
| General & consumer periodicals, advertising | 0238 | 06/99 | 126.5 | 126.3 | 127.4 | 3.7 | .9 |
| Other periodicals: circulation/advertising | 03 | 06/99 | 102.2 | 101.4 | 101.4 | -4 | 0 |
| Farm periodicals | 0301 | 06/99 | 103.5 | 97.3 | 97.3 | -4.0 | 0 |
| Other periodicals | 0303 | 06/99 | 101.6 | (²) | 101.6 | .1 | (²) |
| Book publishing | 0933 | | 240.5 | 242.9 | 243.8 | 3.4 | .4 |
| Textbooks | 01 | | 365.6 | 370.8 | 370.9 | 5.8 | 0 |
| Technical, scientific & professional books | 02 | | 216.9 | 222.3 | 224.2 | 5.3 | .9 |
| Religious books | 03 | | 182.7 | 182.7 | 183.0 | -6 | .2 |
| General books | 04 | | 187.2 | 186.9 | 187.8 | .6 | .5 |
| Mass market rack-size book publishing | 0414 | | 219.7 | 219.7 | 219.7 | (²) | 0 |
| Adult trade and juvenile | 0416 | 06/88 | 159.5 | 159.1 | 159.5 | .3 | .3 |
| Book club and mail order book publishing | 0417 | 06/88 | 119.7 | 119.7 | 121.3 | (²) | 1.3 |
| General reference books | 05 | | 157.6 | 158.4 | 158.2 | 3.1 | -1 |
| Other books, incl. music books & pamphlets | 08 | 06/88 | 176.0 | 176.2 | 176.2 | .5 | 0 |
| Other book publishing, excluding pamphlets | 0801 | 06/88 | 198.2 | 198.6 | 198.6 | -2 | 0 |
| Book printing | 0934 | 12/83 | 151.8 | 151.9 | 151.0 | -5 | -6 |
| Textbooks, printing and binding | 0105 | 06/93 | 98.9 | 99.1 | 95.3 | -6.2 | -3.8 |
| Technical, scientific & profes. printing & binding | 0106 | 06/93 | 103.5 | 103.5 | 102.9 | -6 | -6 |
| Religious book printing | 0107 | 06/93 | 99.3 | 98.2 | 101.9 | 4.6 | 3.8 |
| General book (trade, etc.), printing and binding | 0108 | 06/93 | 105.4 | 105.2 | 105.2 | .4 | 0 |
| Other books and pamphlets | 0109 | 06/93 | 121.7 | 122.3 | 122.1 | 1.4 | -2 |

See footnotes at end of table.

Table 6. Producer price indexes and percent changes for commodity groupings and individual items, not seasonally adjusted—Continued

(1982=100 unless otherwise indicated)

| Commodity | Commodity code | Other index base | Index | | | Percent change July 2003 from: | |
|---|----------------|------------------|------------------------|------------------------|------------------------|--------------------------------|------------------|
| | | | Mar. 2003 ¹ | June 2003 ¹ | July 2003 ¹ | July 2002 | June 2003 |
| Manifold business forms | 0935 | 12/83 | 202.9 | 203.4 | 201.4 | -0.4 | -1.0 |
| Unit set forms | 0101 | 12/83 | 224.1 | 224.6 | 224.4 | 1.4 | -1 |
| Manifold books | 0102 | 12/83 | 206.1 | 206.1 | 206.1 | 4.7 | 0 |
| Custom continuous forms | 0103 | 12/83 | 181.3 | 182.0 | 181.8 | -6 | -1 |
| Stock continuous forms | 0104 | 12/83 | 210.4 | 210.4 | 201.7 | -3.4 | -4.1 |
| Greeting cards and misc. publishing | 0936 | 06/84 | 220.4 | 220.8 | 222.3 | 4.0 | .7 |
| Greeting card publishing | 0104 | 12/85 | 196.6 | 197.4 | 199.2 | 3.8 | .9 |
| Miscellaneous publishing | 0105 | 12/89 | 174.8 | 175.0 | 176.1 | 4.1 | .6 |
| Commercial printing | 0937 | 06/82 | 158.4 | 158.4 | 158.0 | .3 | -.3 |
| Magazine and periodical printing | 01 | 06/82 | 123.5 | 123.7 | 124.2 | 1.1 | .4 |
| Lithographic | 0102 | 06/82 | 129.1 | 129.5 | 130.1 | 1.1 | .5 |
| Gravure | 0103 | 06/82 | 93.6 | (²) | 92.6 | 1.0 | (²) |
| Label and wrapper printing for packaging | 02 | 06/82 | 168.1 | 168.1 | 168.2 | 4.2 | .1 |
| Letterpress | 0201 | 06/82 | 194.4 | (²) | 194.5 | 6.8 | (²) |
| Lithographic | 0202 | 06/82 | 141.2 | 141.2 | 141.2 | 0 | 0 |
| Gravure | 0203 | 06/82 | 127.4 | 127.1 | 127.6 | .3 | .4 |
| Catalog and directory printing | 03 | 06/82 | 125.9 | 126.0 | 125.9 | .5 | -.1 |
| Lithographic | 0302 | 06/82 | 136.7 | 136.8 | 136.7 | .4 | -.1 |
| Gravure | 0303 | 06/82 | 91.7 | (²) | (²) | (²) | (²) |
| Financial and legal printing | 04 | 06/82 | 173.4 | 168.4 | 172.1 | -4.4 | 2.2 |
| Lithographic | 0402 | 06/82 | 162.4 | 157.7 | 161.2 | -4.4 | 2.2 |
| Advertising printing | 05 | 06/82 | 150.7 | 151.2 | 149.2 | -1.6 | -1.3 |
| Lithographic | 0502 | 06/82 | 146.6 | 147.1 | 145.0 | -1.4 | -1.4 |
| Gravure | 0503 | 06/82 | 114.7 | 114.7 | 114.7 | -7.4 | 0 |
| Other general job printing | 06 | 06/82 | 205.4 | 205.6 | 205.5 | 1.3 | 0 |
| Letterpress | 0601 | 06/82 | 208.0 | 208.0 | 208.1 | 7.9 | 0 |
| Lithographic | 0602 | 06/82 | 204.7 | 204.8 | 204.7 | .5 | 0 |
| Gravure | 0603 | 06/82 | 112.2 | (²) | 113.4 | .7 | (²) |
| Commercial printing, n.e.c. | 11 | 12/88 | 124.6 | 124.5 | 124.4 | -.3 | -.1 |
| Screen printing, excluding textiles | 1101 | 06/82 | 140.2 | 139.9 | 140.0 | .1 | .1 |
| Engraving | 1102 | 12/84 | 202.6 | (²) | 202.6 | .4 | (²) |
| Laser printing | 1103 | 12/88 | 119.0 | 116.8 | 115.9 | -4.1 | -.8 |
| Flexographic printing | 1104 | 12/96 | 104.2 | 106.6 | 106.6 | 2.1 | 0 |
| Blankbooks, binders, and bookbinding wor | 0938 | 06/85 | 162.4 | 162.0 | 162.2 | .5 | .1 |
| Blankbooks, looseleaf binders, and devices | 01 | 06/85 | 166.8 | 166.7 | 166.7 | 0 | 0 |
| Blankbook making | 0101 | 06/85 | 181.2 | 181.3 | 181.5 | .6 | .1 |
| Looseleaf binders and devices | 0102 | 06/85 | 143.7 | 143.3 | 143.3 | -.6 | 0 |
| Bookbinding and related work | 02 | 12/85 | 147.5 | 146.9 | 147.1 | 1.2 | .1 |
| Hardcover bookbinding | 0201 | 12/85 | 150.9 | 151.1 | 150.9 | 2.4 | -.1 |
| Other bookbinding | 0202 | 12/85 | 146.0 | 145.2 | 145.5 | 1.0 | .2 |
| Services for the printing trade | 0939 | 06/85 | 112.1 | 112.1 | 112.1 | -1.8 | 0 |
| Typesetting | 01 | 06/85 | 121.6 | 121.5 | 121.5 | -3.4 | 0 |
| Platemaking services | 04 | 12/85 | 105.5 | 105.5 | 105.5 | 0 | 0 |
| Preparation of lithographic plates | 0401 | 12/85 | 107.0 | 107.0 | 107.0 | -.3 | 0 |
| Lithographic platemaking services | 0402 | 12/85 | 98.6 | 98.6 | 98.6 | 0 | 0 |
| Platemaking services, except lithographic | 0403 | 12/90 | 118.4 | 118.4 | 118.4 | 0 | 0 |
| Metals and metal products | 10 | | 128.5 | 128.4 | 128.3 | 1.2 | -.1 |
| Iron and steel | 101 | | 120.7 | 119.3 | 119.1 | 2.8 | -.2 |
| Iron ore | 1011 | | 95.3 | 95.2 | 96.1 | 1.2 | .9 |
| Iron and steel scrap | 1012 | | 176.1 | 162.8 | 168.6 | 10.8 | 3.6 |
| Carbon steel scrap | 11 | 12/86 | 168.9 | 156.1 | 161.7 | 10.8 | 3.6 |
| Heavy melting scrap | 1191 | 06/96 | 88.6 | 80.4 | 82.6 | 8.8 | 2.7 |
| Carbon steel scrap bundles | 1192 | 06/96 | 91.4 | 85.3 | 89.1 | 11.7 | 4.5 |
| Shredded carbon steel scrap | 1193 | 06/96 | 89.2 | 80.4 | 84.5 | 14.3 | 5.1 |
| Cut plate and structural scrap | 1194 | 06/96 | 94.2 | 90.5 | 94.2 | 14.9 | 4.1 |
| Other carbon steel scrap | 1195 | 06/96 | 90.5 | 86.4 | 85.2 | .2 | -1.4 |
| Foundry and forge shop products | 1015 | | 137.0 | 137.2 | 137.4 | .5 | .1 |
| Pressure & soil pipe & fittings, cast iron | 02 | | 189.0 | 190.5 | 190.5 | 1.0 | 0 |
| Pressure pipe and fittings, ductile iron | 0237 | | 146.8 | 146.8 | 146.8 | 0 | 0 |
| Pressure pipe and fittings, gray iron | 0239 | | 188.1 | 188.1 | 187.4 | 8.0 | -.4 |
| Motor vehicle castings, gray/ductile iron | 03 | | 130.2 | 130.2 | 131.0 | 1.0 | .6 |
| Castings for passenger cars, gray iron | 0321 | | 138.6 | 136.5 | 136.5 | -1.6 | 0 |
| Castings for other motor vehicles, gray iron | 0322 | | 127.0 | 127.1 | 131.0 | 3.5 | 3.1 |
| Castings for passenger cars, ductile iron | 0323 | | 118.8 | 118.5 | 118.5 | .5 | 0 |
| Castings for other motor vehicles, ductile iron | 0324 | | 112.9 | 117.3 | 117.3 | 5.4 | 0 |
| Gray & ductile iron castings, other | 04 | | 134.2 | 134.6 | 134.8 | .6 | .1 |
| Castings for construction & utility use | 0425 | | 139.7 | 139.7 | 140.7 | .5 | .7 |
| Ductile iron castings, other | 0427 | | 130.1 | 130.6 | 130.6 | .4 | 0 |

See footnotes at end of table.

Table 6. Producer price indexes and percent changes for commodity groupings and individual items, not seasonally adjusted—Continued

(1982=100 unless otherwise indicated)

| Commodity | Commodity code | Other index base | Index | | | Percent change July 2003 from: | |
|--|----------------|------------------|------------------------|------------------------|------------------------|--------------------------------|------------------|
| | | | Mar. 2003 ¹ | June 2003 ¹ | July 2003 ¹ | July 2002 | June 2003 |
| Foundry and forge shop products—Continued | 1015 | | | | | | |
| Gray iron castings, other | 0429 | | 139.6 | 140.2 | 140.3 | 0.7 | 0.1 |
| Malleable iron castings | 05 | | 151.9 | 151.2 | 151.2 | .7 | 0 |
| Steel investment castings | 06 | | 179.2 | 178.0 | 177.9 | -1.5 | -1.1 |
| Carbon and low alloy steel investment castings | 0614 | | 152.7 | 152.7 | 152.7 | 1.2 | 0 |
| High alloy steel investment castings | 0621 | | 184.6 | 186.5 | 186.3 | .7 | -1.1 |
| Hi-temp metal castings (iron, nickel, & cobalt base) | 0623 | 06/93 | 109.0 | 106.6 | 106.6 | -4.6 | 0 |
| Other steel castings, carbon steel | 07 | | 141.6 | 142.3 | 142.9 | 3.3 | .4 |
| All other carbon steel castings | 0736 | | 149.0 | 149.0 | 149.0 | 1.6 | 0 |
| Other steel casting, high alloy & stainless | 08 | | 135.8 | 136.2 | 136.2 | 1.0 | 0 |
| Other steel castings, low alloy steel | 09 | | 139.9 | 139.4 | 139.5 | .2 | .1 |
| All other low alloy steel castings | 0917 | | 140.4 | 140.0 | 140.0 | .2 | 0 |
| Open die or smith forgings, ferrous | 12 | 06/82 | 97.5 | 97.5 | 97.5 | .6 | 0 |
| Other forge shop products | 13 | 06/82 | 118.6 | 119.0 | 118.8 | .1 | -2 |
| Seamless rolled ring forgings | 1329 | 06/82 | 122.2 | (²) | (²) | (²) | (²) |
| Closed die forgings, ferrous | 1359 | 06/98 | 96.5 | 96.9 | 96.7 | .5 | -2 |
| Electrometallurgical products | 1016 | | 144.8 | 153.9 | 158.6 | 18.6 | 3.1 |
| Ferrosilicon | 07 | 06/01 | 110.9 | (²) | (²) | (²) | (²) |
| Ferrosilicon | 0701 | | 151.6 | (²) | (²) | (²) | (²) |
| Other ferroalloys and ferrous produc | 08 | 06/01 | 99.6 | 103.3 | 105.4 | 10.8 | 2.0 |
| Other ferroalloys and ferrous products | 0801 | 06/01 | 99.6 | 103.3 | 105.4 | 10.8 | 2.0 |
| Steel mill products | 1017 | | 109.4 | 109.1 | 107.9 | 1.8 | -1.1 |
| Semifinished steel mill products | 02 | 06/82 | 101.2 | 104.4 | 104.5 | -4 | .1 |
| Semifinished products, carbon | 0291 | 12/89 | 91.9 | 94.8 | 94.9 | -4 | .1 |
| Semifinished products, stainless | 0293 | 12/89 | 86.8 | 88.1 | 90.0 | 4.0 | 2.2 |
| Hot rolled sheet and strip, incl. tin mill | 03 | 06/82 | 115.8 | 113.1 | 110.8 | .1 | -2.0 |
| Sheets, h.r., carbon | 0311 | 12/89 | 100.1 | 97.0 | 92.7 | -9 | -4.4 |
| Sheets and strip, hot dipped galvanized, carbon | 0313 | 12/89 | 91.4 | 87.6 | 86.5 | 5.4 | -1.3 |
| Sheets and strip, electrolytic galvanized, carbon | 0315 | 12/89 | 95.6 | (²) | (²) | (²) | (²) |
| Tinplate | 0326 | 12/89 | 105.1 | 105.4 | 105.4 | -.7 | 0 |
| Other tin mill products | 0329 | 06/97 | 95.0 | 94.4 | 94.3 | -.6 | -1 |
| Hot rolled bars, plates, & structural shap | 04 | 06/82 | 96.3 | 98.8 | 98.0 | 1.7 | -.8 |
| Carbon plates | 0412 | 12/89 | 80.9 | 84.3 | 80.6 | -5.2 | -4.4 |
| Bars, h.r., carbon | 0422 | 12/89 | 98.4 | 99.2 | 99.1 | 5.4 | -1 |
| Bars, light structurals, carbon | 0424 | 12/89 | 94.3 | 101.3 | 101.9 | 14.1 | .6 |
| Concrete reinforcing bars, carbon | 0425 | 12/89 | 102.1 | 103.3 | 103.2 | 6.9 | -1 |
| Bars, h.r. (including light structural), alloy | 0441 | 12/89 | 104.3 | 104.4 | 104.4 | 2.8 | 0 |
| Plate and structurals, stainless | 0455 | 06/97 | 90.7 | 91.2 | 93.9 | 8.6 | 3.0 |
| Bars, h.r., stainless | 0461 | 12/89 | 82.9 | 82.3 | 82.9 | -8.7 | .7 |
| Steel wire | 05 | 06/82 | 100.6 | 100.1 | 101.2 | .8 | 1.1 |
| Carbon steel wire | 0521 | 06/97 | 92.2 | 91.7 | 92.8 | .4 | 1.2 |
| Wire, stainless steel | 0551 | 06/82 | 117.0 | 116.5 | 117.7 | 2.2 | 1.0 |
| Steel pipe and tubes | 06 | 06/82 | 113.2 | 112.7 | 113.5 | 4.9 | .7 |
| Line & standard pipe & oil country tubular gds, carb | 0618 | 06/97 | 102.3 | 102.4 | 102.9 | 2.8 | .5 |
| Structural pipe and tubing, carbon | 0627 | 06/82 | 106.4 | 102.8 | 101.4 | -7.3 | -1.4 |
| Mechanical tubing, carbon | 0629 | 06/97 | 97.5 | 95.8 | 96.5 | -.9 | .7 |
| Alloy pipe and tubing | 0651 | 06/97 | 148.3 | 148.3 | 149.2 | 23.1 | .6 |
| Pressure tubing, stainless | 0665 | 06/97 | 162.7 | 162.7 | 163.9 | 29.6 | .7 |
| Mechanical tubing, stainless | 0666 | 06/97 | 88.4 | 90.2 | 90.7 | 1.0 | .6 |
| Other pipe and tubing, incl. std. pipe, stainless | 0669 | 06/82 | 87.0 | 87.0 | 87.0 | -12.8 | 0 |
| Cold rolled sheets and strip | 07 | 06/82 | 119.5 | 118.5 | 115.2 | 1.9 | -2.8 |
| Sheets, c.r., carbon | 0711 | | 121.5 | 120.1 | 114.2 | 2.6 | -4.9 |
| Strip, c.r., carbon | 0715 | | 124.5 | 123.0 | 122.8 | -.6 | -2 |
| Sheets and strip, c.r., alloy | 0733 | 06/82 | 125.4 | 123.5 | 121.4 | -1.9 | -1.7 |
| Sheet and strip, c.r., stainless | 0753 | 06/97 | 86.5 | 87.2 | 88.0 | 3.4 | .9 |
| Cold finished bars | 08 | 06/82 | 103.0 | 103.5 | 104.4 | 1.0 | .9 |
| Bars, c.f., carbon | 0811 | | 101.3 | 102.3 | 102.3 | 1.9 | 0 |
| Bars, c.f., alloy | 0831 | | 86.1 | 87.4 | 89.2 | 3.0 | 2.1 |
| Bars, C.F., stainless | 0851 | 06/97 | 102.0 | 100.6 | 102.5 | -2.4 | 1.9 |
| Nonferrous metals | 102 | | 122.3 | 123.1 | 122.8 | 1.3 | -2 |
| Nonferrous metal ores | 1021 | 12/83 | 72.8 | 75.8 | 74.9 | 7.6 | -1.2 |
| Copper ores | 02 | 06/88 | 81.3 | 83.7 | (²) | (²) | (²) |
| Gold ores | 05 | 06/85 | 105.8 | 110.2 | 105.6 | 10.2 | -4.2 |
| Other nonferrous metal ores | 11 | 06/90 | 56.7 | 55.7 | 55.5 | -2.8 | -4 |
| Primary nonferrous metals | 1022 | | 104.1 | 103.0 | 103.1 | .9 | .1 |
| Primary nonferrous metals, except precious | 01 | | 107.0 | 106.0 | 106.0 | .7 | 0 |
| Primary aluminum, except extrusion billet | 0115 | 12/99 | 95.3 | 91.9 | 91.8 | .4 | -1 |
| Aluminum extrusion billet | 0121 | | 123.4 | 119.3 | 119.2 | -1.4 | -1 |
| Lead, pig, common | 0127 | | 169.1 | 169.0 | 169.7 | .7 | .4 |
| Copper cathode and refined copper | 0131 | 12/96 | 70.6 | 71.0 | 72.0 | 4.2 | 1.4 |
| Zinc, slab, special high grade | 0133 | | 104.3 | 102.2 | 107.9 | .9 | 5.6 |
| Cadmium metal, 99.90 pct. min. | 0141 | 12/98 | 185.7 | 200.0 | 200.0 | 154.5 | 0 |

See footnotes at end of table.

Table 6. Producer price indexes and percent changes for commodity groupings and individual items, not seasonally adjusted—Continued

(1982=100 unless otherwise indicated)

| Commodity | Commodity code | Other index base | Index | | | Percent change July 2003 from: | |
|--|----------------|------------------|------------------------|------------------------|------------------------|--------------------------------|------------------|
| | | | Mar. 2003 ¹ | June 2003 ¹ | July 2003 ¹ | July 2002 | June 2003 |
| Primary nonferrous metals—Continued | 1022 | | | | | | |
| Magnesium, pig ingot | 0151 | | 101.3 | 99.5 | 98.6 | -26.6 | -0.9 |
| Other nonferrous metals, unalloyed | 0181 | 06/88 | 126.5 | 126.5 | (²) | (²) | (²) |
| Precious metals | 02 | | 80.2 | 79.6 | 80.1 | 5.1 | .6 |
| Gold, refined | 0271 | | 92.1 | 93.6 | 92.0 | 11.0 | -1.7 |
| Silver, bar, refined, .999 fine | 0272 | | 58.9 | 56.5 | 59.0 | -7.1 | 4.4 |
| Platinum | 0273 | | 143.3 | 134.5 | 141.0 | 27.4 | 4.8 |
| Nonferrous scrap | 1023 | | 142.1 | 140.3 | 142.7 | 3.6 | 1.7 |
| Copper base scrap | 01 | | 121.4 | 124.0 | 123.1 | 7.8 | -.7 |
| No. 1 copper scrap, including wire | 0101 | 12/86 | 104.9 | 104.4 | 106.5 | 3.5 | 2.0 |
| No. 2 copper scrap, including wire | 0102 | 12/86 | 136.1 | 140.4 | 142.2 | 10.9 | 1.3 |
| Yellow brass scrap | 0103 | 12/86 | 133.3 | 141.1 | 140.8 | 12.1 | -.2 |
| Other copper and brass scrap | 0104 | 12/86 | 133.2 | 134.5 | (²) | (²) | (²) |
| Aluminum base scrap | 02 | | 170.2 | 165.7 | 166.2 | 2.0 | .3 |
| Solids and clippings, new scrap | 0201 | 12/86 | 135.0 | 136.1 | 138.1 | 1.9 | 1.5 |
| Borings, turnings, and other new scrap | 0202 | 12/86 | 180.7 | 180.8 | 179.7 | 0 | -.6 |
| Used beverage can scrap | 0205 | 12/86 | 146.8 | 142.1 | 142.1 | 4.0 | 0 |
| Other old scrap | 0206 | 12/86 | 126.7 | 119.0 | 118.7 | 1.0 | -.3 |
| Other nonferrous scrap nec. | 03 | | 101.6 | 98.9 | 108.3 | 2.4 | 9.5 |
| Other nonferrous scrap | 0304 | 12/86 | 129.6 | 125.8 | 139.7 | 2.2 | 11.0 |
| Secondary nonferrous metals | 1024 | | 113.8 | 110.7 | 111.1 | -1.1 | .4 |
| Aluminum, except extrusion billet | 02 | | 147.4 | 140.8 | 139.0 | -2.5 | -1.3 |
| Copper, alloyed and unalloyed | 03 | | 150.7 | 151.5 | 152.2 | .5 | .5 |
| Refined lead | 04 | | 89.9 | 87.0 | 87.0 | -3.9 | 0 |
| Refined zinc, slab and dust | 05 | | 90.8 | 89.0 | 92.3 | -.9 | 3.7 |
| Precious metals | 06 | | 80.1 | 78.7 | 81.1 | 2.0 | 3.0 |
| Other nonferrous metals | 07 | | 105.2 | 104.3 | 107.4 | 1.0 | 3.0 |
| Nonferrous mill shapes | 1025 | | 137.0 | 138.4 | 137.5 | .5 | -.7 |
| Aluminum mill shapes | 01 | | 143.7 | 145.4 | 143.6 | .9 | -1.2 |
| Sheet, coiled, bare, all others | 0107 | | 111.2 | (²) | (²) | (²) | (²) |
| Aluminum plate | 0129 | | 145.4 | 143.2 | 143.2 | -4.5 | 0 |
| Bar, extruded, other than 2000 and 7000 alloy series | 0132 | | 133.1 | (²) | (²) | (²) | (²) |
| Rod, continuous cast | 0145 | | 105.9 | (²) | (²) | (²) | (²) |
| Rod, extruded, other than 2000 and 7000 alloy series | 0147 | | 151.2 | 151.2 | (²) | (²) | (²) |
| Extrusion, solid, circle size under 3 | 0151 | | 176.5 | 176.1 | 176.5 | -1.5 | .2 |
| Extrusion, solid, circle size 5 to 9 | 0154 | | 148.7 | 148.1 | 148.6 | -.2 | .3 |
| Extrusion, solid, circle size, 10 and over | 0156 | 06/87 | 148.5 | 148.5 | 148.5 | -.4 | 0 |
| Aluminum pipe & tube, exc. 2000 & 7000 alloy series | 0161 | 12/94 | 103.2 | 103.2 | 102.9 | -.2 | -.3 |
| Copper and brass mill shapes | 02 | | 148.6 | 150.5 | 152.2 | -.4 | 1.1 |
| Copper-base alloy strip | 0231 | | 150.3 | 149.5 | 151.7 | .8 | 1.5 |
| Copper-base alloy rod | 0232 | | 152.7 | 152.8 | 156.1 | -.2 | 2.2 |
| Copper-base alloy tube, non-plumbing | 0233 | | 104.2 | (²) | 111.5 | 7.5 | (²) |
| Copper tubing, plumbing | 0254 | | 132.2 | (²) | 136.5 | -13.1 | (²) |
| Other copper and copper-alloy mill shapes | 0265 | 12/86 | 150.0 | 150.9 | 151.8 | 1.5 | .6 |
| Titanium mill shapes | 05 | | 117.2 | 117.2 | (²) | (²) | (²) |
| Other titanium mill shapes, including wire | 0504 | 12/95 | 115.9 | 115.9 | (²) | (²) | (²) |
| Other mill shapes | 19 | | 106.4 | 107.0 | 107.2 | 1.4 | .2 |
| Lead mill shapes, except wire | 1997 | 06/83 | 59.1 | 60.6 | 61.0 | 4.8 | .7 |
| Other nonferrous metal mill shapes, except wire | 1999 | 06/83 | 115.9 | 117.6 | 117.6 | .5 | 0 |
| Nonferrous wire and cable | 1026 | | 132.3 | 135.9 | 134.9 | .5 | -.7 |
| Electric wire and cable | 0301 | 12/82 | 149.7 | 152.7 | 151.3 | 1.4 | -.9 |
| Telephone and telegraph wire and cable | 0303 | 12/82 | 150.6 | 158.5 | 158.1 | 1.8 | -.3 |
| Control and signal wire and cable | 0305 | 12/82 | 189.5 | 189.5 | (²) | (²) | (²) |
| Building wire and cable | 0307 | 12/82 | 107.6 | 118.6 | 119.4 | 5.8 | .7 |
| Apparatus wire and cordage | 0309 | 12/82 | 140.4 | 140.4 | 139.9 | -1.1 | -.4 |
| Magnet wire | 0311 | 12/82 | 153.4 | 153.4 | 153.4 | .8 | 0 |
| Power wire and cable | 0313 | 12/82 | 110.8 | 117.8 | 114.1 | 3.7 | -3.1 |
| Copper and copper alloy wire & cable, bare & tinned | 0314 | 12/86 | 128.4 | 129.5 | 130.2 | -1.4 | .5 |
| Appliance wire and flexible cord sets | 0324 | 12/85 | 144.7 | 145.0 | 144.9 | -.1 | -.1 |
| Other insulated wire & cable, inc. auto & airframe | 0326 | 12/98 | 103.0 | 104.3 | 105.0 | 7.4 | .7 |
| Aluminum wire and cable, bare | 0331 | 06/87 | 117.5 | (²) | (²) | (²) | (²) |
| Fiber optic cable | 0333 | 12/88 | 75.4 | 74.3 | 73.0 | -10.8 | -1.7 |
| Nonferrous forge shop products | 1027 | 12/83 | 153.1 | 153.1 | 153.0 | -2.2 | -.1 |
| Hot impression die, impact, press, & upset | 0111 | 12/83 | 156.5 | 156.5 | 156.4 | -1.4 | -.1 |
| Nonferrous foundry shop products | 1028 | | 146.7 | 146.6 | 146.6 | .5 | 0 |
| Castings, alum./alum.-base alloy | 02 | | 148.0 | 147.8 | 147.7 | .7 | -.1 |
| Motor vehicle die castings | 0201 | | 122.3 | 122.1 | 121.4 | -.3 | -.6 |
| Other die castings | 0203 | 06/83 | 160.5 | 159.5 | 159.6 | 1.1 | .1 |
| Sand castings | 0204 | 06/83 | 152.0 | 151.9 | 151.6 | .7 | -.2 |
| Perm. and semi-perm. mold castings | 0205 | 06/83 | 130.3 | 130.7 | 130.5 | -.3 | -.2 |
| Other castings and cast products | 0206 | 06/83 | 157.4 | (²) | 160.7 | 1.6 | (²) |

See footnotes at end of table.

Table 6. Producer price indexes and percent changes for commodity groupings and individual items, not seasonally adjusted—Continued

(1982=100 unless otherwise indicated)

| Commodity | Commodity code | Other index base | Index | | | Percent change July 2003 from: | |
|---|----------------|------------------|------------------------|------------------------|------------------------|--------------------------------|------------------|
| | | | Mar. 2003 ¹ | June 2003 ¹ | July 2003 ¹ | July 2002 | June 2003 |
| Nonferrous foundry shop products—Continued | 1028 | | | | | | |
| Copper and copper-base alloy castings | 03 | 06/83 | 151.2 | 150.9 | 151.2 | 0.5 | 0.2 |
| Copper and copper-base alloy sand castings | 0301 | 06/83 | 155.1 | 154.6 | 155.0 | .7 | .3 |
| Other copper/copper-base alloy castings | 0302 | 06/83 | 147.5 | 147.4 | 147.4 | 0 | 0 |
| Zinc Castings | 04 | 06/83 | 147.9 | 147.8 | 147.5 | 0 | -.2 |
| Magnesium and magnesium-base castings | 05 | 06/83 | 125.2 | 125.1 | 125.1 | -.8 | 0 |
| Other nonferrous castings | 06 | 06/83 | 126.2 | 126.2 | 126.3 | .3 | .1 |
| Metal containers | 103 | | 109.0 | 109.1 | 109.1 | 1.5 | 0 |
| Metal cans and can components | 1031 | | 104.9 | 105.1 | 105.0 | 1.2 | -.1 |
| Steel cans | 02 | | 131.5 | 132.2 | 132.1 | 1.4 | -.1 |
| Aluminum cans | 03 | | 85.6 | 85.6 | 85.6 | 1.1 | 0 |
| Barrels, drums, and pails | 1032 | | 156.3 | 155.7 | 155.5 | 3.7 | -.1 |
| Steel pails | 0101 | | 174.3 | 174.3 | (²) | (²) | (²) |
| Steel shipping barrels and drums | 0102 | | 147.7 | 146.8 | 146.6 | 4.8 | -.1 |
| All other metal barrels | 0103 | 06/83 | 162.2 | 162.2 | (²) | (²) | (²) |
| Hardware | 104 | | 156.3 | 156.1 | 156.3 | .3 | .1 |
| Hardware, n.e.c. | 1041 | | 147.6 | 148.0 | 148.0 | .7 | 0 |
| Builders hardware | 01 | | 170.5 | 170.4 | 170.5 | .6 | .1 |
| Padlocks | 0109 | 06/85 | 139.5 | 139.5 | 139.5 | 1.6 | 0 |
| Doorlocks, locksets, locktrim, exc.arch. trim | 0122 | 06/85 | 166.4 | 166.4 | 166.4 | -.2 | 0 |
| Hinges, exc. cabinet hinges, incl. spring hinges | 0124 | 06/85 | 109.7 | 108.9 | 109.7 | 1.2 | .7 |
| Cabinet hardware | 0147 | 06/85 | 152.3 | 152.3 | 152.3 | .1 | 0 |
| Other builders hardware | 0148 | 06/85 | 145.1 | 145.1 | 145.1 | 1.0 | 0 |
| Transportation equipment hardware | 03 | | 123.5 | 123.3 | 123.0 | .3 | -.2 |
| Motor vehicle hardware | 0311 | 06/85 | 106.5 | 106.2 | 105.7 | -.5 | -.5 |
| Other transportation equipment hardware | 0341 | 06/85 | 306.2 | 306.6 | 309.5 | 4.6 | .9 |
| Furniture hardware | 04 | | 172.4 | 175.4 | 175.1 | 1.0 | -.2 |
| Other hardware, n.e.c. | 05 | 06/85 | 139.4 | 142.9 | 143.4 | 2.8 | .3 |
| Hand and edge tools | 1042 | | 175.9 | 174.6 | 175.2 | -.6 | .3 |
| Adjustable wrench, including pipe | 0133 | | 181.0 | 181.0 | 181.0 | -1.4 | 0 |
| Screwdrivers | 0141 | | 163.6 | 163.5 | 164.2 | .4 | .4 |
| Wrench socket | 0147 | | 235.3 | 220.1 | 230.3 | -1.1 | 4.6 |
| All other wrenches | 0149 | 06/83 | 179.5 | 175.4 | 179.1 | 1.4 | 2.1 |
| Pliers | 0151 | | 180.6 | 180.7 | 180.7 | .1 | 0 |
| Hammers, light forged | 0161 | | 141.1 | 141.1 | 142.5 | 1.1 | 1.0 |
| Steel goods (forks, hoes, rakes, etc.) | 0166 | | 201.5 | 201.5 | 201.5 | 1.7 | 0 |
| All other mechanics' hand service tools | 0178 | 06/83 | 176.9 | 177.2 | 177.8 | 1.6 | .3 |
| All other edge tools | 0179 | 06/83 | 141.5 | 140.8 | 139.0 | -5.9 | -1.3 |
| All other hand tools, except edge tools | 0183 | 06/83 | 169.2 | 169.1 | 169.1 | 1.4 | 0 |
| Plumbing fixtures and brass fittings | 105 | | 183.0 | 183.6 | 183.5 | .8 | -.1 |
| Vitreous china fixtures | 1052 | | 140.4 | 140.7 | 140.7 | -.8 | 0 |
| Plumbing fixtures | 0112 | 06/85 | 122.3 | 122.6 | 122.6 | -1.0 | 0 |
| Fixture accessories and fittings | 0113 | 06/85 | 120.2 | (²) | 120.2 | 1.3 | (²) |
| Brass fittings | 1054 | | 206.9 | 207.2 | 207.2 | .9 | 0 |
| Bath and shower fittings | 0211 | 06/83 | 187.5 | 187.9 | 187.9 | .7 | 0 |
| Lavatory and sink fittings | 0218 | 06/98 | 104.5 | 104.7 | 104.7 | .8 | 0 |
| Miscellaneous brass goods | 0223 | 06/83 | 202.5 | 202.5 | 202.5 | 1.1 | 0 |
| Metal sanitary ware | 1056 | 12/86 | 138.9 | 140.0 | 140.0 | 1.9 | 0 |
| Sinks and sink laundry tray combinations | 0105 | 12/86 | 154.0 | 153.4 | 153.0 | .3 | -.3 |
| Bath tubs | 0107 | 12/86 | 135.4 | 135.4 | 135.4 | .8 | 0 |
| All other metal sanitary ware | 0111 | 12/86 | 140.2 | 140.2 | 143.1 | 4.3 | 2.1 |
| Heating equipment | 106 | | 163.0 | 163.3 | 163.3 | 3.5 | 0 |
| Steam and hot water equipment | 1061 | | 165.0 | 165.1 | 165.2 | 3.1 | .1 |
| Cast iron heating boilers, radiators and convectors | 0106 | 06/99 | 107.3 | 107.4 | 107.5 | 2.7 | .1 |
| Steel heating boilers, all classes | 0112 | 06/99 | 109.9 | 109.9 | (²) | (²) | (²) |
| Floor & wall furnaces/heaters/parts | 1062 | | 150.2 | 150.7 | 150.7 | 1.8 | 0 |
| Other heating, non-elect., inc parts | 1063 | | 163.8 | 164.2 | 164.8 | .6 | .4 |
| Domestic heating stoves | 1064 | | 134.5 | 134.5 | 133.6 | 1.9 | -.7 |
| Water heaters, domestic | 1066 | | 170.0 | 170.0 | 169.9 | 10.3 | -.1 |
| Electric | 0101 | | 155.5 | 155.5 | 155.5 | 9.0 | 0 |
| Non-electric water heaters | 0114 | 12/00 | 110.0 | 110.0 | 109.9 | 11.3 | -.1 |

See footnotes at end of table.

Table 6. Producer price indexes and percent changes for commodity groupings and individual items, not seasonally adjusted—Continued

(1982=100 unless otherwise indicated)

| Commodity | Commodity code | Other index base | Index | | | Percent change July 2003 from: | |
|--|----------------|------------------|------------------------|------------------------|------------------------|--------------------------------|------------------|
| | | | Mar. 2003 ¹ | June 2003 ¹ | July 2003 ¹ | July 2002 | June 2003 |
| Fabricated structural metal products | 107 | | 145.4 | 145.5 | 145.3 | -0.3 | -0.1 |
| Metal doors, sash, and trim | 1071 | | 169.8 | 169.8 | 169.8 | .7 | 0 |
| Metal doors and frames, exc. storm | 02 | 06/83 | 164.5 | 164.5 | 164.5 | .9 | 0 |
| Aluminum doors | 0201 | 06/83 | 169.5 | 169.5 | 169.5 | .3 | 0 |
| Iron and steel doors | 0203 | 06/83 | 157.9 | 157.9 | 157.9 | 1.0 | 0 |
| Other metal door, frames, & shower door/tub enclosr. | 0208 | 06/97 | 107.8 | 107.8 | 107.8 | 1.6 | 0 |
| Metal window sash and frames, exc. storm | 03 | 06/83 | 159.4 | 159.4 | 159.5 | .4 | .1 |
| Metal molding and trim and storefronts | 04 | 06/83 | 246.5 | 246.5 | 246.5 | .9 | 0 |
| Storm sash and doors | 05 | 06/83 | 143.0 | 143.0 | 143.0 | -.1 | 0 |
| Screens and weatherstrip | 06 | 06/83 | 141.1 | 141.1 | 141.1 | -.4 | 0 |
| Metal tanks | 1072 | | 131.7 | 131.3 | 131.4 | -.1 | .1 |
| Storage and other non-pressure tanks | 0104 | 12/94 | 118.0 | 117.3 | 117.3 | 2.0 | 0 |
| Non-LPG gas cylinders | 0122 | | 124.5 | 122.4 | 122.4 | -5.8 | 0 |
| Metal tanks, complete at factory, std. line pressure | 0126 | 12/01 | 103.5 | 102.6 | 103.2 | .5 | .6 |
| Metal tanks and vessels, custom fabricated at fact. | 0135 | 12/01 | 101.9 | 102.0 | 101.9 | .6 | -.1 |
| Metal tanks & vessels, custom fab. and field erected | 0152 | 12/94 | 113.4 | 113.7 | 113.6 | .3 | -.1 |
| Sheet metal products | 1073 | | 146.3 | 146.6 | 146.4 | -.1 | -.1 |
| Roofing, steel | 0101 | | 112.0 | 112.8 | 114.5 | -.8 | 1.5 |
| Roofing, aluminum, and other metals | 0102 | 12/87 | 131.1 | (²) | 131.1 | 0 | (²) |
| Siding, aluminum | 0109 | 12/82 | 156.2 | 153.7 | 151.6 | 7.9 | -1.4 |
| Roof ventilators | 0118 | 06/83 | 201.0 | 202.3 | 206.4 | 2.7 | 2.0 |
| Soffits, fascia, and shutters, aluminum | 0119 | 06/83 | 110.3 | 110.3 | 112.7 | 1.3 | 2.2 |
| Stovepipe, furnace smokepipe, elbows & ducts, steel | 0145 | 12/82 | 147.6 | 148.9 | 149.6 | 3.2 | .5 |
| Air conditioning ducts, incl. dust collecting, steel | 0146 | 12/82 | 150.6 | 150.6 | 150.6 | 1.1 | 0 |
| Bins and vats | 0158 | 12/82 | 121.8 | 122.4 | 122.4 | -6.8 | 0 |
| Culverts, flumes, and irrigation pipes, steel | 0162 | 12/82 | 141.8 | (²) | 141.8 | (²) | (²) |
| Awnings, canopies, and carports, prefab., aluminum | 0165 | 12/82 | 226.7 | 226.7 | (²) | (²) | (²) |
| Electronic enclosures | 0171 | 06/96 | 100.3 | 101.0 | 101.0 | 2.0 | 0 |
| Louvers & dampers, heat, vent. & a/c, steel & alum. | 0181 | 06/96 | 105.2 | 107.0 | 106.7 | 1.4 | -.3 |
| Other sheet metal work, steel | 0185 | 12/82 | 147.0 | 147.9 | 145.6 | -5.1 | -1.6 |
| Other sheet metal work, aluminum | 0187 | 12/82 | 158.3 | 158.4 | 160.2 | 1.6 | 1.1 |
| Other sheet metal work, not steel or aluminum | 0189 | 06/83 | 155.7 | 156.1 | 156.1 | 2.4 | 0 |
| Struct., arch., pre-eng. metal products | 1074 | | 135.9 | 136.0 | 136.0 | -.8 | 0 |
| Nonferrous pipe, tube, and fittings | 04 | | 182.7 | 182.7 | 181.8 | -.4 | -.5 |
| Fabricated structural metal | 05 | | 135.7 | 135.4 | 135.5 | -2.1 | .1 |
| Fabricated structural metal for buildings | 0501 | | 133.5 | 132.7 | 133.1 | -2.6 | .3 |
| Fabricated structural metal for bridges | 0511 | | 109.0 | 107.5 | 107.7 | -6.3 | .2 |
| Other fabricated structural metal | 0512 | 06/82 | 145.2 | 146.4 | 145.5 | -.1 | -.6 |
| Miscellaneous metal work | 07 | | 115.7 | 115.7 | 116.3 | -.7 | .5 |
| Custom roll form products | 0785 | 06/90 | 113.9 | 112.7 | 112.7 | -1.7 | 0 |
| Bar joists and fabricated concrete reinforcements | 0794 | 12/00 | 92.9 | 94.3 | 95.2 | .2 | 1.0 |
| Architectural and ornamental metalwork | 08 | 12/83 | 147.0 | 147.2 | 147.2 | 1.7 | 0 |
| Stairs, staircases and fire escapes | 0803 | 12/83 | 135.8 | 136.5 | 136.5 | .6 | 0 |
| scaffolding, shoring and forming for concrete | 0808 | 12/83 | 165.7 | (²) | (²) | (²) | (²) |
| Grills, registers and air diffusers | 0811 | 12/97 | 105.9 | 106.0 | 106.3 | 0 | .3 |
| Fences, gates, railings and window guards | 0813 | 12/97 | 109.2 | 109.4 | 109.4 | .6 | 0 |
| Open flooring, grating and studs | 0814 | 12/97 | 100.1 | 99.8 | 99.7 | -3.5 | -.1 |
| Other architectural and ornamental metal work | 0816 | 12/97 | 106.4 | 106.5 | 106.5 | 2.1 | 0 |
| Fabricated iron & steel pipe, tube & fit. | 09 | 12/94 | 112.6 | 114.0 | 113.2 | .9 | -.7 |
| Heat exchangers and condensers | 1075 | | 177.4 | 177.4 | 177.4 | 1.1 | 0 |
| Bare tube heat exchangers | 0101 | | 168.6 | 168.5 | 168.5 | .5 | 0 |
| Fin tube heat exchangers | 0102 | | 180.8 | 180.8 | 180.8 | .7 | 0 |
| Fabricated steel plate | 1076 | | 144.9 | 144.8 | 144.9 | -1.0 | .1 |
| Steel power boilers | 1077 | | 137.3 | 139.5 | 138.6 | 1.2 | -.6 |
| Prefabricated metal buildings | 1079 | | 151.1 | 151.2 | 148.4 | 0 | -1.9 |
| Prefab. metal bldg systems, ex. farm svcs | 01 | | 148.3 | 148.5 | 144.7 | .1 | -2.6 |
| Other prefab. & portable metal buildings | 02 | | 154.6 | 154.6 | 154.4 | -.1 | -.1 |
| Panels, parts, & sections for prefab bldgs | 03 | | 140.7 | 140.6 | 140.7 | -.4 | .1 |
| Miscellaneous metal products | 108 | | 129.2 | 129.2 | 129.2 | .4 | 0 |
| Bolts, nuts, screws, rivets, and washers | 1081 | | 128.4 | 129.1 | 129.2 | .5 | .1 |
| Externally thread. fasteners, ex. aircraft | 02 | 06/82 | 115.2 | 116.1 | 116.3 | 1.0 | .2 |
| Hex bolts | 0206 | 06/82 | 99.9 | 98.9 | 98.9 | -1.6 | 0 |
| Cap screws | 0231 | | 149.9 | 148.5 | 149.6 | -.4 | .7 |
| Tapping screws | 0236 | | 120.8 | 119.5 | 120.8 | 1.1 | 1.1 |
| Other metal bolts, inc. sq., round, plow, bent, etc. | 0262 | 12/99 | 100.5 | 103.3 | 103.3 | 3.0 | 0 |
| Other external threaded metal fasteners, inc. studs | 0263 | 12/99 | 98.4 | 98.5 | 98.5 | -.1 | 0 |
| Internally thread. fasteners, ex. aircraft | 03 | 06/82 | 98.9 | 98.4 | 98.4 | -1.1 | 0 |

See footnotes at end of table.

Table 6. Producer price indexes and percent changes for commodity groupings and individual items, not seasonally adjusted—Continued

(1982=100 unless otherwise indicated)

| Commodity | Commodity code | Other index base | Index | | | Percent change July 2003 from: | |
|--|----------------|------------------|------------------------|------------------------|------------------------|--------------------------------|------------------|
| | | | Mar. 2003 ¹ | June 2003 ¹ | July 2003 ¹ | July 2002 | June 2003 |
| Bolts, nuts, screws, rivets, and washers—Continued | 1081 | | | | | | |
| Nonthreaded fasteners, except aircraft | 04 | 06/82 | 123.6 | 124.5 | 124.2 | 0.4 | -0.2 |
| Aircraft-aerospace fasteners | 05 | 06/82 | 189.6 | 189.6 | 189.9 | .5 | .2 |
| Other formed fasteners | 06 | 06/82 | 136.8 | 138.1 | 138.1 | .1 | 0 |
| Lighting fixtures | 1083 | | 136.6 | 137.1 | 136.7 | -.1 | -.3 |
| Residential | 02 | | 146.5 | 147.1 | 146.5 | -.3 | -.4 |
| Commercial/institutional or industrial | 03 | | 141.9 | 142.9 | 141.9 | 2.2 | -.7 |
| Other commercial incand. fixtures, incl. portable | 0307 | | 114.2 | 114.7 | 114.7 | 3.1 | 0 |
| Commercial H.I.D. fixtures, mercury and other types | 0311 | | 151.7 | 153.3 | 151.4 | .2 | -1.2 |
| Commercial floor. fixtures, recessed air handling | 0321 | | 132.3 | 136.6 | 133.6 | 1.0 | -2.2 |
| Commercial floor. fixtures, recessed non-air | 0323 | | 116.1 | 116.6 | 114.1 | .7 | -2.1 |
| Commercial fluorescent strip lights | 0325 | | 122.9 | 123.2 | 123.0 | -3.1 | -.2 |
| Commercial fluorescent fixtures, surface or pendent | 0333 | | 173.1 | 173.1 | 173.1 | .8 | 0 |
| Other commercial floor. fixtures, incl. portable | 0338 | | 163.9 | 166.4 | 166.4 | 9.2 | 0 |
| Component or renewal parts for commercial fixtures | 0345 | | 137.8 | 139.9 | 139.9 | 2.0 | 0 |
| Industrial fluorescent fixtures, general types | 0361 | | 132.4 | 132.4 | 132.4 | 3.7 | 0 |
| Vehicular | 04 | | 118.7 | 118.7 | 119.1 | -1.2 | .3 |
| Motor vehicle lighting | 0401 | 12/83 | 99.6 | 99.6 | 99.9 | -1.4 | .3 |
| All other vehicular lighting equipment | 0402 | 12/83 | 169.5 | 169.5 | (²) | (²) | (²) |
| Component and renewal parts | 0403 | 12/99 | 109.2 | 109.2 | 109.2 | .5 | 0 |
| Lighting equipment, n.e.c. | 05 | | 137.3 | 137.4 | 137.4 | -2.1 | 0 |
| Outdoor lighting equipment, including parts | 0522 | 06/85 | 127.1 | 127.2 | 127.2 | .6 | 0 |
| Other electric and non-electric lighting | 0524 | 06/85 | 100.3 | 100.5 | 100.5 | -6.1 | 0 |
| Ammunition, except for small arms | 1085 | 12/85 | 126.9 | 126.8 | 126.8 | -.3 | 0 |
| Ordnance and accessories, n.e.c. | 1086 | 12/85 | 154.9 | 155.1 | 155.1 | .2 | 0 |
| Fabricated ferrous wire products | 1088 | 06/82 | 130.7 | 130.4 | 130.9 | .7 | .4 |
| Ferrous wire rope, cable and strand | 01 | 06/82 | 131.4 | 133.9 | 134.5 | 4.3 | .4 |
| Steel nails and spikes | 02 | 06/82 | 112.7 | 113.8 | 113.8 | -1.0 | 0 |
| Steel fencing and fence gates | 06 | 06/82 | 123.9 | 124.4 | 122.0 | -3.0 | -1.9 |
| Ferrous wire cloth, other woven wire prod. | 07 | 06/82 | 131.8 | 132.3 | 135.0 | 8.6 | 2.0 |
| Other fabricated ferrous wire products | 09 | 06/82 | 135.0 | 133.1 | 134.0 | -.6 | .7 |
| Other miscellaneous metal products | 1089 | | 127.5 | 127.3 | 127.4 | .5 | .1 |
| Hot formed springs | 02 | | 117.2 | 117.6 | 117.6 | .6 | 0 |
| Replacement leaf springs for motor vehicles | 0217 | | 110.8 | 111.5 | 111.5 | 1.6 | 0 |
| Locomotive, railroad car & other helical springs | 0225 | | 119.1 | (²) | 119.1 | 0 | (²) |
| Cold formed springs | 03 | | 114.8 | 114.9 | 114.9 | .5 | 0 |
| Cold formed flat springs made of sheet & strip steel | 0311 | | 116.1 | 116.1 | 116.1 | .5 | 0 |
| Wire springs | 04 | | 127.0 | 127.0 | 126.9 | .6 | -.1 |
| Precision mechanical springs | 0424 | | 134.0 | 133.9 | 133.8 | .8 | -.1 |
| Other wire springs | 0425 | 12/82 | 118.9 | 118.9 | 118.8 | .5 | -.1 |
| Other metal products | 05 | | 127.7 | 127.5 | 127.6 | .6 | .1 |
| Original equipment automobile stampings | 0508 | | 108.3 | 108.1 | 108.2 | 1.6 | .1 |
| Replacement part automotive stampings | 0508 | 12/82 | 137.5 | 137.7 | 137.5 | 3.3 | -.1 |
| Automotive screw machine products | 0521 | 12/83 | 125.1 | 123.2 | 123.3 | -2.8 | .1 |
| Other screw machine products | 0522 | 12/83 | 135.3 | 135.7 | 135.5 | .7 | -.1 |
| Industrial wire cloth | 0534 | 06/83 | 88.1 | 85.3 | 86.6 | -1.7 | 1.5 |
| Metal ladders, including ladder accessories | 0557 | 12/91 | 103.9 | 102.5 | 102.5 | 0 | 0 |
| Metal powders, paste, and flake | 0564 | 06/85 | 149.5 | 149.4 | 149.7 | -3.2 | .2 |
| Other primary metal prods. (nails/brads/staples/etc) | 0566 | 06/85 | 125.6 | 125.6 | 125.4 | -20.9 | -.2 |
| Powder metallurgy parts, ex. bearing, gears, etc. | 0571 | 12/91 | 103.2 | 103.0 | 103.2 | -1.1 | .2 |
| Other fabricated metal products | 0589 | 06/85 | 134.4 | 134.4 | 134.4 | .9 | 0 |
| Metal crowns and closures | 06 | 12/83 | 134.5 | 134.5 | 134.6 | -.6 | .1 |
| Metal closures | 0621 | 06/02 | 99.8 | 99.8 | 99.9 | -.6 | .1 |
| Metal stampings n.e.c. | 07 | 06/84 | 127.3 | 127.2 | 127.5 | .7 | .2 |
| Job stampings, non-automotive | 0701 | | 138.5 | 138.0 | 138.2 | .6 | .1 |
| Other stamped and pressed metal end products | 0731 | 06/84 | 132.0 | 132.9 | 133.2 | .8 | .2 |
| Metal foil and leaf | 08 | 12/84 | 113.8 | 112.7 | 112.9 | -.9 | .2 |
| Converted unmounted alum. foil packaging products | 0801 | 12/84 | 110.6 | (²) | 110.5 | .7 | (²) |
| Laminated aluminum foil rolls and sheets | 0811 | 12/84 | 114.1 | 112.3 | 112.7 | -2.1 | .4 |
| Converted unmounted alum. foil for nonpkg appl. | 0821 | 12/84 | 128.2 | 128.2 | 128.2 | .9 | 0 |
| Metal treatment services | 109 | 12/84 | 134.3 | 134.5 | 134.6 | .4 | .1 |
| Metal treatment services | 1091 | | | | | | |
| Metal plating and polishing | 01 | 12/84 | 153.0 | 153.0 | 153.1 | .7 | .1 |
| Metal coating and allied services | 02 | 12/84 | 123.2 | 123.4 | 123.6 | 0 | .2 |
| Metal heat treating | 03 | 06/85 | 118.4 | 118.7 | 118.8 | 1.0 | .1 |
| Metal heat treating - Middle Atlantic | 0332 | 06/85 | 131.9 | 129.8 | 131.3 | .3 | 1.2 |
| Metal heat treating - South Central | 0333 | 06/85 | 121.8 | 124.1 | 124.1 | 2.8 | 0 |
| Metal heat-treating - Michigan | 0334 | 06/85 | 110.4 | 110.4 | 110.4 | .2 | 0 |
| Metal heat treating - Southeast | 0335 | 06/85 | 104.1 | 104.1 | 104.1 | 0 | 0 |
| Metal heat treating - North Central | 0336 | 06/85 | 121.0 | 121.1 | 121.1 | 2.0 | 0 |

See footnotes at end of table.

Table 6. Producer price indexes and percent changes for commodity groupings and individual items, not seasonally adjusted—Continued

(1982=100 unless otherwise indicated)

| Commodity | Commodity code | Other index base | Index | | | Percent change July 2003 from: | |
|--|----------------|------------------|------------------------|------------------------|------------------------|--------------------------------|------------------|
| | | | Mar. 2003 ¹ | June 2003 ¹ | July 2003 ¹ | July 2002 | June 2003 |
| Metal treatment services—Continued | 1091 | | | | | | |
| Metal heat treating - Pacific Coast | 0337 | 06/85 | 118.6 | 118.9 | 118.7 | -0.2 | -0.2 |
| Metal heat treating - Southwest | 0338 | 06/85 | 109.5 | 109.5 | 109.5 | 0 | 0 |
| Metal heat treating - New England | 0339 | 06/90 | 105.9 | 105.9 | 105.9 | .7 | 0 |
| Machinery and equipment | 11 | | 122.1 | 122.2 | 122.4 | -2 | .2 |
| Agricultural machinery and equipment | 111 | | 160.0 | 160.4 | 160.6 | 1.3 | .1 |
| Agricultural machinery and equipment | 1114 | 12/02 | 100.2 | 100.4 | 100.6 | (²) | .2 |
| Commercial turf & grounds care equipment | 01 | 12/02 | 100.9 | 100.9 | 101.1 | (²) | .2 |
| Plows, listers, harrows, pulverizers, etc | 02 | 12/02 | 100.0 | (²) | 100.0 | (²) | (²) |
| Wheel tractors and attachments | 03 | 12/02 | 100.0 | 100.3 | 100.8 | (²) | .5 |
| Farm dairy machines, sprayers, dusters, e | 04 | 12/02 | 100.3 | 100.7 | 100.8 | (²) | .1 |
| Planting, seeding, fertilizing mach & att | 05 | 12/02 | 100.7 | 100.8 | 101.0 | (²) | .2 |
| Harvesting machinery | 06 | 12/82 | 166.8 | 166.8 | 166.8 | -2.9 | 0 |
| Haying machinery and attachments | 07 | 12/82 | 150.7 | (²) | 150.7 | 1.0 | (²) |
| Farm machinery and equip, nec excl parts | 08 | 12/02 | 100.0 | 100.2 | 100.2 | (²) | 0 |
| Parts for farm mach & equip | 09 | 12/02 | 100.3 | 101.0 | 100.9 | (²) | -1 |
| Construction machinery and equipment | 112 | | 152.8 | 153.6 | 153.6 | 1.5 | 0 |
| Tractors and attachments, ex. parts | 112A | 12/99 | 102.7 | 102.8 | 102.9 | 1.6 | .1 |
| Wheel type | 01 | | 144.7 | 145.0 | 145.1 | 3.8 | .1 |
| Crawler type | 02 | | 174.1 | (²) | (²) | (²) | (²) |
| Tractor attachments, ex. parts | 03 | 12/99 | 100.8 | 100.9 | 100.9 | .3 | 0 |
| Tractor shovel loaders | 04 | | 149.1 | 149.2 | 149.2 | 1.4 | 0 |
| Power cranes, excavators & equipment | 112B | 12/99 | 106.6 | 108.6 | 108.6 | 2.2 | 0 |
| Mixers, pavers, spreaders, etc. | 112C | | 146.3 | 146.3 | 146.3 | 1.7 | 0 |
| Off-highway, equipment, ex. parts | 112D | 12/99 | 104.0 | 104.1 | 104.1 | 1.2 | 0 |
| Other construction machinery, ex. part | 112F | 12/99 | 105.6 | 106.7 | 106.7 | 2.1 | 0 |
| Parts for construction machinery | 112G | 12/99 | 100.5 | 100.7 | 100.7 | .4 | 0 |
| Portable air compressors | 112H | | 124.4 | 124.4 | 124.4 | -1 | 0 |
| Metalworking machinery and equipment | 113 | | 150.2 | 150.0 | 150.4 | -1 | .3 |
| Metalworking machinery n. e. c. | 113A | 06/83 | 170.7 | 172.1 | 172.0 | 1.1 | -1 |
| Assembly machines | 01 | 06/83 | 157.5 | 157.7 | 157.6 | .3 | -1 |
| Other metalworking machinery | 02 | 06/83 | 184.3 | 189.0 | 188.6 | 2.7 | -2 |
| Rolling mill machinery | 113B | 12/87 | 146.3 | 146.4 | 149.7 | 2.5 | 2.3 |
| Power driven hand tools | 1132 | | 145.0 | 145.0 | 144.6 | -2 | -3 |
| Power hand tools, electric/battery powered | 06 | 06/86 | 129.6 | 129.6 | 129.0 | -1.1 | -5 |
| Power hand tools, pneumatic/hydr./powder | 08 | 06/86 | 155.3 | 155.3 | 155.3 | 1.2 | 0 |
| Welding machines and equipment | 1133 | | 176.0 | 176.9 | 176.2 | .6 | -4 |
| Arc welding mach., components ex electrode | 01 | | 171.3 | 172.5 | 171.9 | 1.2 | -3 |
| Resistance welders, components & electrode | 02 | | 160.0 | 160.8 | 160.7 | .4 | -1 |
| Arc welding electrodes | 03 | | 194.4 | 195.5 | 193.7 | -2 | -9 |
| Gas welding machines and equipment | 04 | | 167.8 | 169.1 | 169.0 | .9 | -1 |
| Other welding machines and equipment | 06 | 12/00 | 99.4 | 99.4 | 99.4 | .6 | 0 |
| Industrial process furnaces and ovens | 1134 | | 158.7 | 159.1 | 159.0 | .8 | -1 |
| Electric, excluding induction & dielectric | 01 | | 158.6 | 158.6 | 158.6 | .4 | 0 |
| Electric furnaces | 0108 | 12/86 | 134.2 | 134.2 | 134.2 | .2 | 0 |
| Electric industrial ovens and kilns, incl. infrared | 0109 | 12/86 | 158.5 | 158.5 | 158.5 | 1.9 | 0 |
| Fuel-fired | 02 | | 154.4 | 156.1 | 156.1 | 1.8 | 0 |
| Fuel fired furnaces, including parts and attachments | 0218 | 12/86 | 156.4 | 158.1 | 158.1 | 1.7 | 0 |
| Otr. indus. elec. heat. units; parts/attac | 05 | | 166.4 | 166.4 | 166.1 | .7 | -2 |
| Parts and attachments, incl. electric heating units | 0543 | | 143.8 | 143.8 | 143.8 | .8 | 0 |
| Other industrial electric heating units | 0545 | | 189.8 | 189.8 | 189.2 | .6 | -3 |
| Cutting tools and accessories | 1135 | | 145.4 | 146.0 | 146.0 | .4 | 0 |
| Small cutting tools | 01 | | 136.5 | 137.3 | 137.3 | .2 | 0 |
| Precision measuring tools | 02 | | 159.0 | 159.0 | 159.0 | 1.0 | 0 |
| Metalworking power saw blades | 03 | 06/83 | 190.2 | 190.2 | 190.2 | .3 | 0 |
| Bandsaw blade | 0327 | 06/83 | 191.6 | (²) | 191.6 | .5 | (²) |
| Circular saw blades | 0328 | 06/89 | 126.5 | (²) | 126.5 | 0 | (²) |
| Other power saw blades | 04 | 06/83 | 143.0 | 142.7 | 142.7 | -7 | 0 |
| Other machine tool attachments & acc. | 05 | 06/83 | 154.6 | 155.0 | 154.7 | .8 | -2 |

See footnotes at end of table.

Table 6. Producer price indexes and percent changes for commodity groupings and individual items, not seasonally adjusted—Continued

(1982=100 unless otherwise indicated)

| Commodity | Commodity code | Other index base | Index | | | Percent change July 2003 from: | |
|--|----------------|------------------|------------------------|------------------------|------------------------|--------------------------------|------------------|
| | | | Mar. 2003 ¹ | June 2003 ¹ | July 2003 ¹ | July 2002 | June 2003 |
| Abrasive products | 1136 | | 141.9 | 140.1 | 143.8 | 2.5 | 2.6 |
| Nonmetallic sized abrasives | 01 | | 80.8 | 71.9 | 77.6 | 1.4 | 7.9 |
| Nonmet. bonded abrasives and diamond wheel | 03 | | 143.6 | 143.8 | 144.9 | .8 | .8 |
| Nonmetallic coated abrasive products | 05 | | 180.7 | 180.9 | 185.4 | 3.6 | 2.5 |
| Metal cutting machine tools | 1137 | | 150.8 | 150.2 | 150.4 | -2.1 | .1 |
| Grinding machines | 13 | | 174.3 | 173.3 | 173.5 | -.5 | .1 |
| Lathes | 14 | | 154.4 | 155.3 | 154.1 | -.4 | -.8 |
| Milling machines | 15 | | 159.1 | 153.0 | 158.0 | (²) | 3.3 |
| Multi-function machines, n/c | 16 | | 123.1 | 122.6 | 122.2 | -10.3 | -.3 |
| Station type machines | 18 | 06/83 | 153.7 | 153.7 | 153.7 | -.5 | 0 |
| Other metal cutting machine tools | 19 | | 155.2 | 155.6 | 155.3 | -.6 | -.2 |
| Parts for metal-cutting machine tools | 53 | 12/02 | 100.2 | 100.2 | 100.5 | (²) | .3 |
| Metal forming machine tools | 1138 | | 167.3 | 167.3 | 167.7 | .5 | .2 |
| Punching, bending and forming machines | 21 | | 138.8 | 138.8 | 138.8 | 0 | 0 |
| Presses | 23 | | 178.8 | 178.8 | 178.8 | .1 | 0 |
| Other metal forming machines | 25 | | 193.3 | 193.3 | 194.2 | 1.3 | .5 |
| Rebuilt metal-forming machine tools & par | 52 | 12/02 | 100.0 | 100.0 | 100.5 | (²) | .5 |
| Tools, dies, jigs, fixtures & ind. molds | 1139 | | 139.6 | 138.7 | 139.2 | -1.1 | .4 |
| Special dies, tools, jigs, and fixtures | 01 | | 151.9 | 151.8 | 152.0 | .1 | .1 |
| Jigs and fixtures including parts | 0131 | 12/02 | 99.9 | 99.8 | 99.8 | (²) | 0 |
| Stamping dies | 0132 | 12/02 | 99.9 | 99.7 | 100.2 | (²) | .5 |
| All other metal working die and die sets | 0133 | 12/02 | 100.0 | 100.0 | 100.0 | (²) | 0 |
| Standard punches, industrial prototypes, die parts | 0134 | 12/02 | 100.2 | 100.2 | 100.2 | (²) | 0 |
| Industrial molds | 03 | | 122.5 | 120.6 | 121.4 | -2.9 | .7 |
| Metal injection-type molds for plastics | 0321 | 12/02 | 97.3 | 94.8 | 95.9 | (²) | 1.2 |
| Other molds | 0322 | 12/02 | 100.0 | 100.0 | 100.0 | (²) | 0 |
| General purpose machinery and equipment | 114 | | 155.6 | 155.7 | 155.7 | .8 | 0 |
| Pumps, compressors, and equipment | 1141 | | 162.5 | 162.9 | 163.1 | 1.2 | .1 |
| Industrial pumps | 02 | | 174.0 | 174.4 | 175.2 | 1.6 | .5 |
| Stationary air compressors | 03 | | 140.3 | 140.3 | 140.3 | -.2 | 0 |
| Gas compressors | 04 | | 165.0 | (²) | 165.0 | -.3 | (²) |
| Air/gas compress. & vac. pump pts./attach. | 07 | 06/84 | 146.6 | 147.2 | 148.0 | 2.1 | .5 |
| Industrial spraying equipment | 08 | 06/84 | 147.6 | 147.6 | 147.6 | 2.1 | 0 |
| Measuring & dispensing pumps | 09 | 06/84 | 146.8 | 147.0 | 147.0 | 2.0 | 0 |
| Gasoline dispensing pumps, computing type | 0901 | 06/84 | 114.9 | 114.9 | 114.9 | 4.5 | 0 |
| Lubricating-oil and grease dispensing equipment | 0903 | 06/84 | 177.0 | 177.0 | 177.0 | .9 | 0 |
| Other measuring and dispensing pumps | 0905 | 06/84 | 163.0 | 163.6 | 163.6 | .1 | 0 |
| Other compressors and vacuum pumps | 11 | 12/98 | 100.2 | 100.2 | 100.2 | -.1 | 0 |
| Other pumps, including parts | 12 | 12/83 | 177.2 | 178.3 | 177.9 | 1.1 | -.2 |
| Parts and attachments for pumps | 1211 | 12/83 | 188.8 | 189.8 | 190.0 | 1.7 | .1 |
| All other pumps, inc. sump, oil well & oil field | 1215 | 12/97 | 105.8 | 106.8 | 106.0 | .4 | -.7 |
| Elevators, escalators, and other lifts | 1142 | | 118.7 | 118.3 | 118.5 | -1.0 | .2 |
| Elevators & escalators | 01 | | 114.4 | 113.9 | 114.2 | -1.0 | .3 |
| Hydraulic passenger elevators | 0105 | | 123.1 | 123.1 | 123.1 | -1.9 | 0 |
| Other non-farm elevators, including dumbwaiters, etc | 0109 | | 137.2 | 139.6 | 139.6 | 1.7 | 0 |
| Elevator and escalator parts & attachments | 02 | | 141.6 | 141.6 | 141.6 | -.8 | 0 |
| Fluid power equipment | 1143 | | 164.0 | 164.0 | 164.7 | 1.5 | .4 |
| Fluid power pumps and parts | 01 | | 164.3 | 164.1 | 164.1 | 1.8 | 0 |
| Fluid power valves | 02 | | 164.7 | 164.5 | 164.6 | .2 | .1 |
| Fluid power accum/cushions/cyls. & parts | 03 | | 155.5 | 155.6 | 156.7 | 2.1 | .7 |
| Non-aerospace hydraulic fluid power cylind/actuators | 0312 | 06/98 | 103.4 | 103.4 | 104.6 | 1.5 | 1.2 |
| Non-aerospace pneumatic fluid power cylind/actuators | 0313 | 06/98 | 109.6 | 109.7 | 110.5 | 3.4 | .7 |
| Parts for hydraulic & pneumatic cylinders/actuators | 0315 | 06/98 | 107.5 | 107.9 | 108.5 | 2.8 | .6 |
| Fluid power hose and tube fittings | 04 | | 174.4 | 174.5 | 176.1 | 2.3 | .9 |
| Parts for fluid power valves | 05 | 06/91 | 134.1 | 134.6 | 133.7 | 2.0 | -.7 |
| Industrial material handling equipment | 1144 | | 137.7 | 138.0 | 138.3 | 1.1 | .2 |
| Conveying equipment | 02 | | 140.1 | 140.7 | 140.7 | .9 | 0 |
| Unit handling convey/convey sys hoists/farm elvators | 0212 | 06/84 | 129.5 | 130.0 | 129.9 | .3 | -.1 |
| Parts/acces. for unit handling conveyors & conv. sys | 0214 | 06/84 | 145.8 | 146.1 | 146.0 | 1.0 | -.1 |
| Bulk mtl hndlg conveyors & conveying sy ex ho & farm | 0216 | 06/84 | 137.6 | 138.0 | 138.5 | 1.6 | .4 |
| Pts & access for bulk mtl hndlg conveyors & conv sys | 0218 | 06/84 | 168.4 | 170.4 | 170.2 | 2.9 | -.1 |
| Industrial trucks and tractors | 03 | | 129.1 | 129.1 | 129.7 | 1.1 | .5 |
| Work trucks w/lifting & handling equip. riding elec | 0353 | 06/02 | 103.2 | 103.0 | 103.1 | .5 | .1 |
| Work trucks w/lifting & handling equip non-riding | 0356 | 06/02 | 100.3 | 100.4 | 100.4 | .4 | 0 |
| Work trucks without lifting & handling equipment | 0357 | 06/02 | 101.6 | 101.6 | 101.6 | 1.6 | 0 |
| Bulk powered material moving equipment | 0358 | 06/02 | 100.5 | 100.5 | 100.5 | .4 | 0 |
| Parts, attachments, and accessories | 0378 | 12/86 | 134.8 | 134.5 | 137.9 | (²) | 2.5 |
| Hoists, cranes and stacking machines | 04 | | 157.2 | 157.8 | 157.6 | 1.7 | -.1 |
| Hoists, including parts | 0481 | 12/84 | 155.3 | 156.2 | 156.1 | 1.7 | -.1 |

See footnotes at end of table.

Table 6. Producer price indexes and percent changes for commodity groupings and individual items, not seasonally adjusted—Continued

(1982=100 unless otherwise indicated)

| Commodity | Commodity code | Other index base | Index | | | Percent change July 2003 from: | |
|--|----------------|------------------|------------------------|------------------------|------------------------|--------------------------------|------------------|
| | | | Mar. 2003 ¹ | June 2003 ¹ | July 2003 ¹ | July 2002 | June 2003 |
| Industrial material handling equipment—Continued | 1144 | | | | | | |
| Cranes, including parts | 0485 | 12/84 | 145.3 | 145.1 | 144.7 | 1.5 | -0.3 |
| Mechanical power transmission equipment | 1145 | | 171.3 | 171.5 | 170.6 | .6 | -.5 |
| Speed changers, drives, gears | 01 | | 175.5 | 175.9 | 173.8 | .8 | -1.2 |
| Speed reducers, fixed ratio, enclosed | 0106 | 12/83 | 208.5 | 210.0 | 208.5 | 1.3 | -.7 |
| Gear motors | 0107 | 12/83 | 167.5 | 167.5 | 167.5 | .2 | 0 |
| Loose gear, pinions and racks | 0108 | 12/83 | 137.5 | 137.5 | 134.9 | -1.9 | -1.9 |
| Mechanical-variable speed changers | 0109 | 12/83 | 156.2 | 156.2 | 156.2 | 12.6 | 0 |
| Industrial high speed drives | 0112 | 12/83 | 164.7 | (²) | 164.7 | 5.0 | (²) |
| Parts/components for speed changers, | 0114 | 12/83 | 198.7 | 198.7 | 189.3 | -2.2 | -4.7 |
| Other power transmission equipment | 02 | 12/84 | 158.2 | 158.3 | 158.2 | .5 | -.1 |
| Plain bearings and bushings | 0201 | 12/84 | 133.8 | 133.8 | 133.9 | 1.4 | .1 |
| Clutches | 0202 | 12/84 | 173.9 | 173.9 | 173.9 | 1.0 | 0 |
| Flexible couplings | 0203 | 12/84 | 159.7 | 159.7 | 159.7 | .7 | 0 |
| Chains for sprocket drives | 0204 | 12/84 | 162.3 | 162.3 | 162.3 | -2.3 | 0 |
| Sprockets | 0205 | 12/84 | 137.9 | 137.9 | (²) | (²) | (²) |
| Pulleys | 0206 | 12/84 | 175.0 | 175.0 | 175.0 | 5.4 | 0 |
| Other power transmission equipment, incl. sheaves | 0209 | 12/84 | 157.8 | 157.8 | 157.6 | -2.7 | -.1 |
| Universal joints, ball joints, drives & flex. shafts | 0211 | 06/89 | 136.6 | 136.7 | 136.8 | 5.2 | .1 |
| Scales and balances | 1146 | | 119.5 | 119.5 | 119.5 | .3 | 0 |
| Vehicle and industrial scales | 11 | 12/91 | 115.0 | 115.0 | 115.0 | .1 | 0 |
| Vehicle and industrial scales | 1101 | 06/03 | (²) | 100.0 | 100.0 | (²) | 0 |
| Retail, commercial, household, & mail scal | 12 | 12/91 | 108.9 | 108.9 | 108.9 | 1.2 | 0 |
| Retail, commercial, household, and mailing scales | 1201 | 06/03 | (²) | 100.0 | 100.0 | (²) | 0 |
| Parts, attachments, and accessories | 13 | 12/91 | 102.3 | 102.3 | 102.3 | -3 | 0 |
| Parts, attachments, and accessories | 1301 | 06/03 | (²) | 100.0 | 100.0 | (²) | 0 |
| Fans and blowers, except portable | 1147 | | 155.1 | 155.3 | 155.4 | 2.0 | .1 |
| Centrifugal fans and blowers | 0141 | 12/83 | 155.0 | 155.0 | 154.5 | 1.9 | -.3 |
| Propeller fans and accessories | 0142 | 12/83 | 181.9 | 182.8 | 185.0 | 2.8 | 1.2 |
| Dust collection & air purification equip. | 0143 | 12/83 | 145.9 | 146.1 | 145.9 | 2.1 | -.1 |
| Dust collection and a/c equip. | 0144 | 12/83 | 138.9 | 139.0 | 139.0 | 1.0 | 0 |
| Air conditioning and refrigeration equip | 1148 | | 137.2 | 137.3 | 137.0 | -.2 | -.2 |
| Heat transfer equipment | 01 | | 148.4 | 149.9 | 149.5 | .1 | -.3 |
| Unitary air conditioners | 02 | | 128.7 | 129.5 | 128.3 | -1.0 | -.9 |
| Commercial refrigeration equipment | 03 | | 167.0 | 166.1 | 166.4 | .5 | .2 |
| Refrigerant compressors | 04 | | 115.6 | 115.3 | 115.0 | -.3 | -.3 |
| Refrigeration condensing units | 05 | | 147.1 | 147.2 | 147.6 | 1.6 | .3 |
| Other a/c and refrigeration equipment | 06 | | 146.6 | 145.8 | 148.8 | 5.4 | 2.1 |
| Parts & accessories for a/c & refig. equi | 09 | 12/89 | 109.4 | 109.9 | 109.9 | -1.7 | 0 |
| Miscellaneous general purpose equipment | 1149 | | 172.7 | 172.6 | 172.5 | .8 | -.1 |
| Metal valves, except fluid power | 02 | 12/82 | 169.1 | 169.3 | 169.9 | 1.6 | .4 |
| Gates, globes, angles, and checks | 0201 | 12/82 | 186.5 | 186.5 | 186.8 | 1.2 | .2 |
| Ball valves | 0202 | 12/82 | 159.2 | 158.4 | 160.4 | 1.5 | 1.3 |
| Butterfly valves | 0203 | 12/82 | 134.9 | 134.9 | 134.9 | .4 | 0 |
| Plug valves | 0204 | 12/82 | 139.2 | 139.5 | 140.1 | 1.8 | .4 |
| Plumbing and heating valves (low pressure) | 0205 | 12/82 | 158.2 | 158.5 | 158.5 | 2.5 | 0 |
| Solenoid valves | 0208 | 12/82 | 172.3 | 172.4 | 172.4 | .6 | 0 |
| Other valves | 0209 | 12/82 | 173.2 | 174.3 | 174.4 | 2.2 | .1 |
| Automatic valves | 0211 | 12/98 | 104.4 | 104.6 | 105.0 | 1.5 | .4 |
| Metal pipe fittings, flanges, and unions | 03 | 12/82 | 219.2 | 215.0 | 214.3 | (²) | -.3 |
| Ball and roller bearings | 05 | | 171.3 | 171.7 | 171.7 | .8 | 0 |
| Double row annular ball bearings | 0516 | 06/83 | 105.4 | 105.4 | 105.1 | -.7 | -.3 |
| Angular contact ball bearings | 0518 | 06/83 | 193.8 | 193.8 | 193.8 | -.1 | 0 |
| Other single row conrad ball bearings, prec. & reg. | 0526 | 06/83 | 181.3 | 181.6 | 181.6 | 0 | 0 |
| Mounted bearings | 0534 | 06/83 | 209.9 | 209.9 | 209.9 | 3.1 | 0 |
| Ball and roller bearing parts and components | 0535 | 06/83 | 159.1 | 158.9 | 158.9 | -1.1 | 0 |
| Thrust ball bearings | 0536 | 06/83 | 134.1 | 143.9 | 143.9 | 7.3 | 0 |
| Taper roller bearings | 0537 | 06/83 | 145.0 | 145.0 | 145.0 | 0 | 0 |
| Roller bearings, except taper | 0538 | 06/83 | 203.4 | 204.4 | 204.4 | 2.0 | 0 |
| Other ball bearings | 0539 | 06/89 | 130.6 | 130.6 | 130.5 | 1.6 | -.1 |
| Industrial patterns | 07 | 12/84 | 131.1 | 131.1 | 131.1 | -.7 | 0 |
| Filters and strainers | 08 | 12/84 | 164.5 | 165.0 | 164.1 | .3 | -.5 |
| Other miscellaneous general purpose equipm | 11 | 12/84 | 156.5 | 156.5 | 156.2 | -.8 | -.2 |
| Electronic computers and computer equipm | 115 | 12/98 | 62.9 | 63.1 | 61.5 | -10.1 | -2.5 |
| Electronic computers | 1151 | 12/98 | 35.0 | 34.5 | 33.9 | -20.2 | -1.7 |
| Large-scale general purpose computers | 0111 | 12/98 | 30.1 | 30.1 | 28.8 | -23.6 | -4.3 |
| Mid-range general purpose computers | 0112 | 12/98 | 32.6 | 32.2 | 31.9 | -17.1 | -.9 |
| Personal computers and workstations | 0114 | 12/98 | 31.0 | 30.5 | 29.9 | -20.7 | -2.0 |
| Portable computers | 0115 | 12/98 | 25.7 | 24.2 | 24.0 | -23.1 | -.8 |

See footnotes at end of table.

Table 6. Producer price indexes and percent changes for commodity groupings and individual items, not seasonally adjusted—Continued

(1982=100 unless otherwise indicated)

| Commodity | Commodity code | Other index base | Index | | | Percent change July 2003 from: | |
|--|----------------|------------------|------------------------|------------------------|------------------------|--------------------------------|------------------|
| | | | Mar. 2003 ¹ | June 2003 ¹ | July 2003 ¹ | July 2002 | June 2003 |
| Computer storage devices | 1152 | 12/98 | 47.5 | 50.3 | 43.2 | -21.3 | -14.1 |
| Computer storage devices, except parts | 01 | 12/98 | 47.3 | 50.1 | 43.0 | -21.2 | -14.2 |
| Computer terminals and parts | 1153 | 12/98 | 95.2 | 94.1 | 94.2 | -1.3 | .1 |
| Computer terminals | 01 | 12/98 | 96.9 | 95.9 | 95.9 | -1.3 | 0 |
| Computer terminal parts, attachments, et | 02 | 12/98 | 84.6 | (²) | 83.7 | -1.1 | (²) |
| Computer peripheral equipment and parts | 1154 | 12/98 | 96.4 | 96.3 | 96.4 | -.7 | .1 |
| Computer printers | 02 | 12/98 | 90.6 | 90.3 | 90.4 | -1.8 | .1 |
| Parts for computer peripheral equipment | 05 | 12/98 | 104.8 | 104.8 | 104.8 | -.9 | 0 |
| All other peripheral equipment | 06 | 06/99 | 99.6 | 99.7 | 99.6 | 0 | -.1 |
| Special industry machinery and equipment | 116 | | 165.5 | 166.8 | 168.7 | 2.0 | 1.1 |
| Food products machinery | 1161 | | 181.9 | 182.7 | 183.0 | 1.3 | .2 |
| Dairy industry machinery | 01 | | 186.4 | 191.0 | 191.0 | 2.7 | 0 |
| Commercial food production machinery | 04 | | 172.9 | 173.3 | 173.3 | 1.2 | 0 |
| Industrial food production machinery | 05 | 12/83 | 173.6 | 173.8 | 174.5 | 1.0 | .4 |
| Textile machinery and equipment | 1162 | | 157.9 | 157.9 | 157.9 | .8 | 0 |
| Textile machinery | 12 | 06/86 | 139.9 | 139.9 | 139.9 | .4 | 0 |
| Textile machinery parts and attachments | 77 | | 162.7 | 162.8 | 162.7 | 1.4 | -.1 |
| Woodworking machinery and equipment | 1163 | | 147.5 | 147.9 | 147.9 | .6 | 0 |
| Other than for home workshops | 01 | | 147.4 | 147.7 | 147.7 | .9 | 0 |
| Sawmill equipment | 0101 | | 164.2 | 164.2 | 164.2 | .5 | 0 |
| Sawing machines, except sawmill equipment | 0103 | | 142.4 | 144.9 | 144.4 | 1.8 | -.3 |
| Straight-line machinery: planers, sanders, etc. | 0104 | | 167.0 | 167.0 | 167.0 | 1.1 | 0 |
| Other woodworking machinery, incl. lathes & presses | 0106 | | 173.4 | 173.4 | 173.4 | 3.0 | 0 |
| All other parts, attachments, and accessories | 0108 | | 133.6 | 134.1 | 134.1 | 1.3 | 0 |
| Woodworking power saw blades | 05 | | 132.5 | 133.3 | 133.3 | .6 | 0 |
| Other woodworking power saw blades | 0525 | 06/83 | 129.6 | 130.9 | 130.9 | 1.0 | 0 |
| Paper industries machinery | 1164 | 06/82 | 170.3 | 170.7 | 170.3 | .7 | -.2 |
| Pulp mill machinery | 0103 | 06/82 | 185.9 | (²) | (²) | (²) | (²) |
| Papermill machinery | 0105 | 06/82 | 160.0 | 160.0 | 160.0 | .8 | 0 |
| Paper and paperboard converting equipment | 0107 | 06/82 | 195.2 | 196.3 | 195.2 | .9 | -.6 |
| Printing trades machinery and equipment | 1165 | | 142.7 | 144.6 | 143.6 | -.2 | -.7 |
| Printing presses, offset, lithograph | 01 | | 156.6 | 156.6 | (²) | (²) | (²) |
| Bookbinding machinery and equipment | 05 | | 179.2 | 179.2 | 179.2 | .1 | 0 |
| Printing presses, other than lithographic | 06 | 12/82 | 163.8 | 163.8 | (²) | (²) | (²) |
| Other printing machinery and equipment | 09 | 12/82 | 144.6 | 147.7 | 145.9 | .1 | -1.2 |
| Other special industry machinery | 1166 | | 163.3 | 165.0 | 168.8 | 2.9 | 2.3 |
| Rubberworking machinery | 01 | | 177.3 | 183.6 | 180.7 | 2.5 | -1.6 |
| Plasticworking machinery | 03 | | 174.6 | 174.6 | 173.4 | -.7 | -.7 |
| Chemical industry machinery | 04 | | 152.9 | 151.3 | 151.3 | -3.1 | 0 |
| Automotive maintenance equipment | 05 | 06/83 | 155.6 | 157.0 | 168.1 | 10.9 | 7.1 |
| Miscellaneous industry machinery | 06 | | 162.4 | 164.3 | 168.7 | 3.4 | 2.7 |
| Semiconductor manufacturing equipment | 0638 | 06/87 | 128.3 | 129.8 | 127.9 | -.8 | -1.5 |
| Printed circuit board manufacturing machinery | 0641 | 06/01 | 95.7 | 95.7 | 95.7 | -1.7 | 0 |
| Special industry machinery & equipment & parts | 0647 | 06/01 | 99.8 | 101.1 | 109.1 | 9.1 | 7.9 |
| Packing and packaging machinery | 1167 | | 192.0 | 191.9 | 192.5 | 1.3 | .3 |
| Filling machinery | 01 | | 210.0 | 210.0 | 210.0 | 2.4 | 0 |
| Form-fill-seal machines | 0103 | | 256.6 | 256.6 | 256.6 | 5.2 | 0 |
| Filling machines | 0108 | 12/83 | 161.9 | 161.9 | 161.9 | .6 | 0 |
| Machinery for processing pkgs. & bottles | 03 | | 171.9 | 172.1 | 172.1 | 1.8 | 0 |
| Casing and cartoning machinery | 0302 | | 185.4 | 186.0 | 186.0 | .9 | 0 |
| Labeling and coding machinery | 0307 | 12/83 | 151.9 | 151.9 | 151.9 | 2.3 | 0 |
| Other packing & packaging machinery & pa | 04 | 12/83 | 173.8 | 173.7 | 174.6 | 1.0 | .5 |
| Wrapping, banding, bundling and fastening machines | 0401 | 12/83 | 161.5 | 164.5 | 164.5 | 2.8 | 0 |
| Parts for packing and packaging machinery | 0403 | 12/83 | 154.5 | 152.1 | 152.7 | -1.2 | .4 |
| Other packing and packaging machines | 0404 | 12/88 | 141.2 | 141.3 | 142.2 | 1.4 | .6 |
| Service industry machinery and parts | 1168 | 06/82 | 174.1 | 175.0 | 174.8 | 1.1 | -.1 |
| Nonelectric commercial cooking equipment | 0101 | 06/82 | 224.6 | 224.6 | 224.6 | 2.4 | 0 |
| Electrical commercial cooking equipment | 0102 | 06/82 | 172.4 | 174.3 | 174.3 | 1.4 | 0 |
| Commercial floor maintenance machinery, ex. vacuums | 0104 | 06/82 | 190.8 | 196.2 | 196.2 | 3.0 | 0 |
| Commercial and industrial vacuum cleaners & parts | 0111 | 06/82 | 162.7 | 162.5 | 162.5 | 0 | 0 |
| Water softeners and water heaters | 0114 | 12/99 | 101.9 | 101.9 | 101.9 | -.2 | 0 |
| All other industry/commercial service mach., pts/acc | 0117 | 12/99 | 106.0 | 106.3 | 106.1 | .9 | -.2 |
| Parts and access. for commercial cooking equipment | 0122 | 12/87 | 119.2 | 118.6 | 118.7 | 2.0 | .1 |
| Commercial laundry & dry cleaning equip. | 1169 | 12/82 | 172.2 | 176.8 | 177.3 | 3.3 | .3 |
| Commercial laundry & dry cleaning equip. | 09 | 06/03 | (²) | 100.0 | 100.3 | (²) | .3 |

See footnotes at end of table.

Table 6. Producer price indexes and percent changes for commodity groupings and individual items, not seasonally adjusted—Continued

(1982=100 unless otherwise indicated)

| Commodity | Commodity code | Other index base | Index | | | Percent change July 2003 from: | |
|--|----------------|------------------|------------------------|------------------------|------------------------|--------------------------------|------------------|
| | | | Mar. 2003 ¹ | June 2003 ¹ | July 2003 ¹ | July 2002 | June 2003 |
| Commercial laundry & dry cleaning equip.—Continued | 1169 | | | | | | |
| Commercial laundry & dry cleaning equip. | 0901 | 06/03 | (²) | 100.0 | 100.3 | (²) | 0.3 |
| Electrical machinery and equipment | 117 | | 115.1 | 115.1 | 115.3 | -.6 | .2 |
| Wiring devices | 1171 | | 153.0 | 153.3 | 153.4 | -1.2 | .1 |
| Current carrying | 01 | | 131.1 | 131.6 | 130.3 | -.2 | -1.0 |
| Convenience & power outlets, ex. pin & sleeve | 0142 | 12/99 | 83.5 | 86.3 | (²) | (²) | (²) |
| Electric switches | 0143 | 12/99 | 97.2 | 97.2 | 95.2 | -.5 | -2.1 |
| Wire connectors for electrical circuitry | 0144 | 12/99 | 103.4 | 104.3 | 104.3 | 1.2 | 0 |
| Lampholders | 0145 | 12/99 | 101.9 | 101.9 | 101.9 | -.4 | 0 |
| Current carrying wiring devices, n.e.c. | 0146 | 12/99 | 99.9 | 99.0 | 98.9 | 0 | -.1 |
| Noncurrent carrying | 02 | | 181.4 | 181.5 | 183.9 | -2.3 | 1.3 |
| Stamped metal switch and receptacle box | 0267 | | 196.2 | 196.2 | 196.2 | .4 | 0 |
| Fittings, except cast conduit body, cover, & gasket | 0279 | | 228.3 | 228.3 | 228.3 | 2.1 | 0 |
| Cable, cord and flexible conduit fittings | 0282 | 06/83 | 221.1 | 221.1 | 221.1 | .8 | 0 |
| Cast metal box, cover, gasket & access. ex. junction | 0285 | | 242.2 | (²) | (²) | (²) | (²) |
| Commercial pole and transmission line hardware | 0286 | | 166.2 | 166.1 | 164.9 | -.7 | -.7 |
| Flexible nonmetallic conduit | 0294 | 12/86 | 137.8 | 137.8 | 137.8 | 0 | 0 |
| Other noncurrent-carrying wiring devices | 0298 | | 215.0 | 220.4 | 219.7 | 2.4 | -.3 |
| Integrating and measuring instruments | 1172 | | 148.2 | 148.2 | 148.4 | .3 | .1 |
| Test equip.- elect. character. & signals | 05 | 12/83 | 142.2 | 142.2 | 142.4 | .4 | .1 |
| Indicating and recording instruments | 06 | 12/83 | 148.6 | (²) | (²) | (²) | (²) |
| Motors, generators, motor generator sets | 1173 | | 147.5 | 147.2 | 147.3 | .3 | .1 |
| Fractional horsepower motors & generators | 03 | 06/83 | 132.8 | 132.8 | 132.8 | 1.1 | 0 |
| Integral horsepower motors | 04 | 06/83 | 149.5 | 149.2 | 149.2 | -.7 | 0 |
| Integral horsepower motor-gen. sets | 06 | 06/83 | 151.0 | 149.8 | 149.8 | -1.1 | 0 |
| Land transportation types | 08 | 06/83 | 146.3 | 146.3 | 146.3 | -.2 | 0 |
| Parts and supplies | 09 | 06/83 | 144.8 | 144.6 | 144.8 | 2.5 | .1 |
| Transformers and power regulators | 1174 | | 131.5 | 131.4 | 132.3 | .7 | .7 |
| Fluorescent lamp ballasts | 02 | | 122.9 | 122.9 | 122.9 | 2.6 | 0 |
| Power & distribution transformers, ex. pa | 09 | 12/99 | 96.7 | 96.4 | 97.8 | -.4 | 1.5 |
| Power and distribution transformers, ex. parts | 0999 | 12/99 | 96.7 | 96.4 | 97.8 | -.4 | 1.5 |
| Parts & all other transformers | 11 | 12/99 | 102.0 | 102.3 | 102.0 | 1.1 | -.3 |
| Commer./institutional/indus. gen/ pump. transformers | 1101 | | 168.3 | 167.7 | 167.8 | 2.9 | .1 |
| Specialty transformers, ex. fluorescent lamp ballast | 1102 | | 87.4 | 88.2 | 87.4 | .7 | -.9 |
| Power regulators, boosters, other transformers/parts | 1109 | 12/99 | 101.5 | (²) | (²) | (²) | (²) |
| Switchgear, switchboard, etc. equipment | 1175 | | 159.6 | 159.2 | 159.1 | 1.3 | -.1 |
| Industrial controls | 07 | | 155.4 | 155.4 | 155.7 | 1.9 | .2 |
| Switchgear, exc. ducts & contr. circuit relay | 11 | 06/85 | 145.3 | 145.1 | 145.6 | -.1 | .3 |
| Power circuit breakers, all types | 12 | 06/85 | 108.3 | 106.4 | 106.7 | -1.8 | .3 |
| Panelboards & switching & interrupting devs | 13 | 06/85 | 163.1 | 163.3 | 161.5 | -.1 | -1.1 |
| Molded case circuit breakers | 15 | 06/85 | 149.5 | (²) | 145.2 | 2.5 | (²) |
| Relays for switchgear & industrial control | 18 | 06/90 | 156.7 | 156.7 | 156.7 | 3.4 | 0 |
| Communication and related equipment | 1176 | 12/85 | 106.4 | 106.1 | 106.5 | -.4 | .4 |
| Telephone and telegraph equipment | 01 | 12/85 | 99.6 | 99.8 | 99.9 | -2.8 | .1 |
| Carrier line equipment and external modems | 0112 | 12/00 | 95.5 | 93.2 | 93.6 | -2.1 | .4 |
| Switching equipment | 0121 | 12/85 | 110.5 | 110.5 | 110.5 | -1.8 | 0 |
| Other telephone and telegraph apparatus | 0141 | 12/85 | 88.7 | 89.9 | 90.0 | -3.8 | .1 |
| Radio & television communication equipment | 02 | 12/85 | 109.9 | 109.4 | 110.0 | .9 | .5 |
| Broadcast, studio and related equipment | 0201 | 12/85 | 108.3 | 108.3 | 106.4 | -1.8 | -1.8 |
| Radio communication, fiber optics & related equip. | 0202 | 12/85 | 102.2 | 100.5 | 102.2 | .2 | 1.7 |
| Intercom, alarm & traffic control systems | 0203 | 12/85 | 115.7 | 116.0 | 115.8 | .6 | -.2 |
| Electronic warfare/missile/spec. vhd & intelligence | 0205 | 12/85 | 96.9 | (²) | (²) | (²) | (²) |
| Navigation, recon. & surveillance systems & equipmen | 0207 | 06/99 | 104.7 | 105.8 | 105.5 | .1 | -.3 |
| Radar, sonar, & other search sys., ex. light recon | 0208 | 06/99 | 96.6 | 96.6 | 96.6 | 5.0 | 0 |
| Electronic systems and equipment, n.e.c. | 0211 | 12/00 | 100.8 | 100.7 | 100.7 | .8 | 0 |
| Electric lamps/bulbs and parts | 1177 | | 133.6 | 132.8 | 132.8 | -.4 | 0 |
| Incandescent | 01 | | 148.1 | 146.8 | 146.5 | -.3 | -.2 |
| Other than incandescent | 02 | | 116.5 | 115.9 | 116.2 | -.9 | .3 |
| Flourescent, hot cathode | 0221 | 12/83 | 90.7 | 89.1 | 89.4 | -3.4 | .3 |
| Other electric discharge | 0222 | 12/83 | 121.6 | 125.3 | 125.3 | 5.9 | 0 |
| Electronic components and accessories | 1178 | | 91.2 | 91.2 | 91.4 | -1.0 | .2 |
| Cathode ray T.V. picture tube | 02 | | 71.4 | 70.7 | 70.2 | -3.7 | -.7 |
| Power, transmitter, special purpose tubes | 03 | | 185.4 | 185.1 | 185.1 | 3.6 | 0 |
| Capacitors | 11 | | 125.2 | 120.3 | 118.3 | -12.7 | -1.7 |
| Resistors for electric applications | 12 | | 156.1 | 154.8 | 155.0 | -1.2 | .1 |
| Fixed, surface mounted, excluding carbon types | 1201 | 12/96 | 87.9 | 88.1 | 88.1 | -1.5 | 0 |
| Fixed, having two leads, excluding carbon types | 1202 | 12/96 | 110.2 | 110.6 | 110.6 | .1 | 0 |
| Resistor networks, having more than two leads | 1203 | 12/96 | 107.8 | 99.5 | 99.5 | -7.7 | 0 |

See footnotes at end of table.

Table 6. Producer price indexes and percent changes for commodity groupings and individual items, not seasonally adjusted—Continued

(1982=100 unless otherwise indicated)

| Commodity | Commodity code | Other index base | Index | | | Percent change July 2003 from: | |
|--|----------------|------------------|------------------------|------------------------|------------------------|--------------------------------|------------------|
| | | | Mar. 2003 ¹ | June 2003 ¹ | July 2003 ¹ | July 2002 | June 2003 |
| Electronic components and accessories—Continued | 1178 | | | | | | |
| Nonlinear resistors, inc. thermistors and varistors | 1205 | 12/96 | 88.8 | 88.8 | 88.8 | -2.3 | 0.0 |
| Resistor parts and other resistors | 1209 | 12/96 | 129.1 | 129.5 | 130.9 | 1.7 | 1.1 |
| Relays | 21 | | 182.8 | 182.0 | 181.8 | 2.0 | -1 |
| Switches, mechanical (electronic appl.) | 22 | 06/82 | 165.0 | (²) | 165.0 | -4 | (²) |
| Connectors | 24 | | 148.3 | 148.7 | 149.7 | .7 | .7 |
| Coaxial connectors (radio frequency) | 2411 | | 226.8 | 226.8 | 226.5 | -1.8 | -1 |
| Cylindrical connectors | 2426 | 06/03 | (²) | 100.0 | (²) | (²) | (²) |
| Rack and panel connectors (rectangular) | 2434 | 06/03 | (²) | 100.0 | 103.7 | (²) | 3.7 |
| Printed circuit connectors for electronic circuitry | 2443 | 06/03 | (²) | 100.0 | 100.6 | (²) | .6 |
| Other connectors including parts | 2472 | 06/03 | (²) | 100.0 | 100.3 | (²) | .3 |
| Magnetic and optical recording media | 25 | | 58.2 | 58.2 | 57.7 | -.7 | -.9 |
| Filters, crystals, and transducers | 28 | 06/82 | 100.6 | 100.6 | 100.5 | -.2 | -.1 |
| Filters and piezoelectric devices | 2891 | 06/82 | 109.6 | 109.6 | 109.6 | -.2 | 0 |
| Diodes and rectifiers | 31 | | 110.6 | 109.4 | 109.3 | -.6 | -.1 |
| Transistors | 35 | | 69.2 | 68.7 | 68.7 | -.1 | 0 |
| Optoelectronic devices | 37 | | 86.6 | 86.6 | 86.6 | -1.5 | 0 |
| Digital MOS integrated circuits | 42 | 12/98 | 62.7 | 65.6 | 65.8 | 1.4 | .3 |
| MOS, memory | 4221 | 12/98 | 51.4 | 55.7 | 56.6 | .5 | 1.6 |
| Other MOS, incl. logic, MCU, and MPR | 4223 | 12/98 | 79.5 | 82.5 | 82.5 | 2.5 | 0 |
| Mos, microprocessors | 4225 | 12/00 | 27.5 | 18.9 | 18.8 | -53.3 | -.5 |
| Linear integrated circuits | 45 | | 78.5 | 74.7 | 75.5 | -11.4 | 1.1 |
| Hybrid integrated circuits | 46 | | 97.4 | 97.4 | 97.4 | -.8 | 0 |
| Other semiconductor devices and parts | 48 | | 76.2 | 75.8 | 75.1 | -6.5 | -.9 |
| Semiconductor dice and wafers | 4815 | | 60.8 | 60.3 | 59.5 | -8.6 | -1.3 |
| Semiconductor parts (packages, other accessories) | 4817 | | 123.4 | 123.3 | 123.3 | -.9 | 0 |
| Printed circuit boards | 49 | | | | | | |
| Printed circuit boards | 4901 | 06/82 | 101.4 | 101.3 | 101.3 | -1.2 | 0 |
| Electronic transformers and coils | 53 | 06/82 | 130.8 | 131.1 | 131.1 | -1.1 | 0 |
| Other electronic components | 56 | 06/00 | 100.0 | 100.0 | 100.0 | -.4 | 0 |
| MW components, ex tubes, semicon., antenna | 57 | 06/82 | 157.2 | (²) | (²) | (²) | (²) |
| Complex component assembl., packs, modules | 61 | 06/82 | 110.1 | 109.4 | 110.4 | 1.1 | .9 |
| Miscellaneous electrical mach and equip | 1179 | | 111.3 | 111.9 | 111.7 | -1.3 | -.2 |
| Storage batteries | 01 | | 105.7 | 105.1 | 104.8 | -2.1 | -.3 |
| Lead acid batteries, 1.5 cubic foot or less | 0103 | 12/84 | 111.1 | 111.2 | 110.7 | -.6 | -.4 |
| Lead acid batteries, larger than 1.5 cubic foot | 0104 | 12/84 | 131.4 | 128.4 | 128.4 | -6.1 | 0 |
| Storage batteries other than lead acid, incl. parts | 0105 | 12/84 | 129.4 | 128.3 | 128.3 | -.8 | 0 |
| Primary batteries, dry and wet | 02 | | 153.2 | 153.4 | 152.7 | -9.3 | -.5 |
| All primary batteries, dry and wet | 0226 | 06/03 | (²) | 100.0 | 99.5 | (²) | -.5 |
| Carbon and graphite products | 03 | | 103.5 | 102.6 | 105.2 | -.5 | 2.5 |
| Graphite electrodes | 0324 | | 84.0 | 85.8 | 87.2 | 6.7 | 1.6 |
| Contacts, brushplates and brushes, except automotive | 0333 | 06/85 | 141.9 | 141.9 | 141.9 | -.8 | 0 |
| Other carbon and graphite products, mechanical | 0341 | 06/85 | 147.7 | (²) | (²) | (²) | (²) |
| Other carbon and graphite products, non-mechanical | 0343 | 06/85 | 113.9 | 109.2 | 114.7 | -6.1 | 5.0 |
| X-ray and electromedical equipment | 05 | | 100.0 | 101.6 | 100.8 | -.4 | -.8 |
| Irradiation equipment | 0512 | 06/85 | 113.6 | 115.4 | 115.3 | 1.2 | -.1 |
| Diagnostic electromedical equipment | 0514 | 06/85 | 73.2 | 75.6 | 75.0 | -.7 | -.8 |
| Electrotherapeutic equipment | 0516 | 06/85 | 77.2 | 78.7 | 76.7 | -3.0 | -2.5 |
| Other electromedical equipment, exc diag & therap. | 0517 | 12/02 | 101.2 | (²) | (²) | (²) | (²) |
| Parts and accessories for electromedical equipment | 0524 | 06/85 | 119.5 | 120.5 | 119.8 | -1.4 | -.6 |
| Engine electrical equipment | 06 | | 124.7 | 124.7 | 124.6 | -.6 | -.1 |
| Cable sets and ignition wiring harnesses | 0601 | 12/82 | 132.9 | 134.2 | 134.1 | -.4 | -.1 |
| Starting motors | 0604 | 12/82 | 116.1 | 115.3 | 115.4 | -2.0 | .1 |
| Spark plugs | 0605 | 12/82 | 119.7 | 119.7 | 119.7 | .2 | 0 |
| Alternators, generators, and regulators | 0607 | 06/00 | 99.8 | 99.7 | 99.7 | -2.1 | 0 |
| Other complete engine electrical equipment | 0608 | 06/00 | 99.2 | 99.3 | 99.3 | .8 | 0 |
| Parts for engine electrical equipment | 0609 | 06/00 | 93.4 | 92.9 | 91.8 | -2.3 | -1.2 |
| Porcelain electrical supplies, ex insulato | 08 | 12/85 | 109.5 | 108.8 | 109.0 | .7 | .2 |
| Electrical industrial apparatus, n.e.c. | 29 | 12/85 | 115.6 | 116.1 | 116.8 | -.5 | .6 |
| Industrial capacitors | 2901 | 12/85 | 86.4 | (²) | 86.4 | 0 | (²) |
| Rectifying apparatus | 2902 | 12/85 | 120.2 | 120.8 | 122.4 | .7 | 1.3 |
| Industrial coil windings & other misc. equipment | 2903 | 12/85 | 129.3 | 130.0 | 128.8 | -4.3 | -.9 |
| Miscellaneous instruments | 118 | | 156.6 | 156.8 | 157.0 | 1.7 | .1 |
| Environmental controls | 1181 | | 146.0 | 144.8 | 144.8 | -.1 | 0 |
| Building comfort controls | 01 | | 157.2 | 155.5 | 155.5 | -.6 | 0 |
| Appliance regulation controls | 02 | | 121.3 | 121.3 | 121.3 | 1.6 | 0 |
| Process control instruments | 1182 | 06/83 | 163.4 | 164.7 | 164.7 | 2.9 | 0 |
| Display and control receiver type instruments | 0111 | 06/83 | 154.9 | 154.4 | 154.2 | 1.7 | -.1 |
| Temperature instruments, excl. receiver type | 0121 | 06/83 | 163.2 | 163.2 | 163.2 | 4.5 | 0 |
| Pressure and draft instruments, excl. receiver type | 0131 | 06/83 | 182.2 | 182.7 | 183.4 | 6.8 | .4 |
| Flow and liquid level instruments | 0141 | 06/83 | 144.8 | 145.0 | 145.0 | .8 | 0 |
| Continuous process gas & liquid analysis instruments | 0151 | 06/83 | 147.1 | 148.7 | 148.2 | 3.9 | -.3 |
| Other process control products and parts | 0191 | 06/83 | 182.1 | 185.6 | 185.5 | 2.3 | -.1 |

See footnotes at end of table.

Table 6. Producer price indexes and percent changes for commodity groupings and individual items, not seasonally adjusted—Continued

(1982=100 unless otherwise indicated)

| Commodity | Commodity code | Other index base | Index | | | Percent change July 2003 from: | |
|--|----------------|------------------|------------------------|------------------------|------------------------|--------------------------------|------------------|
| | | | Mar. 2003 ¹ | June 2003 ¹ | July 2003 ¹ | July 2002 | June 2003 |
| Fluid meters and counting devices | 1184 | 12/85 | 122.7 | 122.8 | 122.9 | 2.2 | 0.1 |
| Integrating & totalizing meters for gas or liquids | 0102 | 12/85 | 137.8 | 138.4 | 138.4 | -.1 | 0 |
| Counting devices | 0103 | 12/85 | 137.0 | 137.0 | 137.3 | .4 | .2 |
| Motor vehicle indicating instruments | 0104 | 12/85 | 89.9 | 89.9 | 89.9 | 3.9 | 0 |
| Engineering and scientific instruments | 1185 | 12/85 | 168.6 | 168.6 | 169.9 | 4.2 | .8 |
| Aeronautical, nautical, & navigational ins | 01 | 12/85 | 179.4 | 178.4 | 181.3 | 5.6 | 1.6 |
| Laboratory apparatus | 02 | 12/85 | 163.2 | 164.0 | 163.6 | 3.2 | -.2 |
| Surveying/drafting instrs. & lab. furn. | 03 | 12/85 | 134.9 | 136.4 | 136.7 | 1.3 | .2 |
| Laboratory furniture | 0322 | 12/91 | 134.4 | 137.7 | 138.3 | 2.6 | .4 |
| Surveying/drafting instruments | 0329 | 12/91 | 112.1 | 112.1 | 112.1 | .2 | 0 |
| Optical instruments and lenses | 1186 | 12/85 | 123.9 | 123.6 | 123.6 | .1 | 0 |
| Sighting, tracking & fire-control equip. | 01 | 12/85 | 115.0 | 116.8 | 116.8 | 1.4 | 0 |
| Optical instruments and lenses | 02 | 12/85 | 120.1 | 117.9 | 118.2 | -3.7 | .3 |
| Laboratory analytical instruments | 03 | 12/85 | 126.7 | 126.8 | 126.6 | 1.1 | -.2 |
| Measuring & controlling devices, n.e.c. | 1189 | 06/85 | 139.1 | 139.8 | 139.8 | .9 | 0 |
| Aircraft engine instruments | 01 | 06/85 | 134.4 | 134.7 | 134.5 | -.3 | -.1 |
| Phys. prop. & kinematic test, insp. & meas e | 02 | 06/85 | 141.2 | 141.3 | 142.1 | 1.1 | .6 |
| Comm. meteorological & general purpose ins | 03 | 06/85 | 145.0 | 147.0 | 145.9 | 1.1 | -.7 |
| Nuclear radiation detect. & monitoring inst | 04 | 06/85 | 136.3 | (²) | 136.3 | 0 | (²) |
| Miscellaneous machinery | 119 | | 136.8 | 137.1 | 137.6 | 1.0 | .4 |
| Oil field and gas field machinery | 1191 | | 138.1 | 139.9 | 140.2 | 3.2 | .2 |
| Oil field and gas field drilling machinery | 02 | | 149.8 | 152.5 | 152.5 | 4.2 | 0 |
| Tungsten-carbide insert bits | 0227 | | 228.5 | 243.0 | 243.0 | 9.8 | 0 |
| Steel-toothed bits | 0228 | | 251.9 | (²) | 270.9 | 14.1 | (²) |
| Cementing, floating, guiding, and shoe equipment | 0234 | | 137.8 | (²) | (²) | (²) | (²) |
| Other rotary drilling surface equipment | 0251 | 12/86 | 167.6 | 167.6 | 167.6 | 0 | 0 |
| Other rotary subsurface drilling equipment | 0252 | 12/86 | 130.2 | 131.6 | 131.6 | 10.5 | 0 |
| Other oil and gas field drilling equipment | 0256 | 12/86 | 153.0 | (²) | 153.0 | 0 | (²) |
| Oil field and gas field production machine | 04 | | 120.5 | 120.8 | 121.5 | 1.4 | .6 |
| Christmas tree assemblies, casing and tubing heads | 0403 | | 111.0 | 111.5 | 111.5 | .5 | 0 |
| Pumping units and other surface lifting equipment | 0414 | 12/94 | 114.5 | 114.5 | 114.5 | 0 | 0 |
| Separating, metering, and treating equipment | 0427 | | 119.5 | 118.9 | 118.9 | -.9 | 0 |
| Other oil and gas field production machinery | 0449 | 12/86 | 127.5 | 127.5 | 129.5 | 1.6 | 1.6 |
| Parts for oil and gas field production machinery | 0455 | 12/86 | 133.2 | 133.6 | 133.6 | .3 | 0 |
| Mining machinery and equipment | 1192 | | 155.0 | 154.7 | 154.7 | 1.8 | 0 |
| Underground mining machinery | 01 | | 167.3 | 167.3 | 167.3 | -.1 | 0 |
| Loading machines, underground mine | 0102 | | 186.9 | 186.9 | 186.9 | -.3 | 0 |
| Crushing, pulverizing & screening machines | 02 | | 196.3 | 197.0 | 197.0 | 3.7 | 0 |
| Stationary type crushers | 0202 | 12/87 | 157.6 | 157.6 | 157.6 | .8 | 0 |
| Screens (vibrating, stationary), incl. trommel type | 0234 | | 146.1 | 148.8 | 148.8 | 6.3 | 0 |
| Drills and other mining machinery | 03 | | 181.3 | 182.4 | 182.4 | .8 | 0 |
| Mining machinery parts | 53 | | 135.9 | 136.2 | 136.3 | 3.2 | .1 |
| Mining machinery parts, excluding drills | 5301 | | 135.5 | 135.5 | 135.7 | 3.1 | .1 |
| Percussion rock drill bits | 5346 | | 136.5 | 141.6 | 141.6 | 5.0 | 0 |
| Office and store machines and equipment | 1193 | | 110.4 | 112.1 | 114.1 | 1.6 | 1.8 |
| Calculating and accounting machines | 01 | | 81.8 | 82.1 | 82.0 | -1.2 | -.1 |
| Calculating and accounting machines | 0112 | 12/96 | 92.2 | 92.4 | 92.2 | -1.6 | -.2 |
| Parts and attach. for calc. & acctg mach, cash reg. | 0115 | 06/85 | 86.7 | 88.5 | 88.5 | 2.1 | 0 |
| Safes and vaults | 05 | | 167.7 | 167.7 | (²) | (²) | (²) |
| Coin-operated auto. merchandising machines | 06 | | 119.0 | 119.4 | 119.4 | -.2 | 0 |
| Coin-operated auto. merchandising mach., ex. parts | 0654 | 06/82 | 119.0 | 119.5 | 119.5 | -.2 | 0 |
| Parts for automatic merchandising machines | 0656 | 06/94 | 97.8 | 97.8 | 97.8 | 0 | 0 |
| Other office and store machines and parts | 07 | | 130.1 | 130.9 | 130.9 | .3 | 0 |
| Mailing, letter handling, and addressing machines | 0753 | 06/85 | 115.4 | (²) | 116.3 | .8 | (²) |
| Standard typewriters, and all other office machines | 0755 | 12/94 | 102.7 | 103.3 | 103.3 | -.5 | 0 |
| Parts/attach. for std. typewriters/other office mach | 0757 | 12/94 | 109.0 | 110.0 | 109.0 | .1 | -.9 |
| Internal combustion engines | 1194 | | 144.0 | 143.9 | 144.4 | .3 | .3 |
| Gasoline engines | 01 | | 139.5 | 139.5 | 141.5 | 2.2 | 1.4 |
| Diesel, semidiesel, & dual fuel, non-auto | 07 | 12/82 | 130.5 | 130.5 | 130.5 | -.8 | 0 |
| Diesel, semidiesel, & dual fuel, auto. | 08 | 12/82 | 137.0 | 136.6 | 137.2 | 1.6 | .4 |
| Gas engines, except turbines | 11 | 12/88 | 161.5 | 161.4 | (²) | (²) | (²) |
| Parts and accessories for i.c. engines | 13 | | 145.0 | 145.0 | 145.0 | 2.2 | 0 |
| Machine shop products | 1195 | | 140.5 | 140.5 | 140.6 | .5 | .1 |
| Carburetors, pistons, piston rings, & valv | 01 | | 138.8 | 138.8 | 138.8 | 1.4 | 0 |
| Carburetors, rebuilt, all types | 0102 | 12/82 | 187.6 | 187.6 | 187.6 | .5 | 0 |
| Pistons for motor vehicles | 0108 | 06/89 | 96.3 | 96.1 | 96.2 | .1 | .1 |
| Piston rings, compress type, for motor vehicles | 0112 | | 112.1 | 111.9 | 111.9 | 0 | 0 |
| Valves (eng. intake/exhaust) ex. for motor veh. use | 0116 | 12/82 | 105.7 | 105.7 | 105.7 | .2 | 0 |

See footnotes at end of table.

Table 6. Producer price indexes and percent changes for commodity groupings and individual items, not seasonally adjusted—Continued

(1982=100 unless otherwise indicated)

| Commodity | Commodity code | Other index base | Index | | | Percent change July 2003 from: | |
|--|----------------|------------------|------------------------|------------------------|------------------------|--------------------------------|------------------|
| | | | Mar. 2003 ¹ | June 2003 ¹ | July 2003 ¹ | July 2002 | June 2003 |
| Machine shop products—Continued | 1195 | | | | | | |
| Other machine shop products | 05 | 06/84 | 126.8 | 126.8 | 126.9 | 0.4 | 0.1 |
| Steam, gas, & hydraulic turbines & parts | 1196 | 06/82 | 171.0 | 172.4 | 172.4 | 1.7 | 0 |
| Steam, gas, and hydraulic turbines | 01 | 06/82 | 204.4 | 208.8 | 209.4 | .7 | .3 |
| Mechanical drive steam turbines | 0101 | 06/82 | 176.8 | 181.2 | 181.9 | .9 | .4 |
| Hydraulic and other turbines | 0104 | 06/94 | 130.4 | 131.3 | 131.2 | -.4 | -.1 |
| Turbine parts and accessories | 02 | 06/82 | 173.0 | 173.2 | 173.0 | 2.2 | -.1 |
| Parts & accessories for steam engines & turbines | 0201 | 06/82 | 199.8 | 199.8 | 199.8 | .1 | 0 |
| Parts & accessories for gas turbines | 0202 | 06/82 | 157.5 | 158.0 | 157.5 | 6.3 | -.3 |
| Turbine generator sets and parts | 1197 | 06/87 | 168.1 | 168.6 | 168.7 | 1.8 | .1 |
| Other miscellaneous machinery | 1199 | 06/84 | 126.7 | 126.7 | 126.7 | 0 | 0 |
| Furniture and household durables | 12 | | 133.6 | 134.0 | 134.0 | .1 | 0 |
| Household furniture | 121 | | 158.1 | 158.3 | 158.3 | .5 | 0 |
| Metal household furniture | 1211 | | 124.9 | 124.9 | 124.9 | -.6 | 0 |
| Metal household dining, dinette, breakfast furniture | 0102 | 06/84 | 143.5 | 143.5 | 143.5 | .8 | 0 |
| Other metal household furniture | 0104 | 06/84 | 113.9 | 113.9 | 113.9 | -1.1 | 0 |
| Wood household furniture | 1212 | | 179.2 | 179.2 | 179.3 | .7 | .1 |
| Living room furniture | 01 | | 183.0 | 182.8 | 182.8 | .2 | 0 |
| Table | 0101 | | 192.6 | 191.8 | 192.3 | .7 | .3 |
| Desks | 0103 | | 191.1 | 191.1 | 191.1 | 0 | 0 |
| Chairs | 0105 | | 163.5 | (²) | (²) | (²) | (²) |
| Other nonupholstered living rm furniture | 0109 | | 162.5 | 162.5 | 162.5 | .1 | 0 |
| Dining room furniture | 02 | | 193.2 | 193.4 | 193.4 | .5 | 0 |
| Table | 0211 | | 195.8 | 196.1 | 196.1 | .4 | 0 |
| Chairs | 0216 | | 193.6 | 193.8 | 193.8 | .3 | 0 |
| Buffets and servers | 0221 | | 238.3 | 238.3 | 238.3 | .3 | 0 |
| China and corner cabinets | 0231 | | 181.8 | 181.8 | 181.8 | 1.7 | 0 |
| Other dining rm & kitchen furniture | 0233 | | 128.5 | 128.5 | 128.5 | 0 | 0 |
| Bedroom furniture | 03 | | 183.1 | 183.3 | 183.6 | 1.7 | .2 |
| Beds, including bunk and water beds | 0336 | | 198.9 | 198.6 | 201.2 | 1.7 | 1.3 |
| Headboard & headboard sets | 0341 | | 188.0 | 188.3 | 188.3 | 6.6 | 0 |
| Dresser, vanities and dressing tables | 0342 | | 178.2 | 178.3 | 178.3 | .7 | 0 |
| Night tables & stands | 0344 | | 209.4 | 209.5 | 209.4 | .4 | 0 |
| Chests | 0351 | | 186.3 | 186.6 | 186.5 | .2 | -.1 |
| Wardrobes and wardrobe-type cabinets | 0353 | | 188.6 | 189.3 | 189.5 | 1.7 | .1 |
| Other nonupholstered bedroom furniture | 0355 | | 138.4 | 138.4 | 138.4 | 0 | 0 |
| Other wood household furniture | 04 | | 143.5 | 143.5 | 143.5 | -.4 | 0 |
| Unpainted wood furniture | 0463 | | 203.8 | 203.8 | (²) | (²) | (²) |
| Unassembled or knockdown wood furniture | 0465 | | 120.9 | 120.9 | 120.9 | -2.6 | 0 |
| TV, radio, stereo & sewing machine cabinets | 0467 | 12/85 | 127.6 | (²) | (²) | (²) | (²) |
| Upholstered household furniture | 1213 | | 152.0 | 152.2 | 152.4 | .9 | .1 |
| Sofas, including sectional sofa pieces | 0101 | | 154.7 | 154.9 | 155.1 | .9 | .1 |
| Chairs, including rockers and recliners | 0111 | | 143.1 | 143.7 | 143.8 | 1.4 | .1 |
| Other upholstered household furniture | 0131 | 06/82 | 180.7 | 178.9 | 178.9 | -1.2 | 0 |
| Bedding | 1214 | | 133.2 | 133.4 | 133.3 | -.1 | -.1 |
| Innerspring mattress and foundation set | 0104 | 12/95 | 103.8 | 103.9 | 103.8 | -.1 | -.1 |
| Other mattresses, including crib and inserts | 0114 | 06/83 | 160.3 | 160.3 | 160.3 | 0 | 0 |
| Porch and lawn furniture | 1215 | | 157.7 | 157.7 | 157.7 | -.6 | 0 |
| Household furniture, n.e.c. | 1216 | 12/85 | 112.6 | 112.6 | 112.3 | -.3 | -.3 |
| Commercial furniture | 122 | | 161.8 | 162.6 | 162.5 | .9 | -.1 |
| Wood office furniture and store fixtures | 1221 | | 177.4 | 178.2 | 178.1 | 1.9 | -.1 |
| Seating | 0112 | 06/85 | 150.9 | 151.1 | 150.9 | 1.1 | -.1 |
| Desks and extensions | 0113 | 06/85 | 165.4 | 165.6 | 165.8 | 1.3 | .1 |
| Storage units, files and tables | 0114 | 06/85 | 169.9 | 170.4 | 170.0 | 1.5 | -.2 |
| Other wood office furniture | 0116 | 06/85 | 155.9 | 156.3 | 155.9 | 3.2 | -.3 |
| Partitions, shelving, and lockers | 0141 | 12/83 | 143.2 | 144.0 | 144.0 | 1.4 | 0 |
| Plastic laminated fixture tops | 0151 | 12/83 | 158.3 | 159.0 | 159.1 | .1 | .1 |
| Fixtures for stores, banks, offices, & | 0161 | 12/83 | 172.4 | 173.5 | 173.5 | 1.6 | 0 |
| Nonwood furniture and store fixtures | 1222 | | 154.0 | 154.8 | 154.3 | .7 | -.3 |
| Filing cabinets and cases | 02 | | 155.1 | 155.1 | 155.1 | 2.4 | 0 |
| Furniture | 03 | | 159.1 | 160.5 | 159.2 | 0 | -.8 |
| Desks and extensions | 0321 | | 177.9 | (²) | 177.9 | 3.1 | (²) |
| Office seating | 0325 | | 156.5 | 156.4 | 156.4 | -.3 | 0 |

See footnotes at end of table.

Table 6. Producer price indexes and percent changes for commodity groupings and individual items, not seasonally adjusted—Continued

(1982=100 unless otherwise indicated)

| Commodity | Commodity code | Other index base | Index | | | Percent change July 2003 from: | |
|---|----------------|------------------|------------------------|------------------------|------------------------|--------------------------------|------------------|
| | | | Mar. 2003 ¹ | June 2003 ¹ | July 2003 ¹ | July 2002 | June 2003 |
| Nonwood furniture and store fixtures—Continued | 1222 | | | | | | |
| Other nonwood office furniture | 0326 | 06/95 | 101.8 | 103.3 | 101.9 | -0.3 | -1.4 |
| Partitions and fixtures | 04 | 12/83 | 141.2 | 141.7 | 141.7 | .6 | 0 |
| Partitions prefabricated, assembled, o | 0403 | 12/83 | 152.8 | (²) | (²) | (²) | (²) |
| Shelving and lockers | 0405 | 12/83 | 144.2 | 145.5 | 145.5 | 2.4 | 0 |
| Storage racks and accessories | 0407 | 12/83 | 139.3 | 140.3 | 140.4 | -1.3 | .1 |
| Fixtures for stores, banks, offices, & | 0409 | 12/83 | 138.8 | 138.8 | 138.8 | -.1 | 0 |
| Public building furniture | 1223 | 12/84 | 143.1 | 144.1 | 144.2 | -.1 | .1 |
| School furn. exc. stone, concrete, & library furn. | 0101 | 12/84 | 148.0 | 156.2 | 154.7 | 1.3 | -1.0 |
| Public bldg. & related furn.exc. school & restaurant | 0102 | 12/84 | 145.0 | 145.3 | 145.7 | -.2 | .3 |
| Furniture and fixtures n.e.c. | 1224 | 12/85 | 145.8 | 145.9 | 146.5 | 1.0 | .4 |
| Hospital beds | 0101 | 12/85 | 118.3 | 118.3 | 119.1 | 1.2 | .7 |
| Restaurant, cafeteria & bar furniture | 0102 | 12/85 | 152.2 | 152.2 | 153.1 | 1.2 | .6 |
| Other furniture and fixtures, n.e.c. | 0103 | 12/85 | 148.4 | 148.9 | 148.8 | .5 | -.1 |
| Floor coverings | 123 | | 131.4 | 134.1 | 134.9 | 2.9 | .6 |
| Soft surface floor coverings | 1231 | | 127.3 | 130.5 | 131.2 | 3.2 | .5 |
| Tufted broadloom | 01 | | 128.8 | 132.3 | 133.0 | 3.3 | .5 |
| Tufted broadloom, nylon | 0161 | | 131.6 | 134.7 | 134.4 | 1.7 | -.2 |
| Other tufted carpets and rugs | 0165 | 12/98 | 107.1 | 110.8 | 113.5 | 7.7 | 2.4 |
| Woven carpets/rugs made from textile yarns | 03 | 06/85 | 152.3 | 155.3 | 158.9 | 2.4 | 1.0 |
| Carpets & rugs not made from textile yarns | 04 | 06/85 | 125.5 | 125.5 | 125.5 | .5 | 0 |
| Hard surface floor coverings | 1232 | | 154.9 | 154.9 | 157.7 | 2.3 | 1.8 |
| Commission finishing/dyeing, floor cover | 1233 | 12/86 | 116.3 | 116.2 | 116.2 | -.1 | 0 |
| Household appliances | 124 | | 102.7 | 102.3 | 102.1 | -2.3 | -.2 |
| Major appliances | 1241 | | 98.3 | 97.9 | 97.6 | -2.7 | -.3 |
| Cooking equipment | 01 | | 95.2 | 95.0 | 94.0 | -3.3 | -1.1 |
| Elec and microwave household cooking units & parts | 0105 | 12/02 | 98.3 | 97.5 | 98.0 | (²) | -1.5 |
| Gas household units and related parts and accessories | 0139 | 12/02 | 98.8 | 99.1 | 98.0 | (²) | -1.1 |
| Other household equip, exc elec & gas, and outdoor | 0169 | 12/02 | 100.3 | 100.3 | 100.3 | (²) | 0 |
| Laundry equipment | 02 | | 102.0 | 102.3 | 102.6 | -1.1 | .3 |
| Refrigeration equipment | 03 | | 88.5 | 88.3 | 87.6 | -4.1 | -.8 |
| Household refrigerators, incl. comb. refrig/freezers | 0329 | 12/02 | 98.2 | 98.0 | 97.2 | (²) | -.8 |
| Parts and attachments for household refrig./freezers | 0339 | 12/02 | 100.6 | 93.0 | 94.4 | (²) | 1.5 |
| Other major appliances | 04 | | 114.5 | 113.0 | 113.3 | -1.8 | .3 |
| Room air conditioners | 0445 | | 121.1 | 121.2 | 121.1 | -.3 | -.1 |
| Other household appliances and parts | 0452 | 12/00 | 97.4 | 95.3 | 95.8 | -2.7 | .5 |
| Household vacuum cleaners, parts, & atta | 1243 | | 102.8 | 101.6 | 101.6 | -4.0 | 0 |
| Vacuum cleaners | 01 | | 96.5 | 95.4 | 95.4 | -3.9 | 0 |
| Canister, tank, and all other general purpose | 0111 | | 105.9 | 105.9 | 105.9 | 1.5 | 0 |
| All other vacuum cleaner types & parts & attachments | 0113 | 12/00 | 95.6 | 95.6 | 95.6 | 0 | 0 |
| Upright | 0121 | | 90.3 | 88.0 | 88.0 | -9.5 | 0 |
| Electric housewares and fans | 1244 | | 108.9 | 108.9 | 108.9 | 0 | 0 |
| Small household appliances | 01 | | 105.8 | 105.8 | 105.8 | 0 | 0 |
| Electric fans | 02 | 12/82 | 110.2 | (²) | 110.2 | -.1 | (²) |
| Parts & attach. - small elect. appliances | 03 | 12/82 | 137.4 | (²) | 137.4 | -1.1 | (²) |
| Electric lamps | 1245 | | 149.7 | 148.8 | 148.9 | -.8 | .1 |
| Home electronic equipment | 125 | | 67.9 | 67.6 | 67.0 | -3.0 | -.9 |
| Television receivers | 1252 | | 57.5 | 57.0 | 56.2 | -4.4 | -1.4 |
| Color console TV receiver | 0201 | | 74.9 | (²) | 74.9 | -1.3 | (²) |
| Color TV, table & port, over 17 in. | 0203 | | 50.4 | 49.9 | 48.7 | -5.4 | -2.4 |
| Projection televisions | 0206 | 12/92 | 64.0 | 62.5 | 62.2 | -8.5 | -.5 |
| Other home electronic equipment | 1253 | | 121.5 | 121.4 | 121.4 | -1.1 | 0 |
| High fidelity equipment and components | 06 | 12/86 | 134.9 | 134.9 | 134.9 | .1 | 0 |
| Speakers, including loudspeaker systems | 07 | | 120.7 | 120.6 | 120.5 | -1.6 | -.1 |
| Loudspeakers, sold separately | 0701 | | 112.0 | 113.2 | 112.5 | -1.1 | -.6 |
| Microphones | 0702 | | 170.6 | (²) | (²) | (²) | (²) |
| Loudspeakers, bookshelf | 0703 | | 121.7 | 121.7 | (²) | (²) | (²) |
| Loudspeakers, floor standing | 0704 | | 112.1 | 109.3 | 110.4 | -6.4 | 1.0 |
| Other loudspeaker systems | 0705 | | 120.3 | 120.3 | 120.3 | 0 | 0 |
| Other equipment and accessories | 0707 | 12/92 | 108.2 | 108.2 | 108.2 | 0 | 0 |
| Other household durable goods | 126 | | 158.6 | 158.7 | 159.1 | .4 | .3 |

See footnotes at end of table.

Table 6. Producer price indexes and percent changes for commodity groupings and individual items, not seasonally adjusted—Continued

(1982=100 unless otherwise indicated)

| Commodity | Commodity code | Other index base | Index | | | Percent change July 2003 from: | |
|--|----------------|------------------|------------------------|------------------------|------------------------|--------------------------------|------------------|
| | | | Mar. 2003 ¹ | June 2003 ¹ | July 2003 ¹ | July 2002 | June 2003 |
| Tableware, kitchenware and other pottery | 1261 | | 191.7 | 193.6 | 193.9 | 1.8 | 0.2 |
| Tableware and kitchenware | 01 | | 190.3 | 193.2 | 192.3 | 1.5 | -.5 |
| Semivitreous table and kitchenware | 0102 | 12/99 | 104.0 | 105.6 | 105.1 | 1.7 | -.5 |
| Pottery, except table and kitchenware | 02 | 12/83 | 171.4 | 172.2 | 173.3 | 1.9 | .6 |
| Art, decorative and novelty pottery | 0201 | 12/83 | 159.9 | 161.3 | 161.5 | 2.2 | .1 |
| Other pottery products | 0202 | 12/83 | 190.2 | 190.2 | 192.5 | 1.6 | 1.2 |
| Household glassware | 1262 | | 169.2 | 169.0 | 169.0 | -.4 | 0 |
| Hollowware | 1263 | 06/85 | 163.2 | 164.3 | 164.3 | 1.1 | 0 |
| Household flatware | 1264 | | 145.2 | 145.2 | 145.2 | .1 | 0 |
| Mirrors | 1265 | | 152.1 | 149.5 | 149.5 | -1.2 | 0 |
| Framed mirrors | 0102 | 06/83 | 170.9 | 170.9 | 170.9 | 0 | 0 |
| Unframed mirrors | 0103 | 06/83 | 137.4 | 132.9 | 132.9 | -2.3 | 0 |
| Lawn/garden equipment excl. garden tract | 1266 | | 133.4 | 133.3 | 134.0 | 0 | .5 |
| Lawn tractors & riding mowers & equipment | 04 | 12/82 | 131.3 | 131.3 | 131.3 | -1.8 | 0 |
| Consumer riding lawn, garden & snow equipment | 0404 | 06/03 | (²) | 100.0 | 100.0 | (²) | 0 |
| Parts & attach., consumer lawn & garden eq | 05 | 12/82 | 148.0 | 148.0 | 147.3 | -.3 | -.5 |
| Parts/attach. for consumer lawn, garden & snow equip | 0503 | 06/03 | (²) | 100.0 | 99.5 | (²) | -.5 |
| Consumer nonriding lawn, garden & snow e | 06 | 06/03 | (²) | 100.0 | 101.2 | (²) | 1.2 |
| Consumer nonriding lawn, garden, & snow equipment | 0601 | 06/03 | (²) | 100.0 | 101.2 | (²) | 1.2 |
| Cutlery, razors and razor blades | 1267 | | 183.6 | 183.6 | 183.6 | 2.5 | 0 |
| Razors and razor blades | 0102 | 12/83 | 190.1 | 190.1 | (²) | (²) | (²) |
| Cutlery, scissors, shears, trimmers, a | 0141 | 12/83 | 162.6 | 162.6 | 162.6 | 1.3 | 0 |
| Metal household containers | 1268 | | 178.1 | 178.6 | 178.6 | 1.0 | 0 |
| Stamped and spun utensils, aluminum | 0101 | | 175.4 | 175.4 | 175.4 | 0 | 0 |
| Stamped and spun utensils except aluminum | 0102 | 06/84 | 155.6 | 156.6 | (²) | (²) | (²) |
| Household durables, n.e.c. | 1269 | 06/84 | 147.7 | 148.3 | 148.6 | -.5 | .2 |
| Window shades made from textile fabric & accessories | 0101 | 06/84 | 151.7 | 151.9 | 153.7 | 5.3 | 1.2 |
| Venetian blinds | 0102 | 06/84 | 132.0 | 132.9 | 132.9 | .3 | 0 |
| Curtain/drapery rods & shades/blinds, n.e.c. | 0103 | 06/84 | 150.1 | 150.1 | 150.1 | -7.0 | 0 |
| Nonmetallic mineral products | 13 | | 147.8 | 148.4 | 148.4 | 1.4 | 0 |
| Glass | 131 | | 121.8 | 121.9 | 122.0 | -.2 | .1 |
| Flat glass | 1311 | | 111.1 | 111.1 | 111.2 | -.7 | .1 |
| Laminated glass | 04 | 06/83 | 88.6 | 88.3 | 88.3 | -3.6 | 0 |
| For construction/architectural uses | 0413 | 12/87 | 127.3 | 126.2 | 125.7 | -2.9 | -.4 |
| For automotive uses | 0414 | 12/87 | 64.9 | 64.7 | 64.9 | -4.7 | .3 |
| For other uses, n.e.c. | 0415 | 12/87 | 111.4 | 111.4 | 111.4 | 0 | 0 |
| Sheet, plate, and float glass | 05 | | 95.5 | 97.1 | 97.9 | 2.0 | .8 |
| Specialty glass | 07 | | 129.0 | 128.4 | 128.4 | -.8 | 0 |
| Tempered glass for automotive use | 0711 | 12/87 | 85.2 | 84.2 | 84.1 | -2.5 | -.1 |
| Tempered glass for construction/architectural uses | 0712 | 12/87 | 97.5 | 96.4 | 96.5 | -1.5 | .1 |
| Tempered glass for other uses | 0713 | 12/87 | 127.8 | 127.8 | 127.8 | .2 | 0 |
| Other flat glass products, n.e.c. | 0714 | 12/87 | 141.3 | 141.2 | 141.1 | -.1 | -.1 |
| Other finished glassware | 1313 | 06/83 | 141.0 | 141.4 | 141.5 | 1.1 | .1 |
| Pressed and blown glassware | 01 | 06/83 | 143.2 | 143.7 | 143.8 | 1.3 | .1 |
| Lighting and electronic glassware | 0111 | 06/83 | 121.2 | 122.0 | 122.0 | 1.9 | 0 |
| Other pressed and blown glassware | 0112 | 06/83 | 177.6 | 177.6 | 177.6 | .4 | 0 |
| Concrete ingredients and related product | 132 | | 164.3 | 165.4 | 165.2 | 1.2 | -.1 |
| Construction sand/gravel/crushed stone | 1321 | | 175.8 | 177.6 | 177.3 | 2.1 | -.2 |
| Sand, construction | 0101 | | 193.0 | 196.3 | 196.1 | 1.7 | -.1 |
| Gravel, construction | 0111 | | 185.4 | 187.3 | 188.0 | 2.0 | .4 |
| Crushed and broken stone | 0121 | | 171.3 | 172.8 | 172.3 | 2.2 | -.3 |
| Cement | 1322 | | 152.6 | 152.7 | 152.6 | -.5 | -.1 |
| Concrete products | 133 | | 153.2 | 153.3 | 153.4 | .5 | .1 |
| Concrete block and brick | 1331 | | 168.3 | 169.7 | 169.9 | 2.1 | .1 |
| Structural block | 11 | | 172.2 | 173.7 | 173.9 | 2.4 | .1 |
| Decorative block | 21 | | 145.6 | 146.4 | 146.4 | -.3 | 0 |
| Concrete brick | 31 | | 147.0 | 149.2 | 149.2 | 2.5 | 0 |
| Paving blocks | 41 | | 149.3 | 150.0 | 150.0 | 2.5 | 0 |
| Concrete pipe | 1332 | | 154.3 | 153.9 | 153.9 | 1.3 | 0 |

See footnotes at end of table.

Table 6. Producer price indexes and percent changes for commodity groupings and individual items, not seasonally adjusted—Continued

(1982=100 unless otherwise indicated)

| Commodity | Commodity code | Other index base | Index | | | Percent change July 2003 from: | |
|--|----------------|------------------|------------------------|------------------------|------------------------|--------------------------------|------------------|
| | | | Mar. 2003 ¹ | June 2003 ¹ | July 2003 ¹ | July 2002 | June 2003 |
| Ready-mixed concrete | 1333 | | 150.6 | 150.9 | 150.6 | 0.5 | -0.2 |
| Precast concrete products | 1334 | | 158.5 | 157.8 | 159.4 | .1 | 1.0 |
| Prestressed concrete products | 1335 | | 150.3 | 147.6 | 148.5 | -1.7 | .6 |
| Clay construction products ex. refractor | 134 | | 153.9 | 154.8 | 154.8 | 1.0 | 0 |
| Brick and structural clay tile | 1342 | 12/84 | 163.7 | 163.5 | 163.5 | 1.2 | 0 |
| Brick, except ceramic, glazed & refractory | 01 | 12/84 | 164.1 | 163.8 | 163.9 | 1.2 | .1 |
| Ceramic floor and wall tile | 1344 | | 104.8 | 107.0 | 107.0 | .1 | 0 |
| Structural clay products, n.e.c. | 1345 | | 167.9 | 169.8 | 169.8 | 3.0 | 0 |
| Vitrified clay sewer pipe and fittings | 0101 | | 149.0 | 149.4 | 149.4 | 1.7 | 0 |
| Other structural clay products, n.e.c. | 0199 | 12/85 | 152.7 | 155.2 | 155.2 | 3.7 | 0 |
| Refractories | 135 | | 153.6 | 158.2 | 153.8 | .1 | -2.8 |
| Clay refractories | 1352 | | 161.8 | 162.0 | 162.0 | .4 | 0 |
| Bricks and shapes | 0145 | 06/91 | 129.5 | 129.9 | 129.9 | 1.1 | 0 |
| Refractories, non clay | 1353 | | 147.7 | 155.9 | 147.7 | -.3 | -5.3 |
| Silica bricks and shapes | 0115 | 12/85 | 89.9 | 91.3 | 91.3 | .4 | 0 |
| All other nonclay refractory bricks and shapes | 0117 | 12/85 | 145.7 | 148.9 | 148.1 | 1.9 | -.5 |
| Nonclay refractory mortars/castables, hydro setting | 0119 | 12/85 | 163.8 | 166.9 | 164.5 | .3 | -1.4 |
| Plastic refractories & ramming mixes & nonhyd. cast. | 0132 | 12/85 | 171.3 | 175.5 | 175.5 | 2.5 | 0 |
| Nonclay gunning mixes, basic and other | 0141 | | 115.4 | 115.4 | 115.4 | 0 | 0 |
| Other nonclay refractory materials in lump or ground | 0143 | 12/85 | 129.0 | 135.8 | 132.5 | 3.4 | -2.4 |
| Asphalt felts and coatings | 136 | | 115.1 | 119.0 | 118.2 | 5.6 | -.7 |
| Prep. asphalt & tar roofing & siding pro | 1361 | | 110.2 | 112.9 | 112.0 | 4.2 | -.8 |
| Strip shingles | 0102 | | 102.5 | 108.7 | 108.8 | 5.6 | .1 |
| Smooth surface roll roofing | 0111 | | 127.1 | 130.8 | 129.8 | 6.5 | -.8 |
| Mineral surface roll roofing | 0112 | | 98.3 | 102.6 | 101.4 | 10.1 | -1.2 |
| Other prepared asphalt & tar roofing & siding prods. | 0121 | 06/84 | 139.8 | 131.0 | 126.9 | -1.2 | -3.1 |
| Other asphalt roofing | 1362 | | 135.5 | 146.4 | 146.3 | 13.0 | -.1 |
| Gypsum products | 137 | | 165.6 | 166.6 | 175.5 | 5.2 | 5.3 |
| Gypsum products | 1371 | | | | | | |
| Gypsum building plasters, boards and laths | 0102 | 12/93 | 131.9 | 135.6 | 136.3 | .7 | .5 |
| Glass containers | 138 | | 139.3 | 140.1 | 139.9 | 2.9 | -.1 |
| Other nonmetallic minerals | 139 | | 147.8 | 147.7 | 147.2 | 1.7 | -.3 |
| Insulation materials | 1392 | | 130.0 | 128.1 | 127.1 | -.9 | -.8 |
| Mineral wool for structural insulation | 01 | | 118.2 | 116.4 | 115.5 | -.7 | -.8 |
| Building batt, blankets, and rolls | 0101 | | 129.6 | 125.3 | 123.6 | -2.1 | -1.4 |
| Loose fiber and granulated fiber | 0102 | | 95.0 | 95.7 | 96.6 | 3.3 | .9 |
| Acoustical mineral wool | 0103 | | 91.6 | 92.6 | 92.4 | .2 | -.2 |
| Other mineral wool for thermal insulation | 0104 | | 148.7 | (²) | 148.9 | 1.9 | (²) |
| Min. wool for indus. & equip. insulation | 02 | | 133.7 | 131.9 | 130.9 | -1.2 | -.8 |
| Paving mixtures and blocks | 1394 | | 144.1 | 144.8 | 143.6 | 4.7 | -.8 |
| Paving asphalt | 0101 | | 119.5 | 118.4 | 118.5 | 6.3 | .1 |
| Bituminous/asphaltic concrete mixtures and blocks | 0111 | | 157.7 | 159.3 | 157.5 | 4.2 | -1.1 |
| Other paving mixtures and blocks | 0112 | | 88.6 | 89.4 | 88.1 | .7 | -1.5 |
| Cut stone and stone products | 1395 | | | | | | |
| Dressed dimension and cut granite | 0111 | 12/84 | 142.9 | 142.9 | 142.9 | -.1 | 0 |
| Dressed dimension and cut marble | 0131 | 12/84 | 156.2 | 156.2 | 156.2 | 0 | 0 |
| Other cut stone products, incl. slate, sandstone | 0141 | 12/84 | 138.4 | 139.1 | 139.1 | .5 | 0 |
| Gaskets, packing, and sealing devices | 1398 | 12/85 | 145.7 | 145.7 | 145.8 | .6 | .1 |
| Gaskets and gasketing material | 01 | 12/85 | 157.4 | 157.6 | 157.4 | 1.4 | -.1 |
| Nonmetallic gaskets and gasketing | 0111 | 12/90 | 133.1 | 133.5 | 133.0 | .5 | -.4 |
| Metallic gaskets and machined seals | 0112 | 12/90 | 131.8 | 131.9 | 131.9 | 1.9 | 0 |
| Packing and sealing | 02 | 12/85 | 137.3 | 137.1 | 137.4 | .1 | .2 |
| Compression packings | 0211 | 12/90 | 147.3 | 147.3 | 147.3 | 2.6 | 0 |
| Molded packing and sealing devices | 0212 | 12/90 | 124.8 | 125.1 | 125.7 | .1 | .5 |
| Axial mechanical face seals | 0213 | 12/90 | 136.2 | 136.2 | 136.2 | 1.6 | 0 |
| Rotary oil seals | 0214 | 12/90 | 108.9 | 108.2 | 108.2 | -1.1 | 0 |

See footnotes at end of table.

Table 6. Producer price indexes and percent changes for commodity groupings and individual items, not seasonally adjusted—Continued

(1982=100 unless otherwise indicated)

| Commodity | Commodity code | Other index base | Index | | | Percent change July 2003 from: | |
|--|----------------|------------------|------------------------|------------------------|------------------------|--------------------------------|------------------|
| | | | Mar. 2003 ¹ | June 2003 ¹ | July 2003 ¹ | July 2002 | June 2003 |
| Nonmetallic minerals and products, n.e.c. | 1399 | 06/82 | 145.3 | 145.5 | 145.9 | 1.7 | 0.3 |
| Industrial sand | 01 | 06/82 | 160.2 | 160.3 | 159.7 | 2.4 | -.4 |
| Glass sand | 0101 | 06/82 | 157.6 | 157.6 | 156.5 | .8 | -.7 |
| Foundry sand | 0111 | 06/82 | 185.5 | 188.6 | 188.3 | 2.1 | -.2 |
| Other industrial sand | 0121 | 06/82 | 151.1 | 149.9 | 149.9 | 4.4 | 0 |
| Other nonmetallic minerals, n.e.c. | 02 | 06/84 | 141.4 | 141.9 | 141.9 | 1.4 | 0 |
| Minerals and earths ground or treated | 0209 | 06/85 | 136.2 | 136.2 | 136.3 | 1.0 | .1 |
| Dimension stone | 0211 | 06/85 | 166.7 | 167.1 | 167.0 | 3.0 | -.1 |
| Clay and related materials, n.e.c. | 0214 | 06/90 | 118.7 | 119.6 | 119.6 | 1.4 | 0 |
| Miscellaneous nonmetallic minerals, n.e.c. | 0299 | 06/85 | 144.6 | 146.2 | 145.9 | 1.9 | -.2 |
| Nonmetallic mineral products, n.e.c. | 03 | 12/85 | 127.2 | 126.0 | 128.8 | 3.3 | 2.2 |
| Mica products and stationary art goods | 0303 | 12/00 | 97.4 | 96.5 | (²) | (²) | (²) |
| Other nonmetallic mineral products | 0399 | 12/85 | 119.2 | 118.2 | 121.4 | 4.1 | 2.7 |
| Transportation equipment | 14 | | 146.9 | 144.0 | 144.1 | .8 | .1 |
| Motor vehicles and equipment | 141 | | 131.7 | 127.6 | 127.3 | -.4 | -.2 |
| Motor vehicles | 1411 | | 139.0 | 132.2 | 131.7 | 0 | -.4 |
| Passenger cars | 01 | | 132.8 | 127.2 | 126.5 | .4 | -.6 |
| Motor coaches and buses | 03 | | 141.5 | (²) | (²) | (²) | (²) |
| Motorcycles | 04 | | 172.1 | 172.1 | 172.1 | 2.7 | 0 |
| Trucks, 10,000 lbs. GVW and under | 05 | | 155.0 | 145.2 | 144.5 | -.8 | -.5 |
| Trucks, over 10,000 lbs. GVW | 06 | | 154.5 | 154.2 | 154.4 | 1.2 | .1 |
| Fire department vehicles | 08 | 06/83 | 180.6 | 180.6 | (²) | (²) | (²) |
| Motor vehicle parts | 1412 | | 111.9 | 111.7 | 111.7 | -1.2 | 0 |
| Motor vehicle parts, new | 03 | 12/82 | 109.0 | 108.8 | 108.8 | -1.2 | 0 |
| Motor vehicle parts, new, excl. motorcycle parts | 0331 | 12/82 | 108.9 | 108.7 | 108.7 | -1.3 | 0 |
| Motorcycle parts, new | 0335 | 12/84 | 137.3 | 137.3 | 137.3 | .1 | 0 |
| Motor vehicle parts, rebuilt | 04 | 12/82 | 136.8 | 137.1 | 137.0 | -.2 | -.1 |
| Truck and bus bodies | 1413 | 12/82 | 168.5 | 168.8 | 168.9 | 1.0 | .1 |
| Truck and bus bodies sold separately | 01 | 12/82 | 167.4 | 167.5 | 167.6 | 1.0 | .1 |
| Completed vehicles on purchased chassis | 02 | 12/82 | 175.5 | 176.0 | 176.0 | .8 | 0 |
| Emergency vehicles sold on purchased chassis | 0206 | 12/82 | 200.6 | 200.6 | 200.6 | 1.0 | 0 |
| All other vehicles sold on purchased chassis | 0278 | 12/00 | 101.6 | 102.1 | 102.1 | .8 | 0 |
| Truck trailers | 1414 | | 139.5 | 139.5 | 139.4 | .9 | -.1 |
| Vans, over 10,000 lbs. | 01 | | 150.1 | 149.7 | 149.6 | .7 | -.1 |
| Closed top vans | 0106 | 06/83 | 150.1 | 149.7 | 149.6 | .7 | -.1 |
| Tanks, over 10,000 lbs. | 02 | | 141.4 | 143.6 | 143.6 | 4.3 | 0 |
| Tanks for flammable liquids | 0201 | | 126.6 | 127.3 | 127.3 | 5.5 | 0 |
| Other tanks | 0206 | 12/86 | 147.1 | 147.7 | 147.7 | 6.3 | 0 |
| Other trailers and chassis, over 10,000 lb | 03 | | 123.2 | 123.3 | 123.3 | .2 | 0 |
| Bulk commodity trailers | 0301 | | 135.0 | 135.0 | 135.0 | 0 | 0 |
| Platform trailers | 0303 | | 126.2 | 126.5 | 126.5 | .9 | 0 |
| Low-bed heavy haulers | 0304 | | 113.8 | 113.8 | 113.8 | -.7 | 0 |
| Dump trailers and chassis | 0305 | | 139.2 | 139.2 | 139.2 | .4 | 0 |
| Other trailer and chassis | 0309 | | 117.3 | 117.3 | 117.3 | -.3 | 0 |
| Truck trailers & chassis, under 10,000 lbs | 06 | 12/86 | 133.0 | 135.5 | 135.5 | 3.4 | 0 |
| Motor homes built on purchased chassis | 1415 | 06/84 | 157.8 | 158.9 | 159.5 | 1.7 | .4 |
| Travel trailers and campers | 1416 | 06/84 | 138.7 | 140.0 | 140.8 | 2.3 | .6 |
| Travel trailers | 01 | 06/84 | 136.3 | 137.7 | 137.9 | 1.7 | .1 |
| Campers, pickup covers and parts | 02 | 06/84 | 145.3 | 146.2 | 148.4 | 3.3 | 1.5 |
| Aircraft and aircraft equipment | 142 | | 189.7 | 190.2 | 191.6 | 3.1 | .7 |
| Aircraft | 1421 | | 199.0 | 202.1 | 204.2 | 4.9 | 1.0 |
| Civilian aircraft | 02 | 12/85 | 175.4 | 178.9 | 181.4 | 6.1 | 1.4 |
| Rotary wing | 0203 | | 173.9 | (²) | (²) | (²) | (²) |
| Fixed wing | 0205 | 12/92 | 136.2 | 139.0 | 140.9 | 6.2 | 1.4 |
| Aircraft engines and engine parts | 1423 | 12/85 | 153.6 | 152.6 | 154.1 | 5.8 | 1.0 |
| Aircraft parts and auxiliary equipment, | 1425 | 06/85 | 150.8 | 149.2 | 149.4 | -1.1 | .1 |
| Ships and boats | 143 | | 177.9 | 178.0 | 178.8 | 4.3 | .4 |
| Ships | 1431 | 12/85 | 158.2 | 158.2 | 158.2 | 5.2 | 0 |
| Self propelled ships, new, U.S. military | 02 | 06/96 | 115.7 | (²) | (²) | (²) | (²) |
| Self propelled ships, new, nonmilitary | 03 | | | | | | |
| Self-propelled ships, nonmilitary | 0301 | 12/85 | 170.5 | 170.5 | 170.5 | 3.8 | 0 |
| Nonpropelled ships, U.S. military & nonmil | 04 | 06/96 | 107.7 | 107.7 | 107.7 | 0 | 0 |

See footnotes at end of table.

Table 6. Producer price indexes and percent changes for commodity groupings and individual items, not seasonally adjusted—Continued

(1982=100 unless otherwise indicated)

| Commodity | Commodity code | Other index base | Index | | | Percent change July 2003 from: | |
|--|----------------|------------------|------------------------|------------------------|------------------------|--------------------------------|------------------|
| | | | Mar. 2003 ¹ | June 2003 ¹ | July 2003 ¹ | July 2002 | June 2003 |
| Boats | 1432 | | 180.8 | 181.2 | 183.6 | 2.6 | 1.3 |
| Outboard motorboats | 01 | | 179.2 | 180.2 | 185.1 | 3.6 | 2.7 |
| Runabouts | 0101 | | 196.3 | 196.3 | 201.6 | 3.0 | 2.7 |
| Other outboard boats | 0103 | 06/83 | 174.1 | 175.2 | 180.0 | 3.7 | 2.7 |
| Inboard motorboats, incl. i.-o. houseboats | 02 | | 194.7 | 194.8 | 195.3 | 1.8 | .3 |
| Runabouts | 0201 | 06/83 | 183.2 | 183.2 | 185.1 | 2.1 | 1.0 |
| Cabin cruisers, non-military | 0202 | | 198.7 | 198.7 | 198.9 | 2.3 | .1 |
| Other inboard motor boats | 0204 | 06/96 | 121.4 | 121.4 | 121.4 | 1.4 | 0 |
| Inboard-outdrive boats, except houseboats | 03 | | 172.3 | 172.5 | 173.9 | 1.9 | .8 |
| Runabouts | 0305 | 06/96 | 123.1 | 123.3 | 124.3 | 1.6 | .8 |
| Cabin cruisers | 0306 | 06/96 | 115.0 | 115.0 | 115.6 | .6 | .5 |
| Other inboard-outdrive motorboats | 0307 | 06/96 | 123.4 | 123.4 | 125.0 | 5.2 | 1.3 |
| All other boats | 04 | | 175.6 | 176.5 | 177.2 | 3.1 | .4 |
| Sail boats, with or without auxiliary power | 0404 | 06/96 | 116.8 | 118.1 | 118.2 | 2.2 | .1 |
| Other boats: rowboats, canoes, skiffs, etc. | 0405 | | 173.8 | 172.8 | 174.3 | 5.1 | .9 |
| Railroad equipment | 144 | | 135.5 | 136.5 | 137.8 | 2.1 | 1.0 |
| Locomotives and parts | 1441 | | 130.5 | 131.8 | 132.8 | .8 | .8 |
| Railroad cars and car parts | 1442 | | 138.7 | 139.5 | 141.0 | 2.9 | 1.1 |
| Railroad car parts and accessories | 03 | | 137.8 | 137.7 | 137.7 | -2 | 0 |
| Railroad cars | 04 | 12/01 | 101.6 | 102.4 | 103.9 | 4.0 | 1.5 |
| Transportation equipment, n.e.c. | 149 | 06/85 | 137.1 | 137.6 | 138.2 | .7 | .4 |
| Transportation equipment, n.e.c. | 1491 | | | | | | |
| Self-propell. golf carts & in-plant carriers & parts | 1101 | 06/85 | 140.7 | 140.9 | 140.8 | 1.8 | -.1 |
| Automobile and light truck trailers | 1104 | 12/92 | 124.1 | 124.4 | 124.5 | 1.5 | .1 |
| Other transportation equipment, n.e.c. | 1105 | 06/85 | 130.5 | 131.1 | 132.2 | -2 | .8 |
| Miscellaneous products | 15 | | 179.9 | 179.4 | 179.3 | -2.0 | -.1 |
| Toys, sporting goods, small arms, etc. | 151 | | 133.6 | 133.5 | 133.1 | -.1 | -.3 |
| Toys, games, and children's vehicles | 1511 | | 125.2 | 125.0 | 125.0 | .2 | 0 |
| Games, excl. toys and hobbies | 0152 | 06/85 | 129.5 | 129.5 | 129.5 | -.1 | 0 |
| Baby carriages, children's vehicles, excl. bicycles | 0153 | 06/85 | 100.8 | (²) | 99.3 | -.3 | (²) |
| Toys, excl. games and hobbies | 0154 | 06/85 | 115.1 | 115.1 | 115.0 | .3 | -.1 |
| Hobbies, models: crafts and structural kits | 0155 | 06/85 | 137.5 | 137.5 | 137.5 | -.1 | 0 |
| Dolls and stuffed toy animals | 0156 | 12/85 | 122.9 | 123.1 | 123.1 | .8 | 0 |
| Sporting and athletic goods | 1512 | | 125.5 | 125.3 | 124.6 | -.6 | -.6 |
| Fishing tackle and equipment | 0103 | 12/85 | 148.2 | 148.2 | 148.6 | 1.3 | .3 |
| Golf equipment | 0127 | 12/85 | 133.0 | 132.8 | 132.8 | 1.1 | 0 |
| Bicycles, adult tricycles, unicycles and parts | 0182 | 12/84 | 113.4 | 113.5 | 111.5 | -1.9 | -1.8 |
| Playground equipment | 0185 | 12/98 | 106.9 | 106.9 | 106.9 | 1.5 | 0 |
| Gymnasium and exercise equipment | 0192 | 12/98 | 101.7 | 101.8 | 101.4 | .5 | -.4 |
| Other sporting and athletic goods | 0193 | 12/85 | 123.8 | 123.5 | 122.5 | -2.5 | -.8 |
| Small arms and ammunition | 1513 | | 182.0 | 182.1 | 183.3 | 1.9 | .7 |
| Small arms | 01 | | 202.0 | 202.0 | 202.4 | 1.9 | .2 |
| Pistols and revolvers | 0102 | | 182.7 | 182.9 | 182.9 | 2.1 | 0 |
| Shot guns | 0111 | | 208.8 | (²) | 208.8 | 1.4 | (²) |
| Rifles, centerfire | 0113 | 06/85 | 177.3 | 177.3 | 177.3 | 2.9 | 0 |
| Other small arms | 0115 | 06/85 | 138.3 | 138.3 | 138.3 | .1 | 0 |
| Parts and attachments for small arms | 0119 | 06/85 | 154.8 | 154.8 | 154.8 | .1 | 0 |
| Small arms shipped to U.S. military | 0121 | 06/85 | 174.3 | 174.3 | 177.9 | 2.3 | 2.1 |
| Small arms ammunition | 02 | | 144.8 | 145.0 | 148.0 | 2.7 | 2.1 |
| Components for small arms ammunition | 03 | 06/85 | 140.3 | 140.3 | 141.6 | 1.3 | .9 |
| Ammunition components | 0301 | 06/85 | 140.3 | 140.4 | 140.4 | .4 | 0 |
| All other small arms ammunition products | 0308 | 06/02 | 100.3 | 100.3 | 101.8 | 1.8 | 1.5 |
| Tobacco products, incl. stemmed & redrie | 152 | | 434.9 | 429.4 | 429.6 | -8.0 | 0 |
| Cigarettes | 1521 | | 518.7 | 511.0 | 511.1 | -9.6 | 0 |
| Filter tip, king size | 0102 | | 482.1 | 474.5 | 474.7 | -10.6 | 0 |
| Filter tip, super king and long size | 0103 | 12/82 | 402.5 | 395.3 | 395.3 | -10.7 | 0 |
| Cigars | 1522 | | 289.0 | 289.0 | 292.0 | 4.5 | 1.0 |
| Other tobacco products | 1523 | | 375.5 | 375.2 | 375.5 | 4.8 | .1 |
| Loose leaf chewing tobacco | 0102 | 12/82 | 324.7 | 323.6 | 324.7 | 6.0 | .3 |
| All other chewing and smoking tobacco and snuff | 0104 | 06/99 | 125.5 | 125.5 | 125.5 | 3.6 | 0 |
| Snuff, dry and moist | 0121 | | 482.4 | 482.4 | 482.4 | 4.8 | 0 |
| Stemmed and redried tobacco | 1524 | 06/84 | 105.2 | 105.8 | 105.7 | 2.0 | -.1 |

See footnotes at end of table.

Table 6. Producer price indexes and percent changes for commodity groupings and individual items, not seasonally adjusted—Continued

(1982=100 unless otherwise indicated)

| Commodity | Commodity code | Other index base | Index | | | Percent change July 2003 from: | |
|--|----------------|------------------|------------------------|------------------------|------------------------|--------------------------------|------------------|
| | | | Mar. 2003 ¹ | June 2003 ¹ | July 2003 ¹ | July 2002 | June 2003 |
| Stemmed and redried tobacco—Continued | 1524 | | | | | | |
| Stemmed tobacco | 02 | 06/84 | 103.1 | 103.8 | 103.7 | 2.0 | -0.1 |
| Notions | 153 | | 130.5 | 130.0 | 129.8 | -.5 | -.2 |
| Buttons, button blanks, and parts | 1531 | | 135.1 | 135.0 | 134.2 | -.5 | -.6 |
| Needles, pins, and fasteners | 1532 | | 129.7 | 129.0 | 129.1 | -.5 | .1 |
| Zipper and slide fasteners | 0102 | 12/85 | 130.7 | (²) | 130.7 | 0 | (²) |
| Needles, pins, non-slide fasteners & similar notions | 0103 | 12/85 | 123.3 | 122.2 | 122.2 | -.9 | 0 |
| Photographic equipment and supplies | 154 | | 105.2 | 105.3 | 105.3 | -.2 | 0 |
| Photographic equipment | 1541 | | 73.9 | 73.9 | 73.9 | .3 | 0 |
| Photographic supplies | 1542 | | 118.5 | 118.6 | 118.6 | -.4 | 0 |
| Mobile homes | 155 | | 166.9 | 168.9 | 169.2 | 1.3 | .2 |
| Mobile homes, residential, single wide | 1552 | | 167.8 | 170.1 | 170.5 | .9 | .2 |
| Mobile homes, residential, double wide | 1553 | | 172.9 | 174.7 | 174.9 | 1.6 | .1 |
| Medical, surgical & personal aid devices | 156 | | 154.4 | 154.4 | 154.5 | 2.5 | .1 |
| Personal aid equipment | 1561 | | 162.3 | 162.3 | 162.3 | 0 | 0 |
| Medical instruments and equipment | 1562 | 06/82 | 132.8 | 132.8 | 133.1 | 3.0 | .2 |
| Surgical appliances and supplies | 1563 | 06/83 | 177.2 | 177.2 | 177.1 | 2.3 | -.1 |
| Surgical dressings | 0101 | 06/83 | 108.7 | 108.7 | 108.7 | 0 | 0 |
| Other surgical appliances and supplies | 0103 | 06/83 | 201.6 | 201.7 | 201.5 | 2.5 | -.1 |
| Ophthalmic goods | 1564 | 12/83 | 119.7 | 119.5 | 119.7 | .3 | .2 |
| Plastic ophthalmic focus lenses | 0103 | 12/83 | 103.5 | 102.7 | 103.2 | -.3 | .5 |
| Contact lenses | 0104 | 12/83 | 100.7 | 100.7 | 100.7 | .6 | 0 |
| Other ophthalmic goods | 0105 | 12/83 | 101.0 | 101.0 | 101.0 | -.3 | 0 |
| Dental equipment and supplies | 1565 | 06/85 | 179.5 | 179.3 | 179.5 | 4.4 | .1 |
| Dental supplies | 0104 | 06/85 | 184.6 | 183.0 | 184.1 | 4.3 | .6 |
| Dental laboratory equipment and supplies | 0105 | 06/97 | 140.8 | 141.3 | 141.3 | 1.8 | 0 |
| Dental professional equip., inc. dental chairs | 0106 | 06/97 | 118.7 | 119.9 | 119.0 | 6.4 | -.8 |
| Industrial safety equipment | 157 | | 213.3 | 213.2 | 213.2 | 2.1 | 0 |
| Industrial safety equipment | 1571 | | | | | | |
| Respiratory protection equipment | 01 | | 211.6 | 211.6 | 211.6 | 1.6 | 0 |
| Protective clothing except shoes | 05 | | 248.7 | 247.8 | 247.8 | 4.8 | 0 |
| Other industrial safety devices | 09 | 06/89 | 123.6 | 123.8 | 123.8 | 0 | 0 |
| Mining services | 158 | 06/85 | 131.2 | 130.6 | 130.8 | -1.1 | .2 |
| Mining services | 1581 | | | | | | |
| Metal mining services | 01 | 12/85 | 117.3 | 117.3 | 117.3 | .3 | 0 |
| Bituminous coal and lignite mining service | 03 | 06/85 | 123.9 | 116.8 | 126.6 | 3.4 | 8.4 |
| Drilling oil and gas wells services | 04 | 12/85 | 151.5 | 151.4 | 151.6 | -.3 | .1 |
| Oil and gas field exploration services | 05 | 12/85 | 68.3 | 73.0 | 70.1 | -2.5 | -4.0 |
| Oil and gas field services, n.e.c. | 06 | 12/85 | 136.1 | 135.0 | 134.9 | -2.0 | -.1 |
| Nonmetallic minerals mining services | 07 | 06/85 | 115.3 | 112.5 | 114.3 | 3.3 | 1.6 |
| Other miscellaneous products | 159 | | 140.7 | 141.5 | 140.9 | 1.1 | -.4 |
| Miscellaneous products, n.e.c. | 159A | 12/85 | 140.7 | 140.6 | 140.6 | 1.1 | 0 |
| Candles | 01 | 12/85 | 137.4 | 138.0 | 138.0 | .6 | 0 |
| Feathers, plumes & artificial trees/flower | 03 | 12/85 | 144.7 | (²) | (²) | (²) | (²) |
| Signs and advertising displays | 04 | 12/85 | 143.0 | 142.9 | 142.8 | -.6 | -.1 |
| Electric signs | 0401 | 12/85 | 141.1 | (²) | 141.3 | -.1 | (²) |
| Non-electric signs | 0402 | 12/85 | 149.0 | 147.5 | 147.9 | -2.1 | .3 |
| Advertising specialties | 0403 | 12/85 | 133.1 | 133.1 | 133.1 | 0 | 0 |
| Other miscellaneous products, n.e.c. | 09 | 12/85 | 140.5 | 140.3 | 140.2 | 4.5 | -.1 |
| Other miscellaneous products, n.e.c. | 0901 | 12/85 | 134.8 | 134.7 | 134.7 | .8 | 0 |
| Waste materials, n.e.c. | 0902 | 12/86 | 163.0 | 162.2 | 161.8 | 15.1 | -2 |
| Caskets | 1591 | | 200.2 | 200.2 | 200.2 | 4.7 | 0 |
| Hardwood, adult size | 0103 | | 219.0 | 219.0 | 219.0 | 3.4 | 0 |
| Steel, excluding stainless, adult sizes | 0104 | | 197.9 | 198.0 | 198.0 | 4.9 | 0 |
| Other metal caskets and coffins, adult sizes | 0105 | 12/84 | 195.2 | 195.2 | 195.2 | 4.7 | 0 |

See footnotes at end of table.

Table 6. Producer price indexes and percent changes for commodity groupings and individual items, not seasonally adjusted—Continued

(1982=100 unless otherwise indicated)

| Commodity | Commodity code | Other index base | Index | | | Percent change July 2003 from: | |
|---|----------------|------------------|------------------------|------------------------|------------------------|--------------------------------|------------------|
| | | | Mar. 2003 ¹ | June 2003 ¹ | July 2003 ¹ | July 2002 | June 2003 |
| Caskets—Continued | 1591 | | | | | | |
| Other caskets and coffins & metal vaults | 0108 | 12/84 | 163.3 | 163.3 | 163.3 | 7.2 | 0.0 |
| Musical instruments | 1593 | | | | | | |
| Pianos | 0114 | 06/85 | 178.0 | 177.6 | 177.8 | .5 | .1 |
| Piano and organ parts | 0116 | 06/85 | 203.6 | 202.6 | 202.6 | 1.6 | 0 |
| Other musical instruments and parts | 0117 | 06/85 | 177.6 | (²) | 177.6 | 0 | (²) |
| | | | 175.3 | 174.8 | 174.8 | .4 | 0 |
| Jewelry and jewelry products | 1594 | | | | | | |
| Jewelry, platinum and karat gold | 02 | | 130.0 | 130.8 | 130.2 | 1.2 | -.5 |
| Other precious metal jewelry | 03 | | 132.1 | 131.9 | 131.5 | 1.2 | -.3 |
| Costume jewelry and novelties | 04 | | 108.2 | 114.6 | 112.4 | 2.0 | -1.9 |
| Costume jewelry & novelties made of base metal | 0411 | 06/85 | 144.3 | 144.3 | 144.3 | 0 | 0 |
| Other costume jewelry, novelties, compacts and cases | 0412 | 06/85 | 129.0 | 129.0 | 129.0 | -1.1 | 0 |
| Jewelers' findings and materials | 05 | | 118.8 | 118.8 | 118.8 | 0 | 0 |
| | | | 138.4 | 139.4 | 138.8 | 4.4 | -4 |
| Pens, pencils, and marking devices | 1595 | | | | | | |
| Pens, mechanical pencils, and parts | 02 | 12/85 | 154.8 | 155.2 | 155.7 | .9 | .3 |
| Ball point pens, including roller pens | 0201 | | 154.7 | 155.5 | 156.3 | 1.7 | .5 |
| Pen and mechanical pencil parts & refill cartridges | 0207 | 12/85 | 153.2 | 153.7 | 155.1 | 2.1 | .9 |
| Markers, fine point and broad tipped | 0208 | 06/93 | 170.2 | 177.0 | 177.0 | 5.7 | 0 |
| Lead pencils and art goods | 03 | 12/85 | 122.2 | 122.2 | 122.2 | 0 | 0 |
| Artists' equipment and supplies | 0303 | 12/85 | 143.7 | 143.7 | 143.7 | -1.2 | 0 |
| Nonmechanical pencils, crayons, and chalk | 0304 | 12/01 | 155.3 | 155.3 | 155.3 | .2 | 0 |
| Marking devices | 04 | 12/85 | 97.9 | 97.9 | 97.9 | -2.2 | 0 |
| Rubber and vinyl stamps | 0401 | 12/85 | 138.5 | 138.5 | 138.8 | 1.4 | .2 |
| Mechanical hand stamps | 0402 | 12/85 | 140.3 | 140.3 | 140.3 | .2 | 0 |
| Other marking devices | 0405 | 12/85 | 157.1 | 157.1 | 158.7 | 1.9 | 1.0 |
| | | | 120.9 | 120.9 | 120.9 | .5 | 0 |
| Watches, clocks, watchcases, & parts | 1596 | | | | | | |
| | | | 124.5 | 124.6 | 124.6 | 1.3 | 0 |
| Brooms and brushes | 1597 | | | | | | |
| Brooms | 0501 | 12/85 | 152.8 | 152.9 | 152.9 | 1.2 | 0 |
| Paint and varnish brushes and rollers | 0502 | 12/85 | 151.5 | 151.5 | 151.5 | .1 | 0 |
| Other brushes, excl. paint and varnish brushes | 0503 | 12/85 | 136.1 | 136.1 | 136.1 | .1 | 0 |
| | | | 150.9 | 151.1 | 151.0 | 2.2 | -.1 |
| Phono records, compact discs, & audio ta ⁴ | 1598 | | | | | | |
| Phono records, compact and other discs | 01 | | 91.9 | 96.5 | 91.7 | -2.2 | -5.0 |
| Compact discs | 0104 | 06/92 | 98.1 | 101.8 | 97.2 | -3.2 | -4.5 |
| Disc records | 0191 | 12/84 | 89.4 | 93.4 | 88.5 | -3.1 | -5.2 |
| Audio tapes | 02 | | 109.9 | (³) | 109.7 | -3.7 | (³) |
| | | | 75.9 | 83.8 | 78.2 | 2.6 | -6.7 |
| Fire extinguishers | 1599 | | | | | | |
| | | | 158.6 | 158.6 | 162.4 | 4.8 | 2.4 |

¹ The indexes for March 2003 have been recalculated to incorporate late reports and corrections by respondents. All indexes are subject to revision 4 months after original publication.

² Not available.

³ Prices for all items in this grouping are lagged 1 month.

⁴ Prices for some items in this grouping are lagged 1 month.
n.e.c. = Not elsewhere classified.

NOTE: Titles of some commodities are not shown in this table because they fail to meet our publication criteria.

Table 7. Producer price indexes by durability of product, not seasonally adjusted

(1982=100)

| Grouping | 2002 | | 2003 | | |
|--|----------------|-------|--------------------|-------------------|-------------------|
| | Annual average | July | March ¹ | June ¹ | July ¹ |
| Total durable goods..... | 132.9 | 132.7 | 133.8 | 133.2 | 133.3 |
| Total nondurable goods..... | 129.5 | 129.7 | 146.3 | 141.1 | 140.7 |
| Total manufactures..... | 134.8 | 134.9 | 139.9 | 137.9 | 138.1 |
| Durable..... | 133.1 | 132.7 | 133.7 | 133.2 | 133.2 |
| Nondurable..... | 136.3 | 136.8 | 146.0 | 142.5 | 142.8 |
| Total raw or slightly processed goods..... | 114.2 | 114.1 | 143.9 | 135.8 | 134.1 |
| Durable..... | 132.3 | 136.4 | 144.9 | 142.6 | 144.2 |
| Nondurable..... | 113.3 | 113.0 | 143.9 | 135.5 | 133.7 |

¹ The indexes for March 2003 have been recalculated to incorporate late reports and corrections by respondents. All indexes are subject to revision 4 months after original publication.

Table 8. Producer price indexes for special commodity groupings, not seasonally adjusted¹

(1982=100 unless otherwise indicated)

| Commodity grouping | 2002 | | 2003 | | |
|---|----------------|-------|--------------------|-------------------|-------------------|
| | Annual average | July | March ² | June ² | July ² |
| All commodities except farm products..... | 133.1 | 133.2 | 143.5 | 139.9 | 139.8 |
| All foods..... | 135.6 | 135.1 | 139.1 | 142.4 | 141.9 |
| Processed foods..... | 137.3 | 137.2 | 141.6 | 145.4 | 145.0 |
| Industrial commodities less fuels and related products and power..... | 143.0 | 143.0 | 145.3 | 144.8 | 144.8 |
| Selected textile mill products..... | 121.2 | 121.0 | 121.3 | 121.7 | 121.5 |
| Hosiery..... | 131.9 | 130.0 | 148.0 | 142.1 | 140.4 |
| Underwear and nightwear..... | 129.6 | 129.7 | 130.0 | 130.3 | 130.4 |
| Chemicals and allied products, including synthetic rubber and synthetic fibers and yarns..... | 149.3 | 150.3 | 161.2 | 159.0 | 158.2 |
| Pharmaceutical preparations..... | 309.2 | 309.2 | 317.9 | 321.2 | 323.0 |
| Synthetic paint resins (June 1987=100)..... | 130.3 | 139.6 | 148.5 | 149.4 | 145.1 |
| Lumber and plywood..... | 165.7 | 165.1 | 163.1 | 165.5 | 172.2 |
| Steel mill products, including fabricated wire products..... | 107.3 | 108.4 | 111.6 | 111.2 | 110.2 |
| Finished steel mill products, excluding fabricated wire products..... | 104.9 | 106.1 | 109.9 | 109.3 | 108.1 |
| Finished steel mill products, including fabricated wire products..... | 107.6 | 108.6 | 112.2 | 111.6 | 110.6 |
| Stainless steel mill products (December 1989=100)..... | 78.1 | 79.8 | 79.7 | 80.7 | 81.2 |
| Special metals and metal products..... | 127.8 | 127.4 | 130.1 | 128.2 | 128.0 |
| Fabricated metal products..... | 136.3 | 136.5 | 137.0 | 137.1 | 137.0 |
| Copper and copper products..... | 122.8 | 125.4 | 125.9 | 128.2 | 129.0 |
| Machinery and motive products..... | 132.5 | 131.8 | 132.8 | 131.9 | 132.0 |
| Machinery and equipment, except electrical..... | 129.0 | 128.9 | 128.6 | 128.9 | 129.0 |
| Agricultural machinery, including tractors..... | 164.9 | 164.8 | 166.0 | 166.2 | 166.5 |
| Metalworking machinery..... | 157.2 | 157.6 | 156.9 | 157.0 | 157.0 |
| Total tractors..... | 151.7 | 151.7 | 153.3 | 153.6 | 153.9 |
| Construction materials..... | 144.0 | 144.7 | 145.2 | 146.3 | 147.0 |
| Agricultural machinery and equipment, less parts..... | 162.1 | 162.1 | 163.6 | 163.9 | 164.2 |
| Farm and garden tractors, less parts..... | 150.1 | 150.0 | 150.3 | 150.8 | 151.6 |
| Agricultural machinery excluding tractors, less parts..... | 167.3 | 167.2 | 168.8 | 169.0 | 169.1 |

¹ These indexes are calculated by combining the indexes listed below by commodity code after each special commodity grouping. The weights are those used for the comprehensive All Commodities Index.

NOTE: Table 8 commodity groupings include the following items:

All commodities except farm products: 02 through 15
 All foods: 011, 017, and 02 less 0261, 0262, and 029
 Processed foods: 02 less 0261, 0262, and 029
 Industrial commodities less fuels and related products and power: 03, 04, and 06 through 15
 Selected textile mill products: 0327, 03370104, 034, 03810169, 03810272, 03810274, 03810298, 03820135, 03820303, 03830324, 03830325, and 1231
 Hosiery: 03810169, 03810171, 03810272, 03810273, 03810363 and 03810365
 Underwear and nightwear: 03810174, 03810175, 03810176, 03810177, 03810178, 03810274, 03810275, 03810276, 03810277, 03810368, and 03810369
 Chemicals and allied products, including synthetic rubber and synthetic fibers: 031, 06 less 064, and 071102
 Pharmaceutical preparations: 0634 and 0638
 Synthetic paint resins: 066207, and 06621102
 Lumber and plywood: 081 and 083
 Steel mill products, including fabricated wire products: 1017 and 1088
 Finished steel mill products, excluding fabricated wire products: 1017 less 101702
 Finished steel mill products, including fabricated wire products: 1017 and 1088 less 101702
 Stainless steel mill products: 10170293, 10170352, 10170445, 10170455, 10170461, 10170551, 10170665, 10170666, 10170669, 10170753, and 10170851
 Special metals and metal products: 10, 111, and 141

² The indexes for March 2003 have been recalculated to incorporate late reports and corrections by respondents. All indexes are subject to revision 4 months after original publication.

Fabricated metal products: 103 through 108
 Copper and copper products: 10210201, 10220107, 10220131, 102301, 102403, 102502, 10260314, 10260326, 10280301, 10280302, and 10280303
 Machinery and motive products: 11 and 14
 Machinery and equipment except electrical: 111, 112, 113, 114, 115, 116, 118, and 119
 Agricultural machinery, including tractors: 1114 less 111409
 Metalworking machinery: 113A, 1132, 113304, 1137, and 1138
 Total tractors: 111403 and 112A less 112A02, and 112A03
 Agricultural machinery and equipment, less parts (old commodity code 111): 111 less 111409
 Farm and garden tractors, less parts (old commodity code 1111): 111403
 Agricultural machinery excluding tractors, less parts (old commodity code 1112): 1114 less 111403
 Construction materials: 062101, 0721, 081101, 081102, 081103, 081105, 081203, 081204, 082, 083, 08490105, 086, 092, 101502, 101703, 101704, 10170627, 10250161, 10250254, 10260307, 104101, 105, 106, 1071, 10730101, 10730102, 10730109, 10730145, 10730146, 10730148, 10730154, 10730156, 10730164, 10730165, 10730171, 10730181, 107404, 10740501, 10740788, 10740794, 107409, 10830225, 10830301, 10830321, 10830323, 10830325, 10830329, 10830361, 10890566, 1142, 1147, 11490205, 11710142, 11710143, 11710144, 11710145, 11710146, 11710264, 11710266, 11710267, 11710272, 11710274, 11710282, 11710291, 11710294, 11710296, 123101, 1232, 13110413, 131105, 13110712, 132, 133, 134, 136, 137, 1392, 1394, and 139501

Table 9. Producer price indexes for material and supply inputs to construction industries, not seasonally adjusted¹

(June 1986=100)

| Grouping | Relative Importance June 2003 | Unadjusted index ² | | | Percent change to July 2003 from: | |
|--|----------------------------------|-------------------------------|-----------|-----------|--------------------------------------|-----------|
| | | Mar. 2003 | June 2003 | July 2003 | July 2002 | June 2003 |
| Inputs to construction industries..... | 100.000 | 139.9 | 140.2 | 140.8 | 1.6 | 0.4 |
| New construction..... | 69.698 | 140.4 | 140.6 | 141.2 | 1.6 | .4 |
| Single-unit residential..... | 28.268 | 142.4 | 143.0 | 144.0 | 1.9 | .7 |
| Multi-unit residential..... | 2.771 | 139.5 | 139.6 | 140.3 | 1.1 | .5 |
| Non-residential buildings..... | 13.928 | 136.8 | 137.1 | 137.6 | 1.2 | .4 |
| Highway and street construction..... | 6.092 | 136.8 | 137.1 | 136.9 | 2.1 | -.1 |
| Other heavy construction..... | 18.641 | 139.2 | 138.9 | 139.3 | 1.2 | .3 |
| Maintenance and repair construction..... | 30.302 | 138.7 | 139.1 | 139.7 | 1.7 | .4 |
| Residential..... | 10.463 | 138.3 | 138.9 | 139.6 | 1.7 | .5 |
| Non-residential..... | 19.839 | 138.9 | 139.2 | 139.8 | 1.8 | .4 |

¹ Indexes in this table are derived from the primary product indexes in table 5 that are weighted using 1992 input/output relationships. These indexes only include inputs to construction which are produced by the mining and manufacturing sectors of the economy excluding capital equipment. Since they do not include labor or capital costs, these indexes should not be regarded as

comprehensive measures of construction costs. See note on page 190 of the July 1986 issue of *Producer Price Indexes*.

² The indexes for March 2003 have been recalculated to incorporate late reports and corrections by respondents. All data are subject to revision 4 months after original publication.

Table 10. Producer price indexes and percent changes for the net output of industry by stage of process, not seasonally adjusted

(June 1987=100)

| Grouping ¹ | Relative Importance June 2003 | Unadjusted Index ² | | | Percent changes | | | | | |
|---|-------------------------------|-------------------------------|-----------|-----------|----------------------------|-----------------|-----------|-----------|-----------|------------------------|
| | | | | | 12 months ending July 2003 | 3 months ending | | | | June 2003 to July 2003 |
| | | Mar. 2003 | June 2003 | July 2003 | | Oct. 2002 | Jan. 2003 | Apr. 2003 | July 2003 | |
| Net output from: | | | | | | | | | | |
| Crude processors..... | 100.000 | 131.1 | 130.7 | 130.0 | 2.1 | 0.3 | 0.2 | 2.7 | -1.1 | -0.5 |
| Crude agricultural and feed processors..... | 8.915 | 112.0 | 116.6 | 109.6 | 2.0 | 4.5 | -2.9 | 5.9 | -5.0 | -6.0 |
| Crude agricultural processors..... | 5.871 | 109.2 | 115.9 | 105.6 | .1 | 4.4 | -4.5 | 9.0 | -7.9 | -8.9 |
| Crude feed processors..... | 3.044 | 123.6 | 124.0 | 123.4 | 5.3 | 4.8 | .1 | .2 | .2 | -5 |
| Crude mining processors..... | 35.884 | 125.3 | 123.7 | 124.9 | -7 | -1.1 | .2 | -1.5 | 1.7 | 1.0 |
| Crude manufacturing processors less feeds..... | 55.202 | 145.6 | 145.1 | 144.1 | 4.1 | .6 | .8 | 5.1 | -2.2 | -7 |
| Crude nondurables processors..... | 44.877 | 150.1 | 149.5 | 148.5 | 4.9 | 1.1 | .5 | 6.0 | -2.7 | -7 |
| Crude durables processors..... | 10.325 | 129.4 | 129.3 | 128.6 | .9 | -1.6 | 1.9 | .5 | .2 | -5 |
| Primary processors..... | | | | | | | | | | |
| Primary agricultural and food processors..... | 10.081 | 112.2 | 114.8 | 114.7 | 10.5 | 2.7 | 5.5 | -6 | 2.6 | -1 |
| Primary agricultural processors..... | 8.581 | 113.2 | 115.3 | 115.0 | 9.8 | 2.6 | 6.0 | -1.0 | 2.0 | -3 |
| Primary food processors..... | 1.500 | 107.5 | 113.8 | 114.1 | 14.2 | 3.4 | 2.8 | 1.6 | 5.7 | .3 |
| Primary mining processors..... | 0.940 | 150.0 | 151.5 | 151.3 | 2.2 | 0 | .7 | 1.0 | .4 | -1 |
| Primary manufacturing processors less foods..... | 88.979 | 154.2 | 146.8 | 147.6 | 7.3 | 3.1 | .8 | 2.2 | 1.0 | .5 |
| Primary nondurables processors..... | 68.233 | 168.2 | 157.6 | 158.7 | 9.3 | 3.9 | 1.1 | 2.8 | 1.1 | .7 |
| Primary durables processors..... | 20.746 | 125.6 | 126.0 | 126.3 | 1.0 | .4 | -1 | .2 | .5 | .2 |
| Semifinished processors..... | | | | | | | | | | |
| Semifinished agricultural and food processors..... | 19.507 | 126.7 | 130.2 | 128.6 | 3.3 | -1.1 | 2.1 | 1.6 | .7 | -1.2 |
| Semifinished agricultural processors..... | 2.287 | 133.2 | 133.0 | 131.0 | -9.0 | -2.3 | -4.3 | 5.3 | -7.6 | -1.5 |
| Semifinished food processors..... | 17.220 | 125.8 | 129.8 | 128.3 | 5.3 | -9 | 3.1 | 1.1 | 1.9 | -1.2 |
| Semifinished manufacturing processors less foods..... | 80.493 | 135.9 | 136.2 | 136.5 | 1.3 | .1 | .6 | .4 | .3 | .2 |
| Semifinished nondurables processors..... | 26.910 | 164.9 | 165.8 | 166.1 | 3.0 | .5 | 1.3 | .7 | .5 | .2 |
| Semifinished durables processors..... | 53.583 | 124.6 | 124.7 | 125.0 | .6 | -1 | .2 | .2 | .2 | .2 |
| Finished processors..... | | | | | | | | | | |
| Finished foods processors..... | 20.442 | 135.7 | 136.9 | 137.9 | 3.4 | .5 | .9 | .5 | 1.4 | .7 |
| Finished mining processors..... | 0.671 | 161.7 | 163.1 | 162.7 | -2 | .2 | -7 | -9 | 1.2 | -2 |
| Finished manufacturing processors less foods..... | 78.888 | 130.3 | 129.3 | 129.4 | .2 | 1.1 | -7 | -1 | -2 | .1 |
| Finished nondurables processors..... | 19.821 | 156.2 | 155.6 | 155.7 | -1.6 | .1 | -1.6 | -3 | .1 | .1 |
| Finished durables processors..... | 59.067 | 122.8 | 121.7 | 121.8 | .8 | 1.5 | -4 | 0 | -2 | .1 |
| Special groupings: | | | | | | | | | | |
| Crude energy processors..... | 34.183 | 126.9 | 125.2 | 126.4 | -9 | -1.1 | .1 | -1.5 | 1.6 | 1.0 |
| Crude processors less energy..... | 65.817 | 138.5 | 138.9 | 137.0 | 3.9 | 1.1 | .4 | 4.9 | -2.4 | -1.4 |
| Crude processors less agriculture..... | 94.129 | 133.7 | 132.8 | 132.7 | 2.2 | .1 | .5 | 2.3 | -7 | -1 |
| Crude processors less agriculture and feeds.... | 91.085 | 134.0 | 133.0 | 133.0 | 2.2 | -1 | .5 | 2.4 | -7 | 0 |
| Crude processors less agriculture, feeds, and energy..... | 56.902 | 143.7 | 143.3 | 142.4 | 4.1 | .6 | .8 | 4.8 | -2.1 | -6 |
| Primary energy processors..... | 41.840 | 207.3 | 186.5 | 188.8 | 14.8 | 6.3 | 1.8 | 3.9 | 2.1 | 1.2 |
| Primary processors less energy..... | 58.160 | 127.3 | 128.2 | 128.2 | 2.8 | .8 | 1.0 | .4 | .6 | 0 |
| Primary processors less agriculture, foods, and energy..... | 48.079 | 131.7 | 132.2 | 132.2 | 1.3 | .5 | 0 | .7 | .2 | 0 |
| Finished processors less food..... | 79.559 | 130.3 | 129.4 | 129.5 | .2 | 1.1 | -7 | -1 | -2 | .1 |

¹ Indexes in this table are derived from the industry indexes in table 5. Industries are allocated to stages of process based on inter-industry shipment patterns from the 1977 input/output relationships.

² The indexes for March 2003 have been recalculated to incorporate

late reports and corrections by respondents. All indexes are subject to revision 4 months after original publication.

³ Not available.

Table 11. Producer price indexes and percent changes for net material inputs to industry stage of process and final demand, not seasonally adjusted

(June 1987=100)

| Grouping ¹ | Relative Importance June 2003 | Unadjusted Index ² | | | Percent changes | | | | | |
|--|----------------------------------|-------------------------------|-----------|-----------|-------------------------------|-----------------|-----------|-----------|-----------|------------------------|
| | | | | | 12 months ending July 2003 | 3 months ending | | | | June 2003 to July 2003 |
| | | Mar. 2003 | June 2003 | July 2003 | | Oct. 2002 | Jan. 2003 | Apr. 2003 | July 2003 | |
| Net material input to: | | | | | | | | | | |
| Primary processors..... | 100.000 | 140.4 | 136.6 | 136.0 | 7.7 | 2.1 | 1.2 | 4.1 | 0.1 | -0.4 |
| Foods and agricultural products..... | 11.135 | 117.2 | 120.8 | 114.1 | 1.3 | 4.7 | -2.4 | 4.0 | -4.7 | -5.5 |
| Crude food and agricultural products..... | 7.280 | 118.2 | 123.6 | 113.3 | -9 | 5.0 | -3.9 | 6.3 | -7.6 | -8.3 |
| Processed foods..... | 3.855 | 120.5 | 120.8 | 120.7 | 5.5 | 4.2 | .5 | -.3 | 1.0 | -.1 |
| Energy..... | 44.724 | 168.9 | 157.9 | 159.2 | 14.2 | 3.1 | 3.1 | 4.5 | 2.8 | .8 |
| Goods less food and energy..... | 44.141 | 134.0 | 134.2 | 133.4 | 3.1 | .7 | .4 | 3.5 | -1.5 | -.6 |
| Mining products less energy..... | 1.023 | 108.2 | 109.5 | 110.3 | 3.0 | -.7 | 1.6 | -.3 | 2.3 | .7 |
| Nondurables less food and energy..... | 30.570 | 137.1 | 137.4 | 136.4 | 4.1 | 1.5 | 0 | 4.9 | -2.2 | -.7 |
| Durables..... | 12.548 | 129.5 | 129.5 | 129.0 | .9 | -1.0 | 1.2 | .5 | .2 | -.4 |
| Semifinished processors..... | | | | | | | | | | |
| Foods and agricultural products..... | 23.153 | 99.7 | 102.7 | 102.5 | 12.1 | -.1 | 10.1 | -1.5 | 3.5 | -.2 |
| Crude food and agricultural products..... | 21.451 | 98.4 | 101.2 | 100.9 | 12.4 | -.1 | 10.6 | -1.7 | 3.5 | -.3 |
| Processed foods..... | 1.703 | 118.1 | 123.8 | 123.7 | 9.7 | 1.6 | 2.5 | 1.0 | 4.2 | -.1 |
| Energy..... | 7.814 | 201.2 | 185.0 | 186.7 | 14.7 | 4.3 | 2.8 | 4.4 | 2.5 | .9 |
| Goods less food and energy..... | 69.033 | 129.4 | 129.9 | 129.7 | 1.7 | .5 | .2 | 1.2 | -.2 | -.2 |
| Mining products less energy..... | 1.967 | 110.1 | 111.7 | 112.2 | 2.4 | -2.5 | 4.2 | -1.1 | 1.8 | .4 |
| Nondurables less food and energy..... | 31.901 | 135.7 | 136.3 | 135.9 | 2.6 | .8 | .2 | 2.2 | -.7 | -.3 |
| Durables..... | 35.164 | 124.9 | 125.3 | 125.2 | .9 | .5 | .1 | .2 | .1 | -.1 |
| Finished processors..... | | | | | | | | | | |
| Foods and agricultural products..... | 11.770 | 122.1 | 125.9 | 125.1 | 5.5 | 1.3 | 1.8 | .4 | 1.8 | -.6 |
| Crude food and agricultural products..... | 3.224 | 110.7 | 112.5 | 113.6 | 1.5 | 3.6 | -1.8 | -.4 | .3 | 1.0 |
| Processed foods..... | 8.545 | 126.8 | 131.5 | 130.0 | 7.1 | .4 | 3.3 | .8 | 2.4 | -1.1 |
| Energy..... | 3.898 | 197.0 | 185.9 | 187.2 | 14.2 | 2.4 | 3.4 | 4.8 | 2.9 | .7 |
| Goods less food and energy..... | 84.332 | 122.4 | 122.5 | 122.6 | .9 | .2 | .2 | .6 | 0 | .1 |
| Mining products less energy..... | 0.064 | 115.0 | 116.5 | 114.9 | 4.9 | .6 | 3.7 | -1.8 | 2.4 | -1.4 |
| Nondurables less food and energy..... | 34.403 | 136.1 | 136.6 | 136.4 | 1.7 | .6 | .1 | 1.2 | -.2 | -.1 |
| Durables..... | 49.866 | 114.7 | 114.7 | 115.0 | .5 | 0 | .1 | .3 | .2 | .3 |
| Final demand..... | | | | | | | | | | |
| Consumers..... | 76.549 | 146.7 | 142.9 | 143.2 | 3.9 | 1.8 | .4 | 1.1 | .5 | .2 |
| Foods and agricultural products..... | 23.149 | 132.6 | 134.7 | 134.4 | 3.1 | -.4 | 1.5 | 1.3 | .7 | -.2 |
| Crude food and agricultural products..... | 1.734 | 137.7 | 138.0 | 136.9 | -4.1 | -1.7 | -2.6 | 6.9 | -6.3 | -.8 |
| Processed foods..... | 21.415 | 132.0 | 134.2 | 133.9 | 3.6 | -.3 | 1.9 | .8 | 1.3 | -.2 |
| Energy..... | 16.610 | 210.0 | 186.8 | 189.1 | 15.3 | 6.6 | 2.1 | 3.9 | 1.9 | 1.2 |
| Consumer goods less food and energy..... | 36.789 | 142.2 | 140.9 | 140.9 | -.1 | 1.1 | -.9 | -.1 | -.3 | 0 |
| Mining products less energy..... | 0.013 | 131.9 | 132.3 | 132.3 | 2.1 | .3 | .5 | 1.0 | .3 | 0 |
| Nondurables less food and energy..... | 21.837 | 160.4 | 160.3 | 160.6 | -.1 | .3 | -.8 | .1 | .3 | .2 |
| Durables..... | 14.939 | 120.6 | 118.1 | 117.9 | 0 | 2.5 | -1.1 | -.4 | -1.0 | -.2 |
| Capital investment..... | 23.473 | 121.9 | 121.2 | 121.2 | .6 | 1.1 | -.3 | 0 | -.2 | 0 |
| Special groupings: | | | | | | | | | | |
| Final demand less foods and agricultural products..... | | | | | | | | | | |
| Final demand less energy..... | 83.390 | 133.2 | 133.1 | 133.0 | .9 | .7 | -.1 | .2 | .1 | -.1 |
| Final demand less food and energy..... | 60.263 | 133.5 | 132.5 | 132.5 | .2 | 1.1 | -.7 | -.1 | -.2 | 0 |
| Consumer goods less energy ⁴ | | | | | | | | | | |
| Consumer goods less foods and agricultural products ⁴ | 69.758 | 154.0 | 147.4 | 148.0 | 4.2 | 2.7 | 0 | 1.1 | .4 | .4 |
| Nondurable consumer goods less foods ⁴ | 50.225 | 173.0 | 164.2 | 165.2 | 6.0 | 2.8 | .4 | 1.7 | 1.0 | .6 |

¹ Indexes in this table are derived from the product indexes in table 5. These indexes are composed of the goods used by the industries in each of the industry stage of process output indexes as shown by the 1977 input/output relationships. These material inputs include only domestic material input and do not include any imported materials which may be used.

² The indexes for March 2003 have been recalculated to incorporate late reports and corrections by respondents. All indexes are subject to revision 4 months after original publication.

³ Not available.

⁴ Percent of final inputs to consumers.

Table 12. **Industry and industry-classified product indexes recoded, effective July 2003**

| <u>Old code</u> | <u>New code</u> |
|-----------------|-----------------|
| 2021-2021113 | 2021-2021116 |
| 2021-2021M | 2021-2021MM |
| 2397-2397M | 2397-2397MM |
| 2813-2813M | 2813-2813MM |
| 2822-2822P | 2822-28229 |
| 2822-2822M | 2822-2822MM |
| 2873-2873M | 2873-2873MM |
| 2873-2873S | 2873-2873SS |
| 2874-2874M | 2874-2874MM |
| 2874-2874S | 2874-2874SS |
| 2875-28754 | 2875-28751 |
| 2875-2875431 | 2875-2875131 |
| 2875-2875M | 2875-2875MM |
| 2879-2879M | 2879-2879MM |
| 3021-30211 | 3021-30214 |
| 3021-30213 | 3021-30215 |
| 3021-3021M | 3021-3021MMM |
| 3021-3021S | 3021-3021SSS |
| 3087-3087101 | 3087-3087112 |
| 3087-3087102 | 3087-3087113 |
| 3087-3087M | 3087-3087MM |
| 3678-3678SSS | 3678-3678SS |
| 3678-3678XY9 | 3678-3678MM |
| 3691-3691XY9 | 3691-3691MM |
| 4612-4612321 | 4612-4612312 |
| 8712-87124 | 8712-87126 |

Table 13. New industry and industry-classified product indexes introduced into the Producer Price Index, effective July 2003

| | | |
|--------------|--------------|-------------|
| 2044-2044301 | 2771-2771MM | 3581-358115 |
| 2044-2044401 | 2875-2875125 | 3582-35829 |
| 2044-2044501 | 2879-2879A | 3582-3582MM |
| 2044-2044601 | 2879-2879B | 3596-3596MM |
| 2044-2044MM | 2879-2879C | 3692-36929 |
| 2394-23941 | 3087-30872 | 7349-73493 |
| 2394-2394MM | 3524-35246 | 7349-73494 |
| 2771-2771132 | 3524-3524MM | 8712-87125 |

Table 14. Industry and industry-classified product indexes deleted from the Producer Price Index, effective July 2003

| | | | |
|----------------|--------------|----------------|----------------|
| 2021-2021XY9 | 2394-23948 | 2873-2873Z89 | 2879-28796 |
| 2021-2021Z89 | 2394-2394877 | 2873-28731A | 2879-2879616 |
| 2021-2021121 | 2394-2394898 | 2873-28731B | 2879-2879625 |
| 2021-2023S | 2397-2397XY9 | 2873-2873111 | 2879-287962541 |
| 2021-2026S | 2397-2397Z89 | 2873-287313 | 2879-287962551 |
| 2044-2044XY9 | 2397-2397101 | 2873-2873131 | 2879-287962561 |
| 2044-2044Z89 | 2591-259131 | 2873-2873133 | 2879-287962565 |
| 2044-20441 | 2591-2591311 | 2873-287315A | 2879-287962571 |
| 2044-2044101 | 2591-2591313 | 2873-2873151 | 2879-287962575 |
| 2044-204410103 | 2591-2591321 | 2873-2873152 | 2879-287962579 |
| 2044-204410105 | 2591-259145 | 2873-2873153 | 2879-28797 |
| 2044-204410107 | 2591-2591452 | 2873-2873155 | 2879-2879716 |
| 2044-2044103 | 2591-2591459 | 2873-2873157 | 2879-2879725 |
| 2044-204410303 | 2591-2591471 | 2873-2873159 | 2879-28798 |
| 2044-204410305 | 2591-2591511 | 2873-2873215 | 2879-2879812 |
| 2044-204410307 | 2591-2591517 | 2873-2873385 | 2879-2879818 |
| 2044-2044105 | 2771-2771XY9 | 2873-2874S | 2879-2879822 |
| 2044-204410503 | 2771-2771Z89 | 2873-2875S | 2879-2879898 |
| 2044-204410505 | 2771-2771114 | 2874-2873S | 2879-28799 |
| 2044-204410507 | 2771-2771123 | 2874-2874SSS | 2879-287991 |
| 2044-20442 | 2771-2771126 | 2874-2874XY9 | 2879-2879912 |
| 2044-2044201 | 2771-2771131 | 2874-2874Z89 | 2879-2879915 |
| 2044-2044205 | 2813-2813XY9 | 2874-2874181 | 2879-287992 |
| 2044-2044207 | 2813-2813Z89 | 2874-287418111 | 2879-2879921 |
| 2044-2044298 | 2813-2813211 | 2874-287418122 | 2879-2879924 |
| 2046-2046101 | 2813-2813311 | 2874-2874185 | 2879-2879932 |
| 2046-204610101 | 2813-2813331 | 2874-287418511 | 2879-2879997 |
| 2046-204610103 | 2813-2813511 | 2874-287418522 | 2879-2879998 |
| 2046-204610105 | 2813-2813522 | 2874-28742A | 3021-3021SS |
| 2046-204610107 | 2813-2813611 | 2874-28742B | 3021-3021XY9 |
| 2046-2046103 | 2813-2813622 | 2874-2874215 | 3021-3021Z89 |
| 2046-2046105 | 2813-2813715 | 2874-2874241 | 3021-30211A |
| 2046-2046301 | 2813-2813721 | 2874-2874251 | 3021-30211C |
| 2046-2046303 | 2813-2813771 | 2874-2874261 | 3021-3021121 |
| 2046-2046305 | 2813-2813781 | 2874-2874271 | 3021-3021141 |
| 2046-2046501 | 2813-2813791 | 2874-2874411 | 3021-3021142 |
| 2046-2046503 | 2822-2822XY9 | 2874-2874421 | 3021-3021181 |
| 2046-2046701 | 2822-2822Z89 | 2874-2874431 | 3021-3021301 |
| 2046-2046703 | 2822-28221 | 2875-2875XY9 | 3021-3021305 |
| 2046-2046705 | 2822-2822111 | 2875-2875Z89 | 3021-3021307 |
| 2394-2394XY9 | 2822-2822112 | 2875-2875411 | 3087-3087XY9 |
| 2394-2394Z89 | 2822-28222 | 2875-2875421 | 3087-3087Z89 |
| 2394-23942 | 2822-2822211 | 2879-2879XY9 | 3524-3524XY9 |
| 2394-2394211 | 2822-28224 | 2879-2879Z89 | 3524-3524Z89 |
| 2394-23943 | 2822-2822411 | 2879-28795 | 3524-352411 |
| 2394-2394344 | 2822-28226 | 2879-2879516 | 3524-3524111 |
| 2394-2394366 | 2822-2822611 | 2879-2879525 | 3524-3524112 |
| 2394-239436624 | 2822-2822612 | 2879-287952521 | 3524-3524114 |
| 2394-239436637 | 2822-28228 | 2879-287952531 | 3524-3524121 |
| 2394-23945 | 2822-2822811 | 2879-287952541 | 3524-352414 |
| 2394-2394533 | 2873-2873SSS | 2879-287952561 | 3524-3524141 |
| 2394-2394555 | 2873-2873XY9 | 2879-287952579 | 3524-3524142 |

Table 15. **Commodity price indexes deleted from the Producer Price Index, effective July 2003**

| | | |
|-------------|-----------------|-----------------|
| 02-13-01-01 | 07-11-02-17 | 11-78-24-21 |
| 02-13-01-02 | 07-11-02-19 | 11-78-24-22 |
| 02-13-01-05 | 07-11-02-21 | 11-78-24-23 |
| 02-72-01-31 | 07-11-02-31 | 11-78-24-31 |
| 02-75-01-02 | 07-11-02-99 | 11-78-24-32 |
| 02-92-01-13 | | 11-78-24-41 |
| | 11-46-11-33 | 11-78-24-42 |
| 03-83-02-12 | 11-46-11-34 | 11-78-24-64 |
| 03-83-03-32 | 11-46-11-35 | 11-78-24-65 |
| 03-83-03-43 | 11-46-11-37 | 11-78-24-66 |
| 03-83-03-44 | 11-46-11-38 | 11-78-24-67 |
| | 11-46-12-41 | 11-78-24-71 |
| 06-52-01-05 | 11-46-12-42 | 11-79-02-24 |
| 06-52-01-11 | 11-46-12-43 | 11-79-02-25 |
| 06-52-01-16 | 11-46-12-44 | |
| 06-52-01-26 | 11-46-13-43 | 12-66-02 |
| 06-52-01-27 | 11-46-13-44 | 12-66-02-01 |
| 06-52-02-63 | 11-69-01 | 12-66-02-02 |
| 06-52-02-64 | 11-69-01-01 | 12-66-02-05 |
| 06-52-02-65 | 11-69-01-02 | 12-66-03 |
| 06-52-02-69 | 11-69-01-03 | 12-66-03-01 |
| 06-53-01-01 | 11-69-01-04 | 12-66-03-02 |
| 06-53-01-02 | 11-69-01-05 | 12-66-03-09 |
| 06-53-01-03 | 11-69-01-06 | 12-66-03-19 |
| 06-53-01-04 | 11-69-01-07 | 12-66-04-01 |
| 06-53-01-05 | 11-69-02 | 12-66-04-02 |
| 06-79-03-05 | 11-69-02-03 | 12-66-04-03 |
| 06-79-03-06 | 11-69-02-05 | 12-66-05-01 |
| 06-79-03-07 | 11-69-02-07 | 12-66-05-02 |
| | 11-69-03 | |
| 07-11-02-15 | 11-69-03-01 | |

Table 16. New commodity price indexes based on the movement of corresponding industry-based product price indexes, effective July 2003

| <u>Commodity code</u> | <u>Title</u> | <u>Product code</u> |
|------------------------------|---|--|
| 02-13-01-06 | Head rice | 2044-2044301, 2044-2044401, 2044-2044501 |
| 02-79-01-01 | Corn oil, crude and refined | 2046-20465 |
| 03-83-03-45 | Canvas and related products | 2394-23941 |
| 06-52-01-35 | Synthetic ammonia, nitric acid and ammonium compounds | 2873-28731 |
| 06-52-02-71 | Superphosphate and other phosphate fertilizer materials | 2874-28742 |
| 06-53-01-06 | Agricultural and commercial insecticides and chemicals | 2879-2879A |
| 06-53-01-07 | Lawn and garden pesticides and chemicals | 2879-2879B |
| 06-53-01-08 | Household and institutional pesticides and chemicals | 2879-2879C |
| 07-11-02-24 | Synthetic rubber, including SBR and ethylene propylene | 2822-28229 |
| 11-46-11-01 | Vehicle and industrial scales | 3596-35961 |
| 11-46-12-01 | Retail, commercial, household, and mailing scales | 3596-35962 |
| 11-46-13-01 | Parts, attachments, and accessories | 3596-35963 |
| 11-69-09-01 | Commercial laundry and dry cleaning equipment | 3582-35829 |
| 11-78-24-26 | Cylindrical connectors | 3678-36782 |
| 11-78-24-34 | Rack and panel connectors (rectangular) | 3678-36783 |
| 11-78-24-43 | Printed circuit connectors for electronic circuitry | 3678-36784 |
| 11-78-24-72 | Other connectors, including parts | 3678-36785 |
| 11-79-02-26 | All primary batteries, dry and wet | 3692-36929 |
| 12-66-04-04 | Consumer riding lawn, garden, and snow equipment | 3524-35244 |
| 12-66-05-03 | Parts and attachments for consumer lawn, garden, and snow equipment | 3524-35246 |
| 12-66-06-01 | Consumer nonriding lawn, garden, and snow equipment | 3524-35241 |

Table 17. Commodity price indexes based on the movement of corresponding industry-based product price indexes, effective July 2003

| <u>Commodity code</u> | <u>Title</u> | <u>Product code</u> |
|-----------------------|--|---------------------------|
| 02-13-02-01 | Other milled rice and byproducts | 2044-2044601 |
| 02-94-03-17 | Other wet corn process byproducts | 2046-20467 |
| 03-47-01-05 | Schiffli machine embroideries | 2397-23971 |
| 03-83-03-51 | Fabricated textile products, not elsewhere classified | 2399-2399P, 2297-22972 |
| 06-51-05-01 | Mixed fertilizers | 2874-28744, 2875-2875P |
| 06-79-03-01 | Acetylene | 2813-28132 |
| 06-79-03-08 | Other industrial gases, not elsewhere classified | 2813-28137 |
| 07-13-01-07 | Protective footwear | 3021-30214 |
| 07-13-01-08 | Shoes with fabric uppers, excluding sandals and slippers | 3021-30215 |
| 11-78-24-11 | Coaxial connectors (radio frequency) | 3678-36781 |
| 11-79-01-03 | Lead acid batteries, 1.5 cubic foot or less | 3691-36913 |
| 11-79-01-04 | Lead acid batteries, larger than 1.5 cubic | 3691-36914 |
| 11-79-01-05 | Storage batteries other than lead acid, including parts | 3691-36915 |

Table 18. **Commodity-grouping price indexes introduced into the Producer Price Index, effective July 2003**

| <u>Commodity code</u> | <u>Title</u> |
|-----------------------|---|
| 02-79-01 | Corn oil |
| 11-69-09 | Commercial laundry and dry cleaning equipment |
| 12-66-06 | Consumer nonriding lawn, garden, and snow equipment |

Technical Note

Brief Explanation of Producer Price Indexes

The term Producer Price Index (PPI) refers to a family of indexes that measure the average change over time in the selling prices received by domestic producers of goods and services. The PPIs measure price change from the perspective of the seller. This contrasts with other measures, such as the Consumer Price Index (CPI); CPIs measure price change from the purchaser's perspective. Sellers' and purchasers' prices may differ due to government subsidies, sales and excise taxes, and distribution costs.

More than 10,000 PPIs for individual products and groups of products are released each month. PPIs are available for the products of virtually every industry in the mining and manufacturing sectors of the U.S. economy. New PPIs are gradually being introduced for the products of industries in the transportation, utilities, trade, finance, and services sectors of the economy.

More than 100,000 price quotations per month are organized into three sets of producer price indexes: (1) Stage-of-processing indexes; (2) commodity indexes; and (3) indexes for the net output of industries and their products. The stage-of-processing structure organizes products by class of buyer and degree of fabrication. The commodity structure organizes products by similarity of end use or material composition. The entire output of various industries is sampled to derive price indexes for the net output of industries and their products.

Stage-of-Processing Indexes




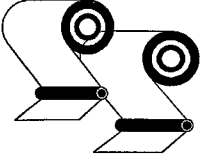



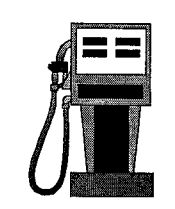
Within the stage-of-processing system, finished goods are commodities that will not undergo further processing and are ready for sale to the final demand user, either an individual consumer or business firm. Consumer foods include unprocessed foods such as eggs and fresh vegetables, as well as processed foods such as bakery products and meats. Other finished consumer goods include durable goods such as automobiles, household furniture, and appliances; and nondurable goods such as apparel and home heating oil. Capital equipment includes producer durable goods such as heavy motor trucks, tractors, and machine tools.

The stage-of-processing category for intermediate materials, supplies, and components consists partly of commodities that have been processed but require further processing. Examples of such semifinished goods include flour, cotton

yarn, steel mill products, and lumber. The intermediate goods category also encompasses nondurable, physically complete items purchased by business firms as inputs for their operations. Examples include diesel fuel, belts and belting, paper boxes, and fertilizers.

Crude materials for further processing are products entering the market for the first time that have not been manufactured or fabricated and that are not sold directly to consumers. Crude foodstuffs and feedstuffs include items such as grains and livestock. Examples of crude nonfood materials include raw cotton, crude petroleum, coal, hides and skins, and iron and steel scrap.

The illustration shows examples of how products are classified by stage of processing.

| Crude goods | Intermediate goods | Finished goods |
|--|---|---|
|  |  |  |
|  |  |  |
|  |  |  |

Commodity Indexes

The commodity classification structure of the Producer Price Index organizes products by similarity of end use or material composition, regardless of their industry of origin. Fifteen major commodity groupings (2-digit level) make up the all commodities index. Each major commodity grouping includes (in descending order of aggregation) subgroups (3-digit), product classes (4-digit), subproduct classes (6-digit), and individual items (8-digit).

Nearly all 8-digit commodities under the traditional commodity coding system are now derived from corresponding

industry-classified product indexes. In such instances, movements in the traditional commodity price indexes are identical to movements of their counterparts. Therefore, monthly percent changes for corresponding indexes will be virtually identical even though their respective index levels may differ.

Industry Net-Output Price Indexes

Producer price indexes for the net output of industries and their products are grouped according to the Standard Industrial Classification (SIC). Industry price indexes are compatible with other economic time series organized by SIC codes, such as data on employment, wages, and productivity. Table 5 includes data for SIC industries and industry groups (2-, 3-, and 4-digit levels); indexes for Census product classes (5- and 6-digit levels), products (7-digit level), and more detailed subproducts (9-digit level); and, for some industries, indexes for other sources of revenue.

Indexes may represent one of three kinds of product indexes. Every industry has primary product indexes to show changes in prices received by establishments classified in the industry for products made primarily, but not necessarily exclusively, by that industry. The industry classification of an establishment is determined by which products comprise a plurality of its total shipment value. In addition, most industries have secondary product indexes that show changes in prices received by establishments classified in the industry for products chiefly made in some other industry. Finally, some industries have miscellaneous receipts indexes to show price changes in other sources of revenue received by establishments within the industry that are not derived from sales of their products, e.g., resales of purchased materials, or revenues from parking lots owned by a manufacturing plant.

Some product indexes published in table 5 correspond to 8-digit commodity indexes in table 6. In these cases, movements of the latter indexes are calculated on the basis of movements of their counterparts in table 5. Although most of these indexes continue to be published in table 6 on a base period of 1982 = 100 or some later base, corresponding indexes in table 5 are published on a base of the month of their introduction.

Data Collection

Producer price indexes are based on selling prices reported by establishments of all sizes selected by probability sampling, with the probability of selection proportionate to size. Individual items and transaction terms from these firms are also chosen by probability proportionate to size. The Bureau of Labor Statistics (BLS) strongly encourages cooperating companies to supply actual transaction prices at the time of shipment to minimize the use of list prices. Prices are normally reported by mail questionnaire for the Tuesday of the week containing the 13th.

Price data are provided on a voluntary and confidential basis; no one but sworn BLS employees is allowed access

to individual company price reports. The Bureau publishes price indexes instead of unit dollar prices. All producer price indexes are routinely subject to revision once, 4 months after original publication, to reflect the availability of late reports and corrections by respondents.

The BLS periodically updates the PPI sample of survey respondents to better reflect current conditions when the structure, membership, technology, or product mix of an industry shifts significantly and to spread reporting burden among smaller firms. Results of these resampling efforts are incorporated into the PPI every January and July.

As part of an ongoing effort to expand coverage to sectors of the economy other than mining and manufacturing, an increasing number of service sector industries have been introduced into the PPI. The following list of recently introduced service industries includes the month in which an article describing the industry's content appeared in the *PPI Detailed Report*:

| Industry | SIC | PPI Detailed Report Issue |
|--|------|---------------------------------|
| | | |
| Wireless Telecommunications | 4812 | July 1999 |
| Telephone Communications, Except Radio Telephone | 4813 | July 1995 |
| Television Broadcasting | 4833 | July 2002 |
| Grocery Stores | 5411 | July 2000 |
| Meat and Fish (Seafood) Markets ... | 5421 | July 2000 |
| Fruit and Vegetable Markets | 5431 | July 2000 |
| Candy, Nut, and Confectionery Stores | 5441 | July 2000 |
| Retail Bakeries | 5461 | July 2000 |
| Miscellaneous Food Stores | 5499 | July 2000 |
| New Car Dealers | 5511 | July 2000 |
| Gasoline Service Stations | 5541 | January 2002 |
| Boat Dealers | 5551 | January 2002 |
| Recreational Vehicle Dealers | 5561 | January 2002 |
| Miscellaneous Retail | 59 | January 2001 |
| Security Brokers, Dealers, and Investment Bankers | 6211 | January 2001 |
| Investment Advice | 6282 | January 2003 |
| Life Insurance Carriers | 6311 | January 1999 |
| Property and Casualty Insurance | 6331 | July 1998 |
| Insurance Agencies and Brokerages | 6412 | January 2003 |
| Operators and Lessors of Nonresidential Buildings | 6512 | January 1996 |
| Real Estate Agents and Managers ... | 6531 | January 1996 |
| Prepackaged Software | 7372 | January 1998 |
| Data Processing Services | 7374 | January 2002 |
| Home Health Care Services | 8082 | January 1997 |
| Legal Services | 8111 | January 1997 |
| Engineering Design, Analysis, and Consulting Services | 8711 | January 1997 |
| Architectural Design, Analysis, and Consulting Services | 8712 | January 1997 |
| Premiums for Property and Casualty Insurance | 9331 | July 1998 |

Weights

Weights for most traditional commodity groupings of the PPI, as well as all indexes (such as stage-of-processing indexes) calculated from traditional commodity groupings, currently reflect 1997 values of shipments as reported in the *Census of Manufactures* and other sources. From January 1996 through December 2001, PPI weights were derived from 1992 shipment values. Industry indexes shown in table 5 are also now calculated with 1997 net output weights. This periodic update of the value weights used to calculate the PPI is done to more accurately reflect changes in production and marketing patterns in the economy. Net output values of shipments are used as weights for industry indexes. Net output values refer to the value of shipments from establishments in one industry to establishments classified in another industry. However, weights for commodity price indexes are based on gross shipment values, including shipment values between establishments within the same industry. As a result, broad commodity grouping indexes such as the all commodities index are affected by the multiple counting of price change at successive stages of processing, which can lead to exaggerated or misleading signals about inflation. Stage-of-processing indexes partially correct this defect, but industry indexes consistently correct for this at all levels of aggregation. Therefore, industry and stage-of-processing indexes are more appropriate than broad commodity groupings for economic analysis of general price trends.

Price Index Reference Base

Effective with publication of January 1988 data, many important PPI series (including stage-of-processing groupings and most commodity groups and individual items) were placed on a new reference base, 1982=100. From 1971 through 1987, the standard reference base for most PPI series was 1967=100. Except for rounding differences, the shift to the new reference base did not alter any changes to previously published percent changes for affected PPI series. (See "Calculating Index Changes," below.) The new reference base is not used for indexes with a base later than December 1981, nor for indexes for the net output of industries and their products.

For further information on the underlying concepts and methodology of the Producer Price Index, see chapter 14, "Producer Prices," in *BLS Handbook of Methods* (April 1997), Bulletin 2490. Reprints are available from the Bureau of Labor Statistics on request.

Calculating Index Changes

Each index measures price changes from a reference period which equals 100.0 (1982 or some later month). An increase of 5.5 percent from the reference period in the finished goods price index, for example, is shown as 105.5. This change can

also be expressed in dollars as follows: "Prices received by domestic producers of a systematic sample of finished goods have risen from \$100 in 1982 to \$105.50 today." Likewise, a current index of 90.0 would indicate that prices received by producers of finished goods today are 10 percent lower than they were in 1982.

Movements of price indexes from one month to another are usually expressed as percent changes, rather than as changes in index points, because index point changes are affected by the level of the index in relation to its base period, whereas percent changes are not. The following example shows the computation of index point and percent changes.

Index point change

| | |
|----------------------------|-------|
| Finished Goods Price Index | 107.5 |
| Less previous index | 104.0 |
| Equals index point change | 3.5 |

Index percent change

| | |
|-------------------------------|-------------|
| Index point change | 3.5 |
| Divided by the previous index | 104.0 |
| Equals | 0.034 |
| Result multiplied by 100 | 0.034 x 100 |
| Equals percent change | 3.4 |

Seasonally Adjusted and Unadjusted Data

Because price data are used for different purposes by different groups, the Bureau of Labor Statistics publishes seasonally adjusted, and unadjusted changes each month.

Seasonally adjusted data are preferred for analyzing general price trends in the economy, because they eliminate the effect of changes that normally occur at about the same time and in about the same magnitude every year—such as price movements resulting from normal weather patterns, regular production and marketing cycles, model changeovers, seasonal discounts, and holidays. For these reasons, seasonally adjusted data more clearly reveal underlying cyclical trends.

Unadjusted data are of primary interest to users who need information that can be related to actual dollar values of transactions. Individuals requiring this information include marketing specialists, purchasing agents, budget and cost analysts, contract specialists, and commodity traders. It is the unadjusted data that are generally cited in escalating long-term contracts such as purchasing agreements or real estate leases. (See *Escalation and Producer Price Indexes: A Guide for Contracting Parties*, BLS Report 807, September 1991, available on request from BLS.)

In most cases, seasonal factors used in computing seasonally adjusted indexes have, in the past, been derived using the X-11-ARIMA Seasonal Adjustment Method. However, the PPI program upgraded to X-12 beginning in 1998. Each

year, the seasonal status of most commodity indexes is re-evaluated to reflect more recent price behavior.¹ For time series that exhibit seasonal pricing patterns, new seasonal factors are estimated and applied to the unadjusted data for the previous 5 years. These updated seasonally adjusted indexes replace the most recent 5 years of seasonal data.

Seasonal factors may be applied to series using either a direct or aggregative method. Generally, commodity indexes are seasonally adjusted using direct seasonal adjustment, which produces a more complete elimination of seasonal movements than the aggregative method. However, the direct seasonal adjustment process may not yield figures that possess additive consistency. Thus, a seasonally adjusted index for a broad category that is directly adjusted may not be logically consistent with all seasonally adjusted indexes for its components. Seasonal movements for stage-of-processing indexes are derived indirectly through the aggregative method, which combines movements of a wide variety of subproduct class (6-digit level) series.²

Seasonally adjusted indexes can become problematic when previously stable and predictable price patterns abruptly change. If the new pattern persists, the seasonal adjustment method will eventually reflect it adequately; if these patterns keep shifting, however, seasonally adjusted data will become chronically troublesome. This problem occurs relatively infrequently for farm and food-related products but has more often affected manufactured products such as automobiles and steel.

Since January 1988, the PPI has used Intervention Analysis Seasonal Adjustment methods to enhance the calculation of seasonal factors. With this technique, outlier values that may distort the seasonal pattern are removed from the data prior to applying the standard seasonal factor estimation procedure. For example, a possible economic cause for large price movements for petroleum-based products might have been the Persian Gulf War. In this case, intervention techniques allowed for better estimates of seasonally adjusted data. On the whole, very few series have required intervention. Out of nearly 900 seasonally adjusted series, only 16 interventions were performed in 1997.

For more information, see (1) "Appendix A: Seasonal Adjustment Methodology at BLS," in the *BLS Handbook of Methods* (April 1997), Bulletin 2490 and (2) "Summary of Changes to the PPI's Seasonal Adjustment Methodology" in the January 1995 issue of *Producer Price Indexes*.

¹ Note that most broad commodity groupings and 8-digit individual commodities, as well as industry and census product indexes, are not seasonally adjusted and are, therefore, not included in this annual review.

² Tests previously conducted on the stage-of-processing indexes did not find significant residual seasonality.

Producer Price Index Data Via the Internet

In 1995, the Bureau of Labor Statistics (BLS) began posting producer price index (PPI) series, news releases, and technical information to both a World Wide Web (WWW) site and a file transfer protocol (FTP) site. During the years following the introduction of PPI Internet services, usage of these sites eclipsed that of more traditional methods of data dissemination such as subscriptions to the *PPI Detailed Report*. For example, there have been approximately 1.1 million electronic accesses of PPI series during the 12 months ended July 31, 2001.

Retrieving PPI data from the PPI Web site

PPI data can be obtained from the PPI homepage by entering the WWW address (<http://www.bls.gov/ppi>). Scrolling down the page to the "Get Detailed Statistics" header reveals the following five methods of data retrieval:

- **Most Requested Series** is a form-based application that allows the user to quickly obtain PPI time series data by selecting from two separate lists (commodity and industry) of the most commonly requested time series, including "all commodities" and the stage-of-processing indexes (for example, finished goods). Within each list, any one or all of the time series shown can be selected. The user can choose date ranges and output options after executing the query using the reformat button above the data output table.

- **Create Customized Tables** is a form-based query application designed for users unfamiliar with the PPI coding structure. It guides the user through the PPI classification system by listing index titles and does not require knowledge of commodity or industry (SIC-based) codes. Data retrieved are based on a query formulated by selecting data characteristics from lists provided. Two options are available to create customized tables, depending on the user's browser capability. The one screen option is a JavaScript application which utilizes a single screen to guide the user through the available time series data. The second option is the multiple screen, nonJava-based application. Both methods allow the user to browse the PPI coding structure and select multiple series codes. The user can choose data ranges and output options after executing the query using the reformat button above the data output table.

- **Series Report** is a form-based application that uses PPI time series identifiers (commodity or SIC codes) as input in extracting data according to a specified set of date ranges and output options. This application provides the most efficient path for those users who are familiar with the format of PPI time series identifiers. Up to 300 indexes can be extracted at one time.

For PPI data, there are two basic formats to identify specific time series. For commodity codes and stage-of-processing

codes, enter a “wpu” prefix (not seasonally adjusted) or a “wps” prefix (seasonally adjusted). For industry product codes, enter a “pcu” prefix and a “#” between the fourth and fifth characters of the product code. *In both cases, no spaces are required.*

Example:

| | |
|-----------------------|--|
| Commodity code | Will provide data for: |
| wps063 | Drugs and pharmaceuticals, seasonally adjusted |
| wpusop3000 | Finished goods, not seasonally adjusted |
| Product code | Will provide data for: |
| pcu28__# | Chemicals and allied products, not seasonally adjusted |
| pcu3711#111 | Passenger cars |

Note that the first product code uses two underscores as placeholders to complete the reference to a two-digit product code time series.

• **Flat Files** and the FTP server are best suited for those users requiring access to either a large volume of time series data or other PPI-related documentation (such as seasonal factor and relative importance tables). For increased efficiency, it is suggested that users download files without opening, if their Internet browser permits. The FTP site can be accessed at (<ftp://ftp.bls.gov>) or directly from the links on the “Get Detailed Statistics” page or the PPI homepage.

Data and documentation available for download include:

| | |
|---------------------------|---|
| | Directory: |
| • SIC Current Series | /pub/time.series/pc |
| • SIC Discontinued Series | /pub/time.series/pd |
| • Commodity Series | /pub/time.series/wp |
| • Special Requests | /pub/special.requests/ppi |
| • Latest News Release | /pub/news.release/ppi.txt |

The FTP site maintains files to help with searches and downloads. These files are centrally located in the **/pub/doc** directory. Within this directory, go to the **overview.doc** file for an overview relating to all BLS data available through the FTP site. For *commodity-based PPI data* (which appear in tables 1, 2, 6, 7, and 8 of the PPI monthly detailed report), the program help file is **wp.doc**. For *industry-based PPI data* (which appear in tables 4, 5, 9, 10, and 11 of the monthly PPI report), the file is **pc.doc**. For industry-based time series that have been discontinued, go to **pd.doc**. (These and other help files also are maintained within each of the five directories listed above.)

Other sources of PPI data

PPI data also can be accessed via the BLS homepage (<http://www.bls.gov>). After clicking the “Get Detailed Statistics” link at the top of the homepage, the user may view a chart that lists all of the available BLS programs. The following four methods are available for PPI data: Most requested series, create customized tables (one screen or multiple screens), and flat files. Additional sources of BLS data also are accessible from this page including: Economic news releases, series report, and economy at a glance.

Additional information

The PPI homepage (<http://www.bls.gov/ppi>) contains additional information regarding PPI data and methodology. The top section of the homepage provides PPI news releases, both current and archived, as well as general PPI information. The “Tables Created by BLS” section found beneath the statistics section provides relative importance and seasonal factor tables. The remaining sections offer special notices and publications pertaining to PPI methodology and applications.

For questions or comments regarding PPI data classification, methodology, or data availability on the Internet, call or e-mail the Section of Index Analysis and Public Information directly at (202) 691-7705 or ppi-info@bls.gov. Data also can be obtained by calling the national Fax-on-Demand service at (202) 691-6325; this service enables customers to request faxes of BLS data 24 hours a day, 7 days a week.