

L 2.61:999/9

PPT Detailed Report




U.S. Department of Labor
Bureau of Labor Statistics

Data for September 1999

Services



Mining



Manufacturing





U.S. DEPARTMENT OF LABOR
Alexis M. Herman, Secretary

Data for September 1999

BUREAU OF LABOR STATISTICS
Katharine G. Abraham, Commissioner

PPI Detailed Report (ISSN 1099-2855; USPS 485-050) is a monthly report on producer price movements including text, tables, and technical notes. An annual supplement contains monthly data for the calendar year, annual averages, and information on weights.

To order this periodical for 1 year, cite *PPI Detailed Report* (WPPI) and send your check for \$39.00 (\$48.75 foreign) or provide your VISA or MasterCard number and expiration date to Superintendent of Documents, P.O. Box 371954, Pittsburgh, PA 15220-7954. Cost of the supplement only is \$33.00 domestic (\$41.25 foreign).

Subscribers will receive the next available subscription issue after their order is received. An acknowledgement card is sent to all customers after their subscription order is processed to let them know that they will receive the next available issue.

Please wait at least 6 weeks before inquiring about your order. Then write to Subscription Service Section, U.S. Government Printing Office, Stop: SSOM, Washington, DC 20402, telephone (202) 512-1800, or fax (202) 512-2168.

POSTMASTER: Send address changes to *PPI Detailed Report*, U.S. Government Printing Office, Washington, DC 20402-0001.

Material in this publication is in the public domain, and with appropriate credit, may be reproduced without permission. This information is available to sensory impaired individuals upon request. Voice phone: (202) 606-7828; Federal Relay Service: 1-800-877-8339. Data on the PPI can also be accessed at <http://stats.bls.gov/ppihome.htm> through the PPI homepage. Periodicals postage paid at Washington, DC and at additional mailing offices.

November 1999

PPI Detailed Report

Data for September 1999

Editors

William D. Thomas

Monica Gabor

Joseph Kowal

Visual Information Specialist

Dorothy Williams




Page

Contents

| | |
|---|-----|
| Price movements, September 1999 | 1 |
| Charts | |
| Finished goods | 5 |
| Intermediate goods | 6 |
| Crude goods | 7 |
| Tables | |
| Producer Price Indexes | |
| 1. Stage of processing | 8 |
| 2. Selected commodity groupings by stage of processing | 9 |
| 3. Selected stage-of-processing groupings, seasonally adjusted | 12 |
| 4. Net output of major industry groups | 13 |
| 5. Net output of selected industries and their products | 14 |
| 6. Commodity groupings and individual items | 136 |
| 7. Durability of product | 176 |
| 8. Special commodity groupings | 177 |
| 9. Material inputs to construction industries | 178 |
| 10. Net output of industry by stage of process | 179 |
| 11. Net material inputs to industry stage of process and final demand | 180 |
| Technical note | 181 |

| Scheduled Release Dates | | | |
|--|---------------------|--------------------|---------------------|
| Producer Price Index data are scheduled for initial release on the following dates: | | | |
| <i>Index month</i> | <i>Release date</i> | <i>Index month</i> | <i>Release date</i> |
| November | December 10 | February | March 16 |
| December | January 13 | March | April 13 |
| January | February 17 | April | May 12 |

Price Movements September 1999



The Producer Price Index for Finished Goods increased 1.1 percent in September, seasonally adjusted. This increase followed a 0.5-percent advance in August and a 0.2-percent gain in July and represents the largest 1-month increase since September 1990, when prices for finished goods rose 1.3 percent. Prices received by producers of intermediate goods gained 0.3 percent, following a 0.8-percent increase in the prior month. The crude goods index moved up 5.1 percent, after rising 4.6 percent in August. (See table A.)

Among finished goods, the index for finished goods other than foods and energy advanced 0.8 percent, after posting a 0.1-percent decline a month earlier. This acceleration was primarily due to price increases for cigarettes and passenger cars. (Excluding these two commodities, the index for finished goods less foods and energy would have increased 0.1 percent in September.) Prices for finished consumer foods rose 1.0 percent, following a 0.4-percent gain in August. By contrast, the index for finished energy goods advanced 2.2 percent, after rising 3.7 percent last month.

During the third quarter of 1999, the PPI for finished goods moved up at a 7.5-percent seasonally adjusted annual rate (SAAR), after increasing at a 2.5-percent rate in the second quarter. Prices for finished energy goods rose at a 43.9-percent SAAR from June to September, following a 21.9-

percent rate of advance from March to June. The index for finished goods other than foods and energy moved up at a 2.8-percent SAAR during the third quarter, after showing no change in the second quarter. Finished consumer foods prices advanced at a 2.1-percent SAAR from June to September, following a 0.3-percent rate of increase from March to June. During the third quarter of 1999, the PPI for intermediate goods rose at a 7.0-percent SAAR, after increasing at a 5.0-percent rate during the second quarter of this year. Prices for crude goods advanced at a 45.3-percent SAAR from June to September, following a 40.5-percent rate of increase from March to June.

Before seasonal adjustment, the Producer Price Index for Finished Goods gained 0.8 percent in September to stand at 134.8 (1982=100). From September 1998 to September 1999, the finished goods index advanced 3.2 percent. Over the past 12 months, prices for finished energy goods increased 13.9 percent, the index for finished goods other than foods and energy moved up 1.7 percent, and prices for finished consumer foods rose 1.2 percent. Prices received by producers of intermediate goods increased 1.9 percent for the 12 months ended in September, and the index for crude materials advanced 16.1 percent during the same period.

Table A. Monthly and annual percent changes in selected stage-of-processing price indexes, seasonally adjusted¹

| Month | Finished goods | | | | | Intermediate goods | Crude goods |
|-----------------|----------------|-------|--------|-------------------------|--|--------------------|-------------|
| | Total | Foods | Energy | Except foods and energy | Change in finished goods from 12 months ago (unadj.) | | |
| 1998 | | | | | | | |
| September | 0.2 | 0.2 | -0.4 | 0.3 | -0.9 | -0.3 | -1.8 |
| October | .3 | .4 | .8 | .1 | -7 | -2 | 2.5 |
| November | -2 | -4 | -1.3 | .1 | -6 | -2 | -1 |
| December | .5 | 0 | -1.8 | 1.0 | 0 | -7 | -3.6 |
| 1999 | | | | | | | |
| January | .3 | 1.5 | .8 | -2 | .8 | 0 | .6 |
| February | -5 | -1.2 | -1.1 | .1 | .5 | -.3 | -2.3 |
| March | .3 | .3 | 1.7 | -1 | .8 | .3 | .3 |
| April | .5 | -7 | 5.5 | .1 | 1.2 | .7 | 2.5 |
| May | .2 | .4 | .3 | .1 | 1.4 | .3 | 6.1 |
| June | -1 | .4 | -6 | -1 | 1.5 | .2 | .1 |
| July | .2 | -9 | 3.4 | 0 | 1.5 | .6 | -2 |
| August | .5 | .4 | 3.7 | -1 | 2.3 | .8 | 4.6 |
| September | 1.1 | 1.0 | 2.2 | .8 | 3.2 | .3 | 5.1 |

¹ Some percent changes shown here and elsewhere in "Price Movements September 1999" may differ from those previously reported, because indexes for May 1999 have been recalculated to incorporate late reports and

corrections by respondents. All indexes are subject to revision 4 months after original publication.


Table B. Monthly and annual percent changes in selected price indexes for intermediate goods and crude goods, seasonally adjusted¹

| Month | Intermediate goods | | | | Crude goods | | | |
|-----------------|--------------------|--------|-------------------------|--|-------------|-----------------|-------------------------|---|
| | Foods | Energy | Except foods and energy | Change in intermediate goods from 12 months ago (unadj.) | Foods | Energy (unadj.) | Except foods and energy | Change in crude goods from 12 months ago (unadj.) |
| 1998 | | | | | | | | |
| September | -0.9 | -0.5 | -0.3 | -2.5 | -0.9 | -3.6 | -1.2 | -15.1 |
| October | -.4 | 1.0 | -.3 | -2.5 | 3.2 | 5.5 | -3.0 | -16.6 |
| November | .8 | -1.1 | -.2 | -2.9 | -.6 | 2.0 | -2.2 | -18.4 |
| December | -.6 | -3.5 | -.2 | -3.3 | -4.3 | -4.0 | -1.7 | -16.7 |
| 1999 | | | | | | | | |
| January | .6 | .8 | -.2 | -2.7 | 4.9 | -5.0 | .2 | -11.4 |
| February | -1.9 | -.9 | -.1 | -2.7 | -3.0 | -3.6 | 1.2 | -11.9 |
| March | -1.4 | 2.2 | .1 | -2.1 | -.7 | 2.9 | -1.1 | -10.5 |
| April | -1.5 | 5.1 | .2 | -1.4 | -2.9 | 12.6 | -.9 | -9.2 |
| May | .3 | .5 | .3 | -1.1 | 2.5 | 13.2 | 2.1 | -3.1 |
| June | .5 | -.5 | .3 | -.5 | .5 | -.5 | .5 | -.4 |
| July | -1.4 | 2.9 | .4 | .1 | -4.8 | 3.7 | 2.3 | -.7 |
| August | 1.1 | 3.8 | .2 | 1.2 | 3.8 | 7.2 | 1.8 | 8.3 |
| September | 1.3 | 1.8 | .1 | 1.9 | 1.3 | 10.4 | 2.2 | 16.1 |

¹ Some percent changes shown here and elsewhere in "Price Movements September 1999" may differ from those previously reported, because indexes for May 1999 have been recalculated to incorporate late reports and

corrections by respondents. All indexes are subject to revision 4 months after original publication.

Finished goods



The index for finished consumer goods other than foods and energy advanced 1.1 percent in September, after posting a 0.1-percent decline in August. Cigarette prices moved up 9.5 percent, following a 0.1-percent advance a month ago. The passenger car index increased 2.0 percent in September, after edging down 0.1-percent in the previous month. Light motor truck prices rose 0.8 percent, following a 0.4-percent decline in the prior month. Prices for sanitary papers and health products; wines, brandy, and brandy spirits; and women's apparel also turned up, after falling a month earlier. On the other hand, the index for cosmetics and other toilet preparations declined 0.4 percent in September, following a 0.1-percent gain in August. Prices for passenger car radial tires showed no change, after advancing last month. The index for toys, games, and children's vehicles fell, after showing no change in the prior month. Prices for finished consumer goods other than foods and energy rose at a 4.3-percent SAAR for the 3 months ended in September, following a 0.3-percent rate of increase in the previous quarter.


The finished consumer foods index increased 1.0 percent in September, after registering a 0.4-percent gain in August. Prices for fresh and dry vegetables advanced 8.4 percent, following a 5.3-percent drop a month earlier. The indexes for fresh fruits and melons, processed young chickens, beef and veal, and for finfish and shellfish also turned up, after falling in the previous month. Prices for dairy products and pork rose more than a month ago. By contrast, the index for eggs for fresh use declined 12.8 percent in September, following a 2.8-percent gain in August. Prices for soft drinks showed no change, after posting an increase the last month. The roasted

coffee index fell more than in the prior month.

The index for capital equipment advanced 0.2 percent in September, after showing no change in August. Prices for light motor trucks increased 0.8 percent, following a 0.4-percent decrease a month earlier. Heavy motor truck prices also turned up, after falling last month. The index for electronic computers fell less than a month ago, while prices for civilian aircraft and for construction machinery and equipment rose more than in the previous month. The truck trailers index rose, after showing no change in August. Conversely, prices for communication and related equipment declined 0.3 percent, after showing no change in the prior month. The index for x-ray and electromedical equipment fell more than in August. Capital equipment prices rose at a 0.3-percent SAAR from June to September, after showing no change from March to June.

Prices for finished energy goods increased 2.2 percent in September, following a 3.7-percent rise in August. The gasoline index advanced 2.2 percent, after registering a 9.1-percent gain a month earlier. Residential electric power prices also rose less than a month ago. By contrast, the residential natural gas index moved up 2.5 percent, following 1.1-percent increase in the previous month. Prices for liquefied petroleum gas and home heating oil rose more than last month. The finished lubricants index fell less than in August.

Intermediate goods



The Producer Price Index for Intermediate Materials, Supplies, and Components increased 0.3 percent in September, seasonally adjusted, following a 0.8-percent advance in August. Prices for intermediate energy goods rose less than in August. The

index for durable manufacturing materials turned down, following an increase a month ago. Prices for materials and components for construction fell more than in the previous month. The index for materials for nondurable manufacturing rose less than last month. Conversely, prices for intermediate foods and feeds increased more than in August. Prices for intermediate materials other than foods and energy posted a 0.1-percent increase, following a 0.2-percent rise in the prior month. (See table B.)

The index for intermediate energy materials increased 1.8 percent in September, following a 3.8-percent rise in August. Prices for commercial electric power increased 0.1 percent, following a 2.2-percent gain in the previous month. The indexes for gasoline and jet fuels rose less than last month. Industrial electric power prices showed no change, after advancing in August. The diesel fuel index turned down, following an increase last month. By contrast, prices for residual fuels jumped 20.5 percent, after a 7.5-percent advance in the prior month. The indexes for commercial natural gas and industrial natural gas rose more than in the previous month. Prices for intermediate energy materials advanced at a 40.0-percent SAAR from June 1999 to September 1999, after rising at a 22.1-percent rate in the previous quarter.

The index for durable manufacturing materials declined 0.4 percent in September, following a 0.2-percent rise in August. Prices for steel mill products turned down 0.4 percent, following a 0.2-percent rise in the prior month. The index for plywood fell more than a month ago. Prices for aluminum mill shapes and for building paper and board turned down, after rising in the previous month. The index for flat glass showed no change, following a 0.2-percent increase last month. On the other hand, prices for copper and brass mill shapes moved up 1.9 percent in September, after rising 0.4 percent in August. The indexes for hardwood lumber, zinc, and platinum rose more than in the previous month. Durable manufacturing material prices rose at a 2.6-percent SAAR from June 1999 to September 1999, after advancing at a 6.3-percent rate during the second quarter.


Prices for materials and components for construction fell 0.5 percent in September, after declining 0.1 percent in August. The index for plywood fell 11.4 percent, after registering a 2.7-percent decrease a month ago. Prices for gypsum products and non-fluid power metal valves turned down, following last month's increases. The indexes for cement and heating equipment rose less than in the previous month. By contrast, prices for softwood lumber fell 4.2 percent in September, after dropping 6.0 percent in August. The plastic construction products index rose more than in the previous month. Prices for fabricated ferrous wire products and for plumbing fixtures and brass fittings turned up, after falling in the prior month. This index for materials and components for construction increased at a 0.8-percent SAAR for the third quarter of 1999, following a 4.1-percent rate of increase during the second quarter.

The index for nondurable manufacturing materials increased 0.4 percent in September, following a 0.6-percent gain in

August. Prices for paperboard fell 2.2 percent, following a 3.6-percent advance in the prior month. The indexes for paint materials and phosphates also turned down, after rising in the previous month. Prices for plastic resins and materials rose less than the month before. By contrast, the paper index rose 0.4 percent in September, following a 0.4-percent decline in August. Prices for gray fabrics, inedible fats and oils, and nitrogenates also turned up, after falling a month ago. The index for industrial chemicals increased faster than in the previous month. Nondurable manufacturing material prices rose at a 5.6-percent SAAR during the third quarter of 1999, after increasing at a 5.7-percent rate during the second quarter.

Prices for intermediate foods and feeds moved up 1.3 percent in September, after rising 1.1 percent in August. The index for fluid milk products rose 3.6 percent, after falling 0.2 percent last month. Prices for confectionery materials and for beef and veal also turned up, following a decline a month ago. The indexes for pork and for dry, condensed, and evaporated milk products rose more than in the prior month. On the other hand, prices for crude vegetable oils increased 0.4 percent in September, following a 9.5-percent advance in August. The index for flour turned down, after rising a month ago. Prices for natural, processed, and imitation cheese and for prepared animal feeds rose less than in the previous month. The intermediate foods and feeds index advanced at a 4.0-percent SAAR during the third quarter of 1999, following a 2.8-percent rate of decline in the previous quarter.

Crude goods



The Producer Price Index for Crude Materials for Further Processing rose 5.1 percent in September, seasonally adjusted, following a 4.6-percent rise in August. Prices for crude energy materials and basic industrial materials increased more than in the previous month. By contrast, price increases slowed for crude foodstuffs and feedstuffs. (See table B.)

The index for crude energy materials rose 10.4 percent in September, following a 7.2-percent increase in August. September's acceleration was led by the crude petroleum index, which advanced 14.3 percent, after rising 6.5 percent in the prior month. In addition, prices for natural gas rose 13.3 percent, after advancing 10.6 percent in August. By contrast, the index for coal fell 3.8 percent, following a 0.2-percent decline a month earlier. Prices for crude energy materials increased at a 126.6-percent seasonally adjusted annual rate from June 1999 to September 1999, following 158.3-percent rate of advance in the second quarter.

The basic industrial materials index rose 2.2 percent, following a 1.8-percent rise in August. Prices for leaf tobacco rose 9.1 percent, after increasing 0.9 percent in August. The aluminum base scrap index also rose more than last month. Indexes for wastepaper and copper base scrap moved up, following declines in the prior month. By contrast, price increases slowed from August to September for iron and steel scrap and cattle hides. The indexes for raw cotton and soft-

wood logs turned down, after rising a month earlier. Basic industrial material prices increased at a 28.1-percent seasonally adjusted annual rate in the third quarter of 1999, following a 7.3-percent annual rate of advance in the second quarter of 1999.

The index for crude foodstuffs and feedstuffs advanced 1.3 percent, following a 3.8-percent increase in August. Corn prices turned down 5.0 percent, after advancing 25.7 percent a month ago. Slaughter hog prices also fell, following an increase in August. The indexes for soybeans, fluid milk, wheat, and fresh vegetables (except potatoes) rose less than a month ago. Prices for alfalfa hay and Louisiana rough rice fell more than in the prior month. On the other hand, prices for slaughter broilers and fryers turned up 8.2 percent, after falling 12.6 percent in August. The index for Irish potatoes for processing more than doubled in September from a sharp decline in the prior month. Prices for fresh fruits and melons, slaughter turkeys, and unprocessed shellfish also increased, after declining last month. Prices for raw cane sugar fell less than in previous month. The crude foodstuffs and feedstuffs index moved up at a 0.4-percent SAAR from June 1999 to September 1999, after showing no change in the second quarter of 1999.

Net output price indexes for mining, manufacturing, and other industries

Mining. The Producer Price Index for the Net Output of Total Domestic Mining Industries rose 9.1 percent in September, after registering a 6.3-percent advance in August. (Net output price indexes are not seasonally adjusted.) Prices received by the crude petroleum, natural gas, and natural gas liquids industry rose 14.0 percent, following a 9.6-percent increase a month ago. The industry indexes for oil and gas well drilling, crushed and broken limestone, and for dimension stone rose, after falling in the prior month. By contrast, the industry index for bituminous coal and lignite mining fell 2.5 percent, following a 0.2-percent decline in the previous month. Price increases

in the copper ores and gold ores mining industries rose less than a month ago. The index for the potash, soda, and borate minerals industry fell more than in the prior month. In September, the Producer Price Index for the Net Output of Total Domestic Mining Industries stood at 90.9 (December 1984=100), 38.4 percent above its year-ago level. During the third quarter of 1999, this index increased at a 102.5-percent annual rate, following a 108.7-percent rate of increase in the second quarter.

Manufacturing. The Producer Price Index for the Net Output of Total Domestic Manufacturing Industries increased 0.5 percent in September, after posting a 0.6-percent rise in August. Increases in the industry indexes for petroleum refining and related products, tobacco manufactures, food and kindred products, chemicals and allied products, and paper and allied products outweighed declining industry indexes for lumber and wood products (except furniture), transportation equipment, machinery (except electrical), measuring and controlling instruments, electromedical equipment, and primary metals. In September, the Producer Price Index for the Net Output of Total Domestic Manufacturing Industries stood at 129.7 (December 1984=100), 3.0 percent above its year-ago level. From June 1999 to September 1999, this index rose at a 6.1-percent annual rate, after increasing at a 4.8-percent rate in the previous quarter.

Other. Among other industries in September, the industry indexes for operators and lessors of nonresidential buildings, deep-sea foreign transportation of freight, telephone communications (except radiotelephone), life insurance carriers, radio broadcasting, and scheduled air transportation registered increases. By contrast, the industry indexes for real estate agents and managers, hotels and motels, wireless communications, marine cargo handling, travel agencies, passenger car rental, cable and other pay television services, and home health care services declined in September.

Chart 1. Finished goods and its components, January 1989 through September 1999, 3-month seasonally adjusted annual rates of change

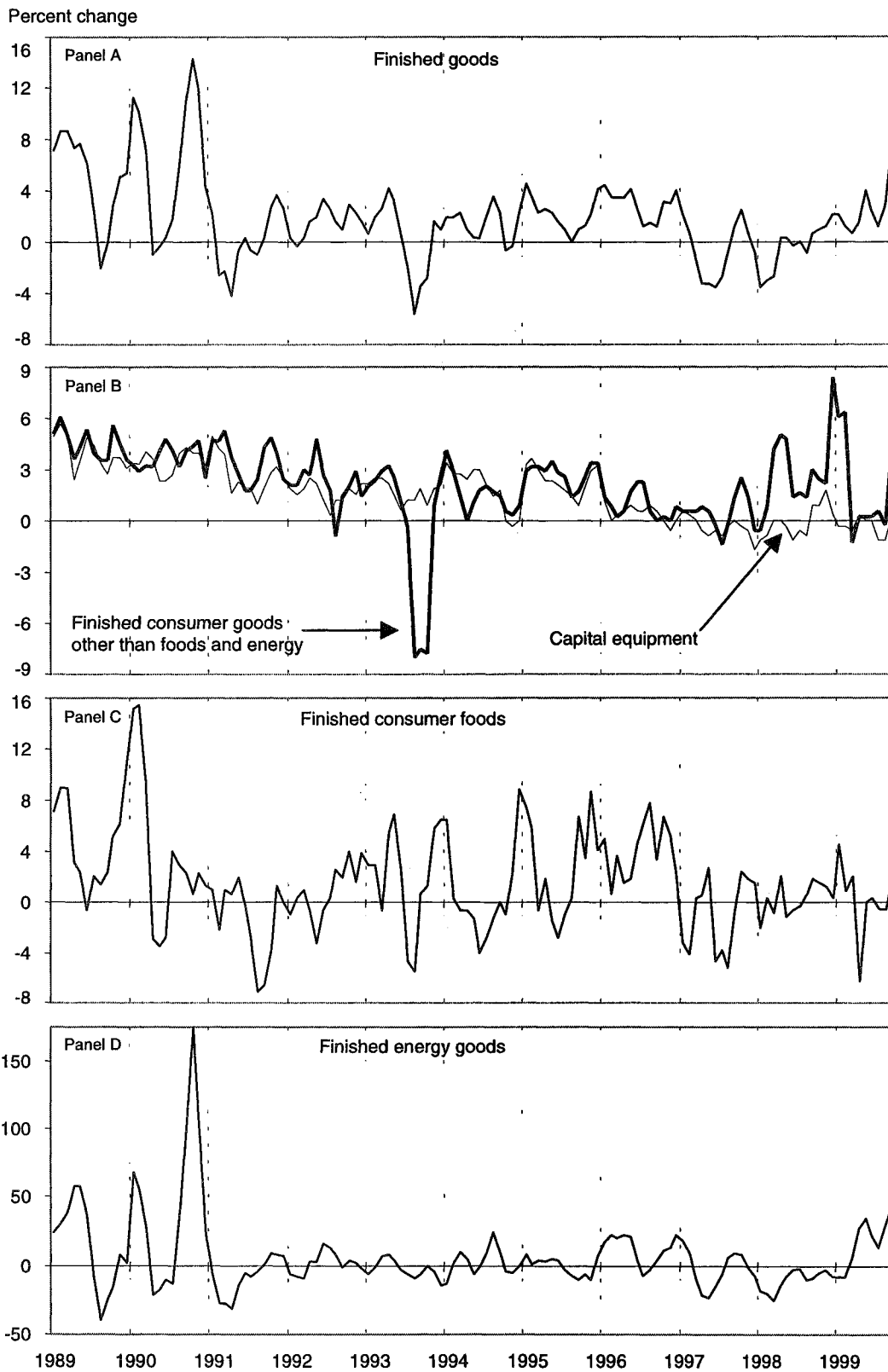


Chart 2. Intermediate goods and its components, January 1989 through September 1999, 3-month seasonally adjusted annual rates of change

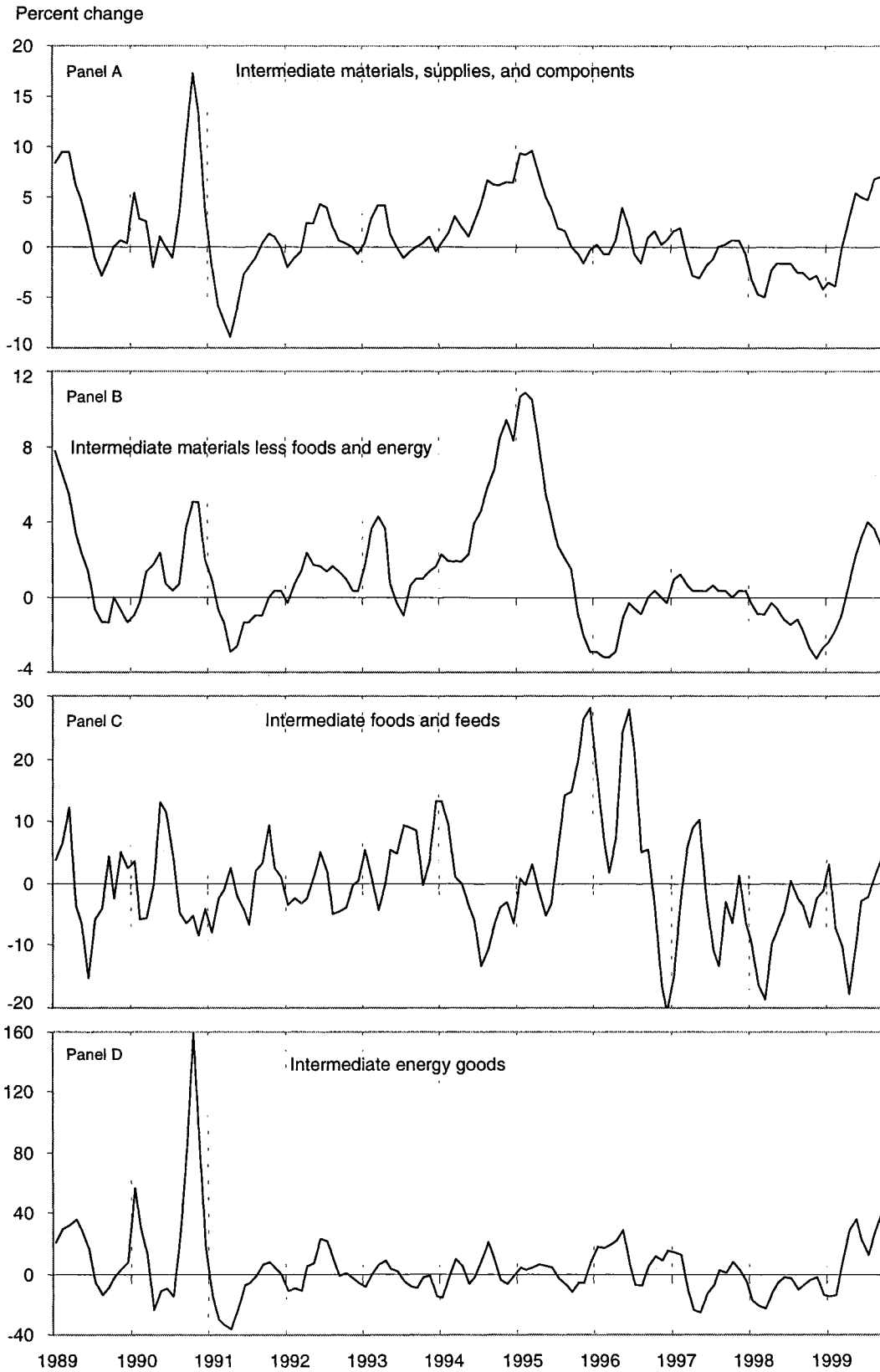


Chart 3. Crude goods for further processing and its components, January 1989 through September 1999, 3-month seasonally adjusted annual rates of change

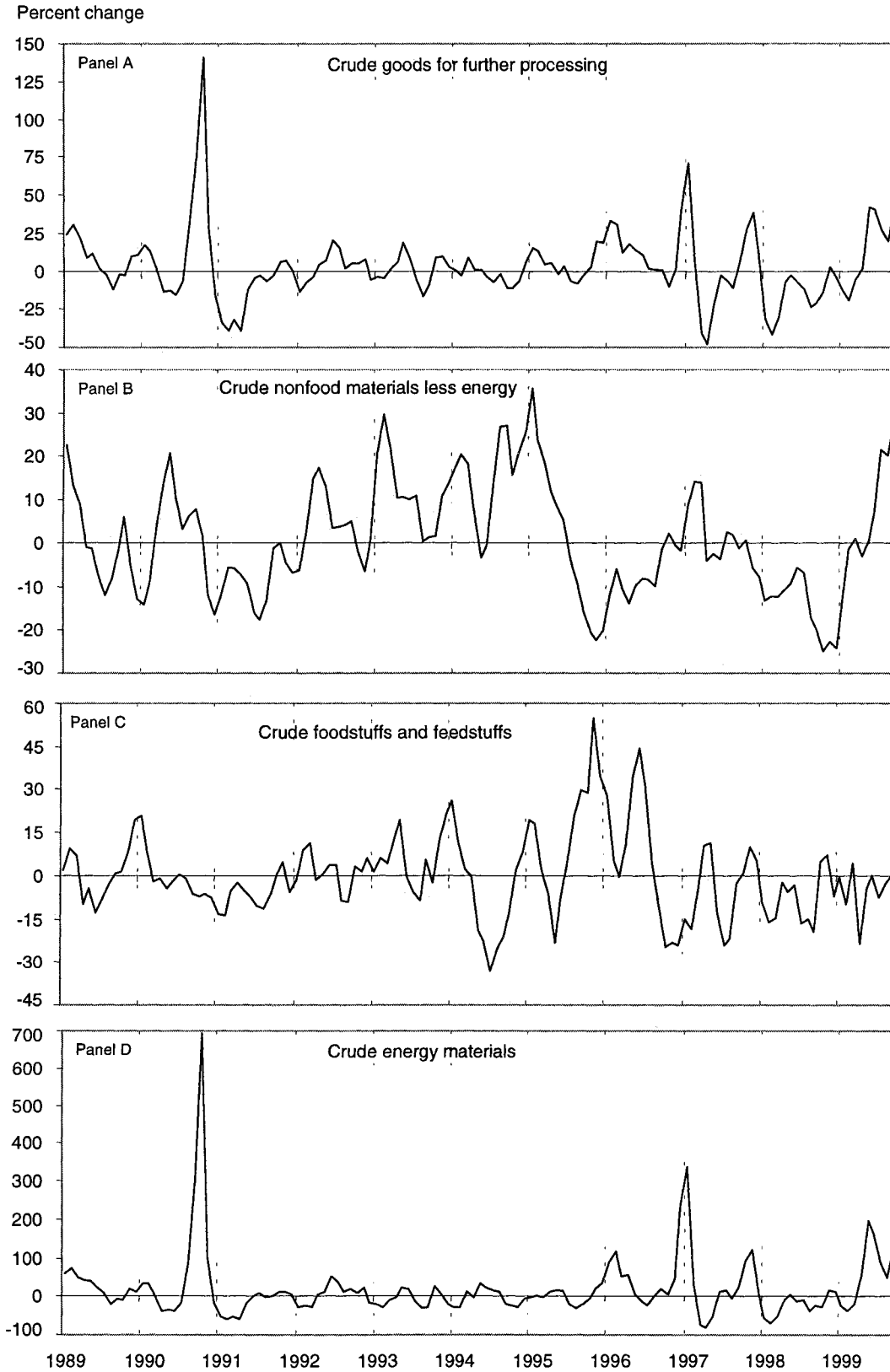


Table 1. Producer price indexes and percent changes by stage of processing

(1982=100)

| Grouping | Relative importance Dec. 1998 ¹ | Unadjusted index | | | Unadjusted percent change to Sep. 1999 from : | | Seasonally adjusted percent change from: | | |
|---|--|-----------------------|------------------------|------------------------|---|-----------|--|--------------|--------------|
| | | May 1999 ² | Aug. 1999 ² | Sep. 1999 ² | Sep. 1998 | Aug. 1999 | June to July | July to Aug. | Aug. to Sep. |
| Finished goods | 100.000 | 132.4 | 133.7 | 134.8 | 3.2 | 0.8 | 0.2 | 0.5 | 1.1 |
| Finished consumer goods | 74.783 | 131.2 | 133.1 | 134.6 | 4.3 | 1.1 | .3 | .7 | 1.3 |
| Finished consumer foods | 23.285 | 134.5 | 135.7 | 137.0 | 1.2 | 1.0 | -.9 | .4 | 1.0 |
| Crude | 1.701 | 126.5 | 123.1 | 126.6 | -.4 | 2.8 | -4.8 | -.3 | 1.2 |
| Processed | 21.584 | 135.2 | 136.7 | 137.8 | 1.3 | .8 | -.6 | .4 | 1.0 |
| Finished consumer goods, excluding foods | 51.498 | 129.6 | 131.8 | 133.4 | 5.6 | 1.2 | .9 | .8 | 1.4 |
| Nondurable goods less foods | 35.202 | 126.6 | 130.3 | 132.8 | 8.1 | 1.9 | 1.3 | 1.3 | 1.7 |
| Durable goods | 16.296 | 132.8 | 131.5 | 131.1 | .1 | -.3 | -.1 | -.1 | .6 |
| Capital equipment | 25.217 | 137.6 | 136.9 | 136.7 | .0 | -.1 | -.1 | 0 | .2 |
| Manufacturing industries | 6.607 | 138.4 | 138.4 | 138.3 | .4 | -.1 | .1 | 0 | 0 |
| Nonmanufacturing industries | 18.610 | 137.2 | 136.3 | 136.1 | -.1 | -.1 | -.2 | 0 | .4 |
| Intermediate materials, supplies and components | 100.000 | 122.2 | 124.7 | 125.2 | 1.9 | .4 | .6 | .8 | .3 |
| Materials and components for manufacturing | 47.713 | 123.8 | 124.9 | 125.1 | -.3 | .2 | .2 | .3 | .2 |
| Materials for food manufacturing | 3.633 | 119.6 | 121.1 | 122.5 | -2.1 | 1.2 | -1.5 | 1.3 | 1.4 |
| Materials for nondurable manufacturing | 15.730 | 123.3 | 125.3 | 125.8 | .6 | .4 | .4 | .6 | .4 |
| Materials for durable manufacturing | 10.415 | 124.3 | 126.2 | 125.8 | -1.1 | -.3 | .8 | .2 | -.4 |
| Components for manufacturing | 17.935 | 125.6 | 125.6 | 125.6 | -.2 | 0 | 0 | 0 | .1 |
| Materials and components for construction | 14.004 | 148.5 | 150.4 | 149.7 | 1.6 | -.5 | .7 | -.1 | -.5 |
| Processed fuels and lubricants | 11.845 | 82.5 | 90.1 | 92.5 | 12.4 | 2.7 | 3.0 | 3.9 | 1.8 |
| Manufacturing industries | 4.580 | 86.5 | 92.3 | 94.5 | 8.4 | 2.4 | 1.9 | 3.1 | 1.9 |
| Nonmanufacturing industries | 7.265 | 80.0 | 88.6 | 91.1 | 14.9 | 2.8 | 3.6 | 4.3 | 1.8 |
| Containers | 3.881 | 141.6 | 144.5 | 146.3 | 4.1 | 1.2 | 0 | 1.8 | 1.2 |
| Supplies | 22.557 | 133.7 | 134.4 | 134.4 | .1 | 0 | .1 | .2 | .1 |
| Manufacturing industries | 5.131 | 140.4 | 141.0 | 140.9 | .2 | -.1 | .1 | .4 | -.1 |
| Nonmanufacturing industries | 17.426 | 130.9 | 131.5 | 131.6 | .0 | .1 | .1 | .2 | -.1 |
| Feeds | 1.242 | 87.6 | 88.1 | 88.6 | -4.6 | .6 | -.9 | .8 | .6 |
| Other supplies | 16.184 | 136.1 | 136.8 | 136.8 | .4 | 0 | .1 | .2 | 0 |
| Crude materials for further processing | 100.000 | 97.4 | 102.1 | 106.9 | 16.1 | 4.7 | -.2 | 4.6 | 5.1 |
| Foodstuffs and feedstuffs | 45.019 | 99.6 | 100.1 | 100.5 | -.8 | .4 | -4.8 | 3.8 | 1.3 |
| Nonfood materials | 54.981 | 92.3 | 99.9 | 107.4 | 30.2 | 7.5 | 3.2 | 5.3 | 7.6 |
| Nonfood materials except fuel ³ | 29.160 | 87.5 | 96.2 | 102.7 | 23.9 | 6.8 | 5.1 | 3.5 | 6.9 |
| Manufacturing ⁴ | 27.653 | 79.6 | 87.8 | 94.1 | 25.0 | 7.2 | 5.2 | 3.7 | 7.2 |
| Construction | 1.507 | 195.2 | 198.3 | 197.1 | 2.8 | -.6 | .5 | 1.7 | -.8 |
| Crude fuel ⁴ | 25.821 | 91.6 | 96.9 | 105.3 | 39.8 | 8.7 | .7 | 7.7 | 8.7 |
| Manufacturing industries | 2.104 | 90.2 | 96.4 | 106.5 | 43.3 | 10.5 | 2.2 | 8.0 | 10.5 |
| Nonmanufacturing industries | 23.717 | 93.3 | 98.6 | 107.0 | 39.5 | 8.5 | .4 | 7.6 | 8.5 |
| Special groupings | | | | | | | | | |
| Finished goods, excluding foods | ⁵ 76.715 | 131.6 | 133.0 | 134.0 | 3.8 | .8 | .5 | .5 | 1.1 |
| Intermediate materials less foods and feeds | ⁵ 95.125 | 122.9 | 125.4 | 125.9 | 2.0 | .4 | .6 | .7 | .3 |
| Intermediate foods and feeds | ⁶ 4.875 | 109.8 | 110.9 | 112.1 | -2.7 | 1.1 | -1.4 | 1.1 | 1.3 |
| Crude materials less agricultural products ^{3,7} | ⁸ 52.084 | 92.2 | 100.3 | 108.1 | 33.1 | 7.8 | 3.5 | 5.2 | 7.9 |
| Finished energy goods | ⁵ 11.972 | 77.5 | 83.6 | 85.9 | 13.9 | 2.8 | 3.4 | 3.7 | 2.2 |
| Finished goods less energy | ⁵ 88.028 | 142.5 | 142.5 | 143.2 | 1.6 | .5 | -.2 | 0 | .8 |
| Finished consumer goods less energy | ⁵ 62.811 | 144.6 | 144.7 | 145.9 | 2.2 | .8 | -.3 | .1 | 1.0 |
| Finished goods less foods and energy | ⁵ 64.743 | 145.6 | 145.1 | 145.6 | 1.7 | .3 | 0 | -.1 | .8 |
| Finished consumer goods less foods and energy | ⁵ 39.526 | 151.0 | 150.5 | 151.6 | 2.8 | .7 | .1 | -.1 | 1.1 |
| Consumer nondurable goods less foods and energy | ⁵ 23.230 | 165.2 | 165.5 | 167.7 | 4.8 | 1.3 | .2 | -.2 | 1.4 |
| Intermediate energy goods | ⁶ 11.941 | 82.2 | 89.8 | 92.1 | 12.3 | 2.6 | 2.9 | 3.8 | 1.8 |
| Intermediate materials less energy | ⁶ 88.059 | 131.1 | 132.3 | 132.4 | .3 | .1 | .3 | .3 | .1 |
| Intermediate materials less foods and energy | ⁶ 83.184 | 132.5 | 133.7 | 133.7 | .5 | 0 | .4 | .2 | .1 |
| Crude energy materials ³ | ⁸ 33.303 | 77.1 | 85.2 | 94.1 | 51.3 | 10.4 | 3.7 | 7.2 | 10.4 |
| Crude materials less energy | ⁸ 66.697 | 107.6 | 109.4 | 110.4 | -.2 | .9 | -2.4 | 3.1 | 1.7 |
| Crude nonfood materials less energy ¹ | ⁸ 21.678 | 131.4 | 136.8 | 139.6 | 1.2 | 2.0 | 2.3 | 1.8 | 2.2 |

¹ Comprehensive relative importance figures are initially computed after the publication of December indexes and are recalculated after final December indexes are available. The first-published and final December relative importances initially appear, respectively, in the release tables containing January and May data.

² The indexes for May 1999 have been recalculated to incorporate late reports and corrections by respondents. All indexes are subject to revision four months after original publication.

³ Includes crude petroleum.

⁴ Excludes crude petroleum.

⁵ Percent of total finished goods.

⁶ Percent of total intermediate materials.

⁷ Formerly titled "Crude materials for further processing, excluding crude foodstuffs and feedstuffs, plant and animal fibers, oilseeds, and leaf tobacco."

⁸ Percent of total crude materials.

Table 2. Producer price indexes and percent changes for selected commodity groupings by stage of processing

(1982=100 unless otherwise indicated)

| Grouping | Commodity code | Unadjusted index | | | Unadjusted percent change to Sep.1999 from: | | Seasonally adjusted percent change from: | | |
|--|----------------|-----------------------|------------------------|------------------------|---|-----------|--|--------------|--------------|
| | | May 1999 ¹ | Aug. 1999 ¹ | Sep. 1999 ¹ | Sep. 1998 | Aug. 1999 | June to July | July to Aug. | Aug. to Sep. |
| Finished goods | | 132.4 | 133.7 | 134.8 | 3.2 | 0.8 | 0.2 | 0.5 | 1.1 |
| Finished consumer goods | | 131.2 | 133.1 | 134.6 | 4.3 | 1.1 | .3 | .7 | 1.3 |
| Finished consumer foods | | 134.5 | 135.7 | 137.0 | 1.2 | 1.0 | -.9 | .4 | 1.0 |
| Fresh fruits and melons ² | 01-11 | 115.4 | 96.7 | 105.4 | 14.2 | 9.0 | -3.2 | -3.2 | 9.0 |
| Fresh and dry vegetables ² | 01-13 | 111.5 | 111.1 | 120.4 | -8.0 | 8.4 | -8.1 | -5.3 | 8.4 |
| Eggs for fresh use (Dec. 1991=100) | 01-71-07 | 66.8 | 82.7 | 75.7 | -14.8 | -8.5 | 7.1 | 2.8 | -12.8 |
| Bakery products ² | 02-11 | 177.7 | 177.8 | 178.0 | 1.2 | .1 | .1 | 0 | .1 |
| Milled rice ² | 02-13 | 124.2 | 125.3 | 122.9 | -1.3 | -1.9 | -.1 | -.1 | -1.9 |
| Pasta products (June 1985=100) ² | 02-14-02 | 122.0 | 122.0 | 122.0 | -.7 | 0 | 0 | .1 | 0 |
| Beef and veal | 02-21-01 | 104.3 | 108.6 | 110.0 | 13.2 | 1.3 | -3.4 | -.7 | 1.8 |
| Pork | 02-21-04 | 100.2 | 104.1 | 107.4 | 11.6 | 3.2 | -3.8 | 7.1 | 9.7 |
| Processed young chickens | 02-22-03 | 114.8 | 112.8 | 113.3 | -18.1 | .4 | -4.6 | -3.7 | .6 |
| Processed turkeys | 02-22-06 | 89.8 | 96.6 | 99.2 | -1.2 | 2.7 | -3.0 | 1.3 | 2.0 |
| Finfish and shellfish | 02-23 | 187.1 | 188.4 | 193.4 | 8.2 | 2.7 | .8 | -.4 | 3.5 |
| Dairy products | 02-3 | 133.0 | 139.9 | 143.9 | -1.2 | 2.9 | .4 | 1.2 | 1.9 |
| Processed fruits and vegetables ² | 02-4 | 127.9 | 127.2 | 127.5 | 1.8 | .2 | 0 | -.5 | .2 |
| Confectionery end products ² | 02-55 | 170.6 | 171.0 | 171.4 | 1.1 | -.2 | .1 | .1 | 0 |
| Soft drinks | 02-62 | 137.4 | 138.1 | 138.1 | 2.4 | 0 | .1 | 1.1 | 2 |
| Roasted coffee ² | 02-63-01 | 135.3 | 135.3 | 133.3 | -2.6 | -1.5 | 0 | -.1 | -1.5 |
| Shortening and cooking oils ² | 02-78 | 141.9 | 139.2 | 143.0 | .4 | 2.7 | -3.3 | 4.3 | 2.7 |
| Finished consumer goods excluding foods | | 129.6 | 131.8 | 133.4 | 5.6 | 1.2 | .9 | .8 | 1.4 |
| Alcoholic beverages | 02-61 | 136.3 | 137.1 | 137.5 | 2.1 | .3 | .4 | -.5 | .6 |
| Women's apparel ² | 03-81-01 | 124.2 | 121.5 | 122.1 | -.5 | .5 | -.2 | -.8 | .5 |
| Men's and boys' apparel | 03-81-02 | 133.5 | 132.6 | 132.8 | -.5 | .2 | -.3 | 0 | .2 |
| Girls', children's, and infants' apparel ² | 03-81-03 | 117.8 | 117.2 | 116.3 | -3.5 | -.8 | .1 | -.5 | -.8 |
| Textile housefurnishings ² | 03-82 | 122.7 | 122.7 | 122.6 | -.5 | -.1 | -.1 | 0 | -.1 |
| Footwear | 04-3 | 144.4 | 144.5 | 144.6 | -.1 | .1 | 0 | -.1 | .1 |
| Residential electric power (Dec. 1990=100) | 05-41 | 108.3 | 113.2 | 114.2 | 0 | .9 | .3 | 1.1 | .8 |
| Residential gas (Dec. 1990=100) | 05-51 | 111.0 | 114.1 | 117.2 | 4.5 | 2.7 | .4 | 1.1 | 2.5 |
| Gasoline | 05-71 | 65.6 | 75.1 | 77.7 | 52.4 | 3.5 | 12.7 | 9.1 | 2.2 |
| Fuel oil No. 2 | 05-73-02-01 | 52.2 | 63.0 | 69.4 | 44.6 | 10.2 | 15.2 | 5.3 | 6.0 |
| Pharmaceutical preps, ethical (Prescription) ² | 06-35 | 332.8 | 337.0 | 337.5 | 1.5 | .1 | .9 | .1 | .1 |
| Pharmaceutical preps,proprietary (Over-counter) ² | 06-36 | 185.9 | 186.4 | 186.8 | 1.2 | .2 | -.2 | .1 | .2 |
| Soaps and synthetic detergents ² | 06-71 | 125.5 | 126.7 | 127.3 | .6 | .5 | 1.3 | -.3 | .5 |
| Cosmetics and other toilet preparations ² | 06-75 | 133.9 | 134.7 | 134.2 | .8 | -.4 | 0 | .1 | -.4 |
| Tires, tubes, tread, etc ² | 07-12 | 93.3 | 92.8 | 92.9 | -1.2 | .1 | -1.6 | .8 | .1 |
| Sanitary papers and health products ² | 09-15-01 | 142.7 | 143.2 | 143.8 | -1.0 | .4 | 1.4 | -2.5 | .4 |
| Newspaper circulation ² | 09-31-01 | 207.1 | 207.5 | 207.9 | 2.6 | .2 | 0 | 0 | .2 |
| Periodical circulation | 09-32-01 | 197.2 | 197.1 | 197.1 | 1.3 | 0 | .2 | .2 | .1 |
| Book publishing ² | 09-33 | 211.5 | 211.4 | 211.9 | 2.6 | .2 | .1 | -.3 | .2 |
| Household furniture ² | 12-1 | 150.1 | 150.6 | 150.7 | 1.4 | .1 | .1 | .1 | .1 |
| Floor coverings ² | 12-3 | 126.7 | 127.1 | 127.1 | -.7 | 0 | -.4 | -.2 | 0 |
| Household appliances | 12-4 | 108.7 | 108.7 | 108.4 | -.6 | -.3 | .1 | .1 | -.1 |
| Home electronic equipment ² | 12-5 | 74.0 | 73.9 | 73.9 | -1.1 | 0 | 0 | -.1 | 0 |
| Household glassware ² | 12-62 | 164.2 | 164.3 | 164.4 | .8 | .1 | -.1 | .1 | .1 |
| Household flatware ² | 12-64 | 140.0 | 139.3 | 139.3 | .7 | 0 | -.5 | 0 | 0 |
| Lawn and garden equip., ex. tractors ² | 12-66 | 132.2 | 131.8 | 132.1 | 0 | .2 | 0 | 0 | .2 |
| Passenger cars | 14-11-01 | 130.2 | 126.8 | 126.4 | -.5 | -.3 | -.2 | -.1 | 2.0 |
| Toys, games, and children's vehicles | 15-11 | 123.5 | 123.8 | 122.7 | -1.1 | -.9 | -.1 | 0 | -.8 |
| Sporting and athletic goods ² | 15-12 | 126.3 | 125.7 | 126.2 | 0 | .4 | -.2 | -.2 | .4 |
| Tobacco products ² | 15-2 | 363.5 | 363.8 | 394.5 | 37.3 | 8.4 | 0 | .1 | 8.4 |
| Mobile homes ² | 15-5 | 158.3 | 158.3 | 159.0 | 2.6 | .4 | .7 | -.5 | .4 |
| Jewelry, platinum, & karat gold ² | 15-94-02 | 127.3 | 125.2 | 125.1 | -2.0 | -.1 | -.2 | -1.4 | -.1 |
| Costume jewelry and novelties ² | 15-94-04 | 140.1 | 140.1 | 140.1 | .2 | 0 | .1 | 0 | 0 |
| Capital equipment | | 137.6 | 136.9 | 136.7 | 0 | -.1 | -.1 | 0 | .2 |
| Agricultural machinery and equipment ² | 11-1 | 152.3 | 151.3 | 151.2 | .3 | -.1 | .1 | .1 | -.1 |
| Construction machinery and equipment | 11-2 | 147.3 | 147.4 | 147.5 | 1.5 | .1 | .2 | .1 | .3 |
| Metal cutting machine tools ² | 11-37 | 160.4 | 160.9 | 160.8 | .4 | -.1 | 0 | -.3 | -.1 |
| Metal forming machine tools ² | 11-38 | 159.7 | 159.9 | 159.8 | .9 | -.1 | -.1 | .1 | -.1 |
| Tools, dies, jigs, fixtures, and ind. molds ² | 11-39 | 139.7 | 140.1 | 140.1 | .9 | 0 | .4 | 0 | 0 |
| Pumps, compressors, and equipment | 11-41 | 151.5 | 151.9 | 151.9 | 1.7 | 0 | .3 | .1 | .1 |
| Industrial material handling equipment ² | 11-44 | 132.9 | 133.0 | 132.9 | .8 | -.1 | 0 | 0 | -.1 |
| Electronic computers (Dec. 1998=100) ² | 11-51 | 88.5 | 83.5 | 83.1 | -21.4 | -.5 | -1.0 | -3.2 | -.5 |
| Textile machinery ² | 11-62 | 154.1 | 154.3 | 154.3 | 1.0 | 0 | 0 | .1 | 0 |
| Paper industries machinery (June 1982=100) | 11-64 | 162.6 | 162.8 | 163.0 | 2.1 | .1 | .1 | .2 | .2 |
| Printing trades machinery ² | 11-65 | 140.8 | 141.4 | 141.4 | -1.0 | 0 | -.1 | 0 | 0 |
| Transformers and power regulators ² | 11-74 | 130.7 | 131.1 | 131.4 | -.3 | .2 | .2 | .2 | .2 |

See footnotes at end of table.

Table 2. Producer price indexes and percent changes for selected commodity groupings by stage of processing—Continued

(1982=100 unless otherwise indicated)

| Grouping | Commodity code | Unadjusted index | | | Unadjusted percent change to Sep.1999 from: | | Seasonally adjusted percent change from: | | |
|--|----------------|-----------------------|------------------------|------------------------|---|-----------|--|--------------|--------------|
| | | May 1999 ¹ | Aug. 1999 ¹ | Sep. 1999 ¹ | Sep. 1998 | Aug. 1999 | June to July | July to Aug. | Aug. to Sep. |
| Capital equipment—Continued | | | | | | | | | |
| Communication & related equip. (Dec. 1985=100) ² | 11-76 | 113.0 | 113.0 | 112.7 | -0.8 | -0.3 | -0.1 | 0 | -0.3 |
| X-ray and electromedical equipment ² | 11-79-05 | 105.1 | 105.2 | 103.9 | -1.8 | -1.2 | .5 | -8 | -1.2 |
| Oil field and gas field machinery | 11-91 | 126.5 | 126.6 | 126.3 | .3 | -.2 | 0 | .2 | -.2 |
| Mining machinery and equipment ² | 11-92 | 144.5 | 144.8 | 144.2 | 1.3 | -.4 | .3 | -.3 | -.4 |
| Office and store machines and equipment ² | 11-93 | 112.3 | 112.3 | 112.4 | .1 | .1 | 0 | 0 | .1 |
| Commercial furniture ² | 12-2 | 156.2 | 157.0 | 157.0 | 1.2 | 0 | .1 | .1 | 0 |
| Light motor trucks | 14-11-05 | 158.2 | 154.3 | 151.9 | 1.1 | -1.6 | -.4 | -.4 | .8 |
| Heavy motor trucks ² | 14-11-06 | 146.7 | 147.2 | 147.6 | 2.0 | .3 | .1 | -1 | .3 |
| Truck trailers ² | 14-14 | 136.0 | 136.2 | 137.3 | 1.6 | .8 | .2 | 0 | .8 |
| Civilian aircraft (Dec. 1985=100) | 14-21-02 | 151.4 | 151.2 | 151.4 | .9 | -.1 | -.1 | .1 | .2 |
| Ships (Dec. 1985=100) ² | 14-31 | 145.8 | 145.8 | 145.8 | 0 | 0 | 0 | 0 | 0 |
| Railroad equipment | 14-4 | 134.5 | 136.0 | 135.6 | .2 | -.3 | -.1 | .1 | -.4 |
| Intermediate materials, supplies, and components | | 122.2 | 124.7 | 125.2 | 1.9 | .4 | .6 | .8 | .3 |
| Intermediate foods and feeds | | | | | | | | | |
| Flour ² | 02-12-03 | 104.6 | 105.9 | 103.9 | .6 | -1.9 | -2.0 | 2.6 | -1.9 |
| Refined sugar ² | 02-53 | 122.7 | 122.5 | 121.8 | 1.2 | -.6 | .2 | -.3 | -.6 |
| Confectionery materials | 02-54 | 94.1 | 92.8 | 93.4 | 0 | .6 | -2.0 | -.4 | .3 |
| Crude vegetable oils ² | 02-72 | 95.1 | 85.1 | 85.4 | -34.9 | .4 | -10.5 | 9.5 | .4 |
| Prepared animal feeds ² | 02-9 | 97.0 | 97.4 | 97.8 | -3.9 | .4 | -.8 | .7 | .4 |
| Intermediate materials less foods and feeds | | 122.9 | 125.4 | 125.9 | 2.0 | .4 | .6 | .7 | .3 |
| Synthetic fibers ² | 03-1 | 103.5 | 102.7 | 102.7 | -6.2 | 0 | -1.8 | -.2 | 0 |
| Processed yarns and threads ² | 03-2 | 108.5 | 108.0 | 107.8 | -4.3 | -.2 | -.3 | -.1 | -.2 |
| Gray fabrics ² | 03-3 | 115.5 | 112.1 | 112.5 | -6.7 | .4 | -.4 | -1.5 | .4 |
| Finished fabrics | 03-4 | 122.6 | 122.9 | 123.0 | -.6 | .1 | -.2 | .3 | .2 |
| Industrial textile products ² | 03-83-03 | 129.0 | 129.6 | 129.7 | -.5 | .1 | .3 | -.1 | .1 |
| Leather | 04-2 | 175.1 | 174.7 | 176.4 | -1.5 | 1.0 | -.1 | .9 | .5 |
| Liquefied petroleum gas ² | 05-32 | 66.0 | 81.1 | 94.2 | 79.4 | 16.2 | -1.1 | 15.7 | 16.2 |
| Commercial electric power | 05-42 | 126.2 | 136.1 | 136.3 | -1.0 | .1 | -.2 | 2.2 | .1 |
| Industrial electric power | 05-43 | 127.4 | 133.7 | 134.1 | -.8 | .3 | .1 | 1.9 | 0 |
| Commercial natural gas (Dec. 1990=100) | 05-52 | 103.1 | 107.2 | 111.3 | 8.2 | 3.8 | .7 | 3.0 | 4.3 |
| Industrial natural gas (Dec. 1990=100) | 05-53 | 97.7 | 102.8 | 106.5 | 7.9 | 3.6 | 4.4 | 1.9 | 3.6 |
| Natural gas to electric utilities (Dec. 1990=100) | 05-54 | 77.6 | 80.2 | 84.6 | 17.5 | 5.5 | -.9 | 1.7 | 6.7 |
| Jet fuels | 05-72-03 | 48.3 | 57.7 | 63.7 | 47.8 | 10.4 | 6.9 | 9.7 | 7.8 |
| No. 2 Diesel fuel | 05-73-03 | 53.0 | 65.6 | 67.5 | 40.3 | 2.9 | 15.4 | 4.1 | -3.8 |
| Residual fuel ² | 05-74 | 50.8 | 56.2 | 67.7 | 73.6 | 20.5 | .6 | 7.5 | 20.5 |
| Industrial chemicals ² | 06-1 | 117.0 | 118.8 | 119.4 | -.1 | .5 | -.3 | .3 | .5 |
| Prepared paint | 06-21 | 157.5 | 157.5 | 157.5 | 1.4 | 0 | .1 | .1 | 0 |
| Paint materials ² | 06-22 | 144.4 | 145.0 | 144.2 | .1 | -.6 | -1.3 | 1.0 | -.6 |
| Medicinal and botanical chemicals | 06-31 | 138.8 | 144.4 | 145.3 | 7.5 | .6 | .2 | .3 | .7 |
| Fats and oils, inedible ² | 06-4 | 79.2 | 78.8 | 88.3 | -20.7 | 12.1 | .3 | -1.1 | 12.1 |
| Mixed fertilizers | 06-51 | 114.6 | 114.2 | 113.4 | -1.4 | -.7 | .4 | .4 | -.4 |
| Nitrogenates | 06-52-01 | 95.0 | 89.0 | 91.5 | -11.1 | 2.8 | -.8 | -.3 | 2.7 |
| Phosphates ² | 06-52-02 | 114.2 | 113.5 | 111.9 | -.5 | -1.4 | -.5 | .2 | -1.4 |
| Other agricultural chemicals | 06-53 | 140.4 | 147.0 | 146.7 | .8 | -.2 | -.5 | 2.3 | -.8 |
| Plastic resins and materials ² | 06-6 | 122.1 | 128.4 | 130.4 | 9.0 | 1.6 | 1.9 | 3.0 | 1.6 |
| Synthetic rubber ² | 07-11-02 | 113.0 | 113.4 | 113.8 | -2.6 | .4 | -.4 | .4 | .4 |
| Plastic construction products | 07-21 | 126.0 | 129.6 | 130.5 | 3.9 | .7 | 1.6 | .2 | .9 |
| Unsupported plastic film, sheet, & other shapes ² | 07-22 | 125.4 | 127.2 | 127.5 | .7 | .2 | -.3 | .6 | .2 |
| Plastic parts and components for manufacturing ² | 07-26 | 117.6 | 117.5 | 117.6 | .4 | .1 | .1 | -.2 | .1 |
| Softwood lumber ² | 08-11 | 197.3 | 205.2 | 196.6 | 12.2 | -4.2 | 5.9 | -6.0 | -4.2 |
| Hardwood lumber | 08-12 | 176.5 | 176.2 | 177.2 | -.5 | .6 | -.2 | .2 | .6 |
| Millwork ² | 08-2 | 174.1 | 176.7 | 178.9 | 3.1 | .1 | .5 | .1 | .1 |
| Plywood ² | 08-3 | 179.1 | 202.0 | 179.0 | 5.3 | -11.4 | 6.2 | -2.7 | -11.4 |
| Woodpulp ² | 09-11 | 114.1 | 121.0 | 126.5 | 4.5 | 4.5 | 1.0 | 2.3 | 4.5 |
| Paper | 09-13 | 140.3 | 140.6 | 141.3 | -2.0 | .5 | .6 | -.4 | .4 |
| Paperboard | 09-14 | 149.3 | 161.2 | 159.8 | 7.2 | -.9 | 3.5 | 3.6 | -2.2 |
| Paper boxes and containers ² | 09-15-03 | 156.8 | 161.5 | 164.0 | 6.0 | 1.5 | -.1 | 2.7 | 1.5 |
| Building paper and board ² | 09-2 | 141.6 | 149.8 | 145.6 | 2.0 | -2.8 | 2.7 | .1 | -2.8 |
| Commercial printing (June 1982=100) ² | 09-37 | 152.2 | 152.4 | 152.3 | -.1 | -.1 | 0 | .2 | -.1 |
| Foundry and forge shop products | 10-15 | 135.1 | 135.2 | 135.1 | -.1 | -.1 | 0 | 0 | 0 |
| Steel mill products ² | 10-17 | 104.6 | 105.0 | 104.6 | -7.7 | -.4 | -.5 | .2 | -.4 |
| Primary nonferrous metals ² | 10-22 | 99.7 | 104.3 | 107.3 | 3.7 | 2.9 | 4.7 | 2.0 | 2.9 |
| Aluminum mill shapes ² | 10-25-01 | 135.4 | 139.4 | 136.8 | -2.8 | -1.9 | .5 | 1.4 | -1.9 |
| Copper and brass mill shapes ² | 10-25-02 | 149.3 | 156.8 | 158.7 | 4.7 | 1.9 | 5.1 | .4 | 1.9 |
| Nonferrous wire and cable ² | 10-26 | 134.2 | 135.7 | 137.4 | -2.4 | 1.3 | .8 | 1.2 | 1.3 |
| Metal containers ² | 10-3 | 106.3 | 106.0 | 106.0 | -2.3 | 0 | 0 | 0 | 0 |
| Hardware | 10-4 | 147.9 | 149.9 | 149.7 | 1.8 | -.1 | .1 | .5 | -.1 |
| Plumbing fixtures and brass fittings | 10-5 | 176.1 | 176.4 | 176.7 | 1.2 | .2 | .7 | -.6 | .5 |
| Heating equipment | 10-6 | 154.0 | 154.6 | 154.8 | 1.0 | .1 | .1 | .3 | .1 |

See footnotes at end of table.

Table 2. Producer price indexes and percent changes for selected commodity groupings by stage of processing—Continued

(1982 = 100 unless otherwise indicated)

| Grouping | Commodity code | Unadjusted index | | | Unadjusted percent change to Sep. 1999 from: | | Seasonally adjusted percent change from: | | |
|---|----------------|-----------------------|------------------------|------------------------|--|-----------|--|--------------|--------------|
| | | May 1999 ¹ | Aug. 1999 ¹ | Sep. 1999 ¹ | Sep. 1998 | Aug. 1999 | June to July | July to Aug. | Aug. to Sep. |
| Intermediate materials less foods and feeds—Continued | | | | | | | | | |
| Fabricated structural metal products | 10-7 | 142.9 | 143.2 | 143.3 | 0.1 | 0.1 | 0.2 | 0.1 | 0.1 |
| Fabricated ferrous wire products (June 1982=100) ² | 10-88 | 130.4 | 130.5 | 130.9 | .6 | .3 | -.1 | -.1 | .3 |
| Other misc. metal products ² | 10-89 | 125.5 | 125.4 | 125.4 | -.5 | 0 | -.1 | -.1 | 0 |
| Mechanical power transmission equipment | 11-45 | 161.4 | 161.5 | 161.5 | 2.3 | 0 | .1 | .1 | .2 |
| Air conditioning and refrigeration equipment | 11-48 | 135.7 | 135.7 | 135.8 | -.3 | -.1 | -.3 | .1 | -.1 |
| Metal valves, ex.fluid power (Dec. 1982=100) ² | 11-49-02 | 160.2 | 160.5 | 160.3 | 2.2 | -.1 | .3 | .2 | -.1 |
| Ball and roller bearings | 11-49-05 | 167.0 | 166.9 | 167.0 | .8 | -.1 | -.1 | .1 | .1 |
| Wiring devices | 11-71 | 152.2 | 152.6 | 152.3 | -1.5 | -2 | .3 | -.3 | -.1 |
| Motors, generators, motor generator sets | 11-73 | 145.9 | 145.8 | 145.4 | -.3 | -.3 | .1 | -.5 | -.1 |
| Switchgear, switchboard, etc., equipment | 11-75 | 150.8 | 151.2 | 150.9 | 1.8 | -2 | .5 | .1 | 0 |
| Electronic components and accessories ² | 11-78 | 98.1 | 98.0 | 98.7 | -.8 | .7 | .1 | -.1 | .7 |
| Internal combustion engines | 11-94 | 143.0 | 143.1 | 143.1 | 1.5 | 0 | 0 | -.1 | -.1 |
| Machine shop products ² | 11-95 | 136.8 | 136.7 | 136.7 | .1 | 0 | -.1 | .1 | 0 |
| Flat glass ² | 13-11 | 106.0 | 107.1 | 107.1 | .4 | 0 | .2 | .2 | 0 |
| Cement | 13-22 | 151.4 | 151.6 | 151.4 | 2.4 | -.1 | 0 | .4 | .1 |
| Concrete products | 13-3 | 144.1 | 143.7 | 144.1 | 1.9 | .3 | 0 | .3 | .3 |
| Asphalt felts and coatings ² | 13-6 | 98.7 | 99.1 | 99.8 | -.5 | .7 | .1 | .4 | .7 |
| Gypsum products ² | 13-7 | 202.3 | 215.7 | 213.9 | 17.8 | -.8 | -.1 | 5.0 | -.8 |
| Glass containers ² | 13-8 | 126.0 | 125.9 | 125.7 | -.2 | -.2 | .1 | -.4 | -.2 |
| Motor vehicle parts ² | 14-12 | 114.0 | 113.5 | 113.4 | -1.0 | -.1 | 0 | 0 | -.1 |
| Aircraft engines & engine parts (Dec. 1985=100) | 14-23 | 137.6 | 137.7 | 137.6 | .8 | -.1 | .2 | .2 | -.1 |
| Aircraft parts & aux.equip.,nec (June 1985=100) ² | 14-25 | 143.6 | 142.6 | 143.0 | -.8 | .3 | 0 | -.1 | .3 |
| Photographic supplies ² | 15-42 | 128.4 | 128.3 | 128.4 | -.5 | .1 | .3 | -.2 | .1 |
| Medical/surgical/personal aid devices | 15-6 | 144.9 | 144.9 | 144.7 | .8 | -.1 | -.1 | 1.0 | -.1 |
| Crude materials for further processing | | 97.4 | 102.1 | 106.9 | 16.1 | 4.7 | -.2 | 4.6 | 5.1 |
| Crude foodstuffs and feedstuffs | | 99.6 | 100.1 | 100.5 | -.8 | .4 | -.4 | 3.8 | 1.3 |
| Wheat ² | 01-21 | 78.8 | 79.6 | 80.5 | 7.6 | 1.1 | -.6 | 7.1 | 1.1 |
| Corn | 01-22-02-05 | 85.5 | 79.2 | 72.7 | .3 | -8.2 | -16.7 | 25.7 | -5.0 |
| Slaughter cattle ² | 01-31 | 95.5 | 97.3 | 97.5 | 9.1 | .2 | -.2 | .6 | .2 |
| Slaughter hogs | 01-32 | 63.8 | 62.0 | 55.1 | 13.8 | -11.1 | -13.3 | 17.7 | -2.9 |
| Slaughter broilers/fryers | 01-41-02 | 144.2 | 126.9 | 133.8 | -24.8 | 5.4 | -7.9 | -12.6 | 8.2 |
| Slaughter turkeys | 01-42 | 116.9 | 130.6 | 135.4 | 9.8 | 3.7 | -.2 | -1.8 | 3.3 |
| Fluid milk | 01-6 | 94.8 | 111.7 | 118.4 | -4.0 | 6.0 | 3.5 | 5.8 | 4.5 |
| Soybeans ² | 01-83-01-31 | 79.6 | 79.9 | 82.3 | -9.1 | 3.0 | -10.9 | 13.3 | 3.0 |
| Cane sugar,raw ² | 02-52-01-01 | 118.3 | 115.2 | 114.0 | -1.6 | -1.0 | .9 | -.4 | -1.0 |
| Crude nonfood materials | | 92.3 | 99.9 | 107.4 | 30.2 | 7.5 | 3.2 | 5.3 | 7.6 |
| Raw cotton | 01-51-01-01 | 94.9 | 83.4 | 80.7 | -32.4 | -3.2 | -10.3 | 5.9 | -1.6 |
| Leaf tobacco ² | 01-92-01-01 | - | 96.7 | 105.5 | .3 | 9.1 | (³) | .9 | 9.1 |
| Cattle hides ² | 04-11 | 137.5 | 145.2 | 149.8 | -7.5 | 3.2 | -.2 | 6.4 | 3.2 |
| Coal ² | 05-1 | 91.4 | 88.8 | 85.4 | -5.2 | -3.8 | -.4 | -.2 | -.3 |
| Natural gas ² | 05-31 | 91.4 | 100.0 | 113.3 | 62.3 | 13.3 | 3.2 | 10.6 | 13.3 |
| Crude petroleum ² | 05-61 | 47.2 | 57.2 | 65.4 | 81.7 | 14.3 | 10.0 | 6.5 | 14.3 |
| Logs, timber, etc. | 08-5 | 201.2 | 203.8 | 202.7 | -.1 | -.5 | 1.3 | 1.3 | -.5 |
| Wastepaper ² | 09-12 | 147.4 | 201.9 | 215.2 | 53.2 | 6.6 | 22.4 | -.2 | 6.6 |
| Iron ore ² | 10-11 | 94.9 | 94.8 | 94.8 | -.8 | 0 | 0 | 0 | 0 |
| Iron and steel scrap ² | 10-12 | 134.4 | 143.4 | 145.4 | -1.4 | 1.4 | -.4 | 4.7 | 1.4 |
| Nonferrous metal ores (Dec. 1983=100) ² | 10-21 | 62.1 | 62.3 | 64.2 | -2.3 | 3.0 | 2.7 | 3.5 | 3.0 |
| Copper base scrap ² | 10-23-01 | 104.6 | 114.6 | 117.5 | 3.9 | 2.5 | 13.7 | -1.8 | 2.5 |
| Aluminum base scrap | 10-23-02 | 158.1 | 170.5 | 172.2 | 15.0 | 1.0 | 7.0 | .6 | 1.6 |
| Construction sand, gravel, and crushed stone | 13-21 | 156.6 | 157.7 | 157.5 | 2.5 | -.1 | .1 | .3 | 0 |

¹ The indexes for May 1999 have been recalculated to incorporate late reports and corrections by respondents. All indexes are subject to revision 4 months after original publication.

² Not seasonally adjusted.

³ Not available.

Table 3. Producer price indexes for selected stage-of-processing groupings, seasonally adjusted

(1982 = 100)

| Year and month | Index | | | | | | | | | |
|-----------------|----------------|-------------------------|---|-------------------|------------------------|------------------------------|--|-----------------|---------------------------------|-------------------------|
| | Finished goods | Finished consumer foods | Finished consumer goods excluding foods | Capital equipment | Intermediate materials | Intermediate foods and feeds | Intermediate materials excluding foods | Crude materials | Crude foodstuffs and feedstuffs | Crude nonfood materials |
| 1995: | | | | | | | | | | |
| January | 126.9 | 128.3 | 122.9 | 135.5 | 122.8 | 112.3 | 123.3 | 102.1 | 103.6 | 97.2 |
| February | 127.2 | 128.6 | 123.2 | 135.7 | 123.7 | 112.1 | 124.3 | 102.9 | 105.3 | 97.4 |
| March | 127.3 | 128.5 | 123.4 | 135.9 | 124.3 | 112.6 | 124.9 | 102.0 | 103.1 | 97.4 |
| April | 127.7 | 128.9 | 123.7 | 136.3 | 125.0 | 111.9 | 125.6 | 103.3 | 102.0 | 100.1 |
| May | 127.9 | 128.1 | 124.3 | 136.5 | 125.2 | 110.6 | 126.0 | 102.2 | 98.6 | 100.5 |
| June | 127.8 | 127.6 | 124.4 | 136.6 | 125.5 | 111.7 | 126.2 | 102.8 | 101.2 | 99.9 |
| July | 128.0 | 128.6 | 124.1 | 136.9 | 125.6 | 113.4 | 126.3 | 101.6 | 103.3 | 96.7 |
| August | 127.9 | 128.2 | 124.1 | 137.0 | 125.7 | 114.3 | 126.2 | 100.0 | 103.4 | 94.0 |
| September | 128.1 | 129.7 | 123.9 | 136.9 | 125.5 | 115.6 | 126.0 | 102.3 | 108.0 | 94.8 |
| October | 128.4 | 129.7 | 124.2 | 137.6 | 125.4 | 118.6 | 125.8 | 102.2 | 110.0 | 93.3 |
| November | 128.6 | 130.9 | 124.0 | 138.0 | 125.2 | 121.2 | 125.4 | 104.5 | 115.3 | 93.6 |
| December | 129.4 | 131.0 | 125.2 | 138.0 | 125.4 | 123.0 | 125.5 | 106.8 | 116.3 | 96.6 |
| 1996: | | | | | | | | | | |
| January | 129.8 | 131.3 | 125.9 | 138.0 | 125.5 | 123.5 | 125.6 | 109.7 | 117.0 | 100.8 |
| February | 129.7 | 131.1 | 125.8 | 138.0 | 125.0 | 123.4 | 125.1 | 111.6 | 116.8 | 104.1 |
| March | 130.5 | 132.2 | 126.8 | 138.1 | 125.2 | 123.5 | 125.3 | 109.8 | 116.1 | 101.7 |
| April | 130.9 | 131.8 | 127.7 | 138.2 | 125.7 | 125.7 | 125.7 | 114.3 | 120.0 | 106.3 |
| May | 131.0 | 131.7 | 127.9 | 138.3 | 126.2 | 130.3 | 126.0 | 115.0 | 125.8 | 103.6 |
| June | 131.3 | 133.7 | 127.5 | 138.3 | 125.8 | 131.3 | 125.5 | 112.5 | 127.3 | 98.6 |
| July | 131.3 | 133.8 | 127.4 | 138.4 | 125.5 | 131.8 | 125.2 | 114.6 | 128.4 | 101.3 |
| August | 131.5 | 134.2 | 127.7 | 138.6 | 125.7 | 131.9 | 125.3 | 115.1 | 127.1 | 102.9 |
| September | 131.7 | 134.8 | 127.9 | 138.5 | 126.1 | 133.1 | 125.8 | 112.5 | 123.8 | 101.0 |
| October | 132.3 | 136.0 | 128.4 | 138.4 | 126.0 | 130.4 | 125.7 | 111.5 | 119.7 | 102.1 |
| November | 132.5 | 135.9 | 128.8 | 138.4 | 125.8 | 126.1 | 125.8 | 115.5 | 118.9 | 109.0 |
| December | 133.0 | 135.6 | 129.8 | 138.5 | 126.3 | 125.6 | 126.3 | 122.5 | 115.5 | 122.7 |
| 1997: | | | | | | | | | | |
| January | 133.0 | 134.9 | 130.0 | 138.6 | 126.5 | 125.3 | 126.6 | 127.4 | 114.8 | 131.0 |
| February | 132.7 | 134.5 | 129.7 | 138.5 | 126.4 | 125.2 | 126.5 | 116.8 | 113.0 | 115.0 |
| March | 132.5 | 135.7 | 128.9 | 138.5 | 126.0 | 127.4 | 126.0 | 107.5 | 114.2 | 99.1 |
| April | 131.9 | 135.1 | 128.0 | 138.4 | 125.6 | 128.0 | 125.5 | 108.0 | 117.6 | 97.7 |
| May | 131.6 | 135.4 | 127.3 | 138.2 | 125.4 | 128.3 | 125.3 | 109.8 | 116.0 | 101.6 |
| June | 131.3 | 134.1 | 127.4 | 138.3 | 125.4 | 126.5 | 125.4 | 106.6 | 110.2 | 100.4 |
| July | 131.0 | 133.8 | 127.1 | 138.1 | 125.2 | 124.4 | 125.3 | 106.2 | 109.8 | 100.0 |
| August | 131.3 | 133.6 | 127.7 | 138.1 | 125.4 | 123.8 | 125.5 | 106.5 | 109.0 | 101.0 |
| September | 131.7 | 133.8 | 128.4 | 138.3 | 125.5 | 125.5 | 125.5 | 108.1 | 109.4 | 103.3 |
| October | 131.8 | 134.6 | 128.3 | 138.0 | 125.4 | 122.3 | 125.6 | 112.8 | 110.1 | 110.6 |
| November | 131.5 | 134.2 | 128.0 | 137.9 | 125.6 | 124.2 | 125.7 | 115.4 | 111.6 | 113.7 |
| December | 131.4 | 134.3 | 127.7 | 137.7 | 125.3 | 123.4 | 125.4 | 108.7 | 110.8 | 103.4 |
| 1998: | | | | | | | | | | |
| January | 130.6 | 133.9 | 126.5 | 137.6 | 124.4 | 119.2 | 124.7 | 102.6 | 107.5 | 95.5 |
| February | 130.5 | 134.3 | 126.2 | 137.6 | 124.1 | 118.8 | 124.4 | 100.7 | 106.8 | 92.9 |
| March | 130.5 | 134.0 | 126.2 | 137.7 | 123.7 | 117.2 | 124.1 | 99.3 | 106.5 | 90.8 |
| April | 130.7 | 134.6 | 126.4 | 137.6 | 123.7 | 116.2 | 124.1 | 100.6 | 106.8 | 92.7 |
| May | 130.6 | 133.9 | 126.6 | 137.5 | 123.6 | 116.5 | 124.0 | 100.0 | 105.2 | 92.7 |
| June | 130.4 | 133.8 | 126.3 | 137.3 | 123.2 | 115.8 | 123.6 | 97.3 | 105.6 | 88.1 |
| July | 130.7 | 134.5 | 126.5 | 137.4 | 123.2 | 116.3 | 123.6 | 97.4 | 102.0 | 90.7 |
| August | 130.3 | 134.1 | 126.1 | 137.2 | 122.8 | 115.8 | 123.2 | 93.3 | 100.9 | 84.8 |
| September | 130.6 | 134.4 | 126.2 | 137.6 | 122.4 | 114.7 | 122.9 | 91.6 | 100.0 | 82.6 |
| October | 131.0 | 135.0 | 126.7 | 137.7 | 122.2 | 114.2 | 122.7 | 93.9 | 103.2 | 84.1 |
| November | 130.7 | 134.5 | 126.3 | 137.8 | 121.9 | 115.1 | 122.3 | 93.8 | 102.6 | 84.3 |
| December | 131.3 | 134.5 | 127.5 | 137.7 | 121.1 | 114.4 | 121.5 | 90.4 | 98.2 | 81.8 |
| 1999: | | | | | | | | | | |
| January | 131.7 | 136.5 | 127.4 | 137.6 | 121.1 | 115.1 | 121.4 | 90.9 | 103.0 | 79.3 |
| February | 131.1 | 134.8 | 127.1 | 137.7 | 120.7 | 112.9 | 121.2 | 88.8 | 99.9 | 78.0 |
| March | 131.5 | 135.2 | 127.6 | 137.5 | 121.1 | 111.3 | 121.6 | 89.1 | 99.2 | 78.9 |
| April | 132.2 | 134.3 | 129.3 | 137.7 | 121.9 | 109.6 | 122.6 | 91.3 | 96.3 | 84.6 |
| May | 132.4 | 134.8 | 129.4 | 137.7 | 122.3 | 109.9 | 123.0 | 96.9 | 98.7 | 92.2 |
| June | 132.3 | 135.3 | 129.2 | 137.5 | 122.6 | 110.5 | 123.3 | 97.0 | 99.2 | 92.0 |
| July | 132.6 | 134.1 | 130.3 | 137.3 | 123.3 | 109.0 | 124.1 | 96.8 | 94.4 | 94.9 |
| August | 133.3 | 134.6 | 131.4 | 137.3 | 124.3 | 110.2 | 125.0 | 101.3 | 98.0 | 99.9 |
| September | 134.7 | 136.0 | 133.3 | 137.6 | 124.7 | 111.6 | 125.4 | 106.5 | 99.3 | 107.5 |

NOTE: All seasonally adjusted indexes are subject to change up to 5 years after original publication due to the recalculation of seasonal factors each January. The indexes for

May 1999 have been recalculated to incorporate late reports and corrections by respondents.

Table 4. Producer price indexes for the net output of major industry groups, not seasonally adjusted

| Industry ¹ | Industry code | Index base | Index | | | Percent change to Sep. 1999 from — | |
|---|---------------|------------|-----------------------|------------------------|------------------------|------------------------------------|-----------|
| | | | May 1999 ² | Aug. 1999 ² | Sep. 1999 ² | Sep. 1998 | Aug. 1999 |
| Total mining industries | | 12/84 | 76.5 | 83.3 | 90.9 | 38.4 | 9.1 |
| Metal mining | 10 | 12/84 | 69.7 | 69.5 | 71.0 | -1.9 | 2.2 |
| Coal mining | 12 | 12/85 | 87.8 | 86.1 | 84.0 | -3.8 | -2.4 |
| Oil and gas extraction | 13 | 12/85 | 76.3 | 85.9 | 96.4 | 56.0 | 12.2 |
| Mining and quarrying of non-metallic minerals, except fuels | 14 | 12/84 | 133.8 | 134.4 | 133.8 | .7 | -.4 |
| Total manufacturing industries | | 12/84 | 127.7 | 129.0 | 129.7 | 3.0 | .5 |
| Food and kindred products | 20 | 12/84 | 125.3 | 126.7 | 127.6 | .4 | .7 |
| Tobacco manufactures | 21 | 12/84 | 316.1 | 316.4 | 344.4 | 39.4 | 8.8 |
| Textile mill products | 22 | 12/84 | 116.4 | 115.7 | 115.9 | -2.0 | .2 |
| Apparel and other finished products made from fabrics and similar materials | 23 | 12/84 | 125.3 | 124.9 | 124.9 | -.2 | 0 |
| Lumber and wood products, except furniture | 24 | 12/84 | 161.9 | 166.6 | 162.9 | 3.6 | -2.2 |
| Furniture and fixtures | 25 | 12/84 | 140.9 | 141.4 | 141.5 | 1.3 | .1 |
| Paper and allied products | 26 | 12/84 | 134.8 | 137.8 | 138.6 | 2.4 | .7 |
| Printing, publishing, and allied industries | 27 | 12/84 | 177.2 | 177.7 | 177.7 | 2.0 | 0 |
| Chemicals and allied products | 28 | 12/84 | 148.2 | 149.8 | 150.3 | 1.2 | .3 |
| Petroleum refining and related products | 29 | 12/84 | 75.4 | 85.8 | 89.9 | 40.0 | 4.8 |
| Rubber and miscellaneous plastic products | 30 | 12/84 | 121.6 | 122.6 | 122.7 | .7 | .1 |
| Leather and leather products | 31 | 12/84 | 136.0 | 136.1 | 137.0 | -.1 | .7 |
| Stone, clay, glass, and concrete products | 32 | 12/84 | 132.5 | 133.1 | 133.3 | 2.4 | .2 |
| Primary metal industries | 33 | 12/84 | 114.9 | 116.1 | 115.8 | -3.6 | -3 |
| Fabricated metal products, except machinery and transportation equipment | 34 | 12/84 | 128.9 | 129.1 | 129.2 | .2 | .1 |
| Machinery, except electrical | 35 | 12/84 | 117.5 | 117.2 | 117.1 | -.4 | -.1 |
| Electrical and electronic machinery, equipment, and supplies | 36 | 12/84 | 109.7 | 109.5 | 109.6 | -.5 | .1 |
| Transportation equipment | 37 | 12/84 | 134.1 | 132.8 | 132.4 | .5 | -3 |
| Measuring and controlling instruments; photographic, medical, optical goods; watches, clocks .. | 38 | 12/84 | 125.9 | 125.5 | 125.4 | -.4 | -.1 |
| Miscellaneous manufacturing industries | 39 | 12/85 | 130.5 | 130.2 | 130.1 | .2 | -.1 |
| Services industries | | | | | | | |
| Railroad transportation | 40 | 12/96 | 101.5 | 101.0 | 101.5 | -.3 | .5 |
| Motor freight transportation and warehousing | 42 | 06/93 | 114.3 | 115.4 | 115.7 | 2.9 | .3 |
| United states postal service | 43 | 06/89 | 135.4 | 135.2 | 135.2 | 2.2 | 0 |
| Water transportation | 44 | 12/92 | 114.4 | 116.3 | 118.4 | 8.7 | 1.8 |
| Transportation by air | 45 | 12/92 | 130.0 | 131.5 | 132.2 | 5.6 | .5 |
| Pipe lines, except natural gas | 46 | 12/86 | 98.5 | 98.7 | 98.6 | -.6 | -.1 |
| Health services | 80 | 12/94 | 109.5 | 109.8 | 109.9 | 1.8 | .1 |
| Legal services | 81 | 12/96 | 108.4 | 108.9 | 109.1 | 2.4 | .2 |

¹ Indexes in this table are derived from the net-output-weighted industry price indexes shown in table 5. Because of differences in coverage and aggregation methodology, they will generally not match the movements of similarly-titled indexes which are derived from traditional commodity groupings shown in table 6.

² Data for May 1999 have been revised to reflect the availability of late reports and corrections by respondents. All data are subject to revision 4 months after original publication.

Table 5. Producer price indexes for the net output of selected industries and their products, not seasonally adjusted

| Industry and product ¹ | Industry code | Product code | Index base | Index | | | Percent change to Sep. 1999 from — | |
|--|---------------|--------------|------------|-----------------------|------------------------|------------------------|------------------------------------|------------------|
| | | | | May 1999 ² | Aug. 1999 ² | Sep. 1999 ² | Sep. 1998 | Aug. 1999 |
| Total mining industries | | | 12/84 | 76.5 | 83.3 | 90.9 | 38.4 | 9.1 |
| Metal mining | 10 | | 12/84 | 69.7 | 69.5 | 71.0 | -1.9 | 2.2 |
| Iron ores | 101 | | 12/84 | 93.0 | 93.0 | 93.0 | 0 | 0 |
| Iron ores | 1011 | | 12/84 | 93.9 | 93.9 | 93.9 | -.8 | 0 |
| Primary products | | 1011-P | 12/84 | 96.2 | 96.1 | 96.1 | -.8 | 0 |
| Iron ores | | 1011-8 | 12/97 | 99.7 | 99.6 | 99.6 | -.9 | 0 |
| Copper ores | 102 | | 06/88 | 68.2 | 76.8 | 80.3 | 4.6 | 4.6 |
| Copper ores | 1021 | | 06/88 | 68.2 | 76.8 | 80.3 | 4.6 | 4.6 |
| Primary products | | 1021-P | 06/88 | 68.8 | 77.6 | 81.1 | 4.4 | 4.5 |
| Copper concentrates, copper precipitates, and crude copper ores | | 1021-3 | 06/88 | 68.8 | 77.6 | 81.1 | 4.4 | 4.5 |
| Secondary products and miscellaneous receipts | | 1021-SM | | | | | | |
| Secondary products | | 1021-S | 06/88 | 62.0 | (³) | (³) | (³) | (³) |
| Lead and zinc ores | 103 | | 12/85 | 107.2 | (³) | (³) | (³) | (³) |
| Lead and zinc ores | 1031 | | 12/85 | 107.2 | (³) | (³) | (³) | (³) |
| Primary products | | 1031-P | 12/85 | 107.2 | (³) | (³) | (³) | (³) |
| Lead and zinc concentrates | | 1031-2 | 12/85 | 107.2 | (³) | (³) | (³) | (³) |
| Zinc concentrates | | 1031-215 | 12/85 | 107.2 | (³) | (³) | (³) | (³) |
| Gold and silver ores | 104 | | 12/84 | 59.0 | 54.3 | 54.7 | -8.4 | .7 |
| Gold ores | 1041 | | 06/85 | 86.9 | 79.7 | 80.2 | -8.9 | .6 |
| Primary products | | 1041-P | 06/85 | 86.9 | 79.7 | 80.2 | -8.9 | .6 |
| Gold mill bullion, including dore | | 1041-4 | 06/85 | 89.7 | 82.3 | 82.7 | -8.9 | .5 |
| Metal Mining Services | 108 | | 12/85 | 121.1 | 120.4 | 118.4 | -3.0 | -1.7 |
| Metal mining services | 1081 | | 12/85 | 121.1 | 120.4 | 118.4 | -3.0 | -1.7 |
| Primary products | | 1081-P | 12/85 | 122.1 | 121.4 | 119.5 | -2.9 | -1.6 |
| Prospect and test drilling | | 1081-803 | 12/85 | 121.6 | 119.4 | 113.0 | -9.5 | -5.4 |
| Miscellaneous metal ores | 109 | | 12/85 | 24.6 | 25.8 | 26.2 | -3.7 | 1.6 |
| Metal ores, n.e.c. | 1099 | | 12/85 | 77.6 | 82.5 | 84.0 | -5.1 | 1.8 |
| Primary products | | 1099-P | 12/85 | 76.3 | 81.1 | 82.7 | -5.1 | 2.0 |
| Metal ores, n.e.c. | | 1099-1 | 12/85 | 76.3 | 81.1 | 82.7 | -5.1 | 2.0 |
| Other crude ores and concentrates, such as antimony, rare-earth metals, beryllium, and tin | | 1099-103 | 12/85 | 118.9 | 117.3 | 119.3 | -6.8 | 1.7 |
| Coal mining | 12 | | 12/85 | 87.8 | 86.1 | 84.0 | -3.8 | -2.4 |
| Bituminous coal and lignite | 121 | | 12/93 | 93.1 | 91.3 | 89.0 | -3.9 | -2.5 |
| Bituminous coal and lignite | 1211 | | 12/81 | 91.2 | 89.3 | 87.1 | -4.0 | -2.5 |
| Primary products | | 1211-P | 12/81 | 93.5 | 91.6 | 89.3 | -4.0 | -2.5 |
| Prepared | | 1211-A | 12/81 | 91.1 | 90.8 | 91.5 | -1.0 | .8 |
| Steam electric utilities | | 1211-2 | 12/81 | 98.9 | 98.1 | 99.3 | -.4 | 1.2 |
| North Appalachia | | 1211-211 | 12/81 | 97.0 | 97.9 | 97.4 | -1.8 | -.5 |
| Spot | | 1211-2118 | 12/81 | 87.2 | 86.2 | 86.4 | -4.7 | .2 |
| Underground mine | | 1211-21181 | 12/86 | 96.1 | (³) | (³) | (³) | (³) |
| Surface mine | | 1211-21182 | 12/86 | 89.9 | (³) | (³) | (³) | (³) |
| Contract | | 1211-2119 | 12/81 | 98.6 | 99.9 | 99.3 | -1.2 | -.6 |
| Underground mine | | 1211-21191 | 12/86 | 83.1 | 83.0 | 83.0 | -3.2 | 0 |
| Surface mine | | 1211-21192 | 12/86 | 108.7 | 111.1 | 109.9 | -.1 | -1.1 |
| South Appalachia | | 1211-212 | 12/81 | 86.6 | 86.3 | 86.4 | -.8 | -.1 |
| Spot | | 1211-2128 | 05/82 | 87.3 | (³) | 86.1 | 0 | (³) |
| Underground mine | | 1211-21281 | 12/86 | 98.2 | (³) | 98.2 | 3.5 | (³) |
| Contract | | 1211-2129 | 12/81 | 85.9 | 85.9 | 86.0 | -.9 | .1 |
| Underground mine | | 1211-21291 | 12/86 | 89.7 | 89.3 | 89.4 | -3.5 | .1 |
| Surface mine | | 1211-21292 | 12/86 | 81.3 | 81.4 | 81.6 | .9 | .2 |
| Midwest | | 1211-213 | 12/81 | 96.2 | 95.8 | 96.4 | 1.8 | .6 |
| Contract | | 1211-2139 | 12/81 | 96.1 | 95.7 | 96.3 | 1.5 | .6 |
| Underground mine | | 1211-21391 | 12/86 | 84.1 | 85.5 | 85.5 | 3.8 | 0 |
| Surface mine | | 1211-21392 | 12/86 | 86.6 | 84.5 | 85.6 | -.8 | 1.3 |
| West | | 1211-214 | 12/81 | 116.0 | 113.6 | 117.3 | -.8 | 3.3 |
| Spot | | 1211-2148 | 12/86 | 80.2 | 80.0 | (³) | (³) | (³) |
| Contract | | 1211-2149 | 12/81 | 116.4 | 113.7 | 117.8 | -.7 | 3.6 |
| Underground mine | | 1211-21491 | 12/86 | 91.7 | 91.7 | 93.2 | .5 | 1.6 |
| Surface mine | | 1211-21492 | 12/86 | 98.3 | 94.2 | 99.2 | -1.6 | 5.3 |
| All other industrial | | 1211-4 | 12/81 | 81.2 | 81.0 | 81.0 | .6 | 0 |
| North Appalachia | | 1211-411 | 12/81 | 89.5 | 89.5 | 89.5 | .2 | 0 |
| Contract | | 1211-4119 | 12/81 | 92.4 | 92.4 | 92.4 | .3 | 0 |
| South Appalachia | | 1211-412 | 12/81 | 76.8 | 76.4 | (³) | (³) | (³) |

¹ See footnotes at end of table.

Table 5. Producer price indexes for the net output of selected industries and their products, not seasonally adjusted
—Continued

| Industry and product ¹ | Industry code | Product code | Index base | Index | | | Percent change to Sep. 1999 from — | |
|--|---------------|--------------|------------|-----------------------|------------------------|------------------------|------------------------------------|------------------|
| | | | | May 1999 ² | Aug. 1999 ² | Sep. 1999 ² | Sep. 1998 | Aug. 1999 |
| Bituminous coal and lignite—Continued | | | | | | | | |
| Midwest | | 1211-413 | 12/81 | 83.9 | 84.3 | 84.3 | 2.4 | 0 |
| Contract | | 1211-4139 | 12/81 | 76.8 | 77.4 | 77.4 | 3.1 | 0 |
| West | | 1211-414 | 05/84 | 86.8 | 86.1 | 85.9 | -1.0 | -2 |
| Contract | | 1211-4149 | 05/84 | 86.5 | 85.7 | 85.6 | -9 | -1 |
| Residential and commercial | | 1211-5 | 12/86 | 91.4 | 91.2 | 91.3 | .1 | .1 |
| Export | | 1211-6 | 04/82 | 58.2 | 58.5 | 58.3 | -10.0 | -3 |
| Unprepared | | 1211-1 | 12/81 | 91.8 | 91.1 | 89.4 | -3.6 | -1.9 |
| For preparation at other establishments | | 1211-101 | 12/81 | 102.3 | 102.1 | 102.2 | -2 | .1 |
| For use without preparation | | 1211-102 | 12/81 | 79.8 | 78.3 | 74.1 | -9.4 | -5.4 |
| Intracompany shipments | | 1211-8 | 12/86 | 99.6 | 91.8 | 78.8 | -14.5 | -14.2 |
| Anthracite mining | 123 | | 12/93 | 98.6 | 98.1 | 98.1 | -.8 | 0 |
| Anthracite mining | 1231 | | 12/79 | 159.5 | 158.8 | 158.8 | -.7 | 0 |
| Primary products | | 1231-P | 12/79 | 158.6 | 157.8 | 157.9 | -.7 | .1 |
| Prepared anthracite shipped | | 1231-2 | 12/79 | 159.7 | 158.8 | 158.8 | -.6 | 0 |
| Mechanically cleaned by wet-washing, pneumatic, or other methods ... | | 1231-207 | 12/93 | 98.2 | 97.7 | 97.7 | -.5 | 0 |
| Coal Mining Services | 124 | | 06/91 | 100.5 | 99.9 | 99.9 | -.7 | 0 |
| Coal Mining Services | 1241 | | 06/85 | 108.1 | 107.4 | 107.4 | -.6 | 0 |
| Primary services | | 1241-P | 06/85 | 108.4 | 107.7 | 107.7 | -.6 | 0 |
| Exploration and development work | | 1241-1 | 06/85 | 106.8 | (³) | 106.8 | -.1 | (³) |
| Drilling | | 1241-12 | 06/85 | 103.5 | (³) | (³) | (³) | (³) |
| Other coal mining services | | 1241-3 | | | | | | |
| Oil and gas extraction | 13 | | 12/85 | 76.3 | 85.9 | 96.4 | 56.0 | 12.2 |
| Crude petroleum, natural gas, and natural gas liquids | 133 | | 06/96 | 99.4 | 113.8 | 129.7 | 69.5 | 14.0 |
| Crude petroleum, natural gas and natural gas liquids | 1331 | | 06/96 | 99.4 | 113.8 | 129.7 | 69.5 | 14.0 |
| Primary products | | 1331-P | 06/96 | 99.2 | 113.8 | 129.7 | 70.4 | 14.0 |
| Crude petroleum and natural gas | | 1331-A | 06/84 | 68.7 | 78.1 | 88.8 | 69.1 | 13.7 |
| Crude petroleum | | 1331-A1 | 06/84 | 51.4 | 62.3 | 71.2 | 81.6 | 14.3 |
| Natural gas | | 1331-A2 | 06/84 | 85.9 | 93.9 | 106.5 | 62.3 | 13.4 |
| Short term contract (30 days or less) | | 1331-A22 | 06/96 | 113.6 | 123.7 | 141.3 | 64.3 | 14.2 |
| Medium term contract (over 30 days to 18 months) | | 1331-A23 | 06/96 | 109.2 | 124.8 | 141.9 | 79.6 | 13.7 |
| Long term contract (over 18 months) | | 1331-A24 | 06/96 | 121.5 | 131.0 | 147.2 | 53.5 | 12.4 |
| Natural gas liquids | | 1331-C | 06/84 | 68.8 | 84.7 | 98.2 | 78.9 | 15.9 |
| Natural gasoline and isopentane | | 1331-C13 | 06/84 | 62.8 | 76.1 | 89.2 | 65.8 | 17.2 |
| Propane | | 1331-C14 | 06/84 | 67.2 | 88.9 | 98.0 | 67.8 | 10.2 |
| Butane and isobutane | | 1331-C15 | 06/84 | 53.5 | 70.0 | 72.6 | 70.8 | 3.7 |
| Ethane, gas mixtures & other natural gas liquids | | 1331-C17 | 06/96 | 101.7 | 114.8 | 147.1 | 101.2 | 28.1 |
| Secondary products and miscellaneous receipts | | 1331-SM | | | | | | |
| Miscellaneous receipts | | 1331-M | 09/85 | 126.7 | 139.9 | 158.7 | 28.2 | 13.4 |
| Oil and gas field services | 138 | | 12/85 | 116.1 | 115.1 | 115.5 | -7.0 | .3 |
| Drilling oil and gas wells | 1381 | | 12/85 | 133.8 | 128.7 | 129.4 | -13.4 | .5 |
| Primary products | | 1381-P | 12/85 | 133.4 | 128.3 | 129.0 | -13.4 | .5 |
| Offshore drilling | | 1381-7 | 12/85 | 203.5 | 182.6 | 184.0 | -28.6 | .8 |
| Drilling oil, gas, dry, and service wells | | 1381-701 | 12/85 | 218.0 | 193.8 | 194.9 | -26.4 | .6 |
| Reworking wells | | 1381-704 | 12/92 | 141.0 | 136.9 | 138.4 | -31.9 | 1.1 |
| Onshore drilling | | 1381-9 | 12/85 | 111.7 | 111.4 | 111.9 | -3.0 | .4 |
| Drilling oil, gas, dry, and service wells | | 1381-901 | 12/85 | 114.7 | 114.3 | 114.9 | -3.1 | .5 |
| Oil and gas exploration services | 1382 | | 12/85 | 100.1 | 98.1 | 98.1 | -15.4 | 0 |
| Primary products | | 1382-P | 12/85 | 98.4 | 96.4 | 96.4 | -15.4 | 0 |
| Geophysical exploration | | 1382-801 | 12/85 | 98.2 | 95.9 | 95.9 | -17.3 | 0 |
| Land | | 1382-80101 | 12/85 | 110.9 | 107.7 | (³) | (³) | (³) |
| Marine | | 1382-80102 | 12/85 | 65.4 | 65.4 | 65.4 | 0 | 0 |
| Oil and gas field services, n.e.c. | 1389 | | 12/85 | 111.2 | 112.6 | 112.8 | -.9 | .2 |
| Primary products | | 1389-P | 12/85 | 110.4 | 112.0 | 112.2 | -1.0 | .2 |
| Offshore field services, n.e.c. | | 1389-7 | 12/85 | 143.0 | (³) | (³) | (³) | (³) |
| Onshore field services, n.e.c. | | 1389-9 | 12/85 | 107.1 | 108.7 | 109.0 | -.8 | .3 |
| Running, cutting, and pulling casing, tubes and rods | | 1389-914 | 12/85 | 116.0 | (³) | 116.0 | -.7 | (³) |
| Other oil and gas field services | | 1389-936 | 12/85 | 111.4 | 111.3 | 111.9 | .1 | .5 |
| Secondary products and miscellaneous receipts | | 1389-SM | | | | | | |
| Miscellaneous receipts | | 1389-M | 11/94 | 120.7 | 120.7 | (³) | (³) | (³) |
| Secondary products | | 1389-S | 12/85 | 109.4 | 109.4 | 109.4 | 0 | 0 |
| Mining and quarrying of non-metallic minerals, except fuels | 14 | | 12/84 | 133.8 | 134.4 | 133.8 | .7 | -.4 |
| Dimension Stone | 141 | | 06/85 | 145.1 | 144.9 | 147.5 | 3.4 | 1.8 |
| Dimension stone | 1411 | | 06/85 | 145.1 | 145.0 | 147.5 | 3.4 | 1.7 |
| Primary products | | 1411-P | 06/85 | 144.6 | 145.0 | 147.8 | 3.8 | 1.9 |

See footnotes at end of table.

**Table 5. Producer price indexes for the net output of selected industries and their products, not seasonally adjusted
—Continued**

| Industry and product ¹ | Industry code | Product code | Index base | Index | | | Percent change to Sep. 1999 from — | |
|--|---------------|--------------|------------|-----------------------|------------------------|------------------------|------------------------------------|------------------|
| | | | | May 1999 ² | Aug. 1999 ² | Sep. 1999 ² | Sep. 1998 | Aug. 1999 |
| Dimension stone—Continued | | | | | | | | |
| Rough dimension limestone | | 1411-101 | 06/85 | 199.0 | (⁹) | 199.0 | 4.6 | (⁹) |
| Rough dimension granite | | 1411-501 | 06/85 | 129.9 | 129.9 | 133.4 | 2.7 | 2.7 |
| Other rough dimension stone | | 1411-901 | 06/85 | 126.7 | (⁹) | 132.6 | 6.6 | (⁹) |
| Secondary products and miscellaneous receipts | | 1411-SM | | | | | | |
| Secondary products | | 1411-S | 06/89 | 142.3 | 135.7 | 135.7 | -4 | 0 |
| Crushed and broken stone, including riprap | 142 | | 12/84 | 141.2 | 142.4 | 142.3 | 2.3 | -1 |
| Crushed and broken limestone | 1422 | | 12/83 | 140.4 | 140.8 | 141.0 | 2.2 | .1 |
| Primary products | | 1422-P | 12/83 | 141.4 | 141.9 | 142.1 | 2.5 | .1 |
| North Central region | | 1422-1 | 06/89 | 127.8 | 127.8 | 128.1 | 3.1 | .2 |
| East North Central division | | 1422-112 | 12/83 | 143.1 | 143.0 | 143.7 | 3.1 | .5 |
| West North Central division | | 1422-113 | 12/83 | 159.6 | 159.7 | 159.7 | 3.0 | 0 |
| Other regions | | 1422-2 | 12/83 | 139.3 | 140.1 | 140.2 | 2.1 | .1 |
| South region | | 1422-21 | 06/89 | 116.5 | 117.0 | 116.8 | 1.5 | -2 |
| South Atlantic division | | 1422-211 | 06/89 | 114.0 | 114.5 | 114.1 | .7 | -3 |
| East South Central division | | 1422-212 | 06/89 | 117.0 | 118.6 | 118.4 | 1.7 | -2 |
| West South Central division | | 1422-213 | 06/89 | 125.8 | 124.5 | 124.6 | 2.4 | -1 |
| Northeast region | | 1422-22 | 06/89 | 119.0 | 119.8 | 121.6 | 5.2 | 1.5 |
| West region | | 1422-23 | 06/89 | 111.3 | 112.8 | 112.1 | 1.3 | -6 |
| Secondary products and miscellaneous receipts | | 1422-SM | | | | | | |
| Secondary products | | 1422-S | 12/83 | 122.8 | 122.7 | 122.8 | -2 | .1 |
| Crushed and broken granite, n.e.c. | 1423 | | 12/83 | 170.1 | 172.4 | 172.6 | 3.3 | .1 |
| Primary products | | 1423-P | 12/83 | 170.7 | 172.9 | 173.0 | 3.3 | .1 |
| Granite and related rocks | | 1423-111 | | | | | | |
| South Atlantic region | | 1423-11101 | 12/83 | 184.9 | 188.1 | 188.4 | 3.7 | .2 |
| Other regions | | 1423-11102 | 12/83 | 126.8 | 127.1 | 126.9 | 2.2 | -2 |
| Secondary products and miscellaneous receipts | | 1423-SM | | | | | | |
| Secondary products | | 1423-S | 12/83 | 142.6 | 150.8 | (⁹) | (⁹) | (⁹) |
| Crushed and broken stone, n.e.c. | 1429 | | 12/83 | 148.3 | 151.4 | 149.6 | 1.1 | -1.2 |
| Primary products | | 1429-P | 12/83 | 148.2 | 151.7 | 149.7 | 1.1 | -1.3 |
| Traprock | | 1429-11111 | 12/83 | 140.5 | 142.2 | 142.7 | 3.3 | .4 |
| Sandstone | | 1429-11112 | 12/83 | 148.7 | 148.7 | 148.7 | 1.1 | 0 |
| Marble | | 1429-11113 | 12/83 | 136.4 | 160.6 | (⁹) | (⁹) | (⁹) |
| Other, (slate, volcanic rock, etc.) | | 1429-11114 | 12/83 | 180.2 | 182.3 | 182.3 | 2.5 | 0 |
| Secondary products and miscellaneous receipts | | 1429-SM | | | | | | |
| Secondary products | | 1429-S | 12/83 | 146.7 | 146.7 | 146.7 | 1.2 | 0 |
| Sand and gravel | 144 | | 12/84 | 157.6 | 157.8 | 157.8 | 2.4 | 0 |
| Construction sand and gravel | 1442 | | 06/82 | 169.1 | 169.4 | 169.4 | 2.4 | 0 |
| Primary products | | 1442-P | 06/82 | 170.7 | 171.0 | 171.0 | 3.0 | 0 |
| Construction sand | | 1442-3 | 06/82 | 175.1 | 175.2 | 175.3 | 3.5 | .1 |
| Northeastern Region | | 1442-3A | 06/82 | 157.8 | 157.8 | 158.1 | 1.1 | .2 |
| North Central Region | | 1442-3B | 06/82 | 162.9 | 162.9 | 163.6 | 3.9 | .4 |
| Southern Region | | 1442-3C | 06/82 | 179.1 | 181.5 | 181.8 | 6.3 | .2 |
| Western Region | | 1442-3D | 06/82 | 191.4 | 190.2 | 189.9 | 2.7 | -2 |
| Mountain | | 1442-3E | 06/82 | 123.1 | 123.1 | 123.1 | 3.3 | 0 |
| Pacific | | 1442-3F | 06/82 | 213.2 | 211.1 | 210.5 | 2.3 | -3 |
| Construction gravel | | 1442-5 | 06/82 | 167.0 | 167.4 | 167.3 | 2.3 | -1 |
| Northeastern Region | | 1442-5A | 06/82 | 161.0 | 161.0 | 161.0 | 1.3 | 0 |
| North Central Region | | 1442-5B | 06/82 | 160.6 | 160.5 | 161.1 | 2.4 | .4 |
| Southern Region | | 1442-5C | 06/82 | 157.4 | 157.7 | 158.2 | 1.5 | .3 |
| Western Region | | 1442-5D | 06/82 | 171.5 | 172.4 | 171.5 | 2.8 | -5 |
| Mountain | | 1442-5E | 06/82 | 192.2 | 192.2 | 192.2 | 2.0 | 0 |
| Pacific | | 1442-5F | 06/82 | 157.7 | 159.3 | 157.7 | 3.5 | -1.0 |
| Secondary products and miscellaneous receipts | | 1442-SM | | | | | | |
| Miscellaneous receipts | | 1442-M | 06/82 | 189.3 | 189.7 | 189.5 | 1.8 | -1 |
| Contract work and other miscellaneous receipts | | 1442-XY9 | 06/82 | 171.1 | 171.8 | 171.3 | 4.1 | -3 |
| Resales | | 1442-Z89 | 12/96 | 108.0 | 108.0 | (⁹) | (⁹) | (⁹) |
| Secondary products | | 1442-S | 06/82 | 128.0 | 127.8 | 127.7 | -5.8 | -1 |
| Industrial sand | 1446 | | 06/82 | 145.4 | 145.6 | 145.6 | 2.1 | 0 |
| Primary products | | 1446-P | 06/82 | 145.2 | 145.3 | 145.3 | 2.1 | 0 |
| Glass sand | | 1446-1 | 06/82 | 141.5 | 141.8 | 141.8 | 1.5 | 0 |
| Molding sand | | 1446-5 | 06/82 | 165.8 | 165.8 | 165.8 | 2.4 | 0 |
| Other industrial sand, n.e.c. | | 1446-9 | 06/82 | 134.8 | 134.8 | 134.8 | 2.7 | 0 |
| Secondary products and miscellaneous receipts | | 1446-SM | | | | | | |
| Secondary products | | 1446-S | 06/82 | 158.0 | 158.0 | 158.0 | 1.4 | 0 |
| Clay, ceramic, and refractory minerals | 145 | | 12/84 | 116.2 | 116.3 | 115.7 | -1.7 | -5 |
| Kaolin and ball clay | 1455 | | 06/84 | 113.2 | 113.6 | 112.4 | -3.1 | -1.1 |
| Primary products | | 1455-P | 06/84 | 113.1 | 113.5 | 112.3 | -3.4 | -1.1 |
| Crude kaolin and ball clay | | 1455-1 | 06/84 | 122.1 | 122.1 | (⁹) | (⁹) | (⁹) |
| Prepared kaolin and ball clay | | 1455-2 | 06/84 | 112.7 | 113.2 | 111.8 | -3.8 | -1.2 |
| Secondary products and miscellaneous receipts | | 1455-SM | | | | | | |
| Secondary products | | 1455-S | 08/84 | 116.9 | 116.9 | 116.9 | 3.0 | 0 |

See footnotes at end of table.

Table 5. Producer price indexes for the net output of selected industries and their products, not seasonally adjusted
—Continued

| Industry and product ¹ | Industry code | Product code | Index base | Index | | | Percent change to Sep. 1999 from — | |
|---|---------------|--------------|------------|-----------------------|------------------------|------------------------|------------------------------------|------------------|
| | | | | May 1999 ² | Aug. 1999 ² | Sep. 1999 ² | Sep. 1999 | Aug. 1999 |
| Clay and related minerals, n. e. c | 1459 | | 06/84 | 133.6 | 133.6 | 133.6 | 0.0 | 0.0 |
| Primary products | | 1459-P | 06/84 | 133.4 | 133.4 | 133.4 | .2 | 0 |
| Bentonite | | 1459-1 | 06/84 | 103.3 | 103.3 | 103.5 | .2 | .2 |
| Fire clay | | 1459-2 | 12/84 | 109.7 | (³) | 109.7 | 0 | (³) |
| Common clay and shale | | 1459-7 | 06/84 | 136.5 | 136.0 | 136.2 | .4 | .1 |
| Other clay and related minerals | | 1459-9 | 06/84 | 136.3 | 136.3 | 136.3 | .5 | 0 |
| Secondary products and miscellaneous receipts | | 1459-SM | | | | | | |
| Secondary products | | 1459-S | 06/84 | 149.9 | 149.9 | 149.9 | -.6 | 0 |
| Chemical and fertilizer mineral mining | 147 | | 12/84 | 108.3 | 108.7 | 106.6 | -3.2 | -1.9 |
| Potash, soda, and borate minerals | 1474 | | 12/84 | 113.6 | 114.3 | 111.1 | -7.1 | -2.8 |
| Primary products | | 1474-P | 12/84 | 113.3 | 114.0 | 110.8 | -7.3 | -2.8 |
| Processed or refined potassium salts | | 1474-2 | 12/84 | 143.7 | 136.1 | 135.1 | -3.6 | -7 |
| Natural sodium carbonates and sulfates | | 1474-3 | 12/84 | 101.6 | 103.8 | 103.4 | -7.0 | -4 |
| Secondary products and miscellaneous receipts | | 1474-SM | | | | | | |
| Chemical and fertilizer mineral mining, n.e.c. | 1479 | | 12/89 | 96.9 | 97.6 | 93.6 | 1.7 | -4.1 |
| Primary products | | 1479-P | 12/89 | 94.5 | 95.1 | 91.1 | 1.8 | -4.2 |
| Barite | | 1479-1 | 12/84 | 85.1 | 85.1 | 85.1 | .2 | 0 |
| Rock salt | | 1479-3 | 12/84 | 160.0 | 161.0 | 154.9 | 1.8 | -3.8 |
| Chemical and fertilizer mineral mining, n.e.c. | | 1479-9 | 12/89 | 110.7 | 110.7 | 110.7 | 0 | 0 |
| Secondary products and miscellaneous receipts | | 1479-SM | | | | | | |
| Secondary products | | 1479-S | 06/97 | 100.8 | (³) | 101.1 | 1.1 | (³) |
| Non-metallic minerals (except fuels) services | 148 | | 06/85 | 107.0 | 106.8 | 106.8 | 2.1 | 0 |
| Non-metallic minerals (except fuels) services | 1481 | | 06/85 | 106.9 | 106.8 | 106.8 | 2.1 | 0 |
| Primary products | | 1481-P | 06/85 | 106.8 | 106.7 | 106.7 | 2.4 | 0 |
| Drilling | | 1481-803 | 06/85 | 116.3 | 116.3 | 116.3 | 1.9 | 0 |
| Other drilling including blasting | | 1481-80302 | 06/85 | 110.4 | 110.4 | 110.4 | .2 | 0 |
| Open-pit or quarry mining for others | | 1481-804 | 12/94 | 112.8 | 112.1 | 112.1 | 1.9 | 0 |
| Other non-metallic minerals (except fuels) services | | 1481-809 | 12/92 | 112.1 | 112.1 | 112.1 | 0 | 0 |
| Miscellaneous Nonmetallic Minerals, except Fuels | 149 | | 12/84 | 148.0 | 147.9 | 147.7 | .1 | -.1 |
| Miscellaneous nonmetallic minerals | 1499 | | 06/85 | 138.0 | 137.9 | 137.7 | .1 | -.1 |
| Primary products | | 1499-P | 06/85 | 138.6 | 138.5 | 138.3 | .1 | -.1 |
| Mica | | 1499-1 | 06/91 | 108.8 | 108.8 | 108.8 | 1.9 | 0 |
| Peat | | 1499-5 | 06/85 | 117.6 | 118.4 | 118.4 | 1.7 | 0 |
| Talc, soapstone, and pyrophyllite | | 1499-8 | 07/91 | 125.2 | 125.2 | 125.2 | .6 | 0 |
| Processed | | 1499-822 | 07/91 | 125.2 | 125.2 | 125.2 | .6 | 0 |
| Other nonmetallic minerals | | 1499-9 | 06/91 | 117.0 | 116.6 | 116.5 | -.3 | -.1 |
| Shell, crushed or broken | | 1499-907 | 06/91 | 112.9 | (³) | 112.9 | -.8 | (³) |
| Other nonmetallic minerals n.e.c. | | 1499-998 | 06/85 | 145.4 | 144.6 | 144.5 | -.3 | -.1 |
| Secondary products and miscellaneous receipts | | 1499-SM | | | | | | |
| Secondary products | | 1499-S | 06/85 | 123.8 | 123.8 | (³) | (³) | (³) |
| Total manufacturing industries | | | 12/84 | 127.7 | 129.0 | 129.7 | 3.0 | .5 |
| Food and kindred products | 20 | | 12/84 | 125.3 | 126.7 | 127.6 | .4 | .7 |
| Meat products | 201 | | 12/84 | 108.7 | 111.4 | 112.6 | 1.8 | 1.1 |
| Meat packing plants | 2011 | | 12/80 | 104.3 | 108.2 | 110.4 | 10.1 | 2.0 |
| Primary products | | 2011-P | 12/80 | 104.8 | 108.9 | 111.2 | 11.8 | 2.1 |
| Miscellaneous byproducts of meat packing plants | | 2011-C | 12/80 | 100.6 | 99.1 | 104.7 | -8.2 | 5.7 |
| Killing floor offal, scrap, bones, etc. | | 2011-C55 | 12/95 | 91.6 | 93.2 | 93.0 | -10.1 | -2 |
| Beef, not canned or made into sausage | | 2011-1 | 12/80 | 100.4 | 104.5 | 105.9 | 13.1 | 1.3 |
| Whole carcass beef | | 2011-112 | 12/80 | 112.4 | (³) | 117.3 | 15.6 | (³) |
| Other USDA graded and ungraded beef carcasses | | 2011-11205 | 12/88 | 105.0 | (³) | (³) | (³) | (³) |
| Subprimal and fabricated cuts packaged in plastics (boxed beef) | | 2011-116 | 12/95 | 102.5 | 106.6 | 108.6 | 13.0 | 1.9 |
| Boneless beef, including hamburger | | 2011-131 | 12/80 | 71.2 | 74.3 | 74.9 | 12.8 | .8 |
| Variety meats (edible organs) | | 2011-151 | 12/80 | 53.5 | 60.7 | 66.7 | 12.1 | 9.9 |
| Veal, not canned or made into sausage | | 2011-2 | 01/89 | 109.1 | 111.0 | 112.2 | 16.0 | 1.1 |
| Primal, subprimal, and fabricated cuts, and boneless veal | | 2011-217 | 01/89 | 109.1 | 111.0 | 112.2 | 16.0 | 1.1 |
| Pork, fresh and frozen, not canned or made into sausage | | 2011-4 | 12/80 | 103.8 | 109.6 | 113.9 | 19.6 | 3.9 |
| Primal and fabricated cuts (including trimmings) | | 2011-417 | 12/80 | 101.1 | 106.2 | 112.1 | 19.6 | 5.6 |
| Pork, processed or cured incl. frozen, not canned or made into sausage | | 2011-6 | 12/80 | 109.5 | 108.5 | 112.7 | 1.0 | 3.9 |
| Hams and picnics, except canned | | 2011-631 | 12/80 | 102.0 | 100.5 | 104.3 | 1.8 | 3.8 |
| Sliced bacon | | 2011-641 | 12/80 | 129.2 | 128.8 | 134.7 | -.2 | 4.6 |
| Other smoked pork | | 2011-652 | 12/88 | 95.6 | 96.1 | 96.2 | 1.6 | .1 |
| Sausage and similar products (not canned) | | 2011-7 | 12/80 | 117.3 | 116.9 | 116.3 | -1.0 | -.5 |
| Fresh sausage (pork sausage, breakfast links, etc.) | | 2011-711 | 12/80 | 140.9 | 139.3 | 137.8 | .9 | -1.1 |
| Frankfurters, including wieners | | 2011-721 | 12/80 | 110.1 | 111.6 | 111.3 | -2.7 | -3 |
| Other sausage, smoked or cooked (bologna, liverwurst, Polish sausage, etc.) | | 2011-735 | 12/80 | 101.7 | 102.1 | 107.0 | -.5 | 4.8 |
| Hides, skins, and pelts | | 2011-9 | 12/80 | 119.8 | 126.3 | 130.3 | -7.7 | 3.2 |
| Cattle hides, including kip | | 2011-914 | 12/95 | 77.3 | 81.7 | 84.4 | -7.9 | 3.3 |

See footnotes at end of table.

Table 5. Producer price indexes for the net output of selected industries and their products, not seasonally adjusted
—Continued

| Industry and product ¹ | Industry code | Product code | Index base | Index | | | Percent change to Sep. 1999 from — | |
|---|---------------|--------------|------------|-----------------------|------------------------|------------------------|------------------------------------|------------------|
| | | | | May 1999 ² | Aug. 1999 ² | Sep. 1999 ² | Sep. 1998 | Aug. 1999 |
| Meat packing plants—Continued | | | | | | | | |
| Other hides, skins, and pelts, except kip | | 2011-997 | 12/80 | 69.2 | 67.7 | 68.4 | -19.1 | 1.0 |
| Secondary products and miscellaneous receipts | | 2011-SM | | | | | | |
| Secondary products | | 2011-S | 12/80 | 64.2 | 64.9 | 65.7 | -23.5 | 1.2 |
| Sausage and other prepared meats | | | | | | | | |
| Primary products | 2013 | 2013-P | 12/82 | 112.4 | 115.6 | 115.4 | 2.7 | -.2 |
| Other processed, frozen, or cooked meats, including collagen sausage casings | | 2013-B | 12/82 | 112.9 | 116.5 | 115.8 | 7.1 | -.6 |
| Frozen ground meat patties | | 2013-B11 | 12/88 | 88.5 | 94.7 | 94.5 | 15.5 | -.2 |
| Frozen portion control, other than ground meat patties | | 2013-B13 | 12/88 | 108.6 | 108.6 | 109.0 | -.9 | .4 |
| Other processed, frozen, or cooked meats, corned beef, frozen primal cuts, etc. | | 2013-B19 | 12/88 | 109.8 | 112.6 | 111.4 | 6.3 | -1.1 |
| Pork, processed or cured, incl. frozen, not canned or made into sausage | | 2013-6 | 12/82 | 86.4 | 90.4 | 90.7 | 1.5 | .3 |
| Hams and picnics, except canned | | 2013-631 | 12/82 | 89.6 | 92.5 | 94.8 | .5 | 2.5 |
| Sliced bacon | | 2013-641 | 12/82 | 82.1 | 90.0 | 88.5 | 5.0 | -1.7 |
| Boiled ham, barbecued pork, and other cooked pork, exc. canned meats and sausages | | 2013-661 | 12/82 | 91.5 | 88.7 | 92.3 | .1 | 4.1 |
| Sausage and similar products (not canned) | | 2013-7 | 12/82 | 118.9 | 120.1 | 120.1 | .6 | 0 |
| Fresh sausage (pork sausage, breakfast links, etc.) | | 2013-711 | 12/82 | 118.2 | 118.8 | 129.5 | 9.2 | 9.0 |
| Dry and semidry sausage (salami, cervelat, pepperoni, summer sausage, etc.) | | 2013-717 | 12/82 | 115.3 | 115.9 | 111.1 | -5.9 | -4.1 |
| Frankfurters, including wieners | | 2013-721 | 12/82 | 121.7 | 124.9 | 121.4 | .3 | -2.8 |
| Other sausage, smoked or cooked (bologna, liverwurst, Polish sausage, etc.) | | 2013-735 | 12/82 | 117.8 | 118.2 | 118.2 | .2 | 0 |
| Jellied goods and similar preps., not canned (meat loaves, chill con carne, etc.) | | 2013-791 | 12/88 | 133.8 | (³) | 131.4 | 0 | (³) |
| Canned meats (except dog, cat, and baby food) containing 20% meat or more | | 2013-8 | 12/82 | 117.1 | 113.9 | 113.5 | -2.1 | -.4 |
| Secondary products and miscellaneous receipts | | 2013-SM | | | | | | |
| Miscellaneous receipts | | 2013-M | 12/82 | 134.2 | 145.6 | 143.8 | 5.3 | -1.2 |
| Resales | | 2013-Z89 | 12/82 | 133.3 | 145.1 | 142.6 | 5.1 | -1.7 |
| Secondary products | | 2013-S | 12/82 | 128.0 | 129.1 | 129.5 | -4.1 | .3 |
| Poultry slaughtering and processing | | | | | | | | |
| Primary products | 2015 | 2015-P | 12/81 | 120.1 | 120.0 | 120.7 | -11.1 | .6 |
| Young chickens | | 2015-1 | 12/81 | 120.5 | 120.4 | 121.2 | -11.5 | .7 |
| Broiler/fryers | | 2015-13 | 12/90 | 113.3 | 111.3 | 111.8 | -18.1 | .5 |
| Bulk wet-ice-pack broiler/fryers | | 2015-133 | 12/81 | 126.7 | 123.6 | 124.4 | -18.3 | .4 |
| Bulk dry-ice-pack broiler/fryers | | 2015-134 | 12/81 | 122.0 | 116.2 | 125.8 | -22.7 | .6 |
| Consumer-packaged chilled-tray-pack broiler/fryers | | 2015-136 | 12/81 | 116.2 | 115.7 | 112.3 | -13.3 | 8.3 |
| Other broiler/fryers (including frozen) | | 2015-139 | 12/81 | 114.1 | 112.9 | 115.6 | -13.1 | -2.9 |
| Roasters and capons (including frozen) | | 2015-141 | 12/81 | 114.1 | 112.9 | 115.6 | -17.1 | 2.4 |
| Hens and/or fowl | | 2015-2 | 12/81 | 125.6 | 125.6 | 125.5 | -1.5 | -.1 |
| Turkeys | | 2015-2 | 12/81 | 132.1 | 123.3 | 122.5 | -16.0 | -.6 |
| Whole turkeys | | 2015-3 | 12/81 | 98.3 | 105.7 | 108.5 | -1.3 | 2.6 |
| Turkey parts | | 2015-329 | 12/81 | 111.6 | 122.0 | 127.6 | 12.7 | 4.6 |
| Other poultry and small game (including frozen, whole or parts) | | 2015-398 | 12/81 | 97.3 | 102.5 | 102.5 | -15.8 | 0 |
| Processed poultry and small game (except soups) | | 2015-4 | 12/90 | 100.6 | 101.8 | 102.5 | 2.2 | .7 |
| Turkey, cooked or smoked (including frozen), not canned | | 2015-5 | 12/81 | 132.1 | 133.4 | 133.4 | 2.1 | 0 |
| Chicken, cooked or smoked (including frozen), not canned | | 2015-521 | 12/81 | 129.5 | 130.2 | 130.1 | -3.6 | -.1 |
| All other processed poultry and small game, including canned (except soups) | | 2015-523 | 12/81 | 123.5 | 125.6 | 125.3 | 4.8 | -.2 |
| Liquid, dried, and frozen eggs | | 2015-597 | 12/97 | 104.0 | 104.4 | 104.7 | 2.3 | .3 |
| Secondary products and miscellaneous receipts | | 2015-9 | 12/81 | 85.5 | 84.7 | 86.1 | -5.5 | 1.7 |
| Miscellaneous receipts | | 2015-SM | | | | | | |
| Resales | | 2015-M | 12/81 | 117.2 | 117.3 | 117.2 | .9 | -.1 |
| Secondary products | | 2015-Z89 | 12/97 | 100.7 | 100.9 | 100.8 | 1.0 | -.1 |
| Secondary products | | 2015-S | 12/81 | 102.0 | 98.3 | 95.6 | -10.0 | -2.7 |
| Dairy products | | | | | | | | |
| Creamery butter | 202 | | 12/84 | 128.3 | 134.5 | 137.6 | -1.9 | 2.3 |
| Primary products | 2021 | 2021-P | 06/84 | 82.5 | 100.0 | 96.5 | -41.9 | -3.5 |
| Creamery butter | | 2021-1 | 06/84 | 75.5 | 95.4 | 88.8 | -47.8 | -6.9 |
| Bulk butter (over 3 pounds) | | 2021-113 | 06/84 | 75.5 | 95.4 | 88.8 | -47.8 | -6.9 |
| Consumer butter (3 pounds or less) | | 2021-115 | 06/84 | 69.0 | 86.3 | 80.3 | -47.1 | -7.0 |
| Secondary products and miscellaneous receipts | | 2021-SM | | | | | | |
| Secondary products | | 2021-S | 06/84 | 85.2 | 108.9 | 101.4 | -48.3 | -6.9 |
| Dry, condensed, and evaporated milk | | 2023-S | 06/84 | 93.7 | 97.7 | 107.8 | -5.4 | 10.3 |
| | | | 06/84 | 83.9 | 81.1 | 94.5 | 5.9 | 16.5 |
| Natural and processed cheese | | | | | | | | |
| Primary products | 2022 | 2022-P | 06/81 | 118.7 | 131.1 | 132.8 | .7 | 1.3 |
| Natural cheese, except cottage cheese | | 2022-3 | 06/81 | 123.4 | 137.7 | 140.1 | 4.0 | 1.7 |
| American-type cheese | | 2022-302 | 06/81 | 115.7 | 134.1 | 135.3 | 2.7 | .9 |
| Cheddar cheese | | 2022-30201 | 06/81 | 108.1 | 131.5 | 130.9 | 2.6 | -.5 |
| Other American-type cheese | | 2022-30211 | 06/81 | 109.7 | 131.1 | 131.2 | 2.7 | .1 |
| Italian-type cheese | | 2022-303 | 06/81 | 102.1 | 136.0 | 131.8 | 2.4 | -3.1 |
| Mozzarella cheese | | 2022-30301 | 06/81 | 119.3 | 136.6 | 140.6 | 3.7 | 2.9 |
| | | | 06/81 | 118.2 | 138.0 | 142.6 | 3.9 | 3.3 |

See footnotes at end of table.

Table 5. Producer price indexes for the net output of selected industries and their products, not seasonally adjusted
—Continued

| Industry and product ¹ | Industry code | Product code | Index base | Index | | | Percent change to Sep. 1999 from — | |
|---|---------------|--------------|------------|-----------------------|------------------------|------------------------|------------------------------------|------------------|
| | | | | May 1999 ² | Aug. 1999 ² | Sep. 1999 ² | Sep. 1998 | Aug. 1999 |
| Natural and processed cheese—Continued | | | | | | | | |
| Other Italian-type cheese | | 2022-30311 | 06/81 | 122.8 | 132.5 | 134.8 | 3.3 | 1.7 |
| Swiss cheese | | 2022-305 | 06/81 | 155.4 | 153.9 | 154.8 | 4.2 | .6 |
| Cream and Neufchatel cheese | | 2022-307 | 06/81 | 140.9 | 143.2 | 143.0 | -2.7 | -1 |
| Other natural cheese, except cottage | | 2022-311 | 06/81 | 128.8 | 142.0 | 144.4 | 2.0 | 1.7 |
| Processed cheese and related products | | 2022-4 | 06/81 | 136.3 | 140.6 | 145.8 | 5.7 | 3.7 |
| Processed cheese | | 2022-411 | 06/81 | 133.9 | 138.7 | 144.5 | 7.6 | 4.2 |
| Cheese food | | 2022-413 | 06/81 | 146.7 | 149.8 | 154.8 | 4.0 | 3.3 |
| Cheese spread | | 2022-415 | 06/81 | 140.1 | (³) | (³) | (³) | (³) |
| Secondary products and miscellaneous receipts | | 2022-SM | | | | | | |
| Miscellaneous receipts | | 2022-M | 06/81 | 110.6 | (³) | 127.7 | -8.8 | (³) |
| Resales | | 2022-Z89 | 06/81 | 110.9 | (³) | (³) | (³) | (³) |
| Secondary products | | 2022-S | 06/81 | 83.6 | 89.0 | 89.4 | -15.4 | .4 |
| Other secondary products | | 2022-SS | 06/81 | 145.2 | 144.9 | 145.4 | -7 | .3 |
| Dry, condensed, and evaporated milk | | 2023-S | 06/81 | 69.1 | 70.9 | 74.4 | -26.6 | 4.9 |
| Fluid milk | | 2026-S | 06/81 | 78.6 | 95.9 | 94.2 | -27.0 | -1.8 |
| Dry, condensed, and evaporated milk products | | | | | | | | |
| Primary products | 2023 | 2023-P | 12/83 | 138.4 | 142.1 | 145.1 | -6.3 | 2.1 |
| Dry milk products, except substitutes | | 2023-5 | 12/83 | 152.7 | 152.3 | 156.6 | 2.2 | 2.8 |
| Dry milk products, except substitutes, shipped in consumer-type packages (3 lbs. or less) | | 2023-5A | 06/92 | 131.7 | 131.4 | 132.1 | -4.6 | .5 |
| Dry milk products, except substitutes, shipped in bulk (more than 3 lbs.) | | 2023-5B | 06/92 | 108.7 | 108.7 | 108.7 | .6 | 0 |
| Dry whole milk (food grade) shipped in bulk (more than 3 lbs.) | | 2023-5E | 06/92 | 90.1 | 89.8 | 90.6 | -8.1 | .9 |
| Modified dry whey products (food grade) shipped in bulk (more than 3 lbs.) | | 2023-542 | 12/83 | 101.3 | 106.1 | 110.1 | 3.4 | 3.8 |
| Other food grade dry milk products shipped in bulk (more than 3 lbs.) | | 2023-547 | 12/83 | 124.3 | (³) | (³) | (³) | (³) |
| Feed grade dry milk products shipped in bulk (more than 3 lbs.) | | 2023-549 | 12/83 | 133.7 | 133.3 | 134.4 | -4.1 | .8 |
| Canned milk products (consumer-type cans), except substitutes | | 2023-551 | 12/83 | 137.9 | 133.1 | 136.5 | -23.6 | 2.6 |
| Evaporated milk, consumer-type cans | | 2023-6 | 12/83 | 192.4 | 192.1 | 192.1 | 1.6 | 0 |
| Concentrated milk products, shipped in bulk, except substitutes | | 2023-612 | 12/83 | 130.5 | 130.5 | 130.3 | .1 | -2 |
| All other food grade concentrated milk products, shipped in bulk | | 2023-7 | 12/83 | 134.5 | 133.0 | (³) | (³) | (³) |
| Dairy product substitutes | | 2023-719 | 12/83 | 134.4 | 132.9 | (³) | (³) | (³) |
| Other dry dairy substitutes including whipped topping, etc. | | 2023-9 | 06/92 | 117.2 | 117.2 | 116.9 | 1.3 | -3 |
| Secondary products and miscellaneous receipts | | 2023-928 | 06/92 | (³) | (³) | (³) | (³) | (³) |
| Miscellaneous receipts | | 2023-SM | | | | | | |
| Resales | | 2023-M | 12/83 | 121.5 | 120.8 | 121.4 | -3.0 | .5 |
| Secondary products | | 2023-Z89 | 12/83 | 120.0 | 119.4 | 119.9 | -3.0 | .4 |
| Creamery butter | | 2023-S | 12/83 | 92.4 | 109.0 | 108.3 | -31.5 | -6 |
| Other secondary products | | 2021-S | 12/83 | 74.4 | 100.3 | 97.6 | -46.5 | -2.7 |
| Fluid milk | | 2023-SS | 12/83 | 144.1 | (³) | (³) | (³) | (³) |
| | | 2026-S | 12/83 | 89.4 | 98.0 | 98.8 | -25.9 | .8 |
| Ice cream and frozen desserts | | | | | | | | |
| Primary products | 2024 | 2024-P | 06/83 | 149.1 | 150.0 | 150.6 | 3.9 | .4 |
| Ice cream and frozen desserts | | 2024-1 | 06/83 | 151.0 | 152.0 | 152.7 | 4.5 | .5 |
| Conventional ice cream or custard and reduced fat ice cream (ice milk) | | 2024-1A | 12/98 | 151.0 | 152.0 | 152.7 | 4.5 | .5 |
| Bulk ice cream or custard with conventional fat content (3 gallons or more) | | 2024-114 | 06/83 | 97.8 | 98.5 | 98.9 | (³) | .4 |
| Consumer-size ice cream and custard (16 oz. to less than 3 gallons) | | 2024-115 | 06/83 | 156.2 | 157.7 | 157.5 | 0 | -1 |
| Superpremium and premium | | 2024-11502 | 06/92 | 155.2 | 156.8 | 157.9 | 7.1 | .7 |
| Regular and economy | | 2024-11503 | 06/92 | 120.2 | 122.1 | 122.5 | 5.1 | .3 |
| Novelty forms of ice cream & custard (conventional fat content) | | 2024-117 | 06/92 | 138.2 | 139.0 | 140.5 | 7.1 | 1.1 |
| Reduced fat/nonfat ice cream (ice milk); all forms (bulk, consumer, or novelty) | | 2024-119 | 06/92 | 110.5 | 110.6 | 110.7 | 2.4 | .1 |
| Frozen dairy and nondairy desserts other than ice cream or ice milk ... | | 2024-1B | 12/98 | 99.2 | 99.3 | 99.5 | (³) | .2 |
| Frozen yogurt; including nonfat | | 2024-121 | 12/98 | 100.7 | 101.3 | 101.6 | (³) | .3 |
| Other frozen desserts; e.g., tofu, mellowine, sherbets, sorbets, ices, & pops | | 2024-123 | 06/92 | 119.4 | 119.1 | 120.3 | 5.6 | 1.0 |
| Secondary products and miscellaneous receipts | | 2024-SM | | | | | | |
| Miscellaneous receipts | | 2024-M | 06/83 | 100.4 | 101.4 | 101.4 | (³) | 0 |
| Secondary products | | 2024-S | 06/83 | 144.2 | 144.2 | 144.2 | 1.8 | 0 |
| Fluid milk | 2026 | 2026-P | 12/82 | 130.5 | 130.3 | 130.8 | -8 | .4 |
| Primary products | | 2026-1 | 12/82 | 138.7 | 140.1 | 146.3 | .1 | 4.4 |
| Packaged fluid milk and related products | | 2026-2 | 12/82 | 134.7 | 136.0 | 143.3 | .1 | 5.4 |
| Fluid whole milk, packaged (including U.H.T.) | | 2026-212 | 12/82 | 108.1 | 117.8 | 118.5 | -17.9 | .6 |
| Lowfat milk, 0.5-2.0% butterfat, packaged (including U.H.T.) | | 2026-223 | 12/82 | 138.8 | 138.6 | 148.0 | 3.7 | 6.8 |
| Skim milk, packaged (including U.H.T.) | | 2026-225 | 12/82 | 130.6 | 132.6 | 141.2 | 2.9 | 6.5 |
| Creams, half-and-half, and dairy-based whipped toppings | | 2026-299 | 06/98 | 148.2 | 146.2 | 157.9 | 5.5 | 8.0 |
| Cottage cheese (including farmers' cheese, pot cheese, and bakers' cheese) | | 2026-3 | 12/82 | 153.3 | 149.2 | 161.2 | 10.1 | 8.0 |
| Yogurt, except frozen | | 2026-5 | 12/82 | 107.0 | 108.5 | 110.2 | -6.7 | 1.6 |
| Perishable dairy product substitutes | | 2026-8 | 12/91 | 172.7 | 169.7 | 182.0 | 9.0 | 7.2 |
| Other milk products, n.e.c. | | 2026-8 | 12/91 | 130.0 | 129.2 | 129.4 | .8 | .2 |
| | | | 12/91 | 101.0 | 97.2 | 106.7 | .5 | 9.8 |
| | | | 12/91 | 114.4 | 114.2 | 118.4 | 2.4 | 3.7 |

See footnotes at end of table.

Table 5. Producer price indexes for the net output of selected industries and their products, not seasonally adjusted
—Continued

| Industry and product ¹ | Industry code | Product code | Index base | Index | | | Percent change to Sep. 1999 from — | |
|---|---------------|--------------|------------|-----------------------|------------------------|------------------------|------------------------------------|------------------|
| | | | | May 1999 ² | Aug. 1999 ² | Sep. 1999 ² | Sep. 1998 | Aug. 1999 |
| Fluid milk—Continued | | | | | | | | |
| Secondary products and miscellaneous receipts | | 2026-SM | | | | | | |
| Miscellaneous receipts | | 2026-M | 12/82 | 154.5 | 155.5 | 159.4 | 1.8 | 2.5 |
| Resales | | 2026-Z89 | 12/82 | 154.5 | 155.5 | 159.4 | 1.8 | 2.5 |
| Secondary products | | 2026-S | 12/82 | 126.6 | 129.1 | 129.2 | -.8 | .1 |
| Canned and preserved fruits and vegetables | 203 | | 12/84 | 131.4 | 131.7 | 132.2 | 1.7 | .4 |
| Canned specialties | 2032 | | 12/82 | 167.4 | 168.4 | 169.4 | 2.1 | .6 |
| Primary products | | 2032-P | 12/82 | 175.4 | 176.0 | 177.4 | 2.2 | .8 |
| Canned soups, except frozen or seafood | | 2032-2 | 12/82 | 218.4 | 220.4 | 222.9 | 2.5 | 1.1 |
| Canned dry beans including baked | | 2032-3 | 12/82 | 121.7 | 121.7 | 121.7 | .2 | 0 |
| Beans with pork | | 2032-37 | 06/91 | 97.8 | 97.8 | 97.8 | 0 | 0 |
| Beans with pork (7.1 to 16.0 ounces) | | 2032-373 | 12/82 | 126.7 | 126.7 | 126.7 | 0 | 0 |
| Beans with sauce, vegetarian style | | 2032-38 | 06/91 | 101.6 | 101.6 | 101.6 | 0 | 0 |
| Beans with sauce, vegetarian style (other sizes) | | 2032-384 | 06/91 | 104.3 | 104.3 | 104.3 | 0 | 0 |
| Other canned dry beans, including chile con carne with less than 20% meat | | 2032-39 | 06/91 | 99.8 | 99.8 | 99.8 | .3 | 0 |
| Other canned dry beans, 13.1 to 18 ounces | | 2032-392 | 12/82 | 104.6 | (³) | 104.6 | 0 | (³) |
| Other canned beans, all other sizes | | 2032-393 | 12/82 | 130.3 | 130.3 | 130.3 | 1.1 | 0 |
| Canned specialty foods | | 2032-4 | 12/82 | 125.7 | 125.6 | 127.0 | 1.2 | 1.1 |
| Spaghetti, macaroni and ravioli | | 2032-46 | 06/91 | 112.5 | 112.5 | 112.5 | 0 | 0 |
| Ravioli | | 2032-464 | 12/82 | 101.1 | 101.1 | 101.1 | 0 | 0 |
| Other canned specialties, including gravy and puddings (other than meats) | | 2032-498 | 12/82 | 131.9 | 130.7 | 135.8 | 2.3 | 3.9 |
| Secondary products and miscellaneous receipts | | 2032-SM | | | | | | |
| Secondary products | | 2032-S | 12/82 | 137.2 | 139.1 | 139.1 | 2.1 | 0 |
| Other secondary products | | 2032-SSS | 12/82 | 137.2 | 141.2 | 141.2 | 4.1 | 0 |
| Canned fruits and vegetables | | 2033-S | 12/82 | 136.9 | 136.9 | 136.9 | .4 | 0 |
| Canned fruits, vegetables, preserves, jams, and jellies | 2033 | | 06/81 | 138.3 | 138.2 | 138.5 | 1.9 | .2 |
| Primary products | | 2033-P | 06/81 | 137.0 | 137.1 | 137.2 | 2.0 | .1 |
| Canned fruits, except baby food | | 2033-1 | 06/81 | 138.0 | 138.6 | 140.0 | 2.1 | 1.0 |
| Applesauce | | 2033-171 | 06/81 | 139.2 | 140.6 | 140.8 | .1 | .1 |
| Peaches, including spiced | | 2033-174 | 06/81 | 155.5 | (³) | (³) | (³) | (³) |
| Pears, including spiced | | 2033-175 | 06/81 | 108.2 | 104.7 | 104.1 | -.4 | -.6 |
| Other canned fruit | | 2033-198 | 10/88 | 101.8 | 101.8 | 101.8 | -1.5 | 0 |
| Canned vegetables, except hominy and mushrooms | | 2033-2 | 06/81 | 124.6 | 124.6 | 124.2 | 1.1 | -.3 |
| Beans, green and wax (including blue lake) | | 2033-207 | 06/81 | 120.7 | 120.9 | 121.9 | 3.1 | .8 |
| Carrots | | 2033-215 | 06/81 | 167.3 | (³) | 167.3 | 0 | (³) |
| Vegetable combinations | | 2033-235 | 06/81 | 141.4 | 142.9 | 144.4 | 4.9 | 1.0 |
| Pumpkin and squash (including pie mix) | | 2033-253 | 12/87 | 139.3 | 137.1 | 137.1 | 5.0 | 0 |
| Spinach | | 2033-255 | 06/81 | 118.4 | 118.4 | 116.5 | .6 | -1.6 |
| White potatoes | | 2033-275 | 06/81 | 169.6 | 169.6 | 169.6 | 0 | 0 |
| Sauerkraut | | 2033-276 | 06/81 | 191.7 | 191.7 | (³) | (³) | (³) |
| Asparagus | | 2033-291 | 12/87 | 116.2 | 123.1 | 123.1 | 7.0 | 0 |
| Beets | | 2033-293 | 06/81 | 156.5 | 156.5 | 156.5 | -.2 | 0 |
| Sweet corn, whole kernel | | 2033-294 | 06/81 | 100.8 | 100.9 | 100.4 | .4 | -.5 |
| Sweet corn, cream style | | 2033-295 | 08/81 | 106.0 | 106.0 | 106.0 | -3.9 | 0 |
| Green peas | | 2033-296 | 06/81 | 124.7 | 123.8 | 124.0 | 2.1 | -.2 |
| Tomatoes | | 2033-297 | 06/81 | 129.6 | 128.2 | 125.2 | -.9 | -2.3 |
| Other canned vegetables | | 2033-299 | 12/87 | 120.7 | 120.7 | 120.7 | -1.4 | 0 |
| Canned or fresh fruit juices, nectars, and concentrates | | 2033-4 | 06/81 | 151.1 | 150.8 | 150.7 | 4.5 | -.1 |
| Canned fruit juices, nectars, and concentrates | | 2033-4A | 06/95 | 111.6 | 111.6 | 111.4 | 4.0 | -.2 |
| Apple juice, single strength | | 2033-411 | 06/81 | 148.0 | 148.0 | 148.0 | -1.9 | 0 |
| Orange juice, single strength | | 2033-415 | 06/81 | 167.3 | 167.3 | 167.3 | 8.3 | 0 |
| Pineapple juice, single strength | | 2033-428 | 06/81 | 146.8 | (³) | 146.8 | .8 | (³) |
| Other single strength fruit juices and mixtures of fruit juices | | 2033-472 | 06/81 | 122.6 | 122.6 | 122.6 | 0 | 0 |
| Fruit juice, concentrated, hot pack | | 2033-494 | 12/87 | 144.9 | 144.9 | (³) | (³) | (³) |
| Fresh fruit juices and nectars | | 2033-4B | 06/95 | 109.6 | 108.7 | 109.1 | 5.8 | .4 |
| Fresh orange juice, single strength | | 2033-496 | 06/95 | 116.5 | 115.1 | (³) | (³) | (³) |
| Other fresh fruit juices and nectars | | 2033-498 | 06/95 | 104.2 | 103.7 | 104.3 | 3.4 | .6 |
| Canned vegetable juices | | 2033-5 | 06/81 | 133.5 | 133.5 | 133.5 | 3.0 | 0 |
| Tomato juice | | 2033-515 | 06/81 | 131.1 | 131.1 | 131.1 | 3.0 | 0 |
| Catsup and other tomato sauces, etc. | | 2033-6 | 06/81 | 133.5 | 133.6 | 133.6 | .3 | 0 |
| Tomato sauces | | 2033-614 | 06/81 | 137.6 | (³) | 137.6 | -.3 | (³) |
| Tomato sauces, 7.1 - 10 oz. size | | 2033-61413 | 12/87 | 104.3 | (³) | 104.3 | 9.2 | (³) |
| Tomato sauces, other sizes | | 2033-61419 | 12/87 | 114.3 | (³) | 114.3 | -11.5 | (³) |
| Catsup | | 2033-621 | 06/81 | 138.2 | 138.4 | 138.4 | 3.3 | 0 |
| Catsup, 14 - 32 oz. size | | 2033-62122 | 12/87 | 108.7 | 108.7 | 108.7 | 0 | 0 |
| Catsup, all other sizes | | 2033-62123 | 12/87 | 130.7 | 131.1 | 131.1 | 6.5 | 0 |
| Spaghetti, pizza, and marinara sauces (less than 20 percent meat) | | 2033-631 | 06/95 | 103.1 | 103.1 | 103.4 | -.9 | .3 |
| Tomato paste | | 2033-662 | 06/81 | 107.7 | (³) | (³) | (³) | (³) |
| Jams, jellies and preserves | | 2033-8 | 06/81 | 142.4 | 142.6 | 142.6 | .7 | 0 |
| Pure strawberry jams and preserves | | 2033-811 | 06/81 | 147.8 | 147.8 | 147.8 | 1.7 | 0 |
| Secondary products and miscellaneous receipts | | 2033-SM | | | | | | |
| Secondary products | | 2033-S | 06/81 | 158.3 | 157.7 | 158.8 | 2.1 | .7 |
| Canned specialties | | 2032-S | 06/81 | 138.3 | 138.0 | 138.0 | .1 | .0 |
| Other secondary products | | 2033-SSS | 06/81 | 147.9 | 147.2 | 149.2 | 1.7 | 1.4 |
| Frozen fruits and vegetables | | 2037-S | 06/81 | 193.6 | (³) | (³) | (³) | (³) |
| Bottled and canned soft drinks | | 2086-S | 06/95 | 107.8 | 107.8 | 107.8 | 1.8 | 0 |

See footnotes at end of table.

Table 5. Producer price indexes for the net output of selected industries and their products, not seasonally adjusted —Continued

| Industry and product ¹ | Industry code | Product code | Index base | Index | | | Percent change to Sep. 1999 from — | |
|---|---------------|--------------|------------|-----------------------|------------------------|------------------------|------------------------------------|------------------|
| | | | | May 1999 ² | Aug. 1999 ² | Sep. 1999 ² | Sep. 1998 | Aug. 1999 |
| Dried & dehydrated fruits, vegetables, & soup mixes | 2034 | | 12/82 | 143.4 | 143.7 | 143.7 | 1.3 | 0 |
| Primary products | | 2034-P | 12/82 | 142.8 | 143.2 | 143.0 | 1.4 | -1 |
| Dried fruits and vegetables | | 2034-A | 12/82 | 146.1 | 146.5 | 146.3 | 1.9 | -1 |
| Dried fruits | | 2034-11 | 12/82 | 115.7 | 115.7 | 113.9 | -5.3 | -1.6 |
| Dried vegetables | | 2034-21 | 12/82 | 169.7 | 170.7 | 172.5 | 9.3 | 1.1 |
| Dehydrated potatoes, except potato flour | | 2034-213 | 12/82 | 190.7 | 192.0 | 195.9 | 1.5 | 2.0 |
| Dried Onions | | 2034-214 | 12/82 | 111.6 | (³) | (³) | (³) | (³) |
| Other dried vegetables & vegetable flours, including potato flour | | 2034-219 | 12/82 | 131.3 | 130.1 | 130.0 | 22.8 | -1 |
| Dried soup mixes | | 2034-B | 12/82 | 130.4 | 130.4 | 130.4 | (³) | 0 |
| Secondary products and miscellaneous receipts | | 2034-SM | | | | | | |
| Miscellaneous receipts | | 2034-M | 09/86 | 128.5 | 127.9 | 127.9 | (³) | 0 |
| Secondary products | | 2034-S | 12/82 | 141.3 | 141.4 | 142.2 | .2 | .6 |
| Pickled fruits and vegetables, vegetable sauces and seasonings, and salad dressings | 2035 | | 06/81 | 162.7 | 163.4 | 163.4 | .6 | 0 |
| Primary products | | 2035-P | 06/81 | 170.3 | 171.2 | 171.1 | .6 | -1 |
| Pickles and other pickled products | | 2035-2 | 06/81 | 183.3 | 185.6 | 185.2 | 1.5 | -2 |
| Finished pickles and other pickled products | | 2035-A | 06/84 | 107.6 | 108.9 | 108.7 | 1.3 | -2 |
| Dill pickles (processed, natural, or kosher) | | 2035-221 | 06/81 | 181.0 | 183.8 | 182.9 | -1 | -5 |
| Sweet pickles | | 2035-225 | 06/81 | 182.8 | (³) | 184.9 | 2.0 | (³) |
| Refrigerated pickles (including overnight, half sour, artificially acidified, etc.) | | 2035-229 | 06/94 | 110.9 | 110.9 | 111.4 | 2.2 | .5 |
| Other finished pickled products (including mixes, gherkins, relish, onions, etc.) | | 2035-233 | 06/81 | 188.6 | 190.7 | 190.5 | 3.0 | -1 |
| Prepared meat sauces (except tomato-based) | | 2035-3 | 06/81 | 157.2 | 158.6 | 158.6 | 1.5 | 0 |
| Other sauces (including worchestershire, soy, pepper, horseradish, seafood, etc.) | | 2035-351 | 06/81 | 157.3 | 159.1 | 159.1 | 2.0 | 0 |
| Mayonnaise, salad dressings and sandwich spreads | | 2035-4 | 06/81 | 165.8 | 165.7 | 165.7 | -2 | 0 |
| Thick, spoon type salad dressings (regular or low calorie) | | 2035-411 | 06/81 | 176.7 | 176.7 | 176.7 | 0 | 0 |
| Mayonnaise (regular or low calorie) | | 2035-423 | 06/81 | 172.6 | 172.5 | 172.5 | -8 | 0 |
| Pourable salad dressings (regular or low calorie) | | 2035-439 | 06/81 | 163.4 | 163.3 | 163.3 | .3 | 0 |
| Secondary products and miscellaneous receipts | | 2035-SM | | | | | | |
| Secondary products | | 2035-S | 06/81 | 148.7 | 148.4 | 148.7 | -1 | .2 |
| Other secondary products | | 2035-SSS | 06/81 | 157.8 | (³) | 157.7 | -1.0 | (³) |
| Frozen fruits and vegetables | 2037 | | 06/81 | 141.3 | 139.9 | 140.6 | 1.2 | .5 |
| Primary production | | 2037-P | 06/81 | 130.5 | 129.1 | 130.2 | 1.5 | .9 |
| Frozen fruits & concentrated juices, ades, drinks, and nonalcoholic cocktails | | 2037-1 | 06/81 | 120.0 | 116.1 | 118.9 | 2.9 | 2.4 |
| Frozen fruits, melons, and berries | | 2037-1A | 12/90 | 133.9 | 121.9 | 130.8 | 6.6 | 7.3 |
| Frozen concentrated fruit and berry juices | | 2037-1B | 12/90 | 98.3 | 97.0 | 97.9 | 2.4 | .9 |
| Frozen concentrated orange juice | | 2037-179 | 06/81 | 105.4 | 103.8 | 104.8 | 2.8 | 1.0 |
| Other frozen concentrated fruit and berry juices | | 2037-195 | 06/81 | 148.6 | 148.6 | 149.4 | 1.0 | .5 |
| Frozen concentrated fruit ades and nonalcoholic drinks and cocktails | | 2037-1C | 12/90 | 118.0 | 116.7 | 118.3 | -2.2 | 1.4 |
| Citrus pulp and other nonedible citrus byproducts | | 2037-197 | 12/98 | 98.2 | 98.2 | 98.2 | -1.8 | 0 |
| Frozen vegetable and potato products including combinations | | 2037-2 | 06/81 | 138.7 | 138.9 | 138.8 | .6 | -1 |
| Frozen vegetables, except for potato products and vegetable combinations | | 2037-214 | 06/97 | 101.3 | 101.9 | 101.3 | .4 | -6 |
| Frozen vegetable combinations including those mixed with sauces, rice, & pasta | | 2037-245 | 12/90 | 101.0 | 101.7 | 100.4 | -2 | -1.3 |
| Frozen french fried potatoes | | 2037-248 | 06/81 | 146.8 | 147.1 | 147.8 | 1.3 | .5 |
| Other frozen potato products, including hashbrowns, patties, puffs, etc. | | 2037-249 | 06/81 | 128.4 | 126.1 | 126.7 | -5 | .5 |
| Secondary products and miscellaneous receipts | | 2037-SM | | | | | | |
| Miscellaneous receipts | | 2037-M | 06/97 | 102.0 | 100.7 | 100.6 | 1.7 | -1 |
| Secondary products | | 2037-S | 06/81 | 117.7 | 118.4 | 114.1 | -1.7 | -3.6 |
| Frozen specialties, N.E.C. | 2038 | | 12/82 | 137.7 | 139.1 | 140.5 | 2.2 | 1.0 |
| Primary products | | 2038-P | 12/82 | 140.7 | 142.4 | 144.0 | 2.1 | 1.1 |
| Frozen dinners, entrees and side dishes | | 2038-2 | 12/82 | 137.3 | 139.4 | 140.9 | 1.7 | 1.1 |
| Frozen dinners | | 2038-223 | 12/82 | 154.0 | 156.3 | 156.3 | -3 | 0 |
| Frozen entrees and side dishes (excluding rice dishes and nationality foods) | | 2038-226 | 12/82 | 132.5 | 134.8 | 134.8 | 1.4 | 0 |
| Frozen pizza | | 2038-252 | 12/82 | 112.2 | 115.2 | 119.6 | 3.9 | 3.8 |
| All other frozen dinner foods incl. meat pies, nationality foods and rice dishes | | 2038-299 | 12/98 | 101.3 | 101.6 | 102.1 | (³) | .5 |
| Other frozen specialties | | 2038-4 | 06/91 | 116.5 | 116.9 | 117.9 | 3.3 | .9 |
| Frozen waffles, pancakes, and french toast | | 2038-463 | 06/91 | 106.6 | 106.9 | 106.9 | .3 | 0 |
| Other frozen specialties, except seafood, including soups, and whipped topping | | 2038-469 | 06/91 | 119.8 | 120.2 | 121.6 | 5.5 | 1.2 |
| Secondary products and miscellaneous receipts | | 2038-SM | | | | | | |
| Secondary products | | 2038-S | 12/82 | 146.4 | 146.4 | 146.4 | 3.0 | .0 |
| Grain mill products | 204 | | 12/84 | 117.4 | 115.8 | 115.7 | -3.1 | -1 |
| Flour and other grain mill products | 2041 | | 06/83 | 97.4 | 98.2 | 96.7 | .2 | -1.5 |
| Primary products | | 2041-P | 06/83 | 97.1 | 98.0 | 96.5 | .3 | -1.5 |
| Wheat flour, except flour mixes | | 2041-1 | 06/83 | 102.2 | 103.4 | 101.5 | .6 | -1.8 |
| White flour | | 2041-15 | 06/98 | 97.2 | 98.4 | 96.2 | .2 | -2.2 |

See footnotes at end of table.

Table 5. Producer price indexes for the net output of selected industries and their products, not seasonally adjusted—Continued

| Industry and product ¹ | Industry code | Product code | Index base | Index | | | Percent change to Sep. 1999 from — | |
|--|---------------|--------------|------------|-----------------------|------------------------|------------------------|------------------------------------|------------------|
| | | | | May 1999 ² | Aug. 1999 ² | Sep. 1999 ² | Sep. 1999 | Aug. 1999 |
| Flour and other grain mill products—Continued | | | | | | | | |
| Bakers' and institutional flour | | 2041-152 | 06/92 | 88.7 | 89.5 | 87.1 | 0.7 | -2.7 |
| White bread-type flour | | 2041-1521 | 06/92 | 90.2 | 90.9 | 88.0 | -6 | -3.2 |
| Bakers' and institutional white bread-type flour shipped in bulk | | 2041-15218 | 06/83 | 98.5 | 99.3 | 95.1 | -1.2 | -4.2 |
| Bakers' and institutional white bread-type flour shipped in containers | | 2041-15219 | 06/83 | 100.7 | 101.1 | 102.1 | 1.9 | 1.0 |
| Bakers' and institutional soft wheat flour | | 2041-1522 | 06/92 | 82.2 | 83.7 | 83.8 | 7.9 | .1 |
| Family white flour including self-rising family flour | | 2041-153 | 06/92 | 97.5 | 99.8 | 98.2 | -1.6 | -1.6 |
| All other white flour including white flour for export or further processing | | 2041-154 | 06/98 | 92.9 | 94.0 | 93.6 | 1.0 | -.4 |
| All other wheat flour, incl. whole wheat, durum, semolina, bulgur, and farina | | 2041-16 | 06/92 | 105.2 | 106.4 | 107.4 | 3.0 | .9 |
| Wheat mill products other than flour incl. mill feed, germ, bran, etc. | | 2041-2 | 06/83 | 46.7 | 47.6 | 47.7 | 3.0 | .2 |
| Corn mill products | | 2041-3 | 06/83 | 93.4 | 91.9 | 91.6 | -8 | -3 |
| Flour mixes and refrigerated and frozen doughs and batters | | 2041-5 | 06/83 | 140.8 | 140.9 | 141.2 | .9 | .2 |
| Other grain mill products incl. rye flour and other mill feed | | 2041-6 | 06/83 | 91.5 | 94.0 | 88.9 | -8.4 | -5.4 |
| Secondary products and miscellaneous receipts | | 2041-SM | | | | | | |
| Miscellaneous receipts | | 2041-M | 06/92 | 95.0 | 94.3 | 93.6 | -2.4 | -.7 |
| Resales | | 2041-Z89 | 06/92 | 94.8 | 94.1 | 93.4 | -2.4 | -.7 |
| Secondary products | | 2041-S | 06/83 | 118.6 | 119.6 | 118.6 | 0 | -.8 |
| Cereal breakfast foods | 2043 | | 12/83 | 161.0 | 153.2 | 153.2 | -5.8 | 0 |
| Primary products | | 2043-P | 12/83 | 171.6 | 171.6 | 171.6 | 2.1 | 0 |
| Ready to serve cereal breakfast foods | | 2043-1 | 12/83 | 169.9 | 169.9 | 169.9 | 2.2 | 0 |
| Corn flakes and other corn breakfast foods | | 2043-111 | 12/83 | 164.9 | 164.9 | (⁹) | (⁹) | (⁹) |
| Wheat flakes and other wheat breakfast foods | | 2043-112 | 12/83 | 167.4 | 167.4 | 167.0 | 2.9 | -.2 |
| Oat breakfast foods | | 2043-115 | 12/83 | 190.1 | 190.4 | 190.7 | 2.1 | .2 |
| Rice breakfast foods | | 2043-117 | 12/83 | 147.2 | (⁹) | (⁹) | (⁹) | (⁹) |
| Preparations of other grains and mixed grains, excluding infant cereals | | 2043-119 | 12/83 | 178.0 | 178.0 | 178.0 | 2.7 | 0 |
| To be cooked before serving cereal breakfast foods | | 2043-2 | 12/83 | 194.9 | 194.2 | 194.2 | -.6 | 0 |
| Rolled oats and oatmeal | | 2043-253 | 12/92 | 108.2 | 107.6 | 107.6 | -.9 | 0 |
| Instant hot cereals, all types of grain | | 2043-3 | 12/92 | 117.8 | 117.0 | 117.0 | -.5 | 0 |
| Rolled oats and oatmeal | | 2043-312 | 12/92 | 116.5 | (⁹) | 115.4 | -1.5 | (⁹) |
| Secondary products and miscellaneous receipts | | 2043-SM | | | | | | |
| Secondary products | | 2043-S | 12/83 | 138.9 | (⁹) | 111.7 | -27.4 | (⁹) |
| Rice milling | 2044 | | 06/84 | 106.4 | 105.8 | 103.6 | -8.0 | -2.1 |
| Primary products | | 2044-P | 06/84 | 103.3 | 102.7 | 100.4 | -8.6 | -2.2 |
| Head rice | | 2044-1 | 06/84 | 107.1 | 106.6 | 104.4 | -9.5 | -2.1 |
| Long grain milled rice | | 2044-101 | 06/84 | 101.7 | 100.0 | 97.7 | -15.7 | -2.3 |
| Packed in 100-pound bags or more | | 2044-10103 | 06/84 | 98.7 | 96.1 | 94.1 | -19.8 | -2.1 |
| Packed in all other containers | | 2044-10107 | 06/84 | 99.7 | 99.1 | 96.7 | -14.2 | -2.4 |
| Medium grain milled rice | | 2044-103 | 06/84 | 126.2 | 128.9 | 126.9 | 3.6 | -1.6 |
| Packed in 100-pound bags or more | | 2044-10303 | 06/84 | 109.9 | 113.0 | 110.3 | -1.5 | -2.4 |
| Packed in all other containers | | 2044-10307 | 06/84 | 161.5 | 163.8 | 162.5 | 9.4 | -.8 |
| Other milled rice and byproducts | | 2044-2 | 06/84 | 76.1 | 74.6 | 72.3 | -2.4 | -3.1 |
| All other milled rice and byproducts | | 2044-298 | 06/84 | 101.0 | 98.7 | 98.7 | -6.4 | 0 |
| Prepared flour mixes and doughs | 2045 | | 06/85 | 121.7 | 121.7 | 121.8 | -.2 | .1 |
| Primary products | | 2045-P | 06/85 | 119.4 | 119.4 | 119.5 | -.3 | .1 |
| Flour mixes and refrigerated and frozen doughs and batters, made from purchased | | 2045-6 | 06/85 | 119.4 | 119.4 | 119.5 | -.3 | .1 |
| Flour mixes | | 2045-61 | 06/85 | 116.6 | 116.5 | 116.5 | -.4 | 0 |
| Cake mixes, including gingerbread | | 2045-611 | 06/92 | 105.1 | 105.0 | 105.0 | 0 | 0 |
| All other flour based mixes, except cake mixes | | 2045-613 | 06/98 | 99.3 | 99.3 | 99.3 | -.6 | 0 |
| Refrigerated doughs and batters incl. bread, bread-type rolls, and biscuit dough | | 2045-64 | 06/85 | 124.6 | 124.7 | 125.1 | -2.0 | .3 |
| Frozen doughs and batters | | 2045-66 | 06/92 | 113.4 | 113.5 | 113.4 | 1.1 | -.1 |
| Frozen bread and bread-type-roll doughs, all sizes | | 2045-661 | 06/92 | 117.3 | 117.4 | 117.4 | 3.7 | 0 |
| All other frozen doughs and batters, incl. cookie, pizza, coffee cake, etc. | | 2045-662 | 06/92 | 110.8 | 110.8 | 110.8 | -.5 | 0 |
| Secondary products and miscellaneous receipts | | 2045-SM | | | | | | |
| Miscellaneous receipts | | 2045-M | 06/85 | 149.9 | (⁹) | (⁹) | (⁹) | (⁹) |
| Resales | | 2045-Z89 | 06/85 | 149.9 | (⁹) | (⁹) | (⁹) | (⁹) |
| Secondary products | | 2045-S | 06/85 | 136.5 | 136.5 | 136.3 | -.1 | -.1 |
| Wet corn milling | 2046 | | 06/85 | 101.3 | 100.7 | 100.1 | -3.1 | -.6 |
| Primary products | | 2046-P | 06/85 | 102.1 | 101.5 | 100.7 | -1.7 | -.8 |
| Corn sweeteners | | 2046-1 | 06/85 | 96.9 | 97.0 | 96.0 | 3.6 | -1.0 |
| Glucose syrup | | 2046-101 | 06/85 | 121.2 | 121.2 | 121.2 | -.5 | 0 |
| Type II (38 up to 58 dextrose equivalent) | | 2046-10103 | 06/85 | 129.9 | 129.9 | (⁹) | (⁹) | (⁹) |
| Types III and IV (58 or more dextrose equivalent) | | 2046-10105 | 06/85 | 109.1 | 109.1 | (⁹) | (⁹) | (⁹) |
| High fructose corn syrup | | 2046-105 | 06/85 | 82.9 | 83.1 | 81.6 | 6.1 | -1.8 |
| Manufactured starch | | 2046-3 | 06/85 | 134.2 | 129.6 | 128.7 | -2.6 | -.7 |
| Corn starch | | 2046-301 | 06/85 | 136.0 | 130.6 | 129.6 | -2.7 | -.8 |
| Wet process corn byproducts | | 2046-7 | 06/85 | 94.9 | 96.6 | 96.7 | -10.3 | .1 |
| Corn gluten feed | | 2046-701 | 06/85 | 81.5 | (⁹) | (⁹) | (⁹) | (⁹) |
| Corn gluten meal | | 2046-703 | 06/85 | 116.0 | 148.2 | 143.3 | -4.2 | -3.3 |

See footnotes at end of table.

Table 5. Producer price indexes for the net output of selected industries and their products, not seasonally adjusted
—Continued

| Industry and product ¹ | Industry code | Product code | Index base | Index | | | Percent change to Sep. 1999 from — | |
|---|---------------|--------------|------------|-----------------------|------------------------|------------------------|------------------------------------|-----------|
| | | | | May 1999 ² | Aug. 1999 ² | Sep. 1999 ² | Sep. 1998 | Aug. 1999 |
| Wet corn milling—Continued | | | | | | | | |
| Other wet process byproducts, including steepwater concentrate (50% solids basis) | | 2046-705 | 06/85 | 89.1 | 84.7 | 85.9 | -9.2 | 1.4 |
| Dog and cat food | 2047 | | 12/85 | 132.5 | 132.5 | 132.0 | -6 | -4 |
| Primary products | | 2047-P | 12/85 | 132.0 | 132.0 | 131.5 | -7 | -4 |
| Dog food | | 2047-3 | 12/85 | 138.1 | 138.1 | 137.8 | -6 | -2 |
| Canned dog food, including ration type | | 2047-324 | 12/98 | 100.0 | 100.0 | 100.0 | (³) | 0 |
| Dry and semimoist dog food in packages of less than 25 pounds | | 2047-326 | 06/91 | 112.1 | 112.1 | 111.6 | -4 | -4 |
| Dry and semimoist dog food in packages of 25 pounds or more | | 2047-338 | 06/91 | 118.3 | 118.3 | 118.2 | -1.0 | -1 |
| Cat food | | 2047-4 | 12/85 | 121.2 | 121.2 | 120.1 | -1.0 | -9 |
| Canned cat food | | 2047-401 | 12/98 | 100.0 | 100.0 | 98.5 | (³) | -1.5 |
| Dry and semimoist cat food | | 2047-402 | 12/98 | 100.0 | 100.0 | 99.8 | (³) | -2 |
| Secondary products and miscellaneous receipts | | 2047-SM | | | | | | |
| Miscellaneous receipts | | 2047-M | 06/91 | 134.8 | 134.8 | 134.8 | (³) | 0 |
| Secondary products | | 2047-S | 12/85 | 137.0 | 134.6 | 134.0 | -1.3 | -4 |
| Prepared animal feeds, n.e.c. | 2048 | | 12/80 | 86.0 | 85.0 | 86.1 | -3.9 | 1.3 |
| Primary products | | 2048-P | 12/80 | 83.1 | 82.0 | 83.0 | -4.2 | 1.2 |
| Specialty feeds | | 2048-A | 06/91 | 108.5 | 107.2 | 109.0 | -4.6 | 1.7 |
| Chicken and turkey feed, supplements, concentrates, and premixes | | 2048-1 | 12/80 | 68.6 | 67.1 | 67.6 | -6.2 | .7 |
| Broiler complete chicken feed | | 2048-116 | 12/80 | 70.5 | 68.6 | 68.5 | -7.8 | -1 |
| Other complete chicken feed | | 2048-117 | 12/97 | 72.8 | 71.7 | 72.3 | -4.5 | .8 |
| Other chicken and turkey feed supplements, concentrates, and premixes | | 2048-135 | 12/97 | 73.9 | 72.8 | 75.3 | -3.5 | 3.4 |
| Complete dairy cattle feeds | | 2048-2 | 12/80 | 81.3 | 79.9 | 82.8 | 3.2 | 3.6 |
| Dairy cattle feed supplements, concentrates, and premixes | | 2048-3 | 12/80 | 91.2 | 90.0 | 90.0 | -3.7 | 0 |
| Complete swine feeds | | 2048-4 | 12/80 | 101.4 | 96.5 | 98.8 | -5.0 | 2.4 |
| Swine feed supplements, concentrates, and premixes | | 2048-5 | 12/80 | 88.3 | 90.6 | 91.7 | -2.3 | 1.2 |
| Complete beef cattle feeds | | 2048-6 | 12/80 | 117.5 | 116.2 | 119.2 | -1.7 | 2.6 |
| Beef cattle feed supplements, concentrates, and premixes | | 2048-7 | 12/80 | 105.4 | 101.0 | 100.6 | -8.4 | -4 |
| Other poultry and livestock feeds, including duck, goose, horse, mule, etc. | | 2048-8 | 12/80 | 106.7 | 106.0 | 107.2 | -3.9 | 1.1 |
| Other prepared animal feeds incl. feeding materials and adjuncts | | 2048-9 | 12/80 | 80.8 | 83.4 | 84.4 | -7.8 | 1.2 |
| Secondary products and miscellaneous receipts | | 2048-SM | | | | | | |
| Miscellaneous receipts | | 2048-M | 12/80 | 103.3 | 108.0 | 110.0 | 1.3 | 1.9 |
| Resales | | 2048-Z89 | 12/80 | 90.7 | 95.2 | 97.1 | 1.4 | 2.0 |
| Secondary products | | 2048-S | 12/80 | 144.2 | 137.8 | 137.9 | -6.8 | .1 |
| Bakery products | 205 | | 12/84 | 161.5 | 161.8 | 162.0 | 1.2 | .1 |
| Bread and other bakery products, except cookies and crackers | 2051 | | 06/80 | 203.7 | 203.9 | 204.3 | 1.3 | .2 |
| Primary products | | 2051-P | 06/80 | 203.9 | 204.3 | 204.7 | 1.5 | .2 |
| Bread | | 2051-1 | 06/80 | 206.1 | 207.3 | 208.6 | 2.0 | .6 |
| White pan bread, including frozen | | 2051-123 | 06/80 | 201.2 | 204.0 | 204.8 | 2.6 | .4 |
| White hearth bread, including french and italian | | 2051-132 | 06/80 | 233.2 | 237.3 | 236.6 | 2.6 | -3 |
| Wholewheat, cracked wheat, multigrain and other dark wheat breads | | 2051-136 | 06/80 | 202.7 | 200.4 | 203.1 | .4 | 1.3 |
| Other variety breads, including rye, raisin, pumpernickel, etc. | | 2051-143 | 06/80 | 209.0 | 206.3 | 209.5 | 1.7 | 1.6 |
| Bread type rolls, stuffing, and crumbs | | 2051-2 | 06/80 | 195.2 | 194.8 | 194.9 | -5 | .1 |
| Hamburger and weiner rolls | | 2051-233 | 06/80 | 195.1 | 194.2 | 194.4 | -1 | .1 |
| All other bread rolls & stuffing, incl. bagels, croissants, Eng. muffins | | 2051-238 | 06/99 | (³) | 100.0 | 100.0 | (³) | 0 |
| Sweet yeast goods except frozen, incl yeast raised doughnuts, danishes, etc. | | 2051-3 | 06/80 | 191.5 | 190.4 | 187.7 | -4 | -1.4 |
| Soft cakes, except frozen, including fruit, pound, layer, etc. | | 2051-4 | 06/80 | 219.3 | 219.3 | 219.3 | 5.1 | 0 |
| Pies, except frozen, including fruit, cream, and custard | | 2051-5 | 06/80 | 215.5 | 215.3 | 215.3 | 3.6 | 0 |
| Pastries, except frozen, including cream puffs, eclairs, muffins, etc. | | 2051-6 | 06/80 | 182.7 | 182.7 | 182.7 | .2 | 0 |
| Doughnuts except frozen, cake type | | 2051-7 | 06/80 | 198.1 | 198.1 | 198.1 | 1.4 | 0 |
| Secondary products and miscellaneous receipts | | 2051-SM | | | | | | |
| Miscellaneous receipts | | 2051-M | 06/80 | 208.4 | 208.4 | 208.4 | .6 | 0 |
| Resales | | 2051-Z89 | 06/94 | 114.2 | 114.2 | 114.2 | .7 | 0 |
| Secondary products | | 2051-S | 06/80 | 161.1 | 161.1 | 161.1 | .6 | 0 |
| Cookies and crackers | 2052 | | 06/83 | 171.0 | 171.3 | 171.2 | .7 | -1 |
| Primary products | | 2052-P | 06/83 | 173.4 | 173.4 | 173.3 | .6 | -1 |
| Crackers, pretzels, biscuits, and related products | | 2052-1 | 06/83 | 192.0 | 192.1 | 192.0 | 1.1 | -1 |
| Saltines | | 2052-125 | 06/83 | 188.9 | 188.9 | 188.9 | .1 | 0 |
| All other cracker and related products | | 2052-199 | 12/98 | 100.6 | 100.7 | 100.6 | (³) | -1 |
| Cookies, wafers, and ice cream cones and cups, except frozen | | 2052-2 | 06/83 | 159.6 | 159.5 | 159.4 | .3 | -1 |
| Sandwich cookies | | 2052-213 | 06/83 | 167.7 | 168.1 | 167.7 | 0 | -2 |
| Chocolate chip cookies | | 2052-217 | 12/98 | 100.3 | 100.3 | 100.3 | (³) | 0 |
| All other cookie, wafer, ice cream cone/cups, toaster pastries, related products | | 2052-299 | 06/83 | 155.4 | 155.1 | 155.2 | .3 | .1 |
| Secondary products and miscellaneous receipts | | 2052-SM | | | | | | |
| Miscellaneous receipts | | 2052-M | 06/83 | 151.8 | 154.2 | 153.5 | 1.1 | -5 |
| Resales | | 2052-Z89 | 06/83 | 151.8 | 154.2 | 153.5 | 1.1 | -5 |
| Secondary products | | 2052-S | 06/83 | 140.3 | 140.3 | 140.3 | 0 | 0 |
| Frozen bakery products, except bread | 2053 | | 06/91 | 113.5 | 113.9 | 115.0 | 2.4 | 1.0 |

See footnotes at end of table.

Table 5. Producer price indexes for the net output of selected industries and their products, not seasonally adjusted—Continued

| Industry and product ¹ | Industry code | Product code | Index base | Index | | | Percent change to Sep. 1999 from — | |
|---|---------------|--------------|------------|-----------------------|------------------------|------------------------|------------------------------------|------------------|
| | | | | May 1999 ² | Aug. 1999 ² | Sep. 1999 ² | Sep. 1998 | Aug. 1999 |
| Frozen bakery products, except bread—Continued | | | | | | | | |
| Primary products | | 2053-P | 12/82 | 159.7 | 160.0 | 161.7 | 2.5 | 1.1 |
| Frozen bakery products | | 2053-1 | | | | | | |
| Frozen pies (fruit, custard and cream type) | | 2053-111 | 12/82 | 174.4 | 175.1 | 178.4 | 3.8 | 1.9 |
| Sweet yeast goods including yeast raised doughnuts, sweet rolls, coffeeecake, etc | | 2053-113 | 12/82 | 132.0 | 132.0 | 132.7 | 3.3 | .5 |
| Soft cakes including pound, layer, sheet, fruit, cheese, etc. | | 2053-114 | 12/82 | 142.9 | 142.9 | 144.5 | 1.1 | 1.1 |
| All other bakery products including cookies and pastries; excluding bread and rolls | | 2053-119 | 12/82 | 163.1 | 163.1 | 163.1 | 1.6 | 0 |
| Secondary products and miscellaneous receipts | | 2053-SM | | | | | | |
| Secondary products | | 2053-S | 06/91 | 108.5 | 110.1 | 110.1 | 1.9 | 0 |
| Sugar and confectionery products | 206 | | 12/84 | 129.8 | 129.4 | 129.8 | .6 | .3 |
| Raw cane sugar mills | 2061 | | 06/82 | 112.1 | 109.1 | 107.8 | -2.4 | -1.2 |
| Primary products | | 2061-P | 06/82 | 112.1 | 109.1 | 107.8 | -2.4 | -1.2 |
| Raw cane sugar | | 2061-1 | 06/82 | 115.2 | 112.1 | 111.0 | -1.7 | -1.0 |
| Other sugar cane mill products and byproducts | | 2061-2 | 07/89 | 50.1 | 50.0 | 45.4 | -27.7 | -9.2 |
| Molasses and syrup, including cane blackstrap (except refiners' blackstrap) | | 2061-265 | 08/89 | 43.9 | 43.8 | 38.9 | -32.1 | -11.2 |
| Cane sugar refining | 2062 | | 06/82 | 126.7 | 125.6 | 124.6 | .1 | -.8 |
| Primary products | | 2062-P | 06/82 | 126.7 | 125.6 | 124.6 | .1 | -.8 |
| Refined cane sugar | | 2062-1 | 06/82 | 126.7 | 125.6 | 124.6 | .1 | -.8 |
| Granulated cane sugar, including cube and tablet sugar | | 2062-1A | 06/82 | 130.1 | 128.8 | 128.0 | .7 | -.6 |
| Consumer units (containers of 25 lbs or less) | | 2062-112 | 06/82 | 129.4 | 128.6 | 127.8 | .1 | -.6 |
| Commercial units (bags and other containers: over 25 lbs) | | 2062-114 | 06/82 | 133.1 | 130.4 | (⁹) | (⁹) | (⁹) |
| Bulk shipments (rail cars, trucks, or bins) | | 2062-115 | 06/82 | 125.7 | 124.9 | (⁹) | (⁹) | (⁹) |
| Confectioners' powdered sugar | | 2062-13 | 06/82 | 126.8 | 126.3 | (⁹) | (⁹) | (⁹) |
| Brown or soft sugar | | 2062-14 | 06/82 | 105.5 | 105.4 | (⁹) | (⁹) | (⁹) |
| Beet sugar processing | 2063 | | 06/82 | 110.6 | 110.5 | 110.4 | 1.0 | -.1 |
| Primary products | | 2063-P | 06/82 | 111.7 | 111.6 | 111.5 | 1.1 | -.1 |
| Refined beet sugar | | 2063-1 | 06/82 | 115.0 | 115.1 | 114.9 | 1.3 | -.2 |
| Granulated beet sugar, including cube and tablet sugar | | 2063-1X | 06/82 | 113.7 | 113.7 | 113.5 | .9 | -.2 |
| Individual services (small paper packets) and consumer units (cartons and sacks: 25 lb or less) | | 2063-107 | 10/82 | 101.1 | 101.0 | 100.6 | -1.8 | -.4 |
| Commercial units (bags and other containers: over 25 lbs) | | 2063-113 | 11/82 | 117.6 | (⁹) | 115.7 | 4.0 | (⁹) |
| Bulk shipments (rail cars, trucks, or bins) | | 2063-115 | 06/82 | 109.0 | 109.0 | 109.7 | .6 | .6 |
| Confectioners' powdered sugar | | 2063-13 | 11/82 | 141.5 | (⁹) | (⁹) | (⁹) | (⁹) |
| Other beet sugar factory products and byproducts | | 2063-2 | 06/82 | 84.1 | 83.4 | 83.4 | -2.7 | 0 |
| Candy and other confectionery products, and chewing gum | 2064 | | 06/83 | 148.8 | 149.1 | 149.5 | 1.6 | .3 |
| Primary products | | 2064-P | 06/83 | 151.0 | 151.3 | 151.7 | 1.7 | .3 |
| Chocolate and chocolate type confectionery products made from purchased chocolate | | 2064-2 | 06/83 | 143.9 | 144.0 | 144.7 | 1.7 | .5 |
| Solid chocolate confectionery products | | 2064-2A | 06/91 | 109.2 | 109.3 | 109.2 | 1.4 | -.1 |
| Solid chocolate confectionery products without inclusions | | 2064-211 | 06/91 | 110.3 | 110.4 | 110.4 | .1 | 0 |
| Solid chocolate confectionery products with inclusions | | 2064-231 | 06/91 | 108.6 | 108.6 | 108.6 | 3.3 | 0 |
| Enrobed or molded chocolate confectionery products | | 2064-251 | 06/91 | 113.7 | 113.9 | 113.9 | 1.1 | 0 |
| Panned chocolate confectionery products | | 2064-271 | 06/91 | 98.8 | 98.8 | 98.8 | 2.7 | 0 |
| Chocolate assortments and other chocolate and chocolate type confectionery products | | 2064-291 | 06/91 | 142.7 | 142.7 | 147.9 | 3.2 | 3.6 |
| Nonchocolate type confectionery products | | 2064-3 | 06/83 | 148.5 | 149.3 | 149.3 | 2.2 | 0 |
| Hard candy | | 2064-311 | 06/91 | 117.3 | 119.3 | 119.3 | 4.7 | 0 |
| Chewy nonchocolate candy, including granola bars | | 2064-321 | 06/91 | 122.5 | 122.7 | 122.7 | .3 | .0 |
| Soft nonchocolate candies | | 2064-331 | 06/91 | 116.8 | 116.8 | 116.8 | 1.8 | 0 |
| Other nonchocolate type confectioneries, includ. licorice, panned & iced candies | | 2064-391 | 12/97 | 102.6 | 102.6 | 102.6 | 1.0 | 0 |
| Chewing gum and chewing gum base | | 2064-8 | 12/84 | 137.1 | 137.1 | 137.3 | .7 | .1 |
| Other confectionery type products, including cough drops and candied fruit | | 2064-9 | 06/91 | 133.2 | 133.2 | 133.2 | .5 | 0 |
| Secondary products and miscellaneous receipts | | 2064-SM | | | | | | |
| Miscellaneous receipts | | 2064-M | 06/91 | 126.0 | 126.0 | 126.2 | .5 | .2 |
| Secondary products | | 2064-S | 06/91 | 94.7 | 94.7 | 94.7 | .7 | 0 |
| Chocolate and cocoa products | 2066 | | 06/83 | 132.4 | 130.6 | 132.7 | -1.4 | 1.6 |
| Primary products | | 2066-P | 06/83 | 132.1 | 130.1 | 131.9 | -1.9 | 1.4 |
| Chocolate coatings | | 2066-1 | 06/83 | 105.2 | 100.0 | 104.8 | -3.0 | 4.8 |
| Milk chocolate coatings | | 2066-122 | 06/83 | 95.5 | 93.4 | 94.9 | -11.1 | 1.6 |
| Other coatings including sweet, liquor, and cocoa | | 2066-172 | 06/98 | 103.2 | 96.5 | 103.0 | 2.5 | 6.7 |
| Chocolate confectionery products made from cocoa beans ground in the same establishment | | 2066-2 | 06/83 | 156.6 | 156.7 | 156.8 | .1 | .1 |
| Solid chocolate confectionery products, with or without inclusions | | 2066-2A | 06/91 | 107.9 | 108.0 | 107.9 | .1 | -.1 |
| Enrobed or molded chocolate confectionery products with any type of center | | 2066-2B | 05/95 | 107.9 | (⁹) | 108.1 | .2 | (⁹) |
| Panned, assortments, and other chocolate confectionery products | | 2066-295 | 06/98 | 100.3 | 100.3 | 100.3 | 0 | 0 |
| Other chocolate and cocoa products including syrups and cocoa butter | | 2066-9 | 06/83 | 125.9 | 123.0 | 125.4 | -4.8 | 2.0 |
| Secondary products and miscellaneous receipts | | 2066-SM | | | | | | |
| Secondary products | | 2066-S | 06/83 | 122.0 | 122.0 | 122.0 | 0 | 0 |

See footnotes at end of table.

Table 5. Producer price indexes for the net output of selected industries and their products, not seasonally adjusted
—Continued

| Industry and product ¹ | Industry code | Product code | Index base | Index | | | Percent change to Sep. 1999 from — | |
|---|---------------|--------------|------------|-----------------------|------------------------|------------------------|------------------------------------|------------------|
| | | | | May 1999 ² | Aug. 1999 ² | Sep. 1999 ² | Sep. 1998 | Aug. 1999 |
| Processed nuts and seeds (salted, roasted, cooked, blanched, etc.) | 2068 | | 06/91 | 113.3 | 113.8 | 114.0 | -0.6 | 0.2 |
| Primary products | | 2068-P | 06/91 | 115.6 | 116.3 | 116.4 | -.8 | .1 |
| Processed nuts sold in bulk | | 2068-11 | 06/91 | 104.8 | 105.7 | 106.6 | -10.6 | .9 |
| Peanuts | | 2068-113 | 06/83 | 172.0 | 177.8 | 174.9 | 1.5 | -1.6 |
| Other nuts, made up of from one to three varieties | | 2068-117 | 06/83 | 147.3 | 146.1 | 149.7 | -17.6 | 2.5 |
| Processed nuts, packaged in cans | | 2068-13 | 06/91 | 102.0 | 102.0 | 102.0 | 0 | 0 |
| Other nuts, made up of from one to three varieties | | 2068-137 | 11/83 | 188.7 | 188.7 | 188.7 | 0 | 0 |
| Processed nuts, in packaging other than cans or sold bulk | | 2068-15 | 06/91 | 130.0 | 130.7 | 130.4 | 7.3 | -.2 |
| Peanuts | | 2068-153 | 06/83 | 134.7 | (³) | 135.4 | -.7 | (³) |
| Other nuts, made up of from one to three varieties | | 2068-157 | 06/83 | 221.9 | 222.7 | 222.4 | 5.7 | -.1 |
| Secondary products and miscellaneous receipts | | 2068-SM | | | | | | |
| Secondary products | | 2068-S | 06/91 | 92.8 | 92.8 | 92.8 | 0 | 0 |
| Fats and oils | 207 | | 12/84 | 86.7 | 83.1 | 85.0 | -15.2 | 2.3 |
| Cottonseed oil mill products | 2074 | | 06/85 | 111.5 | 107.4 | 105.3 | -9.5 | -2.0 |
| Primary products | | 2074-P | 06/85 | 115.4 | 110.4 | 107.7 | -10.6 | -2.4 |
| Cottonseed oil: once refined, not deodorized or used in end products | | 2074-2 | 06/85 | 75.2 | 68.2 | 65.4 | -28.7 | -4.1 |
| Cotton linters | | 2074-3 | 06/85 | 93.7 | 93.6 | 93.5 | 11.0 | -.1 |
| Cottonseed cake, meal, and other byproducts | | 2074-4 | 06/85 | 198.1 | 194.2 | 184.7 | 1.3 | -4.9 |
| Cottonseed cake and meal | | 2074-414 | 06/85 | 141.4 | 138.6 | 135.5 | -6.5 | -2.2 |
| Cottonseed oil: once refined, purchased, deodorized; and all other byproducts | | 2074-493 | 12/98 | 99.9 | 97.8 | 90.6 | (³) | -7.4 |
| Secondary products and miscellaneous receipts | | 2074-SM | | | | | | |
| Secondary products | | 2074-S | 12/91 | 115.1 | 107.2 | 110.4 | (³) | 3.0 |
| Soybean oil mill products | 2075 | | 12/79 | 68.3 | 63.7 | 65.3 | -21.2 | 2.5 |
| Primary products | | 2075-P | 12/79 | 65.8 | 65.7 | 65.1 | -15.7 | -.9 |
| Soybean oil | | 2075-1 | 12/79 | 64.7 | 57.9 | 58.2 | -34.7 | .5 |
| Crude soybean oil | | 2075-111 | 12/79 | 64.6 | 57.6 | 57.6 | -35.7 | 0 |
| Soybean oil, crude, degummed | | 2075-11113 | 05/88 | 80.1 | 71.7 | 70.3 | -38.8 | -2.0 |
| Soybean oil, crude, not degummed | | 2075-11115 | 12/79 | 70.3 | 62.3 | 64.2 | -30.4 | 3.0 |
| Soybean meal, and other byproducts | | 2075-2 | 12/79 | 67.5 | 70.6 | 69.5 | -4.5 | -1.6 |
| Soybean byproducts, meal | | 2075-211 | 12/79 | 63.0 | 66.9 | 66.0 | -5.2 | -1.3 |
| Soybean byproducts, other, including soy flour, grits and isolates | | 2075-298 | 06/91 | 106.1 | 106.8 | 103.7 | -2.0 | -2.9 |
| Vegetable oil mills, n.e.c. | 2076 | | 12/85 | 102.1 | 98.7 | 99.7 | -17.3 | 1.0 |
| Primary products | | 2076-P | 12/85 | 108.8 | 104.6 | 106.0 | -17.3 | 1.3 |
| Vegetable oils, n.e.c., incl. sunflower, peanut, coconut etc., not deodorized | | 2076-2 | 12/85 | 116.6 | 109.5 | 112.4 | -20.8 | 2.6 |
| All other oil mill products n.e.c., incl. cakes and meals and deodorized oils | | 2076-3 | 12/85 | 103.3 | 108.0 | 103.9 | -11.5 | -3.8 |
| Secondary products and miscellaneous receipts | | 2076-SM | | | | | | |
| Secondary products | | 2076-S | 12/98 | 86.3 | (³) | 86.3 | (³) | (³) |
| Animal and marine fats and oils | 2077 | | 12/82 | 85.4 | 84.9 | 90.1 | -15.6 | 6.1 |
| Primary products | | 2077-P | 12/82 | 82.6 | 82.1 | 87.1 | -17.1 | 6.1 |
| Grease and inedible tallow | | 2077-1 | 12/82 | 83.5 | 84.1 | 94.9 | -16.1 | 12.8 |
| Inedible tallow, including inedible animal stearin | | 2077-111 | 12/82 | 87.2 | 86.8 | 99.5 | -16.7 | 14.6 |
| Inedible beef tallow | | 2077-11111 | 12/82 | 92.5 | 87.1 | 102.5 | -13.5 | 17.7 |
| Other inedible tallow and inedible animal stearin | | 2077-11113 | 12/82 | 84.5 | 89.2 | 99.6 | -19.8 | 11.7 |
| Grease, other than wool grease | | 2077-113 | 12/82 | 73.5 | 77.9 | 82.0 | -14.0 | 5.3 |
| Feed and fertilizer by-products | | 2077-2 | 12/82 | 75.1 | 76.8 | 79.2 | -4.3 | 3.1 |
| Meat/bone meal | | 2077-211 | 12/82 | 71.2 | 72.7 | 75.8 | -.1 | 4.3 |
| Meat meal and combinations of meat and bone meal | | 2077-21111 | 12/82 | 70.3 | 71.7 | 74.8 | -.1 | 4.3 |
| Dry rendered tankage | | 2077-212 | 12/82 | 65.4 | (³) | 69.1 | 3.1 | (³) |
| Feather meal | | 2077-237 | 12/82 | 76.8 | 80.6 | 83.9 | -.2 | 4.1 |
| Other feed and fertilizer, including poultry by-product meal and blood meal | | 2077-298 | 12/82 | 84.3 | 86.0 | 87.4 | -10.1 | 1.6 |
| Animal and marine oil mill products, including foots | | 2077-3 | 12/82 | 116.0 | 98.8 | 97.8 | -51.8 | -1.0 |
| Fish and marine animal oil | | 2077-361 | 12/82 | 126.5 | 94.1 | 89.8 | -69.7 | -4.6 |
| Fish scrap and meal | | 2077-366 | 12/82 | 115.8 | 103.9 | 104.0 | -40.3 | .1 |
| Secondary products and miscellaneous receipts | | 2077-SM | | | | | | |
| Secondary products | | 2077-S | 12/82 | 175.6 | 154.3 | 156.8 | 6.8 | 1.6 |
| Shortening, cooking oils, and margarine | 2079 | | 12/81 | 141.0 | 138.5 | 141.0 | -5.7 | 1.8 |
| Primary products | | 2079-P | 12/81 | 147.2 | 144.5 | 148.4 | -4.3 | 2.7 |
| Shortening and cooking oils | | 2079-1 | 12/81 | 134.9 | 131.3 | 136.5 | -5.8 | 4.0 |
| Baking or frying fats | | 2079-11 | 12/89 | 128.9 | 127.2 | 132.9 | .3 | 4.5 |
| Baking or frying fats (shortening), 100% vegetable oil | | 2079-113 | 12/81 | 142.9 | 141.0 | 147.3 | .6 | 4.5 |
| Salad or cooking oils | | 2079-15 | 12/89 | 101.0 | 96.1 | 99.2 | -14.0 | 3.2 |
| Salad or cooking oils, other soybean oil | | 2079-152 | 02/90 | 125.1 | 120.0 | 120.4 | -7.1 | .3 |
| Salad or cooking oils, vegetable oil blends | | 2079-154 | 02/90 | 86.8 | 84.3 | 84.3 | -5.9 | 0 |
| All other salad or cooking oils | | 2079-159 | 12/81 | 137.0 | 136.1 | 140.7 | 3.0 | 3.4 |
| Vegetable oil winter stearin | | 2079-171 | 12/89 | 101.3 | 97.2 | 94.4 | -20.8 | -2.9 |
| All other fully refined oils | | 2079-198 | 12/81 | 93.1 | 88.2 | 88.2 | -9.4 | 0 |
| Margarine | | 2079-2 | 12/81 | 178.2 | 177.8 | 178.0 | -.9 | .1 |
| Secondary products and miscellaneous receipts | | 2079-SM | | | | | | |

See footnotes at end of table.

Table 5. Producer price indexes for the net output of selected industries and their products, not seasonally adjusted—Continued

| Industry and product ¹ | Industry code | Product code | Index base | Index | | | Percent change to Sep. 1999 from — | |
|--|---------------|--------------|------------|-----------------------|------------------------|------------------------|------------------------------------|------------------|
| | | | | May 1999 ² | Aug. 1999 ² | Sep. 1999 ² | Sep. 1998 | Aug. 1999 |
| Shortening, cooking oils, and margarine—Continued | | | | | | | | |
| Miscellaneous receipts | | 2079-M | 12/81 | 108.3 | 114.6 | 114.6 | 3.9 | 0 |
| Resales | | 2079-Z89 | 12/81 | 108.3 | 114.6 | 114.6 | 3.9 | 0 |
| Secondary products | | 2079-S | 12/81 | 120.9 | 117.1 | 113.5 | -16.3 | -3.1 |
| Beverages | 208 | | 12/84 | 129.4 | 130.2 | 130.3 | 2.5 | .1 |
| Malt beverages | 2082 | | 06/82 | 131.1 | 132.6 | 132.2 | 3.3 | -3 |
| Primary products | | 2082-P | 06/82 | 131.1 | 132.6 | 132.3 | 3.4 | -2 |
| Canned beer | | 2082-1 | 06/82 | 134.6 | 135.6 | 135.8 | 3.7 | .1 |
| Light beer in cans | | 2082-111 | 06/82 | 126.4 | 125.6 | 126.5 | 2.7 | .7 |
| Regular beer in cans | | 2082-112 | 06/82 | 134.4 | 136.1 | 135.9 | 4.1 | -1 |
| Bottled beer | | 2082-2 | 06/82 | 122.5 | 122.5 | 122.5 | .8 | 0 |
| Returnable bottles | | 2082-211 | 06/82 | 105.9 | 105.9 | 105.9 | .8 | 0 |
| Regular beer in returnable bottles | | 2082-21112 | 06/82 | 108.8 | 108.8 | 108.8 | .2 | 0 |
| Nonreturnable bottles | | 2082-221 | 06/82 | 139.4 | 139.4 | 139.3 | .9 | -1 |
| Light beer in nonreturnable bottles | | 2082-22111 | 06/82 | 147.2 | 147.2 | 147.1 | 3.4 | -1 |
| Regular beer in nonreturnable bottles | | 2082-22112 | 06/82 | 137.8 | 137.8 | 137.8 | 0 | 0 |
| Barrels and kegs | | 2082-3 | 06/82 | 149.6 | 161.3 | 154.2 | 7.2 | -4.4 |
| Regular beer in barrels and kegs | | 2082-312 | 06/82 | 139.7 | 151.8 | 142.6 | 7.8 | -6.1 |
| Other fermented malt beverages and byproducts | | 2082-4 | 06/82 | 135.5 | 140.3 | 140.3 | 8.4 | 0 |
| Malt liquor | | 2082-411 | 06/82 | 145.6 | 151.2 | 151.2 | 9.2 | 0 |
| Ale, porter and stout | | 2082-471 | 06/82 | 132.5 | 132.5 | 132.7 | 1.4 | .2 |
| All other fermented malt beverages and by products (including non-alcoholic brews) | | 2082-499 | 12/91 | 106.9 | 106.9 | 106.9 | 0 | 0 |
| Malt | 2083 | | 06/85 | 106.2 | 106.3 | 106.8 | -6.0 | .5 |
| Primary products | | 2083-P | 06/85 | 106.7 | 106.7 | 107.3 | -6.0 | .6 |
| Malt and malt byproducts | | 2083-1 | 06/85 | 106.7 | 106.7 | 107.3 | -6.0 | .6 |
| Secondary products and miscellaneous receipts | | 2083-SM | | | | | | |
| Miscellaneous receipts | | 2083-M | 12/92 | 75.7 | (⁹) | 75.7 | (⁹) | (⁹) |
| Contracts and other miscellaneous receipts | | 2083-Z89 | 12/92 | 75.7 | (⁹) | 75.7 | (⁹) | (⁹) |
| Wines, brandy, and brandy spirits | 2084 | | 12/83 | 138.2 | 137.9 | 141.4 | 4.7 | 2.5 |
| Primary products | | 2084-P | 12/83 | 141.2 | 140.5 | 144.5 | 4.5 | 2.8 |
| Wines, brandy, and brandy spirits | | 2084-8 | 12/98 | 100.8 | 100.3 | 103.2 | (⁹) | 2.9 |
| Wines | | 2084-A | 12/91 | 118.9 | 118.3 | 121.9 | 4.7 | 3.0 |
| Grape wine with 14 percent or less alcohol content | | 2084-81 | 12/83 | 141.1 | 140.5 | 139.5 | 1.1 | -7 |
| White grape wine with 14 percent or less alcohol content | | 2084-812 | 12/83 | 131.5 | 131.3 | 129.1 | -7 | -1.7 |
| Red grape wine with 14 percent or less alcohol content | | 2084-814 | 12/83 | 178.6 | 177.4 | 177.7 | 2.4 | .2 |
| Rose grape wine with 14 percent or less alcohol content | | 2084-816 | 12/83 | 103.9 | 102.8 | 104.0 | 6.2 | 1.2 |
| Dessert wines | | 2084-825 | 12/83 | 111.7 | 113.8 | 113.7 | 3.5 | -1 |
| Effervescent wines | | 2084-831 | 12/83 | 141.2 | 137.8 | 138.6 | 2.4 | .6 |
| Non-grape fruit/berry wines, fortified wines (non-dessert), and specialty wines | | 2084-841 | 12/98 | 98.5 | 98.2 | 129.5 | (⁹) | 31.9 |
| Secondary products and miscellaneous receipts | | 2084-SM | | | | | | |
| Miscellaneous receipts | | 2084-M | 12/91 | 127.4 | 131.1 | 127.4 | (⁹) | -2.8 |
| Secondary products | | 2084-S | 12/83 | 140.6 | 146.5 | 146.5 | (⁹) | 0 |
| Distilled and blended liquors | 2085 | | 06/83 | 149.9 | 148.8 | 148.8 | -2.2 | 0 |
| Primary products | | 2085-P | 06/83 | 145.6 | 144.4 | 144.3 | -4.2 | -1 |
| Bottled liquor, except brandy | | 2085-8 | 06/83 | 156.9 | 155.9 | 155.9 | 1.3 | 0 |
| Whiskey, including bottled in bond | | 2085-801 | 06/90 | 126.4 | 126.5 | 126.4 | 2.3 | -1 |
| Gin | | 2085-822 | 06/83 | 161.0 | 161.0 | 161.0 | 1.1 | 0 |
| Cordials, liqueurs | | 2085-825 | 06/83 | 164.9 | 158.5 | 158.5 | -2.8 | 0 |
| Vodka | | 2085-831 | 06/83 | 154.5 | 154.5 | 154.5 | .5 | 0 |
| Other bottled liquors, except brandy | | 2085-899 | 06/90 | 125.3 | 125.3 | 125.3 | 3.7 | 0 |
| Secondary products and miscellaneous receipts | | 2085-SM | | | | | | |
| Miscellaneous receipts | | 2085-M | 08/83 | 144.0 | 144.0 | 144.0 | 1.6 | 0 |
| Resales | | 2085-Z89 | 08/83 | 144.9 | 144.9 | 144.9 | 1.5 | 0 |
| Secondary products | | 2085-S | 12/97 | 100.0 | 100.0 | 100.0 | 0 | 0 |
| Bottled and canned soft drinks | 2086 | | 06/81 | 145.2 | 145.9 | 146.0 | 2.5 | .1 |
| Primary products | | 2086-P | 06/81 | 145.3 | 146.0 | 146.0 | 2.5 | 0 |
| Bottled carbonated soft drinks | | 2086-B | 12/96 | 105.3 | 105.9 | 106.4 | 3.8 | .5 |
| Bottled carbonated soft drinks in refillable glass bottles | | 2086-B1 | 12/96 | 100.9 | 100.5 | 100.9 | 1.4 | .4 |
| Bottled carbonated soft drinks in nonrefillable glass bottles | | 2086-B2 | 12/96 | 108.9 | 108.8 | 108.9 | 3.9 | .1 |
| Bottled carbonated soft drinks in plastic bottles | | 2086-B3 | 12/96 | 104.2 | 105.3 | 106.0 | 4.1 | .7 |
| Canned carbonated soft drinks | | 2086-C | 12/96 | 100.1 | 100.4 | 100.3 | 1.8 | -1 |
| Soft drink flavoring syrup sold in bulk | | 2086-D | 06/89 | 144.1 | 145.4 | 143.6 | 2.9 | -1.2 |
| Noncarbonated soft drinks including fruit drinks, cocktails, and ades | | 2086-E | 12/96 | 102.8 | 103.5 | 103.4 | 1.1 | -1 |
| Secondary products and miscellaneous receipts | | 2086-SM | | | | | | |
| Miscellaneous receipts | | 2086-M | 06/81 | 141.0 | 143.6 | 142.9 | 2.5 | -5 |
| Resales | | 2086-Z89 | 06/81 | 142.3 | 144.9 | 144.3 | 2.6 | -4 |
| Secondary products | | 2086-S | 06/81 | 180.1 | 174.7 | 180.2 | 2.1 | 3.1 |
| Flavoring extracts and syrups, nec | 2087 | | 12/85 | 133.8 | 133.8 | 133.8 | 1.6 | 0 |
| Primary products | | 2087-P | 12/85 | 137.8 | 137.8 | 137.8 | 1.7 | 0 |
| Flavoring extracts, emulsions, and other liquid flavors | | 2087-1 | 12/85 | 109.7 | 109.6 | 109.4 | -2 | -2 |

See footnotes at end of table.

Table 5. Producer price indexes for the net output of selected industries and their products, not seasonally adjusted
—Continued

| Industry and product ¹ | Industry code | Product code | Index base | Index | | | Percent change to Sep. 1999 from — | |
|--|---------------|--------------|------------|-----------------------|------------------------|------------------------|------------------------------------|------------------|
| | | | | May 1999 ² | Aug. 1999 ² | Sep. 1999 ² | Sep. 1998 | Aug. 1999 |
| Flavoring extracts and syrups, nec—Continued | | | | | | | | |
| Natural or true extracts in containers of more than 8 ounces | | 2087-115 | 12/85 | 127.2 | 127.1 | 126.4 | 0.6 | -0.6 |
| Imitation or artificial extracts | | 2087-153 | 12/85 | 97.1 | 97.1 | 97.1 | -1.3 | 0 |
| Liquid beverage bases not for use by soft drink bottlers | | 2087-2 | 12/85 | 146.2 | 146.2 | 146.2 | .8 | 0 |
| Other liquid beverage bases not for use by soft drink bottlers | | 2087-221 | 06/94 | 105.4 | 105.4 | 105.4 | 1.2 | 0 |
| Liquid beverage bases for use by soft drink bottlers | | 2087-3 | 12/85 | 160.5 | 160.5 | 160.5 | 2.8 | 0 |
| Concentrates with no juice content | | 2087-353 | 06/94 | 108.6 | 108.6 | 108.6 | 2.9 | 0 |
| Other flavoring agents (except chocolate syrup) | | 2087-4 | 12/85 | 117.8 | 117.9 | 117.9 | .6 | 0 |
| Flavoring powders, tablets, and pastes for soft drinks | | 2087-435 | 12/85 | 116.0 | 116.0 | (³) | (³) | (³) |
| Other flavoring powders, tablets, and pastes, including dry mix cocktails | | 2087-437 | 12/85 | 145.8 | 146.2 | 146.2 | 1.0 | 0 |
| Fruit, crushed or whole, for fountain and ice cream use | | 2087-461 | 12/85 | 81.0 | 81.0 | 81.0 | .6 | 0 |
| Secondary products and miscellaneous receipts | | 2087-SM | | | | | | |
| Secondary products | | 2087-S | 12/85 | 98.9 | 98.8 | 98.8 | 1.1 | 0 |
| Miscellaneous food preparations and kindred products | 209 | | 12/84 | 135.8 | 136.1 | 136.2 | 1.4 | .1 |
| Canned and cured fish and seafoods | | | | | | | | |
| Primary products | 2091 | | 12/84 | 106.0 | 103.3 | 101.6 | -6.0 | -1.6 |
| Canned and cured fish and seafoods, incl. soup (except frozen) | | 2091-P | 12/84 | 108.6 | 106.0 | 103.9 | -6.6 | -2.0 |
| Canned fish and seafood (except frozen), including salmon, sardines and tuna | | 2091-1 | 12/84 | 108.6 | 106.0 | 103.9 | -6.6 | -2.0 |
| Canned seafood soups, stews, and chowders | | 2091-118 | 06/97 | 86.1 | 84.2 | 81.6 | -10.5 | -3.1 |
| Cured fish and seafoods | | 2091-131 | 02/85 | 93.9 | 90.6 | 90.5 | -.1 | -.1 |
| Secondary products and miscellaneous receipts | | 2091-161 | 06/97 | 103.2 | 101.0 | 101.2 | 2.8 | .2 |
| Miscellaneous receipts | | 2091-SM | | | | | | |
| Secondary products | | 2091-M | 06/97 | 99.4 | 93.4 | 93.4 | -6.5 | 0 |
| Secondary products | | 2091-S | 12/84 | 116.4 | 112.9 | 115.6 | 2.4 | 2.4 |
| Prepared fresh or frozen fish and seafoods | | | | | | | | |
| Primary products | 2092 | | 12/82 | 159.1 | 160.1 | 161.8 | 7.0 | 1.1 |
| Prepared fresh fish and other fresh seafood | | 2092-P | 12/82 | 162.5 | 163.7 | 165.7 | 7.5 | 1.2 |
| Frozen packaged fish, excluding shellfish | | 2092-2 | 12/82 | 190.6 | 185.1 | 194.3 | 3.1 | 5.0 |
| Groundfish (cod, cusk, haddock, hake, perch, pollock, whiting) | | 2092-3 | 12/82 | 164.3 | 167.2 | 167.2 | 5.0 | 0 |
| Groundfish, fillets and steaks | | 2092-31 | 06/89 | 150.1 | 155.3 | 154.4 | 10.3 | -6 |
| Groundfish, sticks, portions, and other cuts | | 2092-311 | 12/82 | 215.2 | 221.7 | 220.9 | 13.7 | -4 |
| Other frozen fish (salmon, flounder, halibut, etc.) | | 2092-315 | 12/82 | 176.4 | 183.4 | 182.0 | 7.1 | -8 |
| Frozen packaged shellfish | | 2092-32 | 06/89 | 99.3 | 99.4 | 99.9 | -.1 | .5 |
| Frozen shrimp | | 2092-5 | 12/96 | 122.0 | 123.3 | 124.8 | 9.3 | 1.2 |
| Other frozen shellfish, incl. crabs, lobster tails, oysters, and clams | | 2092-521 | 12/96 | 99.5 | 101.5 | 100.8 | -3.3 | -7 |
| Other frozen seafoods, incl. surimi, soups, chowders, crabcakes, etc. | | 2092-536 | 12/96 | 148.7 | 149.3 | 153.4 | 21.7 | 2.7 |
| Secondary products and miscellaneous receipts | | 2092-6 | 12/96 | 102.9 | 104.4 | 103.9 | 33.5 | -5 |
| Miscellaneous receipts | | 2092-SM | | | | | | |
| Secondary products | | 2092-M | 12/82 | 120.9 | 120.4 | 120.4 | 3.8 | 0 |
| Secondary products | | 2092-S | 12/82 | 104.6 | 104.3 | 103.9 | -.6 | -.4 |
| Coffee | | | | | | | | |
| Primary products | 2095 | | 06/81 | 146.7 | 147.3 | 145.2 | -1.0 | -1.4 |
| Whole bean and ground roasted coffee | | 2095-P | 06/81 | 139.1 | 139.1 | 137.0 | -2.6 | -1.5 |
| Whole bean, roasted coffee | | 2095-1 | 06/81 | 139.1 | 139.1 | 136.7 | -3.0 | -1.7 |
| Gourmet whole bean, roasted coffee | | 2095-111 | 06/81 | 168.7 | 168.5 | 168.6 | -6.0 | .1 |
| Commercial whole bean, roasted coffee | | 2095-11111 | 12/94 | 100.5 | 100.3 | 100.5 | -6.1 | .2 |
| Ground, roasted coffee, including extended yield | | 2095-11112 | 12/94 | 93.3 | 93.4 | 93.2 | -4.6 | -2 |
| Concentrated (instant) coffee | | 2095-116 | 06/81 | 135.9 | 135.9 | 133.1 | -2.6 | -2.1 |
| Secondary products and miscellaneous receipts | | 2095-2 | 06/81 | 137.9 | 137.9 | 137.9 | 0 | 0 |
| Secondary products | | 2095-SM | | | | | | |
| Secondary products | | 2095-S | 06/81 | 251.7 | 259.4 | 257.4 | 12.1 | -.8 |
| Potato and corn chips, and similar snacks | | | | | | | | |
| Primary products | 2096 | | 06/91 | 112.4 | 112.6 | 112.7 | 1.0 | .1 |
| Potato chips and sticks | | 2096-P | 12/85 | 129.2 | 129.3 | 129.6 | 1.1 | .2 |
| Potato chips | | 2096-1 | 12/85 | 125.8 | 126.0 | 127.1 | 2.3 | .9 |
| Plain | | 2096-111 | 06/91 | 106.0 | 106.2 | 107.1 | 2.3 | .8 |
| Flavored potato chips | | 2096-11112 | 06/91 | 109.4 | 109.5 | 110.3 | 2.6 | .7 |
| Corn chips, curls and related products | | 2096-11114 | 06/91 | 97.3 | 97.7 | 98.9 | 1.4 | 1.2 |
| Corn and tortilla chips | | 2096-2 | 12/85 | 122.5 | 122.6 | 122.0 | .2 | -.5 |
| Corn chips | | 2096-21 | 06/91 | 115.3 | 115.4 | 114.6 | 1.1 | -.7 |
| Curls and related products | | 2096-212 | 06/91 | 116.6 | 116.6 | (³) | (³) | (³) |
| Other chips, sticks, etc. | | 2096-299 | 06/91 | 101.2 | (³) | 101.2 | -2.9 | (³) |
| Popped popcorn (except candied) | | 2096-3 | 12/85 | 164.1 | 164.1 | 164.1 | .1 | 0 |
| Pork rinds | | 2096-311 | 06/91 | 149.6 | (³) | 149.6 | 0 | (³) |
| Other chips, sticks, etc. | | 2096-312 | 06/91 | 97.9 | 97.9 | (³) | (³) | (³) |
| Secondary products and miscellaneous receipts | | 2096-399 | 06/91 | 102.2 | 102.7 | 102.7 | .5 | 0 |
| Miscellaneous receipts | | 2096-SM | | | | | | |
| Secondary products | | 2096-M | 06/91 | 114.1 | 114.1 | 114.1 | .3 | 0 |
| Secondary products | | 2096-S | 06/91 | 108.5 | 108.5 | 108.5 | -1.2 | 0 |
| Manufactured ice | | | | | | | | |
| Primary products | 2097 | | 12/85 | 133.4 | 133.6 | 133.5 | 1.3 | -.1 |
| Can or block ice | | 2097-P | 12/85 | 125.5 | 125.7 | 125.6 | 1.4 | -.1 |
| Cubed, crushed, or other processed ice | | 2097-1 | 12/85 | (³) | (³) | (³) | (³) | (³) |
| | | 2097-2 | 12/85 | 115.8 | 116.0 | 115.9 | .9 | -.1 |

See footnotes at end of table.

Table 5. Producer price indexes for the net output of selected industries and their products, not seasonally adjusted
—Continued

| Industry and product ¹ | Industry code | Product code | Index base | Index | | | Percent change to Sep. 1999 from — | |
|---|---------------|--------------|------------|-----------------------|------------------------|------------------------|------------------------------------|------------------|
| | | | | May 1999 ² | Aug. 1999 ² | Sep. 1999 ² | Sep. 1998 | Aug. 1999 |
| Macaroni, spaghetti, and noodles | 2098 | | 06/85 | 122.1 | 122.1 | 122.2 | -0.7 | 0.1 |
| Primary products | | 2098-P | 06/85 | 122.4 | 122.4 | 122.4 | -7 | 0 |
| Macaroni, spaghetti, vermicelli, etc. (without egg) | | 2098-1 | 06/85 | 122.8 | 122.8 | 122.8 | -9 | 0 |
| Noodle products, etc. (with egg) | | 2098-2 | 06/85 | 122.3 | 122.3 | 122.3 | 2 | 0 |
| Secondary products and miscellaneous receipts | | 2098-SM | | | | | | |
| Miscellaneous receipts | | 2098-M | 12/93 | 104.9 | (⁹) | 104.9 | -1.8 | (⁹) |
| Secondary products | | 2098-S | 06/85 | 107.9 | 107.9 | 107.9 | 1.3 | 0 |
| Food preparations, n.e.c. | 2099 | | 12/85 | 128.6 | 128.7 | 129.3 | .7 | .5 |
| Primary products | | 2099-P | 12/85 | 129.2 | 129.4 | 130.0 | .9 | .5 |
| Perishable prepared foods (sold in bulk or packages, not frozen) | | 2099-A | 12/85 | 139.8 | 140.2 | 140.0 | .4 | -1 |
| Tortillas, tamales, and other Mexican food specialties | | 2099-A41 | 06/91 | 114.1 | 114.0 | 114.0 | -3 | 0 |
| All other perishable prepared foods | | 2099-A99 | 06/98 | 101.2 | 101.6 | 101.4 | .9 | -2 |
| Spices | | 2099-E | 12/85 | 174.8 | 174.5 | 175.2 | 1.6 | .4 |
| Peanut butter | | 2099-F | 12/85 | 123.0 | 123.0 | 123.0 | 2 | 0 |
| Macaroni and noodle products, pwoi | | 2099-H | 06/98 | 100.3 | 100.3 | 100.3 | .3 | 0 |
| Desserts (ready-to-mix) | | 2099-1 | 12/85 | 132.0 | 132.0 | 132.0 | 0 | 0 |
| Baking powder and yeast | | 2099-4 | 06/98 | 100.0 | 103.3 | 104.4 | 4.4 | 1.1 |
| Tea in consumer packages | | 2099-5 | 12/85 | 102.1 | 102.1 | 102.4 | .4 | .3 |
| Cider and vinegar | | 2099-6 | 12/85 | 105.0 | 105.0 | 105.0 | 0 | 0 |
| Dry mix preparations | | 2099-7 | 06/91 | 105.8 | 106.1 | 108.6 | 2.3 | 2.4 |
| Other food preparations, n.e.c. | | 2099-9 | 12/85 | 140.7 | 140.0 | 139.9 | -6 | -1 |
| Secondary products and miscellaneous receipts | | 2099-SM | | | | | | |
| Miscellaneous receipts | | 2099-M | 06/98 | 100.4 | 100.4 | 100.4 | -1 | 0 |
| Secondary products | | 2099-S | 12/85 | 126.2 | 126.0 | 126.1 | -1.1 | .1 |
| Tobacco manufactures | 21 | | 12/84 | 316.1 | 316.4 | 344.4 | 39.4 | 8.8 |
| Cigarettes | 211 | | 12/82 | 345.7 | 346.0 | 378.5 | 42.7 | 9.4 |
| Cigarettes | 2111 | | 12/82 | 345.7 | 346.0 | 378.5 | 42.7 | 9.4 |
| Primary products | | 2111-P | 12/82 | 353.7 | 354.0 | 387.8 | 43.5 | 9.5 |
| Filter tip | | 2111-1 | 12/82 | 345.7 | 346.1 | 378.9 | 43.3 | 9.5 |
| 81 to 95 mm long | | 2111-116 | 12/82 | 342.3 | 342.9 | 375.3 | 42.8 | 9.4 |
| Greater than 95 mm | | 2111-118 | 12/82 | 340.0 | 340.0 | 371.4 | 42.1 | 9.2 |
| Cigars | 212 | | 12/82 | 253.6 | 260.5 | 260.5 | 6.2 | 0 |
| Cigars | 2121 | | 12/82 | 253.6 | 260.5 | 260.5 | 6.2 | .0 |
| Primary products | | 2121-P | 12/82 | 239.8 | 247.6 | 247.6 | 7.5 | 0 |
| Cigars | | 2121-4 | 12/82 | 239.8 | 247.6 | 247.6 | 7.5 | 0 |
| Secondary products and miscellaneous receipts | | 2121-SM | | | | | | |
| Chewing and smoking tobacco and snuff | 213 | | 12/82 | 300.0 | 300.0 | 310.3 | 10.4 | 3.4 |
| Chewing and smoking tobacco and snuff | 2131 | | 12/82 | 300.0 | 300.0 | 310.3 | 10.4 | 3.4 |
| Primary products | | 2131-P | 12/82 | 305.5 | 305.5 | 316.9 | 11.0 | 3.7 |
| Chewing and smoking tobacco and snuff | | 2131-1 | 12/82 | 305.5 | 305.5 | 316.9 | 11.0 | 3.7 |
| Loose leaf chewing tobacco | | 2131-013 | 12/82 | 268.5 | 268.5 | 268.5 | 3.4 | 0 |
| Snuff, dry and moist | | 2131-015 | 12/82 | 379.0 | 379.0 | 399.4 | 14.9 | 5.4 |
| All other chewing and smoking tobacco and snuff | | 2131-019 | 06/99 | (⁹) | 100.0 | 104.1 | (⁹) | 4.1 |
| Secondary products and miscellaneous receipts | | 2131-SM | | | | | | |
| Tobacco stemming and redrying | 214 | | 06/84 | 104.4 | 104.4 | 104.9 | 2.5 | .5 |
| Tobacco stemming and redrying | 2141 | | 06/84 | 104.4 | 104.4 | 104.9 | 2.5 | .5 |
| Primary products | | 2141-P | 06/84 | 100.3 | 100.3 | 100.8 | 2.9 | .5 |
| Unstemmed leaf tobacco redried before packing, incl. interplant transfers | | 2141-1 | 06/84 | 129.0 | (⁹) | (⁹) | (⁹) | (⁹) |
| Tobacco, stemmed | | 2141-2 | 06/84 | (⁹) | 93.9 | 94.5 | (⁹) | .6 |
| Secondary products and miscellaneous receipts | | 2141-SM | 11/84 | (⁹) | (⁹) | (⁹) | (⁹) | (⁹) |
| Miscellaneous receipts | | 2141-M | 11/84 | 128.1 | (⁹) | (⁹) | (⁹) | (⁹) |
| Textile mill products | 22 | | 12/84 | 116.4 | 115.7 | 115.9 | -2.0 | .2 |
| Cotton broadwoven fabric | 221 | | 12/80 | 115.1 | 111.7 | 112.9 | -3.3 | 1.1 |
| Cotton broadwoven fabric | 2211 | | 12/80 | 115.1 | 111.7 | 112.9 | -3.3 | 1.1 |
| Primary products | | 2211-P | 12/80 | 116.6 | 112.9 | 114.5 | -3.3 | 1.4 |
| Gray cotton broadwoven fabric | | 2211-A | 12/80 | 111.5 | 106.2 | 108.1 | -5.0 | 1.8 |
| Plain weave, except pile | | 2211-A1 | 06/87 | 110.1 | 109.2 | 108.9 | -4.5 | -3 |
| Twill weave, except pile | | 2211-A2 | 06/87 | 106.6 | 96.2 | 95.6 | -10.7 | -6 |
| Finished cotton broadwoven fabric | | 2211-B | 12/80 | 107.0 | 105.4 | 106.3 | -3.1 | .9 |
| Secondary products and miscellaneous receipts | | 2211-SM | | | | | | |
| Secondary products | | 2211-S | 12/80 | 106.5 | 105.1 | 103.4 | -3.3 | -1.6 |
| Synthetic fiber and silk broadwoven fabric | 222 | | 06/81 | 109.6 | 107.2 | 107.0 | -6.1 | -2 |
| Manmade fiber and silk broadwoven fabric | 2221 | | 06/81 | 109.6 | 107.2 | 107.0 | -6.1 | -2 |

See footnotes at end of table.

Table 5. Producer price indexes for the net output of selected industries and their products, not seasonally adjusted—Continued

| Industry and product ¹ | Industry code | Product code | Index base | Index | | | Percent change to Sep. 1999 from — | |
|--|---------------|--------------|------------|-----------------------|------------------------|------------------------|------------------------------------|------------------|
| | | | | May 1999 ² | Aug. 1999 ² | Sep. 1999 ² | Sep. 1998 | Aug. 1999 |
| Manmade fiber and silk broadwoven fabric—Continued | | | | | | | | |
| Primary products | | 2221-P | 06/81 | 108.4 | 105.8 | 105.7 | -6.5 | -0.1 |
| Grey fabrics | | 2221-1 | 06/81 | 105.3 | 102.0 | 101.8 | -8.5 | -2 |
| 85% or more filament yarn fabrics | | 2221-11 | 06/81 | 119.9 | 114.8 | 114.5 | -7.0 | -3 |
| Chiefly other filaments | | 2221-112 | 06/81 | 114.4 | 109.2 | 109.2 | -8.3 | 0 |
| 85% or more spun yarn fabrics (exc. wool blends, silk fabrics, and pile) | | 2221-139 | 06/81 | 96.2 | 94.5 | 93.9 | -7.9 | -6 |
| Plain weaves | | 2221-1391 | 06/87 | 89.2 | 87.4 | 86.8 | -9.9 | -7 |
| Printcloth | | 2221-13911 | 06/87 | 91.4 | 90.3 | 87.9 | -18.4 | -2.7 |
| Other plainweaves | | 2221-13912 | 12/94 | 91.3 | 89.1 | 89.0 | -7.1 | -1 |
| Twill weaves | | 2221-1392 | 06/87 | 99.2 | 97.4 | 96.5 | .3 | -9 |
| Spun/filament yarn combinations, each less than 85% (exc. wool blends, silk fabrics, and pile) | | 2221-16 | 04/85 | 95.4 | 92.2 | 93.4 | -16.1 | 1.3 |
| Other combination fabrics | | 2221-163 | 12/94 | 82.7 | 79.7 | 80.9 | -15.5 | 1.5 |
| Finished fabric (finished in weaving mills) | | 2221-2 | 06/81 | 136.4 | 136.6 | 136.7 | 1.5 | .1 |
| Fabricated man-made fiber and silk textile products (made in weaving mills) | | 2221-3 | 06/81 | 119.8 | (³) | 119.8 | 0 | (³) |
| Secondary products and miscellaneous receipts | | 2221-SM | | | | | | |
| Secondary products | | 2221-S | 06/81 | 118.1 | 117.3 | 116.5 | -2.6 | -7 |
| Cotton broadwoven fabrics | | 2211-S | 06/87 | 112.9 | 111.6 | 110.5 | -4.2 | -1.0 |
| Wool weaving and finishing | 223 | | 06/85 | 112.5 | 112.9 | 112.9 | -2.1 | 0 |
| Wool weaving and finishing | 2231 | | 06/85 | 112.5 | 112.9 | 113.0 | -2.0 | .1 |
| Primary products | | 2231-P | 06/85 | 107.3 | 107.8 | 107.8 | -2.4 | 0 |
| Finished wool fabrics | | 2231-A | 06/85 | 108.4 | 109.0 | 109.0 | -2.7 | 0 |
| Finished wool apparel fabrics | | 2231-3 | 06/85 | 104.3 | 103.4 | 103.5 | -2.2 | .1 |
| Worsted | | 2231-314 | 06/85 | 111.4 | (³) | 111.4 | -2.4 | (³) |
| Woolen | | 2231-316 | 06/85 | 104.5 | 102.1 | 102.4 | -2.1 | .3 |
| Finished wool non-apparel fabrics and felts | | 2231-411 | 06/85 | 122.9 | 135.1 | 134.6 | -4.8 | -4 |
| Secondary products and miscellaneous receipts | | 2231-SM | | | | | | |
| Narrow fabric mills | 224 | | 06/84 | 124.2 | 124.2 | 124.2 | .2 | 0 |
| Narrow fabric mills | 2241 | | 06/84 | 124.2 | 124.2 | 124.2 | .2 | 0 |
| Primary products | | 2241-P | 06/84 | 124.9 | 124.9 | 124.9 | .3 | 0 |
| Woven narrow fabric | | 2241-1 | 06/84 | 120.8 | 120.8 | 120.8 | .4 | 0 |
| Elastic | | 2241-11 | 06/84 | 128.3 | 128.3 | 128.3 | 1.1 | .0 |
| Corset and allied lines | | 2241-112 | 06/84 | 122.4 | 122.4 | 122.4 | 3.6 | 0 |
| Underwear | | 2241-113 | 06/91 | 112.0 | 112.0 | 112.0 | -1.0 | 0 |
| Other apparel | | 2241-114 | 06/84 | 143.0 | 143.0 | 143.0 | 0 | 0 |
| Nonelastic | | 2241-12 | 06/84 | 116.9 | 116.9 | 116.9 | .2 | 0 |
| Woven edge ribbons | | 2241-121 | 06/84 | 101.9 | 101.9 | 101.9 | 0 | 0 |
| Woven labels | | 2241-123 | 06/84 | 123.6 | 123.6 | 123.6 | 0 | 0 |
| Tapes (wt. less than 15 oz./sq. yd.) | | 2241-125 | 06/84 | 116.3 | 116.3 | 116.3 | .1 | 0 |
| All other tape | | 2241-12556 | 06/84 | 104.6 | 104.6 | 104.6 | 0 | 0 |
| Webbing (wt. 15 oz./sq. yd. or more) | | 2241-127 | 06/84 | 127.2 | 127.2 | 127.2 | 0 | 0 |
| All other webbing | | 2241-12739 | 06/84 | 131.9 | 131.9 | 131.9 | 0 | 0 |
| All other nonelastic | | 2241-129 | 06/84 | 113.7 | 113.7 | 113.7 | .6 | 0 |
| Braided narrow fabric | | 2241-4 | 06/84 | 139.4 | 141.5 | 141.4 | 1.9 | -1 |
| Nonelastic braids | | 2241-422 | 06/84 | 135.0 | 135.4 | 135.3 | .9 | -1 |
| Other nonelastic braids | | 2241-42223 | 06/84 | 134.8 | 135.1 | 135.1 | 1.1 | 0 |
| Secondary products and miscellaneous receipts | | 2241-SM | | | | | | |
| Secondary products | | 2241-S | 06/84 | 116.3 | 116.0 | 116.0 | -.7 | 0 |
| Knitting mills | 225 | | 12/84 | 114.3 | 113.3 | 113.6 | -2.3 | .3 |
| Women's hosiery knit on 300 needles or more | 2251 | | 06/84 | 123.3 | 119.3 | 121.9 | -1.1 | 2.2 |
| Primary products | | 2251-P | 06/84 | 123.3 | 119.1 | 121.8 | -1.1 | 2.3 |
| Finished seamless hosiery | | 2251-3 | 06/84 | 124.1 | 119.8 | 122.6 | -1.0 | 2.3 |
| Stockings and knee-highs, knit on 300 needles or more | | 2251-321 | 06/84 | 121.5 | 121.5 | 121.5 | .5 | 0 |
| Knee-high | | 2251-32177 | 06/84 | 121.1 | 121.1 | 121.1 | 1.2 | 0 |
| Pantyhose | | 2251-351 | 06/84 | 124.7 | 119.5 | 123.0 | -1.3 | 2.9 |
| Under 30 denier, sheer | | 2251-35122 | 06/84 | 131.6 | 121.4 | 128.4 | -2.5 | 5.8 |
| Elastomer pantyhose | | 2251-3516 | 06/84 | 119.6 | 119.6 | 119.6 | .3 | 0 |
| Control top | | 2251-35161 | 06/84 | 129.9 | 129.9 | 129.9 | .4 | 0 |
| Leg support | | 2251-35162 | 06/84 | 110.4 | 110.4 | 110.4 | 0 | 0 |
| Secondary products and miscellaneous receipts | | 2251-SM | | | | | | |
| Secondary products | | 2251-S | | | | | | |
| Hosiery, n.e.c. | | 2252-S | 06/84 | 113.7 | 113.7 | 113.7 | -.1 | 0 |
| Hosiery, n.e.c. | 2252 | | 06/84 | 114.8 | 114.8 | 114.5 | -.9 | -.3 |
| Primary products | | 2252-P | 06/84 | 113.6 | 113.6 | 113.3 | -1.0 | -.3 |
| Men's finished hosiery | | 2252-22 | 06/84 | 119.2 | 119.4 | 119.8 | .5 | .3 |
| Anklet | | 2252-222 | 06/84 | 124.1 | 124.1 | 124.4 | .2 | .2 |
| Non-cushion | | 2252-2222 | 06/84 | 127.0 | 127.0 | 127.4 | .3 | .3 |
| Natural fibers | | 2252-22221 | 06/84 | 120.2 | 120.2 | 120.2 | .1 | 0 |
| Manmade fibers | | 2252-22227 | 06/84 | 130.1 | 130.1 | 130.7 | .4 | .5 |
| Mid-calf/crew | | 2252-223 | 06/84 | 120.5 | 120.3 | 121.3 | .8 | .8 |

See footnotes at end of table.

Table 5. Producer price indexes for the net output of selected industries and their products, not seasonally adjusted
—Continued

| Industry and product ¹ | Industry code | Product code | Index base | Index | | | Percent change to Sep. 1999 from — | |
|---|---------------|--------------|------------|-----------------------|------------------------|------------------------|------------------------------------|------------------|
| | | | | May 1999 ² | Aug. 1999 ² | Sep. 1999 ² | Sep. 1998 | Aug. 1999 |
| Hosiery, n.e.c.—Continued | | | | | | | | |
| Cushion | | 2252-2231 | 06/84 | 116.8 | 116.5 | 116.5 | 0 | 0 |
| Natural fibers | | 2252-22311 | 06/84 | 109.9 | 109.3 | 109.3 | -1.4 | 0 |
| Non-cushion | | 2252-2232 | 06/84 | 126.6 | 126.6 | 128.7 | 1.8 | 1.7 |
| Natural fibers | | 2252-22321 | 06/84 | 128.7 | 128.7 | 129.9 | -.1 | .9 |
| Manmade fibers | | 2252-22327 | 06/84 | 126.0 | 126.0 | 128.8 | 3.2 | 2.2 |
| Knee-high | | 2252-224 | 06/84 | 105.4 | 106.9 | 106.9 | 1.6 | 0 |
| Cushion | | 2252-2241 | 06/84 | 100.8 | 102.7 | 102.7 | 2.1 | 0 |
| Natural fibers | | 2252-22411 | 06/84 | 111.9 | 111.9 | 111.9 | .5 | 0 |
| Non-cushion | | 2252-2242 | 06/84 | 124.7 | 124.7 | 124.7 | 0 | 0 |
| Natural fibers | | 2252-22421 | 06/84 | 133.1 | 133.1 | 133.1 | 0 | 0 |
| Other finished hosiery, knit on less than 300 needles, except women's stockings | | 2252-23 | 06/84 | 110.1 | 110.0 | 109.3 | -2.5 | -6 |
| Women's, girls' and boys' footsock | | 2252-231 | 06/84 | 100.5 | 100.5 | 100.5 | 0 | 0 |
| Women's, girls' and boys' ankle | | 2252-232 | 06/84 | 100.5 | 100.4 | 100.5 | -2.3 | .1 |
| Cushion | | 2252-2321 | 06/84 | 96.6 | 96.6 | 96.6 | 0 | 0 |
| Natural fibers | | 2252-23211 | 06/90 | 96.6 | 96.6 | 96.6 | 0 | 0 |
| Non-cushion | | 2252-2322 | 06/84 | 103.7 | 103.6 | 103.7 | -3.6 | -1 |
| Natural fibers | | 2252-23221 | 06/84 | 132.7 | 132.2 | 132.7 | -.1 | .4 |
| Manmade fibers | | 2252-23227 | 06/84 | 91.1 | 91.1 | 91.1 | -5.7 | 0 |
| Women's, girls', and boy's knee-high socks | | 2252-233 | 06/84 | 131.4 | 132.1 | 132.1 | -1.1 | 0 |
| Women's knee-high socks—manmade fibers | | 2252-2334 | 06/90 | 107.2 | 107.2 | 107.2 | -2.3 | 0 |
| Other women's, girls' and boys' finished hosiery, including leg warmers, waist-highs, etc. | | 2252-234 | 06/84 | 105.6 | 105.6 | 105.6 | .8 | 0 |
| Infants' and children's ankle | | 2252-235 | 06/84 | 107.6 | 106.7 | 103.0 | -5.2 | -3.5 |
| Natural fibers | | 2252-23511 | 06/84 | 107.7 | 106.8 | 103.1 | -2.5 | -3.5 |
| Unfinished hosiery, knit on less than 300 needles, except women's stockings | | 2252-24 | 06/84 | 102.9 | 102.9 | 100.8 | -2.0 | -2.0 |
| Men's unfinished hosiery | | 2252-242 | 06/84 | 105.8 | 105.8 | (³) | (³) | (³) |
| Other unfinished hosiery, knit on less than 300 needles, except women's stockings | | 2252-246 | 06/84 | 103.7 | 103.7 | 106.2 | 2.4 | 2.4 |
| Secondary products and miscellaneous receipts | | 2252-SM | | | | | | |
| Secondary products | | 2252-S | 06/84 | 117.7 | 117.7 | 117.7 | .9 | 0 |
| Knit outerwear | 2253 | | | | | | | |
| Primary products | | 2253-P | 12/84 | 117.4 | 115.3 | 115.6 | -2.8 | .3 |
| Men's and boys' sweaters and sweater vests | | 2253-A | 12/84 | 132.0 | 132.0 | 132.5 | .2 | .4 |
| Women's, misses' and juniors' sweaters and sweater vests | | 2253-B | 12/84 | 104.1 | 104.0 | 104.1 | -.8 | -1 |
| Men's and boys' knit shirts incl. sport shirts, sweatshirts, and t-shirts | | 2253-4 | 12/84 | 124.3 | 120.9 | 120.9 | -3.8 | 0 |
| Women's, misses' and juniors' knit shirts and blouses | | 2253-5 | 12/97 | 100.4 | 95.0 | 95.3 | -5.0 | .3 |
| Girls', children's and infants' sweaters and sweater vests | | 2253-6 | 12/84 | 131.9 | 131.9 | (³) | (³) | (³) |
| Girls', children's and infants' knit shirts and blouses | | 2253-7 | 12/97 | 100.0 | 102.1 | 95.0 | -3.4 | -7.0 |
| All other knit outerwear, n.e.c. | | 2253-8 | 12/84 | 108.8 | 104.9 | 107.4 | -5.0 | 2.4 |
| Secondary products and miscellaneous receipts | | 2253-SM | | | | | | |
| Secondary products | | 2253-S | 12/84 | 125.2 | 125.2 | 125.2 | -.5 | 0 |
| Secondary products | | 2253-SS | 12/97 | 103.6 | 103.6 | 103.6 | -.5 | 0 |
| Knit underwear and nightwear mills | 2254 | | | | | | | |
| Primary products | | 2254-P | 06/82 | 134.6 | 134.7 | 134.8 | -.7 | .1 |
| Men's and boys' knit underwear | | 2254-A | 06/82 | 130.9 | 130.9 | 130.9 | -3.1 | 0 |
| Men's and boys' undershirts, except thermal | | 2254-1 | 06/82 | 118.7 | 118.5 | 118.5 | -8.3 | 0 |
| Undershirts, except athletic types | | 2254-122 | 06/82 | 117.8 | 117.6 | 117.7 | -8.2 | .1 |
| Men's and boys' shorts and briefs | | 2254-4 | 06/82 | 111.2 | 111.3 | 111.3 | .1 | 0 |
| Shorts and briefs, except thermal underwear and union suits | | 2254-411 | 12/87 | 110.5 | 110.6 | 110.6 | .1 | 0 |
| Men's and boys' thermal underwear and union suits | | 2254-5 | 06/82 | 219.4 | (³) | (³) | (³) | (³) |
| Thermal underwear | | 2254-565 | 12/87 | 148.2 | (³) | (³) | (³) | (³) |
| Women's and children's underwear and nightwear | | 2254-C | 06/82 | 140.5 | 140.8 | 140.8 | 1.4 | 0 |
| Women's and children's underwear | | 2254-2 | 06/82 | 141.7 | 142.1 | 142.1 | 1.9 | 0 |
| Women's underwear | | 2254-21 | 06/82 | 144.0 | 144.6 | 144.6 | 2.3 | 0 |
| Panties | | 2254-213 | 09/82 | 143.8 | 144.5 | 144.5 | 2.8 | 0 |
| Secondary products and miscellaneous receipts | | 2254-SM | | | | | | |
| Secondary products | | 2254-SS | 12/95 | 101.0 | 101.0 | 101.0 | .3 | 0 |
| Circular knit fabric mills | 2257 | | | | | | | |
| Primary products | | 2257-P | 06/81 | 99.7 | 99.6 | 99.7 | -4.3 | .1 |
| Gray circular knit fabrics | | 2257-1 | 06/81 | 113.8 | 113.8 | 113.8 | -4.3 | 0 |
| Broad gray fabrics (more than 12 inches wide) | | 2257-122 | 12/94 | 106.1 | 106.1 | 106.1 | -4.3 | 0 |
| Finished circular knit fabrics | | 2257-3 | 12/94 | 89.5 | 89.4 | 89.4 | -4.8 | 0 |
| Knit and finished in the same establishment | | 2257-311 | 12/94 | 94.5 | 94.5 | 94.5 | -3.9 | 0 |
| Broad fabrics (more than 12 inches wide) | | 2257-31122 | 12/94 | 94.5 | 94.5 | 94.5 | -3.9 | 0 |
| Contract work on gray and finished circular knit fabric | | 2257-9 | 06/81 | 108.1 | 108.0 | 108.0 | -.4 | 0 |
| Contract finishing only | | 2257-921 | 12/94 | 96.1 | 96.2 | 96.2 | -.3 | 0 |
| Contract knitting only or knitting and finishing | | 2257-925 | 12/94 | 98.8 | 98.7 | 98.7 | -.4 | 0 |
| Lace and warp knit fabric mills | 2258 | | | | | | | |
| Primary products | | 2258-P | 06/81 | 123.5 | 123.6 | 123.8 | -.6 | .2 |
| Gray warp knit fabrics | | 2258-1 | 06/81 | 122.9 | 122.9 | 123.2 | -.6 | .2 |
| Lace and net goods (excluding raschel lace machine products) | | 2258-5 | 12/85 | 130.5 | 131.1 | 130.9 | -1.1 | -.2 |
| Finished warp knit fabrics (knit & finished, or purchased & finished) | | 2258-6 | 06/95 | 138.2 | 138.0 | 137.7 | -2.2 | -.2 |

See footnotes at end of table.

**Table 5. Producer price indexes for the net output of selected industries and their products, not seasonally adjusted
—Continued**

| Industry and product ¹ | Industry code | Product code | Index base | Index | | | Percent change to Sep. 1999 from — | |
|--|---------------|--------------|------------|-----------------------|------------------------|------------------------|------------------------------------|------------------|
| | | | | May 1999 ² | Aug. 1999 ² | Sep. 1999 ² | Sep. 1998 | Aug. 1999 |
| Lace and warp knit fabric mills—Continued | | | | | | | | |
| Contract or commission work for knitting, finishing, & dyeing (incl. lace goods) | | 2258-7 | 06/95 | 102.9 | 102.9 | 103.4 | 0.7 | 0.5 |
| Knitting mills n.e.c. | 2259 | | 12/85 | 116.4 | 116.4 | 116.4 | .4 | 0 |
| Primary products | | 2259-P | 12/85 | 114.9 | 114.9 | 114.9 | .6 | 0 |
| Knit gloves and mittens | | 2259-1 | 12/85 | 126.7 | 126.7 | 126.7 | 1.2 | 0 |
| Work, including fabric and leather or plastic combinations | | 2259-171 | 12/85 | 126.0 | 126.0 | 126.0 | 1.2 | 0 |
| Other knit end products | | 2259-2 | 12/85 | 106.7 | 106.7 | 106.7 | -1 | 0 |
| Other knit end products, n.e.c. | | 2259-298 | 12/85 | 106.7 | 106.7 | 106.7 | -1 | 0 |
| Dyeing and finishing textiles, except wool fabrics and knit goods | 226 | | 12/84 | 130.8 | 133.3 | 133.1 | 2.0 | -2 |
| Finished cotton broadwoven fabric | 2261 | | 06/84 | 135.2 | 143.0 | 143.1 | 5.8 | .1 |
| Primary products | | 2261-P | 06/84 | 134.7 | 144.6 | 144.6 | 7.4 | 0 |
| Non-commission finished fabric | | 2261-7 | 06/84 | 126.6 | 134.0 | 134.0 | 6.0 | 0 |
| Commission finishing | | 2261-9 | 06/84 | 151.6 | 167.6 | 167.6 | 10.6 | 0 |
| Secondary products and miscellaneous receipts | | 2261-SM | | | | | | |
| Secondary products | | 2261-S | 06/84 | 131.7 | 128.4 | 129.0 | -2.3 | .5 |
| Finished synthetic fiber and silk broadwoven fabric | 2262 | | 06/84 | 132.1 | 131.6 | 130.9 | -.5 | -.5 |
| Primary products | | 2262-P | 06/84 | 131.3 | 131.4 | 130.6 | -.4 | -.6 |
| Non-commission finished fabric | | 2262-8 | 06/84 | 135.5 | 135.4 | 135.2 | -.4 | -1.1 |
| Commission finishing | | 2262-9 | 06/84 | 124.9 | 125.0 | 123.5 | -1.4 | -1.2 |
| Secondary products and miscellaneous receipts | | 2262-SM | | | | | | |
| Secondary products | | 2262-S | 06/84 | 135.8 | 133.2 | 133.2 | -.6 | 0 |
| Finished yarn, raw stock, braided goods and narrow fabric, except knits and wool | 2269 | | 06/83 | 131.3 | 131.2 | 131.2 | -.3 | 0 |
| Primary products | | 2269-P | 06/83 | 134.2 | 134.0 | 134.0 | -.4 | 0 |
| Dyed yarn | | 2269-8 | 12/94 | 107.2 | 107.2 | 107.2 | -.3 | 0 |
| Carded cotton | | 2269-821 | 12/94 | 103.3 | 103.3 | 103.3 | -.6 | 0 |
| Combed cotton | | 2269-823 | 12/94 | 101.6 | 101.6 | 101.6 | -.6 | 0 |
| Polyester blends with cotton | | 2269-832 | 12/94 | 100.0 | 100.0 | 100.0 | 0 | 0 |
| All other polyester | | 2269-833 | 12/94 | 103.0 | 103.0 | 103.0 | -.8 | 0 |
| Other manmade fiber and silk yarn | | 2269-834 | 12/94 | 107.0 | 107.0 | 107.0 | .1 | .0 |
| Finished braided or woven narrow fabrics | | 2269-971 | 12/94 | 100.2 | 100.2 | (³) | (³) | (³) |
| Secondary products and miscellaneous receipts | | 2269-SM | | | | | | |
| Floor covering mills | 227 | | 12/84 | 114.9 | 115.2 | 115.3 | -.7 | .1 |
| Carpet and rugs | 2273 | | 06/90 | 105.2 | 105.4 | 105.5 | -.8 | .1 |
| Primary products | | 2273-P | 06/90 | 105.0 | 105.2 | 105.3 | -.8 | .1 |
| Woven carpet and rugs | | 2273-1 | 06/85 | 144.7 | 145.1 | 145.8 | 1.5 | .5 |
| Tufted carpet and rugs | | 2273-2 | 12/79 | 145.0 | 145.3 | 145.4 | -.8 | .1 |
| Nylon | | 2273-215 | 12/79 | 153.3 | 153.6 | 154.3 | -.6 | .5 |
| Polypropylene | | 2273-217 | 12/98 | 98.0 | 93.6 | 99.9 | (³) | 6.7 |
| Polyester and other carpet and rugs | | 2273-219 | 12/98 | 98.9 | 104.0 | 96.3 | (³) | -7.4 |
| Other carpet and rugs | | 2273-3 | 06/85 | 121.5 | 121.5 | 121.5 | 1.3 | 0 |
| Secondary products and miscellaneous receipts | | 2273-SM | | | | | | |
| Miscellaneous receipts | | 2273-M | 06/90 | 112.8 | 112.8 | 112.8 | (³) | 0 |
| Resales | | 2273-Z89 | 06/90 | 134.4 | (³) | 134.4 | (³) | (³) |
| Yarn and thread mills | 228 | | 12/84 | 106.8 | 106.1 | 105.9 | -5.3 | -2 |
| Spun yarn | 2281 | | 12/82 | 97.1 | 96.1 | 95.9 | -6.3 | -2 |
| Primary products | | 2281-P | 12/82 | 96.8 | 95.8 | 95.6 | -6.5 | -2 |
| Carded cotton yarns | | 2281-1 | 12/82 | 87.3 | 84.2 | 83.4 | -12.8 | -1.0 |
| Spun, gray | | 2281-11 | 12/96 | 89.5 | 86.3 | 85.5 | -12.8 | -.9 |
| Combed cotton yarns | | 2281-2 | 12/82 | 102.3 | 100.1 | 101.0 | -3.5 | .9 |
| Spun, gray | | 2281-21 | 12/96 | 91.0 | 89.1 | 89.9 | -3.4 | .9 |
| Rayon and/or acetate spun yarns | | 2281-3 | 12/82 | 123.9 | 123.9 | 123.9 | -1.7 | 0 |
| Spun, gray | | 2281-31 | 12/96 | 100.4 | 100.4 | 100.4 | -1.6 | 0 |
| Spun noncellulosic fiber and silk yarns | | 2281-7 | 12/96 | 91.3 | 92.0 | 92.1 | -3.2 | .1 |
| Polyester spun yarn | | 2281-71 | 12/96 | 90.4 | 90.4 | 90.4 | -5.1 | 0 |
| Spun, gray | | 2281-711 | 12/96 | 87.8 | 87.8 | 87.8 | -5.7 | 0 |
| All other spun noncellulosic fiber and silk yarns | | 2281-72 | 12/96 | 92.1 | 93.4 | 93.5 | -1.5 | .1 |
| Spun, gray | | 2281-721 | 12/96 | 91.3 | 92.7 | 92.8 | -1.1 | .1 |
| Spun and finished in the same plant | | 2281-722 | 12/96 | 94.0 | 95.0 | 95.0 | -2.3 | 0 |
| Wool yarns | | 2281-8 | 12/96 | 102.4 | 101.9 | 101.1 | -2.0 | -.8 |
| Wool carpet yarns | | 2281-82 | 12/96 | 85.8 | 82.8 | 82.1 | -10.1 | -.8 |
| Secondary products and miscellaneous receipts | | 2281-SM | | | | | | |
| Secondary products | | 2281-S | 12/82 | 103.9 | 104.5 | 104.5 | -.3 | 0 |
| Texturing, throwing, and winding mill products: cotton, manmade fibers, silk, and wool | 2282 | | 12/82 | 130.6 | 130.5 | 130.0 | -4.8 | -.4 |
| Primary products | | 2282-P | 12/82 | 131.1 | 130.9 | 130.9 | -4.5 | 0 |
| Rebound, plied, and novelty yarns, including wool (not spun or thrown at same est.) | | 2282-2 | 12/82 | 121.7 | 119.0 | 119.0 | -2.9 | 0 |

See footnotes at end of table.

**Table 5. Producer price indexes for the net output of selected industries and their products, not seasonally adjusted
—Continued**

| Industry and product ¹ | Industry code | Product code | Index base | Index | | | Percent change to Sep. 1999 from — | |
|---|---------------|--------------|------------|-----------------------|------------------------|------------------------|------------------------------------|-----------|
| | | | | May 1999 ² | Aug. 1999 ² | Sep. 1999 ² | Sep. 1998 | Aug. 1999 |
| Texturing, throwing, and winding mill products: cotton, manmade fibers, silk, and wool—Continued | | | | | | | | |
| Thrown filament yarns, except textured | | 2282-3 | 12/82 | 136.4 | (9) | (9) | (9) | (9) |
| Nylon yarns | | 2282-35 | 12/96 | (9) | (9) | (9) | (9) | (9) |
| Polyester yarns | | 2282-36 | 12/96 | (9) | (9) | (9) | (9) | (9) |
| Textured, bulked, or crimped filament yarn (made from purchased yarn) | | 2282-5 | 12/82 | 133.6 | 133.5 | 133.5 | -5.0 | 0 |
| Commission texturing, throwing, plying, etc. of yarns | | 2282-9 | 12/82 | 116.1 | 116.1 | 116.1 | 0 | 0 |
| Commission texturing or throwing of filament yarns | | 2282-911 | 12/82 | 118.1 | 118.1 | (9) | (9) | (9) |
| Thread mills | | | | | | | | |
| Thread mills | 2284 | | 06/84 | 148.3 | 148.3 | 148.3 | .5 | 0 |
| Primary products | | 2284-P | 06/84 | 147.1 | 147.1 | 147.1 | .4 | 0 |
| Finished thread for use in the home | | 2284-1 | | | | | | |
| Finished thread for industrial or manufacturers' use | | 2284-2 | 06/84 | 153.1 | 153.1 | 153.1 | .5 | 0 |
| Cotton thread, including industrial weight goods and braided | | 2284-213 | 06/84 | 151.7 | (9) | (9) | (9) | (9) |
| Manmade fiber thread and other thread | | 2284-225 | 06/84 | 148.8 | 148.8 | 148.8 | .5 | 0 |
| Secondary products and miscellaneous receipts | | 2284-SM | | | | | | |

See footnotes at end of table.

Table 5. Producer price indexes for the net output of selected industries and their products, not seasonally adjusted
—Continued

| Industry and product ¹ | Industry code | Product code | Index base | Index | | | Percent change to Sep. 1999 from — | |
|--|---------------|--------------|------------|-----------------------|------------------------|------------------------|------------------------------------|------------------|
| | | | | May 1999 ² | Aug. 1999 ² | Sep. 1999 ² | Sep. 1998 | Aug. 1999 |
| Miscellaneous textile goods | 229 | | 12/84 | 123.5 | 122.8 | 123.0 | -1.4 | 0.2 |
| Coated fabrics, not rubberized | 2295 | | 06/85 | 135.0 | 135.1 | 135.3 | 1.0 | .1 |
| Primary products | | 2295-P | 06/85 | 133.4 | 133.7 | 134.0 | 1.4 | .2 |
| Vinyl coated or laminated fabric | | 2295-2 | 06/85 | 130.6 | 130.6 | 130.5 | 1.1 | -.1 |
| Lightweight fabric, 10 oz. & under/sq yd finished wt | | 2295-211 | 06/85 | 116.8 | 116.8 | 116.3 | -7.1 | -4.4 |
| Nonwoven fabric base | | 2295-21117 | 06/85 | 128.4 | 128.4 | 128.4 | 0 | 0 |
| Mediumweight fabric, over 10 oz. to 16 oz./sq. yd. finished wt | | 2295-222 | 06/85 | 131.7 | 131.7 | 131.7 | 1.7 | 0 |
| Heavyweight fabric, over 16 oz./sq. yd finished wt | | 2295-233 | 06/85 | 134.2 | 134.2 | 134.2 | 1.8 | 0 |
| Woven fabric base | | 2295-23332 | 06/85 | 133.7 | 133.7 | 133.7 | 2.8 | 0 |
| Knitted fabric base | | 2295-23334 | 06/85 | 130.3 | 130.3 | 130.3 | 0 | 0 |
| Polyurethane & other coated & laminated fabric | | 2295-3 | 06/85 | 137.4 | 138.0 | 138.8 | 1.8 | .6 |
| Polyurethane coated or laminated fabric | | 2295-315 | 06/85 | 153.8 | 153.8 | (³) | (³) | (³) |
| Other coated or laminated fabric | | 2295-322 | 06/85 | 134.2 | 134.8 | 135.7 | 2.3 | .7 |
| Lightweight fabric, 10 oz. & under/sq yd. finished wt | | 2295-3222 | 06/85 | 139.8 | 141.7 | 144.5 | 6.9 | 2.0 |
| Woven fabric base | | 2295-32222 | 06/85 | 146.7 | 149.2 | 152.8 | 8.4 | 2.4 |
| Knitted or nonwoven fabric base | | 2295-32225 | 12/91 | 124.6 | 124.6 | 124.6 | -2 | 0 |
| Mediumweight fabric, over 10 oz. to 16 oz./sq. yd. finished wt | | 2295-3223 | 06/85 | 127.6 | (³) | 127.6 | 0 | (³) |
| Plastic coated yarn (from purchased yarn) | | 2295-4 | | | | | | |
| Secondary products and miscellaneous receipts | | 2295-SM | | | | | | |
| Secondary products | | 2295-S | 06/85 | 126.5 | 125.6 | 125.3 | -9 | -2 |
| Tire cord and fabric | 2296 | | 06/84 | 106.2 | 104.7 | 104.7 | -6.7 | 0 |
| Primary products | | 2296-P | 06/84 | 105.2 | 103.6 | 103.6 | -6.9 | 0 |
| Tire cord and fabric | | 2296-1 | 06/84 | 105.2 | 103.6 | 103.6 | -6.9 | 0 |
| Nylon tire cord and fabric | | 2296-122 | 06/84 | 102.3 | 102.3 | 102.3 | -9.9 | 0 |
| Polyester tire cord and fabric | | 2296-133 | 06/84 | 106.2 | 105.2 | 105.2 | -4.4 | 0 |
| Nonwoven fabrics and related products | 2297 | | 12/85 | 124.5 | 124.1 | 124.0 | -1.1 | -.1 |
| Primary products | | 2297-P | 12/85 | 125.6 | 125.1 | 125.0 | -1.3 | -.1 |
| Nonwoven fabrics | | 2297-1 | 12/85 | 126.7 | 126.3 | 126.1 | -1.5 | -.2 |
| Laminated and wet laid | | 2297-12 | 12/85 | 153.4 | (³) | 153.0 | -1.3 | (³) |
| Over 2.5 ounces per square yard | | 2297-125 | 06/91 | 95.0 | (³) | (³) | (³) | (³) |
| Spun bonded, dry laid, and others | | 2297-13 | 12/85 | 114.6 | 114.1 | 114.0 | -1.5 | -.1 |
| Under 0.8 ounces per square yard | | 2297-131 | 12/85 | 104.0 | 104.0 | 104.0 | .2 | 0 |
| 0.8 ounces to 1.5 ounces per square yard | | 2297-133 | 12/85 | 116.7 | 116.7 | 116.7 | -1.0 | 0 |
| Over 1.5 ounces per square yard | | 2297-135 | 12/85 | 124.7 | 123.4 | 123.1 | -2.9 | -.2 |
| Fabricated nonwoven products | | 2297-2 | 01/86 | 124.1 | 123.4 | 123.4 | -9 | 0 |
| Cordage and twine | 2298 | | 06/85 | 153.2 | 150.2 | 152.3 | -2.0 | 1.4 |
| Primary products | | 2298-P | 06/85 | 156.3 | 152.8 | 155.3 | -2.3 | 1.6 |
| Soft fiber cordage and twine, except cotton | | 2298-2 | 06/85 | 129.8 | 126.3 | 128.8 | -2.4 | 2.0 |
| Manmade fiber cordage and twine | | 2298-2A | 06/85 | 131.6 | 128.1 | 130.6 | -2.4 | 2.0 |
| Fish line, fish net, and fish netting (made in this establishment) | | 2298-207 | 06/85 | 193.7 | 193.7 | 193.7 | 0 | 0 |
| Rope | | 2298-208 | 06/85 | 118.2 | 111.2 | 116.2 | -5.0 | 4.5 |
| All other manmade fiber cordage and twine, incl. agriculture and industrial | | 2298-213 | 12/92 | 98.8 | 98.0 | 98.5 | -.8 | .5 |
| Cotton cordage and twine | | 2298-3 | 06/85 | 111.1 | 111.2 | 111.2 | -1.4 | 0 |
| Braided cord | | 2298-311 | 12/92 | 87.0 | 87.3 | 87.3 | .3 | 0 |
| Wrapping, seine, and other twine | | 2298-325 | 11/85 | 110.5 | (³) | 110.5 | -3.8 | (³) |
| Secondary products and miscellaneous receipts | | 2298-SM | | | | | | |
| Secondary products | | 2298-S | 06/85 | 127.3 | 127.3 | 127.3 | 0 | 0 |
| Textile goods, n.e.c. | 2299 | | 06/85 | 114.4 | 114.0 | 113.8 | -1.1 | -.2 |
| Primary products | | 2299-P | 06/85 | 114.6 | 114.2 | 114.2 | -1.1 | 0 |
| Felt goods, except woven felt and hats | | 2299-1 | 12/85 | 118.8 | 118.8 | 118.8 | 0 | 0 |
| Punched or needled felts | | 2299-12 | 12/85 | 106.8 | 106.8 | 106.8 | 0 | 0 |
| Wool felts and man-made fiber felts | | 2299-124 | 12/85 | 106.5 | 106.5 | 106.5 | -.1 | 0 |
| Scouring and combing mill products | | 2299-3 | 06/85 | 99.8 | 98.9 | 98.9 | -4.4 | 0 |
| Processed textile waste | | 2299-4 | 12/85 | 153.5 | 150.9 | 150.9 | -3.5 | 0 |
| Recovered fibers, processed mill waste, and related products | | 2299-41 | 12/85 | 153.5 | 150.9 | 150.9 | -3.5 | 0 |
| Fibers recovered from clips and rags (new and used) | | 2299-411 | 12/85 | 92.5 | 92.5 | 92.5 | 0 | 0 |
| Fibers recovered from mill waste, excluding fibers recovered from clips and rags | | 2299-412 | 12/85 | 154.3 | 149.7 | (³) | (³) | (³) |
| Man-made fibers | | 2299-4127 | 12/85 | 136.9 | 130.5 | (³) | (³) | (³) |
| Nylon | | 2299-41273 | 12/85 | (³) | 90.0 | (³) | (³) | (³) |
| Padding and upholstery filling | | 2299-6 | 12/85 | 115.9 | 115.9 | 115.9 | -.1 | 0 |
| Padding and upholstery filling, batting, wadding, excluding foam rubber and plastics | | 2299-63 | 12/85 | 115.9 | 115.9 | 115.9 | -.1 | 0 |
| Padding and pads | | 2299-631 | 12/85 | 94.5 | 94.5 | 94.5 | -.3 | 0 |
| All other padding | | 2299-63119 | 12/85 | 102.7 | 102.8 | 102.8 | -.6 | 0 |
| Batting, wadding, and mattress felts | | 2299-633 | 12/85 | 134.7 | 134.7 | 134.7 | 0 | 0 |
| Made from all other fibers | | 2299-63341 | 12/85 | 131.3 | 131.3 | 131.3 | 0 | 0 |
| Upholstery filling | | 2299-635 | 12/85 | 121.4 | (³) | 121.4 | 0 | (³) |
| Other textile goods, n.e.c. | | 2299-859 | 06/85 | 97.9 | 97.3 | 97.3 | -5.0 | 0 |
| Secondary products and miscellaneous receipts | | 2299-SM | | | | | | |
| Secondary products | | 2299-S | 06/85 | 133.4 | 133.4 | 131.6 | -1.9 | -1.3 |
| Apparel and other finished products made from fabrics and similar materials | 23 | | 12/84 | 125.3 | 124.9 | 124.9 | -.2 | 0 |

See footnotes at end of table.

**Table 5. Producer price indexes for the net output of selected industries and their products, not seasonally adjusted
—Continued**

| Industry and product ¹ | Industry code | Product code | Index base | Index | | | Percent change to Sep. 1999 from — | |
|---|---------------|--------------|------------|-----------------------|------------------------|------------------------|------------------------------------|------------------|
| | | | | May 1999 ² | Aug. 1999 ² | Sep. 1999 ² | Sep. 1998 | Aug. 1999 |
| Men's and boys' suits and coats | 231 | | 12/80 | 168.4 | 169.5 | 168.9 | 0.5 | -0.4 |
| Men's and boys' suits and coats | 2311 | | 12/80 | 168.4 | 169.5 | 168.9 | .5 | -4 |
| Primary products | | 2311-P | 12/80 | 167.6 | 168.2 | 167.7 | .1 | -3 |
| Men's and boys' suits and coats, excluding contract work | | 2311-A | 12/86 | 134.0 | 134.7 | 134.7 | .9 | 0 |
| Men's suits | | 2311-1 | 12/80 | 173.9 | 175.5 | 175.3 | 1.2 | -1 |
| Men's tailored outercoats | | 2311-2 | 12/93 | 109.0 | 109.0 | 109.0 | 0 | 0 |
| Men's tailored dress and sport coats and jackets | | 2311-3 | 12/80 | 152.4 | 152.4 | 152.4 | .4 | 0 |
| Boys' suits, coats and tailored jackets, incl. sep. vests | | 2311-4 | 12/80 | (⁹) | (⁹) | (⁹) | (⁹) | (⁹) |
| Receipts for contract work on men's and boys' suits and coats | | 2311-9 | 12/80 | 179.1 | (⁹) | 173.5 | -5.0 | (⁹) |
| Secondary products and miscellaneous receipts | | 2311-SM | | | | | | |
| Secondary products | | 2311-S | 12/80 | 184.5 | 189.1 | 188.5 | 3.1 | -3 |
| Other secondary products | | 2311-SSS | 12/80 | 182.5 | 182.5 | 182.5 | (⁹) | 0 |
| Men's and boys' separate trousers and slacks | | 2325-S | 12/80 | 174.3 | 181.6 | 180.7 | 4.9 | -5 |
| Women's, misses', and juniors' suits, skirts, and coats | | 2337-S | 12/93 | 108.0 | (⁹) | (⁹) | (⁹) | (⁹) |
| Men's, youths' & boys' furnishings, work clothing & allied garments | 232 | | 12/84 | 126.5 | 125.5 | 125.7 | -6 | .2 |
| Men's and boys' shirts, except work shirts | 2321 | | 06/83 | 120.5 | 118.9 | 119.3 | -1.8 | .3 |
| Primary products | | 2321-P | 06/83 | 121.0 | 119.1 | 119.8 | -1.6 | .6 |
| Men's and boys' knit shirts (made from purchased knit fabrics) | | 2321-2 | 06/83 | 108.9 | 105.9 | 107.0 | -2.8 | 1.0 |
| Men's and boys' woven dress and sport shirts, including uniform shirts .. | | 2321-4 | 06/83 | 128.5 | 129.6 | 129.3 | .8 | -2 |
| Contract and commission work on men's and boys' shirts | | 2321-9 | 06/83 | 135.9 | 136.1 | 135.5 | -2 | -4 |
| Secondary products and miscellaneous receipts | | 2321-SM | | | | | | |
| Secondary products | | 2321-S | 06/83 | 125.5 | 125.3 | 124.6 | -2.3 | -6 |
| Men's and boys' underwear and nightwear | 2322 | | 06/82 | 126.0 | 126.4 | 126.4 | .3 | 0 |
| Primary products | | 2322-P | 06/82 | 122.6 | (⁹) | (⁹) | (⁹) | (⁹) |
| Men's and boys' knit underwear | | 2322-A | 06/82 | 121.6 | (⁹) | (⁹) | (⁹) | (⁹) |
| Knit undershirts, except thermal | | 2322-1 | 06/82 | 125.5 | (⁹) | (⁹) | (⁹) | (⁹) |
| Undershirts, except athletic type | | 2322-122 | 06/82 | 127.8 | (⁹) | (⁹) | (⁹) | (⁹) |
| Men's and boys' neckwear | 2323 | | 12/83 | 131.9 | 131.9 | 134.1 | 1.1 | 1.7 |
| Primary products | | 2323-P | 12/83 | 135.7 | 135.6 | 138.2 | 1.2 | 1.9 |
| Men's and boys' neckwear | | 2323-1 | 12/83 | 135.7 | 135.6 | 138.2 | 1.2 | 1.9 |
| Men's and boys' neckties | | 2323-12 | 12/83 | 135.8 | 135.8 | 138.4 | 1.2 | 1.9 |
| All silk | | 2323-121 | 12/83 | 153.0 | 152.4 | 152.9 | .3 | .3 |
| All polyester | | 2323-127 | 12/83 | 128.0 | 128.0 | 128.0 | 0 | 0 |
| Other fabrics, including blends | | 2323-129 | 12/83 | 129.3 | (⁹) | 141.9 | 6.1 | (⁹) |
| Men's and boys' separate trousers and slacks | 2325 | | 12/81 | 137.8 | 136.4 | 136.4 | -7 | 0 |
| Primary products | | 2325-P | 12/81 | 137.8 | 137.1 | 137.1 | -1 | 0 |
| Men's and boys' separate dress and sport trousers | | 2325-1 | 12/81 | 138.0 | 136.3 | 136.4 | -3 | .1 |
| Men's separate trousers and slacks | | 2325-11 | 12/81 | 143.0 | 141.2 | 141.3 | -4 | -1 |
| Boys' separate trousers and slacks | | 2325-13 | 06/87 | (⁹) | (⁹) | (⁹) | (⁹) | (⁹) |
| Men's and boys' jeans, jean cut casual slacks, and dungarees | | 2325-2 | 12/81 | 137.2 | 136.7 | 136.7 | .1 | 0 |
| Men's jeans, dungarees, and jean cut casual slacks | | 2325-2A | 12/81 | 141.6 | 140.9 | 140.9 | .1 | 0 |
| Men's jeans and dungarees | | 2325-21 | 12/92 | 110.9 | 110.3 | 110.3 | .1 | 0 |
| Men's jean cut casual slacks | | 2325-22 | 12/92 | 112.3 | 112.3 | 112.3 | .3 | 0 |
| Contract work on men's and boys' dress and sport trousers and slacks .. | | 2325-9 | 12/81 | 137.9 | 137.9 | 137.9 | -2 | 0 |
| Contract work on men's and boys' trousers and slacks | | 2325-911 | 12/81 | 151.1 | 151.1 | 151.1 | -6 | 0 |
| Contract work on men's and boys' jeans and jean cut casual slacks, including dungarees | | 2325-912 | 12/92 | 95.8 | 95.8 | 95.8 | -1 | 0 |
| Secondary products and miscellaneous receipts | | 2325-SM | | | | | | |
| Secondary products | | 2325-S | 12/81 | 149.2 | 143.7 | 143.3 | -4.1 | -3 |
| Men's and boys' work clothing | 2326 | | 12/81 | 138.4 | 138.5 | 138.5 | 1.6 | 0 |
| Primary products | | 2326-P | 12/81 | 140.7 | 140.8 | 140.8 | 1.7 | 0 |
| Men's and boys' work shirts | | 2326-1 | 12/81 | 132.2 | 132.2 | 132.2 | .4 | 0 |
| Men's and boys' other work clothing | | 2326-2 | 12/81 | 141.7 | 142.0 | 142.0 | 2.5 | 0 |
| Men's and boys' work pants | | 2326-211 | 12/81 | 146.1 | 146.5 | 146.5 | 3.5 | 0 |
| Men's and boys' coveralls, overalls, and jumpsuits | | 2326-231 | 12/92 | 117.9 | 117.9 | 117.9 | 2.3 | 0 |
| Men's washable service apparel | | 2326-251 | 12/81 | 131.8 | 132.1 | 131.8 | .9 | -2 |
| Men's and boys' other work clothing, including jackets | | 2326-281 | 12/81 | 124.0 | 124.0 | 124.0 | 0 | 0 |
| Contract and commission work on men's and boys' work clothing | | 2326-9 | | | | | | |
| Contract and commission work on men's and boys' work clothing | | 2326-911 | 12/81 | 144.5 | (⁹) | 144.5 | .2 | (⁹) |
| Secondary products and miscellaneous receipts | | 2326-SM | | | | | | |
| Secondary products | | 2326-S | 12/81 | 127.7 | 127.7 | 127.7 | .3 | 0 |
| Men's and boys' clothing, n.e.c. | 2329 | | 12/83 | 126.9 | 127.4 | 127.3 | .6 | -1 |
| Primary products | | 2329-P | 12/83 | 128.2 | 128.9 | 128.8 | .9 | -1 |
| Men's and boys' nontailored heavy jackets and coats, including uniform, excluding ski jackets | | 2329-1 | 12/83 | 122.1 | 125.0 | 123.4 | 1.0 | -1.3 |
| Men's and boys' swimwear, sweaters, and outerwear, n.e.c. | | 2329-2 | 12/83 | 131.1 | 131.0 | 131.6 | 1.2 | .5 |
| Swimwear and athletic shorts | | 2329-22 | 12/83 | 126.1 | 126.1 | 126.1 | .7 | 0 |
| Outerwear, n.e.c. (ski and snow pants, leggings, light outerwear jackets, etc.) | | 2329-28 | 12/83 | 133.9 | 133.7 | 134.7 | 1.4 | .7 |
| Secondary products and miscellaneous receipts | | 2329-SM | | | | | | |
| Secondary products | | 2329-S | 12/83 | 130.9 | 130.9 | 130.9 | -1.0 | .0 |

See footnotes at end of table.

Table 5. Producer price indexes for the net output of selected industries and their products, not seasonally adjusted
—Continued

| Industry and product ¹ | Industry code | Product code | Index base | Index | | | Percent change to Sep. 1999 from — | |
|--|---------------|--------------|------------|-----------------------|------------------------|------------------------|------------------------------------|------------------|
| | | | | May 1999 ² | Aug. 1999 ² | Sep. 1999 ² | Sep. 1999 | Aug. 1999 |
| Women's, misses', and juniors' outerwear | 233 | | 12/84 | 118.5 | 117.5 | 117.2 | -0.6 | -0.3 |
| Women's, misses', & juniors' blouses & shirts | 2331 | | 06/83 | 134.4 | 132.2 | 134.1 | 1.0 | 1.4 |
| Primary products | | 2331-P | 06/83 | 136.0 | 133.0 | 135.6 | 1.3 | 2.0 |
| Knit shirts and blouses made from purchased fabric | | 2331-3 | 06/93 | 107.6 | 102.7 | 107.9 | .5 | 5.1 |
| T-shirts and tank tops | | 2331-321 | 06/93 | 115.1 | 117.6 | 117.4 | 3.0 | -2 |
| Sweatshirts | | 2331-341 | 06/89 | (⁹) | (⁹) | (⁹) | (⁹) | (⁹) |
| All other | | 2331-351 | 06/93 | 97.0 | 97.9 | 97.7 | .7 | -2 |
| Woven shirts and blouses | | 2331-4 | 06/83 | 162.1 | 160.3 | 160.6 | 2.9 | .2 |
| Contract work on women's, misses', and juniors' blouses & shirts | | 2331-9 | 06/83 | 113.0 | (⁹) | (⁹) | (⁹) | (⁹) |
| Secondary products and miscellaneous receipts | | 2331-SM | | | | | | |
| Miscellaneous receipts | | 2331-M | 12/98 | 100.0 | 100.0 | 100.0 | (⁹) | 0 |
| Other miscellaneous receipts | | 2331-XY9 | 12/98 | 100.0 | 100.0 | 100.0 | (⁹) | 0 |
| Secondary products | | 2331-S | 06/83 | 116.7 | 116.7 | 116.7 | 0 | 0 |
| Women's, misses', and juniors' dresses | 2335 | | 12/80 | 126.5 | 126.0 | 126.0 | -7 | 0 |
| Primary products | | 2335-P | 12/80 | 125.3 | 124.8 | 124.9 | -6 | .1 |
| Dresses made from purchased fabric | | 2335-3 | 06/86 | 113.4 | 112.8 | 112.8 | -9 | 0 |
| Contract work on women's and misses' dresses | | 2335-9 | 12/80 | 126.0 | 126.1 | 126.0 | -1 | -1 |
| Secondary products and miscellaneous receipts | | 2335-SM | | | | | | |
| Secondary products | | 2335-S | 12/80 | 149.8 | 149.5 | 149.5 | -5 | 0 |
| Women's, misses', and juniors' suits and coats | 2337 | | 12/82 | 111.7 | 111.7 | 111.7 | .1 | 0 |
| Primary products | | 2337-P | 12/82 | 109.8 | 109.8 | 109.8 | -1 | 0 |
| Coats and capes | | 2337-1 | 06/93 | 82.9 | 82.9 | 82.9 | (⁹) | 0 |
| Suits and pantsuits | | 2337-2 | 06/93 | 72.3 | 72.3 | 72.3 | .1 | 0 |
| Jackets, vests and skirts | | 2337-4 | 12/82 | 112.2 | 112.1 | 112.1 | -3 | 0 |
| Skirts, including uniform | | 2337-411 | 12/82 | 109.6 | 109.4 | 109.4 | -3 | 0 |
| Jackets and vests | | 2337-421 | 12/98 | 100.0 | 100.0 | 100.0 | (⁹) | 0 |
| Contract work on women's, misses' and juniors' suits and coats | | 2337-9 | 12/82 | 122.1 | 122.3 | 122.2 | -1 | -1 |
| Secondary products and miscellaneous receipts | | 2337-SM | | | | | | |
| Secondary products | | 2337-S | 12/82 | 122.4 | 122.5 | 122.4 | .7 | -1 |
| Women's, misses', and juniors' outerwear, n.e.c. | 2339 | | 06/83 | 112.6 | 111.1 | 109.6 | -1.7 | -1.4 |
| Primary products | | 2339-P | 06/83 | 116.3 | 114.3 | 114.2 | -6 | -1 |
| Bathing suits | | 2339-4 | 12/83 | 171.0 | (⁹) | (⁹) | (⁹) | (⁹) |
| Slacks | | 2339-5 | 06/83 | 94.5 | 94.5 | 94.5 | 1.7 | 0 |
| Other outerwear, n.e.c. | | 2339-7 | 06/83 | 126.7 | 122.7 | 122.7 | -3.2 | 0 |
| Play garments, including shorts, pedal pushers, Bermudas, and Jamaicas | | 2339-761 | 06/93 | 94.9 | 89.5 | 89.5 | -5.7 | 0 |
| All other women's, misses', and juniors' outerwear, n.e.c. | | 2339-781 | 06/93 | 140.3 | 140.3 | 140.3 | (⁹) | 0 |
| Contract and commission work on women's, misses', and juniors' outerwear, n.e.c. | | 2339-9 | 06/83 | 125.5 | 126.9 | 126.0 | .1 | -7 |
| Secondary products and miscellaneous receipts | | 2339-SM | | | | | | |
| Secondary products | | 2339-S | 06/83 | 101.9 | 102.1 | 96.0 | -5.3 | -6.0 |
| Women's, misses', children's, and infants' undergarments | 234 | | 12/84 | 122.0 | 121.9 | 122.1 | 1.0 | .2 |
| Women's and children's underwear and nightwear | 2341 | | 06/82 | 122.5 | 122.5 | 122.5 | .4 | 0 |
| Primary products | | 2341-P | 06/82 | 124.9 | 124.9 | 124.9 | .5 | 0 |
| Women's and children's underwear and nightwear, excluding contract work | | 2341-A | 12/87 | 113.4 | 113.4 | 113.4 | .5 | 0 |
| Underwear | | 2341-2 | 06/82 | 140.0 | 140.0 | 140.0 | 1.2 | 0 |
| Women's underwear | | 2341-21 | 06/82 | 137.7 | 137.7 | 137.7 | 1.5 | 0 |
| Panties | | 2341-213 | 06/82 | 139.4 | 139.4 | 139.4 | .2 | 0 |
| Other women's underwear | | 2341-214 | 06/82 | 131.9 | (⁹) | 131.9 | 0 | (⁹) |
| Girls', children's and infants' underwear | | 2341-22 | 06/82 | 149.2 | 149.2 | 149.2 | 0 | 0 |
| Other girls', children's and infants' underwear | | 2341-225 | 06/82 | 169.5 | 169.5 | 169.5 | 0 | 0 |
| Nightwear | | 2341-3 | 06/82 | 112.9 | 112.9 | 112.9 | 0 | 0 |
| Women's nightwear | | 2341-31 | 06/82 | 113.5 | 113.5 | 113.5 | 0 | 0 |
| Nightgowns | | 2341-315 | 06/82 | 107.6 | 107.6 | 107.6 | 0 | 0 |
| Chiefly synthetic fibers | | 2341-3153 | 06/82 | 110.6 | 110.6 | 110.6 | 0 | 0 |
| Other women's nightwear | | 2341-317 | 06/82 | 132.2 | 132.2 | 132.2 | 0 | 0 |
| Girls', children's and infants' nightwear | | 2341-32 | 06/82 | 114.6 | 114.6 | 114.6 | 0 | 0 |
| Nightgowns | | 2341-325 | 06/82 | (⁹) | (⁹) | (⁹) | (⁹) | (⁹) |
| Pajamas | | 2341-326 | 06/82 | 115.9 | 115.9 | 115.9 | 0 | 0 |
| Contract work on women's and children's underwear and nightwear | | 2341-9 | 06/82 | 128.8 | 128.8 | 128.8 | 0 | 0 |
| Secondary products and miscellaneous receipts | | 2341-SM | | | | | | |
| Secondary products | | 2341-S | 06/82 | 96.1 | 96.1 | 96.1 | .0 | .0 |
| Brassieres and allied garments | 2342 | | 06/82 | 146.3 | 145.8 | 146.5 | 1.9 | .5 |
| Primary products | | 2342-P | 06/82 | 148.2 | 148.0 | 148.4 | 1.9 | .3 |
| Brassieres and allied garments, excluding contract work | | 2342-A | 12/87 | 122.2 | 122.0 | 122.3 | 1.9 | .2 |
| Brassieres | | 2342-1 | 06/82 | 141.3 | 141.0 | 141.5 | 2.1 | .4 |
| Bandeau | | 2342-14 | 06/82 | 141.2 | 141.2 | 141.2 | 1.9 | 0 |
| Regular strap | | 2342-141 | 06/82 | 131.6 | 131.6 | 131.6 | .4 | 0 |
| Strapless, convertible or other bandeau bras | | 2342-143 | 06/82 | (⁹) | (⁹) | (⁹) | (⁹) | (⁹) |
| Other bras, including long line | | 2342-15 | 06/82 | 143.0 | 134.8 | 149.7 | 6.6 | 11.1 |
| Girdles, corsets, combinations and accessories | | 2342-2 | 06/82 | 173.7 | 173.7 | 173.7 | 1.2 | 0 |

See footnotes at end of table.

Table 5. Producer price indexes for the net output of selected industries and their products, not seasonally adjusted—Continued

| Industry and product ¹ | Industry code | Product code | Index base | Index | | | Percent change to Sep. 1999 from — | |
|---|---------------|--------------|------------|-----------------------|------------------------|------------------------|------------------------------------|------------------|
| | | | | May 1999 ² | Aug. 1999 ² | Sep. 1999 ² | Sep. 1998 | Aug. 1999 |
| Brassieres and allied garments—Continued | | | | | | | | |
| Girdles, with or without openings | | 2342-211 | 12/87 | 132.1 | (³) | (³) | (³) | (³) |
| Corsets, combinations, and accessories | | 2342-241 | 06/82 | 151.8 | 151.8 | 151.8 | 4.0 | 0 |
| Secondary products and miscellaneous receipts | | 2342-SM | | | | | | |
| Secondary products | | 2342-S | 06/82 | 132.7 | 129.6 | 133.5 | 2.2 | 3.0 |
| Hats, caps, and millinery | 235 | | 06/85 | 137.8 | 137.6 | 138.1 | .9 | .4 |
| Hats, caps, and millinery | 2353 | | 12/90 | 119.3 | 119.0 | 119.5 | .8 | .4 |
| Primary products | | 2353-P | 12/90 | 120.2 | 119.9 | 120.4 | .9 | .4 |
| Millinery | | 2353-1 | 12/90 | 113.9 | 113.9 | 113.9 | 0 | 0 |
| Fur felt and wool felt | | 2353-112 | 06/85 | 109.5 | (³) | (³) | (³) | (³) |
| All other millinery inc. flowered millinery, straw, whimsys, miniatures, etc. | | 2353-193 | 06/85 | (³) | (³) | (³) | (³) | (³) |
| Hats and hat bodies, except cloth and millinery | | 2353-2 | 12/90 | 118.5 | 119.4 | 119.4 | .8 | 0 |
| Finished straw hats except harvest hats | | 2353-215 | 06/85 | 118.2 | (³) | (³) | (³) | (³) |
| Wool felt finished hats | | 2353-241 | 06/85 | 165.1 | 165.1 | 165.1 | 0 | 0 |
| Woven cloth hats and caps | | 2353-3 | 12/90 | 122.7 | 121.8 | 122.7 | 1.0 | .7 |
| Woven cloth hats, except uniform | | 2353-312 | 06/85 | 173.0 | 170.5 | 173.0 | 1.5 | 1.5 |
| Woven cloth caps, except uniform | | 2353-315 | 06/85 | 136.9 | 136.1 | 136.9 | 1.0 | .6 |
| All other hats and caps, including those made from purchased knit fabric and harvest hats | | 2353-498 | 12/90 | 120.4 | 120.6 | 120.6 | 3.1 | 0 |
| Secondary products and miscellaneous receipts | | 2353-SM | | | | | | |
| Secondary products | | 2353-S | 12/90 | 127.1 | 127.4 | 127.4 | .2 | 0 |
| Girls', children's, and infants' outerwear | 236 | | 12/84 | 118.3 | 120.1 | 120.4 | 1.4 | .2 |
| Girls', children's, and infants' dresses, blouses, and shirts | 2361 | | 12/84 | 124.1 | 122.6 | 123.5 | -.2 | .7 |
| Primary products | | 2361-P | 12/84 | 122.5 | 120.4 | 121.7 | -.3 | 1.1 |
| Girls', children's, and infant's knit blouses and shirts | | 2361-3 | 12/97 | 101.9 | (³) | 100.2 | -.8 | (³) |
| Girls', children's, and infant's woven blouses and shirts | | 2361-4 | 12/97 | (³) | (³) | (³) | (³) | (³) |
| Girl's, children's, and infant's dresses | | 2361-5 | 12/84 | 128.7 | 128.7 | 128.7 | -.1 | 0 |
| Contract work on dresses, blouses & shirts | | 2361-9 | 12/97 | 100.0 | (³) | (³) | (³) | (³) |
| Secondary products and miscellaneous receipts | | 2361-SM | | | | | | |
| Secondary products | | 2361-S | 12/84 | 141.1 | 141.2 | 141.2 | .4 | 0 |
| Girls', children's, & infants' outerwear, n.e.c. | 2369 | | 12/84 | 112.2 | 117.5 | 117.3 | 3.3 | -.2 |
| Primary products | | 2369-P | 12/84 | 111.9 | 118.5 | 118.0 | 4.0 | -.4 |
| Coats, snowsuits, coat-and-legging sets, suits, vests, & jackets | | 2369-2 | 12/84 | 142.0 | (³) | (³) | (³) | (³) |
| Outerwear, n.e.c., except contract work | | 2369-3 | 12/84 | 109.7 | 118.1 | 117.5 | 5.1 | -.5 |
| Play Garments | | 2369-343 | 12/97 | 99.7 | 108.8 | 108.6 | 8.0 | -.2 |
| Other Outerwear | | 2369-349 | 12/97 | 89.3 | 89.3 | 86.4 | -9.6 | -3.2 |
| Secondary products and miscellaneous receipts | | 2369-SM | | | | | | |
| Secondary products | | 2369-S | 12/84 | 111.9 | 112.5 | 113.2 | 1.2 | .6 |
| Girls', children's, and infants' dresses, blouses, & shirts | | 2361-S | 12/84 | 112.3 | 113.6 | 115.0 | 2.5 | 1.2 |
| Other secondary products | | 2369-SSS | 12/84 | 111.2 | 111.2 | 111.2 | 0 | 0 |
| Fur goods | 237 | | 12/83 | 135.5 | 135.5 | 135.5 | 5.2 | 0 |
| Fur goods | 2371 | | 12/83 | 135.5 | 135.5 | 135.5 | 5.2 | 0 |
| Primary products | | 2371-P | 12/83 | 139.0 | 139.0 | 139.0 | 5.5 | 0 |
| Fur products | | 2371-1 | 12/83 | 139.0 | 139.0 | 139.0 | 5.5 | 0 |
| Mink | | 2371-111 | 12/83 | 152.7 | 152.7 | 152.7 | 7.9 | 0 |
| Fox | | 2371-113 | 06/90 | 157.2 | 157.2 | 157.2 | -2.7 | 0 |
| Beaver, Rabbit, and Other Furs | | 2371-115 | 12/83 | 86.4 | 86.4 | 86.4 | -1.3 | 0 |
| Miscellaneous apparel and accessories | 238 | | 06/85 | 130.8 | 130.9 | 131.2 | .2 | .2 |
| Fabric dress and work gloves | 2381 | | 06/85 | 131.7 | 131.8 | 132.0 | -1.0 | .2 |
| Primary products | | 2381-P | 06/85 | 129.5 | 129.6 | 129.9 | .3 | .2 |
| Work gloves and mittens | | 2381-2 | 06/85 | 129.6 | 129.7 | 130.0 | .3 | .2 |
| All fabric | | 2381-211 | 06/85 | 131.6 | 131.6 | 132.1 | .4 | .4 |
| Single canton flannel | | 2381-21122 | 06/85 | 131.7 | 131.7 | 133.1 | 1.1 | 1.1 |
| Double canton flannel | | 2381-21124 | 06/85 | 125.6 | 126.0 | 126.0 | .3 | 0 |
| Fleeced cotton jersey | | 2381-21132 | 06/85 | 131.0 | 131.0 | 131.0 | 0 | 0 |
| Coated and partially coated fabric | | 2381-21138 | 06/85 | 127.1 | (³) | 127.1 | 0 | (³) |
| Other fabric | | 2381-21147 | 06/85 | 133.5 | 133.5 | 133.5 | 0 | 0 |
| Leather or plastic and fabric combinations | | 2381-251 | 06/85 | 120.8 | 120.8 | 120.8 | 0 | 0 |
| Secondary products and miscellaneous receipts | | 2381-SM | | | | | | |
| Miscellaneous receipts | | 2381-M | 06/85 | 128.2 | 128.2 | 128.2 | -8.6 | 0 |
| Resales | | 2381-Z89 | 06/85 | 128.2 | 128.2 | 128.2 | -8.6 | 0 |
| Secondary products | | 2381-S | 06/85 | 155.7 | 155.7 | 155.7 | 0 | 0 |
| Robes and dressing gowns, except children's | 2384 | | 06/85 | 128.5 | 128.5 | 128.5 | .2 | 0 |
| Primary products | | 2384-P | 06/85 | 124.6 | 124.6 | 124.6 | .1 | 0 |
| Men's and boys' robes and dressing gowns | | 2384-1 | 06/85 | 124.6 | 124.6 | (³) | (³) | (³) |
| Women's, misses', and juniors' robes and dressing gowns | | 2384-2 | 06/85 | 125.0 | 125.0 | 125.0 | 0 | 0 |
| Secondary products and miscellaneous receipts | | 2384-SM | | | | | | |
| Secondary products | | 2384-S | 06/85 | 145.5 | 145.6 | 145.6 | .5 | 0 |

See footnotes at end of table.

Table 5. Producer price indexes for the net output of selected industries and their products, not seasonally adjusted
—Continued

| Industry and product ¹ | Industry code | Product code | Index base | Index | | | Percent change to Sep. 1999 from — | |
|---|---------------|--------------|------------------|-----------------------|------------------------|------------------------|------------------------------------|------------------|
| | | | | May 1999 ² | Aug. 1999 ² | Sep. 1999 ² | Sep. 1998 | Aug. 1999 |
| Waterproof outer garments | 2385 | | 06/85 | 127.4 | 127.4 | 128.6 | 1.5 | 0.9 |
| Primary products | | 2385-P | 06/85 | 131.1 | 131.1 | 132.6 | 2.3 | 1.1 |
| Raincoats and raincapcs | | 2385-141 | 06/85 | 127.9 | 127.9 | 129.8 | 1.5 | 1.5 |
| Men's and boys' | | 2385-14111 | 06/85 | 130.5 | 130.5 | (⁹) | (⁹) | (⁹) |
| Other waterproof garments | | 2385-198 | 06/85 | 134.6 | 134.6 | 134.6 | 8.3 | 0 |
| Leather and sheep lined clothing | 2386 | | 12/85 | 122.7 | 122.7 | 122.7 | .4 | 0 |
| Primary products | | 2386-P | 12/85 | 120.8 | 120.8 | 120.8 | .4 | 0 |
| Leather coats and jackets | | 2386-1A | 12/85 | 123.1 | 123.1 | 123.1 | .6 | 0 |
| Men's and boys' | | 2386-101 | 12/85 | 139.7 | 139.7 | 139.7 | .9 | 0 |
| All other leather and sheep lined clothing, including children's | | 2386-1B | | | | | | |
| All other leather and sheep lined clothing, including children's | 2386-198 | 12/85 | 104.1 | 104.1 | 104.1 | -8 | 0 | |
| Secondary products and miscellaneous receipts | 2386-SM | | | | | | | |
| Apparel belts | 2387 | | 06/85 | 134.0 | 134.0 | 134.0 | 0 | 0 |
| Primary products | | 2387-P | 06/85 | 131.7 | 131.7 | 131.7 | 0 | 0 |
| Leather belts | | 2387-1 | 06/85 | 144.5 | 144.5 | 144.5 | 0 | 0 |
| Men's and boys' leather belts | | 2387-15 | 06/85 | 154.3 | 154.3 | 154.3 | 0 | 0 |
| Men's and boys' made for sale separately | | 2387-155 | 06/92 | 115.3 | 115.3 | 115.3 | 0 | 0 |
| Secondary products and miscellaneous receipts | 2387-SM | | | | | | | |
| Miscellaneous receipts | 2387-M | 06/92 | (⁹) | (⁹) | (⁹) | (⁹) | (⁹) | |
| Apparel and accessories, n.e.c. | 2389 | | 12/85 | 130.9 | 131.1 | 131.6 | .3 | .4 |
| Primary products | | 2389-P | 12/85 | 126.7 | 126.9 | 127.1 | -2 | .2 |
| Apparel and accessories, n.e.c. | | 2389-1 | 12/85 | 126.7 | 126.9 | 127.1 | -2 | .2 |
| Academic caps and gowns and costumes, including theatrical | | 2389-191 | 12/85 | 131.6 | 131.6 | 132.3 | -1.1 | .5 |
| Ecclesiastical vestments, special garments for fraternal orders, except tailored clothing | | 2389-198 | 12/85 | 112.3 | 112.8 | 112.8 | .3 | 0 |
| Secondary products and miscellaneous receipts | 2389-SM | | | | | | | |
| Secondary products | 2389-S | 12/85 | 146.6 | 146.6 | 146.6 | 4.7 | 0 | |
| Miscellaneous fabricated textile products | 239 | | 12/84 | 128.7 | 128.9 | 128.9 | -1 | 0 |
| Curtains and draperies | 2391 | | 06/84 | 141.5 | 141.5 | 141.4 | 1.9 | -1 |
| Primary products | | 2391-P | 06/84 | 137.8 | 137.8 | 137.7 | .1 | -1 |
| Curtains and draperies, woven | | 2391-11 | 06/98 | 100.1 | 100.1 | 100.1 | .1 | 0 |
| Curtains, except lace | | 2391-111 | 06/84 | 132.9 | 132.9 | 132.9 | .3 | 0 |
| Wholly or chiefly cotton fabrics | | 2391-11112 | 06/84 | 177.3 | 177.3 | 177.3 | .6 | 0 |
| All other materials | | 2391-11114 | 06/89 | 106.8 | 106.8 | 106.8 | .1 | 0 |
| Draperies | | 2391-121 | 06/84 | 140.8 | 140.8 | 140.8 | 0 | 0 |
| Wholly or chiefly cotton fabrics | | 2391-12111 | 06/84 | 137.7 | 137.7 | 137.7 | 0 | 0 |
| Rayon and/or acetate fabrics | | 2391-12112 | 06/84 | 142.8 | 142.8 | 142.8 | 0 | 0 |
| All other materials | | 2391-12113 | 12/84 | 127.7 | 127.7 | 127.7 | 0 | 0 |
| Curtains and draperies, knit | | 2391-13 | 06/98 | 99.9 | 99.9 | 99.6 | -4 | -3 |
| Secondary products and miscellaneous receipts | | 2391-SM | | | | | | |
| Secondary products | | 2391-S | 06/84 | 125.7 | 125.7 | 125.7 | .1 | 0 |
| House furnishings, n.e.c. | 2392 | | 06/83 | 118.9 | 119.0 | 119.0 | -1 | 0 |
| Primary products | | 2392-P | 06/83 | 116.4 | 116.4 | 116.5 | -1 | .1 |
| Bedspreads and bedsets | | 2392-A | 06/83 | 119.1 | 119.1 | 119.1 | 0 | 0 |
| Sheets and pillowcases | | 2392-2 | 06/83 | 112.3 | 112.3 | 112.3 | .4 | 0 |
| Towels and washcloths | | 2392-3 | 06/83 | 103.1 | (⁹) | 104.4 | 2.0 | (⁹) |
| Other house furnishings | | 2392-4 | 06/83 | 120.9 | 120.9 | 120.8 | -6 | -1 |
| Quilted products, including comforters, quilts, mattress protectors and other qu | | 2392-423 | 06/83 | 90.2 | 90.2 | 90.2 | .3 | 0 |
| Other household furnishings (including shower bath curtains, table linen, slipco | | 2392-424 | 12/97 | 99.3 | 99.5 | 99.1 | -6 | -4 |
| Bed pillows, fancy pillows and cushions | | 2392-451 | 03/96 | 126.6 | 126.6 | 126.6 | -1.6 | 0 |
| Mops and dusters (including dry mops and dusters, wet mops and sponge mops) | | 2392-477 | 06/83 | 146.4 | 146.4 | 146.4 | .0 | .0 |
| Secondary products and miscellaneous receipts | | 2392-SM | | | | | | |
| Miscellaneous receipts | 2392-M | 06/83 | 123.8 | (⁹) | (⁹) | (⁹) | (⁹) | |
| Resales | 2392-Z89 | 06/83 | 125.7 | (⁹) | (⁹) | (⁹) | (⁹) | |
| Secondary products | 2392-S | 06/83 | 141.6 | 141.6 | (⁹) | (⁹) | (⁹) | |
| Textile bags | 2393 | | 12/85 | 133.2 | 135.2 | 135.2 | 3.1 | 0 |
| Primary products | | 2393-P | 12/85 | 132.2 | 134.6 | 134.6 | 3.7 | 0 |
| Vegetable fiber bags | | 2393-1 | 12/85 | 124.8 | 128.6 | 128.6 | 4.4 | 0 |
| Wholly or chiefly cotton fabrics, including cotton canvas and open-mesh cotton | | 2393-121 | 12/85 | 173.1 | 173.1 | 173.1 | 1.8 | 0 |
| Other wholly or chiefly cotton fabric bags | | 2393-12122 | 12/92 | 116.1 | (⁹) | (⁹) | (⁹) | (⁹) |
| Other textile bags | | 2393-2 | 12/85 | 139.8 | 140.9 | 140.9 | 3.1 | 0 |
| Wholly or chiefly manmade fiber fabrics | | 2393-241 | 12/85 | 135.2 | 137.3 | 137.3 | 1.9 | 0 |
| Other manmade fiber fabric bags | | 2393-24133 | 12/92 | 109.1 | 109.1 | (⁹) | (⁹) | (⁹) |
| Other fabrics | 2393-279 | 12/89 | 125.2 | (⁹) | (⁹) | (⁹) | (⁹) | |
| Secondary products and miscellaneous receipts | 2393-SM | | | | | | | |
| Canvas and related products | 2394 | | 12/85 | 190.1 | 190.4 | 190.4 | .4 | 0 |
| Primary products | | 2394-P | 12/85 | 194.2 | 194.4 | 194.4 | .4 | 0 |

See footnotes at end of table.

Table 5. Producer price indexes for the net output of selected industries and their products, not seasonally adjusted
—Continued

| Industry and product ¹ | Industry code | Product code | Index base | Index | | | Percent change to Sep. 1999 from — | |
|--|---------------|--------------|------------|-----------------------|------------------------|------------------------|------------------------------------|------------------|
| | | | | May 1999 ² | Aug. 1999 ² | Sep. 1999 ² | Sep. 1998 | Aug. 1999 |
| Canvas and related products—Continued | | | | | | | | |
| Awnings | | 2394-2 | 12/85 | 200.4 | 200.4 | 200.4 | 0.7 | 0 |
| Tents | | 2394-3 | 12/85 | 169.8 | 170.8 | 170.8 | .6 | 0 |
| Other tents | | 2394-366 | 12/85 | 162.2 | 164.1 | 164.1 | 1.2 | 0 |
| Commercial and other tents | | 2394-36637 | 12/85 | 163.2 | 165.1 | 165.1 | 1.2 | 0 |
| Tarpaulins and other covers | | 2394-5 | 12/85 | 265.1 | (³) | (³) | (³) | (³) |
| Fitted | | 2394-555 | 12/85 | (³) | (³) | (³) | (³) | (³) |
| Other products | | 2394-8 | | | | | | |
| Sails | | 2394-877 | 12/85 | 150.8 | 151.3 | 151.3 | .8 | 0 |
| Miscellaneous receipts | | 2394-M | 12/85 | (³) | (³) | (³) | (³) | (³) |
| Secondary products | | 2394-S | 12/85 | 154.8 | 154.8 | 154.8 | .1 | 0 |
| Pleating, stitching, and tucking | | | | | | | | |
| Primary products | 2395 | 2395-P | 12/85 | 140.1 | 140.1 | 140.1 | .8 | 0 |
| Embroideries (except Schiffli) | | 2395-1 | 12/85 | 137.6 | 137.6 | 137.6 | .5 | 0 |
| Embroideries, including embroidered art needlework | | 2395-112 | 12/85 | 143.9 | 143.9 | 143.9 | 1.0 | 0 |
| Commission embroidering, tucking, pleating, etc. for the trade | | 2395-9 | 12/85 | 152.7 | 152.7 | 152.7 | 1.1 | 0 |
| Embroidering (exc. Schiffli) on materials owned by others | | 2395-911 | 12/85 | 131.3 | 131.3 | 131.3 | 0 | 0 |
| Contract tucking, pleating, hemstitching, and buttonholing for the trade | | 2395-931 | 12/85 | 172.2 | 172.2 | 172.2 | 0 | 0 |
| Secondary products and miscellaneous receipts | | 2395-SM | | | | | | |
| Secondary products | | 2395-S | 12/85 | 119.3 | 119.3 | 119.3 | 0 | 0 |
| Secondary products | | 2395-S | 12/85 | 160.0 | 160.0 | 160.0 | 2.2 | 0 |
| Automotive trimmings, apparel findings, and related products | | | | | | | | |
| Primary products | 2396 | 2396-P | 12/83 | 122.9 | 123.2 | 123.2 | -1.5 | 0 |
| Men's and boys' suit and coat findings, and hat and cap trimmings | | 2396-1 | 12/83 | 123.7 | 123.8 | 123.8 | -1.8 | 0 |
| Automotive trimmings | | 2396-2 | 12/83 | 125.4 | 125.4 | 125.4 | -1.2 | 0 |
| Other trimmings and findings | | 2396-3 | 12/83 | 120.8 | 120.8 | 120.8 | -3.6 | 0 |
| Women's and children's apparel trimmings and findings | | 2396-311 | 12/83 | 137.3 | 137.9 | 137.9 | -1 | 0 |
| Other trimmings and findings, including furniture trimmings | | 2396-312 | 12/83 | 172.1 | (³) | (³) | (³) | (³) |
| Printing and stamping on apparel, apparel accessories, and art goods | | 2396-4 | 12/83 | 77.5 | 78.4 | 78.4 | 0 | 0 |
| Secondary products and miscellaneous receipts | | 2396-SM | 06/90 | 114.8 | 114.8 | 114.8 | -3 | 0 |
| Secondary products | | 2396-S | 12/83 | 83.2 | 86.3 | (³) | (³) | (³) |
| Schiffli machine embroideries | | | | | | | | |
| Primary products | 2397 | 2397-P | 06/85 | 143.0 | 143.0 | 143.0 | 2.2 | 0 |
| Schiffli machine embroideries | | 2397-1 | 06/85 | 142.3 | 142.3 | 142.3 | .9 | 0 |
| Fabricated textile products, n.e.c. | | | | | | | | |
| Primary products | 2399 | 2399-P | 12/85 | 110.7 | 110.9 | 110.9 | .6 | 0 |
| Automobile seat covers | | 2399-115 | 12/85 | 110.0 | 110.0 | 110.1 | .5 | .1 |
| Seat or safety belts, including shoulder harnesses, except leather | | 2399-125 | 12/85 | 143.8 | 143.8 | 143.9 | -9 | .1 |
| Sleeping bags | | 2399-131 | 12/85 | 86.8 | 86.8 | 86.8 | -1.0 | 0 |
| Flags, banners, and similar emblems | | 2399-141 | 12/85 | 103.3 | 103.0 | 103.1 | -1.2 | .1 |
| Parachutes | | 2399-185 | 12/85 | 137.3 | 137.6 | 138.1 | -1 | .4 |
| All other fabricated textile products, n.e.c. | | 2399-198 | 12/85 | 202.5 | 202.5 | (³) | (³) | (³) |
| Secondary products and miscellaneous receipts | | 2399-SM | 12/85 | 113.5 | 113.5 | 113.5 | .3 | 0 |
| Miscellaneous receipts | | 2399-M | 12/85 | 109.7 | 112.1 | 110.6 | 1.9 | -1.3 |
| Secondary products | | 2399-S | 12/85 | 120.3 | 120.3 | 120.3 | 1.0 | 0 |
| Lumber and wood products, except furniture | | | | | | | | |
| Logging camps and logging contractors | 24 | | 12/84 | 161.9 | 166.6 | 162.9 | 3.6 | -2.2 |
| Logging camps and logging contractors | | | | | | | | |
| Primary products | 241 | | 12/81 | 182.3 | 183.8 | 182.2 | -1.1 | -9 |
| Softwood logs, bolts, and timber | 2411 | 2411-P | 12/81 | 182.4 | 184.0 | 182.3 | -1.1 | -9 |
| Douglas fir | | 2411-117 | 12/81 | 185.8 | 187.2 | 185.9 | -1.3 | -7 |
| Sawlogs and bolts | | 2411-11744 | 12/81 | 230.1 | 234.6 | 234.1 | 4.6 | -2 |
| Softwood, except Douglas fir | | 2411-13 | 12/81 | 244.7 | 256.9 | 249.7 | 10.2 | -2.8 |
| Southern yellow pine | | 2411-131 | 12/81 | 236.9 | 248.8 | 241.8 | 10.2 | -2.8 |
| Spruce | | 2411-133 | 12/81 | 216.0 | 216.5 | 219.3 | 1.7 | 1.3 |
| Hemlock | | 2411-135 | 12/81 | 110.4 | 111.9 | 115.7 | .4 | 3.4 |
| Other softwood log species, n.e.c. | | 2411-139 | 12/81 | 249.9 | 250.1 | 250.0 | -1 | 0 |
| Hardwood logs, bolts, and timber | | 2411-2 | 12/81 | 174.7 | 170.4 | 169.3 | 7.5 | -6 |
| Other hardwood log species, n.e.c. | | 2411-221 | 12/81 | 102.3 | 102.3 | 101.9 | 1.5 | -4 |
| Pulpwood | | 2411-3 | 12/81 | 117.6 | 117.1 | 109.3 | -15.4 | -6.7 |
| Softwood | | 2411-31115 | 12/81 | 110.8 | 110.3 | 101.0 | -19.0 | -8.4 |
| Hardwood | | 2411-32227 | 12/81 | 92.1 | 91.5 | 92.6 | -14.6 | 1.2 |
| Other products | | 2411-4 | 06/82 | 93.8 | 93.8 | 92.8 | -15.2 | -1.1 |
| Wood poles, piles, and posts | | 2411-413 | 12/81 | 82.9 | 81.2 | 85.9 | -13.5 | 5.8 |
| Wood chips produced in the field | | 2411-416 | 12/81 | 97.6 | 96.7 | 96.4 | -1.1 | -3 |
| Contract logging | | 2411-9 | 12/81 | 121.0 | 118.7 | 118.7 | -2.5 | 0 |
| Contract logging | | 2411-911 | 12/81 | 99.7 | 99.6 | 99.3 | -3 | -3 |
| Secondary products and miscellaneous receipts | | 2411-SM | 12/81 | 116.4 | 115.6 | 113.8 | -5.0 | -1.6 |
| Sawmills and planing mills | | | | | | | | |
| Sawmills and planing mills | 242 | | 12/84 | 162.8 | 167.1 | 162.9 | 6.4 | -2.5 |
| Sawmills and planing mills | | | | | | | | |
| Sawmills and planing mills | 2421 | | 12/80 | 158.1 | 162.7 | 158.1 | 7.3 | -2.8 |

See footnotes at end of table.

Table 5. Producer price indexes for the net output of selected industries and their products, not seasonally adjusted
—Continued

| Industry and product ¹ | Industry code | Product code | Index base | Index | | | Percent change to Sep. 1999 from — | |
|---|---------------|--------------|------------|-----------------------|------------------------|------------------------|------------------------------------|------------------|
| | | | | May 1999 ² | Aug. 1999 ² | Sep. 1999 ² | Sep. 1998 | Aug. 1999 |
| Sawmills and planing mills—Continued | | | | | | | | |
| Primary products | | 2421-P | 12/80 | 160.9 | 165.5 | 160.5 | 7.7 | -3.0 |
| Hardwood lumber, rough and dressed, except siding | | 2421-1 | 12/80 | 179.4 | 177.2 | 178.9 | -.7 | 1.0 |
| Hardwood rough lumber | | 2421-12 | 12/80 | 176.2 | 174.8 | 177.7 | .8 | 1.7 |
| Oak | | 2421-121 | 12/80 | 199.9 | 196.1 | 200.6 | -4.2 | 2.3 |
| Red, no. 1 common | | 2421-12111 | 12/80 | 235.0 | 231.0 | 235.5 | -.6 | 1.9 |
| White | | 2421-12112 | 12/80 | 156.0 | 154.9 | 157.5 | -1.2 | 1.7 |
| Other Red Oak | | 2421-12119 | 12/80 | 200.2 | 193.8 | 200.2 | -11.0 | 3.3 |
| Poplar | | 2421-122 | 12/80 | 119.1 | 120.0 | 121.8 | .6 | 1.5 |
| Maple, gum, & ash rough | | 2421-124 | 06/95 | 108.2 | 109.2 | 109.2 | 7.1 | 0 |
| Other hardwoods rough | | 2421-125 | 06/95 | 118.0 | 117.4 | 119.7 | 12.3 | 2.0 |
| Hardwood, dressed lumber, including ceiling, framing, and matched and shiplapped lumber | | 2421-13 | 12/80 | 197.1 | 192.7 | 191.4 | -4.1 | -.7 |
| Oak | | 2421-131 | 08/85 | 179.5 | 176.7 | 176.1 | -6.4 | -.3 |
| Other hardwood species | | 2421-139 | 12/80 | 175.7 | 170.8 | 169.2 | -1.9 | -.9 |
| Softwood lumber, rough and dressed, except siding | | 2421-2 | 12/80 | 175.0 | 175.0 | 174.3 | 13.0 | -4.4 |
| Softwood lumber, rough and dressed, Eastern species, except siding | | 2421-3 | 12/80 | 166.2 | 169.3 | 162.1 | 10.0 | -4.3 |
| Rough softwood lumber, Eastern species | | 2421-31 | 12/80 | 128.1 | 128.6 | 128.6 | 8.7 | 0 |
| Boards - lumber less than 2 inches in nominal thickness | | 2421-311 | 12/80 | 105.3 | 108.9 | 108.9 | 38.9 | 0 |
| Lumber and timbers over 2 inches in nominal thickness | | 2421-313 | 12/80 | 141.2 | 141.5 | 141.4 | -6.5 | -.1 |
| Dressed softwood lumber, Eastern species | | 2421-32 | 12/80 | 183.1 | 187.3 | 177.0 | 10.4 | -5.5 |
| Boards - lumber less than 2 inches in nominal thickness | | 2421-321 | 12/80 | 186.8 | 184.9 | 178.3 | 4.7 | -3.6 |
| Southern Pine | | 2421-3211 | 12/80 | 188.7 | 186.6 | 179.4 | 5.1 | -3.9 |
| Boards, no. 2 | | 2421-32113 | 12/80 | 219.5 | 206.4 | 203.0 | 1.6 | -1.6 |
| Other Southern Pine Boards | | 2421-32119 | 12/80 | 196.3 | 213.6 | 188.3 | 6.0 | -11.8 |
| Light framing lumber 2 inch nominal thickness only | | 2421-322 | 12/80 | 178.7 | 183.8 | 172.3 | 12.8 | -6.3 |
| Southern Pine | | 2421-3221 | 12/80 | 180.5 | 185.7 | 174.0 | 13.9 | -6.3 |
| Dimension, no. 1 | | 2421-32211 | 12/80 | 178.0 | 182.8 | 172.9 | 12.1 | -5.4 |
| Dimension no. 2 | | 2421-32212 | 12/80 | 190.2 | 196.9 | 183.4 | 14.6 | -6.9 |
| Other 2 inch Southern Pine lumber | | 2421-32219 | 12/80 | 170.3 | 175.2 | 166.3 | 19.0 | -5.1 |
| Lumber and timbers over 2 inch nominal thickness, Eastern species | | 2421-323 | 12/80 | 187.2 | (³) | 186.4 | 10.1 | (³) |
| Softwood lumber, rough and dressed, Western species | | 2421-4 | 12/80 | 176.9 | 187.6 | 178.9 | 15.3 | -4.6 |
| Rough softwood lumber, Western species | | 2421-41 | 12/80 | 173.3 | 183.8 | 183.1 | 16.4 | -.4 |
| Boards - lumber less than 2 inches in nominal thickness | | 2421-411 | 12/80 | 204.0 | 212.6 | 206.7 | 9.5 | -2.8 |
| Light framing lumber 2 inch nominal thickness only | | 2421-412 | 12/80 | 132.9 | 141.2 | 147.5 | 21.0 | 4.5 |
| Lumber and timbers over 2 inches in nominal thickness | | 2421-413 | 12/80 | 181.8 | (³) | 183.0 | 19.9 | (³) |
| Dressed softwood lumber, Western species | | 2421-42 | 12/80 | 178.7 | 189.6 | 178.0 | 15.0 | -6.1 |
| Boards-lumber less than 2 inch nominal thickness | | 2421-421 | 12/80 | 170.4 | 171.8 | 171.4 | 8.0 | -.2 |
| Douglas Fir | | 2421-4211 | 12/80 | 134.7 | 137.0 | 137.5 | 5.3 | .4 |
| Ponderosa Pine | | 2421-4212 | 12/80 | 231.7 | 227.3 | 230.8 | 13.8 | 1.5 |
| No. 3 boards | | 2421-42121 | 12/80 | 134.1 | 131.8 | 137.2 | 16.7 | 4.1 |
| Other boards | | 2421-42129 | 12/80 | 273.7 | 264.2 | 266.7 | 13.2 | .9 |
| Redwood and Western Red Cedar | | 2421-4216 | 12/86 | 194.5 | 197.3 | 198.1 | -1.2 | .4 |
| Other boards, Western dressed softwood | | 2421-4219 | 12/80 | 199.5 | 202.0 | 197.9 | 11.3 | -2.0 |
| Lumber of 2 inches nominal thickness only | | 2421-422 | 12/80 | 177.0 | 192.1 | 175.2 | 18.8 | -8.8 |
| Douglas Fir | | 2421-4221 | 12/80 | 164.7 | 186.0 | 170.8 | 19.5 | -8.2 |
| Utility 2x4 green | | 2421-42213 | 12/80 | 79.7 | 89.8 | 80.1 | 19.9 | -10.8 |
| Standard and better | | 2421-42214 | 12/80 | 185.3 | 212.0 | 195.8 | 19.4 | -7.6 |
| Other 2 inch Douglas Fir lumber | | 2421-42219 | 12/80 | 212.2 | 227.8 | 209.1 | 19.6 | -8.2 |
| Ponderosa Pine | | 2421-4222 | 12/80 | 162.6 | 160.4 | 137.9 | 9.7 | -14.0 |
| White Fir | | 2421-4224 | 12/80 | 199.9 | 222.6 | 191.7 | 20.0 | -13.9 |
| Standard and better | | 2421-42241 | 12/80 | 200.3 | 224.3 | 194.3 | 19.4 | -13.4 |
| Other 2 inch White Fir lumber | | 2421-42249 | 12/80 | 199.1 | 219.5 | 186.8 | 21.2 | -14.9 |
| Western Hemlock | | 2421-4225 | 12/80 | 185.7 | 208.5 | 195.5 | 30.5 | -6.2 |
| Dimension, std. and btr. | | 2421-42251 | 12/80 | 169.0 | 188.4 | 178.4 | 32.1 | -5.3 |
| Other 2 inch Western Hemlock lumber | | 2421-42259 | 12/80 | 209.2 | 237.2 | 219.4 | 28.2 | -7.5 |
| Redwood 2 inch lumber | | 2421-4226 | 12/80 | 207.2 | 217.4 | 218.5 | 18.9 | .5 |
| Other Western softwood 2 inch lumber | | 2421-4229 | 12/80 | 228.8 | 241.5 | 227.0 | 20.4 | -6.0 |
| Lumber and timbers, over 2 inch nominal thickness | | 2421-423 | 12/80 | 206.4 | 212.6 | 209.1 | 10.3 | -1.6 |
| Douglas Fir | | 2421-4231 | 12/80 | 172.3 | 187.4 | 178.9 | 16.3 | -4.5 |
| Other Western softwood timbers | | 2421-4239 | 12/80 | 234.6 | (³) | (³) | (³) | (³) |
| Wood chips | | 2421-5 | 12/80 | 84.2 | 85.3 | 85.4 | -7.8 | .1 |
| Short tons | | 2421-577 | 12/80 | 99.9 | 101.0 | 100.8 | -9.6 | -.2 |
| Standard units | | 2421-578 | 12/80 | 65.7 | 66.8 | 67.1 | -5.2 | .4 |
| Softwood cut stock | | 2421-7 | 12/80 | 170.9 | 171.6 | 171.2 | -1.0 | -.2 |
| Furniture cut stock | | 2421-711 | 04/91 | 161.0 | 161.6 | 161.2 | -1.0 | -.2 |
| Softwood flooring, siding and other sawmill and planing mill products | | 2421-8 | 12/80 | 156.4 | 155.4 | 155.2 | -2.3 | -.1 |
| Railway crossties and mine ties | | 2421-817 | 12/80 | 163.3 | 157.1 | 156.8 | -8.1 | -.2 |
| Other sawmill/planing mill products | | 2421-819 | 06/95 | 104.6 | 105.6 | 105.4 | 1.3 | -.2 |
| Contract/custom work | | 2421-9 | 12/80 | 141.5 | 141.6 | 141.5 | 1.9 | -.1 |
| Contract drying, planing, resawing or other manufacturing of lumber owned by others | | 2421-951 | 12/86 | 127.9 | 128.0 | 128.0 | .5 | 0 |
| Secondary products and miscellaneous receipts | | 2421-SM | | | | | | |
| Secondary products | | 2421-S | 12/80 | 140.4 | 150.4 | 154.2 | 12.6 | 2.5 |
| Logging camps/contractors | | 2411-S | 12/80 | 146.3 | 167.1 | 174.8 | 30.3 | 4.6 |
| Other secondary products | | 2421-SSS | 12/80 | 134.8 | 134.4 | 134.4 | -3.9 | 0 |
| Hardwood dimension and flooring | 2426 | | 06/84 | 157.8 | 158.8 | 158.5 | -1.2 | -.2 |

See footnotes at end of table.

Table 5. Producer price indexes for the net output of selected industries and their products, not seasonally adjusted
—Continued

| Industry and product ¹ | Industry code | Product code | Index base | Index | | | Percent change to Sep. 1999 from — | |
|--|---------------|--------------|------------|-----------------------|------------------------|------------------------|------------------------------------|------------------|
| | | | | May 1999 ² | Aug. 1999 ² | Sep. 1999 ² | Sep. 1998 | Aug. 1999 |
| Hardwood dimension and flooring—Continued | | | | | | | | |
| Primary products | | 2426-P | 06/84 | 157.8 | 158.8 | 158.4 | -1.5 | -0.3 |
| Hardwood flooring | | 2426-1 | 06/84 | 146.3 | 148.0 | 147.1 | -5.2 | -6 |
| Oak | | 2426-11 | 06/91 | 139.3 | 141.3 | 141.8 | -3.7 | .4 |
| Oak flooring (3/4" 1/2" 3/8, T, G, EM, 5/16") | | 2426-111 | 06/84 | 133.7 | 136.1 | 136.7 | -4.8 | .4 |
| Other oak specialty, including plank, block | | 2426-119 | 06/84 | 171.4 | 172.3 | 172.3 | -.6 | 0 |
| Maple flooring, including strip, block and parquetry | | 2426-131 | 06/84 | 121.2 | 119.6 | 119.6 | .5 | 0 |
| Glued laminated truck trailer flooring and railroad car decking | | 2426-141 | 06/84 | 154.7 | 154.7 | 146.5 | -5.2 | -5.3 |
| Hardwood dimension stock for furniture and industrial uses | | 2426-2 | 06/84 | 157.4 | 157.6 | 157.5 | .8 | -1 |
| Furniture dimension stock | | 2426-22 | 06/91 | 123.6 | 123.8 | 123.8 | .9 | 0 |
| Rough | | 2426-223 | 06/84 | 138.1 | 138.3 | 138.3 | .1 | 0 |
| Semifabricated | | 2426-227 | 06/84 | 141.3 | 142.2 | 142.2 | 1.4 | 0 |
| Completely fabricated ready for assembly, incl furniture parts, ex frames for household furn | | 2426-229 | 06/84 | 169.0 | 169.0 | 169.0 | 1.4 | 0 |
| Industrial dimension stock | | 2426-28 | | | | | | |
| Rough & semi-fabricated dimension stock | | 2426-284 | 06/91 | 165.0 | 165.0 | 163.0 | 1.1 | -1.2 |
| Wood frames for household furniture | | 2426-6 | 06/84 | 160.8 | 161.9 | 162.4 | 1.8 | .3 |
| For seating | | 2426-611 | 06/96 | 101.5 | 102.6 | 102.9 | .9 | .3 |
| Other use | | 2426-613 | 06/96 | 136.5 | 135.0 | 135.0 | 6.2 | 0 |
| Secondary products and miscellaneous receipts | | 2426-SM | | | | | | |
| Miscellaneous receipts | | 2426-M | 06/92 | 155.5 | 157.4 | 158.0 | 6.0 | .4 |
| Resales | | 2426-Z89 | 06/96 | 138.2 | 139.9 | 140.5 | 6.0 | .4 |
| Secondary products | | 2426-S | 06/84 | 147.5 | 147.5 | 147.6 | -1.0 | .1 |
| Special product sawmills, n.e.c. | 2429 | | 12/85 | 216.6 | 217.5 | 224.0 | 3.0 | 3.0 |
| Primary products | | 2429-P | 12/85 | 216.9 | 218.2 | 223.2 | 1.8 | 2.3 |
| Shingles, shakes, cooperage stock and excelsior | | 2429-1 | 12/85 | 216.9 | 218.2 | 223.2 | 1.8 | 2.3 |
| Red cedar shingles and shakes | | 2429-111 | 12/85 | 245.3 | 250.0 | 262.2 | 6.0 | 4.9 |
| Shakes (handsplit and resawn, taper and straight split) | | 2429-11103 | 12/85 | 235.7 | (⁹) | (⁹) | (⁹) | (⁹) |
| Slack & tight cooperage stock (staves & headings) | | 2429-117 | 06/94 | 105.1 | 104.5 | 104.5 | -2.4 | 0 |
| Millwork, veneer, plywood, and structural wood members | 243 | | 12/84 | 158.8 | 165.7 | 160.3 | 3.6 | -3.3 |
| Millwork | 2431 | | 06/83 | 160.2 | 161.3 | 161.6 | 2.7 | .2 |
| Primary products | | 2431-P | 06/83 | 160.2 | 161.4 | 161.8 | 3.0 | .2 |
| Wood window units | | 2431-1 | 06/83 | 159.2 | 159.3 | 159.3 | .6 | 0 |
| Double hung | | 2431-133 | 06/83 | 161.1 | 161.4 | 161.4 | .7 | 0 |
| Casement | | 2431-137 | 06/83 | 164.3 | 164.2 | 164.2 | .6 | 0 |
| All other, including single hung and skylights | | 2431-145 | 06/83 | 101.4 | 101.6 | 101.6 | .9 | 0 |
| Wood sash, incl. comb. screen and storm sash, and window screens, excl. window units | | 2431-2 | 06/83 | 163.9 | 173.0 | 173.0 | 6.5 | 0 |
| Wood window and door frames and door frames shipped in door units .. | | 2431-3 | 06/83 | 136.4 | 139.4 | 148.5 | 12.2 | 6.5 |
| Wood doors, int. and ext., incl. those with glazed sections and in door units | | 2431-4 | 06/83 | 163.0 | 163.3 | 163.1 | 1.7 | -1 |
| Panel type, including french doors | | 2431-41 | 06/88 | 149.6 | 150.3 | 150.1 | .3 | -1 |
| Flush type doors, hollow core | | 2431-43 | 06/88 | 132.8 | 132.8 | 132.8 | .1 | 0 |
| Flush type doors, solid core | | 2431-44 | 06/88 | 164.0 | 164.0 | 163.5 | 5.1 | -3 |
| Other wood doors, incl. garage, screen, storm, combination, and louvre .. | | 2431-5 | 06/83 | 157.9 | 158.8 | 158.8 | .6 | 0 |
| Wood moldings (standard) except prefinished moldings made from purchased moldings | | 2431-6 | 06/83 | 159.5 | 163.5 | 161.7 | 10.1 | -1.1 |
| Prefinished wood moldings made from purchased moldings | | 2431-7 | 10/95 | 104.5 | 110.6 | 104.5 | 4.6 | -5.5 |
| Other millwork products including stairwork and exterior millwork | | 2431-8 | 06/83 | 176.5 | 176.5 | 178.3 | 1.9 | 1.0 |
| Secondary products and miscellaneous receipts | | 2431-SM | | | | | | |
| Miscellaneous receipts | | 2431-M | 06/83 | 164.3 | 164.3 | 164.3 | -1.1 | .0 |
| Contract work and other miscellaneous receipts | | 2431-XY9 | 06/97 | 100.7 | (⁹) | (⁹) | (⁹) | (⁹) |
| Resales | | 2431-Z89 | 06/83 | 167.4 | 167.4 | 167.4 | .3 | 0 |
| Secondary products | | 2431-S | 06/83 | 151.4 | 152.9 | 152.8 | .6 | -1 |
| Wood kitchen cabinets | 2434 | | 06/84 | 154.9 | 156.5 | 156.5 | 2.0 | 0 |
| Primary products | | 2434-P | 06/84 | 155.5 | 156.4 | 156.5 | 1.6 | .1 |
| Wood kitchen cabinets and cabinetwork, stock line | | 2434-1 | 06/84 | 162.6 | 162.8 | 163.0 | 1.3 | .1 |
| Wood kitchen cabinets and cabinetwork, custom | | 2434-2 | 06/84 | 146.5 | 148.8 | 148.7 | 2.2 | -1 |
| Vanities and other cabinetwork | | 2434-3 | 06/84 | 153.5 | 153.7 | 153.8 | .8 | .1 |
| Secondary products and miscellaneous receipts | | 2434-SM | | | | | | |
| Miscellaneous receipts | | 2434-M | 12/89 | 129.3 | 129.8 | 129.8 | .5 | 0 |
| Resales | | 2434-Z89 | 12/97 | 102.1 | 102.1 | 102.1 | 0 | 0 |
| Secondary products | | 2434-S | 06/84 | 141.0 | 160.7 | 160.7 | 14.7 | 0 |
| Millwork | | 2431-S | 06/84 | 131.2 | 149.8 | 149.8 | 14.9 | 0 |
| Other secondary products | | 2434-SSS | 12/97 | 103.7 | 104.0 | 104.0 | 3.3 | 0 |
| Hardwood veneer and plywood | 2435 | | 06/85 | 140.1 | 140.8 | 141.1 | 1.4 | .2 |
| Primary products | | 2435-P | 06/85 | 142.7 | 143.9 | 144.3 | 1.8 | .3 |
| Hardwood plywood | | 2435-1 | 06/85 | 142.8 | 144.9 | 145.2 | 3.7 | .2 |
| Veneer core-type II moisture resistant | | 2435-102 | 06/96 | 102.8 | 103.9 | 104.0 | 3.5 | .1 |
| Other veneer core (type I & III) | | 2435-104 | 06/96 | 106.3 | 114.1 | 112.6 | 10.8 | -1.3 |
| Board Core | | 2435-105 | 06/96 | 101.0 | 101.0 | 102.1 | 1.6 | 1.1 |
| Hardwood plywood type products | | 2435-3 | 06/85 | 142.2 | 143.5 | 143.6 | 1.3 | .1 |
| Hardwood veneered panels | | 2435-331 | 06/85 | 149.1 | 149.1 | 149.4 | .2 | .2 |

See footnotes at end of table.

**Table 5. Producer price indexes for the net output of selected industries and their products, not seasonally adjusted
—Continued**

| Industry and product ¹ | Industry code | Product code | Index base | Index | | | Percent change to Sep. 1999 from — | |
|--|---------------|--------------|------------|-----------------------|------------------------|------------------------|------------------------------------|------------------|
| | | | | May 1999 ² | Aug. 1999 ² | Sep. 1999 ² | Sep. 1998 | Aug. 1999 |
| Hardwood veneer and plywood—Continued | | | | | | | | |
| Other hardwood plywood type products, including cellular panels, curved and mold | | 2435-398 | 06/85 | 159.3 | 159.3 | 159.3 | 0.4 | 0 |
| Hardwood veneer, not reinforced or backed | | 2435-4 | 06/85 | 133.7 | 133.8 | 134.3 | -.1 | .4 |
| Maple | | 2435-417 | 06/91 | 165.3 | 168.4 | 166.4 | 1.6 | -1.2 |
| Oak | | 2435-419 | 06/85 | 136.9 | 136.3 | 135.2 | 1.3 | -.8 |
| Other hardwoods (domestic and imported) | | 2435-429 | 06/85 | 123.4 | 124.1 | 124.5 | -1.1 | .3 |
| Secondary products and miscellaneous receipts | | 2435-SM | | | | | | |
| Secondary products | | 2435-S | 06/91 | 122.1 | 120.8 | 120.8 | 0 | 0 |
| Softwood plywood | 2436 | | 12/80 | 167.8 | 192.8 | 165.3 | 5.6 | -14.3 |
| Primary products | | 2436-P | 12/80 | 171.7 | 198.4 | 168.0 | 6.3 | -15.3 |
| Specialty softwood plywood | | 2436-3 | 12/80 | 179.5 | 214.3 | 202.4 | 19.6 | -5.6 |
| Other plywood specialties, including softwood plywood type products | | 2436-31 | 06/95 | 104.1 | 114.5 | 107.4 | 10.0 | -6.2 |
| Softwood veneer | | 2436-4 | 12/80 | 151.6 | 156.2 | 144.4 | 5.5 | -7.6 |
| Softwood plywood sheathing | | 2436-5 | 12/80 | 173.7 | 205.9 | 167.4 | 2.1 | -18.7 |
| Western, Inland & other Non-southern sheathing | | 2436-51 | 12/80 | 174.9 | 211.8 | 168.3 | 2.1 | -20.5 |
| Western, Inland & Non-southern interior sheathing | | 2436-511 | 12/80 | 175.3 | 212.2 | 168.9 | 2.2 | -20.4 |
| Other Western, Inland, & Non-southern interior sheathing, including: structural | | 2436-51124 | 06/95 | 117.7 | 141.6 | 118.2 | 9.5 | -16.5 |
| Western, Inland & Non-southern exterior sheathing | | 2436-512 | 06/95 | 112.6 | 137.7 | 106.0 | -.4 | -23.0 |
| Southern sheathing | | 2436-52 | 06/95 | 126.5 | 146.7 | 122.1 | 2.1 | -16.8 |
| Southern interior sheathing | | 2436-521 | 12/80 | 153.9 | 178.4 | 148.5 | 2.1 | -16.8 |
| Southern CDX, interior | | 2436-5211 | 12/80 | 176.8 | 202.9 | 171.0 | .8 | -15.7 |
| Other Southern, interior | | 2436-5212 | 06/95 | 129.4 | 153.4 | 124.2 | 5.2 | -19.0 |
| Sanded softwood plywood | | 2436-6 | 12/80 | 178.4 | 199.4 | 173.2 | 15.2 | -13.1 |
| Western, Inland & Non-southern sanded | | 2436-61 | 06/95 | 116.9 | 135.7 | 121.5 | 18.5 | -10.5 |
| Western, Inland & Non-southern sanded, exterior | | 2436-611 | 12/80 | 179.8 | 208.8 | 187.5 | 19.2 | -10.2 |
| Western, Inland & Non-southern A-C, exterior | | 2436-6111 | 06/95 | 120.7 | 133.7 | 124.0 | 15.0 | -7.3 |
| Western, Inland & Non-southern sanded, interior | | 2436-612 | 06/95 | 110.7 | 129.0 | 109.2 | 8.1 | -15.3 |
| Southern sanded | | 2436-62 | 06/95 | 114.4 | 122.7 | 102.9 | 11.4 | -16.1 |
| Southern sanded, exterior | | 2436-622 | 12/80 | 181.5 | 185.5 | 169.9 | 17.7 | -8.4 |
| Secondary products and miscellaneous receipts | | 2436-SM | | | | | | |
| Miscellaneous receipts | | 2436-M | 06/95 | 90.0 | (⁹) | (⁹) | (⁹) | (⁹) |
| Resales | | 2436-Z89 | 06/95 | 90.0 | (⁹) | (⁹) | (⁹) | (⁹) |
| Secondary products | | 2436-S | 12/80 | 135.3 | 148.9 | 141.3 | 2.3 | -5.1 |
| Sawmill & planing mills | | 2421-S | 06/95 | 88.7 | 97.7 | 92.7 | 2.3 | -5.1 |
| Structural wood members, n.e.c. | 2439 | | 06/81 | 163.3 | 174.0 | 172.6 | 7.5 | -.8 |
| Primary products | | 2439-P | 06/81 | 163.4 | 175.0 | 173.4 | 8.0 | -.9 |
| Glued laminated lumber | | 2439-131 | 06/81 | 137.7 | 153.3 | 148.5 | 12.0 | -3.1 |
| Roof trusses | | 2439-151 | 06/81 | 161.0 | 171.7 | 170.0 | 6.3 | -1.0 |
| Other fabricated structural wood products | | 2439-198 | 06/81 | 212.0 | 225.1 | 226.1 | 10.1 | .4 |
| Floor trusses, incl I-beam floor joists | | 2439-19815 | 06/81 | 210.3 | 218.7 | 217.8 | 6.5 | -.4 |
| Other fabricated structural wood products, except floor trusses | | 2439-19825 | 06/81 | 217.4 | 238.4 | 242.6 | 16.1 | 1.8 |
| Secondary products and miscellaneous receipts | | 2439-SM | | | | | | |
| Miscellaneous receipts | | 2439-M | | | | | | |
| Resales | | 2439-Z89 | 12/93 | 90.3 | 90.7 | 90.7 | 1.0 | 0 |
| Wood containers | 244 | | 06/85 | 155.8 | 156.8 | 156.5 | .5 | -.2 |
| Nailed wood boxes and shook | 2441 | | 06/85 | 138.7 | 139.4 | 139.3 | .7 | -.1 |
| Primary products | | 2441-P | 06/85 | 132.1 | 133.0 | 133.0 | 1.0 | 0 |
| Nailed or lock-corner wooden boxes | | 2441-1 | 06/85 | 126.0 | 128.2 | 128.2 | 2.6 | 0 |
| Made from lumber for industrial and other uses | | 2441-151 | 06/85 | 131.2 | 131.8 | 132.7 | 2.1 | .7 |
| Made from veneer and plywood for fruits, vegetables, and industrial and other uses | | 2441-165 | 06/85 | 139.8 | 144.7 | 143.6 | 3.5 | -.8 |
| Secondary products and miscellaneous receipts | | 2441-SM | | | | | | |
| Secondary products | | 2441-S | 06/85 | 132.2 | 132.3 | 132.2 | .3 | -.1 |
| Wood pallets and skids | 2448 | | 06/85 | 158.0 | 158.3 | 158.3 | .1 | 0 |
| Primary products | | 2448-P | 06/85 | 154.1 | 153.8 | 153.8 | -.1 | 0 |
| Pallets, wooden, flat | | 2448-162 | 06/85 | 158.3 | 158.1 | 158.1 | -.1 | 0 |
| Wooden skids | | 2448-165 | 06/85 | 126.5 | (⁹) | 126.5 | -.6 | (⁹) |
| Secondary products and miscellaneous receipts | | 2448-SM | | | | | | |
| Secondary products | | 2448-S | 06/85 | 186.1 | 186.1 | 186.1 | 1.2 | 0 |
| Wood containers, n.e.c. | 2449 | | 12/85 | 165.9 | 171.8 | 169.3 | 2.4 | -1.5 |
| Primary products | | 2449-P | 12/85 | 162.9 | 169.3 | 166.6 | 2.6 | -1.6 |
| Wirebound boxes made from lumber, veneer, and plywood | | 2449-1 | 12/85 | 152.2 | 152.2 | 152.2 | -.7 | 0 |
| Made from veneer and plywood | | 2449-112 | 12/85 | 148.3 | 148.3 | 148.3 | .2 | 0 |
| For fruits and vegetables | | 2449-11211 | 12/85 | 133.0 | 133.0 | 133.0 | 0 | 0 |
| Veneer and plywood containers, except boxes and crates | | 2449-3 | 12/85 | 201.0 | 202.9 | 202.9 | .9 | 0 |
| Containers incl. pails, drums, tubs, fruit and vegetable baskets, and hampers, etc. | | 2449-312 | 12/85 | 201.0 | 202.9 | 202.9 | .9 | 0 |
| Slack and tight cooperage | | 2449-5 | 12/85 | 165.0 | 182.7 | 175.0 | 8.2 | -4.2 |
| Slack cooperage(hogsheads, barrels, & kegs, incl. re-coopered used slack barrels and kegs) | | 2449-512 | 06/92 | 112.2 | 113.0 | 112.9 | .6 | -.1 |
| Tight cooperage(hogsheads, barrels, & kegs for bourbon and other whiskey) | | 2449-513 | 12/85 | 167.9 | 191.1 | 180.9 | 10.6 | -5.3 |

See footnotes at end of table.

Table 5. Producer price indexes for the net output of selected industries and their products, not seasonally adjusted
—Continued

| Industry and product ¹ | Industry code | Product code | Index base | Index | | | Percent change to Sep. 1999 from — | |
|---|---------------|--------------|------------|-----------------------|------------------------|------------------------|------------------------------------|------------------|
| | | | | May 1999 ² | Aug. 1999 ² | Sep. 1999 ² | Sep. 1998 | Aug. 1999 |
| Wood buildings and mobile homes | 245 | | 12/84 | 161.9 | 163.0 | 163.1 | 3.0 | 0.1 |
| Mobile homes | 2451 | | 06/81 | 164.1 | 164.1 | 164.8 | 2.6 | .4 |
| Primary products | | 2451-P | 06/81 | 164.1 | 164.1 | 164.8 | 2.6 | .4 |
| Mobile homes, residential | | 2451-1 | 06/81 | 166.3 | 166.3 | 167.0 | 2.6 | .4 |
| Single section | | 2451-13 | 06/81 | 165.7 | 166.5 | 167.1 | 4.1 | .4 |
| 14ft and over | | 2451-1344 | 06/81 | 180.2 | 181.0 | 181.8 | 4.3 | .4 |
| Multi-section | | 2451-14 | 06/81 | 173.4 | 172.9 | 173.7 | 1.7 | .5 |
| Doublewide | | 2451-141 | 06/81 | 173.4 | 172.6 | 173.6 | 1.6 | .6 |
| Other multi-section | | 2451-143 | 06/94 | 115.1 | 117.5 | 116.5 | 3.5 | -.9 |
| Mobile buildings, non-residential | | 2451-2 | 06/94 | (⁹) | (⁹) | (⁹) | (⁹) | (⁹) |
| Office and other commercial | | 2451-222 | 06/94 | (⁹) | (⁹) | (⁹) | (⁹) | (⁹) |
| Prefabricated wood buildings and components | 2452 | | 12/84 | 172.7 | 176.3 | 175.1 | 3.9 | -.7 |
| Primary products | | 2452-P | 12/84 | 169.8 | 173.5 | 172.3 | 4.1 | -.7 |
| Components not sold as complete units | | 2452-1 | 12/89 | 155.9 | 170.8 | 159.7 | 8.0 | -6.5 |
| Precut packages sold as complete units (residential and nonresidential) | | 2452-2 | 12/84 | 199.3 | 200.9 | 200.8 | 1.8 | 0 |
| Panelized buildings sold as complete units | | 2452-3 | 12/84 | 165.2 | 167.0 | 167.6 | 2.6 | .4 |
| Modular buildings shipped with floors and walls, and usually ceilings and roofs | | 2452-4 | 12/84 | 149.4 | 152.5 | 152.1 | 5.5 | -.3 |
| Residential | | 2452-444 | 12/84 | 147.5 | 149.5 | 149.5 | 4.5 | 0 |
| Nonresidential, including motels and hotels | | 2452-447 | 12/84 | 154.1 | 162.1 | 160.0 | 9.8 | -1.3 |
| Secondary products and miscellaneous receipts | | 2452-SM | | | | | | |
| Miscellaneous receipts | | 2452-M | 06/98 | 102.1 | 102.9 | 102.7 | (⁹) | -.2 |
| Contract work and other miscellaneous receipts | | 2452-XY9 | 06/98 | 105.7 | (⁹) | 107.2 | (⁹) | (⁹) |
| Secondary products | | 2452-S | 08/92 | 178.3 | 179.8 | 179.0 | .2 | -.4 |
| Miscellaneous wood products | 249 | | 12/84 | 152.8 | 158.2 | 154.4 | 2.6 | -2.4 |
| Wood preserving | 2491 | | 06/85 | 166.3 | 173.4 | 165.2 | 4.8 | -4.7 |
| Primary products | | 2491-P | 06/85 | 166.4 | 174.2 | 165.6 | 5.3 | -4.9 |
| Wood poles, piles and posts owned and treated by the same establishment | | 2491-2 | 06/85 | 171.4 | 172.1 | 170.5 | -.5 | -.9 |
| Other wood products owned and treated by the same establishment | | 2491-3 | 06/85 | 164.4 | 175.3 | 163.8 | 7.8 | -6.6 |
| Railway crossties and mine ties, except switch or bridge | | 2491-311 | 06/85 | 175.4 | 172.8 | 167.7 | -3.6 | -3.0 |
| Lumber rough and dressed, not edged, treated | | 2491-313 | 06/85 | 152.9 | 164.6 | 153.0 | 9.7 | -7.0 |
| Other wood treated products including plywood, wood fence pickets, paling, rails | | 2491-319 | 06/85 | 170.8 | 184.6 | 172.6 | 8.5 | -6.5 |
| Secondary products and miscellaneous receipts | | 2491-SM | | | | | | |
| Miscellaneous receipts | | 2491-M | 06/85 | 154.2 | 155.1 | 154.1 | (⁹) | -.6 |
| Resales | | 2491-Z89 | 06/85 | 148.4 | 149.5 | 148.8 | (⁹) | -.5 |
| Secondary products | | 2491-S | 06/85 | 196.0 | 191.2 | 180.4 | -5.9 | -5.6 |
| Reconstituted wood products | 2493 | | 06/91 | 123.7 | 131.1 | 127.2 | 1.9 | -3.0 |
| Primary products | | 2493-P | 06/91 | 124.3 | 131.9 | 128.0 | 2.1 | -3.0 |
| Particleboard | | 2493-1 | 12/82 | 137.5 | 142.2 | 142.4 | 3.3 | .1 |
| Shelving | | 2493-107 | 12/82 | 133.8 | 133.8 | 136.7 | 2.2 | 2.2 |
| Other industrial board | | 2493-112 | 12/82 | 135.5 | 141.3 | 141.5 | 4.1 | .1 |
| 3/4 inch thick | | 2493-11211 | 12/82 | 134.1 | 143.4 | 143.4 | 3.2 | 0 |
| 5/8 inch thick | | 2493-11213 | 12/82 | 131.0 | 138.3 | 139.1 | 9.2 | .6 |
| Oriented strand board | | 2493-2 | 12/82 | 160.5 | 183.5 | 165.9 | .1 | -9.6 |
| Medium density fiberboard | | 2493-3 | 06/84 | 95.8 | 98.1 | 99.4 | 1.3 | 1.3 |
| Uncoated panel | | 2493-311 | | | | | | |
| Uncoated standard size panel | | 2493-31114 | 06/84 | 92.5 | 95.0 | 96.3 | 1.5 | 1.4 |
| Fabricated hardboard products from hardboard made in this establishment | | 2493-4 | 06/84 | 122.2 | 122.2 | 122.2 | .9 | 0 |
| Fiberboard | | 2493-5 | 12/85 | 130.2 | 128.2 | 134.3 | 8.1 | 4.8 |
| Fabricated hardboard products made from purchased hardboard | | 2493-6 | 09/84 | 129.7 | 129.7 | 130.1 | .9 | .3 |
| Coated or laminated | | 2493-622 | | | | | | |
| Other, including door skins, garage door panels, furniture stock | | 2493-62217 | 06/91 | 116.6 | 116.6 | 117.2 | 1.3 | .5 |
| Prefinished particleboard and medium density fiberboard made from purchased materials | | 2493-7 | 06/91 | 123.1 | 129.7 | 130.2 | 6.9 | .4 |
| Particleboard | | 2493-721 | 06/91 | 126.7 | 130.2 | 130.8 | 4.6 | .5 |
| Secondary products | | 2493-S | 01/92 | 115.7 | 115.7 | (⁹) | (⁹) | (⁹) |
| Wood products, n.e.c. | 2499 | | 06/84 | 148.4 | 148.8 | 149.3 | 1.4 | .3 |
| Primary products | | 2499-P | 06/84 | 146.9 | 147.4 | 147.9 | 1.3 | .3 |
| Mirror and picture frames | | 2499-1 | 06/84 | 168.9 | 168.9 | 168.9 | 1.6 | 0 |
| Frames | | 2499-111 | 06/84 | 152.1 | 152.1 | 152.1 | 2.1 | 0 |
| Wood frames | | 2499-11111 | 06/84 | 152.9 | 152.9 | 152.9 | 3.0 | 0 |
| Metal frames | | 2499-11115 | 06/84 | 155.6 | 155.6 | 155.6 | 0 | 0 |
| Finished moldings for mirrors and pictures | | 2499-121 | 06/84 | 173.1 | 173.1 | 173.1 | 2.8 | 0 |
| Wood molding | | 2499-12131 | 06/84 | 190.0 | 190.0 | 190.0 | 3.8 | 0 |
| Framed pictures | | 2499-131 | 06/84 | 212.3 | 212.3 | 212.3 | -.8 | 0 |
| Wood framed pictures | | 2499-13161 | 06/84 | 241.1 | 241.1 | 241.1 | -1.5 | 0 |
| Miscellaneous wood products, n.e.c. | | 2499-9 | 06/84 | 155.2 | 155.9 | 156.7 | 1.2 | .5 |
| Boxes, cases, and chests for jewelry, silver, tools, utensils, etc. | | 2499-911 | 06/84 | 142.2 | 142.2 | 142.7 | 1.9 | .4 |
| Wood fences, palings, and rails; assembled into fences | | 2499-917 | 06/91 | 119.6 | 119.6 | 119.6 | -2.1 | 0 |
| Toothpicks, skewers, candy sticks, and similar small wares | | 2499-919 | 06/84 | 136.2 | 136.2 | 136.2 | 1.6 | 0 |

See footnotes at end of table.

**Table 5. Producer price indexes for the net output of selected industries and their products, not seasonally adjusted
—Continued**

| Industry and product ¹ | Industry code | Product code | Index base | Index | | | Percent change to Sep. 1999 from — | |
|---|---------------|--------------|------------|-----------------------|------------------------|------------------------|------------------------------------|------------------|
| | | | | May 1999 ² | Aug. 1999 ² | Sep. 1999 ² | Sep. 1999 | Aug. 1999 |
| Wood products, n.e.c.—Continued | | | | | | | | |
| Wood handles and tools | | 2499-95 | 06/91 | 113.2 | 113.5 | 113.5 | 0.4 | 0 |
| Handles, including handtool, mop, and broom | | 2499-951 | 06/84 | 123.8 | 124.0 | 124.0 | .2 | 0 |
| Other handles and wooden tools | | 2499-959 | 06/84 | 144.2 | 144.8 | 144.7 | 1.1 | -.1 |
| Dowels and dowel pins | | 2499-962 | 06/84 | 162.4 | 162.4 | (³) | (³) | (³) |
| Wooden reels for wire and cable | | 2499-985 | 06/84 | 159.7 | 162.0 | 162.0 | 3.4 | 0 |
| Other miscellaneous wooden products, nec, including wood turnings not for furniture | | 2499-998 | 06/84 | 159.3 | 160.0 | 161.5 | 1.1 | .9 |
| Secondary products and miscellaneous receipts | | 2499-SM | | | | | | |
| Miscellaneous receipts | | 2499-M | 06/84 | 195.9 | 195.9 | 195.9 | -.1 | 0 |
| Resales | | 2499-Z89 | 06/84 | 183.8 | 183.8 | 183.8 | -.4 | 0 |
| Secondary products | | 2499-S | 06/84 | 142.4 | 142.8 | 142.8 | 4.2 | 0 |
| Furniture and fixtures | 25 | | 12/84 | 140.9 | 141.4 | 141.5 | 1.3 | .1 |
| Household furniture | 251 | | 12/84 | 139.9 | 140.4 | 140.5 | 1.4 | .1 |
| Wood household furniture, except upholstered | 2511 | | 12/79 | 200.1 | 200.9 | 201.1 | 2.6 | .1 |
| Primary products | | 2511-P | 12/79 | 203.2 | 204.1 | 204.3 | 2.6 | .1 |
| Wood living room, library, family room and den furniture | | 2511-2 | 12/79 | 206.0 | 207.4 | 207.4 | 2.6 | 0 |
| Cabinets, except sewing machine cabinets | | 2511-219 | 12/79 | 246.9 | 253.1 | 253.1 | 7.2 | 0 |
| Chairs, except dining room (including rockers) | | 2511-231 | 12/79 | 189.3 | 191.6 | 190.1 | .4 | -.8 |
| Tables, except card and telephone tables | | 2511-241 | 12/79 | 214.4 | 215.4 | 216.0 | 2.4 | .3 |
| Desks | | 2511-251 | 12/79 | 203.8 | 205.2 | 205.2 | 5.1 | 0 |
| Other nonupholstered living room furniture | | 2511-298 | 12/79 | 176.7 | 176.7 | 176.7 | 1.0 | 0 |
| Wall units (desk, bookcase, and storage type) | | 2511-29811 | 06/94 | 106.5 | 106.5 | 106.5 | -.2 | 0 |
| All other living room furniture | | 2511-29899 | 06/94 | 112.0 | 112.0 | 112.0 | 2.5 | 0 |
| Wood dining room and kitchen furniture, except cabinets | | 2511-3 | 12/79 | 222.7 | 223.9 | 223.7 | 3.2 | -.1 |
| Tables, dining room, 30 x 40 inches and greater | | 2511-311 | 12/79 | 223.7 | 224.0 | 223.4 | 2.5 | -.3 |
| Dining room chairs, incl. upholstered and nonupholstered | | 2511-331 | 12/79 | 229.5 | 231.6 | 231.3 | 2.2 | -.1 |
| Buffets and servers, dining room | | 2511-351 | 12/79 | 247.3 | 248.5 | 248.5 | 4.2 | 0 |
| China and corner cabinets, dining room | | 2511-371 | 12/79 | 211.7 | 212.7 | 212.7 | 5.6 | 0 |
| Other dining room and kitchen furniture | | 2511-398 | 12/79 | 150.3 | 150.3 | 150.8 | 3.2 | .3 |
| Wood bedroom furniture | | 2511-5 | 12/79 | 197.3 | 198.2 | 198.8 | 3.0 | .3 |
| Beds, headboards and footboards | | 2511-5A | 12/79 | 203.3 | 204.5 | 205.3 | 3.1 | .4 |
| Beds, incl. bunk and water beds, excl crib and headboard beds | | 2511-511 | 12/79 | 218.6 | 219.8 | 219.8 | 2.8 | 0 |
| Headboards and headboard sets | | 2511-513 | 12/79 | 191.3 | 192.6 | 194.4 | 3.4 | .9 |
| Dressers, vanities and dressing tables | | 2511-521 | 12/79 | 197.9 | 198.5 | 198.9 | 2.4 | .2 |
| Wardrobes, chifforobes, armoires, & wardrobe-type cabinets | | 2511-533 | 12/79 | 193.0 | 193.9 | 195.7 | 4.3 | .9 |
| Chests of drawers, including cedar chests | | 2511-535 | 12/79 | 199.6 | 201.8 | 202.0 | 4.6 | .1 |
| Night tables and stands | | 2511-561 | 12/79 | 220.1 | 221.2 | 222.1 | 2.7 | .4 |
| Other nonupholstered bedroom furniture | | 2511-598 | 12/79 | 167.1 | 165.9 | 165.9 | .7 | 0 |
| Infants' and children's wood furniture | | 2511-6 | 12/79 | 192.1 | 192.1 | 192.1 | 3.7 | .0 |
| Unpainted, unassembled, knock-down, and outdoor furniture | | 2511-7 | 12/79 | 165.9 | 165.9 | 165.9 | .6 | 0 |
| Unpainted wood furniture | | 2511-741 | 12/79 | 215.8 | 215.8 | 215.8 | 4.4 | 0 |
| Unassembled, knock-down, and outdoor furniture | | 2511-751 | 06/87 | 119.8 | 119.8 | 119.8 | 0 | 0 |
| Secondary products and miscellaneous receipts | | 2511-SM | | | | | | |
| Miscellaneous receipts | | 2511-M | 12/79 | 150.3 | 150.8 | 150.7 | 4.4 | -.1 |
| Resales | | 2511-Z89 | 12/79 | 146.6 | 146.6 | 146.6 | 4.1 | 0 |
| Secondary products | | 2511-S | 12/79 | 184.1 | 184.6 | 184.6 | .2 | 0 |
| Upholstered wood household furniture | 2512 | | 06/82 | 141.3 | 141.8 | 142.0 | 1.1 | .1 |
| Primary products | | 2512-P | 06/82 | 142.8 | 143.4 | 143.5 | 1.1 | .1 |
| Upholstered wood household furniture | | 2512-1 | 06/82 | 142.8 | 143.4 | 143.5 | 1.1 | .1 |
| Sofas, davenport, settees, and loveseats | | 2512-112 | 06/82 | 141.2 | 141.9 | 142.0 | 1.3 | .1 |
| Chiefly cotton | | 2512-11232 | 06/82 | 149.0 | 149.2 | 149.3 | .7 | .1 |
| Chiefly rayon | | 2512-11233 | 06/82 | 156.6 | 156.6 | 157.1 | .3 | .3 |
| Chiefly olefin | | 2512-11234 | 06/82 | 138.4 | 138.4 | 138.4 | 0 | 0 |
| Chiefly nylon | | 2512-11235 | 06/82 | 134.6 | 136.0 | 135.8 | 1.9 | -.1 |
| Chiefly polyester | | 2512-11236 | 06/82 | 135.5 | 136.0 | 136.0 | 2.8 | 0 |
| Other fibers and blends, including coated fabric and vinyl | | 2512-11237 | 06/82 | 131.4 | 132.9 | 133.0 | 2.2 | .1 |
| Chairs, except reclining and rockers | | 2512-132 | 06/82 | 151.6 | 152.0 | 152.6 | 1.7 | .4 |
| Chiefly cotton | | 2512-13242 | 06/82 | 146.5 | 146.7 | 146.9 | .9 | .1 |
| Chiefly rayon | | 2512-13243 | 06/82 | 160.8 | 161.1 | 164.8 | 3.4 | 2.3 |
| Chiefly olefin | | 2512-13244 | 06/82 | 142.1 | 142.1 | 142.1 | .6 | 0 |
| Other fibers and blends, including coated fabric and vinyl | | 2512-13245 | 06/82 | 159.3 | 160.2 | 160.2 | 2.0 | 0 |
| Sectional sofa pieces | | 2512-141 | 12/87 | 144.9 | 145.5 | 145.5 | .9 | 0 |
| Rockers, including swivel | | 2512-145 | 06/82 | 117.8 | 117.9 | 118.1 | -.8 | .2 |
| Reclining chairs | | 2512-154 | 06/82 | 133.5 | 134.1 | 134.1 | .8 | 0 |
| Other upholstered wood household furniture (ottomans, hassocks, etc) | | 2512-198 | 06/82 | 171.1 | 171.6 | 171.9 | 2.3 | .2 |
| Secondary products and miscellaneous receipts | | 2512-SM | | | | | | |
| Secondary products | | 2512-S | 06/82 | 124.5 | 124.5 | 124.7 | .7 | .2 |
| Metal household furniture | 2514 | | 06/84 | 130.4 | 130.5 | 130.8 | .5 | .2 |
| Primary products | | 2514-P | 06/84 | 131.9 | 131.6 | 131.9 | 1.3 | .2 |
| Metal household dining, dinette, breakfast & kitchen furniture | | 2514-1 | 06/84 | 141.6 | 141.6 | 141.6 | 1.3 | 0 |
| Metal porch, lawn, outdoor and casual furniture | | 2514-3 | 06/84 | 146.4 | 145.9 | 146.7 | 2.3 | .5 |
| Tubular aluminum | | 2514-31 | 06/84 | 155.1 | 155.1 | 156.4 | 3.1 | .8 |

See footnotes at end of table.

Table 5. Producer price indexes for the net output of selected industries and their products, not seasonally adjusted
—Continued

| Industry and product ¹ | Industry code | Product code | Index base | Index | | | Percent change to Sep. 1999 from — | |
|---|---------------|--------------|--------------|-----------------------|------------------------|------------------------|------------------------------------|------------------|
| | | | | May 1999 ² | Aug. 1999 ² | Sep. 1999 ² | Sep. 1998 | Aug. 1999 |
| Metal household furniture—Continued | | | | | | | | |
| Cast and wrought iron | | 2514-32 | 06/84 | 121.5 | 119.6 | 119.6 | 0.2 | 0 |
| Other metal porch, lawn, outdoor and casual furniture, including picnic tables | | 2514-33 | 06/84 | 143.7 | 142.9 | 142.9 | 1.3 | 0 |
| Other metal household furniture | | 2514-4 | 06/84 | 115.6 | 115.4 | 115.4 | .4 | 0 |
| Metal bed frames | | 2514-437 | 06/84 | 114.8 | 113.9 | 113.9 | 1.7 | 0 |
| Other metal household furniture (including upholstered furniture, metal folding) | | 2514-498 | 06/84 | 118.7 | 118.7 | 118.7 | 0 | 0 |
| Secondary products and miscellaneous receipts | | 2514-SM | | | | | | |
| Secondary products | | 2514-S | 06/84 | 131.2 | 131.2 | 132.0 | 1.3 | .6 |
| Mattresses and bedsprings | 2515 | | 06/83 | 137.0 | 137.0 | 137.0 | -1 | 0 |
| Primary products | | 2515-P | 06/83 | 137.3 | 137.3 | 137.3 | -2 | 0 |
| Innerspring mattress and foundation sets excl. crib size | | 2515-A | 12/95 | 102.3 | 102.3 | 102.3 | -1 | 0 |
| Twin innerspring mattress and foundation set, excl. crib size | | 2515-411 | 12/95 | 103.0 | 102.9 | 102.7 | 1.2 | -2 |
| Twin innerspring mattress and spring foundation set | | 2515-4111 | 12/95 | 103.3 | 103.2 | 103.0 | 1.7 | -2 |
| Twin innerspring mattress and other foundation set incl. foam and platform | | 2515-4115 | 12/95 | 101.8 | 101.8 | 101.8 | -5 | 0 |
| Full innerspring mattress and foundation sets, excl. crib size | | 2515-42 | 12/95 | 104.0 | 104.0 | 104.0 | 0 | 0 |
| Full innerspring mattress and spring foundation set | | 2515-4211 | 12/95 | 103.8 | 103.8 | 103.8 | -3 | 0 |
| Full innerspring mattress and other foundation incl. foam and platform | | 2515-4222 | 12/95 | 104.9 | 104.9 | 104.9 | 1.4 | 0 |
| Queen innerspring mattress and foundation sets excl. crib size | | 2515-43 | 12/95 | 102.3 | 102.5 | 102.5 | 1.3 | 0 |
| Queen innerspring mattress and spring foundation set | | 2515-4311 | 12/95 | 102.4 | 102.6 | 102.7 | 1.6 | .1 |
| Queen innerspring mattress and other foundation set incl. foam and platform | | 2515-4322 | 12/95 | 101.8 | 101.8 | 101.8 | .4 | 0 |
| King innerspring mattress and foundation sets, excl. crib size | | 2515-44 | 12/95 | 101.6 | 101.6 | 101.6 | 1.0 | 0 |
| King innerspring mattress and spring foundation set | | 2515-441 | 12/95 | 102.0 | 102.0 | 102.0 | 1.3 | 0 |
| King innerspring mattress and other foundation set incl. foam and platform | | 2515-442 | 12/95 | 100.0 | 100.0 | 100.0 | 0 | 0 |
| Other innerspring mattress and foundation sets, excl. crib size | | 2515-45 | 12/95 | 94.2 | 94.2 | 94.7 | -11.1 | .5 |
| Other innerspring mattress and spring foundation set | | 2515-451 | 12/95 | 91.5 | 91.5 | 92.1 | -14.0 | .7 |
| Other mattresses, incl. crib mattresses and mattress inserts | | 2515-71 | 06/83 | 157.6 | 157.6 | 157.6 | .1 | 0 |
| Mattress inserts for dual purpose sleep furniture | | 2515-7161 | 06/89 | 98.2 | 98.2 | 98.2 | .4 | 0 |
| Secondary products and miscellaneous receipts | | 2515-SM | | | | | | |
| Secondary products | | 2515-S | 06/83 | 142.2 | 144.0 | 144.0 | 2.2 | .0 |
| Wood television, radio, phonograph and sewing machine cabinets | 2517 | | 12/85 | 119.0 | 119.0 | 119.0 | -2.7 | 0 |
| Primary products | | 2517-P | 12/85 | 119.8 | 119.8 | 119.8 | -3.1 | 0 |
| TV cabinets & combinations of TV, stereo, and radio | | 2517-115 | 12/85 | 103.9 | (³) | (³) | (³) | (³) |
| Household furniture, n.e.c. | 2519 | | 12/85 | 108.8 | 108.8 | 108.8 | .9 | 0 |
| Primary products | | 2519-P | 12/85 | 107.4 | 107.4 | 107.4 | .9 | 0 |
| Plastics and fibrous glass household furniture | | 2519-11 | 06/91 | 96.9 | 96.9 | 96.9 | 0 | 0 |
| All other plastics and fibrous glass household furniture | | 2519-115 | 06/91 | 107.6 | 107.6 | 107.6 | 0 | 0 |
| Reed & rattan furniture, including willow, wicker & cane | | 2519-13 | 12/85 | 118.7 | 118.7 | 118.7 | 3.8 | 0 |
| All other reed and rattan household furniture | | 2519-135 | 06/91 | 115.5 | 115.5 | 115.5 | 2.3 | 0 |
| Other household furn., exc. wood, metal, plastics or fibrous glass, incl. corrugated furn | | 2519-198 | 06/91 | (³) | (³) | (³) | (³) | (³) |
| Office furniture | 252 | | 12/84 | 142.5 | 143.1 | 143.0 | .9 | -1 |
| Wood office furniture | 2521 | | 06/85 | 142.3 | 144.4 | 144.4 | 2.3 | 0 |
| Primary products | | 2521-P | 06/85 | 143.2 | 144.9 | 144.9 | 1.8 | 0 |
| Wood office seating | | 2521-313 | 06/98 | 101.0 | 102.3 | 102.3 | 2.3 | 0 |
| Desks and extensions | | 2521-331 | 06/85 | 154.1 | 154.3 | 154.3 | 1.2 | 0 |
| Wood storage units, files and tables | | 2521-341 | 06/98 | 100.7 | 102.5 | 102.5 | 2.2 | 0 |
| Wood systems furniture and all other office furniture | | 2521-351 | 06/98 | 100.5 | 101.5 | 101.4 | 1.4 | -1 |
| Secondary products and miscellaneous receipts | | 2521-SM | | | | | | |
| Secondary products | | 2521-S | 06/85 | 120.8 | 120.9 | 120.9 | .2 | 0 |
| Secondary products | | 2521-SSS | 06/85 | 120.9 | 120.9 | 121.0 | -.7 | .1 |
| Office furniture, except wood | | 2522-S | 06/98 | 101.5 | 101.7 | 101.7 | 1.3 | 0 |
| Nonwood office furniture | 2522 | | 12/79 | 191.4 | 191.5 | 191.4 | .5 | -1 |
| Primary products | | 2522-P | 12/79 | 194.7 | 194.8 | 194.7 | .5 | -1 |
| Office seating | | 2522-1 | 12/79 | 185.7 | 185.7 | 185.7 | .2 | 0 |
| Chairs | | 2522-11 | 12/87 | 125.8 | 125.8 | 125.8 | .2 | 0 |
| Side and arm chairs | | 2522-112 | 12/87 | 134.1 | 134.1 | 134.1 | 0 | 0 |
| General office and desk chairs, except secretarial | | 2522-114 | 12/87 | 126.0 | 126.0 | 126.0 | .3 | 0 |
| Other chairs | | 2522-115 | 12/79 | 154.7 | (³) | (³) | (³) | (³) |
| Desks and extensions | | 2522-2 | 12/79 | 184.6 | (³) | 184.6 | .9 | (³) |
| Desks | | 2522-224 | 12/87 | 122.6 | (³) | 122.6 | .9 | (³) |
| Storage units, files and tables | | 2522-5 | 06/95 | 105.9 | 105.9 | 105.9 | 2.0 | -1 |
| Storage units | | 2522-51 | 06/95 | 106.3 | 106.3 | 106.3 | .7 | 0 |
| Bookcases and other storage units | | 2522-512 | 06/95 | 106.3 | 106.3 | 106.3 | .7 | 0 |
| Filing cabinets and cases | | 2522-52 | 12/79 | 184.3 | 184.7 | 184.3 | 3.0 | -2 |
| Vertical files, letter and legal | | 2522-521 | 12/79 | 187.6 | 187.7 | 187.6 | 2.5 | -1 |
| Horizontal or lateral files, letter and legal | | 2522-522 | 12/79 | 157.6 | 158.3 | 157.6 | 4.1 | -4 |
| All other files | | 2522-524 | 12/87 | 127.9 | (³) | 127.9 | 0 | (³) |

See footnotes at end of table.

Table 5. Producer price indexes for the net output of selected industries and their products, not seasonally adjusted
—Continued

| Industry and product ¹ | Industry code | Product code | Index base | Index | | | Percent change to Sep. 1999 from — | |
|--|---------------|--------------|------------|-----------------------|------------------------|------------------------|------------------------------------|------------------|
| | | | | May 1999 ² | Aug. 1999 ² | Sep. 1999 ² | Sep. 1998 | Aug. 1999 |
| Nonwood office furniture—Continued | | | | | | | | |
| Tables | | 2522-53 | 06/95 | 108.6 | 108.6 | 108.6 | -1.0 | 0 |
| Work or conference tables | | 2522-531 | 06/95 | 106.5 | 106.5 | 106.5 | 0 | 0 |
| All other tables | | 2522-532 | 02/96 | 108.0 | 108.0 | 108.0 | -1.5 | 0 |
| Other nonwood office furniture | | 2522-6 | 12/79 | 204.9 | 204.9 | 204.9 | -3 | 0 |
| Systems furniture | | 2522-61 | 12/87 | 143.0 | 143.0 | 143.0 | -3 | 0 |
| Modular systems furniture | | 2522-611 | 12/79 | 146.2 | 146.2 | 146.2 | 0 | 0 |
| Panel systems furniture | | 2522-612 | 12/87 | 147.1 | 147.1 | 147.1 | -3 | 0 |
| Miscellaneous, nonwood office furniture | | 2522-621 | 12/79 | 204.6 | 204.6 | 204.6 | .2 | 0 |
| Secondary products and miscellaneous receipts | | 2522-SM | | | | | | |
| Secondary products | | 2522-S | 12/79 | 166.8 | 166.8 | 166.8 | 1.1 | 0 |
| Public building and related furniture | 253 | | 12/84 | 136.6 | 137.2 | 137.1 | .5 | -1 |
| Public building and related furniture | 2531 | | 12/84 | 136.6 | 137.2 | 137.1 | .5 | -1 |
| Primary products | | 2531-P | 12/84 | 142.5 | 143.1 | 143.0 | .5 | -1 |
| School furniture, except stone, concrete, and library furniture | | 2531-1 | 12/84 | 146.2 | 147.2 | 147.2 | 3.1 | 0 |
| Chairs, all purpose (nonfolding) | | 2531-136 | 12/84 | 144.4 | 147.6 | 147.6 | 3.4 | 0 |
| Other school furniture designed specifically for use in schools | | 2531-198 | 12/84 | 153.9 | 154.2 | 154.2 | .3 | 0 |
| Public building and related furniture, except school and restaurant | | 2531-2 | 12/84 | 144.4 | 145.0 | 144.9 | .1 | -1 |
| Seats for public conveyances | | 2531-211 | 12/84 | 115.7 | 116.1 | 116.1 | .4 | 0 |
| Church furniture | | 2531-23 | 12/84 | 160.9 | 160.9 | 160.9 | 1.3 | 0 |
| Church pews | | 2531-231 | 12/84 | 165.6 | 165.6 | 165.6 | .7 | 0 |
| Chairs and seats, excluding seats for public conveyances and stadiums | | 2531-25 | 12/84 | 217.5 | 218.3 | 218.2 | -1.4 | 0 |
| Fixed | | 2531-251 | 12/84 | 142.9 | 142.9 | 142.9 | 0 | 0 |
| Stadium and bleacher seating, including grandstands | | 2531-261 | 12/84 | 165.5 | 165.5 | (³) | (³) | (³) |
| Other public building furniture | | 2531-298 | 12/84 | 135.7 | 136.2 | 136.2 | -7.6 | 0 |
| Secondary products and miscellaneous receipts | | 2531-SM | | | | | | |
| Secondary products | | 2531-S | 12/84 | 97.9 | 98.9 | 98.5 | .7 | -4 |
| Partitions, shelving, lockers, and office and store fixtures | 254 | | 12/84 | 143.1 | 143.8 | 144.0 | 1.3 | .1 |
| Wood partitions and fixtures | 2541 | | 12/83 | 156.3 | 158.4 | 158.9 | 2.5 | .3 |
| Primary products | | 2541-P | 12/83 | 158.7 | 161.1 | 161.6 | 2.5 | .3 |
| Wood partitions, shelving, and lockers | | 2541-1 | 12/83 | 123.0 | 126.2 | 130.9 | 6.5 | 3.7 |
| Plastic laminated fixture tops | | 2541-2 | 12/83 | 149.3 | 150.8 | 150.5 | 1.4 | -2 |
| Wood fixtures for stores, banks, offices, etc. | | 2541-3 | 12/83 | 165.9 | 168.4 | 168.7 | 2.6 | .2 |
| Retail store fixtures, except food store: custom | | 2541-33A | 12/83 | 168.0 | 170.7 | 171.4 | 4.0 | .4 |
| All other fixtures and displays | | 2541-331 | 06/97 | 105.1 | 107.3 | 107.9 | 4.7 | .6 |
| Walls and wall fixtures | | 2541-332 | 08/84 | 134.3 | 135.0 | 135.0 | 2.4 | 0 |
| Retail store fixtures, except food store: manufacturers' standard | | 2541-337 | 12/83 | 194.9 | 196.6 | 196.6 | 1.1 | 0 |
| Retail food store fixtures | | 2541-338 | 06/88 | 107.2 | 107.2 | (³) | (³) | (³) |
| All other wood fixtures | | 2541-399 | 06/97 | 100.2 | 102.4 | 102.3 | 2.1 | -1 |
| Secondary products and miscellaneous receipts | | 2541-SM | | | | | | |
| Miscellaneous receipts | | 2541-M | 01/84 | 135.0 | 135.0 | 135.0 | 0 | 0 |
| Contract work and other miscellaneous receipts | | 2541-XY9 | 06/97 | 100.0 | (³) | (³) | (³) | (³) |
| Secondary products | | 2541-S | 12/83 | 144.0 | 145.9 | 146.9 | 4.8 | .7 |
| Partitions and fixtures, except wood | 2542 | | 12/83 | 145.9 | 145.9 | 145.9 | 1.1 | 0 |
| Primary products | | 2542-P | 12/83 | 140.1 | 140.1 | 140.1 | 1.4 | 0 |
| Partitions | | 2542-1 | 12/83 | 140.5 | 140.5 | 140.5 | 4.3 | 0 |
| Shelving and lockers | | 2542-2 | 12/83 | 139.7 | 139.7 | 139.7 | .1 | 0 |
| Storage racks and accessories | | 2542-3 | 12/83 | 141.1 | 141.2 | 141.2 | .8 | 0 |
| Fixtures for stores, banks, offices, etc. | | 2542-4 | 12/83 | 139.7 | 139.5 | 139.5 | 1.8 | 0 |
| Custom retail store fixtures, except food store | | 2542-463 | 12/83 | 127.8 | 127.8 | 127.8 | 1.8 | 0 |
| Standard retail store fixtures, except food store | | 2542-465 | 12/83 | 137.7 | 138.9 | 136.9 | -6 | 0 |
| Retail food store fixtures | | 2542-467 | 12/83 | 145.6 | 145.6 | 145.6 | 0 | 0 |
| All other non-wood fixtures, including bank, cabinets, counters, racks, etc. | | 2542-499 | 12/96 | 109.3 | 109.3 | 109.3 | 4.2 | 0 |
| Secondary products and miscellaneous receipts | | 2542-SM | | | | | | |
| Secondary products | | 2542-S | 12/83 | 144.8 | 144.8 | 144.8 | .1 | 0 |
| Miscellaneous furniture and fixtures | 259 | | 12/84 | 139.1 | 139.1 | 139.4 | 1.2 | .2 |
| Drapery hardware and blinds and shades | 2591 | | 06/84 | 144.8 | 144.7 | 145.3 | 1.8 | .4 |
| Primary products | | 2591-P | 06/84 | 145.7 | 145.7 | 146.3 | 1.7 | .4 |
| Window shades and accessories | | 2591-3 | 06/84 | 125.1 | 125.6 | 126.4 | -7 | .6 |
| Window shades | | 2591-31 | 06/84 | 123.7 | 124.3 | 125.3 | -1.8 | .8 |
| Plastic window shades | | 2591-311 | 06/84 | 140.7 | 140.7 | 141.1 | .5 | .3 |
| Other window shades including cloth and paper | | 2591-313 | 06/84 | 118.3 | 119.1 | 120.2 | -2.7 | .9 |
| Venetian blinds | | 2591-4 | 06/84 | 130.5 | 130.0 | 130.8 | 2.7 | .6 |
| Complete venetian blinds, vertical and horizontal | | 2591-45 | 06/84 | 139.7 | 139.0 | 140.1 | 2.9 | .8 |
| Aluminum slat blinds | | 2591-452 | 06/84 | 137.0 | 135.9 | 137.6 | 4.3 | 1.3 |
| All other venetian blinds including wood and plastic | | 2591-459 | 06/84 | 163.4 | 163.4 | 163.4 | .7 | 0 |
| Unassembled venetian blinds, parts, and components fabricated at plant | | 2591-471 | 06/84 | 96.4 | 96.4 | 96.4 | 1.7 | 0 |
| Other shades and blinds n.e.c., curtain and drapery rods, poles and other hardware | | 2591-5 | 06/84 | 153.0 | 154.2 | 153.6 | .9 | -4 |

See footnotes at end of table.

Table 5. Producer price indexes for the net output of selected industries and their products, not seasonally adjusted
—Continued

| Industry and product ¹ | Industry code | Product code | Index base | Index | | | Percent change to Sep. 1999 from — | |
|--|---------------|--------------|------------|-----------------------|------------------------|------------------------|------------------------------------|------------------|
| | | | | May 1999 ² | Aug. 1999 ² | Sep. 1999 ² | Sep. 1998 | Aug. 1999 |
| Drapery hardware and blinds and shades—Continued | | | | | | | | |
| Other shades and blinds, except canvas and other textile fabrics | | 2591-511 | 06/84 | 149.5 | (⁹) | (⁹) | (⁹) | (⁹) |
| Curtain and drapery rods, poles, and fixtures fabricated at plant | | 2591-517 | 06/84 | 151.9 | 153.2 | 152.5 | 1.0 | -0.5 |
| Secondary products and miscellaneous receipts | | | | | | | | |
| Miscellaneous receipts | | 2591-SM | | | | | | |
| Resales | | 2591-M | 06/84 | 143.1 | 142.0 | 142.3 | 4.6 | .2 |
| Secondary products | | 2591-Z89 | 06/84 | 143.7 | 142.6 | 142.9 | 4.6 | .2 |
| | | 2591-S | 06/84 | (⁹) | (⁹) | (⁹) | (⁹) | (⁹) |
| Furniture and fixtures, n.e.c. 2599 | | | | | | | | |
| Primary products | | 2599-P | 12/85 | 135.4 | 135.5 | 135.5 | .7 | 0 |
| Hospital and similar health care beds | | 2599-1 | 12/85 | 138.4 | 138.4 | 138.4 | .8 | 0 |
| Hospital and similar health care beds | | 2599-101 | 12/85 | 113.5 | (⁹) | (⁹) | (⁹) | (⁹) |
| Restaurant, cafeteria and bar furniture | | 2599-2 | 12/85 | 143.0 | 143.1 | 143.1 | 1.1 | 0 |
| Wood chairs and stools | | 2599-241 | 12/85 | 150.4 | 150.4 | 150.4 | .6 | 0 |
| Upholstered | | 2599-24101 | 06/91 | 120.4 | 120.4 | 120.4 | 3.2 | 0 |
| Metal chairs and stools | | 2599-245 | 12/85 | 139.4 | 139.4 | 139.4 | .6 | 0 |
| Upholstered | | 2599-24501 | 06/91 | 118.7 | 118.7 | 118.7 | .7 | 0 |
| Booths, bars and back bars | | 2599-247 | 12/85 | 136.3 | 136.4 | 136.3 | 2.3 | -1 |
| Other restaurant, cafeteria and bar furniture | | 2599-248 | 12/85 | 143.1 | 143.3 | 143.3 | 1.3 | 0 |
| Other furniture and fixtures, n.e.c. | | 2599-3 | 12/85 | 143.5 | 143.5 | 143.6 | .3 | .1 |
| Industrial furniture, including benches, stools, sorting tables and cabinets | | 2599-353 | 12/85 | 146.4 | 146.4 | 147.0 | .1 | .4 |
| All other furniture and fixtures, n.e.c. | | 2599-354 | 12/85 | 142.7 | 142.7 | 142.7 | .4 | 0 |
| Secondary products and miscellaneous receipts | | 2599-SM | | | | | | |
| Secondary products | | 2599-S | 12/85 | 118.3 | 118.3 | 118.4 | .6 | .1 |
| Paper and allied products | 26 | | 12/84 | 134.8 | 137.8 | 138.8 | 2.4 | .7 |
| Pulp mills | 261 | | 12/82 | 117.4 | 124.1 | 129.4 | 4.6 | 4.3 |
| Pulp mills | 2611 | | 12/82 | 117.4 | 124.1 | 129.4 | 4.6 | 4.3 |
| Primary products | | 2611-P | 12/82 | 122.3 | 129.3 | 134.8 | 4.6 | 4.3 |
| Other pulp, including pulpmill byproducts, except tall oil | | 2611-2 | 12/82 | 118.3 | 126.6 | 133.0 | 4.6 | 5.1 |
| Woodpulp | | 2611-21 | 12/82 | 110.8 | 119.6 | 126.2 | 4.5 | 5.5 |
| Sulfate woodpulp, including soda | | 2611-213 | 12/82 | 112.4 | 121.3 | 128.0 | 4.5 | 5.5 |
| Sulfate, bleached and semibleached (including soda) | | 2611-2134 | 06/88 | 67.8 | 73.1 | 77.2 | 4.3 | 5.6 |
| Sulfate, softwood | | 2611-21341 | 12/82 | 109.3 | 118.4 | 127.5 | .6 | 7.7 |
| Exports | | 2611-2134E | 12/93 | 99.6 | (⁹) | (⁹) | (⁹) | (⁹) |
| Domestic (market shipments only) | | 2611-2134M | 06/88 | 60.7 | 67.7 | 77.0 | 8.3 | 13.7 |
| Sulfate, hardwood | | 2611-21342 | 12/82 | 118.7 | 127.5 | 131.6 | 9.1 | 3.2 |
| Pulp, other than wood, and miscellaneous pulp mill byproducts | | 2611-25 | 06/88 | 132.5 | 133.7 | 135.0 | 5.1 | 1.0 |
| Other pulp, including pulp made from straw, rag, flax, etc. | | 2611-2513 | 12/93 | 109.0 | 111.0 | 113.3 | 11.2 | 2.1 |
| Paper mill products except building paper | 262 | | 06/81 | 138.5 | 138.6 | 138.4 | -3.4 | -1 |
| Paper mills | 2621 | | 06/81 | 138.4 | 138.6 | 138.4 | -3.3 | -1 |
| Primary products | | 2621-P | 06/81 | 139.0 | 138.6 | 139.1 | -3.3 | .4 |
| Tissue paper and sanitary paper stock | | 2621-A | 06/81 | 145.4 | 143.1 | 143.4 | -1.5 | .2 |
| Sanitary papers, including stock, made in papermills | | 2621-A4 | 06/81 | 143.7 | 141.5 | 141.8 | -1.5 | .2 |
| Toilet tissue and stock | | 2621-A41 | 11/87 | 115.6 | 116.9 | 112.4 | (⁹) | -3.8 |
| Facial tissue and stock | | 2621-A42 | 08/81 | 139.4 | 139.0 | 139.4 | (⁹) | .3 |
| Napkins and napkin stock | | 2621-A43 | 06/81 | 128.9 | 130.3 | 130.9 | 4.9 | .5 |
| Towels and towel stock | | 2621-A44 | 08/81 | 161.7 | 150.8 | 159.5 | -2.9 | 5.8 |
| Newsprint | | 2621-B | 06/81 | 122.9 | (⁹) | 116.2 | -22.9 | (⁹) |
| Printing and writing grades | | 2621-C | 12/87 | 116.6 | 118.4 | 118.4 | .9 | 0 |
| Groundwood paper, uncoated | | 2621-2 | 06/81 | 100.4 | (⁹) | (⁹) | (⁹) | (⁹) |
| Publication and printing | | 2621-211 | 06/81 | 96.4 | (⁹) | (⁹) | (⁹) | (⁹) |
| Clay coated printing and converting paper | | 2621-3 | 06/81 | 155.7 | 156.0 | 156.2 | 0 | .1 |
| Coated 1-side | | 2621-34 | 06/81 | 171.4 | 171.4 | 172.4 | -.3 | .6 |
| Coated 2-sides | | 2621-36 | 06/81 | 155.4 | 155.8 | 155.8 | .1 | 0 |
| No. 3 coated 2-sides | | 2621-363 | 06/81 | 161.5 | 161.7 | 161.7 | .4 | 0 |
| No. 5 coated 2-sides | | 2621-365 | 06/81 | 135.4 | 131.4 | 131.4 | -7.2 | 0 |
| Coated 2-sides except No. 3 and No. 5 | | 2621-366 | 06/81 | 153.0 | 154.3 | 154.3 | 1.0 | 0 |
| No. 4 coated 2-sides | | 2621-36604 | 12/87 | 124.6 | 124.6 | (⁹) | (⁹) | (⁹) |
| All other clay coated 2-sides, including No.1 and No. 2 | | 2621-36606 | 12/87 | 118.6 | 120.8 | 120.8 | 2.2 | 0 |
| Book paper, uncoated free sheet | | 2621-4 | 06/81 | 127.9 | 131.3 | 130.9 | 1.8 | -.3 |
| Chemical woodpulp writing paper, except body stock | | 2621-421 | 06/81 | 125.3 | 127.9 | 126.9 | 1.9 | -.8 |
| Unwatermarked bond | | 2621-4211 | 12/87 | 122.5 | 126.2 | 126.6 | .9 | .3 |
| Unwatermarked bond, No. 4 grade | | 2621-42111 | 06/81 | 138.3 | 146.2 | 147.2 | 4.2 | .7 |
| Form bond, in rolls | | 2621-4215 | 12/87 | 101.4 | 102.5 | 102.5 | 2.9 | 0 |
| 15 lb. form bond in rolls | | 2621-42155 | 06/81 | 96.1 | (⁹) | (⁹) | (⁹) | (⁹) |
| Form bond in rolls, except 12, 15 and 20 lb. grades | | 2621-42159 | 06/81 | 116.9 | 120.2 | 119.9 | 8.2 | -.2 |
| Other writing papers, including manifold and carbonless base stock & body stock for commun | | 2621-4217 | 06/81 | 128.4 | (⁹) | (⁹) | (⁹) | (⁹) |
| Publication and printing grade free sheet | | 2621-441 | 06/81 | 128.1 | 132.6 | 133.7 | 3.5 | .8 |
| Offset | | 2621-44122 | 06/81 | 129.0 | 132.5 | 133.3 | 3.7 | .6 |
| Cover and text papers | | 2621-485 | 06/81 | 164.6 | 164.7 | 164.1 | -1.1 | -.4 |

See footnotes at end of table.

Table 5. Producer price indexes for the net output of selected industries and their products, not seasonally adjusted
—Continued

| Industry and product ¹ | Industry code | Product code | Index base | Index | | | Percent change to Sep. 1999 from — | |
|---|---------------|--------------|------------|-----------------------|------------------------|------------------------|------------------------------------|------------------|
| | | | | May 1999 ² | Aug. 1999 ² | Sep. 1999 ² | Sep. 1998 | Aug. 1999 |
| Paper mills—Continued | | | | | | | | |
| Other converting and miscellaneous free sheet, including body stock for coating | | 2621-481 | 12/87 | 105.4 | 110.5 | 109.5 | -1.4 | -0.9 |
| Envelope paper | | 2621-4811 | 12/87 | 103.4 | 109.0 | 109.0 | 3.1 | 0 |
| White wove envelope paper | | 2621-48111 | 12/87 | 102.4 | 110.1 | 110.1 | 4.3 | 0 |
| Kraft envelope paper (including unbleached, semi-bleached and bleached kraft) | | 2621-48112 | 12/87 | 125.1 | 125.1 | 125.1 | 0 | 0 |
| All other uncoated free sheet, n.e.c., including body stock for coating | | 2621-4812 | 06/81 | 115.6 | 118.9 | 114.3 | -14.8 | -3.9 |
| Bleached bristols, excluding cotton fiber index and bogus | | 2621-5 | 06/81 | 138.7 | 138.8 | 139.7 | -1.3 | .6 |
| Uncoated bristols | | 2621-5A | 06/81 | 137.2 | 137.3 | 138.8 | .4 | 1.1 |
| Other uncoated bristols, including index, printing and postcard | | 2621-551 | 12/99 | 103.7 | 104.0 | 105.5 | -.6 | 1.4 |
| Cotton fiber paper and thin paper | | 2621-6 | 06/81 | 169.9 | 170.0 | 170.0 | .1 | 0 |
| Thin paper | | 2621-671 | 06/81 | 159.7 | 159.9 | 159.9 | .3 | 0 |
| Packaging and industrial grade papers | | 2621-D | 12/87 | 139.8 | 141.4 | 142.5 | 2.9 | .8 |
| Unbleached kraft packaging and industrial converting paper | | 2621-7 | 06/81 | 198.9 | 208.2 | 208.2 | 6.6 | 0 |
| Bag and sack, other than shipping sack | | 2621-751 | 06/81 | 185.3 | (³) | (³) | (³) | (³) |
| Packaging and industrial converting paper, except unbleached kraft. ... | | 2621-8 | 06/81 | 135.1 | 135.1 | 135.1 | -2.4 | 0 |
| Special industrial paper | | 2621-9 | 06/81 | 164.4 | 162.5 | 165.7 | 2.8 | 2.0 |
| Construction paper | | 2621-E | | | | | | |
| Secondary products and miscellaneous receipts | | 2621-SM | | | | | | |
| Secondary products | | 2621-S | 06/81 | 116.5 | 121.9 | 115.1 | -3.0 | -5.6 |
| Pulp mill products | | 2611-S | 06/81 | 64.9 | 69.4 | 65.5 | -.8 | -5.6 |
| Paperboard mills | 263 | | 12/82 | 162.6 | 175.7 | 173.7 | 7.6 | -1.1 |
| Paperboard mills | 2631 | | 12/82 | 162.7 | 175.8 | 173.7 | 7.6 | -1.2 |
| Primary products | | 2631-P | 12/82 | 153.6 | 167.4 | 164.4 | 7.2 | -1.8 |
| Paperboard, made from primarily virgin wood pulp | | 2631-A | 12/88 | 100.4 | 110.9 | 107.8 | 9.2 | -2.8 |
| Unbleached kraft packaging and industrial converting paperboard (>80% virgin wood pulp) | | 2631-1 | 12/82 | 149.7 | 166.1 | 161.1 | 10.1 | -3.0 |
| Unbleached linerboard | | 2631-111 | 12/82 | 147.3 | 165.5 | 158.4 | 8.9 | -4.3 |
| 42 lb. kraft linerboard | | 2631-11101 | 12/82 | 150.6 | 171.1 | 161.5 | 6.9 | -5.6 |
| Other unbleached linerboard | | 2631-11102 | 12/82 | 141.1 | 155.8 | 152.5 | 12.1 | -2.1 |
| Bleached packaging and industrial converting paperboard (>80% virgin wood pulp) | | 2631-2 | 12/82 | 151.3 | 154.0 | 157.8 | .6 | 2.5 |
| Linerboard | | 2631-211 | 12/82 | 145.5 | 160.0 | 155.6 | 8.7 | -2.8 |
| Folding carton-type board | | 2631-241 | 12/82 | 146.6 | 147.5 | 154.0 | .7 | 4.4 |
| Bleached paperboard for moist, liquid or oily foods, including milk carton board | | 2631-26 | 12/88 | 120.0 | 128.4 | 128.8 | 1.7 | .3 |
| Other bleached paperboard for packaging and other solid bleached board | | 2631-28 | 12/88 | 118.4 | 118.4 | 119.1 | -2.6 | .6 |
| Semichemical paperboard (>75% virgin wood pulp) | | 2631-3 | | | | | | |
| Corrugating medium | | 2631-321 | 12/82 | 138.7 | 168.4 | 153.9 | 19.7 | -8.6 |
| Recycled paperboard | | 2631-4 | 12/82 | 168.8 | 177.7 | 179.2 | 2.6 | .8 |
| Linerboard (<80% virgin fiber) | | 2631-411 | 12/82 | 153.6 | 161.1 | 168.0 | 16.5 | 4.3 |
| Corrugating medium (<75% virgin fiber) | | 2631-421 | 12/82 | 151.8 | 192.5 | 196.0 | 37.3 | 1.8 |
| Folding carton board | | 2631-44 | 12/88 | 116.9 | 116.6 | 121.1 | .7 | 3.9 |
| Clay-coated folding carton board | | 2631-446 | 12/82 | 131.8 | 131.4 | 135.9 | -.2 | 3.4 |
| Other recycled paperboard | | 2631-48 | 12/88 | 135.6 | 142.7 | 143.8 | 2.3 | .8 |
| Secondary products and miscellaneous receipts | | 2631-SM | | | | | | |
| Secondary products | | 2631-S | 12/82 | 224.6 | 226.2 | 236.8 | 11.3 | 4.7 |
| Papermill products | | 2621-S | 12/88 | 136.4 | 137.7 | 141.1 | 5.9 | 2.5 |
| Paperboard containers and boxes | 265 | | 12/84 | 142.7 | 147.0 | 149.4 | 6.0 | 1.6 |
| Setup paperboard boxes | 2652 | | 12/83 | 160.9 | 160.9 | 160.9 | .8 | 0 |
| Primary products | | 2652-P | 12/83 | 159.1 | 159.1 | 159.1 | .9 | 0 |
| Setup paperboard boxes (classified by end use) | | 2652-1 | 12/83 | 159.1 | 159.1 | 159.1 | .9 | 0 |
| Department stores and other retail stores | | 2652-131 | 12/83 | 165.2 | (³) | 165.2 | 1.8 | (³) |
| Confections | | 2652-141 | 12/83 | 135.2 | 135.2 | 135.2 | 1.6 | 0 |
| Cosmetics, including soap | | 2652-151 | 12/83 | 121.0 | 121.0 | 121.0 | 0 | 0 |
| Stationery and office supplies | | 2652-161 | 12/83 | 168.2 | 168.2 | 168.2 | .1 | 0 |
| All other end uses, n.e.c. | | 2652-198 | 12/83 | 173.4 | 173.4 | 173.4 | .9 | 0 |
| Secondary products and miscellaneous receipts | | 2652-SM | | | | | | |
| Secondary products | | 2652-S | 12/83 | 180.0 | 180.0 | 180.0 | 0 | 0 |
| Corrugated and solid fiber boxes | 2653 | | 03/80 | 172.8 | 180.1 | 186.4 | 10.8 | 3.5 |
| Primary products | | 2653-P | 03/80 | 174.2 | 181.8 | 188.4 | 11.2 | 3.6 |
| Corrugated shipping containers | | 2653-1 | 03/80 | 172.1 | 179.3 | 186.3 | 11.1 | 3.9 |
| For foods and beverages | | 2653-112 | 03/80 | 161.9 | 168.4 | 175.9 | 12.0 | 4.5 |
| For canned and bottled foods and beverages | | 2653-11201 | 06/87 | 137.9 | 145.9 | 150.0 | 13.3 | 2.8 |
| For fresh fruits and vegetables | | 2653-11202 | 06/87 | 143.7 | 148.8 | 158.1 | 13.9 | 6.3 |
| For dry goods | | 2653-11203 | 06/87 | 117.7 | 123.2 | 133.3 | 11.5 | 8.2 |
| For all food and beverage uses not specified | | 2653-11204 | 06/87 | 113.8 | 117.0 | 121.9 | 10.8 | 4.2 |
| For paper and allied products | | 2653-113 | 03/80 | 174.8 | 184.9 | 192.8 | 13.7 | 4.3 |
| For metal products and machinery, equipment and supplies, except electrical | | 2653-116 | 03/80 | 183.7 | 189.0 | 192.5 | 6.0 | 1.9 |
| For electrical machinery, equipment, supplies and appliances | | 2653-118 | 03/80 | 164.5 | 170.4 | 177.3 | 13.9 | 4.0 |

See footnotes at end of table.

**Table 5. Producer price indexes for the net output of selected industries and their products, not seasonally adjusted
—Continued**

| Industry and product ¹ | Industry code | Product code | Index base | Index | | | Percent change to Sep. 1999 from — | |
|--|---------------|--------------|------------|-----------------------|------------------------|------------------------|------------------------------------|------------------|
| | | | | May 1999 ² | Aug. 1999 ² | Sep. 1999 ² | Sep. 1998 | Aug. 1999 |
| Corrugated and solid fiber boxes—Continued | | | | | | | | |
| For all other uses not specified above | | 2653-119 | 03/80 | 177.2 | 184.4 | 191.2 | 10.5 | 3.7 |
| For chemicals and drugs, including paints, varnishes, cosmetics and soaps | | 2653-11901 | 06/87 | 141.3 | 145.5 | 151.4 | 7.1 | 4.1 |
| For lumber and wood products, including furniture | | 2653-11902 | 06/87 | 153.4 | 153.4 | 167.0 | 8.3 | 8.9 |
| For all other uses | | 2653-11903 | 06/87 | 139.5 | 146.2 | 150.5 | 11.3 | 2.9 |
| Corrugated paperboard in sheets and rolls, lined and unlined | | 2653-3 | 03/80 | 172.8 | 185.1 | 190.1 | 16.3 | 2.7 |
| Corrugated and solid fiber pallets, pads, and partitions | | 2653-4 | 03/80 | 231.9 | 240.3 | 245.7 | 7.2 | 2.2 |
| Secondary products and miscellaneous receipts | | 2653-SM | | | | | | |
| Secondary products | | 2653-S | 12/90 | 117.1 | 117.2 | 117.2 | .3 | 0 |
| Fiber cans, drums and similar products | 2655 | | 12/85 | 156.9 | 160.2 | 164.2 | 4.9 | 2.5 |
| Primary products | | 2655-P | 12/85 | 159.4 | 162.5 | 166.8 | 5.0 | 2.6 |
| Paperboard fiber drums with metal, wood, plastic or paperboard ends | | 2655-1 | 12/85 | 151.2 | 161.8 | 161.8 | 8.3 | 0 |
| Fiber cans, tubes, and similar fiber products | | 2655-2 | 12/85 | 161.4 | 162.1 | 167.7 | 4.0 | 3.5 |
| Cans, all fiber and composite | | 2655-221 | 12/85 | 145.0 | 145.5 | 145.5 | .7 | 0 |
| Food products | | 2655-221A | 12/85 | 154.0 | (⁹) | 154.6 | .6 | (⁹) |
| All other food products, excluding pet food | | 2655-22113 | 12/85 | 179.4 | (⁹) | 180.0 | .6 | (⁹) |
| Non-food products | | 2655-221B | | | | | | |
| All other non-food products, including pet food | | 2655-22117 | 12/85 | 123.7 | 124.3 | 124.3 | 2.9 | 0 |
| Cores and tubes | | 2655-231 | 12/85 | 170.2 | 170.5 | 180.3 | 5.6 | 5.7 |
| Paperboard cones, reels, spools, bobbins, blocks and other products | | 2655-271 | 12/85 | 160.0 | 165.3 | 169.5 | 8.0 | 2.5 |
| Secondary products and miscellaneous receipts | | 2655-SM | | | | | | |
| Secondary products | | 2655-S | 12/85 | 133.7 | 133.7 | 136.6 | 1.2 | 2.2 |
| Sanitary food containers | 2656 | | 06/85 | 159.6 | 163.9 | 146.6 | -10.3 | -10.6 |
| Primary products | | 2656-P | 06/85 | 156.6 | 160.7 | 143.8 | -10.2 | -10.5 |
| Cups and liquid-tight containers | | 2656-2 | 06/85 | 174.1 | 187.8 | 163.2 | -8.2 | -13.1 |
| Liquid-tight and round nested food containers, including lids and tops | | 2656-233 | 06/85 | 143.6 | (⁹) | 149.4 | 4.0 | (⁹) |
| Drinking cups and portion serving cups | | 2656-235 | 06/85 | 175.8 | 190.6 | 162.1 | -9.9 | -15.0 |
| Other sanitary food containers, boards, and trays, except folding | | 2656-5 | 06/85 | 136.3 | 135.2 | 123.6 | -6.0 | -8.6 |
| Pressed plates, dishes, spoons and similar products | | 2656-511 | 06/85 | 138.3 | 137.4 | 121.0 | -8.1 | -11.9 |
| Folding paperboard boxes | 2657 | | 12/83 | 142.1 | 142.2 | 142.3 | -.8 | .1 |
| Primary products | | 2657-P | 12/83 | 141.2 | 141.2 | 141.3 | -.8 | .1 |
| Folding paperboard boxes, except sanitary food containers, classified by end use | | 2657-1 | 12/83 | 141.0 | 141.0 | 141.2 | -1.0 | .1 |
| Dry food and produce, incl. pet and animal food | | 2657-114 | 12/83 | 130.6 | 131.4 | 131.1 | -1.5 | -.2 |
| Bottled and canned beverages | | 2657-121 | 12/83 | 136.8 | 136.8 | 136.8 | -1.3 | 0 |
| Soaps and detergents | | 2657-131 | 12/83 | 123.1 | 122.9 | 123.7 | -3.4 | .7 |
| Hardware and household supplies | | 2657-151 | 12/83 | 150.6 | 150.8 | 151.5 | .9 | .5 |
| Cosmetics and medicinal products | | 2657-171 | 12/83 | 136.4 | 136.4 | 136.5 | -1.3 | .1 |
| Cosmetics | | 2657-17101 | 12/83 | 128.4 | 128.4 | 129.5 | .5 | .9 |
| Medicinal products | | 2657-17102 | 12/83 | 140.9 | 140.9 | 140.2 | -2.4 | -.5 |
| Paper goods or products, including book mailers | | 2657-181 | 12/83 | 143.1 | 142.9 | 143.8 | .5 | .6 |
| Folding carry-out boxes and trays for retail food | | 2657-195 | 12/88 | 110.0 | 110.0 | 110.0 | -.1 | 0 |
| All other end uses, n.e.c. | | 2657-198 | 12/83 | 157.0 | 156.5 | 156.8 | -1.3 | .2 |
| Folding sanitary containers for liquid, moist, oily or perishable foods | | 2657-2 | 06/85 | 130.4 | 130.9 | 130.4 | 0 | -.4 |
| Bakery, fresh | | 2657-201 | 06/85 | 132.1 | 132.5 | 132.8 | -.2 | .2 |
| Butter and ice cream packages and food pails | | 2657-202 | 06/85 | 176.9 | 176.9 | 176.9 | -1.2 | 0 |
| Processed meat, margarine, lard and shortening | | 2657-203 | 06/85 | 108.2 | 105.5 | 102.7 | -.1 | -2.7 |
| Other, including frozen foods | | 2657-204 | 12/88 | 100.5 | 102.3 | 102.0 | 1.5 | -.3 |
| Secondary products and miscellaneous receipts | | 2657-SM | | | | | | |
| Secondary products | | 2657-S | 12/83 | 147.0 | 147.5 | 147.4 | .2 | -.1 |
| Converted paper and paperboard products, except containers and boxes | 267 | | 06/93 | 107.2 | 108.3 | 109.0 | .9 | .6 |
| Paper coated and laminated, packaging | 2671 | | 06/93 | 112.9 | 115.2 | 116.5 | 1.4 | 1.1 |
| Primary products | | 2671-P | 12/87 | 132.7 | 135.9 | 137.8 | 1.7 | 1.4 |
| Single web paper (coated rolls and sheets including waxed) | | 2671-1 | 12/87 | 134.1 | 137.7 | 139.3 | -.9 | 1.2 |
| Single web film (coated rolls and sheets including coextruded) | | 2671-2 | 12/87 | 118.3 | 118.3 | 121.5 | 2.7 | 2.7 |
| Paper/paper multiweb laminations | | 2671-3 | 12/87 | 127.3 | (⁹) | (⁹) | (⁹) | (⁹) |
| Multiweb laminated rolls and sheets ex paper/paper and foil | | 2671-4 | 12/87 | 142.1 | 147.7 | 147.7 | 2.6 | 0 |
| Secondary products and miscellaneous receipts | | 2671-SM | | | | | | |
| Secondary products | | 2671-S | 06/93 | (⁹) | 112.3 | 112.3 | (⁹) | 0 |
| Secondary products | | 2671-SSS | 06/93 | 112.6 | (⁹) | (⁹) | (⁹) | (⁹) |
| Paper coated and laminated, n.e.c. | 2672 | | 06/93 | 109.6 | 109.7 | 109.8 | .5 | .1 |
| Primary products | | 2672-P | 12/87 | 130.9 | 130.9 | 131.2 | .4 | .2 |
| Printing paper coated at establishments other than where paper was produced | | 2672-1 | 12/82 | 178.0 | (⁹) | (⁹) | (⁹) | (⁹) |
| Gummed products | | 2672-2 | 09/93 | (⁹) | (⁹) | 90.9 | (⁹) | (⁹) |
| Pressure sensitive products | | 2672-3 | 12/82 | 138.6 | 138.7 | 138.9 | .8 | .1 |
| Single-faced tape | | 2672-301 | 12/87 | 132.3 | 131.8 | 132.3 | 1.1 | .4 |
| Pressure sensitive base stock for labels | | 2672-381 | 04/83 | 157.1 | 157.0 | 157.1 | -.8 | .1 |
| Other pressure sensitive products, n.e.c. | | 2672-398 | 06/99 | (⁹) | 101.3 | 100.8 | (⁹) | -.5 |
| Other coated and processed papers, except for packaging uses | | 2672-4 | 12/82 | 160.8 | 160.4 | 160.3 | -1.7 | -.1 |

See footnotes at end of table.

**Table 5. Producer price indexes for the net output of selected industries and their products, not seasonally adjusted
—Continued**

| Industry and product ¹ | Industry code | Product code | Index base | Index | | | Percent change to Sep. 1999 from — | |
|--|---------------|--------------|------------|-----------------------|------------------------|------------------------|------------------------------------|------------------|
| | | | | May 1999 ² | Aug. 1999 ² | Sep. 1999 ² | Sep. 1998 | Aug. 1999 |
| Paper coated and laminated, n.e.c.—Continued | | | | | | | | |
| Secondary products and miscellaneous receipts | | 2672-SM | | | | | | |
| Miscellaneous receipts | | 2672-M | 06/93 | 101.8 | 104.2 | 103.5 | 1.7 | -0.7 |
| Resales | | 2672-Z89 | 07/93 | 103.9 | 106.4 | 105.9 | 1.9 | -5 |
| Secondary products | | 2672-S | 06/93 | 114.7 | 114.7 | 114.7 | .7 | 0 |
| Secondary products | | 2672-SSS | 06/93 | 115.3 | (³) | (³) | (³) | (³) |
| Plastics, foil and coated paper bags | | | | | | | | |
| Primary products | 2673 | 2673-P | 12/83 | 156.9 | 159.7 | 162.2 | 4.4 | 1.6 |
| Specialty bags and liners, single web paper, coated | | 2673-1 | 11/84 | 145.9 | 143.8 | 145.9 | .3 | 1.5 |
| Specialty bags and liners, single web film | | 2673-2 | 12/83 | 133.6 | 136.3 | 138.6 | 4.8 | 1.7 |
| Polyethylene bags | | 2673-21 | 12/90 | 95.3 | 97.0 | 99.0 | 5.1 | 2.1 |
| Grocery and variety | | 2673-211 | 12/90 | 83.7 | 88.0 | 88.5 | 5.7 | .6 |
| Refuse | | 2673-212 | 12/90 | 91.7 | 90.6 | 92.8 | 1.2 | 2.4 |
| Textile and clothing | | 2673-214 | 12/90 | 115.5 | 118.0 | 127.3 | 14.4 | 7.9 |
| Shipping sacks | | 2673-216 | 12/90 | 104.4 | 113.9 | 118.1 | 15.2 | 3.7 |
| Household food storage | | 2673-217 | 12/83 | 95.8 | 97.3 | 99.7 | 7.6 | 2.5 |
| Other polyethylene bags | | 2673-218 | 12/90 | 108.9 | 110.6 | 111.1 | 1.7 | .5 |
| Single web film bags other than polyethylene | | 2673-22 | 12/90 | 120.0 | 123.7 | 123.7 | 2.9 | 0 |
| Other film type | | 2673-223 | 12/90 | 104.0 | 116.8 | 116.8 | 11.6 | 0 |
| Specialty bags and liners, multiweb laminations and foil | | 2673-3 | 12/83 | 140.6 | 137.3 | 141.6 | 1.6 | 3.1 |
| Paper combinations except paper/foil | | 2673-311 | 12/90 | 100.7 | 97.9 | 101.1 | 1.0 | 3.3 |
| Foil and foil combinations | | 2673-312 | 08/84 | 105.3 | 102.6 | 105.4 | 1.9 | 2.7 |
| Other multiweb laminations | | 2673-314 | 12/83 | 132.0 | 133.6 | 136.9 | 5.9 | 2.5 |
| Secondary products and miscellaneous receipts | | 2673-SM | | | | | | |
| Miscellaneous receipts | | 2673-M | 12/90 | 136.0 | 135.5 | 136.8 | (³) | 1.0 |
| Secondary products | | 2673-S | 12/83 | 134.9 | 139.8 | 140.2 | 4.8 | .3 |
| Uncoated paper and multiwall bags | | | | | | | | |
| Primary products | 2674 | 2674-P | 12/90 | 109.6 | 111.9 | 115.3 | 8.9 | 3.0 |
| Uncoated paper bags | | 2674-1 | 12/83 | 231.9 | 243.9 | 243.6 | 14.5 | -1 |
| Grocers' bags and sacks | | 2674-111 | 12/83 | 249.4 | 266.1 | 263.6 | 19.4 | -9 |
| Variety bags | | 2674-112 | 12/83 | 155.0 | 164.9 | 164.3 | 8.6 | -4 |
| Other uncoated bags | | 2674-115 | 12/83 | 168.9 | 168.9 | 178.0 | 5.4 | 5.4 |
| Shipping sacks and multiwall bags | | 2674-2 | 12/83 | 187.8 | 187.8 | 195.9 | 4.3 | 4.3 |
| Single and double wall | | 2674-211 | 12/83 | 165.5 | 165.5 | 172.1 | 4.0 | 4.0 |
| Multiwall (three or more plies) | | 2674-212 | 12/83 | 192.6 | 192.6 | 201.1 | 4.4 | 4.4 |
| Secondary products and miscellaneous receipts | | 2674-SM | | | | | | |
| Secondary products | | 2674-S | 12/90 | 92.3 | (³) | 101.4 | 11.9 | (³) |
| Die-cut paper and paperboard | | | | | | | | |
| Primary products | 2675 | 2675-P | 12/84 | 131.9 | 131.8 | 131.9 | -8 | .1 |
| Die-cut paper and paperboard office supplies | | 2675-1 | 12/89 | 97.3 | 97.5 | 97.4 | 0 | -1 |
| File folders | | 2675-113 | 12/89 | 99.4 | 99.5 | 99.3 | -2 | -2 |
| Other file folders, including file pockets and jackets | | 2675-11303 | 12/89 | 101.5 | 101.5 | 101.6 | .4 | .1 |
| Hanging and expandable file folders, all types and materials | | 2675-11304 | 12/97 | 99.5 | 99.9 | 99.2 | -9 | -7 |
| Other office supplies, including index cards, report covers, etc. | | 2675-199 | 12/84 | 150.4 | 150.9 | 151.1 | .2 | .1 |
| Die-cut paper and paperboard except office supplies | | 2675-2 | 12/89 | 117.3 | 117.2 | 115.9 | -1.4 | -1.1 |
| Pasted, lined, laminated, or surface coated paperboard | | 2675-3 | 12/84 | 163.5 | 162.9 | 162.2 | -1.5 | -4 |
| Secondary products and miscellaneous receipts | | 2675-SM | | | | | | |
| Miscellaneous receipts | | 2675-M | | | | | | |
| Secondary products | | 2675-S | 12/84 | 120.4 | 120.7 | 120.9 | .2 | .2 |
| Sanitary Paper Products | | | | | | | | |
| Primary products | 2676 | 2676-P | 06/83 | 143.1 | 144.5 | 145.1 | -8 | .4 |
| Sanitary napkins and tampons | | 2676-1 | 06/83 | 189.5 | 188.6 | 189.5 | .1 | .5 |
| Sanitary napkins | | 2676-114 | 06/83 | 94.3 | 93.1 | 94.3 | .3 | 1.3 |
| Disposable diapers (except incontinence pads) | | 2676-3 | 06/83 | 88.9 | (³) | (³) | (³) | (³) |
| Sanitary tissue health products (made from purchased stock) | | 2676-4 | 06/83 | 143.6 | 146.0 | 146.9 | -1.3 | .6 |
| Table napkins including plain creped and facial tissue type | | 2676-42 | 06/83 | 138.3 | 136.8 | 139.0 | -4.4 | 1.6 |
| Paper towels | | 2676-47 | 06/83 | 149.4 | 147.5 | 147.7 | -2.9 | .1 |
| Secondary products and miscellaneous receipts | | 2676-SM | | | | | | |
| Secondary products | | 2676-S | | | | | | |
| Other secondary products | | 2676-SSS | 06/83 | 157.0 | 157.0 | 157.0 | -3 | 0 |
| Envelopes | | | | | | | | |
| Primary products | 2677 | 2677-P | 12/84 | 123.0 | 123.9 | 124.0 | .4 | .1 |
| Envelopes, all types | | 2677-1 | 12/84 | 120.7 | 121.7 | 121.9 | .3 | .2 |
| Secondary products and miscellaneous receipts | | 2677-SM | | | | | | |
| Miscellaneous receipts | | 2677-M | 03/91 | 129.4 | 129.4 | 129.4 | 2.3 | 0 |
| Stationery products | | | | | | | | |
| Primary products | 2678 | 2678-P | 06/85 | 135.3 | 135.3 | 136.2 | -4.4 | .7 |
| Stationery | | 2678-1 | 06/85 | 143.2 | 143.0 | 144.4 | -3.9 | 1.0 |
| Tablets and related products | | 2678-2 | 06/85 | 150.6 | 150.6 | 150.6 | -2.0 | 0 |
| Legal pads | | 2678-212 | 06/85 | 141.6 | 141.4 | 143.1 | -4.5 | 1.2 |
| Tablets and pads, except legal pads | | 2678-213 | 06/85 | 163.3 | 163.3 | 163.2 | -2.9 | .1 |
| Notebooks | | 2678-235 | 06/85 | 168.8 | 168.4 | 168.7 | 1.0 | .2 |
| Looseleaf fillers (school and commercial types) | | 2678-245 | 06/85 | 117.2 | 115.9 | 115.9 | -8.8 | 0 |
| | | | 06/85 | 138.6 | 141.5 | 141.5 | -12.7 | 0 |

See footnotes at end of table.

Table 5. Producer price indexes for the net output of selected industries and their products, not seasonally adjusted
—Continued

| Industry and product ¹ | Industry code | Product code | Index base | Index | | | Percent change to Sep. 1999 from — | |
|--|---------------|--------------|------------|-----------------------|------------------------|------------------------|------------------------------------|------------------|
| | | | | May 1999 ² | Aug. 1999 ² | Sep. 1999 ² | Sep. 1998 | Aug. 1999 |
| Stationery products—Continued | | | | | | | | |
| Wrapped ream papers | | 2678-251 | 06/85 | 133.5 | 133.5 | 146.1 | 5.3 | 9.4 |
| Other tablets and related products | | 2678-298 | 06/85 | 129.5 | 128.5 | 128.6 | -8.5 | .1 |
| Secondary products and miscellaneous receipts | | 2678-SM | | | | | | |
| Miscellaneous receipts | | 2678-M | 06/85 | 132.8 | 133.8 | 132.8 | .2 | -.7 |
| Secondary products | | 2678-S | 06/85 | 116.9 | 117.3 | 117.2 | -8.1 | -1.1 |
| Envelopes | | 2677-S | 06/90 | 83.1 | 83.1 | 83.1 | -29.2 | 0 |
| Other secondary products | | 2678-SSS | 06/85 | 132.3 | 132.9 | 132.8 | -1.7 | -1.1 |
| Converted paper and paperboard products, n.e.c. | | | | | | | | |
| Primary products | 2679 | 2679-P | 06/85 | 124.0 | 125.3 | 125.4 | 1.0 | .1 |
| Gift wrap paper | | 2679-2 | 06/85 | 123.7 | 125.3 | 125.3 | 1.2 | 0 |
| Paper business machine supplies and other miscellaneous office supplies | | 2679-3 | 06/85 | 134.2 | (³) | 132.3 | -2.0 | (³) |
| Pressed and molded pulp goods | | 2679-4 | 06/85 | 110.5 | 115.7 | 119.2 | 7.7 | 3.0 |
| Other converted paper and paperboard products | | 2679-5 | 06/85 | 131.3 | 131.3 | 131.4 | .2 | .1 |
| Other converted paper and paperboard products | | 2679-5 | 06/90 | 114.3 | 116.4 | 115.8 | .6 | -.5 |
| Secondary products and miscellaneous receipts | | 2679-SM | | | | | | |
| Miscellaneous receipts | | 2679-M | 06/85 | 130.1 | (³) | 130.1 | (³) | (³) |
| Miscellaneous receipts | | 2679-MM | 06/85 | 130.1 | (³) | 130.1 | (³) | (³) |
| Secondary products | | 2679-S | 06/85 | 123.5 | 123.5 | 123.5 | -7 | 0 |
| Printing, publishing, and allied industries | | | | | | | | |
| Printing, publishing, and allied industries | 27 | | 12/84 | 177.2 | 177.7 | 177.7 | 2.0 | 0 |
| Newspaper publishing | | | | | | | | |
| Newspaper publishing | 271 | | 12/79 | 338.5 | 338.6 | 338.9 | 3.1 | .1 |
| Newspaper publishing | | | | | | | | |
| Newspaper publishing | 2711 | | 12/79 | 338.5 | 338.6 | 338.9 | 3.1 | .1 |
| Primary products | | 2711-P | 12/79 | 343.4 | 343.5 | 343.8 | 3.2 | .1 |
| Sales of daily and sunday newspapers | | 2711-1 | 12/79 | 262.7 | 262.6 | 263.0 | 2.3 | .2 |
| Advertisement in daily and sunday newspapers | | 2711-2 | 12/79 | 370.2 | 370.4 | 370.6 | 3.5 | .1 |
| Sales of weekly and other newspapers | | 2711-3 | 06/99 | (³) | 100.0 | 100.0 | (³) | 0 |
| Advertisement in weekly and other newspapers | | 2711-4 | 06/99 | (³) | 100.0 | 100.3 | (³) | .3 |
| Secondary products and miscellaneous receipts | | 2711-SM | | | | | | |
| Secondary products | | 2711-S | 12/79 | 246.5 | 246.5 | 246.5 | -.4 | 0 |
| Other secondary products | | 2711-SSS | 12/79 | 254.0 | (³) | (³) | (³) | (³) |
| Commercial printing, lithographic | | 2752-S | 12/94 | (³) | 115.4 | 115.4 | (³) | 0 |
| Periodical publishing | | | | | | | | |
| Periodical publishing | 272 | | 12/79 | 285.4 | 284.5 | 284.6 | 2.8 | 0 |
| Periodical publishing | | | | | | | | |
| Periodical publishing | 2721 | | 12/79 | 285.4 | 284.5 | 284.6 | 2.8 | 0 |
| Primary products | | 2721-P | 12/79 | 294.5 | 293.5 | 293.6 | 2.8 | 0 |
| Farm periodicals: receipts from subscriptions, sales, and advertising | | 2721-1 | 12/79 | (³) | 172.2 | 172.2 | (³) | 0 |
| Specialized business and professional periodicals: receipts from subscriptions a | | 2721-3 | 12/79 | 313.2 | 312.2 | 312.2 | 2.8 | 0 |
| Specialized business and professional periodicals: receipts from advertising | | 2721-4 | 12/79 | 295.1 | 294.5 | 295.1 | 4.6 | .2 |
| General and consumer periodicals: receipts from advertising | | 2721-6 | 12/79 | 367.4 | 364.4 | 364.2 | 4.3 | -.1 |
| General and consumer periodicals: receipts from subscriptions | | 2721-7 | 12/79 | 273.1 | 273.1 | 273.1 | -.2 | 0 |
| General and consumer periodicals: receipts from single copy sales | | 2721-8 | 12/79 | 236.6 | 236.6 | 236.6 | 1.1 | 0 |
| Other periodicals, except shopping news, catalogs, or directories, n.e.c.: recel | | 2721-9 | 12/79 | 246.4 | 246.4 | 246.4 | .4 | 0 |
| Secondary products and miscellaneous receipts | | 2721-SM | | | | | | |
| Miscellaneous receipts | | 2721-M | 12/79 | 237.9 | (³) | (³) | (³) | (³) |
| Secondary products | | 2721-S | 12/79 | 211.8 | 211.8 | 211.8 | 4.2 | 0 |
| Books | | | | | | | | |
| Books | 273 | | 12/84 | 183.5 | 183.8 | 184.6 | 2.7 | .4 |
| Book Publishing | | | | | | | | |
| Book Publishing | 2731 | | 12/80 | 245.8 | 246.2 | 247.2 | 3.0 | .4 |
| Primary products | | 2731-P | 12/80 | 246.8 | 246.5 | 247.1 | 2.5 | .2 |
| Textbooks | | 2731-1 | 12/80 | 346.0 | 342.2 | 345.5 | 4.5 | 1.0 |
| Elementary textbooks | | 2731-1A | 12/80 | 403.7 | 385.0 | 385.6 | .8 | .2 |
| Hardbound | | 2731-111 | 12/80 | 405.3 | 382.4 | 382.4 | -1.2 | 0 |
| Paperbound | | 2731-112 | 12/80 | 398.9 | 394.2 | 396.4 | 7.7 | .6 |
| High school textbooks | | 2731-1B | 12/80 | 372.0 | (³) | (³) | (³) | (³) |
| Hardbound | | 2731-113 | 12/80 | 389.6 | (³) | (³) | (³) | (³) |
| College textbooks | | 2731-1C | 12/80 | 309.8 | 311.1 | 317.9 | 6.8 | 2.2 |
| Hardbound | | 2731-115 | 12/80 | 299.6 | 299.6 | 308.8 | 6.3 | 3.1 |
| Paperbound | | 2731-116 | 12/80 | 341.5 | 346.4 | (³) | (³) | (³) |
| Workbooks | | 2731-12 | 12/80 | 350.5 | 350.5 | 350.5 | 3.1 | 0 |
| Elementary workbooks | | 2731-121 | 12/80 | 354.3 | 354.3 | 354.3 | 4.9 | 0 |
| High school workbooks | | 2731-123 | 12/80 | 311.9 | 311.9 | 311.9 | 1.9 | 0 |
| Technical, scientific and professional books | | 2731-3 | 12/80 | 213.1 | 214.7 | 214.0 | 5.8 | -.3 |
| Medical books | | 2731-32 | 12/80 | 207.7 | 207.7 | 207.7 | 4.5 | 0 |
| Hardbound | | 2731-325 | 12/80 | 203.3 | 203.3 | 203.3 | 5.7 | 0 |
| Paperbound | | 2731-327 | 12/80 | 240.9 | 240.9 | 240.9 | 0 | 0 |
| Business books | | 2731-33 | 06/95 | 135.7 | (³) | 136.3 | 16.8 | (³) |
| Hardbound | | 2731-335 | 06/95 | 124.5 | (³) | 126.0 | 11.5 | (³) |
| Other technical, scientific and professional books | | 2731-34 | 12/80 | 203.9 | 203.9 | 207.2 | 5.1 | 1.6 |
| Hardbound | | 2731-345 | 12/80 | 197.3 | 197.2 | 199.4 | 3.3 | 1.1 |
| Paperbound | | 2731-347 | 12/80 | 217.3 | 217.3 | 222.9 | 8.5 | 2.6 |

See footnotes at end of table.

Table 5. Producer price indexes for the net output of selected industries and their products, not seasonally adjusted
—Continued

| Industry and product ¹ | Industry code | Product code | Index base | Index | | | Percent change to Sep. 1999 from — | |
|---|---------------|--------------|------------|-----------------------|------------------------|------------------------|------------------------------------|------------------|
| | | | | May 1999 ² | Aug. 1999 ² | Sep. 1999 ² | Sep. 1998 | Aug. 1999 |
| Book Publishing—Continued | | | | | | | | |
| Religious books | | 2731-4 | 12/80 | 201.4 | 201.4 | 201.5 | 0.4 | 0 |
| Other religious books, including hymnals and devotionals | | 2731-44 | 12/80 | 230.9 | 230.9 | 231.2 | .6 | .1 |
| Hardbound | | 2731-445 | 06/95 | 124.4 | 124.4 | 124.4 | .6 | 0 |
| Paperbound | | 2731-447 | 12/80 | 284.2 | 284.2 | 285.1 | .6 | .3 |
| General, mass market, adult trade, juvenile, book club and mail order bo | | 2731-5 | 12/80 | 197.1 | 197.4 | 197.2 | -.8 | -.1 |
| Mass market, adult trade and juvenile books | | 2731-56 | 06/88 | 150.4 | 150.6 | 150.4 | -1.1 | -1.1 |
| Adult trade and juvenile books | | 2731-D | 06/88 | 143.0 | 143.2 | 143.5 | -2.0 | .2 |
| Adult trade | | 2731-D4 | 12/80 | 179.7 | 180.0 | 180.5 | -3.5 | .3 |
| Hardbound | | 2731-D41 | 12/80 | 167.8 | 167.4 | 167.9 | -6.0 | .3 |
| Paperbound, including mass market other than rack size | | 2731-D47 | 12/80 | 206.9 | 209.1 | 209.6 | 2.6 | .2 |
| Juvenile books | | 2731-D5 | 12/80 | 210.1 | 210.1 | 210.1 | 4.0 | .0 |
| Hardbound | | 2731-D51 | 12/80 | 206.9 | 206.9 | 206.9 | 5.1 | 0 |
| Paperbound | | 2731-D53 | 12/80 | 209.4 | 209.4 | 209.4 | 0 | 0 |
| General reference books | | 2731-7 | 12/80 | 180.5 | 181.2 | 181.2 | 4.5 | 0 |
| Encyclopedias | | 2731-721 | 12/80 | 165.1 | 165.2 | 165.2 | .7 | 0 |
| Dictionaries and thesauruses | | 2731-741 | 12/80 | 136.3 | 136.3 | 136.3 | -6.9 | 0 |
| Other | | 2731-749 | 12/80 | 250.7 | 252.1 | 252.1 | 8.8 | 0 |
| Other books, excluding pamphlets | | 2731-8 | 04/81 | 197.1 | 202.0 | 202.0 | 4.6 | 0 |
| Other books, n.e.c. | | 2731-8B | 04/81 | 180.3 | 180.3 | 180.3 | 1.1 | 0 |
| Hardbound | | 2731-815 | 04/81 | 170.1 | 170.1 | (³) | (³) | (³) |
| Paperbound | | 2731-816 | 06/95 | 138.9 | 138.9 | 138.9 | 2.6 | 0 |
| University press books, hardbound and paperbound | | 2731-8C | 06/88 | 153.3 | 159.1 | 159.1 | 6.5 | 0 |
| Pamphlets (5-48 pages) | | 2731-9 | 12/80 | 184.2 | 184.2 | 184.2 | 1.7 | 0 |
| Other pamphlets | | 2731-959 | 06/88 | 127.3 | 127.3 | 127.3 | 1.8 | 0 |
| Secondary products and miscellaneous receipts | | 2731-SM | | | | | | |
| Miscellaneous receipts | | 2731-M | 12/80 | 149.9 | 149.9 | 149.9 | 1.9 | 0 |
| Resales | | 2731-Z89 | 06/88 | 139.1 | 139.1 | 139.1 | -6 | 0 |
| Secondary products | | 2731-S | 12/80 | 274.8 | 282.1 | 288.6 | 8.0 | 2.3 |
| Other secondary products | | 2731-SSS | 06/95 | 118.6 | 122.3 | 125.6 | 8.7 | 2.7 |
| Book printing | 2732 | | 12/83 | 149.0 | 149.3 | 150.4 | 1.0 | .7 |
| Primary products | | 2732-P | 12/83 | 148.4 | 148.5 | 149.5 | .8 | .7 |
| Textbooks printing and binding | | 2732-3 | 06/93 | 103.9 | 104.0 | 104.2 | -1.6 | .2 |
| Elementary and high school textbooks (grades K through 12) | | 2732-3A | 06/93 | 103.4 | (³) | 103.4 | -3.1 | (³) |
| Paperbound, including teachers' edition | | 2732-312 | 06/93 | 103.7 | (³) | 103.7 | -3.1 | (³) |
| College textbooks (grades 13 or higher, including private business, etc.) | | 2732-3B | 06/93 | 101.3 | 101.3 | 101.3 | .3 | 0 |
| Hardbound | | 2732-314 | 06/93 | 87.9 | 87.8 | 87.8 | -2 | 0 |
| Paperbound | | 2732-315 | 06/93 | 115.7 | 115.7 | 115.7 | .7 | 0 |
| Technical, scientific, and professional books, printing and binding | | 2732-4 | 06/93 | 102.2 | 101.5 | 102.9 | .6 | 1.4 |
| Hardbound | | 2732-417 | 06/93 | 111.0 | (³) | 110.3 | .3 | (³) |
| Paperbound | | 2732-418 | 06/93 | 99.5 | 99.5 | 100.4 | .6 | .9 |
| Religious books, printing and binding | | 2732-5 | 06/93 | 98.7 | 98.7 | 99.2 | 1.0 | .5 |
| Paperbound | | 2732-535 | 06/93 | 113.4 | 113.7 | 114.6 | 2.0 | .8 |
| General books (trade etc.) printing and binding | | 2732-6 | 06/93 | 103.5 | 103.5 | 104.6 | 1.7 | 1.1 |
| Adult trade books (fiction and nonfiction) | | 2732-6B | 06/93 | 101.1 | 100.9 | 101.6 | 1.2 | .7 |
| Hardbound | | 2732-645 | 06/93 | 99.4 | 99.1 | 99.7 | 0 | .6 |
| Paperbound | | 2732-646 | 06/93 | 103.7 | 103.6 | 104.6 | 2.8 | 1.0 |
| Mass market paperbound books, rack size, distributed predominantly to mass market outlets | | 2732-644 | 06/93 | 108.6 | 109.6 | (³) | (³) | (³) |
| Other books and pamphlets, n.e.c., printing and binding | | 2732-7 | 06/93 | 112.5 | 113.4 | 113.6 | 1.6 | .2 |
| Other reference books | | 2732-7A | 06/93 | 122.1 | 122.2 | 122.3 | 1.7 | .1 |
| Paperbound | | 2732-755 | 06/93 | 125.0 | 125.1 | 125.2 | 1.5 | .1 |
| All other books, n.e.c. (including music books, university press books, etc.) | | 2732-7B | 06/93 | 111.6 | 112.3 | 112.6 | 1.1 | .3 |
| Hardbound | | 2732-756 | 06/93 | 117.9 | 119.2 | 119.2 | 2.1 | 0 |
| Paperbound | | 2732-757 | 06/93 | 104.5 | (³) | 105.1 | -4 | (³) |
| Pamphlets, printing only or printing and binding | | 2732-762 | 06/93 | 114.9 | 117.7 | 118.0 | 4.2 | .3 |
| Secondary products and miscellaneous receipts | | 2732-SM | | | | | | |
| Secondary products | | 2732-S | 12/83 | 155.1 | 156.9 | 158.7 | 3.4 | 1.1 |

See footnotes at end of table.

Table 5. Producer price indexes for the net output of selected industries and their products, not seasonally adjusted
—Continued

| Industry and product ¹ | Industry code | Product code | Index base | Index | | | Percent change to Sep. 1999 from — | |
|---|---------------|--------------|------------|-----------------------|------------------------|------------------------|------------------------------------|------------------|
| | | | | May 1999 ² | Aug. 1999 ² | Sep. 1999 ² | Sep. 1998 | Aug. 1999 |
| Miscellaneous publishing | 274 | | 06/84 | 193.7 | 195.0 | 196.0 | 3.8 | 0.5 |
| Miscellaneous publishing | 2741 | | 06/84 | 193.7 | 195.0 | 196.0 | 3.8 | .5 |
| Primary products | | 2741-P | 06/84 | 195.4 | 196.8 | 197.8 | 3.8 | .5 |
| Telephone directories | | 2741-A | 09/84 | 200.3 | 201.7 | 203.5 | 4.7 | .9 |
| Catalogs and other directories | | 2741-B | 06/84 | 160.4 | 162.6 | 162.2 | 3.1 | -.2 |
| Business service publications | | 2741-2 | 06/84 | 197.9 | 195.6 | 195.8 | 1.0 | .1 |
| Patterns, including clothing patterns | | 2741-4 | 08/84 | 153.6 | 155.2 | 155.0 | .9 | -.1 |
| Shopping news, publishing | | 2741-6 | 06/84 | 216.7 | 216.2 | 216.7 | 4.4 | .2 |
| Other miscellaneous publishing | | 2741-7 | 06/84 | 215.5 | 218.3 | 218.3 | 2.7 | 0 |
| Micropublishing in microform, including original and republished material | | 2741-797 | 06/84 | 200.1 | 201.7 | 201.7 | 2.1 | 0 |
| Other miscellaneous publishing nec, including multimedia kits, almanacs, and map | | 2741-799 | 06/97 | 110.8 | 112.3 | 112.3 | 2.7 | 0 |
| Secondary products and miscellaneous receipts | | 2741-SM | | | | | | |
| Secondary products | | 2741-S | 06/84 | 154.5 | 155.1 | 155.4 | .5 | .2 |
| Commercial printing | 275 | | 12/84 | 140.2 | 140.6 | 140.4 | .1 | -.1 |
| Commercial printing, lithographic | 2752 | | 06/82 | 153.1 | 153.0 | 153.2 | -.2 | .1 |
| Primary products | | 2752-P | 06/82 | 153.2 | 152.8 | 153.1 | -.4 | .2 |
| Lithographic magazine and periodical printing | | 2752-1 | 06/82 | 128.9 | 125.1 | 125.1 | -7.4 | 0 |
| Lithographic label and wrapper printing | | 2752-2 | 06/82 | 127.5 | 127.6 | 127.6 | .3 | 0 |
| Lithographic catalog and directory printing | | 2752-3 | 06/82 | 136.8 | 136.9 | 136.9 | -.3 | 0 |
| Catalogs, including direct mail | | 2752-31 | 12/88 | 115.4 | 115.4 | 115.4 | .1 | 0 |
| Directories | | 2752-32 | 12/88 | 115.8 | 116.2 | 116.2 | -1.2 | 0 |
| Lithographic financial and legal printing | | 2752-4 | 06/82 | 162.7 | 163.0 | 163.0 | .4 | 0 |
| Lithographic advertising printing | | 2752-5 | 06/82 | 143.5 | 143.6 | 144.1 | .3 | .3 |
| Direct mail | | 2752-51 | 12/88 | 117.8 | 118.1 | 118.3 | .7 | .2 |
| Display advertising | | 2752-52 | 12/88 | 130.5 | 131.2 | 131.0 | .8 | -.2 |
| Preprinted newspaper inserts | | 2752-53 | 06/82 | 95.1 | 94.3 | 96.4 | -.9 | 2.2 |
| Other advertising printing, (including brochures, pamphlets, catalog sheet, etc.) | | 2752-55 | 12/88 | 126.4 | 126.7 | 126.6 | .6 | -.1 |
| Other lithographic general printing jobs | | 2752-6 | 06/82 | 196.7 | 197.2 | 197.3 | 1.2 | .1 |
| Secondary products and miscellaneous receipts | | 2752-SM | | | | | | |
| Miscellaneous receipts | | 2752-M | 06/82 | 136.0 | 139.1 | 139.1 | 2.4 | 0 |
| Contract work and other miscellaneous receipts | | 2752-XY9 | 06/82 | 122.5 | 122.5 | 122.5 | .3 | 0 |
| Resales | | 2752-Z89 | 08/82 | 146.3 | 152.3 | 152.3 | 4.2 | 0 |
| Secondary products | | 2752-S | 06/82 | 159.0 | 160.3 | 160.3 | 1.8 | 0 |
| Book printing | | 2732-S | 06/82 | 172.0 | 173.9 | 173.9 | 1.2 | 0 |
| Other secondary products | | 2752-SSS | 06/82 | 154.5 | 157.9 | 157.9 | 4.3 | 0 |
| Commercial printing, n.e.c. | | 2759-S | 06/82 | 169.8 | 170.0 | 170.0 | 1.3 | 0 |
| Manifold business forms | | 2761-S | 06/82 | 152.6 | 152.6 | 152.6 | 0 | 0 |
| Commercial printing, gravure | 2754 | | 06/82 | 103.8 | 106.7 | 103.9 | .5 | -2.6 |
| Primary products | | 2754-P | 06/82 | 102.6 | 105.5 | 102.7 | .4 | -2.7 |
| Label and wrapper printing, gravure | | 2754-2 | 06/82 | 129.8 | 129.6 | 129.6 | -.5 | 0 |
| Advertising printing, gravure | | 2754-5 | 12/96 | 103.0 | (⁹) | 103.0 | .4 | (⁹) |
| Other commercial printing, gravure | | 2754-6 | 06/82 | 117.3 | 118.1 | 117.2 | 1.3 | -.8 |
| Secondary products and miscellaneous receipts | | 2754-SM | | | | | | |
| Secondary products | | 2754-S | 06/82 | 113.3 | (⁹) | (⁹) | (⁹) | (⁹) |
| Commercial printing, lithographic | | 2752-S | 06/82 | 98.9 | (⁹) | (⁹) | (⁹) | (⁹) |
| Commercial printing, n.e.c. | 2759 | | 06/82 | 162.3 | 163.2 | 163.0 | .6 | -.1 |
| Primary products | | 2759-P | 12/88 | 124.7 | 125.2 | 125.1 | .5 | -.1 |
| Engraving | | 2759-B | 12/84 | 148.0 | 148.0 | 148.0 | 3.6 | 0 |
| Nonimpact printing, using laser and ink-jet equipment | | 2759-C | 12/96 | 102.0 | 102.4 | 102.4 | 1.1 | 0 |
| Flexographic printing | | 2759-F | 12/96 | 102.0 | 102.7 | 102.6 | .1 | -.1 |
| Letterpress label and wrapper printing | | 2759-2 | 06/82 | 154.8 | 158.7 | 158.0 | 2.9 | -.4 |
| Other general job printing | | 2759-6 | 06/82 | 185.9 | 186.5 | 186.5 | -.2 | 0 |
| Screen process printing, except textiles | | 2759-7 | 06/82 | 139.4 | 139.1 | 139.1 | .5 | 0 |
| Secondary products and miscellaneous receipts | | 2759-SM | | | | | | |
| Miscellaneous receipts | | 2759-M | 12/96 | 103.5 | 106.5 | 104.4 | .9 | -2.0 |
| Resales | | 2759-Z89 | 12/96 | 114.9 | 118.4 | 117.4 | 2.2 | -.8 |
| Secondary products | | 2759-S | 06/82 | 171.1 | 174.2 | 174.2 | 1.8 | 0 |
| Commercial printing, lithographic | | 2752-S | 06/82 | 179.0 | 179.6 | 179.7 | .1 | .1 |
| Other secondary products | | 2759-SSS | 12/88 | 113.2 | 116.9 | 116.8 | 3.4 | -.1 |
| Manifold business forms | 276 | | 12/83 | 170.0 | 172.4 | 171.6 | 2.9 | -.5 |
| Manifold business forms | 2761 | | 12/83 | 170.0 | 172.4 | 171.6 | 2.9 | -.5 |
| Primary products | | 2761-P | 12/83 | 174.8 | 177.4 | 175.9 | 3.0 | -.8 |
| Unit set forms | | 2761-2 | 12/83 | 186.0 | 191.9 | 191.6 | 3.6 | -.2 |
| Stock, including imprinted | | 2761-21 | 12/83 | (⁹) | (⁹) | (⁹) | (⁹) | (⁹) |
| Custom printed | | 2761-25 | 12/83 | 182.1 | 189.4 | 189.0 | 4.5 | -.2 |
| Carbon | | 2761-253 | 12/83 | 196.3 | 203.7 | 205.5 | 7.4 | .9 |
| Carbonless | | 2761-255 | 12/83 | 163.1 | 169.8 | 168.2 | 2.6 | -.9 |
| Manifold books, including sales, and pegboard accounting systems | | 2761-3 | 12/83 | 176.8 | 177.7 | 177.8 | 3.0 | .1 |
| Pegboard accounting systems | | 2761-31 | 12/83 | 190.8 | (⁹) | (⁹) | (⁹) | (⁹) |

See footnotes at end of table.

Table 5. Producer price indexes for the net output of selected industries and their products, not seasonally adjusted
—Continued

| Industry and product ¹ | Industry code | Product code | Index base | Index | | | Percent change to Sep. 1999 from — | |
|---|---------------|--------------|------------|-----------------------|------------------------|------------------------|------------------------------------|------------------|
| | | | | May 1999 ² | Aug. 1999 ² | Sep. 1999 ² | Sep. 1999 | Aug. 1999 |
| Manifold business forms—Continued | | | | | | | | |
| Sales and other manifold books | | 2761-32 | 12/83 | 169.6 | 171.0 | 171.1 | 1.4 | 0.1 |
| Stock | | 2761-322 | 12/83 | 166.1 | 173.2 | 173.2 | 4.8 | 0 |
| Custom | | 2761-323 | 12/83 | 171.5 | 171.7 | 171.8 | .6 | .1 |
| Custom continuous forms, with or without carbon, marginally punched or not | | 2761-5 | 12/83 | 173.2 | 176.4 | 172.8 | 2.4 | -2.0 |
| Self mailer | | 2761-55 | 12/83 | 200.2 | (³) | 199.7 | (³) | (³) |
| Custom printed business forms | | 2761-58 | 12/83 | 169.8 | 172.5 | 169.6 | 1.7 | -1.7 |
| One part | | 2761-581 | 12/83 | 191.6 | 194.6 | 190.8 | 1.7 | -2.0 |
| Multiple parts | | 2761-582 | 12/83 | 161.2 | 163.7 | 161.1 | 1.6 | -1.6 |
| Carbon | | 2761-5822 | 12/83 | 157.2 | 158.7 | 158.9 | 1.7 | .1 |
| Carbonless | | 2761-5824 | 12/83 | 147.6 | 150.3 | 146.8 | 1.7 | -2.3 |
| Stock continuous forms | | 2761-7 | 12/83 | 168.3 | 167.9 | 168.3 | 3.4 | .2 |
| Stock business forms | | 2761-76 | 12/83 | 176.6 | 176.0 | 176.5 | 3.5 | .3 |
| One part | | 2761-761 | 12/83 | 168.8 | 169.4 | 170.7 | 5.1 | .8 |
| Multiple parts | | 2761-762 | 01/96 | 90.4 | (³) | 87.4 | -9 | (³) |
| Carbonless | | 2761-7622 | 01/96 | 89.6 | (³) | 85.3 | -1.4 | (³) |
| All other stock forms | | 2761-78 | 12/83 | 140.3 | 143.2 | 143.2 | .8 | 0 |
| Secondary products and miscellaneous receipts | | 2761-SM | | | | | | |
| Miscellaneous receipts | | 2761-M | 03/84 | 113.3 | (³) | (³) | (³) | (³) |
| Resales | | 2761-Z89 | 06/85 | (³) | (³) | (³) | (³) | (³) |
| Secondary products | | 2761-S | 12/83 | 113.2 | 114.3 | 117.5 | .9 | 2.8 |
| Lithographic commercial printing | | 2752-S | 12/83 | 129.0 | 130.7 | 133.4 | 2.2 | 2.1 |
| Other secondary products | | 2761-SSS | 12/83 | 86.1 | 86.4 | 89.9 | -1.7 | 4.1 |
| Greeting card and publishing | 277 | | 12/85 | 172.3 | 176.7 | 176.7 | 3.8 | 0 |
| Greeting card publishing | | | | | | | | |
| Primary products | 2771 | | 12/85 | 172.3 | 176.8 | 176.8 | 3.8 | 0 |
| Publishers' sales | | 2771-P | 12/85 | 170.3 | 176.6 | 176.6 | 5.1 | 0 |
| Seasonal greeting cards | | 2771-1 | 12/85 | 171.3 | 177.7 | 177.7 | 5.1 | 0 |
| Counter cards | | 2771-1A | 12/85 | 163.9 | 163.9 | 163.9 | 3.2 | 0 |
| Packaged cards (including boxed cards) | | 2771-111 | 08/93 | 129.7 | 129.7 | 129.7 | 4.2 | 0 |
| Non-seasonal greeting cards | | 2771-112 | 12/85 | 145.8 | 145.8 | 145.8 | 0 | 0 |
| Counter cards | | 2771-1B | 12/85 | 177.6 | 188.6 | 188.6 | 6.3 | 0 |
| Packaged cards (including boxed cards) | | 2771-153 | 12/85 | 178.2 | 189.7 | 189.7 | 6.5 | .0 |
| Secondary products and miscellaneous receipts | | 2771-155 | 12/85 | 174.1 | 174.1 | 174.1 | 3.2 | 0 |
| Secondary products | | 2771-SM | | | | | | |
| Secondary products | | 2771-S | 12/85 | 151.5 | 151.5 | 151.5 | 1.0 | 0 |
| Blankbooks, looseleaf binders, and bookbinding and related work | 278 | | 06/85 | 158.7 | 160.3 | 159.4 | .3 | -6 |
| Blankbooks and looseleaf binders | | | | | | | | |
| Primary products | 2782 | | 06/85 | 166.2 | 168.2 | 167.0 | 0 | -7 |
| Looseleaf binders and devices | | 2782-P | 06/85 | 167.3 | 167.6 | 167.3 | -2 | -2 |
| Binders | | 2782-2 | 06/85 | 136.4 | 137.1 | 136.3 | -4 | -6 |
| Looseleaf binders, all ring and prong type | | 2782-21 | 12/91 | 111.4 | 111.9 | 111.1 | -6 | -7 |
| Miscellaneous binder devices and forms | | 2782-211 | 06/85 | 133.1 | 133.8 | 132.8 | -6 | -7 |
| Sheet protectors | | 2782-22 | 12/91 | 121.3 | 121.8 | 122.2 | .7 | .3 |
| All looseleaf devices, metal and nonmetal | | 2782-222 | 12/91 | 91.2 | (³) | (³) | (³) | (³) |
| Checkbooks, inserts and refills, excluding continuous forms and die cut | | 2782-223 | 12/91 | 134.7 | 139.2 | (³) | (³) | (³) |
| Blankbook making, except checkbooks | | 2782-3 | 06/85 | 191.9 | (³) | 191.9 | -4 | (³) |
| Albums and scrapbooks | | 2782-4 | 12/91 | 111.7 | 111.8 | 111.9 | 1.0 | .1 |
| All other blankbooks, including ledger and account books, bound drafts and financial notes | | 2782-42 | 06/85 | 178.8 | 178.8 | 178.8 | 1.0 | 0 |
| Secondary products and miscellaneous receipts | | 2782-45 | 12/91 | 125.8 | 126.8 | 128.7 | 2.7 | 1.5 |
| Secondary products | | 2782-SM | | | | | | |
| Secondary products | | 2782-S | 06/85 | 153.4 | 169.3 | 160.0 | 4.4 | -5.5 |
| Bookbinding and related work | 2789 | | 12/85 | 135.6 | 136.0 | 136.1 | 1.3 | .1 |
| Primary products | | 2789-P | 12/85 | 133.1 | 133.5 | 133.6 | 1.4 | .1 |
| Edition, library, trade and other hardcover binding | | 2789-1 | 12/85 | 140.3 | 140.3 | 141.0 | 2.6 | .5 |
| Edition binding, hardbound | | 2789-11 | 12/91 | 112.0 | 112.0 | 112.0 | 1.0 | 0 |
| Library binding; incl. prebinding, rebinding, and other hardcover binding of periodicals | | 2789-12 | 12/85 | 148.4 | 148.4 | 149.5 | 3.7 | .7 |
| Other book and pamphlet binding and related work | | 2789-2 | 12/85 | 130.7 | 131.2 | 131.2 | 1.0 | 0 |
| Soft cover binding of books (49 pages or more) | | 2789-22 | 12/85 | 112.3 | 112.3 | 112.3 | 1.1 | 0 |
| Adhesive binding | | 2789-221 | 12/91 | 115.3 | 115.3 | 115.3 | 1.9 | 0 |
| Mechanical binding | | 2789-222 | 12/91 | 98.2 | 98.2 | 98.2 | 0 | 0 |
| Pamphlet and other soft cover binding | | 2789-23 | 12/85 | 114.0 | 115.7 | 115.6 | 4.9 | -1 |
| Mechanical binding | | 2789-232 | 12/91 | 112.8 | 114.1 | 113.9 | 3.9 | -2 |
| Sample books, swatches, and cards; color, carpet, upholstery, drapes, etc. | | 2789-24 | 12/91 | 116.8 | 117.2 | 117.2 | -9 | 0 |
| Miscellaneous bookbinding work and related service operations or material printed elsewhere | | 2789-25 | 12/85 | 144.4 | 144.4 | 144.4 | .2 | 0 |
| Service industries for the printing trade | 279 | | 06/85 | 117.4 | 117.5 | 117.4 | .3 | -1 |
| Typesetting | | | | | | | | |
| Primary products | 2791 | | 06/85 | 122.0 | 122.1 | 122.0 | .7 | -1 |
| Photographic typesetting, including phototypesetting and photolettering | | 2791-P | 06/85 | 121.4 | 121.4 | 121.4 | .6 | 0 |
| Photographic typesetting, including phototypesetting and photolettering | | 2791-2 | 06/85 | 122.1 | 122.1 | 122.1 | .4 | 0 |

See footnotes at end of table.

Table 5. Producer price indexes for the net output of selected industries and their products, not seasonally adjusted
—Continued

| Industry and product ¹ | Industry code | Product code | Index base | Index | | | Percent change to Sep. 1999 from — | |
|--|---------------|--------------|------------|-----------------------|------------------------|------------------------|------------------------------------|------------------|
| | | | | May 1999 ² | Aug. 1999 ² | Sep. 1999 ² | Sep. 1998 | Aug. 1999 |
| Typesetting—Continued | | | | | | | | |
| With capability to integrate text and graphics | | 2791-211 | 06/85 | 122.3 | 122.3 | 122.3 | 0.4 | 0 |
| All other phototypesetting | | 2791-212 | 06/85 | 121.3 | 121.3 | 121.3 | .7 | 0 |
| Secondary products | | 2791-S | 06/85 | 129.2 | 129.2 | 129.2 | 2.9 | 0 |
| Platemaking services | | | | | | | | |
| 2796 | | | 12/85 | 113.1 | 113.1 | 113.0 | 0 | -1 |
| Primary products | | 2796-P | 12/85 | 112.2 | 112.3 | 112.2 | 0 | -1 |
| Lithographic plates | | 2796-1 | 12/85 | 113.8 | 113.8 | 113.8 | 0 | 0 |
| Diazo type plates prepared for printing | | 2796-113 | 12/85 | 111.9 | 111.9 | 111.9 | 0 | 0 |
| Lithographic platemaking services | | 2796-2 | 12/85 | 109.7 | 109.7 | 109.7 | -1 | 0 |
| Color corrected process positives or negatives on film | | 2796-231 | 12/85 | 107.6 | (³) | 107.6 | 0 | (³) |
| All other lithographic film | | 2796-239 | 12/85 | 104.5 | 104.5 | 104.5 | -4 | 0 |
| Assembled flats for platemaking | | 2796-241 | 12/85 | 126.1 | 126.1 | 126.1 | 0 | 0 |
| Platemaking services, except lithographic | | 2796-3 | 12/90 | 111.9 | 112.1 | 111.7 | .1 | -4 |
| Duplicate plates for letterpress | | 2796-31 | 12/90 | 119.9 | 120.2 | 120.2 | .9 | 0 |
| Rubber plates | | 2796-315 | 12/90 | 121.7 | 121.7 | 121.7 | 0 | 0 |
| Photopolymer (plastic) plates | | 2796-316 | 12/90 | 116.3 | 116.8 | 116.8 | 1.4 | 0 |
| Gravure plates and cylinders made for others (including preparation of film) | | 2796-35 | 12/90 | 105.0 | 105.0 | 105.0 | 0 | 0 |
| Photoengraving plates made for others | | 2796-36 | 06/85 | 125.4 | 125.4 | 125.4 | 0 | 0 |
| Magnesium | | 2796-362 | 06/85 | 134.1 | 134.1 | 134.1 | 0 | 0 |
| Other platemaking services, except lithographic | | 2796-39 | 12/90 | 99.2 | 99.4 | 96.2 | -3.1 | -3.2 |
| Secondary products and miscellaneous receipts | | 2796-SM | | | | | | |
| Secondary products | | 2796-S | 12/85 | 124.8 | (³) | (³) | (³) | (³) |
| Chemicals and allied products | | | | | | | | |
| 28 | | | 12/84 | 148.2 | 149.8 | 150.3 | 1.2 | .3 |
| Industrial inorganic chemicals | | | | | | | | |
| 281 | | | 12/84 | 128.0 | 126.8 | 127.3 | -3.1 | .4 |
| Alkalies and chlorine | | | | | | | | |
| 2812 | | | 12/80 | 137.4 | 131.1 | 137.5 | -16.8 | 4.9 |
| Primary products | | 2812-P | 12/80 | 101.6 | 102.5 | 100.9 | -29.6 | -1.6 |
| Chlorine | | 2812-1 | 12/80 | 60.9 | 79.4 | 83.5 | -25.0 | 5.2 |
| Sodium hydroxide (caustic soda) | | 2812-3 | 12/80 | 116.0 | 109.9 | 105.6 | -36.3 | -3.9 |
| Other alkalies | | 2812-5 | 12/80 | 113.5 | 111.2 | 110.0 | -3.2 | -1.1 |
| Secondary products and miscellaneous receipts | | 2812-SM | | | | | | |
| Industrial gases | | | | | | | | |
| 2813 | | | 06/81 | 155.9 | 155.8 | 155.8 | 2.2 | 0 |
| Primary products | | 2813-P | 06/81 | 153.7 | 154.2 | 153.5 | 1.9 | -5 |
| Acetylene | | 2813-2 | 06/81 | 178.6 | 178.3 | 178.3 | 1.2 | 0 |
| Carbon dioxide | | 2813-3 | 06/81 | 150.7 | 159.4 | 159.4 | 8.4 | 0 |
| Liquid & gas | | 2813-311 | 06/81 | 157.4 | 166.7 | (³) | (³) | (³) |
| Nitrogen | | 2813-5 | 06/81 | 98.7 | 99.5 | 97.7 | 3.4 | -1.8 |
| Oxygen | | 2813-6 | 06/81 | 172.9 | 170.9 | 170.2 | 1.7 | -4 |
| Liquid | | 2813-622 | 06/81 | 114.6 | (³) | 112.7 | -8 | (³) |
| Other industrial gases | | 2813-7 | 06/81 | 191.6 | 190.0 | 191.8 | -1.8 | .9 |
| Secondary products and miscellaneous receipts | | 2813-SM | | | | | | |
| Miscellaneous receipts | | 2813-M | 06/81 | 180.8 | 172.1 | 183.7 | 7.6 | 6.7 |
| Resales | | 2813-Z89 | 06/81 | 181.1 | 172.4 | 184.0 | 8.0 | 6.7 |
| Inorganic pigments | | | | | | | | |
| 2816 | | | 06/83 | 160.3 | 160.3 | 160.8 | 1.3 | .3 |
| Primary products | | 2816-P | 06/83 | 158.4 | 158.4 | 158.7 | 1.7 | .2 |
| Titanium dioxide | | 2816-1 | 06/83 | 163.5 | 162.7 | 162.9 | 1.7 | .1 |
| Other white opaque pigments | | 2816-2 | 06/90 | 76.2 | 76.2 | 76.2 | 0 | 0 |
| Chrome colors and other inorganic pigments | | 2816-3 | 06/83 | 155.9 | 158.9 | 160.0 | 2.2 | .7 |
| Iron oxide pigments | | 2816-331 | 06/83 | 173.5 | 175.6 | 171.9 | -1 | -2.1 |
| Chrome colors and all other inorganic pigments, n.e.c. | | 2816-399 | 12/97 | 95.6 | 97.7 | 99.6 | 3.2 | 1.9 |
| Secondary products and miscellaneous receipts | | 2816-SM | | | | | | |
| Secondary products | | 2816-S | 06/83 | 156.8 | 156.7 | 160.0 | -6.3 | 2.1 |
| Industrial inorganic chemicals, n.e.c. | | | | | | | | |
| 2819 | | | 12/82 | 129.7 | 128.9 | 128.6 | -1.8 | -2 |
| Primary products | | 2819-P | 12/82 | 124.5 | 123.1 | 122.2 | -3.2 | -7 |
| Sulfuric acid (new and fortified) | | 2819-3 | 12/82 | 95.5 | 95.2 | 94.8 | -2.7 | -4 |
| Oleum grades | | 2819-314 | 12/82 | 76.9 | 76.9 | 76.9 | -10.2 | 0 |
| Other than oleum grades | | 2819-331 | 12/82 | 100.0 | 99.6 | 99.1 | -1.5 | -5 |
| Other inorganic acids (ex. sulfuric, nitric and phosphoric) | | 2819-4 | 12/82 | 98.8 | 98.1 | 96.3 | -22.7 | -1.8 |
| Other inorganic acids, n.e.c., inc. boric, chromic, hydrocyanic, and mixed (sulf and nitric) | | 2819-498 | 12/82 | 110.7 | 109.8 | 107.4 | -1.9 | -2.2 |
| Other aluminum compounds, n.e.c. | | 2819-6 | 12/82 | 98.1 | (³) | 98.6 | -9.3 | (³) |
| Aluminum sulfate (alum, commercial and iron-free grades) | | 2819-652 | 10/84 | 92.6 | (³) | (³) | (³) | (³) |
| Potassium and sodium compounds (ex. bleaches, alkalies and alums) | | 2819-7 | 12/82 | 135.5 | 135.8 | 134.5 | -1.4 | -1.0 |
| Sodium compounds (inc. sodium metal) | | 2819-7A | 12/82 | 127.0 | 127.6 | 126.3 | -2.2 | -1.0 |
| Sodium phosphates | | 2819-73 | 12/82 | 116.2 | 116.2 | 116.2 | -3 | 0 |
| Other selected sodium phosphates (mono, di, tri, and tetrabasic; meta- and acid pyro) | | 2819-739 | 12/82 | 130.0 | (³) | 130.0 | -9 | (³) |
| Sodium metal and other sodium compounds (inc. sod. borate, fluoride, hydrosulfide, etc.) | | 2819-788 | 12/82 | 133.0 | 134.3 | 131.3 | -1.7 | -2.2 |
| Potassium compounds, n.e.c. | | 2819-7B | 12/82 | 184.8 | 183.5 | 182.5 | 3.2 | -5 |
| Other industrial inorganic chemicals, n.e.c. | | 2819-9 | 12/82 | 120.6 | 120.5 | 119.1 | -4.2 | -1.2 |
| Selected alkali earth metal compounds, n.e.c. | | 2819-9A | 12/82 | 130.5 | 130.5 | 130.5 | 2.6 | 0 |

See footnotes at end of table.

**Table 5. Producer price indexes for the net output of selected industries and their products, not seasonally adjusted
—Continued**

| Industry and product ¹ | Industry code | Product code | Index base | Index | | | Percent change to Sep. 1999 from — | |
|---|---------------|--------------|------------|-----------------------|------------------------|------------------------|------------------------------------|------------------|
| | | | | May 1999 ² | Aug. 1999 ² | Sep. 1999 ² | Sep. 1998 | Aug. 1999 |
| Industrial inorganic chemicals, n.e.c.—Continued | | | | | | | | |
| Barium and magnesium compounds (inc bulk epsom salts) | | 2819-922 | 12/82 | 115.5 | 115.5 | (³) | (³) | (³) |
| Selected semi-metallic mineral compounds, iodine and hydrogen peroxide | | 2819-93 | 12/82 | 72.1 | 70.5 | 70.5 | -2.6 | 0 |
| Selected metallic mineral compounds, n.e.c. | | 2819-9F | 12/82 | 123.0 | 120.8 | 120.9 | -12.1 | .1 |
| Chromium, manganese, cobalt (ex cobalt-60), and nickel compounds, n.e.c. | | 2819-982 | 12/82 | 102.5 | 102.5 | 102.5 | -1.0 | 0 |
| Lead and zinc compounds, n.e.c. | | 2819-983 | 07/87 | 146.7 | 144.0 | (³) | (³) | (³) |
| Copper, iron and silver compounds, n.e.c. | | 2819-984 | 12/82 | 139.2 | 139.2 | 139.2 | 5.4 | 0 |
| Other inorganic chemicals, n.e.c. | | 2819-9G | 12/82 | 156.3 | 159.0 | 153.4 | -3.3 | -3.5 |
| Other, inc. reagent from tech. grades, industrial bleaches, gold & titanium compounds | | 2819-998 | 12/82 | 178.8 | 177.3 | 173.6 | -6.8 | -2.1 |
| Secondary products and miscellaneous receipts | | 2819-SM | | | | | | |
| Miscellaneous receipts | | 2819-M | 07/87 | 117.1 | (³) | (³) | (³) | (³) |
| Resales | | 2819-Z89 | 07/87 | 117.1 | (³) | (³) | (³) | (³) |
| Secondary products | | 2819-S | 12/82 | 195.6 | 195.6 | 198.2 | -1.7 | 1.3 |
| Plastic materials and synthetic resins, rubbers, and non-glass fibers | | | | | | | | |
| | 282 | | 12/84 | 111.8 | 114.7 | 116.1 | 3.2 | 1.2 |
| Plastic materials and resins | | | | | | | | |
| | 2821 | | 12/80 | 136.2 | 142.0 | 144.6 | 8.6 | 1.8 |
| Primary products | | 2821-P | 12/80 | 129.9 | 136.6 | 138.8 | 9.4 | 1.6 |
| Thermoplastic resins | | 2821-3 | 12/80 | 125.6 | 133.5 | 136.0 | 12.0 | 1.9 |
| Acrylic resins | | 2821-301 | 12/86 | 107.5 | 107.5 | 107.5 | (³) | 0 |
| Polyester resins saturated | | 2821-321 | 12/80 | 157.7 | 157.6 | 156.9 | -4.3 | -4 |
| Polyethylene resins | | 2821-332 | 12/98 | 119.8 | 130.6 | (³) | (³) | (³) |
| Polypropylene resins | | 2821-351 | 12/80 | 84.5 | 88.9 | 88.5 | -4.8 | -4 |
| Styrene plastics materials | | 2821-361 | 12/80 | 117.0 | 115.3 | 115.2 | -5.8 | -1 |
| Vinyl and vinylidene resins | | 2821-371 | 12/80 | 107.5 | 128.8 | 135.7 | 39.8 | 5.4 |
| Other thermoplastic resins | | 2821-389 | 12/98 | 101.8 | 103.7 | 103.1 | (³) | -6 |
| Thermosetting resins | | 2821-4 | 12/80 | 152.2 | 151.8 | 151.8 | -3.3 | 0 |
| Secondary products and miscellaneous receipts | | 2821-SM | | | | | | |
| Miscellaneous receipts | | 2821-M | 12/98 | 100.0 | 100.0 | 100.3 | (³) | .3 |
| Secondary products | | 2821-S | 12/80 | 160.8 | 157.2 | 163.5 | 3.9 | 4.0 |
| Synthetic rubber | | | | | | | | |
| | 2822 | | 06/81 | 114.9 | 115.3 | 115.6 | -2.9 | .3 |
| Primary products | | 2822-P | 06/81 | 116.2 | 116.7 | 117.1 | -2.5 | .3 |
| Styrene butadiene (SBR) | | 2822-1 | 06/81 | 92.9 | 93.8 | 94.7 | -4.6 | 1.0 |
| Styrene butadiene - solid | | 2822-111 | 06/81 | 89.6 | 91.2 | 92.6 | -4.4 | 1.5 |
| Styrene butadiene - latex | | 2822-112 | 06/81 | 105.2 | 104.5 | 104.5 | -5.0 | 0 |
| Ethylene propylene (including EPDM) | | 2822-4 | 12/81 | 125.6 | 125.1 | 125.1 | -6 | 0 |
| Nitrile (including NBR) | | 2822-6 | 06/81 | 136.2 | 135.8 | (³) | (³) | (³) |
| Nitrile - solid | | 2822-611 | 06/81 | 136.2 | 135.8 | (³) | (³) | (³) |
| Other synthetic elastomers (including butyl, isoprene, neoprene, silicone rubbers) | | 2822-8 | 06/81 | 138.7 | 138.7 | 138.7 | -1.5 | 0 |
| Secondary products | | 2822-S | 06/81 | 116.9 | 116.9 | 116.9 | (³) | 0 |
| Noncellulosic manmade fibers | | | | | | | | |
| | 2824 | | 06/81 | 98.8 | 97.5 | 97.8 | -8.2 | .3 |
| Primary products | | 2824-P | 06/81 | 98.8 | 98.2 | 98.4 | -7.5 | .2 |
| Nylon and other polyamide fibers | | 2824-1 | 12/89 | 97.0 | 95.2 | 95.6 | -7.4 | .4 |
| Polyester | | 2824-3 | 12/89 | 92.0 | 90.9 | 90.8 | -9.1 | -1 |
| Yarn, except producer textured (industrial and textile) | | 2824-311 | 06/81 | 112.7 | 113.3 | 113.3 | .4 | 0 |
| Staple, tow and waste (fiberfill and other) | | 2824-332 | 06/98 | 83.4 | 80.3 | 80.3 | -19.6 | 0 |
| Other noncellulosic manmade fibers (except glass, carbon, and graphite) | | 2824-5 | 12/89 | 88.6 | 90.1 | 90.3 | -15.4 | .2 |
| Producer textured noncellulosic manmade fibers | | 2824-6 | 06/81 | 104.9 | 105.0 | (³) | (³) | (³) |
| Secondary products and miscellaneous receipts | | 2824-SM | | | | | | |
| Secondary products | | 2824-S | 06/81 | 99.5 | (³) | (³) | (³) | (³) |
| Drugs | | | | | | | | |
| | 283 | | 12/84 | 208.9 | 211.4 | 212.0 | 2.6 | .3 |
| Medicinal chemicals and botanical products (in bulk) | | | | | | | | |
| | 2833 | | 06/82 | 139.5 | 144.7 | 146.6 | 7.5 | 1.3 |
| Primary products | | 2833-P | 06/82 | 137.4 | 143.0 | 143.9 | 7.4 | .6 |
| Synthetic organic medicinal chemicals | | 2833-1 | 06/82 | 135.3 | 141.8 | 142.8 | 6.9 | .7 |
| Central stimulants and depressants | | 2833-131 | 06/82 | 72.8 | (³) | (³) | (³) | (³) |
| All other synthetic organic medicinal chemicals | | 2833-161 | 06/82 | 112.0 | 111.6 | 111.8 | 1.4 | .2 |
| Other medicinals and botanicals | | 2833-3 | 06/82 | 145.8 | 145.9 | 145.9 | 10.7 | 0 |
| All other organic medicinals | | 2833-398 | 06/90 | 133.6 | 133.7 | 133.7 | .1 | 0 |
| Secondary products and miscellaneous receipts | | 2833-SM | | | | | | |
| Secondary products | | 2833-S | 06/82 | 146.9 | 146.9 | 159.0 | 8.3 | 8.2 |
| Other secondary products | | 2833-SSS | 06/82 | 134.9 | 134.9 | 134.9 | .6 | 0 |
| Pharmaceutical preparations | | | | | | | | |
| | 2834 | | 06/81 | 297.0 | 300.9 | 301.0 | 1.6 | 0 |
| Primary products | | 2834-P | 06/81 | 320.0 | 323.4 | 323.8 | 1.3 | .1 |
| Pharmaceutical preparations, prescription | | 2834-1 | 06/81 | 375.6 | 380.3 | 380.8 | 1.4 | .1 |
| Analgesics | | 2834-102 | 06/81 | 463.0 | 462.3 | 463.3 | 3.1 | .2 |
| Narcotic analgesics | | 2834-1021 | 06/81 | 428.7 | 437.5 | 437.4 | 5.7 | 0 |
| Non-narcotic analgesics | | 2834-1022 | 08/81 | 463.7 | 456.2 | 458.0 | 1.4 | .4 |
| Synthetic, including acetaminophen and anti-migraine | | 2834-10221 | 08/81 | 435.6 | 428.6 | 430.2 | 1.4 | .4 |

See footnotes at end of table.

Table 5. Producer price indexes for the net output of selected industries and their products, not seasonally adjusted—Continued

| Industry and product ¹ | Industry code | Product code | Index base | Index | | | Percent change to Sep. 1999 from — | |
|--|---------------|--------------|------------|-----------------------|------------------------|------------------------|------------------------------------|------------------|
| | | | | May 1999 ² | Aug. 1999 ² | Sep. 1999 ² | Sep. 1998 | Aug. 1999 |
| Pharmaceutical preparations—Continued | | | | | | | | |
| Antiarthritics | | 2834-105 | 06/81 | 196.0 | 196.5 | 197.6 | 2.9 | 0.6 |
| Anticoagulants | | 2834-106 | 06/81 | 168.1 | 169.2 | 172.5 | 16.2 | 2.0 |
| Anticonvulsants | | 2834-107 | 06/81 | 257.4 | 255.1 | 258.0 | 8.0 | 1.1 |
| Systemic antihistamines | | 2834-109 | 06/81 | 523.5 | 524.2 | 524.7 | 8.3 | .1 |
| Systemic anti-infectives | | 2834-111 | 06/81 | 246.5 | 250.6 | 250.4 | 1.7 | -.1 |
| Broad and medium spectrum antibiotics | | 2834-1111 | 06/81 | 217.6 | 221.6 | 221.4 | 1.4 | -.1 |
| Cephalosporins | | 2834-11111 | 06/81 | 298.5 | 308.8 | 308.8 | 4.6 | 0 |
| Other broad and medium spectrum antibiotics | | 2834-11119 | 06/81 | 104.8 | 104.5 | 104.0 | -.2 | -.5 |
| Systemic penicillins | | 2834-11129 | 08/81 | 228.6 | (³) | (³) | (³) | (³) |
| Antispasmodic/antisecretory | | 2834-116 | 06/81 | 276.4 | 276.5 | 270.5 | -30.3 | -2.2 |
| Bronchial therapy | | 2834-118 | 06/81 | 510.3 | 515.5 | 515.5 | 4.0 | 0 |
| Cancer therapy products | | 2834-119 | 06/81 | 578.8 | 596.3 | 602.4 | 10.8 | 1.0 |
| Cardiovascular therapy | | 2834-121 | 06/81 | 354.8 | 364.7 | 365.1 | 1.8 | .1 |
| Antihypertensive drugs | | 2834-12119 | 06/81 | 388.7 | 409.6 | 409.7 | 10.0 | 0 |
| Vasodilators | | 2834-12129 | 06/81 | 334.0 | 336.3 | 340.5 | 7.5 | 1.2 |
| Other cardiovasculars | | 2834-12191 | 06/81 | 331.0 | 340.1 | 339.0 | -2.9 | -.3 |
| CNS stimulants/antiobesity preparations | | 2834-123 | 06/81 | 808.7 | 773.8 | (³) | (³) | (³) |
| Cough and cold preparations | | 2834-125 | 06/81 | 462.9 | 465.5 | 464.4 | 1.9 | -.2 |
| Other cough and cold preparations | | 2834-12519 | 12/87 | 205.7 | 206.2 | 207.2 | 2.4 | .5 |
| Dermatological preparations | | 2834-126 | 06/81 | 514.0 | 526.9 | 526.9 | 9.2 | 0 |
| Acne preparations | | 2834-12611 | 12/87 | 293.3 | 302.9 | (³) | (³) | (³) |
| Fungicides | | 2834-12619 | 06/81 | 415.9 | (³) | 415.9 | 3.5 | (³) |
| Topical anti-infectives | | 2834-12631 | 12/87 | 118.5 | 118.5 | 118.5 | 9.9 | 0 |
| Other dermatological preparations | | 2834-12691 | 08/83 | 548.8 | 568.6 | (³) | (³) | (³) |
| Diabetes therapy | | 2834-127 | 06/81 | 283.9 | 291.3 | 291.3 | 8.7 | 0 |
| Diuretics | | 2834-128 | 06/81 | 366.7 | 373.6 | 373.6 | 4.5 | 0 |
| Hormones | | 2834-135 | 06/81 | 262.4 | 262.4 | 264.4 | 4.9 | .8 |
| Hospital solutions | | 2834-136 | 06/81 | 88.2 | 88.2 | 88.2 | 4.4 | 0 |
| Muscle relaxants | | 2834-139 | 06/81 | 732.2 | 737.6 | 734.1 | 135.4 | -.5 |
| Nutrients and supplements | | 2834-141 | 06/81 | 397.8 | 420.6 | 420.6 | 11.7 | 0 |
| Ophthalmic and otic preparations | | 2834-142 | 06/81 | 410.0 | 426.6 | 431.5 | 8.0 | 1.1 |
| Psychotherapeutics | | 2834-144 | 06/81 | 1,729.3 | 1,732.7 | 1,743.2 | 1.3 | .6 |
| Tranquilizers | | 2834-1441 | 12/87 | 1693.1 | 1695.4 | 1696.2 | .1 | 0 |
| Major tranquilizers | | 2834-14411 | 12/87 | 365.1 | 367.4 | 369.5 | -3.5 | .6 |
| Minor tranquilizers | | 2834-14412 | 12/87 | 3047.5 | 3049.7 | 3049.1 | .6 | 0 |
| Antidepressants | | 2834-1442 | 12/87 | 219.7 | 220.6 | 226.4 | 5.6 | 2.6 |
| Sedatives | | 2834-145 | 06/81 | 796.4 | 810.7 | 815.6 | -.5 | .6 |
| Tuberculosis therapy | | 2834-147 | 06/81 | 324.1 | 324.1 | (³) | (³) | (³) |
| Vitamins | | 2834-148 | 06/81 | 241.5 | 246.8 | 251.9 | 2.1 | 2.1 |
| Other vitamins | | 2834-14839 | 12/87 | 164.0 | 167.4 | 166.5 | .8 | -.5 |
| Miscellaneous prescription pharmaceutical preparations | | 2834-198 | 06/81 | 297.6 | 301.1 | 302.7 | 4.5 | .5 |
| Pharmaceutical preparations, non-prescription | | 2834-2 | 06/81 | 199.3 | 199.8 | 200.2 | 1.3 | .2 |
| Analgesics, internal (except antiarthritics) | | 2834-201 | 06/81 | 215.3 | 215.4 | 216.3 | .3 | .4 |
| Antacids | | 2834-202 | 06/81 | 202.9 | 208.0 | 207.9 | 4.9 | 0 |
| Cough and cold preparations | | 2834-208 | 06/81 | 243.9 | 243.9 | 243.9 | .7 | 0 |
| Cough syrups, elixirs, expectorants, drops, lozenges, gums, troches | | 2834-20819 | 06/81 | 196.9 | 196.9 | 196.9 | 1.3 | 0 |
| Cold tablets, capsules (including antihistamine cold preparations) | | 2834-20831 | 06/81 | 293.0 | 293.0 | 293.0 | .1 | 0 |
| Decongestants | | 2834-20849 | 06/81 | 285.8 | 285.8 | 285.8 | .7 | 0 |
| Other cough and cold preparations, inc decongestant and antihistamine mixtures | | 2834-20851 | 06/81 | 224.9 | 224.9 | 224.7 | .4 | -.1 |
| Dermatologicals | | 2834-209 | 06/81 | 203.8 | 205.4 | 204.1 | 2.8 | -.6 |
| Other dermatologicals | | 2834-20909 | 06/81 | 262.9 | 265.6 | 263.5 | 6.9 | -.8 |
| External analgesics and counterirritants | | 2834-211 | 06/81 | 120.4 | 120.4 | 120.4 | .8 | 0 |
| Laxatives | | 2834-216 | 06/81 | 196.3 | 196.3 | 201.3 | 4.4 | 2.5 |
| Vitamins | | 2834-221 | 06/81 | 154.6 | 155.7 | 155.2 | -1.0 | -.3 |
| Adult multivitamins | | 2834-22101 | 06/81 | 146.8 | 148.6 | 148.3 | 1.0 | -.2 |
| B-complex | | 2834-22102 | 06/81 | 148.0 | (³) | (³) | (³) | (³) |
| Other vitamins | | 2834-22109 | 06/81 | 172.3 | 172.1 | 170.8 | -4.8 | -.8 |
| Miscellaneous non-prescription pharmaceutical preparations | | 2834-298 | 06/81 | 170.8 | 170.8 | 170.8 | .4 | 0 |
| Pharmaceutical preparations, veterinary | | 2834-3 | 06/81 | 129.6 | 129.0 | 129.0 | -4.9 | 0 |
| Secondary products and miscellaneous receipts | | 2834-SM | | | | | | |
| Miscellaneous receipts | | 2834-M | 06/81 | 230.1 | 240.5 | 238.8 | 6.0 | -.7 |
| Resales | | 2834-Z89 | 06/81 | 231.7 | 242.8 | 241.0 | 6.4 | -.7 |
| Secondary products | | 2834-S | 06/81 | 171.2 | 171.2 | 171.2 | 0 | 0 |
| Cosmetics and toiletries | | 2844-S | 12/87 | 109.7 | 109.7 | 109.7 | 0 | 0 |
| In vivo and In vitro diagnostics | 2835 | | 03/80 | 184.8 | 184.8 | 184.9 | 3.7 | .1 |
| Primary Products | | 2835-P | 06/87 | 121.9 | 121.9 | 121.9 | 2.6 | 0 |
| In vitro diagnostic substances | | 2835-1 | 06/91 | 107.3 | 107.3 | 107.4 | 2.9 | .1 |
| Clinical chemistry products | | 2835-1A | 12/83 | 105.9 | 106.0 | 106.0 | 2.7 | 0 |
| Reagents | | 2835-111 | 06/87 | 117.2 | 117.1 | 117.2 | 2.8 | .1 |
| Standards and controls | | 2835-115 | 06/87 | 110.5 | 111.8 | 111.8 | 1.9 | 0 |
| Blood bank products | | 2835-121 | 06/91 | 141.4 | (³) | 141.4 | 8.3 | (³) |
| Hematology products | | 2835-125 | 06/87 | 156.9 | 156.9 | 156.9 | 3.8 | 0 |
| Microbiology, serology, histology, virology, and cytology products | | 2835-135 | 06/87 | 126.4 | 126.4 | 126.7 | .8 | .2 |
| Culture media | | 2835-141 | 06/91 | 102.0 | 102.0 | 102.0 | 3.3 | 0 |
| Other in vitro diagnostics, including coagulation products | | 2835-199 | 06/91 | 92.4 | 92.4 | 92.5 | 1.6 | .1 |
| In vivo diagnostic substances | | 2835-2 | 06/91 | 112.3 | (³) | 112.3 | 1.5 | (³) |

See footnotes at end of table.

Table 5. Producer price indexes for the net output of selected industries and their products, not seasonally adjusted
—Continued

| Industry and product ¹ | Industry code | Product code | Index base | Index | | | Percent change to Sep. 1999 from — | |
|---|---------------|--------------|------------|-----------------------|------------------------|------------------------|------------------------------------|------------------|
| | | | | May 1999 ² | Aug. 1999 ² | Sep. 1999 ² | Sep. 1999 | Aug. 1999 |
| In vivo and In vitro diagnostics—Continued | | | | | | | | |
| Contrast media (X-ray media) | | 2835-2A | 01/94 | 114.0 | (³) | 114.0 | 1.7 | (³) |
| All other contrast media products | | 2835-215 | 01/94 | 131.9 | (³) | 131.9 | 4.8 | (³) |
| Secondary products and miscellaneous receipts | | 2835-SM | | | | | | |
| Miscellaneous receipts | | 2835-M | 12/80 | (³) | (³) | (³) | (³) | (³) |
| Resales | | 2835-Z89 | 06/91 | (³) | (³) | (³) | (³) | (³) |
| Secondary products | | 2835-S | 03/80 | 241.0 | 241.0 | 241.0 | 5.7 | 0 |
| Biological products, except diagnostics | 2836 | | | | | | | |
| Primary products | | 2836-P | 06/91 | 127.2 | 124.2 | 126.6 | 5.8 | 1.9 |
| Blood and blood derivatives, for human use | | 2836-4 | 06/91 | 128.0 | 124.5 | 127.3 | 7.0 | 2.2 |
| Other blood and blood derivatives, except those used for passive immunization | | 2836-1 | 03/80 | 170.2 | 147.4 | 157.0 | 2.1 | 6.5 |
| Biologics for veterinary, industrial and other uses | | 2836-121 | 03/80 | 130.0 | 122.5 | 128.3 | 3.2 | 4.7 |
| Veterinary vaccines | | 2836-4 | 03/80 | 98.9 | 98.9 | 98.9 | .8 | 0 |
| Secondary products and miscellaneous receipts | | 2836-411 | 06/91 | 121.5 | 121.4 | 121.4 | .7 | 0 |
| Secondary products | | 2836-SM | | | | | | |
| Pharmaceutical preparations | | 2836-S | 06/91 | 123.3 | 123.3 | 123.3 | .8 | 0 |
| Secondary products except pharmaceutical preparations | | 2834-S | 06/91 | 129.7 | 129.7 | 129.7 | 2.8 | 0 |
| | | 2836-SSS | 03/92 | 97.1 | 97.1 | 97.1 | -4.2 | 0 |
| Soap, detergents, and cleaning preparations, perfumes, cosmetics and other toilet preparations | 284 | | | | | | | |
| Soap and other detergents | 2841 | | | | | | | |
| Primary products | | 2841-P | 06/83 | 125.3 | 126.0 | 126.8 | .6 | .6 |
| Nonhousehold use soaps/detergents/scouring powders/cleaners/ etc.; liquid or dry | | 2841-1 | 06/83 | 121.4 | 122.5 | 123.1 | .5 | .5 |
| Household detergents | | 2841-2 | 06/83 | 149.8 | 150.0 | 151.4 | 2.3 | .9 |
| Synthetic organic laundry detergents and presoaks | | 2841-2A | 06/83 | 103.7 | 105.3 | 105.9 | .2 | .6 |
| Dry laundry detergents | | 2841-2AA | 06/83 | 103.9 | 105.8 | 106.4 | 2.0 | .6 |
| Liquid laundry detergents | | 2841-2AB | 06/83 | 120.9 | 124.8 | 125.3 | 3.6 | .4 |
| Light duty | | 2841-231 | 06/83 | 78.8 | 78.8 | 79.4 | .1 | .8 |
| Heavy duty | | 2841-235 | 06/83 | 82.0 | 82.0 | 82.0 | -4 | 0 |
| Alkaline detergents/cleaners/scouring powders for dishes or hard surfaces | | 2841-2B | 06/89 | 84.1 | 84.1 | 85.0 | .1 | 1.1 |
| Household soaps, except specialty cleaners & medicated soaps | | 2841-3 | 12/96 | 93.2 | 93.6 | 94.1 | -8.3 | .5 |
| Secondary products and miscellaneous receipts | | 2841-SM | 06/83 | 146.7 | 146.7 | 146.7 | -4 | 0 |
| Miscellaneous receipts | | 2841-M | 06/83 | 141.0 | 140.8 | 140.7 | -6 | -1 |
| Secondary products | | 2841-S | 06/83 | 136.1 | 136.0 | 137.9 | 1.4 | 1.4 |
| Specialty cleaning, polishing, and sanitation preparations | 2842 | | | | | | | |
| Primary products | | 2842-P | 06/83 | 135.6 | 135.6 | 136.0 | 1.2 | .3 |
| Specialty cleaning and sanitation products | | 2842-3 | 06/83 | 135.6 | 135.8 | 135.9 | -4 | .1 |
| Disinfectants, nonagricultural | | 2842-332 | 06/83 | 131.9 | 132.0 | 132.2 | -1.3 | .2 |
| Household laundry aids, incl. fabric softeners and rinses | | 2842-343 | 06/83 | 149.4 | 149.4 | 150.0 | -5 | .4 |
| Air and room fresheners | | 2842-383 | 06/83 | (³) | (³) | (³) | (³) | (³) |
| Other spec. cleaning prods., incl. glass window preps., toilet bowl clnrs., rug clnrs., etc. | | 2842-399 | 06/83 | 118.7 | 118.7 | 118.7 | .9 | 0 |
| Polishing preparations and related products | | 2842-4 | 06/89 | 115.1 | 115.3 | 115.2 | .4 | -1 |
| Secondary products and miscellaneous receipts | | 2842-SM | | | | | | |
| Miscellaneous receipts | | 2842-M | 06/83 | 146.1 | 146.8 | 146.7 | 1.2 | -1 |
| Secondary products | | 2842-S | 06/83 | 113.6 | (³) | (³) | (³) | (³) |
| Surface-active agents | 2843 | | | | | | | |
| Primary products | | 2843-P | 12/83 | 148.4 | 149.4 | 149.5 | -1.8 | .1 |
| Textile and leather assistants and finishes | | 2843-1 | 12/83 | 149.3 | 150.7 | 150.7 | -2.5 | 0 |
| Bulk surface-active agents (surfactants) | | 2843-5 | 12/83 | 133.3 | 133.5 | 132.9 | -2.4 | -4 |
| Secondary products and miscellaneous receipts | | 2843-SM | | | | | | |
| Miscellaneous receipts | | 2843-M | 06/89 | 153.1 | 154.6 | 154.8 | -2.5 | .1 |
| Secondary products | | 2843-S | 12/83 | 112.4 | 112.4 | 112.4 | 0 | 0 |
| Perfumes, cosmetics, and other toilet preparations | 2844 | | | | | | | |
| Primary products | | 2844-P | 03/80 | 149.0 | 149.0 | 149.0 | 1.2 | 0 |
| Shaving preparations | | 2844-1 | 03/80 | 172.8 | 175.0 | 174.7 | 1.7 | -2 |
| Perfume, toilet water, and cologne | | 2844-2 | 03/80 | 172.9 | 173.3 | 172.9 | .6 | -2 |
| Hair preparations (including shampoos, except medicated) | | 2844-3 | 03/80 | 147.4 | 147.2 | 147.3 | -1 | .1 |
| Dentifrices, mouthwashes, gargles, and rinses | | 2844-4 | 03/80 | 200.3 | 201.3 | 201.6 | 1.1 | .1 |
| Creams, lotions, oils (ex. shaving, hair deodorant, eye, manicuring and bath) | | 2844-6 | 03/80 | 170.2 | 169.9 | 170.0 | 4.5 | .1 |
| Other cosmetics and toilet preparations, n. e. c. | | 2844-7 | 03/80 | 129.6 | 129.6 | 129.6 | .5 | 0 |
| Secondary products and miscellaneous receipts | | 2844-SM | | | | | | |
| Secondary products | | 2844-S | 03/80 | 174.8 | 175.2 | 172.2 | -5 | -1.7 |
| | | 2844-7 | 06/99 | (³) | 99.8 | 99.9 | (³) | .1 |
| Paints and allied products | 285 | | | | | | | |
| Paints and Allied Products | 2851 | | | | | | | |
| Primary products | | 2851-P | 06/83 | 157.7 | 157.6 | 157.7 | 1.3 | .1 |
| Architectural coatings, including architectural lacquers | | 2851-1 | 06/83 | 157.5 | 157.4 | 157.5 | 1.4 | .1 |
| Exterior | | 2851-1A | 06/83 | 156.6 | 156.5 | 156.6 | 1.4 | .1 |
| | | | 06/83 | 163.3 | 163.3 | 163.3 | .9 | 0 |
| | | | 06/83 | 150.3 | 150.3 | 150.3 | 1.2 | 0 |

See footnotes at end of table.

**Table 5. Producer price indexes for the net output of selected industries and their products, not seasonally adjusted
—Continued**

| Industry and product ¹ | Industry code | Product code | Index base | Index | | | Percent change to Sep. 1999 from — | |
|---|---------------|--------------|------------|-----------------------|------------------------|------------------------|------------------------------------|------------------|
| | | | | May 1999 ² | Aug. 1999 ² | Sep. 1999 ² | Sep. 1998 | Aug. 1999 |
| Paints and Allied Products—Continued | | | | | | | | |
| Solvent-type | | 2851-1AA | 06/83 | 159.7 | 159.7 | 159.7 | 1.1 | 0 |
| Enamels and tinting bases, including interior-exterior floor enamels | | 2851-115 | 12/88 | 140.4 | 140.5 | 140.5 | 5.6 | 0 |
| Undercoaters and primers | | 2851-125 | 02/97 | 106.4 | 106.4 | 106.4 | 3.8 | 0 |
| Clear finishes | | 2851-135 | 02/85 | 137.3 | 137.3 | 137.3 | 1.0 | 0 |
| Water-type | | 2851-1AB | 06/83 | 142.4 | 142.4 | 142.4 | 1.3 | 0 |
| Paints and tinting bases, including barn and roof paints | | 2851-141 | 12/88 | 132.6 | 132.6 | 132.6 | 1.1 | 0 |
| Undercoaters and primers | | 2851-144 | 12/96 | 94.4 | (³) | (³) | (³) | (³) |
| Other exterior water thinned coatings | | 2851-155 | 12/96 | 102.2 | 102.2 | 102.2 | 4.7 | 0 |
| Interior | | 2851-1B | 06/83 | 175.2 | 175.3 | 175.3 | .7 | 0 |
| Solvent-type | | 2851-1BA | 06/83 | 187.8 | 188.0 | 188.0 | .8 | 0 |
| Flat wall paints and tinting bases, including mill white paints | | 2851-163 | 07/83 | 212.0 | (³) | (³) | (³) | (³) |
| Semigloss, eggshell and satin paints and tinting bases | | 2851-169 | 06/83 | 180.5 | 180.5 | 180.5 | 2.0 | 0 |
| Clear finishes | | 2851-175 | 12/88 | 146.6 | 146.6 | 146.6 | .3 | 0 |
| Water-type | | 2851-18 | 06/83 | 169.3 | 169.3 | 169.3 | .7 | 0 |
| Flat paints and tinting bases | | 2851-181 | 06/83 | 177.4 | 177.4 | 177.4 | .7 | 0 |
| Semigloss, eggshell and satin paints and tinting bases | | 2851-183 | 06/83 | 158.6 | 158.6 | 158.6 | .5 | 0 |
| Undercoaters and primers | | 2851-186 | 12/88 | 111.9 | 111.9 | 111.9 | 2.8 | 0 |
| Other interior water thinned coatings | | 2851-188 | 12/88 | 140.3 | 140.3 | 140.3 | -.6 | 0 |
| Product finishes for original equipment manufacturers (OEM), excluding marine coatings | | 2851-2 | 06/83 | 126.9 | 126.9 | 126.9 | .2 | 0 |
| Transportation finishes, except powdered and high-solids coatings | | 2851-2A | 06/83 | 133.5 | 133.2 | 133.4 | -.7 | .2 |
| Automobile finishes | | 2851-222 | 06/83 | 123.6 | 123.3 | 123.4 | -1.8 | .1 |
| Wood finishes | | 2851-2B | 06/83 | 120.4 | 121.8 | 121.8 | 2.1 | 0 |
| Wood furniture, cabinet, and fixture finishes | | 2851-237 | 06/83 | 129.5 | 131.5 | 131.5 | 2.7 | 0 |
| Sheet, strip and coil coatings, including sidings, excluding containers | | 2851-241 | 06/83 | 121.7 | 121.7 | 121.7 | 2.6 | .0 |
| Container and closure finishes | | 2851-243 | 06/83 | 113.7 | 113.0 | 113.0 | -.6 | 0 |
| Machinery and equipment finishes, including road building and farm implement | | 2851-247 | 06/83 | 175.3 | 175.3 | 175.5 | .9 | .1 |
| Metal furniture and fixture finishes | | 2851-249 | 06/83 | 105.2 | 105.3 | 105.3 | .2 | 0 |
| High-solids finishes (over 62.5 percent solids) | | 2851-254 | 06/83 | 151.3 | 151.3 | 151.3 | 1.0 | 0 |
| Other product finishes, except semi-manufactured (e.g. pigment dispersions, and ink vehicles) | | 2851-267 | 12/88 | 116.6 | 116.6 | (³) | (³) | (³) |
| Special purpose coatings, including all marine coatings | | 2851-3 | 06/83 | 189.7 | 189.4 | 189.6 | 3.4 | .1 |
| Industrial maintenance paints (specially formulated) | | 2851-3A | 06/83 | 162.3 | 162.3 | 162.3 | 4.2 | 0 |
| Interior | | 2851-301 | 06/83 | 151.8 | 151.8 | (³) | (³) | (³) |
| Exterior | | 2851-305 | 06/83 | 166.0 | 166.0 | (³) | (³) | (³) |
| Automotive and machinery refinish coatings | | 2851-3BA | 06/83 | 245.2 | 244.6 | 245.2 | 6.0 | .2 |
| Paints and enamels, except lacquers | | 2851-314 | 06/83 | 273.0 | 272.1 | 273.0 | 5.2 | .3 |
| Primers and undercoaters | | 2851-316 | 06/83 | 221.0 | 219.9 | 221.0 | 5.8 | .5 |
| Aerosol paints | | 2851-33 | 07/83 | 124.0 | 123.0 | 123.0 | -2.4 | 0 |
| Other special purpose coatings | | 2851-398 | 12/88 | 124.3 | 124.1 | 124.1 | -.2 | 0 |
| Miscellaneous allied paint products | | 2851-5 | 12/88 | 142.0 | 142.0 | 142.0 | 1.9 | 0 |
| Paint and varnish removers | | 2851-523 | 06/83 | 142.8 | 142.8 | 142.8 | 0 | 0 |
| Thinners for dopes & lacquers & oleoresinous thinners, inc. mixtures & proprietary thinners | | 2851-531 | 06/83 | 197.9 | 197.9 | 197.9 | 3.9 | 0 |
| Pigment dispersions | | 2851-533 | 07/89 | 137.6 | 137.6 | 137.6 | 3.1 | 0 |
| Misc. related products, inc. brush cleaners, nonpressure wood preservatives, putty, etc. | | 2851-598 | 12/88 | 125.6 | 125.6 | 125.7 | .5 | .1 |
| Secondary products and miscellaneous receipts | | 2851-SM | | | | | | |
| Miscellaneous receipts | | 2851-M | 06/83 | 164.2 | 164.2 | 164.2 | 1.4 | 0 |
| Resales | | 2851-Z89 | 06/83 | 165.2 | 165.2 | 165.2 | 1.3 | 0 |
| Secondary products | | 2851-S | 06/83 | 163.2 | 160.8 | 163.9 | 2.4 | 1.9 |
| Plastic materials and resins | | 2821-S | 12/96 | 107.7 | (³) | 108.4 | 3.7 | (³) |
| Other secondary products | | 2851- | 06/83 | 130.7 | 131.1 | 131.0 | 1.3 | -1 |
| | | SSSSS | | | | | | |
| Industrial organic chemicals | 286 | | 12/84 | 158.3 | 160.9 | 161.5 | 1.9 | .4 |
| Gum and wood chemicals | 2861 | | 06/84 | 153.4 | 152.0 | 151.6 | -2.3 | -.3 |
| Primary products | | 2861-P | 06/84 | 150.3 | 150.4 | 150.8 | 1.3 | .3 |
| Softwood distillation products | | 2861-1 | 06/84 | 112.6 | (³) | 115.1 | 1.7 | (³) |
| Other gum and wood chemicals | | 2861-2 | 06/84 | 155.9 | 156.0 | 156.3 | 1.4 | .2 |
| Hardwood distillation products | | 2861-25 | 06/84 | 161.7 | (³) | (³) | (³) | (³) |
| Charcoal and charcoal briquets, including blends with lignite or other materials | | 2861-255 | 06/84 | 163.4 | (³) | (³) | (³) | (³) |
| Tall oils | | 2861-29 | 06/84 | 121.4 | 122.0 | 122.2 | 1.0 | .2 |
| Rosin | | 2861-296 | 06/84 | 127.0 | 127.0 | 127.0 | .7 | 0 |
| Secondary products and miscellaneous receipts | | 2861-SM | | | | | | |
| Cyclic (coal tar) crudes and intermediates, organic dyes and pigments | 2865 | | 12/82 | 109.1 | 110.1 | 109.9 | 1.7 | -.2 |
| Primary products | | 2865-P | 12/82 | 111.5 | 112.0 | 111.7 | 1.9 | -.3 |
| Cyclic intermediates | | 2865-1 | 12/82 | 98.7 | 99.7 | 102.8 | 3.7 | 3.1 |
| Other cyclic intermediates | | 2865-199 | 12/82 | 103.4 | 104.0 | 107.2 | -.3 | 3.1 |
| Phenol | | 2865-19915 | 03/83 | 134.5 | 134.5 | 134.5 | -8.4 | 0 |
| Miscellaneous other cyclic intermediates | | 2865-19999 | 12/82 | 92.8 | 92.8 | 92.3 | -6.5 | -.5 |

See footnotes at end of table.

Table 5. Producer price indexes for the net output of selected industries and their products, not seasonally adjusted
—Continued

| Industry and product ¹ | Industry code | Product code | Index base | Index | | | Percent change to Sep. 1999 from — | |
|---|---------------|--------------|------------|-----------------------|------------------------|------------------------|------------------------------------|------------------|
| | | | | May 1999 ² | Aug. 1999 ² | Sep. 1999 ² | Sep. 1998 | Aug. 1999 |
| Cyclic (coal tar) crudes and intermediates, organic dyes and pigments—Continued | | | | | | | | |
| Synthetic organic dyes | | 2865-2 | 12/82 | 112.1 | 113.2 | 112.7 | -5.8 | -0.4 |
| Synthetic organic pigments (lakes and toners) | | 2865-3 | 12/82 | 149.8 | 148.1 | 146.2 | -2.1 | -1.3 |
| Cyclic (coal tar) crudes | | 2865-5 | 05/83 | 104.8 | (³) | (³) | (³) | (³) |
| Tars, tar crudes, and tar pitches | | 2865-511 | | | | | | |
| Other cyclic (coal tar) crudes | | 2865-51199 | 05/83 | 110.0 | (³) | (³) | (³) | (³) |
| Secondary products and miscellaneous receipts | | 2865-SM | | | | | | |
| Secondary products | | 2865-S | 12/82 | 111.8 | 114.8 | 114.8 | .6 | 0 |
| Industrial organic chemicals, n.e.c. | | 2869-S | 12/82 | 91.6 | 97.7 | 97.7 | 1.6 | 0 |
| Industrial organic chemicals, n.e.c. | 2869 | | 12/82 | 165.6 | 168.5 | 169.3 | 2.0 | .5 |
| Primary products | | 2869-P | 12/82 | 131.3 | 135.5 | 137.0 | 4.9 | 1.1 |
| Synthetic organic chemicals, n.e.c. | | 2869-3 | 12/82 | 95.5 | 91.9 | 92.9 | -3.8 | 1.1 |
| Flavor and perfume materials | | 2869-311 | 12/82 | 101.8 | 98.5 | 96.8 | (³) | -1.7 |
| Chemical compounds, mixed | | 2869-31112 | 12/82 | 122.5 | 122.6 | 122.6 | (³) | 0 |
| Rubber processing chemicals | | 2869-331 | 12/82 | 123.3 | 121.1 | 121.1 | -3.0 | 0 |
| Plasticizers | | 2869-351 | 12/82 | 73.3 | 68.7 | 74.1 | -2.5 | 7.9 |
| Other plasticizers | | 2869-35199 | 12/82 | 72.7 | 68.2 | 73.5 | -2.5 | 7.8 |
| Ethyl alcohol and other industrial organic chemicals, n.e.c. | | 2869-5 | 12/82 | 132.2 | 143.9 | 148.1 | 18.4 | 2.9 |
| Other industrial organic chemicals, n.e.c. | | 2869-599 | 12/82 | 137.9 | 151.4 | 156.0 | 21.9 | 3.0 |
| Miscellaneous other industrial organic chemicals, n.e.c. | | 2869-59999 | 12/82 | 132.9 | 133.5 | 133.7 | -6 | .1 |
| Miscellaneous end-use chemicals and chemical products, excluding urea | | 2869-6 | 12/82 | 128.7 | 127.1 | 125.2 | -4.9 | -1.5 |
| Lubricating oil and grease additives | | 2869-614 | 06/95 | 105.9 | 105.9 | 104.9 | (³) | -9 |
| Other miscellaneous end-use chemicals and chemical products, excluding urea | | 2869-699 | 12/82 | 144.7 | 142.5 | 140.1 | -5.0 | -1.7 |
| Miscellaneous cyclic and acyclic chemicals and chemical products | | 2869-7 | 12/82 | 139.5 | 143.5 | 143.8 | 1.1 | .2 |
| Fluorinated hydrocarbons | | 2869-737 | 12/82 | 533.9 | 557.0 | 533.8 | -7 | -4.2 |
| Methyl ethyl ketone (MEK) | | 2869-742 | 06/95 | 102.9 | 106.3 | 106.3 | 1.7 | 0 |
| Alcohols, synthetic, monohydric | | 2869-754 | 04/96 | 83.1 | 94.6 | 92.2 | 15.1 | -2.5 |
| Other miscellaneous cyclic and acyclic chemicals and chemical products | | 2869-799 | 12/82 | 115.4 | 115.4 | 116.8 | -6 | 1.2 |
| Secondary products and miscellaneous receipts | | 2869-SM | | | | | | |
| Miscellaneous receipts | | 2869-M | 12/82 | 797.5 | 797.5 | 797.5 | -1.6 | 0 |
| Resales | | 2869-Z89 | 12/82 | 827.0 | 827.0 | 827.0 | -1.9 | 0 |
| Secondary products | | 2869-S | 12/82 | 174.6 | 173.4 | 171.8 | -2.7 | -9 |
| Other secondary products | | 2869-SSS | 12/82 | 202.2 | 198.9 | 194.9 | -5.9 | -2.0 |
| Agricultural chemicals | 287 | | 12/84 | 122.2 | 123.9 | 123.3 | -2.5 | -5 |
| Nitrogenous fertilizers | 2873 | | 12/79 | 118.9 | 112.3 | 114.9 | -10.2 | 2.3 |
| Primary products | | 2873-P | 12/79 | 112.3 | 105.4 | 108.2 | -11.2 | 2.7 |
| Synthetic ammonia, nitric acid and ammonium compounds | | 2873-1 | 12/79 | 117.9 | 110.3 | 113.8 | -10.9 | 3.2 |
| Nitrate (100% NH4NO3) | | 2873-1A | 12/79 | 117.6 | 111.2 | 110.4 | -11.0 | -7 |
| Nitrate for fertilizer use | | 2873-15A | 12/80 | 96.6 | 89.3 | 87.3 | -15.6 | -2.2 |
| Solid nitrate | | 2873-152 | 12/79 | 108.2 | 100.1 | 97.7 | -15.6 | -2.4 |
| Explosive nitrate and other uses | | 2873-153 | 06/81 | 114.3 | 111.5 | 113.2 | -4.0 | 1.5 |
| Nitrogen solutions and other ammonium compounds | | 2873-1B | 12/79 | 87.9 | 86.2 | 86.3 | -19.0 | .1 |
| Nitrogen solutions, including mixtures containing urea (100%N) | | 2873-155 | 12/79 | 98.8 | 96.9 | 97.0 | -19.0 | .1 |
| Nitric acid | | 2873-111 | 12/93 | 82.6 | 82.6 | 82.6 | -8.4 | 0 |
| Anhydrous and aqua ammonia | | 2873-13 | 12/79 | 138.8 | 126.4 | 134.0 | -7.5 | 6.0 |
| Anhydrous ammonia | | 2873-131 | 12/79 | 138.8 | 126.4 | 134.0 | -7.5 | 6.0 |
| Urea | | 2873-2 | 12/79 | 82.1 | 76.3 | 77.5 | -15.4 | 1.6 |
| Secondary products and miscellaneous receipts | | 2873-SM | | | | | | |
| Phosphatic fertilizers | 2874 | | 12/79 | 135.3 | 134.4 | 131.7 | -4.5 | -2.0 |
| Primary products | | 2874-P | 12/79 | 131.8 | 130.8 | 128.2 | -1.5 | -2.0 |
| Superphosphate and other phosphatic fertilizer materials | | 2874-2 | 12/79 | 122.5 | 119.6 | 114.4 | -8.8 | -4.3 |
| Superphosphate | | 2874-2A | 12/79 | 121.9 | 120.0 | 110.3 | -12.0 | -8.1 |
| Ammonium phosphates and other phosphatic fertilizer materials | | 2874-2B | 12/79 | 122.2 | 119.2 | 114.7 | -8.3 | -3.8 |
| Ammonium phosphates | | 2874-251 | 12/79 | 123.3 | 120.3 | 115.7 | -8.4 | -3.8 |
| Fertilizers, mixing only | 2875 | | 12/79 | 142.5 | 142.1 | 141.1 | -2.8 | -7 |
| Primary products | | 2875-P | 12/79 | 138.9 | 138.4 | 137.3 | -1.4 | -8 |
| Mixed fertilizers (made by plants which do not manufacture phosphatic fertilizer materials) | | 2875-4 | 06/86 | 123.4 | 123.0 | 121.9 | -1.5 | -9 |
| Solid, bulk | | 2875-411 | 06/86 | 121.1 | 120.6 | 120.1 | -7 | -4 |
| Solid, bagged | | 2875-421 | 06/86 | 125.0 | 125.1 | 125.0 | -1 | -1 |
| Fluid | | 2875-431 | 06/86 | 122.3 | 121.1 | 117.1 | -5.7 | -3.3 |
| Secondary products and miscellaneous receipts | | 2875-SM | | | | | | |
| Miscellaneous receipts | | 2875-M | 12/79 | 148.4 | 148.4 | 147.8 | -8.4 | -4 |
| Resales | | 2875-Z89 | 12/79 | 148.1 | 148.1 | 147.6 | -8.3 | -3 |
| Agricultural chemicals, n.e.c. | 2879 | | 06/82 | 132.0 | 137.6 | 136.9 | .6 | -5 |
| Primary products | | 2879-P | 06/82 | 138.4 | 145.2 | 145.0 | .9 | -1 |
| Insecticidal preparations primarily for agricultural, garden or health service use | | 2879-5 | 06/82 | 164.3 | 177.1 | 176.8 | .2 | -2 |
| Containing organic compounds | | 2879-525 | 06/82 | 163.2 | 176.0 | 175.7 | .3 | -2 |

See footnotes at end of table.

Table 5. Producer price indexes for the net output of selected industries and their products, not seasonally adjusted—Continued

| Industry and product ¹ | Industry code | Product code | Index base | Index | | | Percent change to Sep. 1999 from — | |
|---|---------------|--------------|------------|-----------------------|------------------------|------------------------|------------------------------------|------------------|
| | | | | May 1999 ² | Aug. 1999 ² | Sep. 1999 ² | Sep. 1998 | Aug. 1999 |
| Agricultural chemicals, n.e.c.—Continued | | | | | | | | |
| Carbamate preparations | | 2879-52531 | 06/82 | (⁹) | (⁹) | (⁹) | (⁹) | (⁹) |
| Organo-phosphate preparations | | 2879-52541 | 06/82 | 205.0 | 205.0 | 205.0 | 0 | 0 |
| Other organic preparations | | 2879-52579 | 06/82 | (⁹) | (⁹) | (⁹) | (⁹) | (⁹) |
| Herbicidal preparations primarily for agricultural, garden or health services use | | | | | | | | |
| Containing organic compounds | | 2879-6 | 06/82 | 121.2 | 128.6 | 128.0 | 1.4 | -5 |
| Phenoxy compound preparations | | 2879-625 | 06/82 | 121.7 | 129.5 | 128.9 | 1.5 | -5 |
| Triazine preparations | | 2879-62541 | 06/82 | (⁹) | (⁹) | (⁹) | (⁹) | (⁹) |
| Other organic preparations | | 2879-62565 | 06/82 | 130.3 | 130.3 | 130.3 | -6.2 | 0 |
| Fungicidal preparations primarily for agricultural, garden or health service use | | | | | | | | |
| Containing organic compounds | | 2879-7 | 06/82 | 134.3 | 134.8 | 135.7 | .1 | .7 |
| Other pesticidal preparations primarily for agricultural, garden or health service use | | 2879-725 | 06/82 | 145.3 | 145.9 | 147.1 | .3 | .8 |
| All other pesticidal preparations primarily for agricultural, garden or health service use | | | | | | | | |
| Household pesticidal preparations | | 2879-8 | 06/82 | 149.2 | 149.2 | 149.2 | .5 | 0 |
| Insecticides for crawling insects, excluding fumigants | | 2879-898 | 06/82 | 135.4 | 135.4 | 135.4 | .5 | 0 |
| Insecticides for flying insects, except fumigants | | 2879-9 | 06/82 | 147.0 | 147.0 | 147.0 | 0 | 0 |
| Aerosols | | 2879-91 | 06/82 | (⁹) | (⁹) | (⁹) | (⁹) | (⁹) |
| Repellants & attractants for insects, birds, fish, and other animals | | 2879-92 | 12/93 | 102.5 | (⁹) | (⁹) | (⁹) | (⁹) |
| Secondary products and miscellaneous receipts | | | | | | | | |
| Secondary products | | 2879-921 | 12/93 | 102.6 | (⁹) | (⁹) | (⁹) | (⁹) |
| | | 2879-997 | 08/92 | 119.4 | 119.4 | 119.4 | 0 | 0 |
| | | 2879-SM | | | | | | |
| | | 2879-S | 06/82 | (⁹) | (⁹) | (⁹) | (⁹) | (⁹) |
| Miscellaneous chemical products | | | | | | | | |
| | 289 | | 12/84 | 141.4 | 141.3 | 141.3 | -8 | 0 |
| Adhesives and sealants | | | | | | | | |
| | 2891 | | 12/83 | 151.7 | 151.2 | 150.9 | -5 | -2 |
| Primary products | | | | | | | | |
| Natural base glues and adhesives | | 2891-P | 12/83 | 149.6 | 149.0 | 148.7 | -7 | -2 |
| Synthetic resin and rubber adhesives, including cellulose, nitrocellulose, etc | | 2891-3 | 12/83 | 158.2 | 158.2 | 158.2 | .1 | 0 |
| Vinyl type adhesives | | 2891-4 | 12/83 | 153.2 | 152.7 | 152.3 | -7 | -3 |
| Hot melt adhesives, including nylon, polyolefin, and other hot melts | | 2891-44 | 12/83 | 141.0 | 140.3 | 138.0 | -4.5 | -1.6 |
| Rubber and synthetic resin combinations | | 2891-465 | 12/83 | 167.5 | 167.4 | 167.8 | 3.1 | .2 |
| Other synthetic resin & rubber adhesives | | 2891-478 | 12/83 | 157.7 | 157.2 | 156.9 | -5.9 | -2 |
| Structural sealants (load bearing) | | 2891-498 | 06/97 | 103.8 | 103.5 | 103.5 | 1.3 | 0 |
| Nonstructural sealants and caulks | | 2891-6 | 06/97 | 102.5 | 102.5 | 102.5 | 0 | 0 |
| Secondary products and miscellaneous receipts | | | | | | | | |
| Miscellaneous receipts | | 2891-7 | 06/97 | 101.7 | 100.3 | 100.2 | -1.5 | -1 |
| | | 2891-SM | | | | | | |
| | | 2891-M | 12/83 | 199.7 | 199.7 | 199.7 | 1.1 | 0 |
| | | 2891-S | 12/83 | 143.8 | 144.1 | 144.2 | .4 | .1 |
| Explosives | | | | | | | | |
| | 2892 | | 12/80 | 209.3 | 208.8 | 208.6 | -1.5 | -1 |
| Primary products | | | | | | | | |
| Explosives, propellants, and blasting accessories (not manufactured in GOCOs) | | 2892-P | 12/80 | 180.9 | 180.4 | 180.2 | -2.0 | -1 |
| Industrial explosives | | 2892-1 | 12/80 | 182.1 | 181.6 | 181.4 | -2.0 | -1 |
| ANFO, except slurry | | 2892-11 | 12/80 | 178.6 | 178.3 | 178.0 | -1.1 | -2 |
| Water gel and slurries, except permissible slurries | | 2892-117 | 12/80 | 172.1 | 172.0 | 171.8 | -1.7 | -1 |
| Other industrial explosives | | 2892-118 | 12/95 | 110.6 | 110.6 | (⁹) | (⁹) | (⁹) |
| Blasting accessories | | 2892-127 | 06/88 | 127.3 | 125.2 | 124.7 | .2 | -4 |
| Other blasting accessories (squibs, ignitors, fuse, other blasting caps, n.e.c.) | | 2892-15 | 12/80 | 174.7 | 173.8 | 173.5 | -3.5 | -2 |
| | | 2892-157 | 06/88 | 101.6 | 101.1 | 100.9 | -3.4 | -2 |
| Printing ink | | | | | | | | |
| | 2893 | | 06/84 | 135.7 | 135.7 | 135.8 | -8 | .1 |
| Primary products | | | | | | | | |
| Letterpress ink (black and color) | | 2893-P | 06/84 | 135.5 | 135.5 | 135.6 | -9 | .1 |
| Lithographic and offset ink (black and color) | | 2893-1 | 06/84 | 158.2 | 158.2 | 158.2 | .4 | 0 |
| News and nonheat web ink | | 2893-2 | 06/84 | 135.0 | 135.1 | 135.0 | -1.3 | -1 |
| Publication and commercial web ink | | 2893-231 | 12/89 | 121.2 | 121.2 | 121.2 | -2.8 | 0 |
| Sheet-fed packaging ink | | 2893-233 | 12/97 | 98.0 | 98.0 | 97.8 | -2.7 | -2 |
| Sheet-fed general printing ink | | 2893-234 | 12/97 | 100.4 | 100.6 | 100.5 | -2 | -1 |
| Other lithographic and offset ink | | 2893-244 | 12/97 | 102.3 | 102.3 | 102.3 | 1.8 | 0 |
| Gravure ink | | 2893-245 | 12/89 | 130.0 | 130.0 | 130.0 | 0 | 0 |
| Flexographic ink | | 2893-3 | 06/84 | 125.9 | 125.9 | 126.6 | -1.6 | .6 |
| Packaging ink | | 2893-4 | 06/84 | 128.8 | 128.7 | 128.8 | 0 | .1 |
| Solvent types | | 2893-481 | 06/84 | 129.9 | 129.9 | 129.9 | .1 | 0 |
| Water types | | 2893-48182 | 12/89 | 116.6 | 116.6 | 116.6 | 0 | 0 |
| Other flexographic ink | | 2893-48183 | 12/89 | 115.6 | 115.6 | 115.6 | .1 | 0 |
| Printing ink, n.e.c. | | 2893-484 | 12/89 | 118.0 | 117.2 | 117.4 | -8 | .2 |
| Secondary products and miscellaneous receipts | | | | | | | | |
| Miscellaneous receipts | | 2893-5 | 06/84 | 148.0 | 149.1 | 149.0 | .9 | -1 |
| | | 2893-SM | | | | | | |
| | | 2893-M | 06/84 | 155.3 | 155.3 | 155.3 | .7 | 0 |
| | | 2893-S | 06/84 | 111.7 | 111.7 | 111.7 | 0 | 0 |
| Carbon black | | | | | | | | |
| | 2895 | | 12/83 | 109.8 | 111.3 | 111.4 | -9 | .1 |
| Primary products | | | | | | | | |
| Carbon black | | 2895-P | 12/83 | 109.8 | 111.3 | 111.4 | -9 | .1 |
| | | 2895-1 | 12/83 | 109.8 | 111.3 | 111.4 | -9 | .1 |
| Chemicals and chemical preparations, n.e.c. | | | | | | | | |
| | 2899 | | 06/85 | 134.7 | 134.7 | 134.8 | -9 | .1 |

See footnotes at end of table.

Table 5. Producer price indexes for the net output of selected industries and their products, not seasonally adjusted
—Continued

| Industry and product ¹ | Industry code | Product code | Index base | Index | | | Percent change to Sep. 1999 from — | |
|---|---------------|--------------|------------|-----------------------|------------------------|------------------------|------------------------------------|------------------|
| | | | | May 1999 ² | Aug. 1999 ² | Sep. 1999 ² | Sep. 1998 | Aug. 1999 |
| Chemicals and chemical preparations, n.e.c.—Continued | | | | | | | | |
| Primary products | | 2899-P | 06/85 | 132.5 | 132.8 | 132.8 | -1.3 | 0 |
| Salt, evaporated and solar | | 2899-1 | 06/85 | 119.6 | (⁹) | 124.5 | 3.5 | (⁹) |
| Fatty acids (produced for sale as such) | | 2899-2 | 06/85 | 100.5 | (⁹) | 101.5 | -10.3 | (⁹) |
| Gelatin, except ready to eat desserts | | 2899-4 | 06/90 | 142.1 | 139.1 | 139.8 | -3.7 | .5 |
| Chemical preparations, n.e.c., incl. automotive, water treatment, essential oils | | 2899-5 | 06/85 | 136.3 | 136.4 | 136.3 | -1.0 | -1 |
| Water treating compounds | | 2899-57 | 06/85 | 134.0 | 135.0 | 135.6 | -2.5 | .4 |
| Other, incl. auto chemicals, essential oils, lighter fluids and metal treating | | 2899-59 | 06/85 | 131.1 | 130.9 | 130.5 | -5 | -3 |
| Secondary products and miscellaneous receipts | | 2899-SM | | | | | | |
| Secondary products | | 2899-S | 06/85 | 154.2 | 152.6 | 153.3 | .7 | .5 |
| Petroleum refining and related products | 29 | | 12/84 | 75.4 | 85.8 | 89.9 | 40.0 | 4.8 |
| Petroleum refining | 291 | | 06/85 | 72.2 | 83.3 | 87.7 | 46.2 | 5.3 |
| Petroleum Refining | 2911 | | 06/85 | 72.2 | 83.3 | 87.7 | 46.2 | 5.3 |
| Primary products | | 2911-P | 06/85 | 72.8 | 83.9 | 88.3 | 45.0 | 5.2 |
| Fuels | | 2911-I | 06/85 | 70.6 | 82.0 | 86.7 | 50.0 | 5.7 |
| Gasoline | | 2911-1 | 06/85 | 74.4 | 85.0 | 88.0 | 51.7 | 3.5 |
| Finished motor gasoline | | 2911-13 | 06/85 | 74.4 | 85.1 | 88.1 | 52.4 | 3.5 |
| Premium grades | | 2911-133 | 06/85 | 78.2 | 88.8 | 92.6 | 48.9 | 4.3 |
| Sales to jobbers, retailers and other resellers | | 2911-1331 | 06/85 | 78.2 | 88.7 | 92.6 | 48.9 | 4.4 |
| Direct sales to end users | | 2911-1332 | 06/85 | 76.1 | 99.1 | 89.1 | 49.7 | -10.1 |
| Unleaded regular | | 2911-134 | 06/85 | 71.2 | 82.0 | 84.7 | 54.3 | 3.3 |
| Sales to jobbers, retailers and other resellers | | 2911-1341 | 06/85 | 71.1 | 81.9 | 84.6 | 54.4 | 3.3 |
| Direct sales to end users | | 2911-1342 | 06/85 | 72.7 | 84.6 | 86.4 | 55.4 | 2.1 |
| Mid-premium unleaded | | 2911-135 | 12/87 | 114.3 | 128.3 | 132.3 | 48.2 | 3.1 |
| Sales to jobbers, retailers and other resellers | | 2911-1351 | 12/87 | 114.3 | 128.4 | 132.4 | 48.1 | 3.1 |
| Sales to end users | | 2911-1352 | 12/87 | 130.1 | 132.7 | 142.2 | 51.8 | 7.2 |
| Jet fuel | | 2911-2 | 06/85 | 59.9 | 71.4 | 79.0 | 47.9 | 10.6 |
| Kerosene type jet fuel | | 2911-213 | 06/85 | 61.0 | 73.7 | 80.4 | 47.3 | 9.1 |
| Kerosene | | 2911-3 | 06/85 | 51.6 | 65.7 | 72.5 | 41.1 | 10.4 |
| Light fuel oil | | 2911-4 | 06/85 | 66.7 | 81.4 | 86.2 | 41.1 | 5.9 |
| Distillates | | 2911-41 | 06/85 | 66.7 | 81.4 | 86.2 | 41.1 | 5.9 |
| #2 fuel oil to jobbers, retailers and other resellers | | 2911-411 | 06/85 | 66.9 | 80.7 | 88.9 | 44.3 | 10.2 |
| #2 diesel fuel | | 2911-413 | 06/85 | 66.4 | 82.2 | 84.5 | 40.4 | 2.8 |
| Sales to jobbers, retailers and other resellers | | 2911-4131 | 06/85 | 66.6 | 83.5 | 87.4 | 43.3 | 4.7 |
| Direct sales to end users | | 2911-4132 | 06/85 | 66.3 | 79.7 | 78.5 | 33.7 | -1.5 |
| Other distillates, n.e.c., including #1, #2 fuel direct sales, and other distillates | | 2911-415 | 06/85 | 69.5 | 76.7 | 84.8 | 24.5 | 10.6 |
| Heavy fuel oil (residual fuel) | | 2911-5 | 06/85 | 70.7 | 75.6 | 94.3 | 77.9 | 24.7 |
| > 1% sulfur | | 2911-51 | 06/85 | 72.0 | 71.0 | 95.6 | 87.8 | 34.6 |
| Sales to resellers, including other refiners | | 2911-511 | 06/85 | 69.3 | 85.9 | 100.0 | 72.7 | 16.4 |
| Direct sales to end users | | 2911-512 | 06/85 | 65.3 | 55.0 | 82.5 | 99.3 | 50.0 |
| Not > 1% sulfur | | 2911-52 | 06/85 | 66.7 | 81.4 | (⁹) | (⁹) | (⁹) |
| Sales to resellers, including other refiners | | 2911-521 | 06/85 | (⁹) | 103.8 | (⁹) | (⁹) | (⁹) |
| Non-fuel products of petroleum refining | | 2911-II | 06/85 | 89.3 | 97.8 | 99.4 | 16.4 | 1.6 |
| Liquified refinery gases, including aliphatics (feedstock and other uses), made in refineries | | 2911-A | 06/85 | 155.8 | 193.1 | 202.9 | 39.5 | 5.1 |
| Propane/propylene | | 2911-A1 | 06/85 | 124.6 | (⁹) | 174.4 | 28.7 | (⁹) |
| Propylene | | 2911-A12 | 06/85 | 70.3 | (⁹) | 98.3 | 28.7 | (⁹) |
| Chemical grade | | 2911-A1201 | 06/85 | 70.1 | (⁹) | (⁹) | (⁹) | (⁹) |
| Ethane/ethylene | | 2911-A3 | 06/85 | 155.4 | 180.2 | 188.0 | 45.5 | 4.3 |
| Ethylene | | 2911-A32 | 06/85 | 155.4 | 180.2 | 188.0 | 45.5 | 4.3 |
| Miscellaneous petroleum refinery products, n.e.c. | | 2911-D | 06/85 | 64.9 | 66.5 | 68.6 | 21.8 | 3.2 |
| Petroleum coke, made in refineries | | 2911-D21 | 12/98 | 80.5 | 80.8 | 78.7 | -24.6 | -2.6 |
| Aromatics, made in refineries | | 2911-D5 | 06/85 | 66.0 | 67.2 | 70.7 | 29.3 | 5.2 |
| Benzene | | 2911-D52 | 06/85 | 60.3 | 56.9 | 63.6 | 32.0 | 11.8 |
| Toluene | | 2911-D53 | 06/85 | 67.9 | 84.0 | (⁹) | (⁹) | (⁹) |
| Paving and roofing materials | 295 | | 12/84 | 101.8 | 103.2 | 103.2 | 1.2 | 0 |
| Asphalt paving mixtures and blocks | 2951 | | 06/81 | 114.2 | 117.0 | 116.4 | 2.9 | -5 |
| Primary products | | 2951-P | 06/81 | 111.9 | 115.0 | 114.3 | 1.5 | -6 |
| Emulsified asphalt, including liquid additives | | 2951-111 | 06/81 | 99.3 | 112.2 | 106.2 | -7 | -5.3 |
| Other liquid asphalt & tar paving materials, including cut backs | | 2951-112 | 06/81 | 85.5 | (⁹) | 85.5 | .1 | (⁹) |
| Asphaltic (bituminous) concrete and paving cements | | 2951-113 | 06/81 | 120.0 | 121.1 | 121.8 | 2.3 | .6 |
| Other asphalt paving mixtures and blocks | | 2951-114 | 06/81 | 77.5 | 77.5 | 77.7 | .6 | .3 |
| Secondary products and miscellaneous receipts | | 2951-SM | | | | | | |
| Secondary products | | 2951-S | 06/81 | 147.2 | 147.2 | 147.2 | .3 | 0 |
| Asphalt felts and coatings | 2952 | | 06/84 | 109.0 | 103.3 | 103.9 | -5 | .6 |
| Primary products | | 2952-P | 06/84 | 101.3 | 101.7 | 102.4 | -5 | .7 |
| Roofing asphalts and pitches, coatings, and cements including fibrated and nonfi | | 2952-2 | 06/84 | 109.4 | 109.4 | 109.4 | .8 | 0 |
| Prepared asphalt and tar roofing and siding products including saturated felts a | | 2952-3 | 06/84 | 98.2 | 98.7 | 99.5 | -8 | .8 |

See footnotes at end of table.

Table 5. Producer price indexes for the net output of selected industries and their products, not seasonally adjusted —Continued

| Industry and product ¹ | Industry code | Product code | Index base | Index | | | Percent change to Sep. 1999 from — | |
|---|---------------|--------------|------------|-----------------------|------------------------|------------------------|------------------------------------|------------------|
| | | | | May 1999 ² | Aug. 1999 ² | Sep. 1999 ² | Sep. 1998 | Aug. 1999 |
| Asphalt felts and coatings—Continued | | | | | | | | |
| Smooth-surface roll roofing and cap sheets including organic and fiberglass base | | 2952-31 | 06/84 | 104.6 | 104.4 | 104.2 | -0.4 | -0.2 |
| Mineral-surface roll roofing and cap sheets including organic and fiberglass bas | | 2952-32 | 06/84 | 88.5 | 88.5 | 90.9 | 1.3 | 2.7 |
| Shingles including strip and individual, organic and inorganic, all styles | | 2952-33 | 12/91 | 99.5 | 100.3 | 100.8 | -1.5 | .5 |
| Other prepared asphalt & tar products for roofing and siding incl. organic and f | | 2952-37 | 06/98 | 101.3 | 101.2 | 103.5 | 1.3 | 2.3 |
| Secondary products and miscellaneous receipts | | 2952-SM | | | | | | |
| Secondary products | | 2952-S | 06/84 | 117.1 | 117.1 | 117.1 | .2 | 0 |
| Miscellaneous products of petroleum and coal | 299 | | 12/84 | 141.0 | 142.4 | 142.8 | .1 | .3 |
| Lubricating oils and greases | | | | | | | | |
| | 2992 | | 12/80 | 159.2 | 161.7 | 162.2 | 1.4 | .3 |
| Primary products | | 2992-P | 12/80 | 161.1 | 163.9 | 164.5 | 1.5 | .4 |
| Lubricating and similar oils | | 2992-1 | 12/80 | 162.5 | 165.5 | 166.1 | 1.5 | .4 |
| Automotive lubricating oils | | 2992-111 | 12/80 | 173.1 | 175.0 | 176.6 | 2.4 | .9 |
| Engine oils | | 2992-1115 | 06/95 | 98.3 | 99.2 | 100.3 | 2.3 | 1.1 |
| Engine oil for gasoline engines | | 2992-11151 | 06/95 | 97.7 | 98.7 | 100.2 | 3.0 | 1.5 |
| Engine oil for diesel engines | | 2992-11152 | 06/95 | 99.7 | 100.6 | 100.6 | .9 | 0 |
| Other engine oil | | 2992-11153 | 06/95 | 100.6 | (³) | 100.6 | 0 | (³) |
| Transmission and hydraulic fluids | | 2992-1116 | 06/95 | 102.8 | 105.0 | 105.0 | 2.9 | 0 |
| Automatic transmission fluid | | 2992-11161 | 06/95 | 102.2 | (³) | 106.4 | 3.6 | (³) |
| Other transmission and hydraulic fluids | | 2992-11162 | 06/95 | 103.4 | 103.4 | 103.4 | 2.2 | 0 |
| Automotive gear oil | | 2992-1117 | 06/95 | 103.2 | 104.2 | 104.2 | 1.7 | 0 |
| Automotive gear oil | | 2992-11171 | 06/95 | 103.2 | 104.2 | 104.2 | 1.7 | 0 |
| Industrial lubricating oils | | 2992-121 | 12/80 | 139.3 | 143.6 | 143.0 | 0 | -4 |
| General industrial oils | | 2992-12111 | 12/80 | 141.7 | 142.8 | 142.8 | -1 | 0 |
| Industrial process oils | | 2992-12112 | 12/80 | 129.9 | 151.0 | 146.3 | -3.1 | -3.1 |
| Industrial metalworking fluids | | 2992-12113 | 12/80 | 135.6 | 135.6 | 135.9 | .2 | .2 |
| Industrial engine oils | | 2992-12114 | 06/88 | 126.6 | 130.3 | 130.3 | 2.9 | 0 |
| Lubricating greases | | 2992-2 | 12/80 | 153.0 | 154.3 | 154.3 | 1.2 | 0 |
| Automotive greases | | 2992-231 | 12/80 | 144.0 | (³) | (³) | (³) | (³) |
| Industrial greases | | 2992-232 | 12/80 | 158.5 | 160.5 | 160.5 | 1.8 | 0 |
| Other greases | | 2992-234 | 06/88 | 146.5 | 146.5 | 146.5 | .1 | 0 |
| Secondary products and miscellaneous receipts | | 2992-SM | | | | | | |
| Secondary products | | 2992-S | 12/80 | 130.2 | 130.2 | 130.2 | .2 | 0 |
| Petroleum and coal products, n.e.c. | | | | | | | | |
| | 2999 | | 12/84 | 137.9 | 134.9 | 135.0 | -6.5 | .1 |
| Primary products | | 2999-P | 12/84 | 137.9 | 134.9 | 135.0 | -6.5 | .1 |
| Calcined petroleum coke (not made in refineries) | | 2999-2 | 12/84 | 145.8 | 141.6 | 142.5 | -9.2 | .6 |
| Other petroleum and coal products, n.e.c., incl. petroleum coke, (not made in refineries) | | 2999-5 | 12/84 | 58.3 | 56.2 | 55.5 | -5.3 | -1.2 |
| Rubber and miscellaneous plastic products | | | | | | | | |
| | 30 | | 12/84 | 121.6 | 122.6 | 122.7 | .7 | .1 |
| Tires and inner tubes | | | | | | | | |
| | 301 | | 06/81 | 100.9 | 100.4 | 100.4 | -1.8 | 0 |
| Tires and inner tubes | | | | | | | | |
| | 3011 | | 06/81 | 100.9 | 100.4 | 100.4 | -1.8 | 0 |
| Primary products | | 3011-P | 06/81 | 96.1 | 95.5 | 95.6 | -1.2 | .1 |
| Passenger car pneumatic tires | | 3011-1 | 06/81 | 88.4 | 88.6 | 88.6 | -.8 | 0 |
| Radials | | 3011-112 | 06/81 | 89.5 | 89.7 | 89.7 | -.8 | 0 |
| All season (except high performance) and all other radials incl. off highway | | 3011-1122 | 12/88 | 94.3 | 94.7 | 94.7 | -1.0 | 0 |
| Original equipment | | 3011-11223 | 06/95 | 97.9 | (³) | (³) | (³) | (³) |
| Replacement | | 3011-11224 | 06/95 | 87.9 | 88.3 | 88.3 | -.9 | 0 |
| High performance | | 3011-1123 | | | | | | |
| Truck/bus tires, including off highway | | 3011-2 | 06/81 | 89.9 | 88.7 | 88.8 | -1.9 | .1 |
| Radials | | 3011-21 | 06/81 | 73.1 | 72.0 | 72.2 | -.8 | .3 |
| Light highway truck | | 3011-213 | 06/81 | 74.3 | 73.3 | 73.4 | -.8 | .1 |
| Original equipment | | 3011-21311 | 06/95 | 93.6 | (³) | (³) | (³) | (³) |
| Replacement | | 3011-21312 | 06/95 | 86.6 | 85.1 | 85.3 | -.8 | .2 |
| Medium and wide base highway truck | | 3011-214 | | | | | | |
| Replacement | | 3011-21412 | 06/95 | 100.9 | 98.8 | 99.3 | -.9 | .5 |
| Non-radials | | 3011-215 | 06/81 | 99.1 | 97.8 | 97.8 | -3.2 | 0 |
| Other pneumatic and all solid tires | | 3011-3 | 06/81 | 130.1 | 126.4 | 126.4 | -3.4 | 0 |
| Tractor/implement tires | | 3011-314 | 06/81 | 124.5 | 117.2 | 117.2 | -6.8 | 0 |
| Front tractor and farm implement Original equipment and replacement | | 3011-31411 | 06/95 | 88.5 | 85.8 | 85.8 | -4.9 | 0 |
| All other pneumatic, including aircraft, mobile home and bicycle | | 3011-319 | 06/81 | 141.6 | 141.6 | 141.6 | -2.4 | 0 |
| Industrial and highway - solid | | 3011-333 | 06/81 | 124.3 | (³) | 124.3 | 5.1 | (³) |
| Other solid and semi-pneumatic, incl hand lawnmower, baby carriage, tricycle, etc | | 3011-342 | 06/81 | 132.7 | (³) | (³) | (³) | (³) |
| Inner tubes | | 3011-4 | 06/81 | 131.5 | 134.5 | 134.5 | 2.3 | 0 |
| Tread rubber, tire sundries, and repair materials | | 3011-5 | 06/81 | 133.3 | 132.9 | 133.1 | 0 | .2 |
| Tread rubber | | 3011-511 | 06/81 | 122.9 | (³) | (³) | (³) | (³) |
| Other tire sundries and repair materials, n.e.c. | | 3011-539 | 06/81 | 173.8 | 173.8 | 173.8 | 1.6 | 0 |

See footnotes at end of table.

Table 5. Producer price indexes for the net output of selected industries and their products, not seasonally adjusted
—Continued

| Industry and product ¹ | Industry code | Product code | Index base | Index | | | Percent change to Sep. 1999 from — | |
|--|---------------|--------------|------------|-----------------------|------------------------|------------------------|------------------------------------|------------------|
| | | | | May 1999 ² | Aug. 1999 ² | Sep. 1999 ² | Sep. 1998 | Aug. 1999 |
| Rubber and plastic footwear | 302 | | 12/80 | 129.2 | 129.2 | 129.2 | 0.9 | 0 |
| Rubber and plastic footwear | 3021 | | 12/80 | 129.2 | 129.2 | 129.2 | .9 | 0 |
| Primary products | | 3021-P | 12/80 | 136.0 | 136.0 | 136.0 | 1.0 | 0 |
| Rubber, plastic, and other protective footwear | | 3021-1 | 12/80 | 179.7 | 179.6 | 179.6 | 1.6 | 0 |
| Rubber uppers | | 3021-1A | 12/86 | 148.6 | (³) | 148.6 | 1.5 | (³) |
| Lumberman, pacs, rubbers, and other footwear having rubber uppers | | 3021-142 | 12/86 | 154.4 | (³) | 154.4 | 1.2 | (³) |
| Plastic and/or fabric uppers | | 3021-1C | | | | | | |
| Non-protective footwear cemented, vulcanized, injection molded, etc. to fabric upper | | 3021-3 | 12/86 | 109.3 | 109.3 | 109.3 | .6 | 0 |
| Injection molded only | | 3021-305 | 12/93 | 95.3 | (³) | (³) | (³) | (³) |
| Gaskets, packing, and sealing devices and rubber and plastics hose and belting | 305 | | 06/95 | 105.8 | 105.9 | 105.8 | .2 | -1 |
| Rubber and plastics hose and belting | 3052 | | 12/81 | 149.4 | 149.4 | 149.2 | .1 | -1 |
| Primary products | | 3052-P | 12/81 | 148.6 | 148.5 | 148.3 | .1 | -1 |
| Rubber and plastics belts and belting, flat | | 3052-1 | 12/81 | 170.4 | 169.9 | 169.1 | -1.8 | -5 |
| Light weight conveyor and elevator | | 3052-103 | 12/81 | 182.5 | 180.9 | 180.9 | -1.5 | 0 |
| Heavy duty conveyor and elevator | | 3052-105 | 12/81 | 167.6 | 167.6 | 166.0 | -1.5 | -1.0 |
| Rubber and plastics transmission belts and belting, other than flat | | 3052-2 | 12/81 | 139.4 | 139.4 | 139.4 | 1.3 | 0 |
| Motor vehicle | | 3052-225 | 12/81 | 145.6 | 145.6 | 145.6 | 2.3 | 0 |
| Rubber hose, mandrel made, and all hydraulic | | 3052-3 | 12/81 | 156.3 | 156.4 | 156.4 | .6 | .0 |
| Textile, nonhydraulic | | 3052-314 | 12/81 | 170.9 | 170.9 | 170.9 | .9 | 0 |
| Wire, hydraulic | | 3052-316 | 12/81 | 160.6 | 160.8 | 160.8 | .9 | 0 |
| Wire, nonhydraulic | | 3052-318 | 12/81 | 83.7 | 83.7 | 83.7 | 0 | 0 |
| Rubber and plastics garden hose | | 3052-5 | 12/81 | 149.0 | (³) | (³) | (³) | (³) |
| Plastics, including perforated sprinkler | | 3052-561 | 12/81 | 139.8 | (³) | (³) | (³) | (³) |
| Rubber | | 3052-563 | 12/81 | 179.5 | (³) | (³) | (³) | (³) |
| All other rubber and plastics hose | | 3052-6 | 12/81 | 151.7 | 151.6 | 151.1 | .2 | -3 |
| All other rubber hose | | 3052-6A | 06/95 | 102.9 | 102.9 | 102.4 | -.5 | -5 |
| Wrapped reinforced | | 3052-63 | 07/95 | 103.0 | (³) | 103.0 | 0 | (³) |
| All other rubber hose, n.e.c. | | 3052-674 | 12/81 | 138.8 | 138.8 | 138.8 | 0 | 0 |
| Plastic hose, except garden | | 3052-68 | 12/81 | 182.2 | 182.0 | 182.3 | 2.6 | .2 |
| Hydraulic | | 3052-682 | 06/87 | 150.3 | 150.3 | 150.9 | .5 | .4 |
| Nonhydraulic | | 3052-684 | 12/81 | 192.5 | 192.2 | 192.3 | 3.6 | .1 |
| Secondary products and miscellaneous receipts | | 3052-SM | | | | | | |
| Secondary products | | 3052-S | 12/81 | 185.1 | 187.2 | 187.0 | .5 | -1 |
| Gaskets, packing and sealing devices | 3053 | | 12/85 | 134.5 | 134.7 | 134.7 | .3 | 0 |
| Primary products | | 3053-P | 12/85 | 136.7 | 136.9 | 136.9 | .7 | 0 |
| Compression packings | | 3053-4 | 12/85 | 138.5 | 138.5 | 138.5 | .1 | 0 |
| Nonmetallic gaskets and gasketing | | 3053-5 | 12/85 | 148.3 | 148.7 | 148.7 | .8 | 0 |
| Elastomeric, all material | | 3053-515 | 12/85 | 137.2 | 137.2 | 137.2 | 1.6 | 0 |
| Other non-metallic, n.e.c. | | 3053-529 | 12/85 | 125.2 | 125.6 | 125.6 | .6 | 0 |
| Molded packing and sealing devices | | 3053-6 | 12/85 | 128.8 | 128.7 | 128.8 | .6 | .1 |
| O-rings (including spliced; excluding metal) | | 3053-621 | 12/85 | 113.3 | 113.3 | 113.3 | 0 | 0 |
| All other molded packing and seals (including leather and plastic seals) | | 3053-635 | 12/85 | 139.8 | 139.7 | 139.8 | .9 | .1 |
| Metallic gaskets and machined seals | | 3053-7 | 12/85 | 169.7 | 169.7 | 169.7 | -.4 | 0 |
| Axial mechanical face seals | | 3053-8 | 12/85 | 149.0 | 149.0 | 149.0 | 1.7 | 0 |
| Rotary oil seals | | 3053-9 | 12/90 | 105.3 | 106.0 | 106.0 | 1.5 | 0 |
| Secondary products and miscellaneous receipts | | 3053-SM | | | | | | |
| Miscellaneous receipts | | 3053-M | 06/97 | 85.0 | (³) | 85.0 | -15.7 | (³) |
| Fabricated rubber products, n.e.c. | 306 | | 12/88 | 119.9 | 120.0 | 119.9 | -.3 | -1 |
| Molded, extruded and lathe cut mechanical rubber goods | 3061 | | 12/88 | 118.7 | 118.8 | 118.9 | -.3 | .1 |
| Primary products | | 3061-P | 12/88 | 117.1 | 117.2 | 117.2 | -.5 | 0 |
| Molded rubber mechanical goods | | 3061-A | 06/83 | 119.9 | 120.1 | 120.1 | .3 | 0 |
| Automotive | | 3061-A11 | 06/83 | 98.7 | 98.7 | 98.6 | .2 | -1 |
| Transportation, other than automotive | | 3061-A12 | 06/83 | 132.5 | 132.5 | 133.6 | .5 | .8 |
| Appliances, household and commercial | | 3061-A13 | 06/83 | 115.8 | 115.8 | 115.8 | 0 | 0 |
| Oil and gas field machinery and equipment | | 3061-A14 | 06/83 | (³) | (³) | 134.0 | (³) | (³) |
| Other molded goods | | 3061-A16 | 06/83 | 148.8 | 149.6 | 149.6 | .5 | 0 |
| Extruded rubber mechanical goods | | 3061-B | 06/83 | 117.0 | 117.0 | 117.0 | -2.8 | 0 |
| Automotive, except tubing | | 3061-B11 | 06/83 | 101.7 | 101.7 | 101.7 | -3.7 | 0 |
| Automotive tubing | | 3061-B13 | 12/88 | 96.5 | 96.5 | 96.5 | -3.1 | 0 |
| Other tubing | | 3061-B14 | 06/83 | 175.6 | 175.6 | 175.6 | 0 | 0 |
| Other extrusions | | 3061-B19 | 06/83 | 137.5 | 137.5 | 137.5 | 2.8 | 0 |
| Lathe-cut mechanical goods | | 3061-C | 06/83 | (³) | (³) | (³) | (³) | (³) |
| Secondary products and miscellaneous receipts | | 3061-SM | | | | | | |
| Secondary products | | 3061-S | 06/83 | 143.6 | 143.6 | 143.6 | 1.8 | 0 |
| Fabricated rubber products, n.e.c. | 3069 | | 06/83 | 132.2 | 132.2 | 132.1 | -.4 | -1 |
| Primary products | | 3069-P | 06/83 | 133.6 | 133.7 | 133.5 | -.3 | -1 |
| Industrial products, n.e.c. | | 3069-C | 06/83 | 149.4 | 149.4 | 149.4 | 1.6 | 0 |
| Roll covering, including all industry rolls | | 3069-C12 | 06/83 | 144.0 | 144.0 | 144.0 | 4.0 | 0 |

See footnotes at end of table.

Table 5. Producer price indexes for the net output of selected industries and their products, not seasonally adjusted
—Continued

| Industry and product ¹ | Industry code | Product code | Index base | Index | | | Percent change to Sep. 1999 from — | |
|--|---------------|--------------|------------|-----------------------|------------------------|------------------------|------------------------------------|------------------|
| | | | | May 1999 ² | Aug. 1999 ² | Sep. 1999 ² | Sep. 1998 | Aug. 1999 |
| Fabricated rubber products, n.e.c.—Continued | | | | | | | | |
| Graphic arts, rubber and plastics | | 3089-C1204 | 06/96 | 111.0 | 111.0 | 111.0 | 11.0 | 0 |
| Printers' blankets | | 3089-C15 | 07/90 | 119.0 | (⁹) | (⁹) | (⁹) | (⁹) |
| Sheet rubber, linings and rubber film | | 3089-C2 | 12/88 | 150.7 | 150.7 | 150.7 | .6 | 0 |
| Film and sheet, vulcanized | | 3089-C23 | 12/88 | 151.7 | 151.7 | 151.7 | .5 | 0 |
| Other industrial rubber products | | 3089-C39 | 06/83 | 159.7 | 159.7 | 159.7 | .4 | 0 |
| Rubber coated fabrics and rubber clothing | | 3089-D | 06/83 | 141.6 | 141.0 | 141.0 | 0 | 0 |
| Rubber coated fabrics | | 3089-DA | 06/83 | 130.4 | 130.4 | (⁹) | (⁹) | (⁹) |
| Other coated fabrics, including protective covering | | 3089-D19 | 06/83 | 134.5 | 134.5 | (⁹) | (⁹) | (⁹) |
| Rubber clothing | | 3089-DB | 06/83 | 153.1 | 151.8 | 151.8 | -.8 | 0 |
| Industrial rubber gloves | | 3089-D41 | 06/83 | 163.9 | 161.5 | 161.5 | -1.5 | 0 |
| Other rubber goods | | 3089-E | 06/83 | 134.0 | 134.6 | 134.3 | 0 | -2 |
| Hard rubber goods | | 3089-EA | 08/86 | 127.5 | 127.5 | 127.5 | -2.2 | 0 |
| Other hard rubber goods | | 3089-E19 | 08/86 | 127.5 | 127.5 | 127.5 | -2.2 | 0 |
| Balloons, all types | | 3089-E23 | 06/83 | 127.9 | 130.0 | 130.0 | 1.6 | 0 |
| Other rubber goods | | 3089-E28 | 06/83 | 142.8 | 142.7 | 142.2 | -.8 | -4 |
| Sponge and foam rubber | | 3089-3 | 06/83 | 141.8 | 142.5 | 142.0 | -.4 | -4 |
| Latex foam | | 3089-3A | 12/88 | 112.2 | 112.2 | 112.2 | .4 | 0 |
| Other latex foam products | | 3089-368 | 06/96 | 103.6 | 103.6 | 103.6 | .7 | 0 |
| Chemically blown sponge | | 3089-3B | 06/83 | 149.2 | (⁹) | 149.5 | -.9 | (⁹) |
| Rubber floor and wall coverings | | 3089-4 | 06/83 | 121.3 | 121.3 | 121.3 | -.5 | 0 |
| Individual mats | | 3089-4A | 06/83 | 118.6 | 118.6 | 118.6 | -.7 | 0 |
| All other mats | | 3089-425 | 06/83 | 112.8 | 112.9 | 112.9 | -3.5 | 0 |
| Other floor and wall coverings | | 3089-426 | 06/96 | 101.1 | 101.1 | 101.1 | -.1 | 0 |
| Rubber druggist and medical sundries including household gloves | | 3089-7 | 06/83 | 138.9 | 138.9 | 138.5 | -2.1 | -3 |
| Gloves | | 3089-7A | 12/88 | 99.4 | (⁹) | 99.4 | -5.7 | (⁹) |
| Surgical | | 3089-761 | 12/88 | 99.4 | (⁹) | 99.4 | -5.7 | (⁹) |
| Prophylactics | | 3089-775 | 12/88 | 163.7 | (⁹) | 163.3 | .2 | (⁹) |
| Other rubber druggist and medical sundries, including diaphragms, separate and i | | 3089-778 | 06/83 | 139.4 | 139.5 | 138.3 | -.4 | -.9 |
| Compounds or mixtures for sale or interplant transfer | | 3089-9 | 06/83 | 125.5 | 125.4 | 125.2 | -.6 | -2 |
| Secondary products and miscellaneous receipts | | 3089-SM | | | | | | |
| Secondary products | | 3089-S | 06/83 | 127.0 | 126.4 | 127.2 | -.7 | .6 |
| Other secondary products | | 3089-SSS | 06/83 | 123.2 | 122.6 | 123.4 | -.6 | .7 |
| Miscellaneous plastic products | | 3089-S | 06/96 | 96.5 | 96.5 | 96.5 | -1.7 | 0 |
| Miscellaneous plastic products | 308 | | 06/83 | 106.4 | 107.6 | 107.7 | 1.1 | .1 |
| Unsupported plastic film and sheet | 3081 | | 06/93 | 101.0 | 103.2 | 103.8 | 1.7 | .6 |
| Primary products | | 3081-P | 12/82 | 119.2 | 121.5 | 121.8 | .5 | .2 |
| Unsupported plastic film and sheet | | 3081-1 | 12/82 | 119.2 | 121.5 | 121.8 | .5 | .2 |
| Polyethylene | | 3081-102 | 06/93 | 96.3 | 98.7 | 99.4 | 2.5 | .7 |
| Vinyl and vinyl copolymer | | 3081-104 | 06/93 | 103.6 | 105.3 | 107.1 | 4.1 | 1.7 |
| Other unsupported plastic film and sheet | | 3081-105 | 06/93 | 108.8 | 109.6 | 109.6 | -1.7 | 0 |
| Secondary products and miscellaneous receipts | | 3081-SM | | | | | | |
| Secondary products | | 3081-S | 06/93 | 97.6 | 101.1 | 104.7 | 10.1 | 3.6 |
| Unsupported plastics profile shapes, rods and tubes | 3082 | | 06/93 | 110.1 | 110.1 | 110.3 | 1.3 | .2 |
| Primary products | | 3082-P | 12/82 | 144.9 | 144.9 | 145.2 | 1.5 | .2 |
| Unsupported plastics profile shapes, rods and tubes | | 3082-1 | 12/82 | 144.9 | 144.9 | 145.2 | 1.5 | .2 |
| Secondary products and miscellaneous receipts | | 3082-SM | | | | | | |
| Secondary products | | 3082-S | 06/93 | 114.9 | (⁹) | 114.9 | 0 | (⁹) |
| Laminated plastic plate, sheet, and profile shapes | 3083 | | 06/93 | 117.2 | 117.5 | 117.6 | .7 | .1 |
| Primary products | | 3083-P | 12/82 | 150.8 | 151.2 | 151.4 | .7 | .1 |
| Laminated plastic plate, sheet, and profile shapes | | 3083-1 | 12/82 | 150.8 | 151.2 | 151.4 | .7 | .1 |
| Thermosetting | | 3083-101 | 06/93 | 117.6 | 118.0 | 117.7 | 1.0 | -.3 |
| Secondary products | | 3083-S | 06/93 | 118.8 | 118.8 | 118.8 | 0 | 0 |
| Plastic pipe | 3084 | | 06/93 | 110.3 | 120.7 | 122.5 | 15.8 | 1.5 |
| Primary products | | 3084-P | 12/82 | 104.5 | 114.7 | 116.6 | 15.3 | 1.7 |
| Plastic pipe | | 3084-1 | 12/82 | 104.5 | 114.7 | 116.6 | 15.3 | 1.7 |
| Drain, waste, and vent | | 3084-101 | 06/87 | 75.7 | 85.6 | 91.5 | 32.2 | 6.9 |
| Sewer | | 3084-102 | 06/87 | 92.1 | 119.8 | 125.5 | 40.7 | 4.8 |
| Water | | 3084-104 | 06/87 | 99.3 | 110.9 | 107.6 | 11.2 | -3.0 |
| Industrial and mining | | 3084-105 | 06/93 | 130.5 | 133.6 | 133.6 | 7.1 | 0 |
| Other plastic pipe | | 3084-106 | 07/87 | 131.8 | 125.0 | 127.2 | -2.9 | 1.8 |
| Secondary products and miscellaneous receipts | | 3084-SM | | | | | | |
| Secondary products | | 3084-S | 06/93 | 128.7 | 137.1 | 136.2 | 19.5 | -.7 |
| Plastic bottles | 3085 | | 06/93 | 104.2 | 107.5 | 107.4 | 1.7 | -.1 |
| Primary products | | 3085-P | 12/82 | 119.3 | 123.0 | 122.8 | 1.6 | -.2 |
| Plastic bottles | | 3085-1 | 06/87 | 113.7 | 117.2 | 117.0 | 1.6 | -.2 |
| Plastic bottles | | 3085-101 | 06/87 | 113.7 | 117.2 | 117.0 | 1.6 | -.2 |
| Secondary products and miscellaneous receipts | | 3085-SM | | | | | | |
| Secondary products | | 3085-S | 06/93 | 101.9 | 107.1 | 107.1 | 2.2 | 0 |
| Plastic foam products | 3086 | | 06/93 | 108.5 | 109.7 | 108.7 | -.1 | -.9 |
| Primary products | | 3086-P | 06/87 | 117.8 | 119.2 | 118.1 | 0 | -.9 |

See footnotes at end of table.

Table 5. Producer price indexes for the net output of selected industries and their products, not seasonally adjusted
—Continued

| Industry and product ¹ | Industry code | Product code | Index base | Index | | | Percent change to Sep. 1999 from — | |
|--|---------------|--------------|------------|-----------------------|------------------------|------------------------|------------------------------------|------------------|
| | | | | May 1999 ² | Aug. 1999 ² | Sep. 1999 ² | Sep. 1998 | Aug. 1999 |
| Plastic foam products—Continued | | | | | | | | |
| Plastic foam products | | 3086-1 | 06/87 | 117.8 | 119.2 | 118.1 | 0 | -0.9 |
| Transportation | | 3086-101 | 12/82 | 112.7 | 112.7 | 112.7 | 0 | 0 |
| Packaging | | 3086-102 | 12/82 | 119.3 | 123.5 | 118.2 | 1.5 | -4.3 |
| Building and construction | | 3086-103 | 01/83 | 132.6 | 137.6 | 137.2 | -1.5 | -3 |
| Furniture and furnishings | | 3086-104 | 12/82 | 139.3 | 139.1 | 139.3 | -6 | .1 |
| Consumer and institutional | | 3086-105 | 12/82 | 115.6 | (³) | 115.6 | .3 | (³) |
| Other plastic foam products | | 3086-106 | 02/89 | 84.8 | 84.4 | 84.5 | -4 | .1 |
| Secondary products and miscellaneous receipts | | 3086-SM | | | | | | |
| Secondary products | | 3086-S | 06/93 | 102.8 | 103.4 | 103.3 | -8 | -1 |
| Custom compounding of purchased plastic resins | | | | | | | | |
| Primary products | 3087 | | 06/93 | 104.0 | 104.2 | 103.3 | -3.8 | -9 |
| Custom compounding of purchased resins and color concentrates | | 3087-P | 06/93 | 105.8 | 106.1 | 105.0 | -4.1 | -1.0 |
| Custom compounding of purchased resins | | 3087-1 | 06/93 | 105.8 | 106.1 | 105.0 | -4.1 | -1.0 |
| Color concentrates | | 3087-101 | 06/93 | 105.9 | 106.1 | 104.8 | -5.2 | -1.2 |
| Color concentrates | | 3087-102 | 06/93 | 107.1 | 107.5 | 107.5 | .4 | 0 |
| Plastic plumbing fixtures | | | | | | | | |
| Primary products | 3088 | | 06/93 | 110.7 | 110.6 | 110.6 | 2.5 | 0 |
| Plastic plumbing fixtures | | 3088-P | 06/93 | 110.3 | 110.3 | 110.2 | 1.8 | -1 |
| Plastic plumbing fixtures | | 3088-1 | 06/93 | 110.3 | 110.3 | 110.2 | 1.8 | -1 |
| Plastic plumbing fixtures | | 3088-101 | 06/93 | 110.3 | 110.3 | 110.2 | 1.8 | -1 |
| Plastic products n.e.c. | | | | | | | | |
| Primary products | 3089 | | 06/93 | 106.3 | 106.9 | 107.1 | .8 | .2 |
| Transportation, fabricated plastic products, except foam and reinforced plastics | | 3089-P | 06/87 | 124.7 | 125.4 | 125.6 | .7 | .2 |
| Transportation, fabricated plastic products, except foam and reinforced plastics | | 3089-1 | 06/93 | 101.3 | 101.3 | 101.3 | .3 | .0 |
| Transportation, fabricated plastic products, except foam and reinforced plastics | | 3089-101 | 06/93 | 101.3 | 101.3 | 101.3 | .3 | 0 |
| Electrical and electronic fabricated plastic products, except foam and reinforced plastics | | 3089-2 | 12/82 | 110.8 | 110.3 | 110.5 | 1.1 | .2 |
| Electrical and electronic fabricated plastic products, except foam and reinforced plastics | | 3089-201 | 12/82 | 110.8 | 110.3 | 110.5 | 1.1 | .2 |
| Industrial machinery plastic products, except foam | | 3089-3 | 06/93 | 108.8 | 108.8 | 109.5 | -1.1 | .6 |
| Industrial machinery plastic products, except foam | | 3089-301 | 06/93 | 108.8 | 108.8 | 109.5 | -1.1 | .6 |
| Plastics packaging, except film and sheet, foam, and bottles | | 3089-4 | 06/93 | 103.8 | 106.5 | 106.8 | 2.0 | .3 |
| Tubs (for food) and jars (for food, cosmetics, and toilet goods) | | 3089-402 | 06/93 | 124.7 | 129.1 | 130.4 | 5.2 | 1.0 |
| Caps and closures | | 3089-403 | 06/93 | 100.3 | 107.2 | 107.2 | 4.9 | 0 |
| Blister and bubble formed packaging, shipping boxes, and food trays | | 3089-404 | 06/93 | 101.7 | 101.7 | 101.7 | -1.7 | 0 |
| Other plastics packaging | | 3089-405 | 06/93 | 98.1 | 98.4 | 98.4 | -7 | 0 |
| Plastic dinnerware, tableware, and kitchenware | | 3089-5 | 06/93 | 101.9 | 101.9 | 101.9 | .9 | 0 |
| Plastic dinnerware, tableware, and kitchenware | | 3089-501 | 06/93 | 101.9 | 101.9 | 101.9 | .9 | 0 |
| Consumer, institutional and commercial fabricated plastic products, except foam and wire coats | | 3089-6 | 06/93 | 104.3 | 104.6 | 104.5 | -1.4 | -1 |
| Sinkware and bathware, including dishdrains, dustpans, shower caddies, and bathmats | | 3089-602 | 06/93 | 99.4 | 99.4 | 99.4 | 0 | 0 |
| Utility, waste, and garbage containers, including buckets and dishpans | | 3089-603 | 06/93 | 86.8 | 86.7 | 86.8 | -1 | .1 |
| Hospital and laboratory ware, including pitchers and flasks | | 3089-606 | 06/93 | 109.5 | 109.5 | 109.7 | 1.3 | .2 |
| Other consumer, institutional and commercial fabricated products | | 3089-608 | 06/93 | 106.9 | 107.2 | 107.1 | .1 | -1 |
| Plastic furniture components and furnishings excl. foam and reinforced plastics | | 3089-7 | 12/82 | 115.1 | 115.1 | 115.1 | 15.3 | 0 |
| Plastic furniture components and furnishings excl. foam and reinforced plastics | | 3089-701 | 12/82 | 115.1 | 115.1 | 115.1 | 15.3 | 0 |
| Building and construction fabricated products, except foam, plumbing, reinforced plastics | | 3089-8 | 06/87 | 134.7 | 136.4 | 137.4 | 1.9 | .7 |
| Doors, partitions, moldings, windows, frames and trim | | 3089-802 | 06/93 | 108.5 | 108.5 | 108.5 | -8 | 0 |
| Siding and accessories, including soffit, fascia, and skirts | | 3089-803 | 06/93 | 108.6 | 110.3 | 110.2 | 2.9 | -1 |
| Fittings and unions | | 3089-804 | 06/93 | 103.1 | 101.6 | 107.4 | 3.6 | 5.7 |
| Reinforced and fiberglass plastic products, n.e.c. | | 3089-A | 06/93 | 108.1 | 107.2 | 107.4 | .8 | .2 |
| Transportation | | 3089-A01 | 06/93 | 102.7 | 102.9 | 102.9 | .9 | 0 |
| Other fabricated fiberglass and reinforced plastic products | | 3089-A04 | 06/93 | 108.0 | 105.0 | 105.6 | -1.9 | .6 |
| Secondary products and miscellaneous receipts | | 3089-SM | | | | | | |
| Secondary products | | 3089-S | 06/93 | 109.1 | 110.2 | 110.0 | 1.5 | -2 |
| Leather and leather products | | | | | | | | |
| Leather and leather products | 31 | | 12/84 | 136.0 | 136.1 | 137.0 | -1 | .7 |
| Leather tanning and finishing | | | | | | | | |
| Leather tanning and finishing | 311 | | 06/81 | 167.7 | 167.3 | 169.1 | -1.6 | 1.1 |
| Leather tanning and finishing | | | | | | | | |
| Primary products | 3111 | | 06/81 | 167.6 | 167.2 | 169.0 | -1.6 | 1.1 |
| Finished and unfinished leather | | 3111-P | 06/81 | 167.1 | 166.8 | 168.3 | -1.3 | .9 |
| Finished and unfinished leather | | 3111-6 | 12/97 | 96.0 | 95.7 | 96.7 | -1.4 | 1.0 |
| Finished cattle and kip side leather | | 3111-61 | 12/97 | 93.8 | 93.6 | 95.1 | -2.5 | 1.6 |
| Unfinished cattle and kip side leather | | 3111-65 | 12/97 | 105.6 | 105.3 | 104.1 | 3.7 | -1.1 |
| Other leathers, finished and unfinished | | 3111-67 | 12/97 | 86.3 | 86.2 | 88.0 | -9.4 | 2.1 |
| Receipts for contract tanning done for others on their materials | | 3111-9 | 06/81 | 120.4 | 120.8 | 120.7 | -1 | -1 |
| Secondary products | | 3111-S | 04/82 | 138.0 | 138.0 | 143.3 | -5.4 | 3.8 |
| Boot and shoe cut stock and findings | | | | | | | | |
| Boot and shoe cut stock and findings | 313 | | 12/84 | 133.8 | 133.8 | 133.8 | .3 | 0 |

See footnotes at end of table.

Table 5. Producer price indexes for the net output of selected industries and their products, not seasonally adjusted
—Continued

| Industry and product ¹ | Industry code | Product code | Index base | Index | | | Percent change to Sep. 1999 from — | |
|--|---------------|--------------|------------|-----------------------|------------------------|------------------------|------------------------------------|------------------|
| | | | | May 1999 ² | Aug. 1999 ² | Sep. 1999 ² | Sep. 1998 | Aug. 1999 |
| Boot and shoe cut stock and findings | 3131 | | 12/84 | 133.8 | 133.8 | 133.8 | 0.3 | 0 |
| Primary products | | 3131-P | 12/84 | 136.7 | 136.7 | 136.7 | .3 | 0 |
| Other leather cut stock | | 3131-131 | 12/84 | 133.1 | 133.1 | 133.1 | -.4 | 0 |
| Non-leather stock and findings incl. heels | | 3131-191 | 12/84 | 133.6 | 133.6 | 133.6 | 1.1 | 0 |
| Secondary products and miscellaneous receipts | | 3131-SM | | | | | | |
| Footwear, except rubber | 314 | | 12/84 | 139.2 | 139.3 | 139.4 | -.9 | .1 |
| House slippers | 3142 | | 06/85 | 133.2 | 134.3 | 134.3 | 3.6 | 0 |
| Primary products | | 3142-P | 06/85 | 133.0 | 134.3 | 134.3 | 4.2 | 0 |
| House slippers, except slipper socks | | 3142-1 | 06/85 | 132.6 | 133.9 | 133.9 | 4.2 | 0 |
| Leather house slippers | | 3142-111 | 06/85 | 170.5 | (⁹) | (⁹) | (⁹) | (⁹) |
| House slippers, except leather | | 3142-122 | 06/85 | 115.1 | 116.7 | 116.7 | 6.1 | 0 |
| Fabric house slippers | | 3142-1223 | 12/90 | 101.0 | 102.6 | 102.6 | 4.8 | 0 |
| Men's | | 3142-12234 | 12/90 | 108.6 | (⁹) | 108.6 | -.1 | (⁹) |
| Women's | | 3142-12235 | 12/90 | 100.4 | 102.2 | 102.2 | 5.5 | 0 |
| Secondary products and miscellaneous receipts | | 3142-SM | | | | | | |
| Men's footwear | 3143 | | 12/80 | 164.5 | 164.6 | 164.7 | -2.3 | .1 |
| Primary products | | 3143-P | 12/80 | 168.5 | 168.6 | 168.7 | -.8 | .1 |
| Men's shoes, except athletic | | 3143-4 | 12/93 | 109.5 | 109.5 | 109.6 | -.8 | .1 |
| Dress and casual | | 3143-411 | 12/93 | 109.6 | 109.6 | 109.6 | .8 | 0 |
| Boots, dress and casual, except western style | | 3143-421 | 12/93 | 113.5 | 113.5 | 113.5 | -.4 | 0 |
| Western style boots | | 3143-422 | 12/93 | 96.1 | 96.1 | 96.1 | -7.0 | 0 |
| Work oxfords | | 3143-431 | 12/93 | 125.7 | 126.8 | 126.8 | 1.4 | 0 |
| Workshoes, ankle height or higher | | 3143-441 | 12/93 | 117.7 | 117.8 | 118.1 | 1.5 | .3 |
| Secondary products and miscellaneous receipts | | 3143-SM | | | | | | |
| Secondary products | | 3143-S | 12/80 | 140.3 | 140.3 | 140.3 | -10.4 | 0 |
| Women's footwear | 3144 | | 12/80 | 132.2 | 132.2 | 132.3 | .2 | .1 |
| Primary products | | 3144-P | 12/80 | 130.1 | 130.1 | 130.2 | .2 | .1 |
| Women's shoes, except athletic | | 3144-4 | 12/93 | 103.5 | 103.5 | 103.6 | -.2 | .1 |
| Sandals | | 3144-411 | 12/93 | 118.1 | 118.1 | 118.1 | 1.2 | 0 |
| Dress and casual, except sandals | | 3144-421 | 12/93 | 102.5 | 102.5 | 102.6 | .1 | .1 |
| Secondary products and miscellaneous receipts | | 3144-SM | | | | | | |
| Secondary products | | 3144-S | 12/80 | 183.9 | 184.5 | 184.8 | .8 | .2 |
| Footwear, except rubber, n.e.c. | 3149 | | 12/79 | 152.8 | 153.0 | 153.0 | 1.3 | 0 |
| Primary products | | 3149-P | 12/79 | 154.0 | 154.3 | 154.3 | .8 | 0 |
| Youths' and boys' footwear, except athletic | | 3149-1 | 12/79 | 157.8 | 157.8 | 157.8 | 3.0 | 0 |
| Children's shoes and boots, except athletic | | 3149-3 | 12/79 | 165.4 | 165.4 | 165.4 | .5 | 0 |
| Infants' and babies' footwear | | 3149-4 | 12/79 | 179.8 | 179.8 | 179.8 | .1 | 0 |
| Athletic, except rubber sole/fabric upper | | 3149-5 | 12/79 | 143.3 | 143.3 | (⁹) | (⁹) | (⁹) |
| Secondary products and miscellaneous receipts | | 3149-SM | | | | | | |
| Secondary products | | 3149-S | 12/79 | 164.2 | 164.2 | 164.2 | 2.9 | 0 |
| Leather gloves and mittens | 315 | | 06/85 | 141.4 | 141.1 | 141.2 | 0 | .1 |
| Primary products | 3151 | | 06/85 | 141.4 | 141.1 | 141.2 | 0 | .1 |
| All leather dress and semidress gloves and mittens | | 3151-P | 06/85 | 149.3 | 149.3 | 149.3 | .1 | 0 |
| All leather dress and semidress gloves and mittens | | 3151-2 | 06/85 | 137.0 | 136.5 | 136.6 | .4 | .1 |
| All leather work gloves and mittens | | 3151-222 | 06/91 | 109.8 | 109.4 | 109.5 | .5 | .1 |
| All grain, excluding welders | | 3151-7 | 06/85 | 153.6 | 153.8 | 153.8 | .1 | 0 |
| All split, excluding welders | | 3151-781 | 06/85 | 149.4 | 149.4 | 149.4 | .3 | 0 |
| All split, excluding welders | | 3151-783 | 06/85 | 150.5 | 151.1 | 151.1 | .7 | 0 |
| Secondary products and miscellaneous receipts | | 3151-SM | | | | | | |
| Resales | | 3151-Z89 | 06/85 | 139.5 | 139.5 | 139.5 | .9 | 0 |
| Secondary products | | 3151-S | 06/85 | 113.4 | 110.9 | 111.4 | -2.0 | .5 |
| Luggage | 316 | | 12/84 | 124.3 | 124.3 | 127.8 | 2.5 | 2.8 |
| Primary products | 3161 | | 12/84 | 124.3 | 124.3 | 127.8 | 2.5 | 2.8 |
| Hand luggage | | 3161-P | 12/84 | 124.6 | 124.6 | 126.2 | .8 | 1.3 |
| Luggage other than hand luggage | | 3161-1 | 12/84 | 116.5 | 116.4 | 116.5 | -.5 | .1 |
| Luggage other than hand luggage | | 3161-2 | 12/84 | 140.3 | 140.3 | 144.8 | 3.1 | 3.2 |
| Secondary products and miscellaneous receipts | | 3161-SM | | | | | | |
| Miscellaneous receipts | | 3161-M | 12/84 | 117.7 | 117.7 | 139.4 | 18.4 | 18.4 |
| Resales | | 3161-Z89 | 12/84 | 116.9 | 116.9 | 138.6 | (⁹) | 18.6 |
| Secondary products | | 3161-S | 12/84 | 127.5 | 128.6 | 128.3 | .8 | -.2 |
| Handbags and other personal leather goods | 317 | | 12/84 | 124.1 | 126.2 | 126.0 | 1.5 | -.2 |
| Women's and children's handbags and purses | 3171 | | 06/82 | 127.5 | 128.0 | 128.0 | .6 | 0 |
| Primary products | | 3171-P | 06/82 | 128.0 | 128.6 | 128.6 | .7 | 0 |
| All or chiefly leather | | 3171-511 | 06/82 | 131.3 | 131.3 | 131.3 | (⁹) | 0 |
| Other materials, except precious metals | | 3171-541 | 12/96 | 100.1 | (⁹) | 101.8 | (⁹) | (⁹) |
| Secondary products and miscellaneous receipts | | 3171-SM | | | | | | |
| Secondary products | | 3171-S | 06/82 | 127.4 | 127.4 | (⁹) | (⁹) | (⁹) |

See footnotes at end of table.

**Table 5. Producer price indexes for the net output of selected industries and their products, not seasonally adjusted
—Continued**

| Industry and product ¹ | Industry code | Product code | Index base | Index | | | Percent change to Sep. 1999 from — | |
|--|---------------|--------------|------------|-----------------------|------------------------|------------------------|------------------------------------|------------------|
| | | | | May 1999 ² | Aug. 1999 ² | Sep. 1999 ² | Sep. 1998 | Aug. 1999 |
| Personal leather goods, except women's handbags and purses | 3172 | | 06/82 | 141.3 | 145.6 | 145.2 | 2.5 | -0.3 |
| Primary products | | 3172-P | 06/82 | 143.1 | 147.8 | 147.3 | 2.6 | -3 |
| Billfolds, wallets, french purses and clutches | | 3172-511 | 06/82 | 144.0 | 148.3 | 148.3 | 2.7 | 0 |
| Other personal goods | | 3172-598 | 12/98 | 99.5 | 103.0 | 102.3 | (⁹) | -7 |
| Secondary products and miscellaneous receipts | | 3172-SM | | | | | | |
| Miscellaneous receipts | | 3172-M | 07/94 | (⁹) | (⁹) | (⁹) | (⁹) | (⁹) |
| Resales | | 3172-Z89 | 07/94 | (⁹) | (⁹) | (⁹) | (⁹) | (⁹) |
| Secondary products | | 3172-S | 06/82 | 142.0 | 143.7 | 143.7 | 4.4 | 0 |
| Leather goods, n.e.c. | 319 | | 06/85 | 143.0 | 141.8 | 143.0 | 1.8 | .8 |
| Leather goods, n.e.c. | 3199 | | 06/85 | 143.0 | 141.8 | 143.0 | 1.8 | .8 |
| Primary products | | 3199-P | 06/85 | 147.3 | 145.8 | 147.3 | 2.1 | 1.0 |
| Leather goods, excluding industrial leather | | 3199-A | 12/91 | 117.0 | 115.6 | 117.0 | 2.4 | 1.2 |
| Saddlery and harness and accouterments | | 3199-131 | 06/85 | 144.2 | 144.1 | 144.1 | 1.0 | 0 |
| Dog collars, leashes and other household pet accessories made of leather | | 3199-196 | 06/85 | 145.8 | 145.8 | (⁹) | (⁹) | (⁹) |
| Other leather goods | | 3199-197 | 06/85 | 140.9 | 137.1 | 140.9 | 4.8 | 2.8 |
| Industrial leather | | 3199-B | 12/91 | 124.6 | 124.6 | 124.6 | .7 | 0 |
| Industrial leather belting/industrial leather products | | 3199-191 | 06/85 | 175.4 | 175.4 | 175.4 | .7 | 0 |
| Secondary products and miscellaneous receipts | | 3199-SM | | | | | | |
| Secondary products | | 3199-S | 06/85 | 143.1 | 143.4 | 143.4 | .2 | 0 |
| Stone, clay, glass, and concrete products | 32 | | 12/84 | 132.5 | 133.1 | 133.3 | 2.4 | .2 |
| Flat glass | 321 | | 12/80 | 96.0 | 96.9 | 96.8 | -4 | -1 |
| Flat glass | 3211 | | 12/80 | 95.9 | 96.9 | 96.7 | -5 | -2 |
| Primary products | | 3211-P | 12/80 | 96.0 | 97.0 | 96.9 | -4 | -1 |
| Other flat glass, made from glass produced in the same establishment .. | | 3211-4 | 12/80 | 99.8 | 99.5 | (⁹) | (⁹) | (⁹) |
| Raw flat glass or window glass (float, sheet and plate) | | 3211-5 | 12/80 | 98.5 | 100.0 | 99.7 | .5 | -3 |
| Glass and glassware, pressed or blown | 322 | | 12/84 | 121.4 | 120.7 | 121.0 | -7 | .2 |
| Glass containers | 3221 | | 06/82 | 123.9 | 123.8 | 123.6 | -2 | -2 |
| Primary products | | 3221-P | 06/82 | 124.3 | 124.2 | 124.0 | -2 | -2 |
| Narrow neck and wide mouth containers, ex.food | | 3221-A | 06/95 | 95.1 | 95.4 | 95.4 | .2 | 0 |
| Beverage containers | | 3221-1B | 06/95 | 94.2 | 94.5 | 94.5 | 0 | 0 |
| Non-alcoholic beverage | | 3221-115 | 06/82 | 123.8 | 123.8 | 123.8 | -1.2 | 0 |
| Food containers | | 3221-2 | 06/95 | 99.2 | 98.1 | 97.8 | -1.1 | -3 |
| Narrow neck food containers | | 3221-21 | 06/82 | 120.1 | 120.8 | 119.5 | .3 | -1.1 |
| Wide mouth food containers | | 3221-22 | 07/95 | 97.7 | 96.0 | 96.0 | -1.7 | 0 |
| Pressed and blown glass, n.e.c. | 3229 | | 06/83 | 129.1 | 127.7 | 128.4 | -1.2 | .5 |
| Primary products | | 3229-P | 06/83 | 130.0 | 128.5 | 129.3 | -1.2 | .6 |
| Table, kitchen, art, and novelty glassware | | 3229-1 | 06/83 | 151.7 | 151.8 | 152.0 | 1.3 | .1 |
| Machine made table, kitchen, art, and novelty glassware | | 3229-12 | 06/83 | 152.8 | 152.8 | 153.0 | 1.3 | .1 |
| Tumblers (one piece excluding packers' tumblers) | | 3229-121 | 06/83 | 135.0 | 135.0 | 135.2 | 3.6 | .1 |
| Tableware | | 3229-123 | 06/83 | 159.2 | 159.2 | 159.2 | 1.1 | 0 |
| Cookware, ovenware, kitchenware, and microwave oven glass | | 3229-125 | 06/83 | 154.8 | (⁹) | 154.8 | 0 | (⁹) |
| Ornamental, decorative, and novelty glassware and smokers' accessories | | 3229-128 | 06/83 | 148.1 | 148.4 | 148.4 | -2.4 | 0 |
| Handmade table, kitchen, art, and novelty glassware | | 3229-13 | 06/83 | 158.4 | 159.3 | 159.3 | .4 | 0 |
| Lighting and electronic glassware | | 3229-2 | 06/83 | 119.3 | 119.3 | 119.4 | -4.4 | .1 |
| Machine-made lighting/electronic glassware | | 3229-2A | 12/91 | 100.0 | 100.0 | 100.0 | -4.4 | 0 |
| Bowls and enclosing globes (interior and exterior) | | 3229-224 | 12/91 | 108.6 | 108.6 | 108.6 | -1.8 | 0 |
| T.V. tube blanks and parts; tubing, cane, and glass parts for electronic tubes and devices | | 3229-235 | 08/83 | 108.1 | (⁹) | 108.1 | -6.8 | (⁹) |
| Transfers and shipments of partially fabricated lighting/electronic glassware | | 3229-2C | 06/83 | 101.7 | (⁹) | (⁹) | (⁹) | (⁹) |
| Glass fiber-textile type | | 3229-3 | 06/83 | 99.6 | 96.1 | 97.8 | -2.4 | 1.8 |
| Other pressed and blown glassware | | 3229-4 | 06/83 | 176.6 | 176.6 | 176.6 | 3.0 | 0 |
| Machine-made glassware, n.e.c. | | 3229-4A | 12/91 | 123.8 | 123.8 | 123.8 | 4.0 | 0 |
| Other glassware | | 3229-428 | 12/91 | 123.5 | 123.5 | 123.5 | 4.1 | 0 |
| Handmade glassware, n.e.c. | | 3229-4B | 12/91 | 131.3 | 131.3 | 131.3 | -1.8 | 0 |
| Transfers and shipments of partially fabricated pressed and blown glassware, n.e.c. | | 3229-4C | 12/91 | 112.2 | 112.2 | 112.2 | -1.1 | 0 |
| Secondary products and miscellaneous receipts | | 3229-SM | | | | | | |
| Secondary products | | 3229-S | 06/83 | 103.0 | 102.8 | 102.8 | .3 | 0 |
| Products of purchased glass | 323 | | 06/83 | 128.0 | 128.8 | 129.1 | .9 | .2 |
| Products of purchased glass | 3231 | | 06/83 | 128.0 | 128.8 | 129.1 | .9 | .2 |
| Primary products | | 3231-P | 06/83 | 127.5 | 128.5 | 128.7 | .8 | .2 |
| Laminated glass, including plate, float, and sheet | | 3231-3 | 06/83 | 102.4 | 103.0 | 103.8 | .8 | .8 |
| For construction and architectural uses | | 3231-321 | 06/87 | 97.0 | 100.4 | 100.5 | 5.1 | .1 |
| For automotive uses | | 3231-341 | 06/87 | 99.6 | 99.4 | 100.5 | -4 | 1.1 |
| OEM | | 3231-34101 | 06/87 | 92.7 | 92.4 | 92.1 | -2.6 | -3 |
| Replacement | | 3231-34102 | 06/87 | 120.6 | 120.6 | 128.5 | 8.2 | 6.6 |

See footnotes at end of table.

Table 5. Producer price indexes for the net output of selected industries and their products, not seasonally adjusted —Continued

| Industry and product ¹ | Industry code | Product code | Index base | Index | | | Percent change to Sep. 1999 from — | |
|--|---------------|--------------|------------|-----------------------|------------------------|------------------------|------------------------------------|------------------|
| | | | | May 1999 ² | Aug. 1999 ² | Sep. 1999 ² | Sep. 1998 | Aug. 1999 |
| Products of purchased glass—Continued | | | | | | | | |
| For other uses | | 3231-369 | 06/94 | 106.1 | 105.9 | 106.1 | -0.7 | 0.2 |
| Mirrors, plate and float (decorated or undecorated) | | 3231-5 | 06/83 | 140.9 | 141.9 | 141.7 | .3 | -.1 |
| Framed mirrors | | 3231-521 | 06/83 | 169.1 | 169.9 | 169.9 | 1.1 | 0 |
| Unframed mirrors | | 3231-541 | 06/83 | 131.6 | 133.8 | 133.1 | -.4 | -.5 |
| Pressed and blown glassware, made from glass purchased or transferred from other establishment | | 3231-7 | 06/83 | 144.4 | 144.4 | 144.4 | .4 | 0 |
| Consumer glassware | | 3231-711 | 06/83 | 146.5 | (³) | (³) | (³) | (³) |
| Machine made | | 3231-71103 | 06/87 | 123.1 | (³) | (³) | (³) | (³) |
| Other glassware, including scientific, laboratory, industrial, etc. | | 3231-751 | 06/83 | 162.3 | 162.3 | 162.4 | 1.8 | .1 |
| Other glass products, made from glass purchased or transferred from other establishments | | 3231-8 | 06/83 | 119.8 | 121.2 | 121.2 | 1.1 | 0 |
| Stained, leaded, and faceted glass and colored glass slabs | | 3231-821 | 06/83 | 157.1 | (³) | (³) | (³) | (³) |
| Multiple-glazed, sealed insulating glass units | | 3231-871 | 06/83 | 123.4 | 124.8 | 124.8 | 1.1 | 0 |
| Tempered glass | | 3231-88 | 06/87 | 96.4 | 97.6 | 97.6 | 1.1 | 0 |
| For automotive use | | 3231-881 | 06/83 | 113.0 | 114.2 | 114.2 | 1.6 | 0 |
| OEM | | 3231-88104 | 06/87 | 90.1 | 89.8 | 89.9 | .7 | .1 |
| Replacement | | 3231-88105 | 06/87 | 150.0 | 158.2 | 158.2 | 4.9 | 0 |
| For construction and architectural use | | 3231-883 | 06/83 | 92.4 | 94.4 | 94.4 | .7 | 0 |
| For other uses | | 3231-889 | 06/83 | 147.2 | 147.0 | 147.0 | -.1 | 0 |
| Other flat glass products | | 3231-898 | 06/83 | 170.2 | 170.9 | 171.3 | .6 | .2 |
| Secondary products and miscellaneous receipts | | 3231-SM | | | | | | |
| Miscellaneous receipts | | 3231-M | 12/83 | 140.8 | 139.3 | 143.8 | 5.4 | 3.2 |
| Resales | | 3231-Z89 | 12/83 | 111.5 | 109.8 | 108.6 | 2.2 | -1.1 |
| Secondary products | | 3231-S | 06/83 | 122.5 | 122.9 | 123.3 | .2 | .3 |
| Plastic products, N.E.C. | | 3089-S | 06/94 | 99.7 | (³) | (³) | (³) | (³) |
| Hydraulic cement | 324 | | 06/82 | 149.9 | 150.1 | 149.9 | 2.3 | -.1 |
| Hydraulic cement | 3241 | | 06/82 | 149.9 | 150.1 | 149.9 | 2.3 | -.1 |
| Primary products | | 3241-P | 06/82 | 149.9 | 150.1 | 149.8 | 2.3 | -.2 |
| Cement, including portland cements and other cements (masonry, lime, etc.) | | 3241-3 | 06/89 | 148.2 | 148.4 | 148.1 | 2.3 | -.2 |
| Northeast region | | 3241-322 | 06/89 | 126.4 | 126.5 | 126.3 | 4.0 | -.2 |
| North Central region | | 3241-323 | 06/89 | 146.4 | 146.4 | 146.4 | .4 | 0 |
| East North Central division, including portland cements and other cements (masonry, lime, etc. | | 3241-3231 | 06/89 | 138.0 | 138.0 | 138.0 | 0 | 0 |
| West North Central division, including portland cements and other cements (masonry, lime, etc. | | 3241-3232 | 06/89 | 157.6 | 157.6 | 157.6 | .8 | 0 |
| South region | | 3241-324 | 06/89 | 176.3 | 176.3 | 175.6 | 2.5 | -.4 |
| South Atlantic division, including portland cements and other cements (masonry, lime, etc.) | | 3241-3241 | 06/89 | 151.8 | 151.6 | 151.2 | 3.6 | -.3 |
| East South Central division, including portland cements and other cements (mason | | 3241-3242 | 06/89 | 162.0 | 162.3 | 162.5 | .6 | .1 |
| West South Central division, including portland cements and other cements (masonry, lime, etc. | | 3241-3243 | 06/89 | 206.2 | 206.3 | 204.5 | 2.6 | -.9 |
| West region | | 3241-325 | 06/89 | 122.9 | 123.6 | 123.7 | 3.7 | .1 |
| Structural clay products | 325 | | 12/84 | 131.2 | 131.5 | 131.6 | 1.7 | .1 |
| Brick and structural clay tile | 3251 | | 12/84 | 138.1 | 139.0 | 139.1 | 3.5 | .1 |
| Primary products | | 3251-P | 12/84 | 139.9 | 140.8 | 141.0 | 3.4 | .1 |
| Brick, except ceramic glazed and refractory | | 3251-1 | 12/84 | 140.3 | 141.2 | 141.4 | 3.4 | .1 |
| Building or common, and face brick | | 3251-111 | 12/84 | 140.4 | 141.4 | 141.5 | 3.3 | .1 |
| Building or common brick | | 3251-11101 | 12/84 | 148.7 | 148.7 | 149.7 | 2.3 | .7 |
| Face brick | | 3251-11102 | 12/84 | 138.2 | 139.4 | 139.3 | 3.6 | -.1 |
| Other brick (paving, floor, and sewer) | | 3251-119 | 12/84 | 132.2 | 132.2 | 132.2 | 5.7 | 0 |
| Ceramic wall and floor tile | 3253 | | 06/85 | 112.9 | 112.8 | 112.8 | -.3 | 0 |
| Primary products | | 3253-P | 06/85 | 115.7 | 115.9 | 115.6 | .3 | -.3 |
| Clay floor and wall tile including quarry tile | | 3253-1 | 06/85 | 115.7 | 115.9 | 115.6 | .3 | -.3 |
| Quarry tile | | 3253-12 | 06/85 | 105.0 | 105.0 | 105.0 | .1 | 0 |
| Glazed wall tile | | 3253-13 | 06/85 | 115.0 | 115.3 | 114.9 | -.3 | -.3 |
| Clay refractories | 3255 | | 12/85 | 131.3 | 131.3 | 131.2 | .8 | -.1 |
| Primary products | | 3255-P | 12/85 | 132.0 | 132.0 | 131.9 | 1.0 | -.1 |
| Bricks and shapes | | 3255-1 | 12/85 | 128.9 | 128.7 | 128.7 | .9 | 0 |
| Fireclay (including semisilica) brick and clay except superduty | | 3255-111 | 12/85 | 139.3 | 139.3 | (³) | (³) | (³) |
| High alumina inc. high alumina ladle brick, 50% alumina and over | | 3255-113 | 12/85 | 123.5 | 123.5 | (³) | (³) | (³) |
| Unshaped clay refractories | | 3255-2 | 12/85 | 135.0 | 135.0 | 135.0 | .3 | 0 |
| Castable refractories (hydraulic setting) | | 3255-3 | 12/85 | 135.1 | 135.6 | 135.1 | 2.3 | -.4 |
| Castable refractories, less than 50% alumina | | 3255-311 | 12/85 | 126.9 | 126.9 | (³) | (³) | (³) |
| High alumina castable refractories | | 3255-312 | 12/85 | 135.9 | 136.1 | 135.9 | .1 | -.1 |
| Structural clay products, n.e.c. | 3259 | | 12/85 | 127.2 | 127.2 | 128.2 | 2.2 | .8 |
| Primary products | | 3259-P | 12/85 | 129.2 | 129.2 | 130.3 | 2.1 | .9 |
| Vitrified clay sewer pipe and fittings | | 3259-1 | 12/85 | 126.5 | 126.5 | 126.5 | 0 | 0 |
| Other structural clay products, n.e.c. | | 3259-2 | 12/85 | 118.6 | 118.6 | 120.1 | 3.2 | 1.3 |
| Other structural clay products incl terra cotta, drain and flue tile, conduit and adobe | | 3259-298 | 12/85 | 131.1 | 131.1 | 133.7 | 5.0 | 2.0 |

See footnotes at end of table.

**Table 5. Producer price indexes for the net output of selected industries and their products, not seasonally adjusted
—Continued**

| Industry and product ¹ | Industry code | Product code | Index base | Index | | | Percent change to Sep. 1999 from — | |
|---|---------------|--------------|------------|-----------------------|------------------------|------------------------|------------------------------------|------------------|
| | | | | May 1999 ² | Aug. 1999 ² | Sep. 1999 ² | Sep. 1998 | Aug. 1999 |
| Pottery and related products | 326 | | 12/84 | 138.2 | 138.3 | 138.1 | 3.7 | -0.1 |
| Vitreous plumbing fixtures | 3261 | | 06/85 | 121.6 | 121.5 | 121.6 | 2.7 | .1 |
| Primary products | | 3261-P | 06/85 | 116.4 | 116.2 | 116.3 | 1.7 | .1 |
| Plumbing fixtures | | 3261-1 | 06/85 | 116.3 | 116.0 | 116.2 | 1.8 | .2 |
| Lavatories, china and earthenware | | 3261-111 | 06/85 | 98.8 | 98.3 | 100.3 | 2.9 | 2.0 |
| Water closet bowls | | 3261-121 | 06/85 | 133.6 | 133.5 | 132.8 | 1.8 | -5 |
| Flush tanks | | 3261-131 | 06/85 | 97.3 | 97.2 | 97.2 | .2 | 0 |
| Other china plumbing fixtures incl drinking fountains, sinks, bidets, etc. | | 3261-151 | 06/85 | 140.6 | 144.0 | 145.8 | 5.8 | 1.3 |
| China and earthenware plumbing fixture accessories and fittings | | 3261-2 | 06/85 | 115.5 | 116.1 | 116.1 | .5 | 0 |
| China and earthenware plumbing fixture accessories and fittings | | 3261-211 | 06/85 | 115.5 | 116.1 | 116.1 | .5 | 0 |
| Secondary products and miscellaneous receipts | | 3261-SM | | | | | | |
| Secondary products | | 3261-S | 06/85 | 138.1 | 138.9 | 138.9 | 11.3 | 0 |
| Vitreous china food utensils | 3262 | | 12/83 | 165.9 | 165.9 | 163.2 | 2.1 | -1.6 |
| Primary products | | 3262-P | 12/83 | 164.6 | 164.6 | 161.6 | 2.2 | -1.8 |
| Vitreous china and porcelain table and kitchen articles | | 3262-1 | | | | | | |
| Table and kitchenware | | 3262-12 | 06/91 | 126.1 | 126.1 | 123.9 | 2.2 | -1.7 |
| Household | | 3262-122 | 06/91 | 125.1 | 125.1 | 117.3 | .8 | -6.2 |
| Hotel or commercial | | 3262-123 | 06/91 | 126.5 | 126.5 | 126.5 | 2.8 | 0 |
| Secondary products and miscellaneous receipts | | 3262-SM | | | | | | |
| Secondary products | | 3262-S | 12/83 | 164.7 | 164.7 | 164.7 | 0 | 0 |
| Porcelain electrical supplies | 3264 | | 12/85 | 140.2 | 140.2 | 139.9 | 6.1 | -2 |
| Primary products | | 3264-P | 12/85 | 140.3 | 140.3 | 140.0 | 6.7 | -2 |
| Advanced ceramic materials | | 3264-3 | 06/91 | 106.2 | 106.2 | 105.5 | -2.9 | -7 |
| Ferrites (including electronic applications) | | 3264-32 | 06/91 | 98.1 | 98.1 | 98.1 | -6.8 | 0 |
| Other ferrites, including electronic applications | | 3264-322 | 06/91 | 102.0 | 102.0 | 102.0 | -9.8 | 0 |
| Alumina materials for electronic applications | | 3264-33 | 12/85 | 114.5 | 114.5 | 108.0 | -5.7 | -5.7 |
| Beryllia, titanate, and other ceramic components, n.e.c. | | 3264-34 | 12/85 | 119.9 | 119.9 | (³) | (³) | (³) |
| Secondary products and miscellaneous receipts | | 3264-SM | | | | | | |
| Secondary products | | 3264-S | 12/85 | 139.4 | 139.0 | 139.6 | -5 | .4 |
| Pottery products, n.e.c., including earthenware (semivitreous) table and kitchen | 3268 | | 12/83 | 144.3 | 144.9 | 145.3 | 2.3 | .3 |
| Primary products | | 3268-P | 12/83 | 154.8 | 155.5 | 156.0 | 2.4 | .3 |
| Art, decorative and novelty pottery | | 3268-1 | 12/83 | 147.3 | 147.2 | 148.3 | 1.1 | .7 |
| China and porcelain | | 3268-111 | 12/83 | 141.1 | 141.1 | 141.1 | .1 | 0 |
| Earthenware and stoneware | | 3268-131 | 12/83 | 150.1 | 149.9 | 151.6 | 1.7 | 1.1 |
| Stoneware and earthenware (semivitreous) table and kitchen articles | | 3268-2 | 12/83 | 162.8 | 167.8 | 167.5 | 5.3 | -2 |
| Other pottery products, n.e.c. | | 3268-3 | 12/83 | 173.3 | 173.3 | 173.3 | 3.0 | 0 |
| All other pottery products, including pyrometric cones, veritas rings etc. | | 3268-315 | 12/83 | 165.8 | (³) | 165.8 | 1.2 | (³) |
| Secondary products and miscellaneous receipts | | 3268-SM | | | | | | |
| Secondary products | | 3268-S | 06/91 | 121.6 | 121.6 | 121.6 | 2.0 | 0 |
| Concrete, gypsum, and plaster products | 327 | | 12/84 | 139.8 | 140.8 | 140.9 | 3.7 | .1 |
| Concrete block and brick | 3271 | | 06/81 | 152.0 | 152.5 | 152.3 | 2.1 | -1 |
| Primary products | | 3271-P | 06/81 | 157.5 | 158.2 | 158.0 | 2.4 | -1 |
| Concrete block and concrete brick | | 3271-1 | 06/81 | 157.5 | 158.2 | 158.0 | 2.4 | -1 |
| Concrete block: light, medium, and normal (excluding decorative and paving) | | 3271-11 | 06/81 | 159.4 | 160.0 | 159.7 | 2.4 | -2 |
| Lightweight concrete block less than 105 lbs./cf dry weight | | 3271-111 | 06/81 | 159.8 | 160.4 | 159.9 | 1.7 | -3 |
| Medium weight concrete block, from 105 lbs. but < 125 lbs./cf dry weight | | 3271-115 | 06/81 | 157.0 | 157.9 | 158.3 | 3.0 | .3 |
| Normal weight concrete block, 125 lbs or more/cf dry weight | | 3271-117 | 06/81 | 159.8 | 160.3 | 160.0 | 3.0 | -2 |
| Decorative block (such as screen block, split block, slump block, shadowal block, etc.) | | 3271-121 | 06/81 | 143.1 | 145.0 | 144.5 | 1.7 | -3 |
| Concrete brick | | 3271-151 | 06/81 | 160.7 | 163.1 | 163.0 | 5.9 | -1 |
| Paving blocks | | 3271-161 | 06/81 | 142.8 | 143.1 | 143.1 | .8 | 0 |
| Secondary products and miscellaneous receipts | | 3271-SM | | | | | | |
| Miscellaneous receipts | | 3271-M | 06/81 | 127.8 | 127.7 | 127.8 | 1.1 | .1 |
| Resales | | 3271-Z89 | 06/81 | 126.1 | 126.0 | 126.0 | 1.0 | 0 |
| Secondary products | | 3271-S | 06/81 | 158.7 | 158.7 | 158.7 | 4.1 | 0 |
| Concrete products | 3272 | | 12/79 | 160.7 | 161.0 | 161.6 | 2.3 | .4 |
| Primary products | | 3272-P | 12/79 | 156.3 | 156.6 | 157.2 | 2.1 | .4 |
| Concrete pipe | | 3272-1 | 12/79 | 142.4 | 142.6 | 142.6 | 1.3 | 0 |
| Concrete pressure pipe | | 3272-13 | 12/86 | 110.8 | 110.9 | 110.9 | .8 | 0 |
| Culvert and storm sewer pipe | | 3272-16 | 12/80 | 124.2 | 124.3 | 124.2 | 1.6 | -1 |
| Reinforced | | 3272-161 | 12/79 | 130.2 | 130.3 | 130.3 | 1.6 | 0 |
| Nonreinforced | | 3272-162 | 12/79 | 222.2 | (³) | (³) | (³) | (³) |
| Sanitary sewer pipe | | 3272-17 | 12/80 | 160.0 | 161.2 | 161.1 | 1.6 | -1 |
| Reinforced | | 3272-171 | 12/79 | 174.6 | 175.9 | 175.8 | 1.7 | -1 |
| Precast concrete products | | 3272-2 | 12/79 | 172.2 | 172.7 | 172.9 | 1.8 | .1 |
| Slabs and tile | | 3272-213 | 07/85 | 126.0 | 126.8 | 126.0 | -2 | -6 |
| Joists and beams | | 3272-217 | 06/94 | 133.6 | 133.6 | 133.6 | 0 | 0 |

See footnotes at end of table.

**Table 5. Producer price indexes for the net output of selected industries and their products, not seasonally adjusted
—Continued**

| Industry and product ¹ | Industry code | Product code | Index base | Index | | | Percent change to Sep. 1999 from — | |
|--|---------------|--------------|------------|-----------------------|------------------------|------------------------|------------------------------------|------------------|
| | | | | May 1999 ² | Aug. 1999 ² | Sep. 1999 ² | Sep. 1998 | Aug. 1999 |
| Concrete products—Continued | | | | | | | | |
| Wall panels | | 3272-223 | 11/84 | 150.4 | 150.4 | 151.8 | 2.8 | 0.9 |
| Pilings, posts and poles | | 3272-225 | 06/94 | 103.4 | (³) | (³) | (³) | (³) |
| Prefabricated building systems, primarily concrete, sold as complete units | | 3272-228 | 06/94 | 106.8 | 106.8 | (³) | (³) | (³) |
| Other precast concrete construction or building products | | 3272-229 | 06/94 | 110.8 | 110.9 | 110.9 | 1.0 | 0 |
| Burial vaults and boxes | | 3272-234 | 12/79 | 184.9 | 184.9 | 185.6 | 2.9 | .4 |
| Concrete septic tanks | | 3272-261 | 12/79 | 189.1 | 190.3 | 190.2 | 2.3 | -.1 |
| Other precast concrete products | | 3272-281 | 12/79 | 165.5 | 166.7 | 167.0 | 1.3 | .2 |
| Prestressed concrete products, excluding pipe | | 3272-3 | 12/79 | 153.0 | 153.1 | 155.5 | 3.5 | 1.6 |
| Tees and channels | | 3272-311 | 12/79 | 145.7 | 145.7 | 148.3 | 3.6 | 1.8 |
| Pilings, bearing and sheet piles | | 3272-323 | 06/94 | 125.7 | (³) | (³) | (³) | (³) |
| Concrete bridge beams | | 3272-325 | 12/79 | 132.5 | 132.5 | 132.5 | 2.6 | 0 |
| Joists, girders and beams | | 3272-327 | 06/94 | 118.5 | 118.5 | 118.5 | 1.9 | 0 |
| Solid and hollow cored panels | | 3272-331 | 12/79 | 175.9 | 176.5 | 179.1 | 2.8 | 1.5 |
| Other prestressed concrete products, excluding pipes | | 3272-398 | 06/94 | 120.2 | 120.2 | 120.3 | 1.9 | .1 |
| Dry mixed concrete materials | | 3272-5 | 12/79 | 160.7 | 160.7 | 160.7 | 3.1 | 0 |
| Secondary products and miscellaneous receipts | | 3272-SM | | | | | | |
| Miscellaneous receipts | | 3272-M | 12/79 | 211.3 | 211.3 | 211.3 | 3.5 | 0 |
| Contract work and other miscellaneous receipts | | 3272-XY9 | 12/79 | 390.6 | 390.6 | 390.6 | 2.9 | 0 |
| Resales | | 3272-Z89 | 12/79 | 141.6 | 141.6 | 141.6 | 3.7 | 0 |
| Secondary products | | 3272-S | 12/79 | 192.2 | 195.6 | 195.0 | 3.2 | -.3 |
| Ready-mixed concrete | 3273 | | 06/81 | 146.3 | 145.5 | 146.0 | 1.5 | .3 |
| Primary products | | 3273-P | 06/81 | 145.3 | 144.5 | 144.9 | 1.8 | .3 |
| Ready-mixed concrete | | 3273-111 | 06/81 | 145.3 | 144.5 | 144.9 | 1.8 | .3 |
| Northeast region ready-mixed concrete | | 3273-111A | 12/87 | 116.8 | 116.8 | 116.8 | 1.0 | 0 |
| North Central region ready-mixed concrete | | 3273-111B | 12/87 | 128.9 | 129.0 | 129.0 | 1.9 | 0 |
| East North Central ready-mixed concrete | | 3273-11103 | 12/87 | 135.2 | 135.2 | 135.1 | 2.3 | -.1 |
| West North Central ready-mixed concrete | | 3273-11104 | 12/87 | 117.9 | 118.2 | 118.2 | .9 | 0 |
| Southern region ready-mixed concrete | | 3273-1110C | 12/87 | 145.1 | 142.2 | 143.4 | 1.7 | .8 |
| South Atlantic ready-mixed concrete | | 3273-11105 | 12/87 | 143.3 | 138.8 | 140.3 | 3.0 | 1.1 |
| West South Central ready-mixed concrete | | 3273-11106 | 12/87 | 151.4 | 149.6 | 150.7 | .2 | .7 |
| East South Central ready-mixed concrete | | 3273-11107 | 12/87 | 141.9 | 142.3 | 142.3 | .4 | 0 |
| Western region ready-mixed concrete | | 3273-1110D | 12/87 | 129.3 | 129.9 | 130.0 | 2.3 | .1 |
| Mountain ready-mixed concrete | | 3273-11108 | 12/87 | 136.0 | 137.7 | 137.7 | 3.5 | 0 |
| Pacific ready-mixed concrete | | 3273-11109 | 12/87 | 125.6 | 125.6 | 125.8 | 1.6 | .2 |
| Secondary products and miscellaneous receipts | | 3273-SM | | | | | | |
| Miscellaneous receipts | | 3273-M | 06/81 | 142.3 | 142.3 | 142.3 | -2.4 | 0 |
| Resales | | 3273-Z89 | 06/81 | 133.7 | 133.7 | 133.7 | .8 | 0 |
| Secondary products | | 3273-S | 06/81 | 165.0 | 165.0 | 165.0 | 1.4 | 0 |
| Lime | 3274 | | 12/85 | 120.5 | 120.6 | 120.7 | .3 | .1 |
| Primary products | | 3274-P | 12/85 | 121.7 | 121.9 | 122.0 | .3 | .1 |
| Quicklime | | 3274-111 | 12/85 | 120.6 | 120.8 | 120.9 | .2 | .1 |
| Hydrated lime | | 3274-151 | 12/85 | 127.1 | 127.0 | 126.8 | .7 | -.2 |
| Dead-burned dolomite | | 3274-171 | 12/85 | 108.1 | 108.1 | 108.1 | -.7 | 0 |
| Secondary products and miscellaneous receipts | | 3274-SM | | | | | | |
| Secondary products | | 3274-S | 08/92 | 108.5 | 106.5 | 106.5 | .7 | 0 |
| Gypsum products | 3275 | | 06/81 | 186.5 | 198.2 | 196.6 | 16.7 | -.8 |
| Primary products | | 3275-P | 06/81 | 192.7 | 205.5 | 203.7 | 17.8 | -.9 |
| Gypsum building materials | | 3275-5 | 12/93 | 174.1 | 185.7 | 184.1 | 17.8 | -.9 |
| Plaster building boards and laths | | 3275-51 | 12/93 | 179.8 | 190.8 | 190.9 | 19.2 | .1 |
| Building boards | | 3275-511 | 12/94 | 138.5 | 147.0 | 147.1 | 19.2 | .1 |
| Regular gypsum boards | | 3275-5111 | 12/93 | 193.7 | 205.3 | 205.8 | 21.1 | .2 |
| 1/2 inch gypsumboard | | 3275-51111 | 06/81 | 197.6 | 208.5 | 209.6 | 22.7 | .5 |
| Building boards excl. regular gypsumboard | | 3275-5112 | 12/93 | 168.3 | 178.9 | 178.3 | 15.3 | -.3 |
| Type X gypsumboard | | 3275-51121 | 06/81 | 184.5 | 198.8 | 197.7 | 16.6 | -.6 |
| Secondary products and miscellaneous receipts | | 3275-SM | | | | | | |
| Secondary products | | 3275-S | | | | | | |

See footnotes at end of table.

Table 5. Producer price indexes for the net output of selected industries and their products, not seasonally adjusted
—Continued

| Industry and product ¹ | Industry code | Product code | Index base | Index | | | Percent change to Sep. 1999 from — | |
|---|---------------|--------------|------------|-----------------------|------------------------|------------------------|------------------------------------|------------------|
| | | | | May 1999 ² | Aug. 1999 ² | Sep. 1999 ² | Sep. 1999 | Aug. 1999 |
| Cut stone and stone products | 328 | | 12/84 | 143.5 | 143.8 | 143.7 | 0.8 | -0.1 |
| Cut stone and stone products | 3281 | | 12/84 | 143.5 | 143.8 | 143.7 | .8 | -.1 |
| Primary products | | 3281-P | 12/84 | 140.4 | 140.8 | 140.7 | .5 | -.1 |
| Dressed dimension granite, including gneiss, syenite, diorite, and cut granite | | 3281-1 | 12/84 | 135.8 | 136.2 | 136.1 | .5 | -.1 |
| Building stone | | 3281-113 | 12/84 | 98.8 | (³) | (³) | (³) | (³) |
| Monumental stone | | 3281-135 | 12/84 | 161.1 | 161.8 | 161.7 | .7 | -.1 |
| Other granite products such as paving blocks and curbing | | 3281-198 | 12/84 | 108.8 | 109.4 | 109.4 | 1.6 | 0 |
| Dressed dimension marble and other stone | | 3281-3 | 12/84 | 147.7 | 148.0 | 148.0 | .6 | 0 |
| Building stone, monumental stone, and other marble products | | 3281-337 | 12/84 | 149.6 | 150.0 | 150.0 | .6 | 0 |
| Other marble products | | 3281-33717 | 12/93 | 98.1 | 98.0 | 98.0 | -.4 | 0 |
| Other stone, such as slate, sandstone, gabbro, basalt, and other dressed stone products | | 3281-398 | 12/84 | 146.7 | 146.7 | 146.7 | .7 | 0 |
| Abrasives, asbestos, and miscellaneous nonmetallic mineral products | 329 | | 12/84 | 130.9 | 132.2 | 132.8 | 3.2 | .5 |
| Abrasive products | 3291 | | 12/80 | 166.0 | 165.7 | 166.1 | -.5 | .2 |
| Primary products | | 3291-P | 12/80 | 161.4 | 161.0 | 161.6 | -.7 | .4 |
| Nonmetallic sized grains, powders, and flour abrasives | | 3291-5 | 06/87 | 104.3 | 101.7 | 103.7 | -11.4 | 2.0 |
| Synthetic nonmetallic sized grains, powders, and flour abrasives | | 3291-5A | 06/87 | 103.9 | 101.4 | 103.3 | -11.4 | 1.9 |
| Aluminum oxide | | 3291-519 | 12/80 | 87.5 | 84.5 | 85.3 | -11.4 | .9 |
| Nonmetallic abrasive products (including diamond abrasives) | | 3291-6 | 12/80 | 163.6 | 163.6 | 163.6 | .1 | 0 |
| Resinoid and shellac bond | | 3291-6A | 06/87 | 138.9 | 138.9 | 138.9 | .2 | 0 |
| Reinforced | | 3291-637 | 12/80 | 187.7 | 187.7 | 187.7 | .1 | 0 |
| Non-reinforced | | 3291-642 | 12/80 | 172.7 | 172.7 | 172.7 | .3 | 0 |
| Vitrified bond | | 3291-631 | 12/80 | 173.9 | 173.9 | 173.9 | 0 | 0 |
| Diamond wheels | | 3291-671 | 06/87 | 119.3 | 119.3 | 119.3 | 0 | 0 |
| Nonmetallic coated abrasive products, buffing wheels, polishing wheels, and laps | | 3291-7 | 12/80 | 208.4 | 208.4 | 208.4 | 2.7 | 0 |
| Cloth (all bonds) | | 3291-71 | 06/87 | 155.9 | 155.9 | 155.9 | 3.2 | 0 |
| Resin and waterproof bond | | 3291-715 | 06/87 | 156.5 | 156.5 | 156.5 | 4.0 | 0 |
| Belts | | 3291-71501 | 12/80 | 216.4 | 216.4 | 216.4 | 6.7 | 0 |
| Other shapes | | 3291-71502 | 12/80 | 251.8 | 251.8 | 251.8 | 1.9 | 0 |
| Paper-glue bond | | 3291-721 | 06/87 | 143.7 | 143.7 | 143.7 | 1.3 | 0 |
| Other (including paper-cloth, vulcanized fiber-cloth combination) | | 3291-740 | 12/94 | 111.9 | 111.9 | 111.9 | 3.3 | 0 |
| Buffing and polishing wheels and laps (cloth, leather, felt, and other materials) | | 3291-771 | 12/80 | 150.1 | 150.1 | 150.1 | 0 | 0 |
| Metal abrasives (including scouring pads) | | 3291-8 | 12/80 | 133.1 | 135.3 | 136.4 | -3.8 | .8 |
| Steel wool | | 3291-831 | 12/80 | 166.0 | 166.0 | 166.0 | 0 | 0 |
| Other metal abrasives and scouring pads (including metal pads with soap) | | 3291-891 | 12/80 | 137.2 | 137.2 | 137.2 | -2.1 | 0 |
| Minerals and earths ground or treated | 3295 | | 06/85 | 130.3 | 130.7 | 130.7 | 1.5 | 0 |
| Primary products | | 3295-P | 06/85 | 129.3 | 129.7 | 129.7 | 1.6 | 0 |
| Minerals and earths, ground or treated | | 3295-1 | 06/85 | 129.3 | 129.7 | 129.7 | 1.6 | 0 |
| Lightweight aggregate, expanded clay, slag, perlite, haydite, pumice and diatomaceous earth | | 3295-111 | 06/85 | 126.9 | 128.6 | 128.6 | 2.5 | 0 |
| Slag, including crushed and ground | | 3295-131 | 06/85 | 124.5 | 124.5 | 124.7 | 1.1 | .2 |
| Clays, artificially activated with acid or other materials | | 3295-185 | 07/85 | 97.7 | (³) | 97.7 | .3 | (³) |
| Other minerals and earths, ground or treated, incl. feldspar, roof granules and barite | | 3295-198 | 06/85 | 137.7 | 138.0 | 138.0 | 1.7 | 0 |
| Mineral wool | 3296 | | 12/81 | 134.3 | 137.8 | 139.2 | 8.8 | 1.0 |
| Primary products | | 3296-P | 12/81 | 132.6 | 136.3 | 137.8 | 9.4 | 1.1 |
| Mineral wool for structural insulation | | 3296-1 | 12/81 | 123.4 | 127.5 | 129.4 | 12.3 | 1.5 |
| Loose fiber and granulated fiber | | 3296-111 | 12/81 | 90.2 | 90.1 | 90.2 | -3.6 | .1 |
| Building batts, blankets, and rolls | | 3296-135 | 12/81 | 140.8 | 150.6 | 154.4 | 22.1 | 2.5 |
| R-19.0 or over | | 3296-13531 | 05/82 | 128.0 | 138.4 | 141.3 | 25.4 | 2.1 |
| R-18.9 or less | | 3296-13537 | 12/81 | 133.0 | 139.9 | 144.4 | 17.3 | 3.2 |
| Acoustical | | 3296-161 | 12/81 | 95.4 | 92.9 | 92.8 | -1.4 | -.1 |
| Other mineral wool for structural insulation, including insulating board | | 3296-198 | 12/81 | 132.7 | 132.7 | 132.7 | 8.0 | 0 |
| Mineral wool for industrial, equipment, and appliance insulation | | 3296-2 | 12/81 | 141.3 | 143.0 | 143.0 | 1.3 | 0 |
| Blankets (flexible) including fabricated pieces, rolls, and batts | | 3296-235 | 12/81 | 162.6 | 166.7 | 168.3 | 6.7 | 1.0 |
| Molded insulation (such as special automotive, appliance, and aerospace items) | | 3296-245 | 12/97 | 101.7 | 104.0 | 102.9 | .8 | -1.1 |
| Other mineral wool for industrial equipment, and appliance insulation | | 3296-299 | 12/97 | 98.4 | 98.3 | 98.3 | -1.5 | 0 |
| Miscellaneous receipts | | 3296-M | 03/88 | 159.1 | 159.1 | 159.1 | 0 | 0 |
| Secondary products | | 3296-S | 12/81 | 155.9 | 155.9 | (³) | (³) | (³) |
| Nonclay refractories | 3297 | | 12/85 | 125.9 | 126.7 | 126.1 | .7 | -.5 |
| Primary products | | 3297-P | 12/85 | 127.4 | 128.2 | 127.9 | 1.1 | -.2 |
| Bricks and shapes | | 3297-1 | 12/85 | 123.6 | 125.6 | 124.9 | 1.5 | -.6 |
| Silica bricks and shapes | | 3297-111 | 12/85 | 94.3 | 94.3 | 94.3 | .1 | 0 |
| Magnesite and magnesite-chrome bricks and shapes | | 3297-112 | 12/85 | 114.7 | 118.5 | 116.2 | .4 | -1.9 |
| Mullite bricks and shapes, made predominantly of fused or synthetic mullite | | 3297-115 | 08/92 | 107.6 | 107.6 | 107.6 | 1.3 | 0 |

See footnotes at end of table.

Table 5. Producer price indexes for the net output of selected industries and their products, not seasonally adjusted
—Continued

| Industry and product ¹ | Industry code | Product code | Index base | Index | | | Percent change to Sep. 1999 from — | |
|--|---------------|--------------|------------|-----------------------|------------------------|------------------------|------------------------------------|------------------|
| | | | | May 1999 ² | Aug. 1999 ² | Sep. 1999 ² | Sep. 1998 | Aug. 1999 |
| Nonclay refractories—Continued | | | | | | | | |
| Extra-high alumina bricks & shapes, made predominantly of fused and synthetic aluminas | | 3297-116 | 12/85 | 137.3 | 137.3 | (^o) | (^o) | (^o) |
| Silicon carbide bricks and shapes, made predominantly of silicon carbide, except kiln furnitur | | 3297-118 | 07/92 | 107.7 | 110.7 | 110.7 | 3.1 | 0 |
| Zircon and zirconia bricks and shapes, made predominantly of either of these materials | | 3297-119 | 01/91 | 126.5 | 126.5 | (^o) | (^o) | (^o) |
| All other bricks and shapes, including dolomite, dolomite-magnesite and carbon refractories | | 3297-121 | 12/85 | 129.9 | 130.7 | 130.7 | .4 | .0 |
| Castables (hydraulic setting) | | 3297-3 | 12/85 | 135.9 | 135.9 | 135.9 | 0 | 0 |
| Plastic refractories & ramming mixes, wet & dry, and castables of nonhydraulic setting type | | 3297-4 | 12/85 | 158.3 | 157.7 | 157.7 | 3.3 | 0 |
| Gunning mixes, basic and other | | 3297-5 | 12/85 | 110.1 | 110.1 | 110.1 | 0 | 0 |
| Other nonclay refractory materials in lump or ground form | | 3297-6 | 12/85 | 121.2 | 121.1 | 121.1 | -3 | 0 |
| Domestic ship. for direct use by customers as finished refractories, and all exported material | | 3297-611 | 12/85 | 123.1 | 123.0 | 123.0 | -2 | 0 |
| Ceramic refractory fibers | | 3297-7 | 06/92 | 124.6 | 123.1 | 123.1 | -1.2 | 0 |
| Secondary products and miscellaneous receipts | | 3297-SM | | | | | | |
| Secondary products | | 3297-S | 12/85 | 123.9 | 124.0 | 121.9 | -2.2 | -1.7 |
| Nonmetallic mineral products, n.e.c. | | | | | | | | |
| Primary products | 3299 | | 12/85 | 121.4 | 121.8 | 123.0 | 1.7 | 1.0 |
| Statuary and art goods (factory made) | | 3299-P | 12/85 | 119.2 | 119.5 | 120.8 | 1.7 | 1.1 |
| Other nonmetallic mineral products | | 3299-2 | 12/85 | 140.2 | 140.2 | 146.6 | 4.6 | 4.6 |
| Secondary products and miscellaneous receipts | | 3299-3 | 12/85 | 110.2 | 110.6 | 110.7 | .8 | .1 |
| Secondary products | | 3299-SM | | | | | | |
| Secondary products | | 3299-S | 12/85 | 142.5 | 144.3 | 144.3 | 1.3 | 0 |
| Primary metal industries | | | | | | | | |
| Blast furnaces, steel works, and rolling and finishing mills | 33 | | 12/84 | 114.9 | 116.1 | 115.8 | -3.6 | -3 |
| Blast furnaces and steel mills | | | | | | | | |
| Primary products | 3312 | | 06/82 | 101.5 | 101.7 | 100.9 | -8.9 | -8 |
| Coke oven and blast furnace products | | 3312-P | 06/82 | 101.2 | 101.3 | 100.6 | -9.0 | -7 |
| Steel ingots and semifinished shapes and forms | | 3312-1 | 06/82 | 94.3 | 93.0 | 92.5 | -2.6 | -5 |
| Ingot and semifinished products (including wire rod), carbon | | 3312-2 | 06/82 | 98.8 | 102.0 | 100.9 | -6.7 | -1.1 |
| Wire rods, carbon | | 3312-216 | 06/97 | 86.2 | 91.1 | 89.0 | -9.4 | -2.3 |
| Ingot and semifinished products other than wire rod, carbon | | 3312-21611 | 12/97 | 79.0 | 84.2 | 82.8 | -6.0 | -1.7 |
| H.r. sheet and strip (incl. metallic coated and electrical) | | 3312-21612 | 12/97 | 84.2 | 88.1 | 85.3 | -13.4 | -3.2 |
| Sheets, h.r., carbon | | 3312-3 | 06/82 | 109.5 | 108.8 | 108.4 | -8.1 | -4 |
| Sheets and strip, hot dipped galvanized, carbon | | 3312-311 | 06/82 | 100.4 | 101.5 | 101.7 | -8.3 | .2 |
| Sheets and strip, electrolytic galvanized, carbon | | 3312-313 | 06/82 | 117.2 | 118.7 | 116.1 | -8.6 | -2.2 |
| Tinplate | | 3312-315 | 06/82 | 113.0 | 111.4 | 110.4 | -2.4 | -9 |
| Other tin mill products | | 3312-326 | 06/82 | 141.2 | 141.7 | 141.9 | -1.1 | .1 |
| Hot rolled bars, plates and structural shapes | | 3312-329 | 06/97 | 94.3 | 95.2 | 94.7 | -2.4 | -5 |
| Plates, carbon | | 3312-4 | 06/82 | 98.9 | 99.6 | 99.0 | -11.4 | -6 |
| Bars, h.r., carbon | | 3312-412 | 12/89 | 87.1 | 87.7 | 86.9 | -17.0 | -9 |
| Bars, light structurals, carbon | | 3312-422 | 06/82 | 110.1 | 111.8 | 111.4 | -7.3 | -4 |
| Concrete reinforcing bars, carbon | | 3312-424 | 06/82 | 117.9 | 121.3 | 121.3 | -8.5 | 0 |
| Plates and structurals, alloy | | 3312-425 | 06/82 | 109.8 | 112.0 | 112.0 | -6.2 | 0 |
| Bars, h.r. (including light structurals), alloy | | 3312-431 | 06/82 | (^o) | (^o) | (^o) | (^o) | (^o) |
| Other hot rolled bars, plates, and structural shapes, carbon and alloy | | 3312-441 | 06/82 | 121.3 | 120.1 | 114.9 | -9.2 | -4.3 |
| Plates and structural shapes, stainless | | 3312-445 | 06/97 | 85.9 | 86.8 | 86.8 | -17.0 | 0 |
| Bars, h.r., stainless | | 3312-45 | 06/82 | 101.9 | 100.2 | 100.7 | -5.5 | .5 |
| Steel wire | | 3312-461 | 06/82 | 104.9 | 104.8 | 106.4 | -5.3 | 1.5 |
| Steel pipe and tubes | | 3312-5 | 06/82 | 103.3 | 108.1 | 105.6 | -3.2 | -2.3 |
| Pipe and oil country tubular goods, carbon | | 3312-6 | 06/82 | 84.0 | 82.8 | 80.7 | -20.1 | -2.5 |
| Cold rolled sheets and strip (excl metallic coated and electrical) | | 3312-6A | 06/82 | 75.6 | (^o) | 72.6 | -16.2 | (^o) |
| Sheet and strip, c.r., carbon | | 3312-7 | 06/82 | 104.4 | 104.5 | 103.7 | -7.8 | -8 |
| Sheet, c.r., carbon | | 3312-71 | 12/89 | 91.4 | 91.5 | 90.6 | -8.8 | -1.0 |
| Sheet and strip, c.r., stainless | | 3312-711 | 06/82 | 111.3 | 111.5 | 110.3 | -8.2 | -1.1 |
| Sheet and strip, c.r., stainless | | 3312-75 | 12/89 | 70.0 | (^o) | (^o) | (^o) | (^o) |
| Cold finished bars | | 3312-8 | 06/82 | 99.0 | 98.6 | 98.0 | -4.3 | -6 |
| Secondary products and miscellaneous receipts | | 3312-SM | | | | | | |
| Electrometallurgical products | | | | | | | | |
| Primary products | 3313 | | 06/83 | 148.5 | 147.5 | 147.5 | -13.5 | 0 |
| Ferroalloys | | 3313-P | 06/83 | 154.2 | 152.9 | 152.9 | -12.1 | 0 |
| Ferrosilicon | | 3313-5 | 06/96 | 92.5 | 92.4 | 92.4 | -12.9 | 0 |
| Other ferroalloys | | 3313-511 | 06/83 | 159.3 | 159.6 | (^o) | (^o) | (^o) |
| Other ferroalloys | | 3313-515 | 06/96 | 92.3 | 91.9 | 91.9 | -19.9 | 0 |
| Other ferroalloys | | 3313-51518 | 12/88 | 76.8 | 77.4 | 77.4 | -5.7 | 0 |
| Other electrometallurgical products | | 3313-6 | 06/96 | 89.8 | 87.5 | 87.5 | -9.9 | 0 |
| Steel wire and related products - mfpm | | | | | | | | |
| Primary products | 3315 | | 06/82 | 121.8 | 121.6 | 122.6 | -2.2 | .8 |
| Noninsulated ferrous wire rope, cable and strand | | 3315-P | 06/82 | 119.4 | 119.2 | 120.2 | -2.1 | .8 |
| Steel nails and spikes | | 3315-1 | 06/82 | 152.4 | 155.4 | 153.7 | -3.3 | -1.1 |
| Steel wire | | 3315-2 | 06/82 | 121.5 | 121.4 | 121.4 | .6 | 0 |
| Carbon wire | | 3315-5 | 06/82 | 100.8 | 99.9 | 101.0 | -4.5 | 1.1 |
| Carbon wire | | 3315-5A | 06/82 | 101.2 | 100.4 | 101.6 | -4.4 | 1.2 |

See footnotes at end of table.

**Table 5. Producer price indexes for the net output of selected industries and their products, not seasonally adjusted
—Continued**

| Industry and product ¹ | Industry code | Product code | Index base | Index | | | Percent change to Sep. 1999 from — | |
|---|---------------|--------------|------------|-----------------------|------------------------|------------------------|------------------------------------|------------------|
| | | | | May 1999 ² | Aug. 1999 ² | Sep. 1999 ² | Sep. 1998 | Aug. 1999 |
| Steel wire and related products - mfpm—Continued | | | | | | | | |
| Stainless wire | | 3315-5C | 06/82 | 121.1 | 119.6 | 119.5 | -5.4 | -0.1 |
| Steel fencing and fence gates | | 3315-6 | 06/82 | 127.7 | (³) | (³) | (³) | (³) |
| Other fabricated ferrous wire products | | 3315-9 | 06/82 | 124.5 | 125.2 | 127.7 | 2.5 | 2.0 |
| Secondary products and miscellaneous receipts | | 3315-SM | | | | | | |
| Secondary products | | 3315-S | 06/82 | 141.0 | 141.0 | 141.0 | -3.0 | 0 |
| Cold finishing of steel shapes - mfpm | 3316 | | 06/82 | 110.0 | 110.1 | 110.8 | -2.2 | .6 |
| Primary products | | 3316-P | 06/82 | 106.6 | 106.3 | 107.5 | -2.4 | 1.1 |
| Cold rolled sheets and strip | | 3316-7 | 06/82 | 114.0 | 113.8 | 115.7 | -1.4 | 1.7 |
| Sheets and strip, c.r., carbon | | 3316-71 | 12/89 | 95.9 | 95.9 | 96.7 | -2.9 | .8 |
| Strip, c.r., carbon | | 3316-715 | 06/82 | 111.4 | 111.4 | 112.4 | -3.2 | .9 |
| Sheets and strip, c.r., stainless | | 3316-75 | 12/89 | 83.7 | 82.9 | 86.4 | 4.3 | 4.2 |
| Cold finished bars | | 3316-8 | 06/82 | 97.2 | 96.8 | 96.3 | -4.6 | -5 |
| Secondary products and miscellaneous receipts | | 3316-SM | | | | | | |
| Secondary products | | 3316-S | 06/82 | 91.0 | 92.3 | 91.6 | -1.9 | -8 |
| Steel pipe and tubes - mfpm | 3317 | | 06/82 | 126.2 | 127.5 | 127.3 | -3.9 | -2 |
| Primary products | | 3317-P | 06/82 | 126.0 | 128.0 | 127.2 | -4.1 | -6 |
| Steel pipe and tubes | | 3317-6 | 06/82 | 126.0 | 128.0 | 127.2 | -4.1 | -6 |
| Pipe and oil country tubular goods, carbon | | 3317-6A | 06/82 | 136.4 | 141.3 | 138.7 | -5.5 | -1.8 |
| Pressure tubing, carbon | | 3317-6B | 06/82 | 106.9 | 106.7 | 107.1 | -3.0 | .4 |
| Mechanical tubing, carbon | | 3317-6C | 06/82 | 129.5 | 129.8 | 129.9 | -2.4 | .1 |
| Structural pipe and tubing, carbon | | 3317-6D | 06/82 | 106.2 | 108.8 | 111.4 | -6.0 | 2.4 |
| Pipe and tubing, alloy | | 3317-6E | 06/82 | 139.5 | 139.5 | 139.5 | -2.0 | 0 |
| Pressure tubing, stainless | | 3317-6F | 06/82 | 90.5 | 88.5 | (³) | (³) | (³) |
| Mechanical tubing, stainless | | 3317-6G | 06/82 | 109.4 | 112.5 | (³) | (³) | (³) |
| Other pipe and tubing (incl. standard pipe), stainless | | 3317-6H | 06/82 | 108.9 | 108.0 | 108.5 | -3.6 | .5 |
| Miscellaneous receipts | | 3317-M | 06/97 | 97.8 | 93.3 | 96.8 | -3.3 | 3.8 |
| Contract work and other miscellaneous receipts | | 3317-XY9 | 06/97 | 93.0 | 88.8 | (³) | (³) | (³) |
| Secondary products | | 3317-S | 06/82 | 133.3 | 128.7 | 134.3 | .1 | 4.4 |
| Iron and steel foundries | 332 | | 12/84 | 130.4 | 130.4 | 130.4 | .5 | 0 |
| Gray iron foundries | 3321 | | 12/80 | 144.6 | 144.7 | 144.7 | .6 | 0 |
| Primary products | | 3321-P | 12/80 | 143.9 | 144.0 | 144.1 | .8 | .1 |
| Cast iron pressure and soil pipe and fittings | | 3321-1 | 12/80 | 160.6 | 160.6 | 160.6 | 1.5 | 0 |
| Pressure pipe and fittings, ductile iron | | 3321-111 | 12/80 | 135.4 | 135.4 | 135.4 | 0 | 0 |
| Pressure pipe, ductile iron | | 3321-11101 | 06/86 | 116.8 | 116.8 | 116.8 | 0 | 0 |
| Pressure pipe fittings, ductile iron | | 3321-11102 | 06/86 | 201.1 | 201.1 | 201.1 | 0 | 0 |
| Pressure pipe and fittings, gray iron | | 3321-121 | 12/80 | 169.9 | 170.4 | 170.9 | -2 | .3 |
| Pressure pipe fittings, gray iron | | 3321-12102 | 06/86 | 147.8 | 148.3 | 148.7 | -2 | .3 |
| Other ductile iron castings | | 3321-2 | 06/86 | 112.6 | 112.7 | 112.7 | .8 | 0 |
| Automotive uses | | 3321-222 | 06/86 | 111.0 | 110.6 | 110.7 | -2 | .1 |
| Passenger cars | | 3321-22201 | 12/80 | 131.2 | 131.2 | 131.3 | .1 | .1 |
| All other automotive uses | | 3321-22202 | 12/80 | 114.3 | 113.3 | 113.4 | -5 | .1 |
| Construction and utility uses | | 3321-224 | 06/93 | 115.7 | (³) | 115.7 | 0 | (³) |
| Valve uses | | 3321-231 | 06/86 | 136.9 | 146.1 | 146.1 | 8.1 | 0 |
| Machinery uses | | 3321-233 | 06/86 | 118.5 | 118.5 | 118.5 | -2 | 0 |
| All other uses | | 3321-239 | 06/86 | 115.8 | 115.9 | 115.9 | 2.7 | 0 |
| Other gray iron castings | | 3321-4 | 06/86 | 124.7 | 124.8 | 124.8 | .4 | 0 |
| Automotive uses | | 3321-439 | 06/86 | 120.0 | 120.1 | 120.0 | .4 | -1 |
| Passenger cars | | 3321-43901 | 12/80 | 135.6 | 135.6 | 135.6 | 2.4 | 0 |
| All other automotive uses | | 3321-43902 | 12/80 | 146.2 | 146.3 | 146.3 | -2.7 | 0 |
| Construction and utility uses | | 3321-449 | 06/86 | 134.8 | 134.8 | 134.8 | .2 | 0 |
| All other uses | | 3321-498 | 06/86 | 132.0 | 132.3 | 132.3 | .4 | 0 |
| Secondary products and miscellaneous receipts | | 3321-SM | | | | | | |
| Secondary products | | 3321-S | 12/80 | 153.0 | 153.1 | 153.2 | .3 | .1 |
| Malleable iron foundries | 3322 | | 06/81 | 134.9 | 134.9 | 134.9 | -1.0 | 0 |
| Primary products | | 3322-P | 06/81 | 133.8 | 133.8 | 133.8 | -1.2 | 0 |
| Standard malleable iron castings | | 3322-1 | 06/93 | 118.8 | 118.8 | 118.8 | .6 | 0 |
| Steel investment foundries | 3324 | | 06/81 | 202.3 | 202.3 | 202.3 | .5 | 0 |
| Primary products | | 3324-P | 06/81 | 197.2 | 197.2 | 197.2 | .6 | 0 |
| Carbon and low alloy steel investment castings | | 3324-2 | 06/81 | 156.5 | 156.7 | 157.0 | -3 | .2 |
| Commercial application, other than aerospace | | 3324-213 | 06/81 | 156.2 | 156.4 | 156.8 | -3 | .3 |
| High alloy steel investment castings, including stainless steel | | 3324-3 | 06/81 | 202.3 | 202.4 | 201.8 | -1 | -3 |
| Aerospace application | | 3324-311 | 06/93 | 105.6 | 105.6 | 105.6 | 0 | 0 |
| Commercial application, other than aerospace | | 3324-313 | 06/93 | 112.2 | 112.3 | 111.7 | -3 | -5 |
| Hi-temp metal castings (iron, nickel, or cobalt-base alloys) | | 3324-4 | 06/93 | 110.0 | 110.0 | 110.0 | .9 | 0 |
| Aerospace application | | 3324-411 | 06/93 | 109.7 | 109.7 | 109.7 | .9 | 0 |
| Commercial application, other than aerospace | | 3324-413 | 06/93 | 115.4 | 114.6 | 114.6 | -7 | 0 |
| Secondary products and miscellaneous receipts | | 3324-SM | | | | | | |
| Secondary products | | 3324-S | 06/81 | 255.2 | 255.2 | 255.2 | 0 | 0 |
| Steel foundries, n.e.c. | 3325 | | 06/81 | 137.3 | 137.4 | 137.3 | .4 | -1 |
| Primary products | | 3325-P | 06/81 | 144.3 | 144.4 | 144.3 | .5 | -1 |
| Carbon steel castings | | 3325-2 | 06/81 | 144.4 | 144.5 | 144.2 | 1.4 | -2 |

See footnotes at end of table.

Table 5. Producer price indexes for the net output of selected industries and their products, not seasonally adjusted
—Continued

| Industry and product ¹ | Industry code | Product code | Index base | Index | | | Percent change to Sep. 1999 from — | |
|--|---------------|--------------|------------|-----------------------|------------------------|------------------------|------------------------------------|------------------|
| | | | | May 1999 ² | Aug. 1999 ² | Sep. 1999 ² | Sep. 1998 | Aug. 1999 |
| Steel foundries, n.e.c.—Continued | | | | | | | | |
| Railroad wheels and specialties | | 3325-214 | 06/81 | 136.6 | 135.2 | 135.0 | 1.7 | -0.1 |
| All other carbon steel castings, including rolls for rolling mills | | 3325-219 | 06/81 | 151.5 | 152.7 | 152.3 | 1.2 | -.3 |
| High alloy steel castings, including stainless steel | | 3325-4 | 06/81 | 138.1 | 138.0 | 138.0 | -3.1 | 0 |
| Low alloy steel castings | | 3325-5 | 06/81 | 148.9 | 149.6 | 149.6 | 2.0 | 0 |
| All other low alloy steel castings | | 3325-559 | 06/81 | 151.3 | 151.6 | 151.6 | 1.7 | 0 |
| Secondary products and miscellaneous receipts | | 3325-SM | | | | | | |
| Secondary products | | 3325-S | 06/81 | 86.3 | (³) | (³) | (³) | (³) |
| Primary smelting and refining of nonferrous metals | 333 | | 12/80 | 91.9 | 95.0 | 97.5 | 2.5 | 2.6 |
| Primary copper | 3331 | | 06/80 | 100.6 | 103.9 | 108.3 | 1.8 | 4.2 |
| Primary products | | 3331-P | 06/80 | 87.3 | 94.8 | 99.9 | 4.7 | 5.4 |
| Smelted copper | | 3331-1 | 06/88 | 69.3 | 75.5 | (³) | (³) | (³) |
| Copper cathode and other refined copper, including wirebar, slab, and ingot | | 3331-2 | 06/80 | 82.3 | 89.0 | 92.5 | 3.8 | 3.9 |
| Primary aluminum | 3334 | | 06/80 | 103.7 | 108.2 | 110.9 | 5.4 | 2.5 |
| Primary products | | 3334-P | 06/80 | 107.1 | 111.2 | 114.3 | 5.8 | 2.8 |
| Primary aluminum, except extrusion billet | | 3334-7 | 06/80 | 105.4 | 109.0 | 111.6 | 5.4 | 2.4 |
| Primary aluminum, except extrusion billet | | 3334-711 | 06/80 | 105.4 | 109.0 | 111.6 | 5.4 | 2.4 |
| Aluminum ingot, unalloyed | | 3334-71111 | 06/80 | 120.6 | 124.5 | 124.5 | 4.3 | 0 |
| Other primary aluminum, except extrusion billet | | 3334-71113 | 06/80 | 85.7 | 89.1 | 94.7 | 7.2 | 6.3 |
| Aluminum extrusion billet | | 3334-8 | 06/80 | (³) | (³) | (³) | (³) | (³) |
| Primary nonferrous metals, n.e.c. | 3339 | | 06/80 | 93.6 | 94.5 | 95.0 | -3.1 | .5 |
| Primary products | | 3339-P | 06/80 | 101.3 | 101.8 | 102.4 | -3.3 | .6 |
| Other nonferrous metals, n.e.c. | | 3339-7 | 06/80 | 127.1 | 127.2 | 126.9 | -6.4 | -2 |
| Other refined n.f. metals, incl. chromium, cadmium, cobalt, and molybdenum | | 3339-791 | 06/88 | 114.6 | 115.6 | 115.8 | -5.8 | .2 |
| Secondary nonferrous metals | 334 | | 06/80 | 84.7 | 84.4 | 84.8 | 1.6 | .5 |
| Secondary nonferrous metals | 3341 | | 06/80 | 84.8 | 84.4 | 84.8 | 1.6 | .5 |
| Primary products | | 3341-P | 06/80 | 87.2 | 86.7 | 87.0 | .9 | .3 |
| Lead | | 3341-3 | 06/80 | 87.8 | 87.9 | 87.9 | -2 | 0 |
| Zinc | | 3341-4 | 06/80 | 121.6 | (³) | 129.9 | 5.4 | (³) |
| Precious metals | | 3341-5 | 06/80 | 41.9 | 39.7 | 39.7 | -6.8 | 0 |
| Other nonferrous metals | | 3341-6 | 06/80 | 64.1 | 65.6 | 66.2 | .5 | .9 |
| Aluminum | | 3341-7 | 06/80 | 104.7 | 108.8 | 108.9 | 7.1 | .1 |
| Secondary products and miscellaneous receipts | | 3341-SM | | | | | | |
| Miscellaneous receipts | | 3341-M | 06/80 | 83.8 | 84.5 | 85.7 | 7.5 | 1.4 |
| Contract work and other miscellaneous receipts | | 3341-XY9 | 06/97 | 96.8 | 97.9 | 99.0 | 5.8 | 1.1 |
| Rolling, drawing and extruding of nonferrous metals | 335 | | 12/84 | 131.7 | 135.0 | 134.4 | -1.5 | -.4 |
| Rolling, drawing and extruding of copper | 3351 | | 12/80 | 128.7 | 132.7 | 135.1 | 3.7 | 1.8 |
| Primary products | | 3351-P | 12/80 | 133.3 | 138.1 | 140.6 | 3.6 | 1.8 |
| Copper and copper-base alloy wire | | 3351-1 | 12/80 | 145.1 | 144.1 | 146.1 | 3.8 | 1.4 |
| Alloyed | | 3351-131 | 12/80 | 134.6 | 133.7 | 135.6 | 3.8 | 1.4 |
| Copper and copper-base alloy rod, bar and shapes | | 3351-3 | 12/80 | 129.1 | 133.6 | 137.0 | 1.4 | 2.5 |
| Unalloyed copper bars, shapes and non-electrical rod | | 3351-311 | 12/80 | 110.6 | 115.3 | 118.5 | 2.2 | 2.8 |
| Bars and shapes | | 3351-31118 | 12/86 | 127.5 | 130.9 | 133.6 | 1.7 | 2.1 |
| Copper-base alloy rod, bar and shapes | | 3351-332 | 12/80 | 140.9 | 145.2 | 148.7 | 1.0 | 2.4 |
| Rod | | 3351-33218 | 12/80 | 132.0 | 136.0 | 139.3 | .4 | 2.4 |
| Copper and copper-base alloy sheet, strip and plate | | 3351-4 | 12/80 | 149.4 | 153.9 | 156.7 | 4.7 | 1.8 |
| Unalloyed copper flat products | | 3351-413 | 12/80 | 130.1 | 132.6 | 135.2 | 1.3 | 2.0 |
| Copper-base alloy flat products | | 3351-435 | 12/80 | 156.2 | 161.4 | 164.3 | 5.7 | 1.8 |
| Strip | | 3351-43526 | 12/80 | 145.3 | 150.2 | 152.8 | 5.8 | 1.7 |
| Copper and copper-base alloy pipe and tube | | 3351-5 | 12/80 | 122.9 | 128.9 | 130.0 | 5.8 | .9 |
| Unalloyed pipe and tube, plumbing | | 3351-516 | 12/80 | 119.9 | 126.6 | 126.3 | 9.5 | -2 |
| Copper-base alloy pipe and tube, non-plumbing | | 3351-538 | 12/80 | 107.5 | 109.0 | 110.7 | -.6 | 1.6 |
| Aluminum sheet, plate, foil and welded tube products | 3353 | | 06/81 | 136.8 | 143.8 | 138.4 | -3.4 | -3.8 |
| Primary products | | 3353-P | 06/81 | 141.1 | 148.4 | 142.8 | -3.6 | -3.8 |
| Aluminum plate | | 3353-1 | 06/81 | 167.6 | 167.2 | 167.1 | (³) | -1 |
| Heat-treatable | | 3353-113 | 06/81 | 173.9 | 173.4 | 173.2 | (³) | -1 |
| Aluminum sheet | | 3353-2 | 06/81 | 141.7 | 149.7 | 143.2 | -4.0 | -4.3 |
| Coiled, nonheat-treatable, bare | | 3353-231 | 06/81 | 127.6 | 138.2 | 128.1 | -6.4 | -7.3 |
| Coiled, nonheat-treatable, bare, all others | | 3353-23115 | 06/81 | 115.6 | (³) | 123.5 | -2 | (³) |
| Aluminum extruded products | 3354 | | 12/81 | 144.2 | 147.0 | 148.1 | 1.2 | .7 |
| Primary products | | 3354-P | 12/81 | 146.4 | 149.5 | 150.7 | 1.5 | .8 |
| Extruded aluminum rod, bar, and other extruded shapes except tube | | 3354-1 | 12/81 | 149.2 | 152.0 | 153.3 | 1.2 | .9 |
| Extruded rod and bar with alloys other than 2000 and 7000 series | | 3354-115 | 12/81 | 130.7 | 132.1 | 136.6 | 5.9 | 3.4 |
| Rod | | 3354-11511 | 12/81 | 137.0 | (³) | (³) | (³) | (³) |
| Bar | | 3354-11512 | 12/81 | 123.4 | 126.5 | 131.5 | 5.5 | 4.0 |
| Other extruded shapes except tube, with alloys other than 2000 and 7000 series | | 3354-125 | 12/81 | 145.1 | 148.5 | 148.5 | 0 | 0 |

See footnotes at end of table.

Table 5. Producer price indexes for the net output of selected industries and their products, not seasonally adjusted
—Continued

| Industry and product ¹ | Industry code | Product code | Index base | Index | | | Percent change to Sep. 1999 from — | |
|--|---------------|--------------|------------|-----------------------|------------------------|------------------------|------------------------------------|------------------|
| | | | | May 1999 ² | Aug. 1999 ² | Sep. 1999 ² | Sep. 1998 | Aug. 1999 |
| Aluminum extruded products—Continued | | | | | | | | |
| Other extruded shapes, circle size 1 to, not including 2 | | 3354-12501 | 12/81 | 179.5 | 179.8 | 179.8 | 0.3 | 0 |
| Other extruded shapes, circle size 2 to, not including 3 | | 3354-12502 | 12/81 | 151.8 | 153.4 | 153.7 | -1.5 | .2 |
| Other extruded shapes, circle size 3 to, not including 4 | | 3354-12503 | 12/81 | 132.9 | 138.5 | 138.2 | .9 | -.2 |
| Other extruded shapes, circle size 4 to, not including 5 | | 3354-12504 | 12/81 | 130.3 | 130.8 | 130.8 | -1.6 | 0 |
| Other extruded shapes, circle size 5 to, not including 6 | | 3354-12505 | 12/81 | 144.7 | 145.3 | 145.4 | 1.7 | .1 |
| Other extruded shapes, circle size 6 to, not including 10 | | 3354-12506 | 12/81 | 143.2 | 146.2 | 145.1 | -.8 | -.8 |
| Other extruded shapes, circle size 10 and over | | 3354-12512 | 06/87 | 135.7 | 142.5 | 143.3 | .8 | .6 |
| Aluminum extruded and drawn pipe and tube | | 3354-3 | 12/94 | 93.4 | 96.6 | 96.8 | 3.4 | .2 |
| Soft alloy pipe and tube, alloys other than 2000 and 7000 series | | 3354-313 | 12/94 | 93.4 | 96.6 | 96.8 | 3.4 | .2 |
| Seamless pipe and tube, soft alloy | | 3354-31301 | 12/94 | 95.6 | (³) | 101.3 | 7.3 | (³) |
| Soft alloy pipe and tube other than seamless | | 3354-31302 | 12/94 | 91.1 | 91.8 | 92.3 | -.5 | .5 |
| Aluminum rolling and drawing, n.e.c. | 3355 | | 06/81 | 119.8 | 122.5 | 120.5 | -1.6 | -1.6 |
| Primary products | | 3355-P | 06/81 | 123.4 | 126.7 | 124.2 | -.9 | -2.0 |
| Rolled aluminum rod, bar (incl. continuous cast), and structural shapes | | 3355-2 | 06/81 | 113.6 | 119.3 | 121.0 | 4.0 | 1.4 |
| Continuous cast rod, bar and structural shapes | | 3355-225 | 06/81 | 107.2 | (³) | (³) | (³) | (³) |
| Rolling, drawing and extruding of nonferrous metals, except copper and aluminum | 3356 | | 06/82 | 126.7 | 125.0 | 124.7 | -2.9 | -.2 |
| Primary products | | 3356-P | 06/82 | 125.0 | 123.1 | 122.8 | -3.1 | -.2 |
| Nickel and nickel-base alloy mill shapes | | 3356-1 | 06/82 | 138.2 | 137.4 | 137.7 | -5.6 | .2 |
| Plate, sheet and strip | | 3356-161 | 12/87 | 91.2 | 90.4 | 91.0 | -7.0 | .7 |
| Rod, bar, pipe, tube, wire, and other nickel mill shapes | | 3356-168 | 12/95 | 94.2 | 93.8 | 93.8 | -4.6 | 0 |
| Titanium mill shapes | | 3356-2 | 06/82 | 102.9 | 102.9 | 102.9 | -.8 | 0 |
| Rod, bar, pipe, tube, wire, and other titanium mill shapes | | 3356-281 | 12/95 | 99.3 | 99.3 | 99.3 | -3.9 | 0 |
| Other nonferrous metal mill shapes | | 3356-9 | 06/82 | 116.6 | 113.5 | 113.8 | -4.7 | .3 |
| Lead mill shapes | | 3356-954 | 12/87 | 80.4 | 79.3 | 80.1 | -1.4 | 1.0 |
| Zirconium mill shapes | | 3356-961 | 12/87 | 98.7 | 98.7 | 98.9 | -1.5 | .2 |
| Other nonferrous metal mill shapes | | 3356-997 | 12/87 | 115.5 | 111.0 | 111.1 | -6.8 | .1 |
| Secondary products and miscellaneous receipts | | 3356-SM | | | | | | |
| Secondary products | | 3356-S | 06/82 | 142.0 | 142.3 | 142.3 | -.7 | 0 |
| Nonferrous wire-drawing and insulating | 3357 | | 12/82 | 141.5 | 143.0 | 145.2 | -2.1 | 1.5 |
| Primary products | | 3357-P | 12/82 | 141.4 | 143.1 | 145.5 | -2.5 | 1.7 |
| Aluminum and aluminum-base alloy bare wire and cable | | 3357-A | 12/88 | 87.4 | 88.8 | 91.0 | 5.3 | 2.5 |
| Copper & copper-base alloy wire & cable for electrical transmission, incl. bare | | 3357-B | 12/88 | 76.7 | 77.7 | 78.3 | 1.2 | .8 |
| Fiber optic cable | | 3357-E | 12/88 | 93.9 | 94.0 | 93.4 | -2.2 | -.6 |
| Electronic wire and cable | | 3357-1 | 12/82 | 134.6 | 133.8 | 136.2 | -2.3 | 1.8 |
| Telephone and telegraph wire and cable | | 3357-2 | 12/82 | 162.5 | 155.3 | 154.9 | -15.1 | -3 |
| Control and signal wire | | 3357-3 | 12/82 | 184.7 | 187.0 | 189.6 | 5.1 | 1.4 |
| Building wire and cable | | 3357-4 | 12/82 | 111.1 | 124.9 | 131.3 | -.2 | 5.1 |
| Apparatus wire and cord and flexible cord sets | | 3357-6 | 12/82 | 141.1 | 144.7 | 145.6 | -.5 | .6 |
| Magnet wire | | 3357-7 | 12/82 | 141.4 | 141.7 | 143.0 | (³) | .9 |
| Power wire and cable | | 3357-8 | 12/82 | 110.1 | 109.5 | 112.9 | 1.2 | 3.1 |
| Other insulated wire and cable | | 3357-9 | 12/82 | 139.0 | 135.1 | 135.8 | -3.2 | .5 |
| Secondary products | | 3357-S | 12/82 | 233.3 | (³) | (³) | (³) | (³) |
| Nonferrous foundries (castings) | 336 | | 12/84 | 130.8 | 132.3 | 132.5 | .9 | .2 |
| Aluminum die casting | 3363 | | 06/91 | 107.2 | 109.9 | 109.8 | 2.1 | -.1 |
| Primary products | | 3363-P | 06/83 | 132.5 | 136.6 | 136.4 | 2.5 | -.1 |
| Motor vehicle die castings | | 3363-1 | 06/83 | 117.8 | 121.2 | 121.0 | 3.8 | -.2 |
| Die castings for passenger cars | | 3363-111 | 06/83 | 117.9 | 121.2 | 121.1 | 4.0 | -.1 |
| Die castings for other motor vehicles | | 3363-112 | 06/83 | 116.9 | 119.2 | 119.2 | -.2 | 0 |
| Aluminum and aluminum-base alloy die castings, other than motor vehicle | | 3363-4 | 06/98 | 96.2 | 99.4 | 99.3 | 1.4 | -.1 |
| Die castings for building and construction | | 3363-411 | 06/83 | 157.5 | 167.1 | 167.1 | .5 | 0 |
| Die castings for appliances | | 3363-412 | 06/98 | 99.2 | 101.4 | 101.2 | 4.5 | -.2 |
| Die castings for computers and electronics | | 3363-416 | 06/83 | 125.1 | 126.1 | 126.1 | 3.9 | 0 |
| Other die castings, n.e.c. | | 3363-417 | 06/98 | 93.2 | 94.6 | 94.6 | -2.7 | 0 |
| Secondary products and miscellaneous receipts | | 3363-SM | | | | | | |
| Secondary products | | 3363-S | 06/91 | 111.8 | 111.3 | 111.3 | -.1 | 0 |
| Nonferrous die-castings, except aluminum | 3364 | | 06/91 | 106.3 | 106.5 | 106.5 | .3 | 0 |
| Primary products | | 3364-P | 06/91 | 106.3 | 106.3 | 106.2 | .1 | -.1 |
| Zinc and zinc-base alloy die-castings | | 3364-1 | 06/83 | 145.3 | 145.3 | 145.1 | .7 | -.1 |
| Magnesium die-castings | | 3364-2 | 07/83 | 128.4 | 128.4 | 129.7 | .4 | 1.0 |
| Other nonferrous die-castings, including lead and copper, except aluminum | | 3364-6 | 06/98 | 97.7 | 97.7 | 97.2 | -2.5 | -.5 |
| Secondary products and miscellaneous receipts | | 3364-SM | | | | | | |
| Secondary products | | 3364-S | 06/91 | 105.7 | 107.1 | 108.1 | 1.8 | .9 |
| Aluminum foundries | 3365 | | 06/91 | 111.2 | 111.7 | 112.2 | .3 | .4 |
| Primary products | | 3365-P | 06/91 | 110.6 | 111.1 | 111.5 | .1 | .4 |
| Aluminum and aluminum-base alloy sand castings | | 3365-1 | 06/83 | 143.4 | 144.5 | 144.8 | .9 | .2 |
| Aluminum and aluminum-base alloy permanent and semipermanent mold castings | | 3365-2 | 06/83 | 127.2 | 127.3 | 128.1 | -1.5 | .6 |

See footnotes at end of table.

Table 5. Producer price indexes for the net output of selected industries and their products, not seasonally adjusted
—Continued

| Industry and product ¹ | Industry code | Product code | Index base | Index | | | Percent change to Sep. 1999 from — | |
|--|---------------|--------------|------------|-----------------------|------------------------|------------------------|------------------------------------|------------------|
| | | | | May 1999 ² | Aug. 1999 ² | Sep. 1999 ² | Sep. 1998 | Aug. 1999 |
| Aluminum foundries—Continued | | | | | | | | |
| Investment and other aluminum and aluminum-base alloy castings and cast products | | 3365-3 | 06/83 | 145.6 | 146.1 | 146.1 | 1.7 | 0 |
| Secondary products and miscellaneous receipts | | 3365-SM | | | | | | |
| Secondary products | | 3365-S | 06/91 | 114.9 | 115.5 | 115.9 | .3 | .3 |
| Copper foundries (castings, except die) | | | | | | | | |
| Primary products | 3366 | 3366-P | 06/83 | 148.1 | 148.0 | 148.9 | .9 | .6 |
| Copper and copper-base alloy sand castings | | 3366-411 | 06/83 | 146.1 | 146.3 | 146.7 | 1.0 | .3 |
| Other copper and copper-base alloy castings incl. bearings and bushings | | 3366-412 | 06/98 | 98.0 | 98.4 | 99.6 | .2 | 1.2 |
| Secondary products and miscellaneous receipts | | 3366-SM | | | | | | |
| Secondary products | | 3366-S | 06/83 | 159.9 | 156.9 | 161.9 | -.2 | 3.2 |
| Nonferrous castings, except aluminum and copper, and excluding die-castings | | | | | | | | |
| Primary products | 3369 | 3369-P | 06/83 | 140.9 | 140.5 | 140.4 | -2.3 | -.1 |
| Zinc and zinc-base alloy castings, except die | | 3369-1 | 06/83 | 132.5 | 131.8 | 131.8 | -2.9 | 0 |
| Titanium castings, except die | | 3369-3 | 06/98 | 100.0 | (³) | (³) | (³) | (³) |
| Nickel and nickel-base alloy castings, except die | | 3369-4 | 06/83 | 132.0 | 131.6 | 131.5 | 1.3 | -.1 |
| All other nonferrous metal castings, except die | | 3369-7 | 06/98 | 85.9 | (³) | (³) | (³) | (³) |
| Secondary products and miscellaneous receipts | | 3369-SM | 07/92 | 100.1 | 100.1 | 100.1 | -3.7 | 0 |
| Secondary products | | 3369-S | 06/83 | 195.2 | 198.4 | 198.1 | 3.1 | -.2 |
| Miscellaneous primary metal products | 339 | | 06/85 | 126.2 | 125.8 | 125.9 | .2 | .1 |
| Metal heat treating | | | | | | | | |
| Primary products | 3398 | 3398-P | 06/85 | 113.3 | 113.4 | 113.4 | .5 | 0 |
| Metal heat treating services—New England (MA-RI-CT) | | 3398-1 | 06/85 | 114.1 | 114.1 | 114.2 | .4 | .1 |
| Metal heat treating services—Middle Atlantic (NY-NJ-E.PA-MD) | | 3398-2 | 06/90 | 103.5 | 103.5 | 103.5 | 0 | 0 |
| Metal heat treating services—South Central (W.PA-OH-IN-KY) | | 3398-3 | 06/85 | 122.3 | (³) | (³) | (³) | (³) |
| Metal heat treating services—Michigan | | 3398-4 | 06/85 | 119.5 | 119.8 | 119.9 | 1.1 | .1 |
| Metal heat treating services—Southeast (VA-NC-SC-GA-AL-TN-FL) | | 3398-5 | 06/85 | 106.6 | 106.6 | 106.8 | 1.2 | .2 |
| Metal heat treating services—North Central (IL-WI-MN-MO-IA) | | 3398-6 | 06/85 | 103.7 | 103.7 | 103.7 | 1.2 | 0 |
| Metal heat treating services—Pacific Coast (CA-AZ-OR-WA) | | 3398-7 | 06/85 | 115.5 | 115.5 | 115.5 | .1 | 0 |
| Metal heat treating services—Southwest (TX-OK-AR-CO-LA-UT) | | 3398-8 | 06/85 | 112.6 | 112.6 | 112.6 | -.2 | 0 |
| Secondary products and miscellaneous receipts | | 3398-SM | 06/85 | 107.1 | 107.1 | 107.1 | 0 | 0 |
| Miscellaneous receipts | | 3398-M | 06/90 | 101.2 | 101.2 | 101.2 | 3.3 | 0 |
| Contract work and miscellaneous receipts | | 3398-XY9 | 12/96 | 101.2 | 101.2 | 101.2 | 3.3 | 0 |
| Secondary products | | 3398-S | 06/85 | 114.1 | 114.1 | 114.1 | 0 | 0 |
| Primary metal products, n.e.c. | | | | | | | | |
| Primary products | 3399 | 3399-P | 06/85 | 141.3 | 140.5 | 140.5 | -.4 | 0 |
| Metal powders, paste, and flakes | | 3399-1 | 06/85 | 136.9 | 136.7 | 136.6 | -.7 | -.8 |
| Other primary metal products | | 3399-2 | 06/85 | 138.8 | 138.7 | 138.4 | .9 | -.2 |
| Secondary products and miscellaneous receipts | | 3399-SM | 06/85 | 127.0 | 126.7 | 124.0 | -4.2 | -2.1 |
| Fabricated metal products, except machinery and transportation equipment | | | | | | | | |
| Metal cans and shipping containers | 34 | | 12/84 | 128.9 | 129.1 | 129.2 | .2 | .1 |
| Metal cans | | | | | | | | |
| Primary products | 3411 | 3411-P | 06/81 | 107.7 | 107.4 | 107.4 | -2.3 | 0 |
| Steel cans | | 3411-1 | 06/81 | 106.3 | 106.0 | 106.0 | -2.5 | 0 |
| Steel cans, food | | 3411-1B | 06/81 | 127.3 | 126.5 | 126.5 | -.9 | 0 |
| Fruit and fruit juice can | | 3411-117 | 06/81 | 133.4 | 132.1 | 132.1 | -1.4 | 0 |
| Vegetable and vegetable juice can | | 3411-119 | 06/81 | 138.2 | 138.2 | 138.2 | -2.5 | 0 |
| Can, other foods (including soups) | | 3411-131 | 06/81 | 118.2 | 115.7 | 115.7 | -2.3 | 0 |
| Aluminum cans | | 3411-2 | 06/81 | 150.9 | 150.9 | 150.9 | 0 | 0 |
| Secondary products and miscellaneous receipts | | 3411-SM | 06/81 | 88.5 | 88.5 | 88.5 | -3.8 | .0 |
| Secondary products | | 3411-S | 06/81 | 138.7 | 139.7 | 139.7 | 1.3 | 0 |
| Metal shipping barrels, drums, kegs, and pails | | | | | | | | |
| Primary products | 3412 | 3412-P | 06/83 | 135.6 | 134.9 | 135.2 | .6 | .2 |
| Steel pails | | 3412-1 | 06/83 | 144.8 | 144.1 | 144.1 | .5 | 0 |
| Steel shipping barrels and drums | | 3412-2 | 06/83 | 165.3 | 161.8 | 162.2 | 5.7 | .2 |
| All other metal barrels (including parts and fluid milk containers) | | 3412-3 | 06/83 | 134.3 | 134.2 | 134.1 | -.9 | -.1 |
| Secondary products and miscellaneous receipts | | 3412-SM | 06/83 | 152.2 | (³) | 152.2 | 0 | (³) |
| Miscellaneous receipts | | 3412-M | 12/96 | 100.8 | 100.8 | 105.4 | 4.6 | 4.6 |
| Resales | | 3412-Z89 | 12/96 | 100.8 | 100.8 | 105.4 | 4.6 | 4.6 |
| Cutlery, hand tools, and general hardware | | | | | | | | |
| Cutlery | 342 | | 12/84 | 137.5 | 138.6 | 138.3 | 1.2 | -.2 |
| Cutlery | | | | | | | | |
| Primary products | 3421 | 3421-P | 12/83 | 155.4 | 155.4 | 155.7 | 1.5 | .2 |
| Cutlery, scissors, shears, trimmers, and snips | | 3421-1 | 12/83 | 163.5 | 163.5 | 163.7 | 1.6 | .1 |
| Kitchen cutlery, incl. knives, forks, and cleavers | | 3421-121 | 12/83 | 150.8 | 150.8 | 151.2 | .9 | .3 |
| Pocket knives and other folding blade knives | | 3421-141 | 12/83 | 154.6 | 154.6 | 156.4 | 1.2 | 1.2 |
| | | | 12/83 | 170.7 | 170.7 | 170.7 | .4 | 0 |

See footnotes at end of table.

Table 5. Producer price indexes for the net output of selected industries and their products, not seasonally adjusted
—Continued

| Industry and product ¹ | Industry code | Product code | Index base | Index | | | Percent change to Sep. 1999 from — | |
|--|---------------|--------------|------------|-----------------------|------------------------|------------------------|------------------------------------|------------------|
| | | | | May 1999 ² | Aug. 1999 ² | Sep. 1999 ² | Sep. 1999 | Aug. 1999 |
| Cutlery—Continued | | | | | | | | |
| Razor blades and razors, except electric | | 3421-2 | 12/83 | 173.9 | 173.9 | 173.9 | 2.0 | 0 |
| Secondary products and miscellaneous receipts | | 3421-SM | | | | | | |
| Miscellaneous receipts | | 3421-M | 03/87 | (⁹) | (⁹) | (⁹) | (⁹) | (⁹) |
| Resales | | 3421-Z89 | 12/92 | (⁹) | (⁹) | (⁹) | (⁹) | (⁹) |
| Secondary products | | 3421-S | 12/83 | 148.5 | 148.5 | 151.8 | 2.2 | 2.2 |
| Hand and edge tools, except machine tools and handsaws | | | | | | | | |
| Primary products | 3423 | | 06/83 | 158.5 | 157.9 | 157.0 | 0 | -6 |
| Mechanics' hand service tools | | 3423-P | 06/83 | 163.6 | 163.8 | 163.9 | 1.2 | .1 |
| Pliers | | 3423-1 | 06/83 | 167.9 | 168.3 | 168.4 | 1.8 | .1 |
| Solid joint pliers | | 3423-111 | 06/83 | 154.8 | 158.7 | 159.2 | 3.6 | .3 |
| Wrenches | | 3423-11113 | 06/83 | 152.2 | 152.9 | 153.7 | 2.1 | .5 |
| Sockets, drives, extensions, etc. for hand-operated socket wrenches | | 3423-113 | 06/83 | 174.5 | 174.2 | 174.4 | 1.9 | .1 |
| Combination open-end and box wrenches | | 3423-11321 | 06/83 | 179.8 | 179.8 | 179.8 | 2.3 | 0 |
| Torque wrenches | | 3423-11324 | 06/83 | 171.8 | 171.9 | 171.9 | .3 | 0 |
| Adjustable wrenches, including pipe wrenches | | 3423-11325 | 06/83 | 188.3 | 188.3 | 188.3 | 4.1 | 0 |
| All other wrenches | | 3423-11326 | 06/83 | 177.2 | 174.5 | 175.9 | 2.3 | .8 |
| Screwdrivers | | 3423-11327 | 06/83 | 158.8 | 158.8 | 158.8 | .3 | 0 |
| Tools for automotive use, excluding jacks | | 3423-114 | 06/83 | 150.0 | 151.2 | 150.6 | 1.3 | -.4 |
| All other mechanics' hand service tools | | 3423-116 | 06/83 | 170.3 | 170.4 | 170.5 | 1.1 | .1 |
| Edge tools, hand operated | | 3423-117 | 06/83 | 170.3 | 170.5 | 170.4 | 1.8 | -.1 |
| Chisels | | 3423-4 | 06/96 | 108.9 | 108.9 | 108.9 | .8 | 0 |
| Professional and craftsmen's edge hand tools | | 3423-483 | 06/83 | 138.1 | 138.1 | 138.1 | 1.9 | 0 |
| All other edge tools | | 3423-485 | 06/83 | 178.9 | 178.9 | 178.9 | .8 | 0 |
| Dies and interchangeable cutting tools, for machines and power-driven handtools | | 3423-498 | 06/96 | 101.7 | 101.7 | 101.7 | .5 | 0 |
| Cutting dies, excluding dies for cutting metal | | 3423-5 | 06/96 | 102.9 | 102.9 | 102.9 | .2 | 0 |
| All other machine tools, including woodcutting | | 3423-551 | 07/83 | 121.5 | 121.5 | 121.5 | 0 | 0 |
| Other hand tools, n.e.c. | | 3423-559 | 06/96 | 101.2 | 101.2 | 101.2 | -.5 | 0 |
| Shovels, spades, scoops, telegraph spoons, and scrapers | | 3423-6 | 06/83 | 163.6 | 163.7 | 163.7 | .8 | 0 |
| Light forged hammers, under 4 pounds, excluding ball peen hammers | | 3423-611 | 06/83 | 213.4 | 213.4 | 213.4 | 0 | 0 |
| Steel goods, including forks, hoes, rakes, weeders, etc. | | 3423-621 | 06/83 | 143.5 | 143.5 | 143.5 | 1.2 | 0 |
| Soldering irons | | 3423-641 | 06/83 | 182.6 | 182.6 | 182.6 | 0 | 0 |
| Other hand tools, excluding edge and machine tools | | 3423-681 | 06/89 | 133.5 | (⁹) | 133.8 | .2 | (⁹) |
| Secondary products and miscellaneous receipts | | 3423-698 | 06/83 | 153.7 | 153.9 | 153.9 | 1.1 | 0 |
| Miscellaneous receipts | | 3423-SM | | | | | | |
| Resales | | 3423-M | 06/83 | 118.6 | 112.7 | 106.9 | -9.5 | -5.1 |
| Secondary products | | 3423-Z89 | 06/83 | 118.1 | 111.8 | 105.6 | -10.2 | -5.5 |
| | | 3423-S | 06/83 | 161.5 | 161.6 | 161.6 | 1.2 | 0 |
| Hand saws and saw blades | | | | | | | | |
| Primary products | 3425 | | 06/83 | 141.5 | 139.2 | 139.4 | -.3 | .1 |
| Woodworking power saw blades | | 3425-P | 06/83 | 145.7 | 145.7 | 145.7 | -.1 | 0 |
| Circular saw blades | | 3425-2 | 06/83 | 128.6 | 128.7 | 128.7 | -1.0 | 0 |
| Solid tooth | | 3425-212 | 06/83 | 122.8 | 123.0 | 122.9 | .4 | -.1 |
| Inserted tooth | | 3425-21211 | 06/83 | 131.1 | (⁹) | 131.3 | 1.2 | (⁹) |
| Metalworking power saw blades | | 3425-21213 | 06/83 | 111.9 | 111.9 | 111.9 | 0 | 0 |
| Circular saw blades, including separate inserted teeth | | 3425-3 | 06/83 | 161.1 | 161.1 | 161.1 | .3 | 0 |
| Bandsaw blades | | 3425-331 | 06/96 | 106.5 | 106.5 | 106.5 | 0 | 0 |
| All other power saw blades, including concrete, masonry, and abrasive saw blades | | 3425-336 | 06/83 | 171.2 | 171.2 | 171.2 | 0 | 0 |
| Secondary products and miscellaneous receipts | | 3425-4 | 06/83 | 142.2 | 142.2 | 142.2 | 1.2 | 0 |
| Miscellaneous receipts | | 3425-SM | | | | | | |
| Resales | | 3425-M | 06/83 | 112.3 | 110.6 | 111.7 | -.8 | 1.0 |
| Secondary products | | 3425-Z89 | 06/83 | 179.4 | 176.6 | 178.4 | -.8 | 1.0 |
| | | 3425-S | 06/83 | 137.4 | 121.6 | 121.6 | -.9 | 0 |
| Hardware, n.e.c. | | | | | | | | |
| Primary products | 3429 | | 06/85 | 126.4 | 128.6 | 128.4 | 2.0 | -.2 |
| Furniture hardware, excluding cabinet hardware | | 3429-P | 06/85 | 125.6 | 128.0 | 127.8 | 2.2 | -.2 |
| Builders' hardware | | 3429-2 | 06/85 | 152.8 | 152.9 | 152.9 | 3.7 | 0 |
| Padlocks including pin/non-pin tumbler and combination types | | 3429-4 | 06/85 | 142.1 | 142.9 | 142.6 | .7 | -.2 |
| Doorlocks, locksets, and locktrim, except architectural trim sold separately | | 3429-415 | 06/85 | 125.1 | 129.4 | 125.0 | 1.2 | -3.4 |
| Hinges, excluding cabinet hinges, including spring hinges | | 3429-421 | 06/85 | 157.7 | 158.5 | 158.4 | .8 | -.1 |
| Cabinet hardware | | 3429-452 | 06/85 | 106.4 | 106.4 | 106.5 | .9 | .1 |
| Other builders' hardware, n.e.c. | | 3429-461 | 06/85 | 160.6 | 160.2 | 160.7 | -1.2 | .3 |
| Motor vehicle hardware | | 3429-477 | 06/98 | 100.5 | 100.8 | 100.9 | .9 | .1 |
| Other transportation equipment hardware, except motor vehicle hardware | | 3429-6 | 06/85 | 99.5 | 104.9 | 104.5 | 4.5 | -.4 |
| Other hardware, n.e.c. | | 3429-7 | 06/85 | 187.7 | 188.4 | 188.8 | 2.1 | .2 |
| Secondary products and miscellaneous receipts | | 3429-8 | 06/85 | 132.2 | 132.5 | 133.3 | .3 | .6 |
| Miscellaneous receipts | | 3429-SM | | | | | | |
| Secondary products | | 3429-M | 07/85 | 145.2 | 145.2 | 145.2 | .4 | 0 |
| | | 3429-S | 06/85 | 128.1 | 128.8 | 128.7 | .3 | -.1 |
| Heating equipment, except electric and warm air; and plumbing fixtures | | | | | | | | |
| | 343 | | 12/84 | 159.1 | 159.7 | 160.0 | 1.5 | .2 |
| Metal sanitary ware | | | | | | | | |
| | 3431 | | 12/80 | 161.9 | 163.5 | 163.2 | .2 | -.2 |

See footnotes at end of table.

Table 5. Producer price indexes for the net output of selected industries and their products, not seasonally adjusted
—Continued

| Industry and product ¹ | Industry code | Product code | Index base | Index | | | Percent change to Sep. 1999 from — | |
|---|---------------|--------------|------------|-----------------------|------------------------|------------------------|------------------------------------|-----------|
| | | | | May 1999 ² | Aug. 1999 ² | Sep. 1999 ² | Sep. 1998 | Aug. 1999 |
| Metal sanitary ware—Continued | | | | | | | | |
| Primary products | | 3431-P | 12/80 | 161.0 | 163.1 | 162.6 | -0.1 | -0.3 |
| Sinks, sink/laundry tray combinations, and laundry trays sold separately | | 3431-4 | 12/80 | 188.4 | 191.1 | 191.3 | -1.7 | .1 |
| Kitchen sinks (cast iron, steel, and stainless steel) | | 3431-426 | 12/80 | 181.5 | 184.3 | 184.5 | -1.9 | .1 |
| Bathubs | | 3431-7 | 12/80 | 153.9 | 154.5 | 154.5 | 1.4 | 0 |
| Miscellaneous metal sanitary ware | | 3431-9 | 12/86 | 145.8 | 148.9 | 147.7 | 3.9 | -8 |
| All other metal sanitary ware | | 3431-998 | 12/95 | 109.5 | 111.8 | 110.9 | 3.7 | -8 |
| Plumbing fixture fittings and trim | | | | | | | | |
| Primary products | 3432 | 3432-P | 06/83 | 183.2 | 183.3 | 183.9 | 1.5 | .3 |
| Single lever controls, two or three handle bath or shower fittings, etc. | | 3432-2 | 06/83 | 186.9 | 187.3 | 187.6 | 2.3 | .2 |
| Single lever controls | | 3432-211 | 06/98 | 101.5 | 101.5 | 101.8 | 1.8 | .3 |
| Two and three handle bath and shower fittings | | 3432-213 | 06/98 | 102.6 | 103.2 | 103.2 | 3.2 | 0 |
| Anti-scald bath and shower valves | | 3432-215 | 06/98 | 103.3 | 104.0 | 104.0 | 4.0 | 0 |
| Lavatory and sink fittings (ex. single control), incl. drains and overflows | | 3432-3 | 06/98 | 101.3 | 101.5 | 101.8 | 1.8 | .3 |
| Miscellaneous plumbing fixtures, fittings, and trim (brass goods) | | 3432-4 | 06/83 | 195.6 | 194.9 | 196.0 | .8 | .6 |
| Secondary products and miscellaneous receipts | | 3432-SM | | | | | | |
| Secondary products | | 3432-S | 06/83 | 199.2 | 200.0 | 200.0 | .4 | 0 |
| Nonelectric heating equipment | | | | | | | | |
| Primary products | 3433 | 3433-P | 06/80 | 190.5 | 191.8 | 192.0 | 2.0 | .1 |
| Floor and wall furnaces, heaters, stokers, and related parts | | 3433-A | 06/80 | 181.7 | 183.2 | 183.4 | 1.8 | .1 |
| Other heating equipment, exc. electric, incl. parts for nonelectric heating | | 3433-B | 06/99 | (⁹) | 100.4 | 100.6 | (⁹) | .2 |
| Cast iron heating boilers, radiators, and convectors | | 3433-C | 06/99 | (⁹) | 101.0 | 100.9 | (⁹) | -1 |
| Domestic heating stoves | | 3433-4 | 06/80 | 144.8 | 144.9 | 144.7 | .3 | -1 |
| Steel heating boilers | | 3433-5 | 06/80 | 154.2 | 156.9 | 156.9 | 2.2 | 0 |
| Secondary products and miscellaneous receipts | | 3433-SM | | | | | | |
| Miscellaneous receipts | | 3433-M | 06/99 | (⁹) | 100.0 | 100.0 | (⁹) | 0 |
| Secondary products | | 3433-S | 06/80 | 177.4 | 177.5 | 177.4 | 2.6 | -1 |
| Fabricated structural metal products | | | | | | | | |
| | 344 | | 12/84 | 136.9 | 136.9 | 137.1 | .2 | .1 |
| Fabricated structural metal | | | | | | | | |
| Primary products | 3441 | 3441-P | 06/82 | 138.6 | 138.6 | 139.0 | .9 | .3 |
| Fabricated structural metal for buildings | | 3441-1 | 06/82 | 137.5 | 138.2 | 138.6 | 1.5 | .3 |
| Iron and steel for industrial buildings | | 3441-121 | 06/82 | 143.8 | 145.0 | 144.6 | 1.0 | -3 |
| Industrial buildings and plants | | 3441-12101 | 06/82 | 152.2 | 153.7 | 153.2 | 1.8 | -3 |
| Warehouses | | 3441-12102 | 06/82 | 97.6 | 97.4 | 97.4 | -4.4 | 0 |
| Iron and steel for commercial buildings | | 3441-122 | 06/82 | 119.4 | 120.6 | 121.4 | 2.1 | .7 |
| Office buildings (high-rise) | | 3441-12201 | 06/82 | 115.1 | 117.0 | 118.1 | 5.1 | .9 |
| Office buildings (low-rise) | | 3441-12202 | 06/82 | 107.7 | 107.1 | 107.6 | .7 | .5 |
| Other commercial buildings (low-rise) | | 3441-12207 | 06/87 | 157.8 | 157.6 | 158.2 | -1.7 | .4 |
| Iron and steel for residential buildings | | 3441-123 | 06/87 | 114.0 | 113.8 | 113.8 | -2 | 0 |
| Residential buildings (low-rise) | | 3441-12305 | 06/87 | 117.4 | 117.2 | 117.2 | -2 | 0 |
| Iron and steel for public utilities | | 3441-127 | 06/82 | 118.4 | 118.9 | 119.2 | -5 | .3 |
| Iron and steel for other buildings (including rel., med., instit., and educational) | | 3441-128 | 06/87 | 137.9 | 139.0 | 139.2 | .2 | .1 |
| High-rise buildings | | 3441-12801 | 06/87 | 163.2 | 165.2 | 165.8 | .4 | .4 |
| Low-rise buildings | | 3441-12802 | 06/87 | 112.2 | 112.5 | 112.6 | 0 | .1 |
| Fabricated structural metal for bridges, trestles, and viaducts | | 3441-2 | 06/82 | 117.0 | 115.9 | 118.8 | 4.1 | 2.5 |
| Iron, steel, and aluminum for highways | | 3441-212 | 06/82 | 115.9 | 114.8 | 117.1 | 3.4 | 2.0 |
| Other fabricated structural metal | | 3441-3 | 06/82 | 141.7 | 141.8 | 141.8 | 1.4 | 0 |
| Iron and steel for towers and supporting structures | | 3441-342 | 06/82 | 128.6 | 128.6 | 128.6 | 0 | 0 |
| Iron and steel for other uses | | 3441-359 | 06/87 | 134.1 | 134.3 | 134.3 | 2.2 | 0 |
| Secondary products and miscellaneous receipts | | 3441-SM | | | | | | |
| Miscellaneous receipts | | 3441-M | 06/87 | 129.9 | 124.5 | 125.5 | -3.4 | .8 |
| Resales | | 3441-Z89 | 12/91 | 130.7 | 123.5 | 124.8 | -4.5 | 1.1 |
| Secondary products | | 3441-S | 06/82 | 153.5 | 153.8 | 153.7 | 1.7 | -1 |
| Metal doors, sash and trim | | | | | | | | |
| Primary products | 3442 | 3442-P | 06/83 | 153.1 | 153.7 | 153.8 | .4 | .1 |
| Metal doors and frames, except storm doors | | 3442-1 | 06/83 | 156.1 | 156.7 | 156.8 | .4 | .1 |
| Aluminum doors (excluding shower doors and tub enclosures) | | 3442-11 | 06/83 | 159.0 | 159.4 | 159.5 | .6 | .1 |
| Iron and steel doors (excluding shower doors and tub enclosures) | | 3442-12 | 06/83 | 149.7 | 150.0 | 150.0 | .9 | 0 |
| Iron and steel industrial doors | | 3442-121 | 06/83 | 141.1 | 142.8 | 142.7 | 1.3 | -1 |
| Iron and steel residential doors | | 3442-122 | 06/83 | 155.0 | 155.0 | 155.0 | 1.0 | 0 |
| Iron and steel commercial and institutional doors | | 3442-123 | 06/83 | 152.5 | 152.6 | 152.5 | .1 | -1 |
| Other metal doors, metal door frames, and shower doors and tub enclosures | | 3442-18 | 06/97 | 101.0 | 101.1 | 101.1 | -2 | 0 |
| Metal window sash and frames, except storm sash | | 3442-2 | 06/83 | 148.4 | 148.7 | 148.9 | -2 | .1 |
| Metal molding and trim and storefronts | | 3442-3 | 06/83 | 220.8 | 227.4 | 227.7 | 2.2 | .1 |
| Metal combination screen, storm sash, and storm doors | | 3442-4 | 06/83 | 142.5 | 142.4 | 142.4 | -1 | 0 |
| Metal windows and door screens, (except combination) and metal weatherstrip | | 3442-5 | 06/83 | 147.4 | 147.4 | 147.4 | -4 | 0 |
| Secondary products and miscellaneous receipts | | 3442-SM | | | | | | |
| Miscellaneous receipts | | 3442-M | 07/83 | 122.2 | 122.2 | 122.2 | -3 | 0 |
| Secondary products | | 3442-S | 06/83 | 146.5 | 147.0 | 146.9 | .1 | -1 |

See footnotes at end of table.

Table 5. Producer price indexes for the net output of selected industries and their products, not seasonally adjusted
—Continued

| Industry and product ¹ | Industry code | Product code | Index base | Index | | | Percent change to Sep. 1999 from — | |
|--|---------------|--------------|------------|-----------------------|------------------------|------------------------|------------------------------------|------------------|
| | | | | May 1999 ² | Aug. 1999 ² | Sep. 1999 ² | Sep. 1998 | Aug. 1999 |
| Fabricated plate work (boiler shops) | 3443 | | 03/80 | 166.9 | 167.2 | 167.5 | 0.8 | 0.2 |
| Primary products | | 3443-P | 03/80 | 169.7 | 170.2 | 170.4 | .9 | .1 |
| Heat exchangers and steam condensers, except for nuclear applications | | 3443-1 | 03/80 | 206.1 | 205.6 | 206.5 | .7 | .4 |
| Heat exchangers, closed types, industrial | | 3443-112 | 12/94 | 112.6 | 112.3 | 112.9 | .7 | .5 |
| Bare tube | | 3443-11211 | 03/80 | 213.8 | 212.9 | 213.2 | -2.3 | .1 |
| Fin tube | | 3443-11215 | 03/80 | 193.7 | 193.7 | 195.3 | 4.0 | .8 |
| Fabricated steel plate (stacks and weldments) | | 3443-2 | 03/80 | 149.4 | 149.7 | 149.8 | .7 | .1 |
| Pipe, penstocks, tunnel lining, stacks, and breeching | | 3443-236 | 03/80 | 86.0 | 86.0 | 86.0 | .4 | 0 |
| Containers (trash and other) steel plate | | 3443-245 | 12/86 | 139.1 | 139.2 | 139.8 | 1.0 | .4 |
| More than 79 gallons | | 3443-24515 | 12/94 | 109.9 | 110.1 | 110.6 | 1.1 | .5 |
| Weldments and fabricated steel plate for other purposes | | 3443-297 | 12/94 | 113.9 | 114.1 | 114.2 | -3 | .1 |
| Steel power boilers, parts, and attachments (more than 15 p.s.i. steam working pressure) | | 3443-3 | 03/80 | 146.6 | 149.6 | 150.1 | 4.0 | .3 |
| Stationary and marine power boilers | | 3443-37 | 12/94 | 109.5 | 112.1 | 112.1 | 3.3 | 0 |
| Fire tube | | 3443-372 | 03/80 | 170.1 | 170.1 | 170.1 | .8 | 0 |
| Parts and attachments for steel power boilers (sold separately) | | 3443-381 | 12/86 | 164.4 | (²) | 168.6 | 9.0 | (²) |
| Gas cylinders | | 3443-4 | 03/80 | 141.8 | 141.8 | 141.8 | .1 | 0 |
| Carbon steel gas cylinders | | 3443-412 | 12/86 | 130.5 | 130.5 | 130.5 | 0 | 0 |
| Metal tanks, complete at factory (standard line pressure) | | 3443-5 | 03/80 | 134.6 | 134.6 | 134.6 | 1.1 | 0 |
| Other pressure tanks, including anhydrous ammonia less than 3,000 gallon capacity | | 3443-515 | 08/87 | 136.2 | 136.1 | 136.1 | 1.9 | 0 |
| Ferrous | | 3443-51511 | 12/94 | 119.9 | 119.9 | 119.9 | 2.6 | 0 |
| Metal tanks, complete at factory (standard line nonpressure) | | 3443-7 | 03/80 | 159.1 | 159.2 | 159.3 | 0 | .1 |
| Storage tanks | | 3443-73 | 03/80 | 149.0 | 149.0 | 149.0 | -2 | 0 |
| More than 4,000 gallon capacity | | 3443-733 | 12/94 | 110.0 | 110.0 | 110.0 | 1.1 | 0 |
| Other nonpressure tanks | | 3443-76 | 12/94 | 125.4 | 125.8 | 125.9 | .4 | .1 |
| Ferrous | | 3443-761 | 12/94 | 128.5 | 128.8 | 129.0 | .4 | .2 |
| Nonferrous | | 3443-763 | 12/94 | 96.0 | 96.0 | (²) | (²) | (²) |
| Metal tanks and vessels, custom fabricated at the factory | | 3443-8 | 03/80 | 160.4 | 160.3 | 160.3 | -1 | 0 |
| Pressure vessels and tanks, including process vessels, tanks, and kettles | | 3443-81 | 12/94 | 110.4 | 110.3 | 110.3 | -2 | 0 |
| Ferrous | | 3443-811 | 03/80 | 139.5 | 139.3 | 139.3 | -2 | 0 |
| Nonferrous | | 3443-813 | 12/94 | 107.8 | 107.7 | 107.8 | 0 | .1 |
| All other tanks and vessels, custom fabricated at the factory | | 3443-85 | 12/86 | 145.7 | 145.8 | 145.7 | 0 | -1 |
| Ferrous | | 3443-851 | 12/94 | 104.2 | 104.2 | 104.2 | .1 | 0 |
| Nonferrous | | 3443-853 | 12/94 | 105.9 | 105.9 | 105.9 | 0 | 0 |
| Metal tanks and vessels, custom fabricated and field erected | | 3443-9 | 03/80 | 155.1 | (²) | 155.3 | .5 | (²) |
| Bulk storage tanks | | 3443-91 | 12/94 | 112.2 | (²) | 112.4 | .7 | (²) |
| Ferrous | | 3443-911 | 12/94 | 112.2 | (²) | 112.4 | .7 | (²) |
| Secondary products and miscellaneous receipts | | 3443-SM | | | | | | |
| Miscellaneous receipts | | 3443-M | 12/86 | 131.8 | 131.8 | 131.8 | 0 | 0 |
| Secondary products | | 3443-S | 03/80 | 150.3 | 150.4 | 151.3 | 1.5 | .6 |
| Sheet metal work | 3444 | | 12/82 | 140.2 | 139.8 | 139.9 | -4 | .1 |
| Primary products | | 3444-P | 12/82 | 140.7 | 140.3 | 140.4 | -4 | .1 |
| Air-conditioning ducts and stove pipe | | 3444-1 | 06/96 | 101.1 | 100.3 | 100.3 | -5 | 0 |
| Steel air-conditioning ducts, including dust collecting ducts | | 3444-121 | 12/82 | 140.2 | 139.9 | 139.9 | .6 | 0 |
| Steel stove pipe, furnace smoke pipe, elbows | | 3444-127 | 12/82 | 143.7 | 139.0 | 139.0 | -3.8 | 0 |
| Bins and vats | | 3444-3 | 06/96 | 106.3 | 106.3 | 107.1 | -1 | .8 |
| Other than grain, including feed storage, all metals | | 3444-321 | 06/96 | 103.6 | 103.6 | 103.6 | (²) | 0 |
| Metal roofing and roof drainage equipment | | 3444-4 | 12/82 | 132.1 | 131.3 | 131.4 | -4 | .1 |
| Metal roofing, steel, all types | | 3444-411 | 12/82 | 120.3 | 120.2 | 120.2 | .3 | 0 |
| Metal roofing, aluminum and other metals, all types | | 3444-417 | 06/96 | 101.4 | 101.4 | 101.4 | 0 | 0 |
| Roof drainage equipment including eave troughs, aluminum | | 3444-429 | 12/82 | 127.9 | 123.8 | 124.1 | -3.0 | .2 |
| Metal flooring and siding | | 3444-5 | 12/82 | 129.2 | 129.3 | 129.3 | -4 | 0 |
| Metal siding, steel | | 3444-516 | 12/82 | 135.9 | 136.1 | (²) | (²) | (²) |
| Metal siding, aluminum, for residential use, including mobile homes | | 3444-517 | 12/82 | 138.2 | 138.2 | 138.2 | 1.5 | 0 |
| Metal awnings, canopies, cornices, and soffits | | 3444-7 | 06/96 | 104.6 | 104.6 | 104.8 | 0 | .2 |
| Awnings, canopies, carports, patios, aluminum | | 3444-725 | 12/82 | 222.9 | (²) | 224.6 | 1.4 | (²) |
| Soffits, fascia, and shutters, steel and aluminum | | 3444-741 | 12/82 | 106.4 | 106.2 | 106.2 | -1.1 | 0 |
| Electronic enclosures | | 3444-8 | 06/96 | 99.4 | 99.6 | 99.4 | -1.6 | -2 |
| Computer and peripheral equipment, steel | | 3444-811 | 06/96 | 96.4 | 96.4 | 96.4 | -4.4 | 0 |
| Computer and peripheral equipment, aluminum | | 3444-813 | 06/96 | 101.2 | 101.1 | 101.2 | .8 | .1 |
| Other electronic enclosures (excluding computer), steel and aluminum | | 3444-819 | 06/96 | 101.7 | 102.4 | 101.9 | .5 | -5 |
| Other sheet metal work | | 3444-9 | 06/96 | 101.0 | 100.7 | 100.9 | .2 | .2 |
| Roof ventilators | | 3444-931 | 12/82 | 179.0 | 179.0 | (²) | (²) | (²) |
| Louvers and dampers for heating, ventilation, and a-c, steel and aluminum | | 3444-941 | 06/96 | 101.0 | 101.4 | 101.4 | .4 | 0 |
| Other sheet metal work, steel | | 3444-962 | 06/96 | 100.3 | 99.8 | 100.1 | -2 | .3 |
| Other sheet metal work, aluminum | | 3444-965 | 06/96 | 103.3 | 103.1 | 103.1 | 1.7 | 0 |
| Other sheet metal work, metals other than steel or aluminum | | 3444-998 | 06/96 | 102.2 | 102.2 | 102.2 | .3 | 0 |
| Secondary products and miscellaneous receipts | | 3444-SM | | | | | | |
| Miscellaneous receipts | | 3444-M | 12/82 | 128.2 | 128.2 | 128.2 | 0 | 0 |
| Secondary products | | 3444-S | 12/82 | 132.2 | 130.9 | 131.0 | -9 | .1 |
| Architectural and ornamental metal work | 3446 | | 12/83 | 138.9 | 139.0 | 139.0 | .4 | 0 |
| Primary products | | 3446-P | 12/83 | 141.8 | 141.8 | 141.8 | .4 | 0 |
| Grilles, registers, and air diffusers | | 3446-A | 12/97 | 99.4 | 99.3 | 99.4 | 0 | .1 |

See footnotes at end of table.

Table 5. Producer price indexes for the net output of selected industries and their products, not seasonally adjusted—Continued

| Industry and product ¹ | Industry code | Product code | Index base | Index | | | Percent change to Sep. 1998 from — | |
|--|---------------|--------------|------------|-----------------------|------------------------|------------------------|------------------------------------|------------------|
| | | | | May 1999 ² | Aug. 1999 ² | Sep. 1999 ² | Sep. 1998 | Aug. 1999 |
| Architectural and ornamental metal work—Continued | | | | | | | | |
| Stairs, railings, fences, and gates (other than wire) | | 3446-2 | 12/97 | 102.2 | 102.6 | 102.5 | 1.8 | -0.1 |
| Stairs, staircases, and fire escapes | | 3446-213 | 12/83 | 126.8 | 127.6 | 127.5 | 2.5 | -1 |
| Fences, gates, railings, and window guards | | 3446-214 | 12/97 | 100.9 | 100.9 | 100.9 | .9 | 0 |
| Open flooring, grating, and studs | | 3446-3 | 12/97 | 94.4 | 94.0 | 94.0 | -4.0 | 0 |
| Scaffolding, shoring, and forming for concrete work | | 3446-4 | 12/83 | 135.9 | 135.9 | (³) | (³) | (³) |
| Other architectural and ornamental metal work | | 3446-5 | 12/97 | 101.1 | 101.1 | 101.1 | .2 | 0 |
| Iron and steel | | 3446-511 | 12/97 | 101.3 | 101.3 | 101.3 | .1 | 0 |
| Aluminum and metals other than iron and steel | | 3446-512 | 12/88 | 119.4 | 119.4 | 119.4 | .5 | 0 |
| Secondary products and miscellaneous receipts | | | | | | | | |
| Miscellaneous receipts | | 3446-SM | | | | | | |
| Contract work and other miscellaneous receipts | | 3446-M | 12/84 | 89.8 | 89.8 | 89.8 | 0 | 0 |
| Resales | | 3446-XY9 | 12/97 | 83.9 | 84.0 | 84.0 | 0 | 0 |
| Secondary products | | 3446-Z89 | 12/88 | 95.8 | 95.8 | 95.8 | 0 | 0 |
| Secondary products | | 3446-S | 12/83 | 134.5 | 135.3 | 135.2 | 1.3 | -1 |
| Prefabricated metal buildings | | | | | | | | |
| Primary products | 3448 | | 12/81 | 141.5 | 141.4 | 141.6 | -.8 | .1 |
| Prefabricated metal building systems (excluding farm service bldgs. & residential buildings) | | 3448-P | 12/81 | 140.4 | 140.4 | 140.5 | -.8 | .1 |
| Other prefabricated and portable metal buildings and parts | | 3448-1 | 12/81 | 136.8 | 136.7 | 136.8 | -1.2 | .1 |
| Other prefabricated metal buildings | | 3448-2 | 12/81 | 147.4 | 147.3 | 147.4 | .1 | .1 |
| Panels, parts, or sections for prefab. bldgs., not sold as a complete unit, steel & aluminum | | 3448-224 | 12/97 | 101.2 | 101.3 | 101.3 | .3 | 0 |
| Secondary products and miscellaneous receipts | | 3448-254 | 12/81 | 134.6 | 134.3 | 134.7 | -.2 | .3 |
| Miscellaneous receipts | | 3448-SM | | | | | | |
| Secondary products | | 3448-M | 12/81 | 124.9 | 124.9 | 124.9 | .2 | 0 |
| Secondary products | | 3448-S | 12/81 | 173.1 | 172.9 | 174.9 | -.2 | 1.2 |
| Miscellaneous metal work | | | | | | | | |
| Primary products | 3449 | | 12/84 | 128.1 | 128.1 | 128.2 | -.9 | .1 |
| Bar joists and fabricated concrete reinforcing bars | | 3449-P | 12/84 | 127.2 | 127.7 | 127.5 | -1.2 | -.2 |
| Short span open-web joists | | 3449-4 | 12/84 | 117.5 | 117.4 | 117.8 | -1.1 | .3 |
| All long span joists | | 3449-443 | 11/86 | 140.9 | 140.8 | 141.6 | .6 | .6 |
| Fabricated concrete reinforcing bars | | 3449-447 | 09/86 | 110.5 | 110.5 | 111.0 | 1.2 | .5 |
| Other miscellaneous metal building materials and curtain wall | | 3449-452 | 12/84 | 117.2 | 117.2 | 117.3 | -2.8 | -.1 |
| Expanded metal lath | | 3449-5 | 12/84 | 102.5 | 102.5 | 102.5 | .1 | 0 |
| Metal plaster base accessories, including corner beads, screeds, grounds, etc. | | 3449-511 | 12/84 | 94.4 | (³) | 94.4 | 0 | (³) |
| Custom roll form products | | 3449-532 | 12/84 | 97.5 | (³) | (³) | (³) | (³) |
| Carbon steel | | 3449-6 | 06/90 | 134.9 | 135.8 | 135.3 | -1.2 | -.4 |
| Other steel | | 3449-611 | 06/90 | 145.7 | 146.8 | 146.2 | -.8 | -.4 |
| Secondary products and miscellaneous receipts | | 3449-614 | 06/90 | 125.9 | 125.8 | 125.8 | -.5 | 0 |
| Secondary products | | 3449-SM | | | | | | |
| Screw machine products, and bolts, nuts, screws, rivets, and washers | | | | | | | | |
| Primary products | 345 | | 12/84 | 121.6 | 121.5 | 122.1 | -.4 | .5 |
| Screw machine products | | | | | | | | |
| Primary products | 3451 | | 12/83 | 126.9 | 126.9 | 128.3 | -.2 | 1.1 |
| Automotive screw machine products | | 3451-P | 12/83 | 130.6 | 130.6 | 130.6 | -.7 | 0 |
| Other screw machine products | | 3451-1 | 12/83 | 127.5 | 127.1 | 127.1 | -.5 | 0 |
| Aircraft | | 3451-2 | 12/83 | 132.3 | 132.5 | 132.5 | -.7 | 0 |
| Household appliances, including radio and television | | 3451-222 | 12/83 | 124.7 | 124.7 | 126.1 | 0 | 1.1 |
| Electric and electronic equipment, except household appliances | | 3451-242 | 12/83 | 155.9 | 155.9 | 155.9 | -.1 | 0 |
| Machinery | | 3451-252 | 12/88 | 118.4 | 118.4 | 118.4 | -3.3 | 0 |
| All other end uses, including ordnance | | 3451-262 | 12/83 | 114.5 | 114.6 | 114.6 | .1 | 0 |
| Miscellaneous receipts | | 3451-298 | 12/83 | 129.5 | 129.9 | 129.4 | -.5 | -.4 |
| Secondary products | | 3451-SM | | | | | | |
| Miscellaneous receipts | | 3451-M | 12/88 | 60.2 | 60.2 | 65.8 | -11.7 | 9.3 |
| Secondary products | | 3451-S | 12/83 | 123.6 | 123.8 | 143.8 | 17.2 | 16.2 |
| Bolts, nuts, screws, rivets, and washers | | | | | | | | |
| Primary products | 3452 | | 06/82 | 126.4 | 126.3 | 126.4 | -.6 | .1 |
| Externally threaded fasteners, except aircraft | | 3452-P | 06/82 | 127.3 | 127.3 | 127.3 | -.7 | 0 |
| Hex bolts, including heavy, tap, and joint | | 3452-4 | 06/82 | 115.0 | 115.0 | 115.0 | -1.2 | 0 |
| Square and round bolts and plow numbers 3, 4, 6, 7, and track | | 3452-412 | 06/82 | 102.2 | 102.1 | 102.1 | -.3 | 0 |
| High-strength structural and bent bolts | | 3452-413 | 06/82 | 118.9 | 118.9 | 118.9 | .3 | 0 |
| Studs | | 3452-416 | 06/82 | 129.7 | 129.7 | 129.7 | -.1 | 0 |
| Flanged, self-locking, set, lag, and wood screws | | 3452-421 | 06/82 | 111.6 | 111.6 | 112.0 | -.7 | .4 |
| Cap screws | | 3452-433 | 12/87 | 103.4 | 103.4 | 103.4 | -.5 | 0 |
| Machine screws | | 3452-436 | 12/87 | 134.4 | 134.4 | 134.4 | 0 | 0 |
| Thread-forming tapping screws | | 3452-437 | 06/82 | 101.2 | 101.2 | 101.2 | -2.1 | 0 |
| Thread-cutting, self-drilling, and thread-rolling screws | | 3452-441 | 06/82 | 119.3 | 119.3 | 119.3 | -.3 | 0 |
| Other externally threaded fasteners, except aircraft | | 3452-442 | 06/82 | 98.8 | 98.8 | 98.8 | 0 | 0 |
| Internally threaded fasteners, except aircraft | | 3452-469 | 06/82 | 116.5 | 116.5 | 116.5 | .3 | 0 |
| Square, sheet metal, weld, wing, and cage nuts | | 3452-5 | 06/82 | 100.1 | 100.1 | 100.1 | -.1 | 0 |
| Hex nuts | | 3452-501 | 06/82 | 124.9 | 124.9 | 124.9 | .2 | 0 |
| Locknuts: prevailing torque and free spinning | | 3452-502 | 06/82 | 92.4 | 92.4 | 92.4 | -.3 | 0 |
| Other internally threaded fasteners, including all nonmetallic | | 3452-511 | 06/82 | 121.6 | 121.6 | 121.2 | -1.9 | -.3 |
| Nonthreaded fasteners, except aircraft | | 3452-539 | 06/82 | 119.0 | 119.0 | 119.0 | .3 | 0 |
| Solid rivets, all sizes | | 3452-6 | 06/82 | 120.0 | 120.1 | 120.1 | -.2 | 0 |
| Pins, machine type | | 3452-601 | 06/82 | 105.2 | 105.2 | 105.2 | 0 | 0 |
| Pins, machine type | | 3452-621 | 06/82 | 139.1 | 139.5 | 139.5 | .3 | 0 |

See footnotes at end of table.

Table 5. Producer price indexes for the net output of selected industries and their products, not seasonally adjusted—Continued

| Industry and product ¹ | Industry code | Product code | Index base | Index | | | Percent change to Sep. 1999 from — | |
|--|---------------|--------------|------------|-----------------------|------------------------|------------------------|------------------------------------|------------------|
| | | | | May 1999 ² | Aug. 1999 ² | Sep. 1999 ² | Sep. 1999 | Aug. 1999 |
| Bolts, nuts, screws, rivets, and washers—Continued | | | | | | | | |
| Washers, all types | | 3452-631 | 06/82 | 108.7 | 108.7 | 108.7 | -1.9 | 0 |
| Other nonthreaded fasteners, including all nonmetallic | | 3452-649 | 06/82 | 127.4 | 127.4 | 127.4 | .6 | 0 |
| Aircraft/aerospace fasteners | | 3452-7 | 06/82 | 192.0 | 192.1 | 192.3 | -1.3 | .1 |
| Bolts, all KSI tensile | | 3452-701 | 06/82 | 166.3 | 166.3 | 166.3 | -2.6 | 0 |
| Screws, all types, and studs, all types | | 3452-712 | 12/87 | 200.6 | 185.4 | 189.4 | -5.6 | 2.2 |
| Nuts, all types | | 3452-731 | 06/82 | 233.7 | 240.6 | 240.6 | 3.0 | 0 |
| Other formed fasteners | | 3452-8 | 06/82 | 131.6 | 131.6 | 131.6 | 1.5 | 0 |
| Automotive | | 3452-811 | 12/93 | 99.4 | 99.4 | 99.4 | 0 | 0 |
| Secondary products and miscellaneous receipts | | 3452-SM | | | | | | |
| Miscellaneous receipts | | 3452-M | 06/82 | 117.4 | 117.4 | 117.4 | 0 | 0 |
| Secondary products | | 3452-S | 06/82 | 119.8 | 119.0 | 119.0 | -1.2 | 0 |
| Metal forgings and stampings | 346 | | 12/84 | 112.9 | 113.1 | 113.0 | -7 | -1 |
| Iron and steel forgings | 3462 | | 12/83 | 115.6 | 115.9 | 115.7 | -1.4 | -2 |
| Primary products | | 3462-P | 12/83 | 117.8 | 118.0 | 117.9 | -1.2 | -1 |
| Hot impression die impact, press and upset ferrous forgings | | 3462-5 | 12/83 | 120.3 | 120.2 | 120.0 | -9 | -2 |
| Carbon steel | | 3462-511 | 12/83 | 126.4 | 126.3 | 126.3 | .5 | 0 |
| Alloy steel, except stainless and high-temperature | | 3462-513 | 12/83 | 113.0 | 113.0 | 113.0 | -1.1 | 0 |
| Stainless steel | | 3462-515 | 12/83 | 125.5 | 124.2 | 122.1 | -3.2 | -1.7 |
| Seamless rolled-ring ferrous forgings | | 3462-7 | 12/83 | 125.2 | 125.2 | 125.9 | 1.0 | .6 |
| Open die or smith (hammer or press) ferrous forgings | | 3462-8 | 12/83 | 103.2 | 105.2 | 105.1 | -3.8 | -1 |
| Secondary products and miscellaneous receipts | | 3462-SM | | | | | | |
| Secondary products | | 3462-S | 12/83 | 93.4 | 93.9 | 91.1 | -5.1 | -3.0 |
| Nonferrous forgings | 3463 | | 12/83 | 147.4 | 147.8 | 148.0 | 1.2 | .1 |
| Primary products | | 3463-P | 12/83 | 156.0 | 156.5 | 156.8 | 1.9 | .2 |
| Other nonferrous forgings, inc. cold impression die impact and seamless rolled | | 3463-1 | 06/98 | 99.5 | (³) | 99.5 | (³) | (³) |
| Hot impression die impact, press and upset nonferrous forgings | | 3463-5 | 12/83 | 158.4 | 158.9 | 159.3 | 2.3 | .3 |
| Aluminum and aluminum alloy | | 3463-521 | 12/83 | 187.1 | 186.8 | 188.3 | 4.0 | .8 |
| Titanium and titanium alloy | | 3463-523 | 12/83 | 119.8 | (³) | 119.8 | 1.7 | (³) |
| Other nonferrous hot impression die forgings | | 3463-527 | 06/98 | 96.4 | 98.5 | 97.2 | -2.0 | -1.3 |
| Secondary products and miscellaneous receipts | | 3463-SM | | | | | | |
| Secondary products | | 3463-S | 12/83 | 109.6 | 109.6 | 109.6 | -3.8 | 0 |
| Automotive stampings | 3465 | | 12/82 | 110.3 | 110.5 | 110.4 | -1.2 | -1 |
| Primary products | | 3465-P | 12/82 | 109.9 | 110.1 | 110.0 | -4 | -1 |
| Original equipment automotive stampings | | 3465-1 | 12/82 | 108.2 | 108.3 | 108.2 | -5 | -1 |
| Body panels | | 3465-101 | 12/82 | 103.3 | 103.3 | 103.3 | -3 | 0 |
| Chassis parts and other original equipment automotive stampings | | 3465-102 | 12/82 | 117.0 | 117.0 | 116.6 | -1.1 | -3 |
| Replacement part automotive stampings | | 3465-3 | 12/82 | 125.0 | 126.4 | 126.4 | 1.1 | 0 |
| Secondary products and miscellaneous receipts | | 3465-SM | | | | | | |
| Secondary products | | 3465-S | 12/82 | 128.0 | 127.2 | 127.2 | -2.2 | 0 |
| Metal crowns and closures | 3466 | | 12/83 | 137.5 | 137.5 | 137.5 | .2 | 0 |
| Primary products | | 3466-P | 12/83 | 136.9 | 136.9 | 136.9 | .1 | 0 |
| Metal commercial closures | | 3466-1 | 12/83 | 144.8 | 144.8 | 144.8 | 0 | 0 |
| Screw-on, thread or lug type | | 3466-103 | 12/83 | 141.7 | (³) | (³) | (³) | (³) |
| Tin mill | | 3466-10331 | 12/83 | 141.7 | (³) | (³) | (³) | (³) |
| All other metal commercial closures | | 3466-189 | 06/92 | 103.5 | (³) | (³) | (³) | (³) |
| Metal stampings, n.e.c. | 3469 | | 06/84 | 128.6 | 128.8 | 128.7 | 0 | -1 |
| Primary products | | 3469-P | 06/84 | 127.8 | 128.0 | 127.8 | -2 | -2 |
| Job stampings, except automotive | | 3469-2 | 06/84 | 125.2 | 125.1 | 125.0 | -1.4 | -1 |
| Stamped and spun utensils, cooking and kitchen, aluminum | | 3469-4 | 06/84 | 148.8 | 148.8 | 148.8 | 0 | 0 |
| Stamped and spun utensils, cooking and kitchen, except aluminum | | 3469-5 | 06/84 | 143.0 | 145.5 | 144.8 | 2.2 | -5 |
| Other stamped and pressed metal end products | | 3469-9 | 06/84 | 124.9 | 125.5 | 125.1 | 2.2 | -3 |
| Secondary products and miscellaneous receipts | | 3469-SM | | | | | | |
| Miscellaneous receipts | | 3469-M | 12/87 | 119.7 | 119.7 | 119.7 | 4.3 | 0 |
| Secondary products | | 3469-S | 06/84 | 133.4 | 133.3 | 133.4 | -1 | .1 |
| Coating, engraving, and allied services | 347 | | 12/84 | 132.1 | 131.9 | 132.1 | 2.7 | .2 |
| Metal plating and polishing | 3471 | | 12/84 | 145.3 | 145.1 | 145.2 | 5.4 | .1 |
| Primary products | | 3471-P | 12/84 | 146.6 | 146.2 | 146.3 | 5.6 | .1 |
| Metal plating and polishing | | 3471-1 | 12/84 | 146.6 | 146.2 | 146.3 | 5.6 | .1 |
| Secondary products and miscellaneous receipts | | 3471-SM | | | | | | |
| Miscellaneous receipts | | 3471-M | 12/89 | 122.3 | 122.3 | 122.3 | 5.2 | 0 |
| Contract work and other miscellaneous receipts | | 3471-XY9 | 06/97 | 106.3 | 106.3 | 106.3 | .7 | 0 |
| Secondary products | | 3471-S | 12/84 | 129.6 | 131.8 | 131.7 | 1.2 | -1 |
| Metal coating and allied services | 3479 | | 12/84 | 118.9 | 118.7 | 118.9 | .1 | .2 |
| Primary products | | 3479-P | 12/84 | 119.7 | 119.5 | 119.7 | .3 | .2 |
| Etching, engraving, coating and allied services | | 3479-1 | 12/84 | 119.7 | 119.5 | 119.7 | .3 | .2 |
| Etching and engraving, incl. etching and engraving nameplates | | 3479-11 | 06/97 | 100.6 | 100.9 | 100.9 | .3 | 0 |
| Metal coating | | 3479-12 | 06/97 | 99.9 | 99.7 | 99.9 | .2 | .2 |
| Galvanizing and other hot dip coatings | | 3479-121 | 12/84 | 119.7 | 119.2 | 119.7 | .3 | .4 |

See footnotes at end of table.

Table 5. Producer price indexes for the net output of selected industries and their products, not seasonally adjusted
—Continued

| Industry and product ¹ | Industry code | Product code | Index base | Index | | | Percent change to Sep. 1999 from — | |
|--|---------------|--------------|------------|-----------------------|------------------------|------------------------|------------------------------------|------------------|
| | | | | May 1999 ² | Aug. 1999 ² | Sep. 1999 ² | Sep. 1998 | Aug. 1999 |
| Metal coating and allied services—Continued | | | | | | | | |
| Organic coatings, enamels and lacquers, incl. alkyds, plastics, etc. | | 3479-122 | 12/84 | 114.0 | 113.9 | 113.9 | 0.1 | 0 |
| Liquid spray coating, incl. electrostatic coating | | 3479-12212 | 12/84 | 126.9 | 126.9 | 126.9 | 1.5 | 0 |
| Powder coating, incl. electrostatic and fluidized bed | | 3479-12213 | 06/97 | 100.0 | 99.8 | 99.8 | .4 | 0 |
| All other organic coatings, incl. curtain coating and wash coating | | 3479-12214 | 12/84 | 108.6 | 108.6 | 108.6 | -1.1 | 0 |
| Inorganic coatings, incl. porcelain coatings | | 3479-123 | 06/97 | 99.8 | 99.8 | 99.8 | .1 | 0 |
| Secondary products and miscellaneous receipts | | 3479-SM | | | | | | |
| Miscellaneous receipts | | 3479-M | 12/89 | 113.7 | 112.8 | 112.8 | -3.8 | 0 |
| Secondary products | | 3479-S | 12/84 | 110.7 | 110.8 | 113.3 | 2.3 | 2.3 |
| Ordnance and accessories, except vehicles and guided missiles | 348 | | 06/85 | 132.9 | 133.2 | 133.5 | 1.8 | .2 |
| Small arms ammunition, 30mm and under | 3482 | | 06/85 | 119.7 | 119.2 | 119.2 | -1.2 | 0 |
| Primary products | | 3482-P | 06/85 | 128.4 | 128.4 | 128.4 | .4 | 0 |
| Cartridges for small firearms (rifles and sidearms) | | 3482-1 | 06/85 | 112.7 | 112.7 | 112.7 | .6 | 0 |
| Centerfire/rifle | | 3482-113 | 06/85 | 120.9 | ([?]) | ([?]) | ([?]) | ([?]) |
| Centerfire pistols, including cartridges | | 3482-114 | 06/85 | 134.2 | 134.2 | 134.2 | 2.7 | 0 |
| Shotgun shells | | 3482-2 | 06/85 | 129.7 | ([?]) | ([?]) | ([?]) | ([?]) |
| Ammunition components | | 3482-3 | 06/85 | 139.6 | 139.6 | 139.6 | .8 | 0 |
| Wads, shot cases (primed or unprimed), bullets, bullet jackets and cases | | 3482-369 | 06/85 | 140.1 | 140.1 | 140.1 | .9 | 0 |
| Ammunition, except for small arms | 3483 | | 12/85 | 125.5 | 125.5 | 125.9 | .4 | .3 |
| Primary products | | 3483-P | 12/85 | 120.9 | 120.9 | 120.9 | -.1 | 0 |
| Artillery ammunition and component parts, over 30mm (or 1.18 inches) .. | | 3483-1 | 12/85 | 141.5 | 141.5 | 141.5 | -6 | 0 |
| Artillery component parts | | 3483-171 | 12/85 | 133.3 | 133.3 | 133.3 | 0 | 0 |
| Fuses | | 3483-17114 | 12/85 | 144.6 | 144.6 | 144.6 | 0 | 0 |
| Ammunition, except for small arms, n.e.c. | | 3483-3 | 12/85 | 100.2 | 100.2 | 100.2 | .5 | 0 |
| Bombs | | 3483-311 | 12/85 | 82.3 | ([?]) | 82.3 | -7 | ([?]) |
| Secondary products and miscellaneous receipts | | 3483-SM | | | | | | |
| Secondary products | | 3483-S | 12/85 | 133.5 | ([?]) | 134.5 | 1.1 | ([?]) |
| Small arms, 30 mm and under | 3484 | | 06/85 | 155.2 | 157.0 | 157.6 | 3.8 | .4 |
| Primary products | | 3484-P | 06/85 | 153.6 | 155.6 | 156.3 | 3.0 | .4 |
| Pistols and revolvers | | 3484-2 | 06/85 | 141.9 | 145.5 | 145.5 | 3.0 | 0 |
| Centerfire pistols and revolvers | | 3484-201 | 06/85 | 141.3 | 145.7 | 145.7 | 3.3 | 0 |
| Rifles | | 3484-3 | 06/85 | 161.0 | 162.5 | 165.4 | 4.8 | 1.8 |
| Centerfire rifles | | 3484-301 | 06/85 | 156.7 | 157.9 | 161.1 | 5.2 | 2.0 |
| Bolt repeater centerfire rifles | | 3484-30122 | 08/85 | 149.2 | 152.5 | 153.8 | 4.6 | .9 |
| Shotguns | | 3484-4 | 06/85 | 155.2 | 159.7 | 159.7 | 6.3 | 0 |
| Repeating shotguns | | 3484-401 | 06/85 | 157.3 | 162.2 | 162.2 | 6.8 | 0 |
| Other small arms | | 3484-5 | 06/85 | 125.5 | ([?]) | 125.5 | 1.4 | ([?]) |
| Parts and attachments for small arms | | 3484-6 | 06/85 | 146.6 | 146.6 | 146.6 | 1.2 | 0 |
| Small arms shipped to U.S. military | | 3484-7 | 06/92 | 106.3 | 106.3 | 106.3 | .1 | 0 |
| Secondary products and miscellaneous receipts | | 3484-SM | | | | | | |
| Secondary products | | 3484-S | 06/85 | 119.6 | ([?]) | 119.6 | -1.2 | ([?]) |
| Ordnance and accessories N.E.C. | 3489 | | 12/85 | 120.3 | 120.8 | 120.8 | 5.1 | 0 |
| Primary products | | 3489-P | 12/85 | 151.1 | 152.6 | 152.6 | 10.3 | 0 |
| Secondary products and miscellaneous receipts | | 3489-SM | | | | | | |
| Secondary products | | 3489-S | 12/85 | 122.4 | 122.4 | 122.4 | 1.8 | 0 |
| Miscellaneous fabricated metal products | 349 | | 12/84 | 140.0 | 140.1 | 140.4 | .6 | .2 |
| Industrial valves | 3491 | | 06/91 | 122.4 | 122.7 | 122.4 | 2.1 | -.2 |
| Primary products | | 3491-P | 06/91 | 124.5 | 124.8 | 124.5 | 2.3 | -.2 |
| Gates, globes, angles, straightway (y-type) checks, stop and check, cross, etc. | | 3491-1 | 06/91 | 140.5 | 140.2 | 140.3 | 7.1 | .1 |
| Valves for water works and municipal equipment (ibbw, awwa, and ul) ... | | 3491-2 | 06/91 | 127.8 | 127.8 | 127.8 | 4.4 | 0 |
| Ball valves (all metals, pressures, and types) | | 3491-3 | 06/91 | 118.6 | 118.6 | 118.6 | -.8 | 0 |
| Butterfly valves (all metals, pressures, and types) | | 3491-4 | 06/91 | 116.4 | 119.8 | 115.9 | 4.6 | -3.3 |
| Plug valves (all metals, pressures, and types) | | 3491-5 | 12/82 | 136.7 | 136.9 | 136.9 | .9 | 0 |
| Industrial valves, n.e.c. | | 3491-6 | 06/91 | 123.9 | 124.8 | 124.1 | .6 | -.6 |
| Nuclear valves (n-stamp only) | | 3491-7 | 12/98 | 96.3 | ([?]) | ([?]) | ([?]) | ([?]) |
| Automatic valves (regulating and control type) and parts (except nuclear) | | 3491-8 | 12/82 | 162.6 | 162.6 | 162.6 | .3 | 0 |
| Solenoid-operated valves and parts, except nuclear and fluid power transfer | | 3491-9 | 12/82 | 163.1 | 163.7 | 163.7 | 1.7 | 0 |
| Secondary products and miscellaneous receipts | | 3491-SM | | | | | | |
| Miscellaneous receipts | | 3491-M | 06/91 | 112.5 | 112.5 | 112.5 | ([?]) | 0 |
| Secondary products | | 3491-S | 06/91 | 113.0 | 113.5 | 113.5 | 1.2 | 0 |
| Fluid power valves and hose fittings | 3492 | | 06/91 | 125.4 | 125.5 | 125.7 | 1.7 | .2 |
| Primary products | | 3492-P | 06/91 | 124.2 | 124.3 | 124.5 | 1.8 | .2 |
| Aerospace-type hydraulic fluid power valves | | 3492-A | 06/91 | 108.2 | 108.2 | 108.2 | 1.3 | 0 |
| Nonaerospace-type hydraulic directional control valves | | 3492-C | 06/91 | 121.6 | 119.1 | 121.6 | ([?]) | 2.1 |
| Manual types | | 3492-C11 | 06/91 | 121.9 | 117.6 | 121.9 | ([?]) | 3.7 |

See footnotes at end of table.

Table 5. Producer price indexes for the net output of selected industries and their products, not seasonally adjusted
—Continued

| Industry and product ¹ | Industry code | Product code | Index base | Index | | | Percent change to Sep. 1999 from — | |
|--|---------------|--------------|------------|-----------------------|------------------------|------------------------|------------------------------------|------------------|
| | | | | May 1999 ² | Aug. 1999 ² | Sep. 1999 ² | Sep. 1998 | Aug. 1999 |
| Fluid power valves and hose fittings—Continued | | | | | | | | |
| All other, including solenoid types | | 3492-C12 | 06/91 | 119.0 | 119.0 | 118.9 | (⁹) | -0.1 |
| Nonaerospace-type hydraulic valves, except directional control | | 3492-D | 12/98 | 100.6 | 100.6 | 100.6 | (⁹) | 0 |
| Cartridge valves | | 3492-D11 | 12/98 | 100.0 | 100.0 | 100.0 | (⁹) | 0 |
| All other, including electrohydraulic | | 3492-D12 | 12/98 | 100.8 | 100.8 | 100.8 | (⁹) | 0 |
| Nonaerospace-type pneumatic directional control valves | | 3492-E | 06/91 | 122.2 | 123.4 | 123.1 | 1.7 | -2 |
| Solenoid types | | 3492-E11 | 06/91 | 124.6 | 126.5 | 126.1 | 2.0 | -3 |
| All other, including mechanical and remote pilot | | 3492-E12 | 12/98 | 101.2 | 101.2 | 101.2 | (⁹) | 0 |
| Parts for fluid power valves | | 3492-G | 06/91 | 123.3 | 123.3 | 123.5 | 2.2 | .2 |
| Aerospace-type hydraulic and pneumatic hose or tube end fittings and assemblies | | 3492-H | 06/91 | 160.1 | (⁹) | (⁹) | (⁹) | (⁹) |
| Nonaerospace-type flared (metal) fittings, couplings for, and assemblies of tubi | | 3492-J | 06/91 | 111.9 | 112.1 | 112.1 | (⁹) | 0 |
| Nonaerospace-type flareless fittings and couplings (incl. nonmetal fittings) use | | 3492-K | 06/91 | 113.9 | 114.1 | 114.1 | .2 | 0 |
| Nonaerospace-type hydraulic and pneumatic assemblies of hose | | 3492-N | 12/98 | 100.9 | 101.1 | 101.1 | (⁹) | 0 |
| Nonaerospace type hydraulic and pneumatic fittings and couplings for hose | | 3492-O | 06/91 | 129.4 | 129.4 | 129.4 | 1.3 | 0 |
| Secondary products and miscellaneous receipts | | 3492-SM | | | | | | |
| Miscellaneous receipts | | 3492-M | 12/98 | 101.4 | 102.0 | 102.0 | (⁹) | 0 |
| Resales | | 3492-Z89 | 12/98 | 101.4 | 102.0 | 102.0 | (⁹) | 0 |
| Secondary products | | 3492-S | 06/91 | 132.7 | 132.7 | 132.7 | 1.1 | 0 |
| Steel springs, except wire | 3493 | | 06/81 | 117.9 | 118.1 | 118.1 | -.4 | .0 |
| Primary products | | 3493-P | 06/81 | 117.6 | 117.7 | 117.7 | -.7 | 0 |
| Hot formed springs | | 3493-1 | 06/81 | 119.4 | 119.6 | 119.6 | .3 | 0 |
| Hot formed coil springs | | 3493-121 | 06/81 | 127.4 | 128.5 | 128.5 | .9 | 0 |
| Original equipment coil springs for cars, buses, and trucks | | 3493-12106 | 10/82 | 108.0 | 108.0 | 108.0 | 0 | 0 |
| Locomotive, railroad car, and other helical springs | | 3493-12116 | 06/81 | 128.8 | 127.0 | 127.0 | -1.4 | 0 |
| Hot formed leaf springs | | 3493-131 | 06/81 | 113.4 | 113.2 | 113.2 | .4 | 0 |
| Replacement leaf springs (including exports) for cars, buses, and trucks | | 3493-13151 | 06/81 | 120.0 | 119.3 | 119.3 | .9 | 0 |
| Cold formed springs | | 3493-2 | 06/81 | 114.6 | 114.6 | 114.6 | -2.7 | 0 |
| Cold formed flat springs made of sheet and strip | | 3493-271 | 06/81 | 116.6 | 116.6 | 116.6 | .1 | 0 |
| Secondary products and miscellaneous receipts | | 3493-SM | | | | | | |
| Secondary products | | 3493-S | 06/81 | 126.2 | 126.0 | 126.0 | .6 | 0 |
| Secondary products, other than wire springs | | 3493-SS | 06/95 | 105.2 | 104.6 | 104.6 | 2.2 | 0 |
| Valves and pipe fittings, n.e.c. | 3494 | | 12/82 | 154.9 | 155.5 | 155.3 | 1.3 | -.1 |
| Primary products | | 3494-P | 12/82 | 158.1 | 158.9 | 158.7 | 1.5 | -.1 |
| Plumbing and heating valves and specialties, except plumbers' brass goods | | 3494-4 | 12/82 | 145.3 | 145.3 | 146.5 | 1.2 | .8 |
| Metal fittings, flanges and unions for piping systems | | 3494-7 | 12/82 | 196.6 | 197.8 | 197.0 | 1.7 | -.4 |
| Fittings, flanges, and unions, butt-welded and socket welded or threaded types | | 3494-734 | 06/91 | 99.1 | 101.2 | 99.7 | -2.3 | -1.5 |
| All other metal fittings, flanges, and unions for piping systems | | 3494-798 | 12/82 | 102.0 | 102.0 | 102.0 | -10.4 | 0 |
| Secondary products and miscellaneous receipts | | 3494-SM | | | | | | |
| Secondary products | | 3494-S | 12/82 | 165.8 | 165.8 | 165.8 | .7 | 0 |
| Wire springs | 3495 | | 12/82 | 122.9 | 122.7 | 123.0 | 0 | .2 |
| Primary products | | 3495-P | 12/82 | 123.3 | 123.2 | 123.2 | -.2 | 0 |
| Precision mechanical springs | | 3495-2 | 12/82 | 131.5 | 131.5 | 131.5 | .2 | 0 |
| Compression type, shipments to O.E.M. | | 3495-212 | 12/82 | 129.2 | 129.2 | 129.2 | .4 | 0 |
| Automotive | | 3495-21211 | 12/82 | 111.0 | 111.0 | 111.0 | -.7 | 0 |
| Consumer goods | | 3495-21217 | 12/82 | 115.4 | 115.4 | 115.4 | 0 | 0 |
| Extension type | | 3495-215 | 12/82 | 139.5 | 139.5 | 139.5 | .4 | 0 |
| Torsion type | | 3495-217 | 12/82 | 127.4 | 127.4 | 127.4 | 0 | 0 |
| Other wire springs | | 3495-3 | 12/82 | 117.6 | 117.3 | 117.3 | -.8 | 0 |
| Other upholstery and furniture springs | | 3495-319 | 12/82 | 126.2 | 126.2 | 126.2 | .5 | 0 |
| Other wire springs | | 3495-398 | 12/82 | 114.8 | 114.1 | 114.1 | -.6 | 0 |
| Secondary products and miscellaneous receipts | | 3495-SM | | | | | | |
| Secondary products | | 3495-S | 12/82 | 116.9 | 116.9 | 119.8 | 2.7 | 2.5 |
| Steel springs, except wire | | 3493-S | 06/95 | 102.6 | 102.6 | 108.0 | 5.3 | 5.3 |
| Secondary products, other than steel springs | | 3495-SS | 06/95 | 100.4 | 100.4 | 100.4 | .6 | 0 |
| Miscellaneous fabricated wire products | 3496 | | 12/82 | 132.7 | 133.0 | 134.1 | 1.0 | .8 |
| Primary products | | 3496-P | 12/82 | 130.2 | 130.4 | 131.6 | 1.1 | .9 |
| Noninsulated ferrous wire rope, cable and strand | | 3496-1 | 12/82 | 138.9 | 139.0 | 139.7 | .9 | .5 |
| Ferrous wire cloth and other ferrous woven wire products | | 3496-4 | 12/82 | 127.6 | 125.5 | 125.6 | -4.6 | .1 |
| Nonferrous wire cloth and other nonferrous woven wire products | | 3496-5 | 12/82 | 87.8 | 89.0 | 88.1 | -.5 | -1.0 |
| Steel fencing and fence gates | | 3496-6 | 12/82 | 127.5 | 125.2 | 132.5 | 6.2 | 5.8 |
| Other ferrous fabricated wire products | | 3496-8 | 12/82 | 133.1 | 133.7 | 134.8 | 1.3 | .8 |
| Wire racks | | 3496-885 | 12/82 | 135.0 | 135.1 | 134.6 | 1.4 | -.4 |
| Other ferrous wire products | | 3496-898 | 12/82 | 122.0 | 122.6 | 123.8 | 1.2 | 1.0 |
| Secondary products and miscellaneous receipts | | 3496-SM | | | | | | |
| Miscellaneous receipts | | 3496-M | 12/82 | 148.6 | 149.0 | 149.0 | .8 | 0 |
| Contract work and other miscellaneous receipts | | 3496-XY9 | 06/98 | 98.5 | 98.5 | 98.5 | -1.2 | 0 |
| Resales | | 3496-Z89 | 12/82 | 149.1 | 149.7 | 149.6 | 1.1 | -.1 |
| Secondary products | | 3496-S | 12/82 | 153.8 | 154.5 | 154.3 | .2 | -.1 |

See footnotes at end of table.

Table 5. Producer price indexes for the net output of selected industries and their products, not seasonally adjusted
—Continued

| Industry and product ¹ | Industry code | Product code | Index base | Index | | | Percent change to Sep. 1999 from — | |
|---|---------------|--------------|------------|-----------------------|------------------------|------------------------|------------------------------------|------------------|
| | | | | May 1999 ² | Aug. 1999 ² | Sep. 1999 ² | Sep. 1998 | Aug. 1999 |
| Metal foil and leaf | 3497 | | 12/84 | 122.7 | 123.8 | 123.4 | -1.3 | -0.3 |
| Primary products | | 3497-P | 12/84 | 112.4 | 113.5 | 112.9 | -2.6 | -5 |
| Converted unmounted aluminum foil packaging products (not laminated to other materials) | | 3497-1 | 12/90 | 86.0 | (³) | 85.9 | -7.8 | (³) |
| Laminated aluminum foil rolls and sheets for flexible packaging uses | | 3497-2 | 12/84 | 108.8 | 109.9 | 110.1 | .2 | .2 |
| Adhesive or wax laminated foil/paper combinations | | 3497-225 | 12/90 | 110.4 | 110.4 | 111.9 | .7 | 1.4 |
| Foil/film/paper combinations | | 3497-228 | 12/90 | 91.5 | 91.7 | 90.7 | -4.8 | -1.1 |
| Gift wrap (laminated) | | 3497-241 | 12/90 | 106.1 | 107.4 | 107.4 | -1.6 | 0 |
| Converted foil or leaf for nonpackaging applications | | 3497-3 | 12/84 | 130.0 | 129.4 | 129.4 | -5 | 0 |
| Secondary products and miscellaneous receipts | | 3497-SM | | | | | | |
| Secondary products | | 3497-S | 12/84 | 174.4 | (³) | 176.9 | 5.0 | (³) |
| Fabricated pipe and fabricated pipe fittings | 3498 | | 06/81 | 144.8 | 146.3 | 146.3 | -1.7 | 0 |
| Primary products | | 3498-P | 06/81 | 143.6 | 145.3 | 145.3 | -1.9 | 0 |
| Iron and steel pipe, tube, and fittings | | 3498-1 | 06/81 | 139.8 | 140.0 | 140.0 | -1.5 | 0 |
| Nonpressure pipe and tubing (heating, ventilation, air conditioning, and refrige | | 3498-10313 | 12/94 | 107.8 | 108.1 | 108.1 | .3 | .0 |
| Petrochemical and papermill | | 3498-10315 | 12/94 | 105.3 | 105.0 | 105.6 | -6.1 | .6 |
| Water/sewage treatment | | 3498-10316 | 12/94 | 101.8 | 101.8 | 101.8 | 0 | 0 |
| Other iron and steel pipe, tube, and fittings | | 3498-10318 | 12/94 | 106.1 | 105.7 | 106.2 | 4.5 | .5 |
| Nonferrous pipe, tube, and fittings | | 3498-5 | 06/81 | 177.7 | 188.2 | 188.2 | -3.5 | 0 |
| Aluminum and aluminum base alloy pipe, tube, and fittings | | 3498-501 | 06/81 | 125.7 | 125.7 | 125.7 | -2.3 | 0 |
| Copper and copper base alloy pipe, tube, and fittings | | 3498-502 | 06/81 | 189.3 | 192.9 | 192.9 | -3.6 | 0 |
| Secondary products and miscellaneous receipts | | 3498-SM | | | | | | |
| Secondary products | | 3498-S | 04/82 | 112.8 | 112.8 | 112.8 | 0 | 0 |
| Fabricated metal products, n.e.c. | 3499 | | 06/85 | 132.2 | 130.7 | 131.8 | -2 | .8 |
| Primary products | | 3499-P | 06/85 | 130.3 | 128.6 | 129.8 | .2 | .9 |
| Safes and vaults | | 3499-1 | 06/85 | 141.8 | 141.8 | (³) | (³) | (³) |
| Metal ladders | | 3499-5 | 06/85 | 128.8 | 128.8 | 128.8 | -1 | 0 |
| Powder metallurgy parts, exc. bearings, gears, tools and all cement carbide part | | 3499-6 | 12/91 | 106.7 | 105.5 | 105.6 | -5 | .1 |
| All other fabricated metal products | | 3499-8 | 06/85 | 133.4 | 131.3 | 133.0 | .3 | 1.3 |
| Secondary products and miscellaneous receipts | | 3499-SM | | | | | | |
| Miscellaneous receipts | | 3499-M | 06/85 | 158.3 | 158.5 | 158.5 | -7.4 | 0 |
| Resales | | 3499-Z89 | 06/85 | 139.5 | 139.7 | 139.7 | .3 | 0 |
| Secondary products | | 3499-S | 06/85 | 129.1 | 130.4 | 130.4 | 2.4 | 0 |
| Machinery, except electrical | 35 | | 12/84 | 117.5 | 117.2 | 117.1 | -4 | -1 |
| Engines and Turbines | 351 | | 12/84 | 135.6 | 135.8 | 135.9 | 1.3 | .1 |
| Turbines and turbine generator sets | 3511 | | 06/82 | 148.6 | 148.7 | 148.8 | 1.2 | .1 |
| Primary products | | 3511-P | 06/82 | 154.2 | 154.3 | 154.5 | 1.5 | .1 |
| Steam, gas, hydraulic, solar & wind powered turbine generator sets, turbine generators, & parts | | 3511-1 | 06/82 | 164.0 | 164.3 | 164.5 | 2.7 | .1 |
| Gas turbine generator sets | | 3511-131 | 06/82 | 151.3 | 151.8 | 152.2 | 4.7 | .3 |
| Steam, gas, hydraulic & other turbines, nonlocomotive steam engines & parts | | 3511-2 | 06/82 | 148.1 | 148.2 | 148.2 | .1 | 0 |
| Steam turbines, steam engines and parts | | 3511-21 | 06/82 | 172.9 | 172.9 | 172.9 | 0 | 0 |
| Steam turbines, including steam engines | | 3511-211 | 06/82 | 172.9 | 172.9 | 172.9 | 0 | 0 |
| Parts and accessories for steam engines & steam turbines | | 3511-212 | 06/82 | 173.2 | 173.2 | 173.2 | 0 | 0 |
| Gas turbines, except aircraft, and parts and accessories | | 3511-23 | 06/82 | 133.4 | 133.4 | 133.5 | .1 | .1 |
| Hydraulic and other turbines, parts and accessories | | 3511-26 | 06/94 | 119.2 | 119.9 | 120.6 | 3.4 | .6 |
| Hydraulic and other turbines | | 3511-261 | 06/94 | 119.2 | 119.9 | 120.6 | 3.4 | .6 |
| Internal combustion engines, n.e.c. | 3519 | | 12/82 | 138.1 | 138.3 | 138.3 | 1.2 | 0 |
| Primary products | | 3519-P | 12/82 | 138.9 | 139.0 | 139.0 | 1.4 | 0 |
| Gasoline engines, except automotive | | 3519-A | 12/95 | 102.2 | 103.1 | 103.1 | 1.2 | 0 |
| Under 11 h.p. | | 3519-111 | 12/82 | 125.9 | 127.3 | 127.3 | 1.4 | 0 |
| 11 - 60.9 h.p. | | 3519-121 | 12/82 | 131.0 | 132.5 | 132.4 | 1.3 | -1 |
| Diesel, semidiesel and dual fuel engines (except automotive) | | 3519-3 | 12/82 | 131.5 | 131.8 | 131.8 | 2.5 | 0 |
| Less than 251 h.p. | | 3519-311 | 12/95 | 108.1 | (³) | 108.1 | 5.0 | (³) |
| 251 h.p. or more | | 3519-341 | 12/95 | 103.3 | 103.6 | 103.6 | .4 | 0 |
| Diesel, semidiesel and dual fuel engines (automotive) | | 3519-4 | 12/82 | 135.2 | 134.5 | 134.7 | .7 | .1 |
| Less than 251 h.p. | | 3519-403 | 12/95 | 104.5 | 103.2 | 103.6 | -3 | .4 |
| 251 h.p. or more | | 3519-404 | 12/95 | 102.8 | 102.8 | 102.8 | 1.3 | 0 |
| Parts and accessories | | 3519-9 | 12/82 | 138.5 | 138.9 | 138.7 | 1.9 | -1 |
| Cylinder liners (sleeves) | | 3519-904 | 12/88 | 127.5 | (³) | (³) | (³) | (³) |
| Intake and exhaust manifolds | | 3519-906 | 12/95 | 104.9 | 104.9 | 104.9 | 0 | 0 |
| Other parts and accessories | | 3519-998 | 12/88 | 114.7 | 114.9 | 114.8 | -3 | -1 |
| Secondary products and miscellaneous receipts | | 3519-SM | | | | | | |
| Miscellaneous receipts | | 3519-M | 12/82 | 127.5 | 129.3 | 129.3 | 1.6 | 0 |
| Resales | | 3519-Z89 | 12/82 | 121.7 | 123.4 | 123.4 | 1.6 | 0 |
| Secondary products | | 3519-S | 12/82 | 132.1 | 132.1 | 132.6 | -2 | .4 |
| Other secondary products | | 3519-SSS | 12/82 | 156.6 | 156.6 | 156.6 | -6 | 0 |
| Motor vehicle parts and accessories | | 3714-S | 04/83 | 95.3 | 95.3 | 95.3 | -4.2 | 0 |
| Farm and garden machinery and equipment | 352 | | 12/84 | 129.3 | 129.2 | 129.2 | .8 | 0 |

See footnotes at end of table.

Table 5. Producer price indexes for the net output of selected industries and their products, not seasonally adjusted
—Continued

| Industry and product ¹ | Industry code | Product code | Index base | Index | | | Percent change to Sep. 1999 from — | |
|---|---------------|--------------|------------|-----------------------|------------------------|------------------------|------------------------------------|------------------|
| | | | | May 1999 ² | Aug. 1999 ² | Sep. 1999 ² | Sep. 1998 | Aug. 1999 |
| Farm machinery and equipment | 3523 | | 12/82 | 142.5 | 142.6 | 142.4 | 1.1 | -0.1 |
| Primary products | | 3523-P | 12/82 | 143.8 | 143.9 | 143.6 | 1.1 | -2 |
| Commercial turf and grounds mowing equipment, including parts and attachments | | 3523-A | 12/82 | 149.4 | 149.4 | 148.3 | .3 | -7 |
| Powered non-riding mowers | | 3523-A01 | 12/82 | 168.6 | (³) | 168.6 | 0 | (³) |
| Riding rotary turf mowers | | 3523-A07 | 12/82 | 143.0 | (³) | 143.0 | 0 | (³) |
| Gang rotary cutting units, reel and rotary | | 3523-A15 | 12/82 | 163.9 | 163.9 | 163.9 | 1.0 | 0 |
| Flail cutting units, riding reel type turf, and other mowing equipment | | 3523-A21 | 12/94 | 111.8 | (³) | (³) | (³) | (³) |
| Parts and attachments for commercial turf and grounds mowing equipment | | 3523-A31 | 12/82 | 131.3 | 131.3 | 127.3 | 1.3 | -3.0 |
| Commercial turf and grounds care equipment, except mowing, including parts and attachments | | 3523-B | 12/82 | 189.0 | 189.2 | 189.2 | 2.1 | .0 |
| Other commercial turf and grounds care equipment, including aerators, spikers, pluggers, etc. | | 3523-B29 | 12/82 | 205.6 | 205.6 | 205.6 | 2.3 | 0 |
| Parts and accessories for other commercial turf and grounds care equipment, except mowing | | 3523-B31 | 06/84 | 145.6 | 146.5 | 146.5 | 3.2 | 0 |
| Wheel tractors and attachments, except: contractors' type, lawn and garden, and motor tillers | | 3523-1 | 12/82 | 146.9 | 146.9 | 146.9 | 1.4 | 0 |
| Two-wheel drive farm type tractors, including front-wheel assist types | | 3523-1A | 12/82 | 152.6 | 152.6 | 152.6 | 1.5 | 0 |
| 120 to 159 pto horsepower | | 3523-123 | 12/94 | 107.3 | 107.3 | 107.3 | 1.5 | 0 |
| Four-wheel drive farm type tractors, including tractors with equal size tires, front and rear | | 3523-1B | 12/82 | 128.3 | 128.3 | 128.3 | .8 | 0 |
| Under 250 pto horsepower | | 3523-134 | 12/94 | 108.9 | 109.0 | 109.0 | .8 | 0 |
| 250 pto horsepower and over | | 3523-135 | 12/82 | 120.1 | (³) | (³) | (³) | (³) |
| Farm dairy machines, sprayers and dusters, farm elevators and farm blowers | | 3523-2 | 12/82 | 151.1 | 150.1 | 150.4 | .5 | .2 |
| Sprayers and dusters | | 3523-2B | 12/82 | 147.6 | 146.4 | 146.8 | .5 | .3 |
| Self-propelled, tractor mounted, and other power sprayers (field and row crop types) | | 3523-222 | 12/82 | 145.2 | 143.1 | 145.0 | 1.1 | 1.3 |
| Agricultural hand sprayers, dusters, foggers, mist and other sprayers | | 3523-241 | 12/94 | 106.5 | 106.1 | 105.5 | .1 | -6 |
| Planting, seeding, and fertilizing machinery | | 3523-3 | 12/82 | 138.3 | 138.7 | 138.0 | 1.0 | -5 |
| Planting and seeding machinery | | 3523-3A | 12/82 | 132.9 | 134.4 | 132.9 | 1.1 | -1.1 |
| Fertilizing machinery | | 3523-3B | 12/82 | 154.4 | 153.3 | 153.6 | 1.1 | .2 |
| Fertilizer distributors, and manure spreaders (all types) | | 3523-361 | 12/94 | 108.2 | 106.8 | 107.2 | 1.3 | .4 |
| Other planting, seeding, and fertilizing machinery, including attachments | | 3523-387 | 12/94 | 105.5 | 105.5 | 105.5 | .2 | 0 |
| Harrows, rollers, pulverizers, stalk cutters, and similar equipment | | 3523-4 | 12/82 | 141.8 | 141.9 | 141.9 | -.8 | 0 |
| Horizontal blade stalk shredders and cutters, and rotary mowers | | 3523-418 | 12/82 | 163.6 | 164.3 | 164.3 | .6 | 0 |
| Blade terracers, scrapers, land levelers, harrows, combination tillage equipment | | 3523-425 | 12/94 | 104.6 | 103.6 | (³) | (³) | (³) |
| Harvesting machinery | | 3523-5 | 12/82 | 152.1 | 152.1 | 152.1 | 2.0 | 0 |
| Field forage harvesters | | 3523-5A | 12/82 | 136.5 | 136.5 | 136.5 | 1.7 | 0 |
| Combines (harvester-threshers), except peanut combines | | 3523-511 | 12/82 | 153.8 | (³) | 153.8 | 2.3 | (³) |
| Other harvesting machinery, including attachments | | 3523-5B | 12/94 | 117.3 | 117.3 | 117.3 | 3.3 | 0 |
| Other harvesting machinery, including picker-shellers and cotton strippers | | 3523-582 | 12/82 | 137.6 | 137.6 | 137.6 | 2.0 | 0 |
| Haying machinery | | 3523-6 | 12/82 | 144.0 | 144.6 | 144.6 | .5 | 0 |
| Pull type mower conditioners and windrowers with conditioner, all types | | 3523-619 | 12/87 | 123.7 | 123.7 | 123.7 | .6 | 0 |
| Hay balers, all types | | 3523-655 | 12/82 | 149.1 | 150.2 | 150.2 | .2 | 0 |
| All other haying machinery and equipment, including attachments | | 3523-699 | 12/94 | 110.0 | 110.0 | 110.0 | .9 | 0 |
| Plows, listers, and attachments (excluding turf and grounds machinery) | | 3523-7 | 12/82 | 136.2 | 137.3 | 137.0 | 1.0 | -2 |
| Moldboard plows, middle busters, disc bedders, chisel plows, disc-chisel combinations | | 3523-701 | 12/94 | 110.3 | 111.3 | 111.0 | .8 | -3 |
| Farm machinery and equipment, n.e.c., excluding parts | | 3523-8 | 12/82 | 140.6 | 140.8 | 140.5 | 2.4 | -2 |
| Machines for preparing crops for market or use | | 3523-8B | 12/82 | 147.8 | 147.8 | 148.3 | 3.9 | .3 |
| Feed grinders, feed mixers, and burr mills | | 3523-826 | 12/82 | 134.4 | (³) | (³) | (³) | (³) |
| Tobacco curers, crop drying fans, heated air crop driers and units | | 3523-829 | 12/94 | 109.3 | (³) | 109.3 | 1.5 | 0 |
| Other machines for preparing crops for market or for use | | 3523-839 | 12/82 | 165.9 | 165.9 | 166.9 | 8.1 | .6 |
| Barn and barnyard equipment | | 3523-8D | 12/82 | 133.5 | 133.5 | 133.5 | 0 | 0 |
| Other feeding equip. (including calf and cattle hopper types and electric powered bank feeders) | | 3523-889 | 12/94 | 105.6 | 105.6 | (³) | (³) | (³) |
| Other barn and barnyard equipment, including silo unloaders | | 3523-891 | 12/82 | 146.7 | 146.7 | (³) | (³) | (³) |
| All hog equipment and attachments | | 3523-8P | 12/82 | 139.8 | 139.9 | 139.9 | .1 | 0 |
| Farm wagons and other farm transportation equipment and attachments | | 3523-8W | 12/82 | 168.2 | 168.4 | 168.4 | 2.6 | 0 |
| Parts for farm machinery and equipment, excl. comm. turf and grounds equip | | 3523-9 | 12/82 | 133.0 | 133.1 | 132.9 | -.2 | -2 |
| Parts for wheel tractors | | 3523-925 | 12/94 | 102.8 | 102.8 | 102.8 | -.1 | 0 |
| Parts for machines for preparing crops for market or use | | 3523-982 | 12/82 | 151.4 | 151.4 | 151.4 | 2.3 | 0 |
| Parts for planting, seeding, and fertilizing machinery | | 3523-991 | 12/82 | 147.1 | (³) | 147.1 | -3.5 | (³) |
| Parts for harvesting machinery | | 3523-994 | 12/82 | 136.7 | 136.7 | 136.7 | 0 | 0 |
| Parts for haying machinery | | 3523-999 | 12/82 | 114.7 | 115.3 | 115.3 | .1 | 0 |
| Secondary products and miscellaneous receipts | | 3523-SM | | | | | | |
| Miscellaneous receipts | | 3523-M | 12/82 | 115.1 | 115.2 | 115.1 | -.2 | -.1 |
| Resales | | 3523-Z89 | 12/82 | 115.6 | 115.7 | 115.7 | -.2 | 0 |

See footnotes at end of table.

Table 5. Producer price indexes for the net output of selected industries and their products, not seasonally adjusted
—Continued

| Industry and product ¹ | Industry code | Product code | Index base | Index | | | Percent change to Sep. 1999 from — | |
|--|---------------|--------------|------------|-----------------------|------------------------|------------------------|------------------------------------|------------------|
| | | | | May 1999 ² | Aug. 1999 ² | Sep. 1999 ² | Sep. 1998 | Aug. 1999 |
| Farm machinery and equipment—Continued | | | | | | | | |
| Secondary products | | 3523-S | 12/82 | 128.7 | 128.7 | 128.5 | 1.3 | -0.2 |
| Other secondary products | | 3523-SSS | 12/82 | 133.7 | 133.7 | 133.7 | 2.1 | 0 |
| Construction machinery and equipment | | 3531-S | 12/82 | 116.7 | 116.7 | 116.7 | -2 | 0 |
| Lawn and garden equipment | | | | | | | | |
| 3524 | | | 12/82 | 124.6 | 124.4 | 124.6 | .1 | .2 |
| Primary products | | 3524-P | 12/82 | 127.2 | 126.8 | 127.1 | 0 | .2 |
| Consumer nonriding lawn, garden, and snow equipment | | 3524-1 | 12/82 | 118.0 | 117.3 | 117.7 | -3 | .3 |
| Lawn mowers | | 3524-11 | 12/82 | 119.9 | 119.9 | 120.4 | .8 | .4 |
| Rotary, push type, gasoline engine powered | | 3524-111 | 12/82 | 124.4 | 124.4 | 124.4 | .3 | 0 |
| Rotary, self-propelled, gasoline engine powered | | 3524-112 | 12/82 | 111.3 | 111.3 | 112.5 | 1.4 | 1.1 |
| Snow throwers (snow blowers), except attachment types | | 3524-14 | 12/82 | 123.0 | (³) | 123.0 | -2.1 | (³) |
| All powered lawn edgers/trimmers, including gasoline engine, electric, & others | | 3524-151 | 12/82 | 129.6 | (³) | (³) | (³) | (³) |
| Other consumer nonriding lawn, garden, and snow equipment | | 3524-191 | 12/82 | 119.9 | 119.9 | 121.6 | 1.4 | 1.4 |
| Parts and attachments for consumer nonriding lawn, garden, and snow equipment | | 3524-3 | 12/82 | 150.4 | 150.4 | 150.3 | -.1 | -.1 |
| Parts | | 3524-312 | 12/82 | 149.1 | 149.1 | 149.0 | -.1 | -.1 |
| Consumer riding lawn, garden, and snow equipment | | 3524-4 | 12/82 | 143.0 | 143.0 | 143.2 | .4 | .1 |
| Garden tractors | | 3524-41 | 12/82 | 160.9 | (³) | 161.4 | .3 | (³) |
| 16.0 hp and over | | 3524-417 | 12/82 | 157.7 | (³) | 158.2 | .3 | (³) |
| Lawn tractors and riding mowers | | 3524-42 | 12/82 | 135.2 | 135.2 | 135.3 | .1 | .1 |
| Rear engine lawn tractors and riding mowers | | 3524-422 | 12/82 | 142.7 | 142.7 | 142.8 | .2 | .1 |
| 8.0 hp and over | | 3524-42214 | 12/94 | 100.4 | 100.4 | 100.5 | .2 | .1 |
| Parts and attachments for consumer riding lawn, garden, and snow equipment | | 3524-5 | 12/82 | 115.0 | 115.0 | 115.3 | .3 | .3 |
| Parts | | 3524-521 | 10/83 | 82.2 | (³) | 82.2 | 0 | (³) |
| Secondary products and miscellaneous receipts | | 3524-SM | | | | | | |
| Secondary products | | 3524-S | 12/82 | 105.8 | 105.8 | 105.8 | .2 | 0 |
| Construction, mining, and materials handling machinery and equipment | | | | | | | | |
| 353 | | | 12/84 | 138.1 | 138.1 | 138.1 | 1.4 | 0 |
| Construction machinery | | | | | | | | |
| 3531 | | | 12/80 | 171.0 | 171.0 | 171.1 | 1.8 | .1 |
| Primary products | | 3531-P | 12/80 | 165.7 | 165.7 | 165.9 | 1.8 | .1 |
| Off hwy wheel tractors | | 3531-1 | | | | | | |
| Off hwy wheel tractors, including wheeled log skidders and rubber-tired dozers | | 3531-101 | 12/80 | 159.4 | 159.4 | 159.8 | 3.3 | .3 |
| Tracklaying tractors | | 3531-2 | 12/80 | 183.5 | 183.5 | 183.5 | 3.3 | 0 |
| Parts/ attach. for tracklaying tractors, off-hwy wheel tractors, tractor shovel loaders | | 3531-3 | 12/80 | 164.5 | 164.7 | 164.7 | .5 | 0 |
| Parts/ attach. for tracklaying tractors, off-hwy wheel tractors, tractor shovel loaders | | 3531-305 | 12/80 | 164.5 | 164.7 | 164.7 | .5 | 0 |
| Power cranes, excavators, and draglines, incl. parts/ attach | | 3531-4 | 12/80 | 182.7 | 182.8 | 183.8 | 2.2 | .5 |
| Cranes | | 3531-4A | 06/86 | 149.1 | 149.1 | 149.1 | 1.8 | 0 |
| Cable operated cranes | | 3531-41103 | 12/80 | 217.0 | 217.0 | 217.0 | -.1 | 0 |
| Hydraulic cranes | | 3531-41104 | 12/80 | 183.9 | 183.9 | 183.9 | .4 | 0 |
| Miscellaneous cranes, incl. walking draglines | | 3531-41105 | 12/80 | 163.6 | 163.6 | 163.6 | 4.0 | 0 |
| Excavators | | 3531-411 | 06/86 | 161.7 | 161.7 | 161.7 | 1.7 | 0 |
| Hydraulic operated excavators | | 3531-41102 | 12/80 | 176.2 | 176.2 | 176.2 | 2.5 | 0 |
| Front end attachments for power cranes, draglines, and excavators | | 3531-481 | 12/80 | 165.9 | (³) | (³) | (³) | (³) |
| Parts for power cranes, draglines, and excavators | | 3531-485 | 12/80 | 166.5 | 167.3 | 167.1 | 1.0 | -.1 |
| Mixers, pavers, and related equip. excl parts | | 3531-6 | 12/80 | 149.5 | 149.1 | 149.0 | 1.4 | -.1 |
| Concrete equipment | | 3531-611 | 06/86 | 141.3 | 140.8 | 140.6 | 2.1 | -.1 |
| Other concrete equipment, incl. concrete vibrators and pumps | | 3531-61104 | 06/86 | 149.2 | 146.9 | 143.9 | -2.4 | -2.0 |
| Bituminous equipment | | 3531-622 | 06/86 | 131.3 | 131.3 | 131.3 | .8 | 0 |
| Pavers, self-propelled | | 3531-62202 | 06/86 | 130.7 | 130.7 | 130.7 | -.8 | 0 |
| Tractor shovel loaders excluding parts/ attachments | | 3531-7 | 12/80 | 176.4 | 176.4 | 176.4 | 1.3 | 0 |
| Wheel type | | 3531-711 | 06/86 | 139.3 | 139.3 | 139.3 | 1.2 | 0 |
| Skid steer, 4 wheel drive | | 3531-71104 | 06/86 | 104.9 | 104.9 | 104.9 | -1.3 | 0 |
| Nonskid steer, four wheel drive | | 3531-71105 | 12/93 | 115.9 | 115.9 | 115.9 | 1.8 | 0 |
| Scrapers, graders, rollers, off-hwy trucks/haulers, and attach. for mounting | | 3531-8 | 12/80 | 159.2 | 159.2 | 159.3 | 2.3 | .1 |
| Scrapers, all types | | 3531-811 | 12/80 | 189.5 | 189.5 | 189.5 | 3.2 | 0 |
| Rollers, all types incl. self-propelled vibratory compactors | | 3531-831 | 12/80 | 168.2 | 168.2 | 168.2 | 2.3 | 0 |
| Construction machinery for mounting on tractors, shovel loaders, etc. All other machines for mounting, including rippers, rooters, logging arches, side booms, etc. | | 3531-841 | 06/86 | 134.8 | 135.0 | 135.2 | 1.1 | .1 |
| Off-hwy equipment | | 3531-84155 | 06/86 | 122.4 | 123.0 | 124.1 | 2.6 | .9 |
| Rear dump haulers | | 3531-851 | 06/86 | 146.5 | 146.5 | 146.5 | 2.1 | 0 |
| Rough terrain forklifts (integral units only), including fork lift attachments | | 3531-85123 | 12/93 | 117.7 | 117.7 | 117.7 | 2.5 | 0 |
| Miscellaneous constr. mach./equip., incl other constr. machinery parts | | 3531-85125 | 12/93 | 108.5 | 108.5 | 108.5 | .9 | 0 |
| Parts and attachments, excluding cranes, draglines, shovels, and tractors | | 3531-9 | 12/80 | 141.2 | 141.2 | 141.2 | 1.7 | 0 |
| Miscellaneous construction machinery and equipment | | 3531-907 | 12/93 | 103.1 | 103.1 | 103.2 | .3 | .1 |
| Portable crushing, screening, or washing plants and combinations | | 3531-911 | 06/86 | 122.8 | 122.9 | 122.9 | 2.8 | 0 |
| All other miscellaneous construction machinery | | 3531-91105 | 12/80 | 179.8 | 179.8 | 179.8 | 3.7 | 0 |
| | | 3531-91108 | 06/86 | 116.5 | 116.6 | 116.6 | -.4 | .0 |

See footnotes at end of table.

**Table 5. Producer price indexes for the net output of selected industries and their products, not seasonally adjusted
—Continued**

| Industry and product ¹ | Industry code | Product code | Index base | Index | | | Percent change to Sep. 1999 from — | |
|--|---------------|--------------|------------|-----------------------|------------------------|------------------------|------------------------------------|------------------|
| | | | | May 1999 ² | Aug. 1999 ² | Sep. 1999 ² | Sep. 1998 | Aug. 1999 |
| Construction machinery—Continued | | | | | | | | |
| Other excavating and road construction machinery, including rotary snow clearing machinery | | 3531-91109 | 12/80 | 105.8 | 105.8 | 105.8 | 4.3 | 0 |
| Secondary products and miscellaneous receipts | | 3531-SM | | | | | | |
| Miscellaneous receipts | | 3531-M | 12/80 | 252.8 | 251.9 | 251.9 | 2.8 | 0 |
| Resales | | 3531-Z89 | 08/84 | 182.4 | 181.5 | 181.5 | 1.5 | 0 |
| Secondary products | | 3531-S | 12/80 | 178.3 | 178.7 | 178.2 | 0 | -3 |
| Other secondary products | | 3531-SSS | 06/86 | 121.0 | 121.3 | 121.0 | .5 | -2 |
| Mining machinery and equipment | | | | | | | | |
| 3532 | | | 06/81 | 153.5 | 153.7 | 153.5 | 1.5 | -1 |
| Primary products | | 3532-P | 06/81 | 155.8 | 156.1 | 155.8 | 1.4 | -2 |
| Underground mining machinery | | 3532-5 | 06/81 | 177.2 | 177.2 | 177.2 | .6 | 0 |
| Loading mining machines, incl. gathering arm type, loader-hauler-dumpers, shovels, scoops | | 3532-562 | 06/81 | 189.0 | (⁹) | 189.0 | 2.8 | (⁹) |
| Face-haulage vehicles, rubber tired, self-propelled, includes coal and other types | | 3532-566 | 12/87 | 137.2 | (⁹) | 137.2 | -.1 | (⁹) |
| Mineral processing and beneficiation machinery, excluding parts | | 3532-6 | 06/81 | 171.5 | 171.5 | 172.8 | 2.6 | .8 |
| Crushing, pulverizing, and screening machinery | | 3532-7 | 06/81 | 181.8 | 183.7 | 186.9 | 3.8 | 1.7 |
| Crushers, stationary types, including skid-mounted (gyratory, impact, jaw, and roll) | | 3532-727 | 06/81 | 188.6 | 190.0 | 190.3 | 2.3 | .2 |
| Screens (vibrating, stationary), including trommel types | | 3532-755 | 06/81 | 134.7 | 134.7 | 143.1 | 6.7 | 6.2 |
| Drills and other mining machinery, except parts | | 3532-8 | 06/81 | 160.8 | 160.8 | 160.8 | 3.7 | 0 |
| Rock and coal drills, all types | | 3532-825 | 06/94 | 116.1 | 116.1 | 116.1 | 4.8 | 0 |
| Parts and attachments for mining machinery and equipment | | 3532-9 | 06/81 | 136.2 | 136.3 | 134.6 | .4 | -1.2 |
| Parts and attachments for mining machinery sold separately, excluding drill bits | | 3532-975 | 06/81 | 136.9 | 137.3 | 135.1 | .3 | -1.6 |
| Parts for face-haulage and support vehicles | | 3532-97511 | 06/94 | 125.9 | (⁹) | 125.9 | 0 | (⁹) |
| Parts for mineral processing, beneficiation, crushing, pulverizing, & screening machinery | | 3532-97522 | 06/94 | 104.9 | 104.9 | 104.9 | 1.5 | 0 |
| Parts for all other mining machinery and equipment | | 3532-97533 | 06/94 | 105.7 | 106.3 | 103.2 | -.5 | -2.9 |
| Percussion rock drill bits | | 3532-989 | 02/90 | 127.6 | 123.4 | 123.4 | -3.3 | 0 |
| Secondary products and miscellaneous receipts | | 3532-SM | | | | | | |
| Miscellaneous receipts | | 3532-M | 06/81 | 151.3 | 151.3 | 151.3 | 3.2 | 0 |
| Resales | | 3532-Z89 | 06/81 | 157.1 | 157.1 | 157.1 | 3.2 | 0 |
| Secondary products | | 3532-S | 06/81 | 131.0 | 131.0 | 131.0 | -.7 | 0 |
| Other secondary products | | 3532-SSS | 06/81 | 130.4 | 130.4 | 130.4 | -1.3 | 0 |
| Oil field and gas field machinery and equipment | | | | | | | | |
| 3533 | | | 12/80 | 161.5 | 161.6 | 161.2 | .5 | -2 |
| Primary products | | 3533-P | 12/80 | 154.6 | 154.7 | 154.2 | .2 | -3 |
| Rotary oil field and gas field drilling machinery and parts | | 3533-1 | 12/86 | 152.8 | 152.7 | 152.7 | .7 | 0 |
| Rotary drilling surface equipment | | 3533-11 | 12/86 | 147.4 | 147.4 | 147.4 | 0 | 0 |
| Other rotary drill. surface equip., incl. Kelly joints, rotary tables, crown/trav.bl | | 3533-121 | 12/86 | 152.7 | 152.7 | 152.7 | 0 | 0 |
| Rotary drilling subsurface equipment | | 3533-14 | 12/86 | 157.4 | 157.3 | 157.3 | 1.1 | 0 |
| Bits | | 3533-141 | 12/80 | 230.9 | 230.9 | 230.9 | 2.7 | 0 |
| Tungsten-carbide insert bits | | 3533-14101 | 12/80 | 230.4 | 230.4 | 230.4 | 2.4 | 0 |
| Steel-toothed bits | | 3533-14102 | 12/80 | 266.1 | 266.1 | 266.1 | 5.2 | 0 |
| Other bits, including diamond bits | | 3533-14103 | 12/80 | 159.7 | 159.7 | 159.7 | 0 | 0 |
| Other subsurface drill. equip., incl. fishing tools, subsea risers, coring equip | | 3533-149 | 12/86 | 131.5 | 131.3 | 131.3 | -.2 | 0 |
| Other oil and gas field drilling machinery and equipment and parts | | 3533-2 | 12/86 | 140.5 | 141.4 | 139.6 | .9 | -1.3 |
| Cementing, floating, guiding, and shoe equipment | | 3533-253 | 12/80 | 151.8 | 154.4 | 154.4 | 1.7 | 0 |
| Other oil and gas field drilling equipment, incl. cable tool drilling machinery | | 3533-296 | 12/94 | 120.9 | (⁹) | 117.2 | -1.3 | (⁹) |
| Oil field and gas field production machinery and equipment | | 3533-3 | 12/80 | 133.9 | 133.9 | 133.3 | -.3 | -.4 |
| Surface, subsurface, and subsea production well equipment | | 3533-31 | 12/80 | 127.2 | 127.2 | 127.2 | 0 | 0 |
| Casing and tubing heads and supports | | 3533-313 | 12/86 | 142.8 | 142.8 | 142.8 | (⁹) | 0 |
| Rod lifting machinery and equipment (surface and subsurface) | | 3533-35 | 12/80 | 123.7 | 123.7 | 123.9 | .2 | .2 |
| Pumping units and other surface rod lifting equipment | | 3533-354 | 12/94 | 110.8 | 110.8 | 111.1 | .3 | .3 |
| Retrievable packers and accessories | | 3533-363 | 12/80 | 162.3 | (⁹) | (⁹) | (⁹) | (⁹) |
| Separating, metering, and treating equipment for oil and gas (located on well site) | | 3533-371 | 12/80 | 127.6 | 127.7 | 127.7 | .4 | 0 |
| Parts for oil and gas field production machinery and tools, sold separately | | 3533-382 | 12/86 | 127.8 | 127.8 | 127.8 | 0 | 0 |
| Other oil field and gas field production machinery and tools | | 3533-398 | 12/86 | 127.9 | 127.9 | 126.0 | -1.3 | -1.5 |
| Oil field and gas field derricks and well surveying machinery | | 3533-9 | 12/86 | (⁹) | (⁹) | (⁹) | (⁹) | (⁹) |
| Secondary products and miscellaneous receipts | | 3533-SM | | | | | | |
| Miscellaneous receipts | | 3533-M | 12/80 | 223.3 | 223.3 | 223.3 | 1.3 | .0 |
| Resales | | 3533-Z89 | 09/86 | 196.2 | 196.2 | 196.2 | 3.0 | 0 |
| Secondary products | | 3533-S | 12/80 | 142.4 | 142.4 | 142.4 | 1.4 | 0 |
| Other secondary products | | 3533-SSS | 12/80 | 140.3 | 140.3 | 140.3 | 1.7 | 0 |
| Elevators and moving stairways | | | | | | | | |
| 3534 | | | 06/81 | 131.2 | 131.3 | 131.3 | 1.2 | 0 |
| Primary products | | 3534-P | 06/81 | 128.5 | 128.5 | 128.5 | 1.1 | 0 |
| Elevators and moving stairways | | 3534-1 | 06/81 | 126.3 | 126.3 | 126.3 | .9 | 0 |
| Hydraulic passenger elevators | | 3534-112 | 06/81 | 129.3 | 129.3 | 129.3 | -.5 | 0 |
| Other non farm elev., incl. sidewalk elev., dumbwaiters, man & resid. lifts | | 3534-196 | 06/81 | 140.6 | 140.6 | 140.6 | .5 | 0 |
| Parts and attachments for elevators and moving stairways | | 3534-3 | 06/81 | 153.0 | 153.0 | 153.0 | 1.6 | 0 |
| Secondary products and miscellaneous receipts | | 3534-SM | | | | | | |

See footnotes at end of table.

**Table 5. Producer price indexes for the net output of selected industries and their products, not seasonally adjusted
—Continued**

| Industry and product ¹ | Industry code | Product code | Index base | Index | | | Percent change to Sep. 1999 from — | |
|---|---------------|--------------|------------|-----------------------|------------------------|------------------------|------------------------------------|------------------|
| | | | | May 1999 ² | Aug. 1999 ² | Sep. 1999 ² | Sep. 1998 | Aug. 1999 |
| Conveyors and conveying equipment | 3535 | | 06/84 | 134.9 | 135.0 | 134.8 | 1.4 | -0.1 |
| Primary products | | 3535-P | 06/84 | 133.2 | 133.2 | 133.1 | 1.5 | -1 |
| Unit handling conveyors and conveying systems, except hoists and farm elevators | | 3535-3 | 06/84 | 127.0 | 126.8 | 126.7 | .8 | -1 |
| Gravity conveyors (skate wheel and roller) | | 3535-311 | 06/84 | 129.0 | 129.0 | 129.0 | .9 | 0 |
| Powered conveyors (belt and roller) | | 3535-314 | 06/84 | 122.9 | 122.9 | 122.9 | 1.0 | 0 |
| Light to medium duty | | 3535-31411 | 06/84 | 123.9 | 124.0 | 123.9 | .8 | -1 |
| Heavy duty | | 3535-31412 | 06/84 | 121.2 | 121.2 | 121.2 | 1.2 | 0 |
| All other conveyors, incl. pallet, portable, tow | | 3535-319 | 12/95 | 109.9 | 108.6 | 108.6 | .9 | 0 |
| Parts and accessories for unit handling conveyors and conveying systems (sold separately) | | 3535-4 | 06/84 | 145.6 | 145.6 | 145.6 | 2.2 | 0 |
| Bulk material handling conveyors and conveying systems, except hoists and farm elevators | | 3535-5 | 06/84 | 131.7 | 132.2 | 131.9 | 1.7 | -2 |
| Conveyors and elevators | | 3535-511 | 06/84 | 131.5 | 132.2 | 131.7 | 1.7 | -4 |
| Belt conveyors and systems | | 3535-51111 | 06/84 | 135.5 | 136.2 | 136.0 | 1.4 | -1 |
| Pneumatic conveyors | | 3535-51114 | 08/84 | 134.1 | (⁹) | 134.1 | 3.2 | (⁹) |
| All other conveyors and elevators, incl. apron, en masse, flight, and drag | | 3535-51119 | 12/95 | 106.1 | 106.1 | 106.1 | 1.6 | 0 |
| Loading and storing systems, incl. traveling stackers, trippers, centr. throwers | | 3535-513 | 06/84 | 137.9 | 137.9 | 137.9 | 4.5 | 0 |
| Parts and access. for bulk material handling conveyors and conveying systems, sold separately | | 3535-6 | 06/84 | 155.4 | 155.4 | 155.4 | 4.2 | 0 |
| Belt conveyor idlers | | 3535-611 | 06/84 | 159.8 | 159.8 | 159.8 | 2.3 | 0 |
| All other parts, attachments, and access., incl. belt conveyor pulleys, sold sep | | 3535-619 | 12/95 | 106.7 | 106.7 | 106.7 | 4.5 | 0 |
| Secondary products and miscellaneous receipts | | 3535-SM | | | | | | |
| Miscellaneous receipts | | 3535-M | 06/84 | 144.7 | 145.4 | 145.0 | 1.8 | -3 |
| Contract work and other miscellaneous receipts | | 3535-XY9 | 06/84 | 166.4 | 167.9 | 167.0 | 3.7 | -5 |
| Resales | | 3535-Z89 | 06/84 | 130.1 | 130.1 | 130.1 | 0 | 0 |
| Secondary products | | 3535-S | 06/84 | 137.6 | 137.1 | 136.7 | .8 | -3 |
| Overhead traveling cranes, hoists, and monorail systems | 3536 | | 12/84 | 143.3 | 143.8 | 144.3 | 1.9 | .3 |
| Primary products | | 3536-P | 12/84 | 142.6 | 143.1 | 143.8 | 1.6 | .5 |
| Hoists | | 3536-3 | 12/84 | 142.7 | 143.8 | 144.5 | 2.3 | .5 |
| Hoists | | 3536-340 | 12/96 | 108.6 | 109.6 | 110.2 | 2.4 | .5 |
| Parts and attachments for hoists (sold separately) | | 3536-345 | 12/84 | 141.9 | 142.2 | 142.7 | 1.9 | .4 |
| Overhead traveling cranes and monorail systems | | 3536-4 | 12/84 | 141.2 | 141.3 | 141.8 | 1.1 | .4 |
| Overhead traveling cranes and monorail systems, exc. const. power cranes | | 3536-420 | 12/96 | 105.3 | 105.3 | 105.7 | .6 | .4 |
| Parts and attachments for cranes and monorail systems (sold separately) | | 3536-460 | 12/84 | 125.4 | 125.7 | 126.2 | 2.7 | .4 |
| Secondary products and miscellaneous receipts | | 3536-SM | | | | | | |
| Miscellaneous receipts | | 3536-M | 12/84 | 138.3 | 138.3 | 138.3 | 4.6 | 0 |
| Resales | | 3536-Z89 | 12/84 | 144.8 | 144.8 | 144.8 | 3.7 | 0 |
| Secondary products | | 3536-S | 12/84 | 142.3 | 142.3 | 142.3 | .4 | 0 |
| Industrial trucks and tractors | 3537 | | 12/79 | 152.4 | 152.4 | 152.1 | -.1 | -2 |
| Primary products | | 3537-P | 12/79 | 149.2 | 149.3 | 149.0 | -.3 | -2 |
| Industrial trucks and tractors, motorized and hand powered | | 3537-1 | 12/79 | 145.3 | 145.3 | 144.9 | -.5 | -3 |
| Motorized handtrucks (non-riding) | | 3537-111 | 12/79 | 149.9 | 150.6 | 147.2 | -2.1 | -2.3 |
| Operator riding, electric trucks, including fork lift and other work trucks | | 3537-123 | 12/79 | 135.2 | 135.2 | 135.2 | -.4 | 0 |
| Operating riding internal combustion or other non- electric trucks | | 3537-124 | 06/94 | 105.7 | 105.7 | 105.7 | -.5 | 0 |
| Dock boards (industrial loading ramps) | | 3537-132 | 06/94 | 100.5 | (⁹) | 100.5 | -.4 | (⁹) |
| Handlift trucks (non-powered) including platform trucks and dollies, not self-pr | | 3537-161 | 06/94 | 111.5 | 111.5 | 111.5 | .2 | 0 |
| Pallet loaders and unloaders (palletizers and depalletizers) | | 3537-175 | 06/94 | 106.6 | 106.6 | 106.6 | .2 | 0 |
| Hydraulic lift tables (electro-hydraulic lift platforms) | | 3537-182 | 12/86 | 134.8 | 134.8 | 134.8 | .0 | .0 |
| All other industrial trucks, tractors and trailers | | 3537-197 | 12/86 | 112.7 | 112.5 | 112.5 | 1.4 | 0 |
| Parts, attachments, accessories for industrial trucks and tractors | | 3537-3 | 12/86 | 127.5 | 127.6 | 127.6 | .4 | 0 |
| Secondary products and miscellaneous receipts | | 3537-SM | | | | | | |
| Miscellaneous receipts | | 3537-M | 12/86 | 143.5 | 143.5 | 143.5 | 1.7 | 0 |
| Contract work and other miscellaneous receipts | | 3537-XY9 | 06/94 | 126.0 | (⁹) | 126.0 | (⁹) | (⁹) |
| Secondary products | | 3537-S | 12/79 | 192.1 | 192.1 | 192.1 | .1 | 0 |

See footnotes at end of table.

**Table 5. Producer price indexes for the net output of selected industries and their products, not seasonally adjusted
—Continued**

| Industry and product ¹ | Industry code | Product code | Index base | Index | | | Percent change to Sep. 1999 from — | |
|--|---------------|--------------|------------|-----------------------|------------------------|------------------------|------------------------------------|------------------|
| | | | | May 1999 ² | Aug. 1999 ² | Sep. 1999 ² | Sep. 1998 | Aug. 1999 |
| Metalworking machinery and equipment | 354 | | 12/84 | 142.1 | 142.5 | 142.3 | 0.6 | -0.1 |
| Machine tools, metal cutting types | 3541 | | | | | | | |
| Primary products | | 3541-P | 06/83 | 156.4 | 156.8 | 156.7 | .6 | -.1 |
| Boring and drilling machines | | 3541-A | 12/92 | 113.7 | 113.7 | 113.7 | 4.4 | 0 |
| Machining centers | | 3541-B | 06/83 | 141.6 | 141.6 | 140.7 | -2.9 | -6 |
| Drill, mill, bore, vertical (automatic tool change) | | 3541-B4 | 06/83 | 126.0 | 126.0 | 126.0 | -4.6 | 0 |
| Y - axis travel over 26 inches | | 3541-B419 | 06/83 | 117.3 | (³) | 117.3 | -7.6 | (³) |
| Drill, mill, bore, horizontal (automatic tool change) | | 3541-B6 | 06/83 | 152.4 | 152.4 | 150.7 | -2.5 | -1.1 |
| Station type machines | | 3541-C | 06/83 | 167.9 | 169.4 | 169.4 | 1.3 | 0 |
| Dial or rotary, trunnion and center column | | 3541-C11 | 06/83 | 136.4 | 137.9 | 137.9 | 2.5 | 0 |
| Transfer | | 3541-C13 | 06/83 | 172.5 | 174.0 | 174.0 | .9 | 0 |
| Other metal cutting machine tools | | 3541-D | 06/83 | 153.1 | 152.7 | 153.2 | .9 | .3 |
| Sawing and cutoff machines | | 3541-D4 | 06/83 | 156.7 | 155.9 | 156.9 | 1.6 | .6 |
| Spark erosion, ultrasonic, and electrolytic machines | | 3541-D5 | 12/92 | 109.0 | 109.0 | 109.0 | 1.3 | 0 |
| Miscellaneous metal cutting machine tools, incl. tapping mach | | 3541-D6 | 06/83 | 181.2 | 181.2 | 181.2 | -1 | 0 |
| Grinding, polishing, buffing, honing, and lapping machines | | 3541-4 | 06/83 | 172.3 | 172.3 | 172.8 | .4 | .3 |
| All grinding, polishing, buffing, honing, and lapping machines valued at \$2500 each or more | | 3541-4B | 06/83 | 172.9 | 172.9 | 173.4 | .4 | .3 |
| External cylindrical grinding machines | | 3541-409 | 06/83 | 192.5 | (³) | 193.2 | .4 | (³) |
| Surface grinding machines, all types | | 3541-431 | 06/88 | 134.6 | (³) | 136.7 | 1.6 | (³) |
| Tool and cutter grinding machines | | 3541-452 | 07/83 | 170.3 | (³) | 170.3 | .8 | (³) |
| All other grinding machines, n.e.c., including thread grinding machines | | 3541-492 | 06/83 | 155.9 | 155.9 | 155.9 | 0 | 0 |
| Turning machines (lathes), all types | | 3541-5 | 06/83 | 149.7 | (³) | 149.7 | .3 | (³) |
| Vertical numerically controlled turning machines | | 3541-528 | 06/83 | 118.9 | (³) | 118.9 | .3 | (³) |
| Milling machines | | 3541-6 | 06/83 | 156.5 | 156.5 | (³) | (³) | (³) |
| Parts for metal cutting type machine tools, sold separately, and rebuilt machine tools | | 3541-9 | 06/83 | 152.1 | 153.4 | 153.3 | 1.1 | -.1 |
| Parts for metal cutting type machine tools, sold separately | | 3541-911 | 06/83 | 153.5 | 155.1 | 155.0 | 1.2 | -.1 |
| Rebuilt metal cutting type machine tools | | 3541-941 | 08/83 | 149.7 | 149.7 | 149.7 | .5 | 0 |
| Secondary products and miscellaneous receipts | | 3541-SM | | | | | | |
| Miscellaneous receipts | | 3541-M | 06/83 | 183.9 | 183.9 | 183.9 | 1.6 | 0 |
| Contract work and other miscellaneous receipts | | 3541-XY9 | 06/88 | 193.2 | 193.2 | 193.2 | 2.0 | 0 |
| Resales | | 3541-Z89 | 06/83 | 142.8 | 142.8 | 142.8 | .8 | 0 |
| Secondary products | | 3541-S | 06/83 | 147.1 | 147.1 | 147.6 | 2.0 | .3 |
| Metal forming machine tools | 3542 | | | | | | | |
| Primary products | | 3542-P | 06/81 | 170.0 | 170.3 | 170.0 | 1.0 | -.2 |
| Punching, shearing, bending, and forming machines | | 3542-1 | 06/81 | 174.5 | 174.8 | 174.5 | .9 | -.2 |
| Punching machinery | | 3542-111 | 09/88 | 144.8 | 145.6 | 144.8 | 1.5 | -.5 |
| Punching machines, fixed position and two axes positioning table | | 3542-1111 | 12/92 | 123.7 | 125.5 | 123.7 | 2.4 | -1.4 |
| Punching machines, fixed position and two axes positioning table | | 3542-11111 | 12/92 | 125.2 | 127.5 | (³) | (³) | (³) |
| Shearing machinery | | 3542-121 | 12/92 | 124.1 | 124.1 | 124.1 | .3 | 0 |
| Shearing machinery | | 3542-12114 | 12/92 | 124.1 | 124.1 | 124.1 | .3 | 0 |
| Bending and forming machinery | | 3542-131 | 06/81 | 143.2 | 143.2 | 143.2 | 1.1 | 0 |
| Press brakes | | 3542-13113 | 06/81 | 155.0 | 155.0 | 155.0 | 0 | 0 |
| Rolls, all types | | 3542-13117 | 12/92 | 102.5 | 102.5 | 102.5 | 7.6 | 0 |
| Other bending and forming machines including folders | | 3542-13118 | 12/86 | 144.0 | 144.0 | 144.0 | 1.5 | 0 |
| Presses, except forging | | 3542-2 | 06/81 | 191.9 | 192.1 | 192.1 | .9 | 0 |
| Mechanical presses | | 3542-211 | 06/81 | 194.6 | 194.9 | 194.9 | .9 | 0 |
| Vertical, straight-sided and arch frame | | 3542-21112 | 06/81 | 147.8 | 148.2 | 148.2 | 1.7 | 0 |
| Other mechanical presses | | 3542-21113 | 12/92 | 129.4 | 129.4 | 129.4 | 0 | 0 |
| Hydraulic presses | | 3542-212 | 06/81 | 180.7 | 180.7 | 180.7 | .9 | 0 |
| Other hydraulic presses | | 3542-21213 | 06/81 | 138.3 | 138.3 | 138.3 | 1.1 | 0 |
| Other metal forming machine tools and forging machines | | 3542-3 | 06/81 | 199.8 | 199.8 | 199.8 | .4 | 0 |
| Other metal forming machine tools | | 3542-312 | 06/81 | 214.5 | 214.5 | 214.5 | 0 | 0 |
| Rebuilt metal forming machine tools and parts for metal forming machine tools | | 3542-4 | 06/81 | 170.1 | 170.1 | 170.1 | .9 | 0 |
| Parts for metal forming machine tools | | 3542-413 | 06/81 | 165.6 | 165.6 | 165.6 | .9 | 0 |
| Secondary products and miscellaneous receipts | | 3542-SM | | | | | | |
| Secondary products | | 3542-S | 06/81 | 141.1 | 141.6 | 141.6 | 2.2 | 0 |
| Other secondary products | | 3542-SSS | 12/92 | 105.4 | 105.4 | 105.4 | .7 | 0 |
| Industrial patterns | 3543 | | | | | | | |
| Primary products | | 3543-P | 12/84 | 127.2 | 127.3 | 127.3 | -.2 | 0 |
| Industrial patterns, except shoe patterns | | 3543-1 | 12/84 | 127.6 | 127.6 | 127.6 | -.1 | 0 |
| Foundry patterns | | 3543-115 | 12/84 | 129.9 | 130.0 | 130.0 | -.2 | 0 |
| All other industrial patterns, except shoe patterns | | 3543-198 | 12/84 | 121.8 | 122.0 | 122.0 | .4 | 0 |
| Secondary products and miscellaneous receipts | | 3543-SM | | | | | | |
| Secondary products | | 3543-S | 12/84 | 122.2 | 122.2 | 122.2 | -.6 | 0 |
| Special tools, dies, jigs, fixtures and industrial molds | 3544 | | | | | | | |
| Primary products | | 3544-P | 06/81 | 145.7 | 146.1 | 146.1 | .8 | 0 |
| Special tools, dies, jigs and fixtures | | 3544-1 | 06/81 | 148.7 | 149.1 | 149.2 | .9 | .1 |
| Jigs and fixtures, all types | | 3544-11 | 06/81 | 156.8 | 157.1 | 157.2 | 1.1 | .1 |
| Gauging and checking types, under 1,000 pounds weight | | 3544-113 | 06/81 | 225.4 | 227.0 | 227.5 | 2.2 | .2 |
| Gauging and checking types, 1,000 pounds weight and over | | 3544-115 | 06/81 | 238.1 | 226.5 | 238.1 | 5.1 | 5.1 |
| All other jigs and fixtures (holding, positioning, layout, assembly), under 1,000 pounds | | 3544-117 | 06/81 | 100.0 | 100.0 | 100.0 | 0 | 0 |
| All other jigs and fixtures (holding, positioning, layout, assembly), under 1,000 pounds | | 3544-117 | 06/81 | 207.0 | 207.0 | 207.0 | .4 | 0 |

See footnotes at end of table.

Table 5. Producer price indexes for the net output of selected industries and their products, not seasonally adjusted
—Continued

| Industry and product ¹ | Industry code | Product code | Index base | Index | | | Percent change to Sep. 1999 from — | |
|---|---------------|--------------|------------|-----------------------|------------------------|------------------------|------------------------------------|------------------|
| | | | | May 1999 ² | Aug. 1999 ² | Sep. 1999 ² | Sep. 1999 | Aug. 1999 |
| Special tools, dies, jigs, fixtures and industrial molds—Continued | | | | | | | | |
| All other jigs and fixtures (holding, positioning, layout, assembly), 1,000 pounds and over | | 3544-118 | 06/81 | 198.9 | 210.4 | 205.1 | 3.1 | -2.5 |
| Components and parts for jigs and fixtures, including drill bushings | | 3544-119 | 02/88 | 135.9 | 135.8 | 135.9 | 1.1 | .1 |
| Dies, metal cutting only | | 3544-12 | 06/81 | 133.6 | 133.6 | 133.6 | .7 | 0 |
| Forming and drawing dies | | 3544-1E | 06/81 | 141.7 | 141.7 | 141.7 | .2 | 0 |
| Forming and drawing dies, 500 pounds weight and under | | 3544-122 | 06/81 | 132.6 | (⁹) | 132.6 | .2 | (⁹) |
| Forming and drawing dies, over 3,000 pounds weight | | 3544-126 | 06/94 | 105.4 | (⁹) | 105.4 | .5 | (⁹) |
| Stamping dies, including lamination and blanking dies | | 3544-1F | 06/81 | 123.7 | 123.7 | 123.7 | .2 | 0 |
| Stamping dies, progressive type, high-speed steel | | 3544-127 | 06/81 | 110.6 | 110.6 | 110.6 | 0 | 0 |
| All other stamping type dies (punch, trim, notch, perforate, etc.) | | 3544-129 | 06/81 | 132.4 | 132.4 | 132.4 | .5 | 0 |
| Forging dies, including cold forging and heading | | 3544-1H | | | | | | |
| All other dies | | 3544-1J | 06/94 | 108.2 | 108.4 | 108.4 | .6 | 0 |
| Components and parts for dies | | 3544-1K | 06/94 | 109.1 | 109.1 | 109.1 | .1 | 0 |
| Die sets | | 3544-173 | 06/94 | 114.4 | (⁹) | 114.4 | 0 | (⁹) |
| Other components and parts for dies, including standard punches, springs, etc. | | 3544-179 | 06/94 | 106.8 | 106.8 | 106.8 | .2 | 0 |
| Other specially designed tooling, prototypes, and models | | 3544-19 | 10/82 | 135.6 | 135.9 | 135.8 | .7 | -.1 |
| Industrial molds | | 3544-2 | 06/81 | 135.2 | 135.6 | 135.7 | .7 | -.1 |
| Metal industrial molds for casting metal or metal carbide | | 3544-21 | 06/81 | 137.1 | 137.1 | 137.2 | -.3 | .1 |
| Metal injection or compression die casting types, except ingot molds | | 3544-211 | 06/81 | 139.6 | 139.6 | 139.6 | 0 | 0 |
| All other metal foundry molds, except ingot molds | | 3544-213 | 06/94 | 103.7 | 103.7 | 103.9 | -.6 | .2 |
| Metal industrial molds for molding wax | | 3544-22 | | | | | | |
| Metal industrial molds for molding wax | | 3544-222 | 06/94 | 100.4 | 100.4 | 100.4 | .3 | 0 |
| Metal industrial molds for molding rubber, including tire molds | | 3544-23 | | | | | | |
| Metal industrial molds for molding plastic | | 3544-25 | 06/81 | 133.0 | 133.8 | 133.8 | .8 | 0 |
| Metal injection molds for plastic | | 3544-251 | 06/81 | 133.0 | 133.0 | 133.0 | .2 | 0 |
| Metal compression molds for plastic, including matched metal molds | | 3544-255 | 06/94 | 106.4 | 114.3 | 114.3 | 8.8 | 0 |
| All other industrial molds | | 3544-26 | 12/86 | 118.1 | 117.5 | 118.2 | 1.1 | .6 |
| All other molds made of metal (including molds for glass and other products) and mold bases | | 3544-261 | 06/87 | 123.7 | 122.9 | 123.8 | 1.4 | .7 |
| Industrial molds made of materials other than metal | | 3544-263 | 12/86 | 100.6 | 100.6 | 100.6 | 0 | 0 |
| Components and parts for industrial molds | | 3544-27 | 12/86 | 124.8 | 124.8 | 124.8 | 0 | 0 |
| Secondary products and miscellaneous receipts | | 3544-SM | | | | | | |
| Miscellaneous receipts | | 3544-M | 03/87 | 103.8 | 103.8 | 103.8 | 0 | 0 |
| Secondary products | | 3544-S | 06/81 | 128.0 | 128.0 | 128.0 | -.7 | 0 |
| Machine tool accessories | 3545 | | 06/83 | 136.7 | 136.8 | 137.0 | .4 | .1 |
| Primary products | | 3545-P | 06/83 | 135.4 | 135.4 | 135.7 | .4 | .2 |
| Small cutting tools for machine tools and metalworking machinery | | 3545-1 | 06/83 | 129.9 | 129.9 | 130.2 | .5 | .2 |
| Broaches, excluding holders and burnishing bars | | 3545-114 | 09/83 | 107.2 | 107.2 | 107.2 | -.5 | 0 |
| Twist drills, gun drills, combined drills, countersinks and counterbores | | 3545-12 | 06/83 | 127.6 | 128.2 | 128.5 | .5 | .2 |
| Twist drills | | 3545-121 | 06/83 | 126.4 | 127.1 | 127.4 | .6 | .2 |
| Carbon steel and high speed steel | | 3545-1211 | 06/83 | 133.0 | 134.1 | 134.7 | 1.8 | .4 |
| 1/2 inch and under diameter, straight shank | | 3545-12117 | 06/83 | 141.1 | 141.7 | 144.1 | 3.0 | 1.7 |
| Over 1/2 inch diameter, straight shank | | 3545-12119 | 09/83 | 113.5 | 115.0 | 111.2 | -2.0 | -3.3 |
| Carbide, solid and tipped, excluding blanks and tips sold separately and masonry drills | | 3545-12121 | 09/83 | 111.3 | 111.3 | 111.3 | -.3 | 0 |
| Gun drills, combined drills, countersinks and counterbores | | 3545-122 | 06/83 | 132.6 | 132.6 | 132.6 | 0 | 0 |
| Countersinks, including port cutters, etc., but excluding combined drills and countersinks | | 3545-12227 | 09/83 | 117.2 | 117.2 | 117.2 | .0 | .0 |
| Reamers, all types, excluding gun reamers | | 3545-13 | 06/83 | 130.7 | 130.7 | 130.7 | .1 | 0 |
| Carbide, solid and tipped, excluding tips and blanks sold separately | | 3545-136 | 11/83 | 122.7 | 122.7 | 122.7 | .2 | 0 |
| End mills and milling cutters | | 3545-15 | 06/83 | 132.9 | 132.2 | 132.9 | 1.4 | .5 |
| End mills, solid and tipped, die sinking, contour, router, tracer, hollow mills, etc. | | 3545-151 | 06/83 | 121.6 | 121.6 | 121.6 | 0 | 0 |
| High speed steel | | 3545-1511 | 06/83 | 127.7 | 127.7 | 127.7 | -.2 | 0 |
| Carbide, solid and tipped, excluding blades sold separately | | 3545-1512 | 09/83 | 100.5 | 100.5 | 100.6 | .2 | .1 |
| Inserted blade type cutters, all types, complete | | 3545-153 | | | | | | |
| Indexible or throwaway insert | | 3545-1533 | 06/83 | 123.6 | 123.6 | 123.8 | .2 | .2 |
| Single and double point tools and circular form tools | | 3545-16 | 06/83 | 156.1 | 156.1 | 156.6 | .9 | .3 |
| Circular form tools, including semifinished blanks | | 3545-161 | 06/83 | 128.2 | 128.2 | 128.2 | .9 | 0 |
| Single and double point tools | | 3545-162 | 06/83 | 165.9 | 165.9 | 166.5 | .9 | .4 |
| High speed steel | | 3545-16265 | 06/95 | 106.8 | 106.8 | 106.8 | 0 | 0 |
| Other materials | | 3545-16268 | 06/83 | 172.8 | 172.8 | 174.1 | 1.8 | .8 |
| Threading tools | | 3545-17 | 06/83 | 139.2 | 139.2 | 139.2 | .1 | 0 |
| Taps, excluding taps in threading sets and screw plates and inserted chaser types | | 3545-171 | 06/83 | 136.5 | 136.5 | 136.5 | -.1 | 0 |
| High speed steel | | 3545-1712 | 06/83 | 134.6 | 134.6 | 134.6 | -.4 | 0 |
| Ground thread | | 3545-17122 | 06/83 | 137.1 | 137.1 | 137.1 | -.4 | 0 |
| Carbon steel and carbide | | 3545-1714 | 06/88 | 133.7 | 133.7 | 133.7 | 1.0 | 0 |
| Blanks, tips, and inserts | | 3545-18 | 06/83 | 127.0 | 127.2 | 127.3 | 0 | .1 |
| Molded blanks and tips, including carbide, cast alloy, and ceramic .. | | 3545-181 | 06/83 | 110.4 | 110.9 | 110.9 | -.5 | 0 |

See footnotes at end of table.

Table 5. Producer price indexes for the net output of selected industries and their products, not seasonally adjusted—Continued

| Industry and product ¹ | Industry code | Product code | Index base | Index | | | Percent change to Sep. 1999 from — | |
|--|---------------|--------------|------------|-----------------------|------------------------|------------------------|------------------------------------|------------------|
| | | | | May 1999 ² | Aug. 1999 ² | Sep. 1999 ² | Sep. 1998 | Aug. 1999 |
| Machine tool accessories—Continued | | | | | | | | |
| Inserts, indexable, and throwaway types | | 3545-182 | 06/83 | 134.6 | 134.7 | 134.9 | 0.1 | 0.1 |
| Carbide | | 3545-1821 | 06/83 | 134.3 | 134.5 | 134.7 | .1 | .1 |
| Pressed to size, including inserts with center holes and with molded chip breakers | | 3545-18214 | 06/83 | 144.6 | 145.4 | 146.0 | .3 | .4 |
| Other than carbide | | 3545-1822 | 10/83 | 141.7 | 141.7 | 141.7 | .2 | 0 |
| Other types of cutting tools for machine tools, including rotary burrs, files and spade drills | | 3545-19 | 06/83 | 127.4 | 127.5 | 127.8 | .9 | .2 |
| Carbon steel | | 3545-192 | 06/83 | 142.2 | 142.2 | 144.5 | 1.6 | 1.6 |
| Carbide, solid and tipped, excluding tips and blanks sold separately | | 3545-198 | 06/83 | 118.7 | 118.9 | 119.0 | 1.1 | .1 |
| Precision measuring tools (inspection, quality control, tool room, and machinists' tools) | | 3545-2 | 06/83 | 148.0 | 147.4 | 147.5 | .1 | .1 |
| Fixed size limit gauges, fixture type | | 3545-213 | 03/90 | 104.8 | 104.8 | 104.8 | 0 | 0 |
| Fixed size limit gauges, thread type | | 3545-215 | 06/83 | 109.6 | 109.6 | 109.6 | .2 | 0 |
| Micrometers and calipers | | 3545-265 | 06/83 | 155.2 | 155.2 | 156.0 | 2.8 | .5 |
| Other machinists' precision tools, incl dividers and surface texture measuring machines | | 3545-299 | 06/88 | 144.4 | 144.4 | 144.4 | 1.9 | 0 |
| Other attachments and accessories for machine tools and metalworking machinery | | 3545-3 | 06/83 | 148.7 | 149.3 | 149.4 | .5 | .1 |
| Tool holders | | 3545-31 | 06/83 | 149.3 | 150.5 | 150.7 | .7 | .1 |
| Turning tool holders (mechanically clamping for inserts and bits), except box tools | | 3545-312 | 06/83 | 169.2 | 169.2 | 169.2 | .1 | 0 |
| Boring bars and heads | | 3545-314 | 06/83 | 139.7 | 139.7 | 141.1 | -.9 | 1.0 |
| Special tooling and attachments for screw and automatic machines | | 3545-316 | 06/83 | 145.3 | 145.3 | 145.3 | 0 | 0 |
| Other tool holders, including other chucks, drill heads, tool posts, turrets, sleeves, etc. | | 3545-318 | 06/83 | 149.2 | 149.2 | 149.2 | 0 | 0 |
| Work holding devices | | 3545-34 | 06/83 | 149.5 | 149.5 | 149.5 | .3 | 0 |
| Other work holding and positioning devices, including vises, mandrels, clamps, stops, etc. | | 3545-349 | 06/83 | 156.7 | 156.7 | 156.7 | .3 | 0 |
| Other attachments and accessories and tool room specialties | | 3545-399 | 06/88 | 127.2 | 127.5 | 127.5 | .2 | 0 |
| Secondary products and miscellaneous receipts | | 3545-SM | | | | | | |
| Miscellaneous receipts | | 3545-M | 01/87 | 134.5 | 134.9 | 134.9 | 1.2 | 0 |
| Contract work and other miscellaneous receipts | | 3545-XY9 | 06/88 | 110.2 | 110.2 | 110.2 | 0 | 0 |
| Resales | | 3545-Z89 | 01/87 | 142.2 | 142.9 | 142.9 | 1.7 | 0 |
| Secondary products | | 3545-S | 06/83 | 143.9 | 143.5 | 143.5 | -.6 | 0 |
| Other secondary products | | 3545-SSS | 06/95 | 106.6 | 106.1 | 106.0 | -1.5 | -1 |
| Power driven hand tools | | | | | | | | |
| Primary products | 3546 | 3546-P | 12/80 | 168.1 | 168.8 | 167.6 | -.9 | -.7 |
| Power driven hand tools, electric and battery powered | | 3546-1 | 12/80 | 159.7 | 160.3 | 159.9 | 1.2 | -.2 |
| Planers and routers | | 3546-133 | 06/93 | 118.2 | 118.2 | 118.3 | 1.3 | .1 |
| Parts, attachments and accessories for electric-powered hand tools (sold separately) | | 3546-136 | 08/87 | 115.2 | 115.2 | 115.2 | 1.1 | 0 |
| Drills: armature mounted primarily on other than sleeve bearings | | 3546-182 | 12/80 | 172.4 | 172.4 | 172.4 | 2.8 | 0 |
| Over 1/4 inch chuck size to under 1/2 inch | | 3546-18207 | 12/80 | 148.8 | 148.8 | 148.1 | .5 | -.5 |
| Grinders, polishers, and circular sanders except bench grinders | | 3546-183 | 12/80 | 184.7 | 184.7 | 184.7 | .9 | 0 |
| Sanders, except circular | | 3546-184 | 12/80 | 161.7 | 161.7 | 159.8 | -.4 | -1.2 |
| Oscillating, reciprocating and vibrating | | 3546-18434 | 12/80 | 160.1 | 160.1 | 160.1 | -.8 | 0 |
| Circular saws: armature mounted primarily on other than sleeve bearings | | 3546-185 | 12/80 | 151.4 | 151.4 | 150.1 | 1.1 | -.9 |
| Between 7 inch and 8 inch blade | | 3546-18516 | 12/80 | 139.4 | 139.4 | 139.5 | -.5 | .1 |
| Saws - jig, saber, reciprocating | | 3546-186 | 12/80 | 123.9 | 123.9 | 119.5 | -.4 | -3.6 |
| Armature mounted primarily on other than ball bearings | | 3546-18619 | 06/93 | 98.9 | 98.9 | 98.7 | -2.5 | -.2 |
| Power driven hand tools, pneumatic, hydraulic and powder actuated | | 3546-2 | 12/80 | 184.3 | 187.0 | 187.3 | 3.0 | .2 |
| Drills, screwdrivers, nutrunners-pneumatic | | 3546-238 | 12/95 | 109.8 | 109.8 | 110.2 | 1.3 | .4 |
| Impact wrenches - pneumatic | | 3546-241 | 12/80 | 151.4 | 149.2 | 150.1 | .8 | .8 |
| Other grinders, polishers, and sanders | | 3546-244 | 06/93 | 119.4 | 119.4 | 119.4 | 2.1 | 0 |
| Parts, attachments, and accessories for pneumatic handtools | | 3546-255 | 12/80 | 200.6 | 200.6 | 200.6 | 2.9 | 0 |
| Other hydraulic powered hand tools | | 3546-272 | 06/93 | 96.9 | 97.4 | 97.4 | 2.1 | 0 |
| Power driven hand tools, engine (internal combustion) driven | | 3546-3 | 12/80 | 142.6 | (⁹) | (⁹) | (⁹) | (⁹) |
| Secondary products and miscellaneous receipts | | 3546-SM | | | | | | |
| Miscellaneous receipts | | 3546-M | 06/86 | 143.6 | 145.0 | 145.0 | -.4 | 0 |
| Resales | | 3546-Z89 | 06/86 | 143.6 | 145.0 | 145.0 | -.4 | 0 |
| Secondary products | | 3546-S | 12/80 | 187.2 | 187.2 | 180.2 | -6.1 | -3.7 |
| Rolling mill machinery | | | | | | | | |
| Primary products | 3547 | 3547-P | 12/81 | 159.0 | 159.0 | 159.0 | -.8 | 0 |
| Hot rolling mill machinery, except tube rolling | | 3547-1 | 12/81 | 146.2 | 146.2 | 146.2 | -1.1 | 0 |
| Other hot rolling mill machinery and equipment, including parts | | 3547-118 | 12/87 | 138.7 | 138.7 | 138.7 | -1.9 | 0 |
| Cold rolling mill machinery | | 3547-2 | 06/93 | 97.1 | 97.1 | 97.1 | -3.5 | 0 |
| Other cold rolling mill machinery and equipment, including parts | | 3547-228 | 06/93 | 97.1 | 97.1 | 97.1 | -3.5 | 0 |
| Rolling mill machinery, n.e.c., including tube mill machinery | | 3547-3 | 12/81 | 178.3 | 178.3 | 178.3 | 0 | 0 |
| Gas and electric welding and soldering equipment | | | | | | | | |
| Gas and electric welding and soldering equipment | 3548 | 3548-P | 12/84 | 153.5 | 153.7 | 153.7 | 1.1 | 0 |
| Arc welding machines, comp., & acces., exc. electrodes (excl. stud welding eq.) | | 3548-1 | 12/84 | 151.4 | 151.4 | 151.4 | 1.7 | 0 |
| Arc welding electrodes, metal | | 3548-2 | 12/84 | 171.6 | 171.6 | 171.6 | 1.4 | 0 |

See footnotes at end of table.

**Table 5. Producer price indexes for the net output of selected industries and their products, not seasonally adjusted
—Continued**

| Industry and product ¹ | Industry code | Product code | Index base | Index | | | Percent change to Sep. 1999 from — | |
|---|---------------|--------------|------------|-----------------------|------------------------|------------------------|------------------------------------|------------------|
| | | | | May 1999 ² | Aug. 1999 ² | Sep. 1999 ² | Sep. 1998 | Aug. 1999 |
| Gas and electric welding and soldering equipment—Continued | | | | | | | | |
| Resistance welders, components, accessories, and electrodes | | 3548-3 | 12/84 | 144.4 | 144.4 | 144.4 | 0.2 | 0 |
| Gas welding and cutting equipment, exc plasma (incl. parts, att., and accessories) | | 3548-4 | 06/83 | 164.7 | 166.5 | 166.4 | 1.2 | -1 |
| Other welding and soldering equipment and acc. (exc. arc, resistance and gas) | | 3548-5 | 06/90 | 118.6 | (³) | 118.6 | .9 | (³) |
| Secondary products and miscellaneous receipts | | 3548-SM | | | | | | |
| Miscellaneous receipts | | 3548-M | 12/84 | 146.2 | 146.2 | 146.2 | 1.2 | 0 |
| Secondary products | | 3548-S | 12/84 | 130.7 | 130.9 | 130.7 | -1.7 | -2 |
| Metalworking machinery, not elsewhere classified | | | | | | | | |
| | 3549 | | 06/83 | 162.1 | 163.5 | 163.0 | 2.1 | -3 |
| Primary products | | 3549-P | 06/83 | 161.5 | 162.8 | 162.2 | 2.2 | -4 |
| Assembly machines | | 3549-2 | 06/83 | 149.5 | 151.1 | 150.3 | 2.8 | -5 |
| Transfer type assembly machines | | 3549-213 | 12/97 | 102.2 | 102.8 | 102.4 | .9 | -4 |
| Special purpose and all other types | | 3549-219 | 06/83 | 146.2 | 148.3 | 147.4 | 4.5 | -6 |
| Other metalworking machinery | | 3549-5 | 06/83 | 173.7 | 174.4 | 174.2 | 1.3 | -1 |
| Machines for weaving and wire fabricating and wire drawing machines and draw benches | | 3549-511 | 06/83 | 163.2 | 163.2 | 163.2 | 1.5 | 0 |
| Coil handling equipment (conversion or straightening) | | 3549-541 | 06/83 | 175.6 | 175.8 | 176.3 | 1.3 | .3 |
| All other metalworking machinery n.e.c. | | 3549-598 | 06/83 | 180.0 | 181.3 | 180.7 | 1.3 | -3 |
| Secondary products and miscellaneous receipts | | 3549-SM | | | | | | |
| Miscellaneous receipts | | 3549-M | 12/97 | 98.9 | 102.7 | 102.7 | 2.3 | 0 |
| Secondary products | | 3549-S | 06/83 | 163.3 | 163.4 | 163.3 | 1.1 | -1 |
| Special industry machinery, except metalworking machinery | 355 | | 12/84 | 147.0 | 147.6 | 147.4 | 1.1 | -1 |
| Textile machinery | | | | | | | | |
| | 3552 | | 12/80 | 178.1 | 178.4 | 178.4 | .8 | 0 |
| Primary products | | 3552-P | 12/80 | 183.9 | 184.3 | 184.3 | 1.0 | 0 |
| Textile machinery, except parts and attachments | | 3552-1 | 12/80 | 180.4 | 180.8 | 180.8 | .6 | 0 |
| Fabrics machinery | | 3552-1A | | | | | | |
| Fiber-to-fabrics textile machinery | | 3552-1111 | 12/93 | 100.0 | 100.0 | 100.0 | 0 | 0 |
| Winding machinery | | 3552-1B | 06/86 | 126.3 | 127.2 | 127.3 | 1.5 | .1 |
| Other fiber-to-fabrics machinery | | 3552-151 | 12/80 | 233.7 | 241.6 | 241.6 | 6.0 | 0 |
| Other textile machinery | | 3552-154 | 06/86 | 119.7 | 119.9 | 120.0 | .7 | .1 |
| Bleaching, dyeing, and finishing machinery | | 3552-1C | 06/86 | 137.4 | 137.7 | 137.6 | .4 | -1 |
| Other textile machinery | | 3552-185 | 12/80 | 179.8 | 180.8 | 180.8 | -.7 | 0 |
| Parts and attachments for textile machinery | | 3552-199 | 12/80 | 145.3 | 145.3 | 145.3 | 0 | 0 |
| Textile machinery turnings and shapes | | 3552-2 | 12/80 | 188.3 | 188.5 | 188.6 | 1.6 | .1 |
| Parts and attachments for fiber-to-fabrics machinery | | 3552-211 | 12/80 | 255.1 | 255.1 | 255.1 | 1.1 | 0 |
| Parts and attachments for power looms | | 3552-232 | 12/80 | 214.8 | 215.7 | 216.1 | 1.5 | .2 |
| Parts and attachments for bleaching, dyeing and finishing machinery .. | | 3552-241 | 12/80 | 179.8 | 179.8 | 179.8 | 3.7 | .0 |
| Parts and attachments for other textile machinery, including printing .. | | 3552-271 | 12/80 | 155.6 | 155.6 | 155.6 | 0 | 0 |
| Parts and attachments for other textile machinery, including printing .. | | 3552-299 | 12/80 | 156.5 | 156.5 | 156.5 | .5 | 0 |
| Secondary products and miscellaneous receipts | | 3552-SM | | | | | | |
| Miscellaneous receipts | | 3552-M | 06/86 | 113.4 | 113.4 | 113.4 | 0 | 0 |
| Resales | | 3552-Z89 | 12/93 | 102.0 | 102.0 | 102.0 | 0 | 0 |
| Woodworking machinery | | | | | | | | |
| | 3553 | | 12/80 | 156.6 | 156.7 | 156.7 | .9 | 0 |
| Primary products | | 3553-P | 12/80 | 162.2 | 162.3 | 162.3 | 1.1 | 0 |
| Woodworking machinery including parts, excluding home workshop types | | 3553-1 | 12/80 | 149.3 | 149.4 | 149.3 | 1.5 | -1 |
| Sawmill equipment | | 3553-112 | 12/80 | 160.2 | 160.2 | 160.3 | .8 | .1 |
| Sawing machines, except sawmill equipment | | 3553-162 | 12/80 | 156.8 | 156.8 | 156.8 | .6 | 0 |
| Straight-line machinery, including jointers, moulders, planers, sanders, surfacers, etc. | | 3553-173 | 12/80 | 174.8 | 174.8 | 174.8 | .6 | 0 |
| Boring machinery, carving machinery, dovetailers, mortisers, routers, shapers, and tenoners | | 3553-175 | 12/80 | 149.9 | 149.9 | 149.9 | 1.1 | 0 |
| Other woodworking machinery, including lathes, clamping machinery, presses, roll coaters, etc. | | 3553-197 | 06/94 | 100.0 | 100.5 | 100.1 | .9 | -4 |
| Parts, attachments, and accessories, excluding saw blades and cutting tools | | 3553-199 | 12/80 | 135.8 | 135.9 | 135.9 | 2.7 | 0 |
| Secondary products and miscellaneous receipts | | 3553-SM | | | | | | |
| Miscellaneous receipts | | 3553-M | 04/81 | 70.2 | 70.2 | 70.2 | .1 | 0 |
| Resales | | 3553-Z89 | 04/81 | 70.2 | 70.2 | 70.2 | .1 | 0 |
| Secondary products | | 3553-S | 12/80 | 168.0 | 168.0 | 168.0 | 0 | 0 |
| Paper industries machinery | | | | | | | | |
| | 3554 | | 06/82 | 166.1 | 166.4 | 166.7 | 1.7 | .2 |
| Primary products | | 3554-P | 06/82 | 167.3 | 167.6 | 167.9 | 1.9 | .2 |
| Pulp mill machinery | | 3554-2 | 10/95 | 106.9 | 106.9 | 107.4 | .7 | .5 |
| Deckers, thickeners, bleaching equipment, pulp screens, washers, and save-alls | | 3554-225 | 10/95 | 106.3 | 106.3 | 106.3 | .4 | 0 |
| Other pulp mill mach., incl. grinders, digesters, pulp refiners and processors | | 3554-226 | 10/95 | 108.2 | (³) | 109.8 | 1.5 | (³) |
| Paper mill machinery | | 3554-3 | 06/82 | 152.5 | 152.8 | 152.8 | 2.6 | 0 |
| Beaters, jordan, disc refiners, and other stock preparation machinery | | 3554-331 | 06/82 | 160.3 | 160.6 | (³) | (³) | (³) |
| Paper machines | | 3554-342 | 06/82 | 159.4 | 159.9 | 159.9 | 2.5 | 0 |
| Paper making machines and coating machines | | 3554-34247 | 06/82 | 144.2 | 144.4 | 144.4 | .8 | 0 |

See footnotes at end of table.

Table 5. Producer price indexes for the net output of selected industries and their products, not seasonally adjusted
—Continued

| Industry and product ¹ | Industry code | Product code | Index base | Index | | | Percent change to Sep. 1999 from — | |
|---|---------------|--------------|------------|-----------------------|------------------------|------------------------|------------------------------------|------------------|
| | | | | May 1999 ² | Aug. 1999 ² | Sep. 1999 ² | Sep. 1998 | Aug. 1999 |
| Paper industries machinery—Continued | | | | | | | | |
| Finishing machinery, including calendering, and other paper mill machinery | | 3554-34249 | 06/82 | 172.3 | 173.1 | 173.0 | 4.1 | -0.1 |
| Parts and attachments for paper mill machinery (sold separately) | | 3554-381 | 06/82 | 143.0 | 143.0 | 143.0 | 1.6 | 0 |
| Paper and paperboard converting equipment | | 3554-4 | 06/82 | 183.0 | 183.3 | 184.2 | 1.4 | .5 |
| Corrugated box making machines, including corrugators | | 3554-453 | 06/82 | 178.4 | (³) | 180.0 | .9 | (³) |
| Box, carton and shipping container making machines, including molding machines | | 3554-454 | 03/97 | 103.3 | 103.3 | 103.3 | 0 | 0 |
| Other paper and paperboard equipment including coating and laminating machinery | | 3554-459 | 06/82 | 178.3 | 179.2 | 180.4 | 2.2 | .7 |
| Parts and attachments for paper and paperboard converting mach. (sold separately) | | 3554-481 | 06/82 | 189.1 | 189.4 | 189.3 | 1.4 | -.1 |
| Secondary products and miscellaneous receipts | | 3554-SM | | | | | | |
| Miscellaneous receipts | | 3554-M | 06/82 | 153.4 | 154.0 | (³) | (³) | (³) |
| Resales | | 3554-Z89 | 12/87 | 119.9 | 120.3 | (³) | (³) | (³) |
| Secondary products | | 3554-SSS | 03/97 | 108.9 | 108.9 | 108.9 | 0 | 0 |
| Printing trades machinery | 3555 | | | | | | | |
| Primary products | | 3555-P | 12/82 | 142.5 | 143.4 | 143.4 | -.4 | 0 |
| Printing presses, offset lithographic | | 3555-1 | 12/82 | 141.1 | 141.6 | 141.5 | -1.3 | -.1 |
| Roll-fed (web-fed) | | 3555-13 | 12/88 | 161.0 | 161.0 | 161.0 | -5.5 | 0 |
| Printing presses, other than lithographic | | 3555-2 | 12/88 | 118.6 | 118.6 | 118.6 | -5.8 | 0 |
| Flexographic presses, sheet-fed and web-fed | | 3555-238 | 12/82 | 167.8 | 167.8 | 167.8 | -.1 | 0 |
| Other printing presses, incl. metal decorating, proof and rebuilt | | 3555-241 | 12/88 | 186.2 | 186.2 | 186.2 | 0 | 0 |
| Binding machinery and equipment | | 3555-6 | 12/88 | 123.7 | 123.7 | 123.7 | -.2 | 0 |
| Saddle, perfect, and hardcase (edition) binding equipment | | 3555-661 | 12/88 | 122.7 | 126.8 | 126.8 | 4.4 | 0 |
| Other binding machinery and equipment, incl. folding equipment | | 3555-665 | 12/88 | 118.9 | 128.8 | 128.8 | 9.0 | 0 |
| Printing trades machinery, n.e.c. | | 3555-7 | 12/82 | 164.0 | 164.0 | 164.0 | 2.0 | 0 |
| Parts, attachments and accessories for printing presses, incl. dryers, folders and reels | | 3555-783 | 12/88 | 118.0 | 118.1 | 118.1 | .8 | 0 |
| Parts, attachments and accessories for bindery machinery | | 3555-787 | 12/82 | 154.6 | 154.6 | 154.6 | .1 | 0 |
| Parts, attachments and accessories for other printing trades machinery | | 3555-789 | 12/82 | 169.4 | 169.4 | 169.4 | 0 | 0 |
| Other printing machinery and equipment, including platens | | 3555-799 | 12/82 | 167.6 | 167.6 | 167.6 | 2.3 | 0 |
| Secondary products and miscellaneous receipts | | 3555-SM | | | | | | |
| Miscellaneous receipts | | 3555-M | 12/82 | 112.1 | 112.4 | 112.4 | .3 | 0 |
| Resales | | 3555-Z89 | 12/88 | 128.2 | 128.2 | 128.2 | 0 | 0 |
| Secondary products | | 3555-S | 12/82 | 159.6 | 164.6 | 164.6 | 5.4 | 0 |
| Resales | | 3555-Z89 | 12/88 | 124.2 | 130.2 | 130.2 | 8.6 | .0 |
| Secondary products | | 3555-S | 12/82 | 128.2 | 128.2 | 128.2 | 0 | 0 |
| Food products machinery | 3556 | | | | | | | |
| Primary products | | 3556-P | 12/83 | 162.6 | 163.9 | 163.7 | 1.5 | -.1 |
| Dairy and milk products plant machinery | | 3556-1 | 12/83 | 169.1 | 170.3 | 170.2 | 1.5 | -.1 |
| Commercial food products machinery | | 3556-2 | 12/83 | 165.7 | 165.7 | 165.7 | .5 | 0 |
| Commercial food products machinery, except bakery equipment | | 3556-2A | 12/83 | 165.1 | 165.3 | 165.3 | .8 | 0 |
| Slicers | | 3556-212 | 12/88 | 129.6 | 129.6 | 129.6 | .4 | 0 |
| Other commercial food preparation machinery, including tenderizers (power driven) | | 3556-249 | 12/83 | 160.7 | 160.7 | 160.7 | -.5 | 0 |
| Bakery machinery and equipment | | 3556-2B | 12/88 | 142.0 | 142.0 | 142.0 | .4 | 0 |
| Dough mixers | | 3556-261 | 12/88 | 144.3 | 145.1 | 145.1 | 1.0 | 0 |
| Other bakery machinery and equipment | | 3556-292 | 12/83 | 147.2 | 149.6 | 149.6 | 1.6 | 0 |
| Parts and attachments for commercial food preparation machinery | | 3556-251 | 12/88 | 146.6 | 146.6 | 146.6 | .3 | 0 |
| Industrial food products machinery | | 3556-3 | 12/83 | 187.5 | 187.5 | 187.5 | 1.7 | 0 |
| Meat and poultry processing machinery | | 3556-313 | 12/83 | 161.1 | 163.5 | 163.2 | 2.5 | -.2 |
| Flour and grain mill machinery, except packing and packaging machinery | | 3556-339 | 12/83 | 169.2 | 170.9 | 170.9 | 2.0 | 0 |
| Other industrial food products machinery, including fish and shellfish processing machinery | | 3556-358 | 12/88 | 138.6 | 138.6 | 138.6 | .1 | 0 |
| Parts and attachments for industrial food products machinery | | 3556-383 | 12/83 | 144.1 | 145.8 | 144.9 | 3.3 | -.6 |
| Machinery for sorting, grading, or cleaning fruits, vegetables, or eggs | | 3556-385 | 12/83 | 169.6 | 169.2 | 169.2 | -.9 | 0 |
| Secondary products and miscellaneous receipts | | 3556-SM | 06/96 | 109.3 | 109.3 | 109.3 | 2.4 | 0 |
| Miscellaneous receipts | | 3556-M | 12/83 | 106.7 | 109.3 | 109.0 | 2.4 | -.3 |
| Resales | | 3556-Z89 | 12/83 | 106.0 | 108.5 | 108.3 | 2.5 | -.2 |
| Secondary products | | 3556-S | 12/83 | 164.4 | 164.4 | 164.4 | .5 | 0 |
| Special industry machinery, n.e.c. | 3559 | | | | | | | |
| Primary products | | 3559-P | 12/81 | 168.1 | 168.6 | 168.2 | 1.3 | -.2 |
| Chemical manufacturing industries machinery, equipment, and parts | | 3559-1 | 12/81 | 166.6 | 167.1 | 166.7 | 1.5 | -.2 |
| Mixing, kneading, crushing, grinding, sifting, emulsifying, or stirring machines | | 3559-124 | 12/81 | 165.5 | 170.1 | 168.3 | 3.9 | -1.1 |
| Other chemical manufacturing machinery and equipment | | 3559-128 | 12/94 | 112.4 | (³) | 112.4 | .2 | (³) |
| Parts for chemical manufacturing machinery and equipment | | 3559-129 | 12/81 | 166.6 | (³) | 172.9 | 8.9 | -1.5 |
| Foundry machinery, equipment, and parts, excluding patterns and molds | | 3559-2 | 02/88 | 164.1 | 164.1 | 164.1 | 0 | 0 |
| Pouring, molding, and blast cleaning machinery and equipment | | 3559-291 | 12/81 | 159.8 | (³) | 159.9 | .4 | (³) |
| Parts for foundry machinery and equipment | | 3559-297 | 12/94 | 118.4 | (³) | 118.7 | .9 | (³) |
| Plastics working machinery, equipment, and parts, excluding patterns and molds | | 3559-3 | 06/87 | 115.5 | (³) | (³) | (³) | (³) |
| Injection molding machines | | 3559-351 | 12/81 | 169.1 | 169.7 | 168.1 | .1 | -.9 |
| Other plastics working machinery and equipment | | 3559-37 | 12/81 | 159.7 | (³) | (³) | (³) | (³) |
| Other plastics working machinery and equipment | | 3559-37 | 06/87 | 144.1 | 144.2 | 144.3 | 3.1 | .1 |

See footnotes at end of table.

Table 5. Producer price indexes for the net output of selected industries and their products, not seasonally adjusted
—Continued

| Industry and product ¹ | Industry code | Product code | Index base | Index | | | Percent change to Sep. 1999 from — | |
|--|---------------|--------------|------------|-----------------------|------------------------|------------------------|------------------------------------|------------------|
| | | | | May 1999 ² | Aug. 1999 ² | Sep. 1999 ² | Sep. 1998 | Aug. 1999 |
| Special industry machinery, n.e.c.—Continued | | | | | | | | |
| Granulators and pelletizers | | 3559-371 | 06/87 | 147.8 | 147.8 | 147.8 | 6.0 | 0 |
| Other plastics working machinery | | 3559-379 | 06/87 | 145.0 | 145.1 | 145.3 | 2.9 | .1 |
| Parts for plastics working machinery | | 3559-381 | 06/87 | 129.1 | 129.1 | 129.1 | -2.6 | 0 |
| Rubber working machinery, equipment, and parts excluding tire molds ... | | 3559-4 | 12/81 | 175.7 | 176.0 | 176.0 | -7 | 0 |
| Other rubber working machinery, including mixers and extruding machines | | 3559-478 | 06/87 | 127.7 | 128.3 | 128.3 | -2.4 | 0 |
| Semiconductor manufacturing equip. (exc furnaces, instruments and photographs) | | 3559-6 | 06/87 | 135.5 | 135.3 | 135.3 | 2.2 | 0 |
| Wafer processing equipment | | 3559-61 | 12/94 | 111.8 | 111.8 | 111.8 | 3.4 | 0 |
| Microlithography | | 3559-611 | 12/94 | 102.4 | 102.4 | 102.4 | 0 | 0 |
| Thin layer deposition | | 3559-612 | 12/94 | 122.2 | 122.2 | 122.2 | (^o) | 0 |
| Etch and strip | | 3559-613 | 12/94 | 102.6 | 102.6 | 102.6 | .2 | 0 |
| Other wafer processing equipment | | 3559-618 | 12/94 | 107.1 | 107.1 | (^o) | (^o) | (^o) |
| Assembly and packaging equipment | | 3559-62 | 12/94 | 112.5 | 111.6 | 111.6 | -5 | 0 |
| Parts for semiconductor manufacturing machinery | | 3559-69 | 12/94 | 105.6 | 105.6 | 105.6 | -9 | 0 |
| Automotive maintenance equipment, except handtools | | 3559-7 | 11/89 | 118.8 | 118.8 | 118.8 | .6 | 0 |
| Frame and body alignment (straightening) equipment and wheel alignment equipment | | 3559-712 | 12/94 | 101.0 | 101.0 | 101.0 | -5 | 0 |
| All other automotive maintenance equipment, except handtools | | 3559-718 | 12/94 | 107.2 | 107.2 | 107.2 | .9 | 0 |
| Parts and attachments for automotive maintenance equipment, excluding handtools | | 3559-719 | 12/94 | 107.2 | 107.2 | 107.2 | 2.2 | 0 |
| Special industry machinery and equipment, not elsewhere classified | | 3559-9 | 12/94 | 107.3 | 107.5 | 107.5 | 1.4 | 0 |
| Concrete products forming equipment and parts | | 3559-916 | 12/81 | 164.8 | 168.1 | 169.4 | 3.6 | .8 |
| Glassmaking machinery and equipment, and parts | | 3559-917 | 12/81 | 175.8 | 175.8 | 175.8 | 3.2 | 0 |
| Industrial sewing machine heads and machinery, and parts | | 3559-922 | 12/94 | 111.8 | 111.8 | 111.8 | .6 | 0 |
| Other special industry machinery, not elsewhere classified, and parts | | 3559-928 | 12/81 | 166.1 | 166.3 | 166.2 | 1.3 | -1 |
| Secondary products and miscellaneous receipts | | 3559-SM | | | | | | |
| Miscellaneous receipts | | 3559-M | 12/81 | 195.1 | 195.1 | 195.1 | 0 | 0 |
| Contract work and other miscellaneous receipts | | 3559-XY9 | 12/94 | (^o) | (^o) | (^o) | (^o) | (^o) |
| Resales | | 3559-Z89 | 06/83 | 150.0 | 150.0 | 150.0 | 0 | 0 |
| Secondary products | | 3559-S | 12/81 | 153.3 | 154.0 | 153.7 | .3 | -2 |
| Special dies and tools, die sets, jigs and fixtures, and industrial molds | | 3544-S | 12/94 | 104.2 | (^o) | (^o) | (^o) | (^o) |
| Secondary products | | 3559-SSS | 12/94 | 100.8 | 101.5 | 101.3 | .6 | -2 |
| General industry machinery and equipment, not elsewhere classified .. | | 3569-S | 12/94 | 104.9 | 104.9 | 104.9 | 0 | 0 |
| General industrial machinery and equipment | 356 | | 12/84 | 149.2 | 149.5 | 149.6 | 1.6 | .1 |
| Pumps and pumping equipment | 3561 | | 12/83 | 155.7 | 156.7 | 156.6 | 1.8 | -1 |
| Primary products | | 3561-P | 12/83 | 158.4 | 159.2 | 159.2 | 1.7 | 0 |
| Industrial pumps, except hydraulic fluid power pumps | | 3561-1 | 12/83 | 163.2 | 164.2 | 163.8 | 1.0 | -2 |
| Domestic water systems | | 3561-4 | 12/83 | 129.2 | 129.2 | 131.0 | 0 | 1.4 |
| Domestic sump pumps, oil-well and oil-field pumps, and all other pumps n.e.c. | | 3561-5 | 12/83 | 128.7 | 128.7 | 128.7 | 3.1 | 0 |
| Parts and attachments for pumps and pumping equipment, excluding compressors | | 3561-6 | 12/83 | 173.0 | 174.2 | 174.3 | 2.9 | .1 |
| Secondary products and miscellaneous receipts | | 3561-SM | | | | | | |
| Miscellaneous receipts | | 3561-M | 12/83 | 138.1 | 141.4 | 141.4 | 3.1 | 0 |
| Resales | | 3561-Z89 | 12/83 | 136.5 | 141.5 | 141.5 | 4.8 | 0 |
| Secondary products | | 3561-SSS | 12/83 | 142.5 | 142.6 | 142.6 | .8 | 0 |
| Ball and roller bearings | 3562 | | 06/83 | 165.8 | 165.8 | 166.0 | .9 | .1 |
| Primary products | | 3562-P | 06/83 | 164.7 | 164.7 | 164.8 | .7 | .1 |
| Ball bearings, unmounted | | 3562-1 | 06/83 | 170.3 | 170.5 | 170.8 | .9 | .2 |
| Double row ball bearings: annular, including self-aligning: ground or precision | | 3562-116 | 06/83 | 103.4 | 103.4 | 103.4 | -1.1 | 0 |
| Angular contact ball bearings: annular, including self-aligning; ground or precision | | 3562-118 | 06/83 | 183.1 | 183.0 | 183.0 | -1 | 0 |
| Other regular single row conrad ball bearings: annular, including self-aligning | | 3562-122 | 06/83 | 203.9 | 203.9 | 203.9 | 1.0 | 0 |
| Over 52 mm. O.D. thru 100 mm. O.D.; ground or precision | | 3562-12205 | 09/89 | 146.2 | 146.2 | 146.2 | 2.5 | 0 |
| Other precision (ABEC 5 & up) single row conrad ball bearings: annular, including self-alignin | | 3562-123 | 06/83 | 165.1 | 165.1 | 165.1 | 0 | 0 |
| Thrust ball bearings | | 3562-131 | 06/83 | 133.8 | 133.8 | 133.8 | -1 | 0 |
| Unground thrust ball bearings | | 3562-13135 | 12/95 | 99.3 | 99.3 | 99.3 | -1.3 | 0 |
| Other ball bearings | | 3562-151 | 06/83 | 195.8 | 195.8 | 195.8 | 5.4 | 0 |
| Tapered roller bearings, unmounted | | 3562-2 | 06/83 | 140.8 | 140.8 | 140.8 | .7 | 0 |
| Cup and cone assemblies shipped as a set | | 3562-232 | 06/89 | 128.2 | 128.2 | 128.2 | .7 | 0 |
| Roller bearings, except tapered, unmounted | | 3562-3 | 06/83 | 189.0 | 188.8 | 189.0 | .1 | .1 |
| Cylindrical roller bearings | | 3562-301 | 06/83 | 196.2 | 195.9 | 195.9 | .8 | 0 |
| Regular cylindrical roller bearings (ABEC 1 and 3) | | 3562-30111 | 06/83 | 183.7 | 183.1 | 183.1 | 1.1 | 0 |
| Precision cylindrical roller bearings (ABEC 5 and up) | | 3562-30112 | 06/89 | 173.2 | 173.2 | 173.2 | 0 | 0 |
| Spherical roller bearings including hourglass and barrel | | 3562-321 | 06/83 | 184.1 | 184.1 | 184.1 | -1.3 | 0 |
| Single row spherical roller bearings | | 3562-32124 | 06/83 | 112.6 | (^o) | 112.6 | 1.0 | (^o) |
| Needle roller bearings | | 3562-341 | 06/83 | 191.3 | 191.3 | 191.3 | 0 | 0 |
| Other roller bearings | | 3562-398 | 06/83 | 161.7 | (^o) | 163.8 | 1.3 | (^o) |
| Mounted bearings, except plain | | 3562-4 | 06/83 | 184.7 | 184.7 | 184.7 | 2.6 | 0 |
| Mounted ball bearings, unit and/or split mounted | | 3562-417 | 06/83 | 181.3 | 181.3 | 181.3 | 3.0 | 0 |

See footnotes at end of table.

Table 5. Producer price indexes for the net output of selected industries and their products, not seasonally adjusted
—Continued

| Industry and product ¹ | Industry code | Product code | Index base | Index | | | Percent change to Sep. 1999 from — | |
|---|---------------|--------------|------------|-----------------------|------------------------|------------------------|------------------------------------|------------------|
| | | | | May 1999 ² | Aug. 1999 ² | Sep. 1999 ² | Sep. 1999 | Aug. 1999 |
| Ball and roller bearings—Continued | | | | | | | | |
| Ball and roller bearing parts and components, including balls and rollers sold separately | | 3562-9 | 06/83 | 155.4 | 154.9 | 154.9 | -0.6 | 0 |
| Other antifriction ball bearing components and parts | | 3562-921 | 06/83 | 111.3 | 105.4 | 105.4 | -5.4 | 0 |
| Rollers | | 3562-931 | 07/83 | 110.6 | (⁹) | 110.6 | 0 | (⁹) |
| Other antifriction roller bearing components and parts | | 3562-941 | 08/89 | 167.5 | 167.5 | 167.5 | -4 | 0 |
| Air and gas compressors | | | | | | | | |
| Primary products | 3563 | | 06/84 | 140.0 | 139.9 | 139.9 | 1.3 | 0 |
| Air and gas compressors and vacuum pumps | | 3563-P | 06/84 | 137.8 | 137.9 | 137.9 | 1.2 | 0 |
| Air compressors | | 3563-1 | 06/84 | 141.8 | 141.2 | 141.3 | .2 | .1 |
| Portable air compressors | | 3563-11 | 06/84 | 130.7 | 130.6 | 130.6 | .2 | 0 |
| Stationary air compressors | | 3563-116 | 06/84 | 124.5 | 124.4 | 124.4 | -2 | 0 |
| Gas compressors | | 3563-117 | 12/98 | 100.4 | 100.2 | 100.3 | (⁹) | .1 |
| Other pumps and compressors | | 3563-12 | 06/84 | 163.0 | 160.5 | 160.9 | .3 | .2 |
| Parts and attachments for air and gas compressors and vacuum pumps | | 3563-13 | 06/84 | 160.0 | 160.0 | 160.0 | .1 | 0 |
| Industrial spraying equipment | | 3563-2 | 06/84 | 132.6 | 134.5 | 134.4 | 5.2 | -1 |
| Secondary products and miscellaneous receipts | | 3563-5 | 06/84 | 125.6 | (⁹) | (⁹) | (⁹) | (⁹) |
| Miscellaneous receipts | | 3563-SM | | | | | | |
| Resales | | 3563-M | 11/86 | 141.2 | (⁹) | 141.3 | 3.7 | (⁹) |
| Secondary products | | 3563-Z89 | 12/91 | 138.3 | (⁹) | 138.4 | 3.6 | (⁹) |
| Secondary products | | 3563-S | 06/84 | 147.6 | 145.4 | 145.4 | -1.0 | 0 |
| Industrial and commercial fans and blowers and air purification equipment | | | | | | | | |
| Primary products | 3564 | | 12/83 | 151.9 | 152.3 | 152.4 | 1.1 | .1 |
| Centrifugal fans and blowers | | 3564-P | 12/83 | 147.8 | 148.2 | 148.3 | .9 | .1 |
| Blower-filter units | | 3564-3 | 12/83 | 145.0 | 145.3 | 145.3 | 1.4 | .0 |
| Classes I and II fans (over 1.5 inches to 6.75 inches max. total pressure) | | 3564-317 | 07/86 | 164.4 | 167.5 | 167.5 | 2.8 | 0 |
| Classes III and IV fans (over 6.75 inches max. total pressure) | | 3564-319 | 12/83 | 121.3 | 121.3 | 121.3 | .1 | 0 |
| Industrial fans, excluding blowers | | 3564-321 | 12/83 | 139.1 | 139.1 | 139.1 | 1.9 | 0 |
| Axial fans, propeller fans and accessories, and power roof ventilators | | 3564-324 | 12/83 | 143.7 | 143.7 | 143.7 | .8 | 0 |
| Axial fans | | 3564-4 | 12/83 | 178.1 | 178.3 | 178.3 | -.8 | 0 |
| Axial fans, directly connected to driver | | 3564-413 | 12/83 | 179.7 | 180.1 | 180.1 | 1.8 | 0 |
| Axial fans, belt driven | | 3564-41311 | 12/83 | 188.2 | 188.7 | 188.7 | 1.9 | 0 |
| Propeller fans and accessories, industrial | | 3564-41312 | 12/83 | 148.7 | 148.7 | 148.7 | .8 | 0 |
| Propeller fans, industrial, directly connected to driver | | 3564-433 | 05/84 | 165.3 | 165.3 | 165.3 | -5.4 | 0 |
| Parts for fans and blowers | | 3564-43311 | 05/84 | 197.2 | 197.2 | 197.2 | .3 | 0 |
| Power roof ventilators and parts | | 3564-439 | 05/85 | 149.7 | 149.7 | 149.9 | 0 | .1 |
| Power roof ventilators: axial and propeller | | 3564-441 | 12/83 | 155.3 | 155.3 | 155.3 | -6 | 0 |
| Power roof ventilators: centrifugal | | 3564-44111 | 12/83 | 166.0 | (⁹) | (⁹) | (⁹) | (⁹) |
| Dust collection and other air purification equipment for hvac systems | | 3564-44112 | 12/83 | 148.0 | 148.0 | 148.0 | -2.1 | 0 |
| Air filters for air conditioners and furnaces, of 2400 cfm and under | | 3564-5 | 12/83 | 138.7 | 139.0 | 139.1 | 1.3 | .1 |
| Other dust collection and other air purification equipment | | 3564-543 | 12/83 | 126.2 | 126.5 | 127.1 | .9 | .5 |
| Dust collection and other air purification equip. for ind. gas cleaning systems | | 3564-549 | 03/85 | 138.2 | 138.4 | 138.3 | .1 | -1 |
| Particulate emission collectors | | 3564-6 | 12/83 | 130.8 | 131.8 | 132.1 | 1.7 | .2 |
| Fabric filters | | 3564-651 | 06/89 | 124.8 | 126.2 | 126.6 | 2.2 | .3 |
| Mechanical collectors | | 3564-65113 | 06/89 | 121.5 | (⁹) | 122.3 | 1.1 | (⁹) |
| Gas emission control devices | | 3564-65115 | 06/89 | 131.9 | 135.7 | 135.7 | 6.2 | 0 |
| Scrubbers (gas absorber) and gas adsorbers | | 3564-662 | 12/83 | 125.0 | 125.0 | 125.0 | .9 | 0 |
| Secondary products and miscellaneous receipts | | 3564-66217 | 12/96 | 101.2 | 101.2 | 101.2 | .9 | 0 |
| Secondary products | | 3564-SM | | | | | | |
| Secondary products | | 3564-S | 12/83 | 165.4 | 165.4 | 165.4 | 2.4 | 0 |
| Secondary products | | 3564-SSS | 06/89 | 134.8 | 134.8 | 134.8 | 2.5 | 0 |
| Packing, packaging and bottling machinery | | | | | | | | |
| Primary products | 3565 | | 12/88 | 130.3 | 130.6 | 130.7 | 2.0 | .1 |
| Packing, packaging and bottling machinery, excluding parts | | 3565-P | 12/88 | 131.0 | 131.3 | 131.5 | 2.0 | .2 |
| Filling machinery | | 3565-3 | 12/88 | 129.9 | 130.3 | 130.4 | 1.7 | .1 |
| Forming, filling and sealing machinery, bag or pouch(must perform all three func | | 3565-331 | 12/88 | 131.1 | 131.1 | 131.1 | .5 | 0 |
| Wrapping, banding, bundling, fastening, and sleeve wrapping machinery | | 3565-333 | 12/88 | 143.8 | 143.8 | 143.8 | 3.8 | 0 |
| Case forming, opening, loading, unloading, and sealing machinery | | 3565-334 | 12/96 | 107.9 | 107.9 | 107.9 | 2.3 | 0 |
| Cartoning, multipacking, and leaflet/coupon placing machinery | | 3565-336 | 12/88 | 138.8 | 138.8 | 138.8 | .8 | 0 |
| Labeling, code marking, and imprinting machinery | | 3565-337 | 12/96 | 103.6 | 105.3 | 105.3 | .5 | 0 |
| Other packaging and bottling machinery | | 3565-338 | 12/96 | 103.4 | (⁹) | 104.4 | 2.1 | (⁹) |
| Parts for packaging and bottling machinery | | 3565-339 | 12/96 | 105.9 | 105.9 | 105.9 | 2.0 | 0 |
| Secondary products and miscellaneous receipts | | 3565-4 | 12/88 | 136.8 | 136.8 | 137.3 | 3.5 | .4 |
| Miscellaneous receipts | | 3565-SM | | | | | | |
| Resales | | 3565-M | 12/88 | 118.2 | 118.2 | 118.2 | 3.0 | 0 |
| Secondary products | | 3565-Z89 | 12/88 | 120.7 | 120.7 | 120.7 | 4.6 | 0 |
| Secondary products | | 3565-S | 12/88 | 132.2 | 132.2 | 132.2 | 1.6 | 0 |
| Speed changers, industrial high-speed drives, and gears | | | | | | | | |
| Primary products | 3566 | | 12/83 | 162.0 | 162.0 | 162.1 | 2.1 | .1 |
| Nonhydraulic variable speed changers and industrial high-speed drives .. | | 3566-P | 12/83 | 156.7 | 156.7 | 156.8 | 2.1 | .1 |
| Mechanical nonhydraulic variable speed changers, excluding value of drivers | | 3566-1 | 06/89 | 121.2 | 121.4 | 121.4 | 1.2 | 0 |
| Industrial high speed drives, fixed ratio | | 3566-111 | 12/83 | 134.7 | 135.0 | 135.0 | .4 | 0 |
| Industrial high speed drives, fixed ratio | | 3566-121 | 12/83 | 144.4 | 144.4 | 144.4 | 2.8 | 0 |

See footnotes at end of table.

Table 5. Producer price indexes for the net output of selected industries and their products, not seasonally adjusted—Continued

| Industry and product ¹ | Industry code | Product code | Index base | Index | | | Percent change to Sep. 1999 from — | |
|--|---------------|--------------|------------|-----------------------|------------------------|------------------------|------------------------------------|------------------|
| | | | | May 1999 ² | Aug. 1999 ² | Sep. 1999 ² | Sep. 1999 | Aug. 1999 |
| Speed changers, industrial high-speed drives, and gears—Continued | | | | | | | | |
| Speed reducers, fixed ratio, enclosed, except gear motors | | 3566-2 | 12/83 | 194.3 | 194.2 | 194.2 | 2.6 | 0 |
| Worm gear reducers | | 3566-21 | 12/83 | 189.0 | 189.1 | 189.0 | 2.7 | -1 |
| 3-inch to 5.99-inch centers | | 3566-218 | 12/83 | 162.0 | 162.1 | 162.1 | 2.1 | 0 |
| Less than 3-inch centers | | 3566-219 | 12/83 | 171.4 | 171.3 | 171.3 | 3.4 | 0 |
| Helical, herringbone, spur and spiral bevel reducers | | 3566-22 | 12/83 | 212.6 | 212.6 | 212.6 | 1.8 | 0 |
| More than 15-inch low speed centers | | 3566-227 | 12/83 | 216.5 | 216.5 | 216.5 | 2.0 | 0 |
| 15-inch low speed centers or less | | 3566-228 | 12/83 | 211.2 | 211.2 | 211.2 | 1.5 | 0 |
| Shaft mounted reducers and screw conveyor drives | | 3566-23 | 12/83 | 171.6 | 171.0 | 171.0 | 4.8 | 0 |
| Gear motors, sold with motors, including 'C' flange and scoop mount units | | 3566-3 | 12/83 | 152.3 | 152.3 | 152.3 | 1.5 | 0 |
| Worm gear motors | | 3566-33 | 12/83 | 174.3 | 174.3 | 174.3 | 1.5 | 0 |
| Helical, herringbone, spur, or spiral bevel gear motors | | 3566-34 | 12/83 | 141.6 | 141.6 | 141.6 | 1.4 | 0 |
| Less than 1 horsepower | | 3566-343 | 07/96 | 106.6 | 106.6 | 106.6 | .4 | 0 |
| Loose gears, pinions, and racks excluding spare parts for reducers | | 3566-4 | 12/83 | 131.5 | 131.5 | 131.7 | 1.9 | .2 |
| Coarse pitch (less than 19.9 diametral pitch) | | 3566-411 | 12/83 | 130.0 | 130.0 | 130.3 | 2.0 | .2 |
| Helical, herringbone, and spur gears | | 3566-4114 | 12/83 | 122.8 | 122.8 | 123.1 | 2.5 | .2 |
| 24 inches or less | | 3566-41142 | 12/83 | 118.3 | 118.3 | 119.1 | .9 | .7 |
| More than 24 inches diameter through 72 inches diameter | | 3566-41143 | 12/83 | 126.3 | 126.3 | 126.3 | 3.8 | .0 |
| Others, including bevel gears and racks | | 3566-4116 | 12/83 | 149.6 | 149.6 | 149.6 | 1.6 | 0 |
| Fine pitch (19.9 diametral pitch and finer) | | 3566-421 | 12/83 | 143.9 | 143.9 | 143.9 | 2.0 | 0 |
| Parts and components for speed changers, drives, gears, and reducers | | 3566-5 | 12/83 | 193.9 | 193.9 | 193.9 | 1.8 | 0 |
| Parts and components for speed changers, drives, gears, and reducers | | 3566-551 | 12/83 | 193.9 | 193.9 | 193.9 | 1.8 | 0 |
| Secondary products and miscellaneous receipts | | 3566-SM | | | | | | |
| Miscellaneous receipts | | 3566-M | 07/84 | 148.3 | 148.3 | 148.3 | 2.6 | 0 |
| Resales | | 3566-Z89 | 07/84 | 135.0 | 135.0 | 135.0 | 2.6 | 0 |
| Secondary products | | 3566-S | 12/83 | 202.0 | 202.1 | 202.3 | 2.5 | .1 |
| Secondary products | | 3566-SSS | 12/83 | 232.2 | 232.2 | 233.2 | 3.1 | .4 |
| Other power transmission equipment | | 3568-S | 12/83 | 173.6 | 173.7 | 173.7 | 2.1 | 0 |
| Industrial process furnaces and ovens | | | | | | | | |
| Primary products | 3567 | 3567-P | 06/81 | 162.5 | 162.7 | 162.7 | 1.1 | 0 |
| Electric industrial furnaces, ovens and kilns, excluding induction | | 3567-1 | 06/81 | 160.5 | 160.7 | 160.6 | 1.1 | -1 |
| Electric furnaces | | 3567-11 | 12/86 | 165.0 | 165.0 | 165.0 | 1.2 | 0 |
| Metal processing and heat treating (such as annealing, hardening, carburizing, etc.) | | 3567-118 | 12/86 | 130.2 | 130.2 | 130.2 | 1.6 | 0 |
| Electric industrial ovens and kilns, including infrared | | 3567-19 | 12/86 | 132.7 | 132.7 | 132.7 | .9 | 0 |
| Fuel-fired industrial furnaces, ovens, and kilns | | 3567-2 | 12/86 | 138.5 | 138.5 | 138.5 | .1 | 0 |
| Fuel-fired furnaces including parts and attachments | | 3567-21 | 06/81 | 155.6 | 155.7 | 155.7 | 1.5 | 0 |
| Electrical heat. equip. for industrial use, n.e.c. (exc. soldering irons) and parts and attach | | 3567-21 | 12/86 | 148.5 | 148.6 | 148.6 | 2.2 | 0 |
| Industrial electric heating units and devices, except heating units for electric furnaces | | 3567-5 | 06/81 | 165.2 | 165.7 | 165.7 | 1.0 | 0 |
| Parts and attach. for ind. furn. and ovens, including electric heating units | | 3567-55 | 12/86 | 143.0 | 143.6 | 143.5 | 1.1 | -1 |
| Secondary products and miscellaneous receipts | | 3567-59 | 06/81 | 149.3 | 149.4 | 149.4 | .5 | 0 |
| Miscellaneous receipts | | 3567-SM | | | | | | |
| Secondary products | | 3567-M | 12/86 | 108.4 | 108.4 | 108.4 | 2.5 | 0 |
| Secondary products | | 3567-S | 06/81 | 182.3 | 182.3 | 182.3 | .3 | 0 |
| Power transmission equipment, n.e.c. | | | | | | | | |
| Primary products | 3568 | 3568-P | 12/84 | 151.7 | 151.9 | 151.9 | 3.2 | 0 |
| Plain bearings and bushings, except automotive and aircraft | | 3568-1 | 12/84 | 149.3 | 149.6 | 149.6 | 3.0 | 0 |
| Plain bearings and bushings, unmounted, machined, excluding carbon and graphite | | 3568-1 | 12/84 | 129.5 | 128.7 | 128.7 | 1.5 | 0 |
| Mounted bearings, plain | | 3568-115 | 12/84 | 128.8 | 127.9 | 127.9 | 1.4 | 0 |
| Mounted bearings, plain | | 3568-151 | 12/84 | 152.6 | (⁹) | 152.6 | 2.0 | (⁹) |
| Power transmission equipment, except speed changers, drives, and gears, n.e.c. | | 3568-3 | 12/84 | 153.6 | 154.1 | 154.1 | 3.1 | 0 |
| Clutches and brakes | | 3568-3A | 12/84 | 165.9 | 165.9 | 165.9 | 4.2 | 0 |
| All other clutches and brakes | | 3568-319 | 12/84 | 175.3 | 175.3 | 175.3 | 2.5 | 0 |
| Flexible couplings | | 3568-3B | 12/84 | 141.7 | 141.7 | 141.7 | 1.5 | 0 |
| 1-inch nominal bore and over, gear type | | 3568-321 | 12/84 | 98.7 | (⁹) | 98.7 | 0 | (⁹) |
| 1-inch nominal bore and over, other than gear type | | 3568-322 | 12/84 | 167.6 | 167.6 | 167.6 | 1.9 | 0 |
| Less than 1-inch nominal bore | | 3568-324 | 12/84 | 158.2 | 158.2 | 158.2 | 1.2 | 0 |
| Chains for sprocket drives | | 3568-3C | 12/84 | 157.1 | 157.1 | 157.1 | 2.5 | 0 |
| ASA standard roller chain | | 3568-333 | 12/84 | 155.7 | 155.7 | 155.7 | 3.4 | 0 |
| Other chains for sprocket drives | | 3568-335 | 12/84 | 158.2 | 158.2 | 158.2 | 1.9 | 0 |
| Sprockets | | 3568-3D | 12/84 | 134.0 | 134.0 | 134.0 | .2 | 0 |
| For ASA standard roller chains | | 3568-343 | 07/89 | 118.0 | 118.0 | 118.0 | .3 | 0 |
| Pulleys | | 3568-3E | 12/84 | 146.0 | 146.0 | 146.0 | 3.0 | 0 |
| Pulleys | | 3568-351 | 12/84 | 146.0 | 146.0 | 146.0 | 3.0 | 0 |
| Other power transmission equipment, except aircraft, automobile, truck, and bus | | 3568-3G | 06/89 | 128.7 | 129.9 | 129.9 | 4.5 | 0 |
| Ball joints, drive/flexible shafts, drive shaft and sprocket drive chain parts | | 3568-393 | 06/89 | 123.3 | 123.3 | 123.3 | -2 | 0 |
| All other mechanical power transmission equip., except aircraft, automobile, truck, and bus | | 3568-399 | 06/89 | 128.7 | 130.2 | 130.2 | 5.7 | 0 |
| Secondary products and miscellaneous receipts | | 3568-SM | | | | | | |
| Miscellaneous receipts | | 3568-M | 02/85 | 158.8 | 158.8 | 158.8 | 1.5 | 0 |
| Resales | | 3568-Z89 | 02/85 | 152.5 | 152.5 | 152.5 | 1.5 | 0 |
| Secondary products | | 3568-S | 12/84 | 166.7 | 166.7 | 166.7 | 8.0 | 0 |

See footnotes at end of table.

Table 5. Producer price indexes for the net output of selected industries and their products, not seasonally adjusted
—Continued

| Industry and product ¹ | Industry code | Product code | Index base | Index | | | Percent change to Sep. 1999 from — | |
|---|---------------|--------------|------------|-----------------------|------------------------|------------------------|------------------------------------|------------------|
| | | | | May 1999 ² | Aug. 1999 ² | Sep. 1999 ² | Sep. 1998 | Aug. 1999 |
| General industrial machinery, n.e.c. | 3569 | | 12/84 | 153.3 | 154.2 | 154.3 | 1.6 | 0.1 |
| Primary products | | 3569-P | 12/84 | 155.0 | 155.4 | 155.6 | 1.6 | .1 |
| Filters and strainers, except fluid power | | 3569-3 | 12/88 | 138.2 | 138.3 | 138.7 | 2.2 | .3 |
| Containment (housing) devices | | 3569-3A | 12/88 | 137.8 | 137.7 | 137.7 | 2.4 | 0 |
| For water | | 3569-305 | 12/95 | 107.2 | 107.1 | (³) | (³) | (³) |
| For other fluids | | 3569-307 | 12/95 | 107.6 | 107.6 | 107.6 | 2.4 | 0 |
| Media | | 3569-3B | 12/88 | 139.2 | 139.5 | 140.3 | 2.0 | .6 |
| Reusable (cleanable) | | 3569-311 | 12/88 | 142.3 | 143.7 | 143.7 | 1.0 | 0 |
| Nonreusable, including disposable (throw away) filter cartridges | | 3569-312 | 12/88 | 137.2 | 136.8 | 138.1 | 2.5 | 1.0 |
| Industrial robots, attachments and parts | | 3569-4 | 12/95 | 97.6 | (³) | 97.6 | 0 | (³) |
| Filters for hydraulic and pneumatic fluid power systems | | 3569-7 | 12/88 | 145.3 | 145.7 | 145.9 | 1.2 | .1 |
| General industrial machinery, n.e.c. | | 3569-9 | 12/84 | 152.0 | 152.8 | 152.8 | 1.5 | 0 |
| Compressed air and gas dryers | | 3569-935 | 12/84 | 128.3 | (³) | (³) | (³) | (³) |
| Lubricating systems, industrial, centralized and automatic | | 3569-941 | 12/84 | 191.5 | 191.5 | 191.5 | 2.4 | 0 |
| Sifting and screening machines | | 3569-943 | 12/95 | 107.0 | 107.0 | 107.0 | 0 | 0 |
| Centrifugals and separators, except cream, grain, and berry | | 3569-951 | 12/84 | 152.3 | 152.3 | 152.3 | -2.2 | 0 |
| Automatic fire sprinklers | | 3569-961 | 05/86 | 156.4 | 157.7 | 157.7 | -1.8 | 0 |
| Other general industrial machinery | | 3569-998 | 12/84 | 147.7 | 148.7 | 148.7 | 2.1 | 0 |
| Parts for other general industrial machinery, n.e.c. | | 3569-999 | 12/95 | 104.9 | 104.9 | 104.9 | 1.5 | 0 |
| Secondary products and miscellaneous receipts | | 3569-SM | | | | | | |
| Miscellaneous receipts | | 3569-M | 12/84 | 163.1 | 169.5 | 169.5 | 1.9 | 0 |
| Resales | | 3569-Z89 | 12/84 | 160.9 | 160.9 | 160.9 | -3.3 | 0 |
| Secondary products | | 3569-S | 12/84 | 133.9 | 133.9 | 133.9 | 2.0 | 0 |
| Secondary products | | 3569-SSS | 12/95 | 104.6 | 104.6 | 104.6 | 1.9 | 0 |
| Office, computing, and accounting machines | 357 | | 12/84 | 44.6 | 43.2 | 43.1 | -9.5 | -2 |
| Electronic computers | 3571 | | 12/98 | 92.7 | 88.0 | 87.7 | -15.5 | -3 |
| Primary products | | 3571-P | 12/98 | 88.4 | 83.7 | 83.2 | -21.4 | -6 |
| General purpose digital computers | | 3571-1 | 12/98 | 86.5 | 81.0 | 80.5 | -24.6 | -6 |
| Large-scale (64 MB or more in minimum main memory configuration) . | | 3571-11 | 12/98 | 84.9 | 79.6 | 79.6 | -22.6 | 0 |
| Mid-range (<64 MB in min. main memory configuration); excl. PCs | | | | | | | | |
| and workstations | | 3571-12 | 12/98 | 88.6 | 79.6 | 78.5 | -25.9 | -1.4 |
| Personal computers and workstations (excluding portable computers) . | | 3571-14 | 12/98 | 88.5 | 83.7 | 82.7 | -26.1 | -1.2 |
| Portable computers (with attached display) | | 3571-15 | 12/98 | 80.1 | 77.7 | 77.0 | -31.3 | -9 |
| Other computers | | 3571-2 | 12/98 | 100.0 | 100.0 | 100.0 | 0 | 0 |
| Secondary products and miscellaneous receipts | | 3571-SM | | | | | | |
| Miscellaneous receipts | | 3571-M | 12/98 | (³) | (³) | (³) | (³) | (³) |
| Contract work and other miscellaneous receipts | | 3571-XY9 | 12/98 | (³) | (³) | (³) | (³) | (³) |
| Secondary products | | 3571-S | 12/98 | 97.8 | 90.2 | (³) | (³) | (³) |
| Other secondary products | | 3571-SS | 12/98 | 97.8 | 90.2 | (³) | (³) | (³) |
| Computer storage devices | 3572 | | 12/98 | 99.2 | 91.3 | 90.7 | -13.9 | -7 |
| Primary products | | 3572-P | 12/98 | 98.8 | 91.7 | 90.8 | -12.9 | -1.0 |
| Computer storage devices, except parts | | 3572-1 | 12/98 | 98.3 | 91.2 | 90.3 | -10.9 | -1.0 |
| Random access storage devices | | 3572-11 | 12/98 | 98.6 | 83.5 | 81.7 | -19.0 | -2.2 |
| Hard disk drives (rigid magnetic media) | | 3572-111 | 12/98 | 97.6 | 78.6 | 76.3 | -24.7 | -2.9 |
| With media size of 3.5 inches and over but less than 5.25 inches | | 3572-1117 | 12/98 | (³) | (³) | (³) | (³) | (³) |
| Disk subsystems and disk arrays (RAID) | | 3572-1145 | 12/98 | 96.4 | 94.5 | 94.5 | -10.9 | 0 |
| Optical disk drives | | 3572-113 | 12/92 | 65.2 | 64.1 | 64.1 | .5 | 0 |
| CD-ROM drives, including single disk and juke box types | | 3572-1131 | 02/95 | 56.1 | 55.0 | 55.0 | (³) | 0 |
| Serial access storage devices | | 3572-12 | 12/92 | 57.6 | 57.2 | 57.2 | -4.5 | 0 |
| Quarter-inch tape drives | | 3572-122 | 12/92 | 36.7 | 35.5 | 35.5 | -24.6 | 0 |
| Helical scan and data cassette tape drives | | 3572-125 | 12/94 | 53.2 | 53.1 | 52.6 | -9.3 | -9 |
| Other serial access storage devices | | 3572-129 | 12/92 | 64.4 | 64.4 | 64.4 | -1.2 | 0 |
| Secondary products and miscellaneous receipts | | 3572-SM | | | | | | |
| Computer Terminals | 3575 | | 12/93 | 90.4 | 89.6 | 90.0 | -3.9 | .4 |
| Primary products | | 3575-P | 12/93 | 88.3 | 87.6 | 88.0 | -2.8 | .5 |
| Display terminals, incl. graphics type, whether or not incorporating a | | | | | | | | |
| printing mechanism | | 3575-3 | 12/93 | 88.8 | 87.7 | 88.3 | -3.9 | .7 |
| X-terminals | | 3575-311 | 12/93 | 58.4 | 54.4 | 56.6 | (³) | 4.0 |
| Other than X-terminals | | 3575-321 | 12/93 | 100.3 | 100.3 | 100.3 | 0 | 0 |
| 13" or less display | | 3575-32111 | 12/93 | 110.3 | 110.3 | 110.3 | (³) | 0 |
| Secondary products and miscellaneous receipts | | 3575-SM | | | | | | |
| Computer peripheral equipment, n.e.c. | 3577 | | 12/93 | 80.1 | 80.0 | 79.8 | -4.7 | -3 |
| Primary products | | 3577-P | 12/93 | 75.8 | 75.8 | 75.6 | -6.0 | -3 |
| Computer peripheral (I/O) equipment, n.e.c., except parts, attachments, | | | | | | | | |
| & acces | | 3577-1 | 12/93 | 66.0 | 66.0 | 65.6 | -8.9 | -6 |
| Computer printers | | 3577-12 | 12/93 | 59.9 | 60.0 | 59.2 | -14.3 | -1.3 |
| All other peripheral equipment, n.e.c. | | 3577-15 | 06/99 | (³) | 100.0 | 100.0 | (³) | 0 |
| Parts, attachments, & access. for computer peripheral (I/O) equipment, | | | | | | | | |
| n.e.c. | | 3577-2 | 12/93 | 101.4 | 101.4 | 101.4 | .1 | 0 |
| Secondary products and miscellaneous receipts | | 3577-SM | | | | | | |
| Resales and miscellaneous receipts | | 3577-M | 12/93 | (³) | (³) | 100.0 | (³) | (³) |
| Calculating and accounting machines | 3578 | | 06/85 | 87.1 | 87.1 | 87.2 | 0 | .1 |
| Primary products | | 3578-P | 06/85 | 84.9 | 84.9 | 85.0 | -4 | .1 |

See footnotes at end of table.

Table 5. Producer price indexes for the net output of selected industries and their products, not seasonally adjusted—Continued

| Industry and product ¹ | Industry code | Product code | Index base | Index | | | Percent change to Sep. 1999 from — | |
|---|---------------|--------------|------------|-----------------------|------------------------|------------------------|------------------------------------|------------------|
| | | | | May 1999 ² | Aug. 1999 ² | Sep. 1999 ² | Sep. 1999 | Aug. 1999 |
| Calculating and accounting machines—Continued | | | | | | | | |
| Parts and attachments for calculating and accounting machines | | 3578-3 | 06/85 | 85.8 | 86.5 | 86.5 | -2.0 | 0 |
| Calculating and accounting machines incl POS terminals and calculators | | 3578-5 | 12/96 | 100.7 | 100.7 | 100.8 | -2 | .1 |
| Secondary products and miscellaneous receipts | | 3578-SM | | | | | | |
| Miscellaneous receipts | | 3578-M | 06/85 | 110.7 | 110.7 | 110.7 | 2.9 | .0 |
| Secondary products | | 3578-S | 06/85 | 82.2 | (⁹) | 82.2 | (⁹) | (⁹) |
| Office machines, not elsewhere classified | 3579 | | | | | | | |
| Primary products | | 3579-P | 06/85 | 119.2 | 120.5 | 120.5 | 2.6 | 0 |
| Parts and attachments for standard typewriters and other office machines, n.e.c. | | 3579-A | 06/85 | 110.3 | 112.0 | 112.0 | 1.6 | 0 |
| For office machines, n.e.c., except duplicating machines, sold separately | | 3579-A51 | 12/94 | 100.2 | 100.2 | 100.2 | 0 | 0 |
| Mailing, letter handling, and addressing machines, except parts and attachments | | 3579-5 | 06/85 | 113.9 | 116.5 | 116.5 | 2.4 | 0 |
| Mailing machines and postage franking machines | | 3579-541 | 06/85 | 112.0 | 116.4 | 116.4 | 3.9 | 0 |
| Addressing and collating machines | | 3579-549 | 12/94 | 100.6 | 100.6 | 100.6 | .7 | 0 |
| Standard typewriters and all other office machines, n.e.c. | | 3579-9 | 12/94 | 101.3 | 101.3 | 101.3 | .4 | 0 |
| Time recording and time stamp machines | | 3579-933 | 06/85 | 147.0 | (⁹) | 147.0 | 0 | (⁹) |
| Standard typewriters and all other office machines, n.e.c. | | 3579-998 | 12/94 | 97.3 | 97.3 | 97.3 | -1.0 | 0 |
| Secondary products and miscellaneous receipts | | 3579-SM | | | | | | |
| Miscellaneous receipts | | 3579-M | 06/85 | 149.9 | (⁹) | 149.9 | (⁹) | (⁹) |
| Secondary products | | 3579-S | 06/85 | 122.0 | 122.0 | 122.0 | 3.0 | 0 |
| Refrigeration and service industry machinery | 358 | | 12/84 | 132.4 | 132.5 | 132.4 | -1 | -1 |
| Automatic merchandising machines | 3581 | | 06/82 | 122.8 | 122.7 | 122.6 | -1 | -1 |
| Primary products | | 3581-P | 06/82 | 122.6 | 122.4 | 122.4 | -1 | 0 |
| Automatic merchandising machines, coin-operated, excluding parts | | 3581-1 | 06/82 | 120.9 | 120.9 | 120.9 | .2 | 0 |
| Vending machines for beverages | | 3581-11 | 06/82 | 115.1 | 115.1 | 115.1 | .1 | 0 |
| Soft drink | | 3581-115 | 06/82 | 108.9 | 108.9 | 108.9 | 0 | 0 |
| Canned beverage (refrigerated) | | 3581-11501 | 06/82 | 106.6 | 106.6 | 106.6 | .1 | 0 |
| Other vending machines for beverages (includes hot beverage and package milk and juice) | | 3581-118 | 06/94 | 104.2 | (⁹) | 104.2 | 0 | (⁹) |
| Vending machines for confections and foods | | 3581-12 | 06/82 | 129.0 | 129.0 | 129.0 | 0 | 0 |
| Confections and foods, other than bagged | | 3581-126 | 06/87 | 117.4 | 117.4 | 117.4 | 0 | 0 |
| Other vending machines, incl. cigarettes, water, ice and stamps | | 3581-13 | 06/82 | 135.9 | 135.9 | 135.9 | 1.4 | 0 |
| Coin-operated mechanisms and other parts for automatic merchandising machines | | 3581-2 | 12/88 | 111.4 | 110.6 | 110.6 | -1.1 | 0 |
| Coin-operated mechanisms (for sale separately), incl. changers and locks | | 3581-251 | 07/94 | 99.8 | (⁹) | 98.8 | -1.5 | (⁹) |
| Parts for automatic merchandising machines, except coin-operated mechanisms | | 3581-269 | 12/89 | 108.4 | (⁹) | 108.4 | 0 | (⁹) |
| Secondary products and miscellaneous receipts | | 3581-SM | | | | | | |
| Miscellaneous receipts | | 3581-M | 06/94 | 107.6 | (⁹) | (⁹) | (⁹) | (⁹) |
| Commercial laundry equipment | 3582 | | 12/82 | 171.6 | 172.0 | 173.6 | 2.3 | .9 |
| Primary products | | 3582-P | 12/82 | 156.4 | 156.9 | 158.5 | 2.6 | 1.0 |
| Laundry equipment | | 3582-1 | 12/82 | 152.8 | 153.4 | 155.2 | 2.4 | 1.2 |
| Washer-extractor combinations | | 3582-113 | 12/82 | 158.3 | 159.4 | 165.8 | 8.1 | 4.0 |
| Other than coin-operated | | 3582-11312 | 12/82 | 162.1 | 164.0 | 167.8 | 6.0 | 2.3 |
| Drying tumblers | | 3582-114 | 12/82 | 170.8 | 170.7 | 170.8 | -1.9 | .1 |
| Other than coin-operated | | 3582-11412 | 12/82 | 163.7 | 163.2 | 163.7 | -5.5 | .3 |
| Flatwork ironers | | 3582-115 | 12/82 | 134.9 | 134.9 | 134.9 | 4.0 | 0 |
| Other commercial laundry equipment | | 3582-117 | 12/82 | 157.4 | 159.7 | 157.4 | 1.1 | -1.4 |
| Commercial laundry equipment parts, attachments and accessories | | 3582-118 | 12/82 | 101.7 | (⁹) | 101.7 | 0 | (⁹) |
| Dry cleaning equipment | | 3582-2 | 12/82 | 174.2 | 174.2 | 173.9 | 3.7 | -2 |
| Dry cleaning units, incl. coin and non-coin operated | | 3582-202 | 06/87 | 109.6 | 109.6 | 109.6 | .7 | 0 |
| Dry cleaning presses | | 3582-205 | 12/82 | 179.7 | (⁹) | 181.7 | 2.9 | (⁹) |
| Other dry cleaning equipment, incl. reclaiming units and manufacturers' presses | | 3582-207 | 06/87 | 150.1 | (⁹) | 148.4 | (⁹) | (⁹) |
| Secondary products and miscellaneous receipts | | 3582-SM | | | | | | |
| Secondary products | | 3582-S | 12/82 | 202.0 | (⁹) | (⁹) | (⁹) | (⁹) |
| Refrigeration and heating equipment | 3585 | | 12/82 | 131.8 | 131.9 | 131.7 | -.7 | -2 |
| Primary products | | 3585-P | 12/82 | 132.3 | 132.2 | 132.5 | -.1 | .2 |
| Warm air furnaces, humidifiers, and electric comfort heating equipment | | 3585-C | 12/89 | 115.5 | 114.6 | 115.9 | 2.2 | 1.1 |
| Parts and accessories for a/c, heat transfer, and elect. comfort heat equipment | | 3585-D | 12/89 | 112.2 | 112.3 | 112.1 | -1.0 | -2 |
| Heat transfer equip., mech. refrigerated, self-contained, exc. electric dehumid | | 3585-1 | 12/82 | 137.4 | 137.6 | 137.6 | .5 | 0 |
| Heat transfer equipment, except room air conditioners | | 3585-11 | 06/97 | 101.8 | 101.8 | 101.8 | .5 | 0 |
| Other a/c and refrigeration equipment | | 3585-12 | 06/97 | 103.3 | 103.5 | 103.5 | .5 | 0 |
| Mobile vehicle mechanical a/c systems | | 3585-121 | 06/97 | 101.5 | 101.9 | 101.9 | .8 | 0 |
| All other a/c and refrigeration equipment | | 3585-122 | 06/97 | 105.4 | 105.4 | 105.4 | .3 | 0 |
| Unitary air conditioners | | 3585-2 | 12/82 | 128.1 | 128.1 | 128.3 | .1 | .2 |
| Commercial refrigerators and related equipment | | 3585-3 | 12/82 | 158.5 | 158.6 | 158.7 | 1.9 | .1 |
| Compressors and compressor units, all refrigerants | | 3585-4 | 12/82 | 111.7 | 111.6 | 111.8 | -2.0 | .2 |
| Condensing units, all refrigerants, except ammonia | | 3585-5 | 12/82 | 144.5 | 144.9 | 144.9 | 1.2 | 0 |

See footnotes at end of table.

Table 5. Producer price indexes for the net output of selected industries and their products, not seasonally adjusted
—Continued

| Industry and product ¹ | Industry code | Product code | Index base | Index | | | Percent change to Sep. 1999 from — | |
|---|---------------|--------------|------------|-----------------------|------------------------|------------------------|------------------------------------|------------------|
| | | | | May 1999 ² | Aug. 1999 ² | Sep. 1999 ² | Sep. 1998 | Aug. 1999 |
| Refrigeration and heating equipment—Continued | | | | | | | | |
| Room air conditioners and dehumidifiers | | 3585-6 | 12/82 | 125.3 | (^o) | (^o) | (^o) | (^o) |
| Refrigeration and a/c equip. n.e.c., including soda fountain and beer dispensing equip | | 3585-9 | 12/89 | 114.6 | 114.6 | 114.6 | -5.2 | 0 |
| Secondary products and miscellaneous receipts | | 3585-SM | | | | | | |
| Miscellaneous receipts | | 3585-M | 12/82 | 127.5 | 130.3 | 124.6 | -5.7 | -4.4 |
| Resales | | 3585-Z89 | 12/82 | 145.9 | 149.1 | 142.6 | .1 | -4.4 |
| Secondary products | | 3585-S | 12/82 | 126.9 | 126.9 | 126.3 | -2.9 | -5 |
| Measuring and dispensing pumps | | | | | | | | |
| | 3586 | | 06/84 | 141.0 | 140.9 | 140.9 | 1.1 | 0 |
| Primary products | | 3586-P | 06/84 | 137.8 | 137.7 | 137.7 | 1.4 | 0 |
| Gasoline dispensing pumps, computing type (filling station type) | | 3586-1 | 06/84 | 108.0 | 108.0 | 108.0 | 2.4 | 0 |
| Single dispensing units | | 3586-111 | 06/84 | 125.9 | 125.9 | 125.9 | 2.2 | 0 |
| With suction pumping units | | 3586-11112 | 06/84 | 123.9 | 123.9 | 123.9 | 2.1 | 0 |
| Without suction pumping units | | 3586-11113 | 06/84 | 135.7 | 135.7 | 135.7 | 2.5 | 0 |
| Multiple dispensing units | | 3586-115 | 12/88 | 96.4 | 96.4 | 96.4 | 2.4 | 0 |
| Lubricating oil and grease dispensing equipment | | 3586-2 | 06/84 | 174.3 | (^o) | 174.3 | 0 | (^o) |
| Lubricating oil pumps, including barrel pumps | | 3586-212 | 06/84 | 194.3 | (^o) | 194.3 | (^o) | (^o) |
| Other measuring and dispensing pumps and parts and attachments | | 3586-3 | 06/84 | 153.3 | 153.0 | 153.0 | .9 | 0 |
| Other measuring and dispensing pumps, incl. noncomputing gasoline dispensing pumps | | 3586-314 | 12/88 | 145.1 | 144.0 | 144.1 | -.7 | .1 |
| Parts and attachments for measuring and dispensing pumps | | 3586-315 | 12/88 | 133.1 | 133.6 | 133.6 | 2.9 | 0 |
| Secondary products and miscellaneous receipts | | 3586-SM | | | | | | |
| Secondary products | | 3586-S | 06/84 | 147.1 | 147.1 | 147.1 | .1 | 0 |
| Service industry machinery, n.e.c. | | | | | | | | |
| | 3589 | | 06/82 | 164.1 | 164.0 | 163.9 | .9 | -1 |
| Primary products | | 3589-P | 06/82 | 165.1 | 165.1 | 164.9 | .9 | -1 |
| Commercial cooking and food warming equipment | | 3589-1 | 06/82 | 177.4 | 176.8 | 176.8 | .6 | 0 |
| Nonelectric commercial cooking and food warming equipment | | 3589-11 | 06/82 | 208.0 | 208.1 | 208.1 | 2.1 | 0 |
| Commercial cooking stoves, ranges, ovens, and broilers | | 3589-111 | 06/82 | 211.1 | 211.1 | 211.1 | 1.8 | 0 |
| Commercial food warming equipment, including hot food server units and steam tables | | 3589-113 | 12/87 | 153.4 | (^o) | 153.9 | -4.6 | (^o) |
| Deep fat fryers | | 3589-114 | 12/87 | 164.4 | 164.4 | 164.4 | 2.9 | 0 |
| Other commercial cooking equipment, including griddles, toasters, coffee urns, etc. | | 3589-115 | 12/87 | 175.8 | 175.8 | 175.8 | 3.5 | 0 |
| Electric and electronic commercial cooking and food warming equipment | | 3589-16 | 06/82 | 162.5 | 161.4 | 161.4 | -1.1 | 0 |
| Commercial electric ranges, ovens, broilers, microwave stoves and ovens | | 3589-162 | 06/94 | 110.2 | 110.2 | 110.2 | 2.0 | 0 |
| Commercial food warming equipment, including hot food server units and steam tables | | 3589-165 | 06/82 | 149.7 | 150.0 | 150.0 | -1.1 | 0 |
| Other commercial cooking equipment | | 3589-167 | 06/82 | 161.3 | 158.9 | 158.9 | -2.6 | 0 |
| Deep fat fryers | | 3589-16723 | 07/82 | 182.2 | 182.2 | 182.2 | 1.9 | 0 |
| Other commercial cooking equipment, incl. griddles, toasters, coffee urns, etc. | | 3589-16728 | 12/87 | 135.6 | 132.9 | 132.9 | -4.1 | 0 |
| Parts and accessories for commercial cooking and food warming equipment | | 3589-185 | 12/87 | 127.9 | (^o) | 127.9 | 2.6 | (^o) |
| Service industry machines and parts | | 3589-2 | 06/82 | 160.4 | 160.5 | 160.5 | 1.3 | 0 |
| Water softeners and water heaters including parts | | 3589-21 | 12/87 | 123.7 | 123.7 | 123.7 | .4 | 0 |
| Water heaters including parts, except boilers | | 3589-211 | 12/87 | 144.7 | 144.7 | 144.7 | 2.2 | 0 |
| Industrial water softeners including parts | | 3589-212 | 12/87 | 121.6 | 121.6 | 121.6 | 0 | 0 |
| Farm, household, and commercial water softeners and parts | | 3589-215 | 06/82 | 137.7 | 137.7 | 137.7 | -.4 | 0 |
| Floor maintenance machinery, commercial and industrial, incl. parts | | 3589-24 | 12/87 | 140.6 | 140.6 | 140.6 | 1.2 | 0 |
| Floor scrubbing and sanding machines, commercial type incl. parts . | | 3589-242 | 06/82 | 177.3 | 177.3 | 177.3 | 2.0 | 0 |
| Floor waxing and polishing machines, commercial and industrial type incl parts | | 3589-245 | 06/82 | 178.1 | 178.1 | 178.1 | .9 | 0 |
| Commercial dishwashing machines including parts | | 3589-27 | 06/82 | 184.6 | 184.6 | 184.6 | 2.2 | 0 |
| Conveyor type including parts | | 3589-273 | 06/82 | 189.1 | 189.1 | 189.1 | 2.9 | 0 |
| All other types including parts | | 3589-275 | 12/87 | 158.2 | 158.2 | 158.2 | 1.7 | 0 |
| Sewage treatment equipment | | 3589-281 | 06/82 | 192.0 | 192.1 | 192.0 | .1 | -1 |
| High pressure cleaning and blasting machinery including parts, excl. foundry mach | | 3589-285 | 12/87 | 131.6 | 133.3 | 133.3 | 1.3 | 0 |
| Parts and accessories for service industry machines | | 3589-293 | 06/82 | 153.3 | 153.3 | 153.3 | .8 | 0 |
| Other industrial and commercial service machines, incl. carpet shampoers | | 3589-294 | 12/87 | 125.8 | 125.9 | 125.9 | 2.1 | 0 |
| Commercial and industrial vacuum cleaners | | 3589-3 | | | | | | |
| Portable, including parts and attachments | | 3589-311 | 06/82 | 158.6 | 158.6 | 157.1 | -.6 | -.9 |
| Secondary products and miscellaneous receipts | | 3589-SM | | | | | | |
| Miscellaneous receipts | | 3589-M | 06/82 | 148.0 | 148.0 | 148.1 | 1.9 | .1 |
| Resales | | 3589-Z89 | 06/82 | 131.7 | 131.7 | 131.8 | 1.9 | .1 |
| Secondary products | | 3589-S | 06/82 | 166.5 | 167.2 | 167.1 | .6 | -1 |
| Miscellaneous machinery, except electrical | | | | | | | | |
| | 359 | | 12/84 | 127.7 | 127.7 | 127.7 | .5 | 0 |
| Carburetors, pistons, piston rings, and valves | | | | | | | | |
| | 3592 | | 12/82 | 126.5 | 126.6 | 126.5 | -.2 | -1 |
| Primary products | | 3592-P | 12/82 | 127.6 | 127.7 | 127.6 | -.2 | -1 |
| Carburetors, new and rebuilt | | 3592-1 | 12/82 | 140.0 | 140.0 | 140.0 | .6 | 0 |
| Carburetors (new), all types | | 3592-1A | 12/82 | 133.8 | 133.8 | 133.8 | .6 | 0 |
| Carburetors, rebuilt, all types | | 3592-171 | 12/82 | 190.5 | 190.5 | 190.5 | 0 | 0 |

See footnotes at end of table.

Table 5. Producer price indexes for the net output of selected industries and their products, not seasonally adjusted
—Continued

| Industry and product ¹ | Industry code | Product code | Index base | Index | | | Percent change to Sep. 1999 from — | |
|--|---------------|--------------|------------|-----------------------|------------------------|------------------------|------------------------------------|------------------|
| | | | | May 1999 ² | Aug. 1999 ² | Sep. 1999 ² | Sep. 1998 | Aug. 1999 |
| Carburetors, pistons, piston rings, and valves—Continued | | | | | | | | |
| Pistons, piston rings, and piston pins (engine) | | 3592-2 | 12/82 | 108.4 | 108.5 | 108.4 | -0.6 | -0.1 |
| Pistons, all types (machined), excluding rough castings | | 3592-2A | 12/82 | 102.8 | 103.1 | 103.0 | -1.1 | -1 |
| Pistons for motor vehicles (passenger cars, trucks, and buses) | | 3592-221 | 06/89 | 95.0 | 95.2 | 95.0 | -1.3 | -2 |
| All other pistons | | 3592-223 | 06/89 | 107.7 | (³) | 108.5 | -1 | (³) |
| Piston rings, all types | | 3592-2B | 12/82 | 112.6 | 112.6 | 112.4 | -2 | -2 |
| Piston rings, oil type | | 3592-2B1 | 12/82 | 103.6 | 103.6 | 103.6 | 0 | 0 |
| Piston rings, compression type | | 3592-2B2 | 12/82 | 115.9 | 115.9 | 115.7 | -2 | -2 |
| Piston rings, compression type, for motor vehicles (passenger cars, trucks, and buses) | | 3592-255 | 12/82 | 110.0 | 110.0 | 109.7 | -3 | -3 |
| All other compression type piston rings | | 3592-257 | 12/82 | (³) | (³) | (³) | (³) | (³) |
| Valves (engine intake and exhaust) | | 3592-3 | 12/82 | 126.5 | 126.4 | 126.4 | -4 | 0 |
| Valves (engine intake and exhaust) for other engines | | 3592-363 | 12/82 | 112.6 | 112.3 | 112.3 | -9 | 0 |
| Secondary products and miscellaneous receipts | | 3592-SM | | | | | | |
| Secondary products | | 3592-S | 12/82 | 124.5 | 124.5 | 124.5 | -7 | 0 |
| Motor vehicle parts and accessories | | 3714-S | 12/82 | 121.6 | 121.6 | 121.6 | -7 | 0 |
| Fluid power cylinders and actuators | | | | | | | | |
| Primary products | 3593 | | 06/90 | 128.8 | 128.8 | 128.8 | .9 | 0 |
| Non-aerospace type hydraulic fluid power cylinders & actuators, linear & rotary | | 3593-P | 06/90 | 127.8 | 127.6 | 127.8 | .8 | .2 |
| Non-aerospace type pneumatic fluid power cylinders & actuators, linear & rotary | | 3593-4 | 06/90 | 119.5 | 119.2 | 119.5 | .3 | .3 |
| Aerospace type fluid power cylinders and actuators | | 3593-5 | 06/90 | 123.8 | 123.8 | 123.8 | 1.7 | 0 |
| Parts for hydraulic and pneumatic fluid power cylinders and actuators | | 3593-6 | 06/98 | 100.0 | 100.0 | 100.0 | 0 | 0 |
| Secondary products and miscellaneous receipts | | 3593-9 | 06/90 | 119.5 | 119.5 | 119.5 | 2.3 | 0 |
| Miscellaneous receipts | | 3593-SM | | | | | | |
| Secondary products | | 3593-M | 06/90 | 142.3 | 142.3 | (³) | (³) | (³) |
| | | 3593-S | 06/90 | 127.2 | 127.2 | 127.2 | 1.6 | 0 |
| Fluid power pumps and motors | | | | | | | | |
| Primary products | 3594 | | 06/90 | 125.5 | 125.5 | 125.3 | 2.9 | -2 |
| Non-aerospace type reciprocating pumps | | 3594-P | 06/90 | 127.5 | 127.5 | 127.3 | 3.5 | -2 |
| Non-aerospace type rotary pumps | | 3594-3 | 12/97 | 100.7 | 100.7 | 100.7 | .4 | 0 |
| Non-aerospace type fluid power motors | | 3594-4 | 12/97 | 101.5 | 101.7 | 101.7 | 1.0 | 0 |
| Parts for fluid power pumps and motors | | 3594-5 | 12/97 | 105.0 | 105.0 | 105.0 | 4.8 | 0 |
| Secondary products and miscellaneous receipts | | 3594-9 | 12/97 | 107.9 | 107.6 | 106.9 | 6.5 | -7 |
| Miscellaneous receipts | | 3594-SM | | | | | | |
| Miscellaneous receipts | | 3594-M | 06/99 | (³) | (³) | (³) | (³) | (³) |
| Miscellaneous receipts | | 3594-MM | 06/99 | (³) | (³) | (³) | (³) | (³) |
| Secondary products | | 3594-SS | 06/90 | 113.9 | 113.9 | 113.9 | .4 | 0 |
| Scales and balances, except laboratory | | | | | | | | |
| Primary products | 3596 | | 12/80 | 120.5 | 120.9 | 121.1 | 1.5 | .2 |
| Vehicle and industrial scales | | 3596-P | 12/80 | 121.1 | 121.4 | 121.7 | 1.7 | .2 |
| Motor truck and railroad track scales | | 3596-1 | 12/91 | 111.1 | 111.4 | 111.4 | 1.0 | 0 |
| Bench and portable scales | | 3596-102 | 12/94 | 98.4 | 98.4 | 98.4 | 1.2 | 0 |
| Miscellaneous industrial scales, incl crane, tank, hopper, and conveyor | | 3596-105 | 12/80 | 153.2 | 153.2 | 153.2 | 1.7 | 0 |
| Retail, commercial, household, and mailing scales | | 3596-115 | 12/91 | 111.7 | 111.7 | 111.7 | .6 | 0 |
| Other retail and commercial scales | | 3596-2 | 12/91 | 98.4 | 99.1 | 99.8 | 2.5 | .7 |
| Parts, attachments, and accessories for scales and balances | | 3596-207 | 12/94 | (³) | (³) | (³) | (³) | (³) |
| Parts for scales and balances | | 3596-3 | 12/91 | 101.7 | 101.7 | 101.7 | 2.1 | 0 |
| Secondary products and miscellaneous receipts | | 3596-309 | 12/80 | 103.9 | 103.9 | 103.9 | 0 | 0 |
| Secondary products | | 3596-SM | | | | | | |
| | | 3596-S | 12/80 | 123.3 | (³) | 123.3 | .7 | (³) |
| Machinery, except electrical, not elsewhere classified | | | | | | | | |
| Primary products | 3599 | | 06/84 | 127.6 | 127.6 | 127.6 | .2 | 0 |
| Miscellaneous machinery products | | 3599-P | 06/84 | 124.4 | 124.4 | 124.4 | .6 | 0 |
| Receipts for machine shop jobwork | | 3599-4 | 06/84 | 131.7 | 131.7 | 131.7 | 3.3 | 0 |
| Secondary products and miscellaneous receipts | | 3599-5 | 06/84 | 123.7 | 123.7 | 123.7 | .2 | 0 |
| Miscellaneous receipts | | 3599-SM | | | | | | |
| Contract work and other miscellaneous receipts | | 3599-M | 06/84 | (³) | (³) | 150.9 | -3.4 | (³) |
| Secondary products | | 3599-XY9 | 06/97 | (³) | (³) | 106.5 | (³) | (³) |
| | | 3599-S | 06/84 | 167.1 | 167.1 | 167.1 | -3 | .0 |
| Electrical and electronic machinery, equipment, and supplies | | | | | | | | |
| Electric transmission and distribution equipment | 36 | | 12/84 | 109.7 | 109.5 | 109.6 | -.5 | .1 |
| Transformers | | | | | | | | |
| Primary products | 361 | | 12/84 | 134.5 | 135.3 | 135.3 | 1.1 | 0 |
| Distribution transformers | 3612 | | 06/81 | 140.8 | 141.2 | 141.5 | -.4 | .2 |
| Liquid immersed | | 3612-P | 06/81 | 138.8 | 139.2 | 139.5 | -.4 | .2 |
| Pole type, 500 KVA or less, single phase | | 3612-1 | 06/81 | 135.5 | 137.5 | 137.5 | 1.4 | 0 |
| Pad mount, 500 KVA or less, single phase | | 3612-101 | 06/81 | 133.3 | 133.3 | 135.3 | 1.3 | 0 |
| 500 KVA or less, three phase | | 3612-10111 | 06/81 | 130.0 | 132.1 | (³) | (³) | (³) |
| Network transformers, all ratings, less network protector | | 3612-10112 | 06/81 | 142.0 | 144.5 | (³) | (³) | (³) |
| Power transformers | | 3612-10114 | 06/81 | 126.1 | 127.2 | 127.2 | .9 | 0 |
| Small power transformers, one and three phase | | 3612-103 | 06/94 | 115.8 | 115.8 | 115.8 | 1.1 | 0 |
| 501-2500 KVA, liquid immersed | | 3612-2 | 06/81 | 125.9 | 125.9 | 125.9 | -1.4 | 0 |
| All secondary unit substation, liquid or dry type | | 3612-201 | 06/81 | 146.6 | 146.6 | 146.6 | -1.4 | 0 |
| | | 3612-20121 | 06/81 | 140.9 | 140.9 | 140.9 | .3 | 0 |
| | | 3612-20131 | 06/81 | (³) | (³) | (³) | (³) | (³) |

See footnotes at end of table.

Table 5. Producer price indexes for the net output of selected industries and their products, not seasonally adjusted—Continued

| Industry and product ¹ | Industry code | Product code | Index base | Index | | | Percent change to Sep. 1999 from — | |
|--|---------------|--------------|------------|-----------------------|------------------------|------------------------|------------------------------------|------------------|
| | | | | May 1999 ² | Aug. 1999 ² | Sep. 1999 ² | Sep. 1999 | Aug. 1999 |
| Transformers—Continued | | | | | | | | |
| Fluorescent lamp ballasts | | 3612-3 | 06/81 | 134.8 | 134.4 | 136.0 | 0.1 | 1.2 |
| Uncorrected power factor type | | 3612-301 | 06/81 | 132.7 | 132.5 | 132.5 | -2.1 | 0 |
| Corrected power factor type | | 3612-302 | 06/81 | 134.6 | (⁹) | 136.0 | .5 | (⁹) |
| Rapid start | | 3612-3021 | 06/94 | 98.0 | (⁹) | 99.5 | -8 | (⁹) |
| Slimline, instant start, switch start and other corrected power-factor types | | 3612-30299 | 06/94 | 100.0 | (⁹) | 99.9 | 4.2 | (⁹) |
| Other electrical transformers, including general purpose and specialty transformers, n.e.c. | | 3612-4 | 06/81 | 162.0 | 162.0 | 162.0 | -4 | 0 |
| Open core and coil, and all units end-bell enclosed, 250 KVA and less | | 3612-401 | 06/81 | 165.4 | 165.4 | 165.4 | 0 | 0 |
| General purpose, one and three phase | | 3612-404 | 06/81 | 163.8 | 163.8 | 163.8 | -2 | 0 |
| All other electrical transformers, including specialty transformers, n.e.c. | | 3612-499 | 06/81 | 182.8 | 182.8 | 182.8 | .2 | 0 |
| Switchgear and switchboard apparatus | 3613 | | 06/85 | 139.9 | 141.0 | 140.8 | 2.2 | -.1 |
| Primary products | | 3613-P | 06/85 | 140.7 | 141.9 | 141.7 | 2.1 | -.1 |
| Switchgear, except ducts and control circuit relays | | 3613-1 | 06/85 | 138.5 | 138.4 | 138.5 | .4 | .1 |
| Metal-clad switchgear using power circuit breakers, all voltages, excl. load interrupter | | 3613-109 | 06/85 | 132.0 | 132.0 | 132.3 | -1.3 | .2 |
| Metal-enclosed load interrupter switchgear assemblies, all voltages incl. parts | | 3613-111 | 06/85 | 109.6 | 109.6 | 109.6 | 1.6 | 0 |
| Automatic and manual control panels (generators, transformers, etc.) .. | | 3613-112 | 06/85 | 152.0 | (⁹) | 152.0 | 0 | (⁹) |
| Metal-enclosed power circuit breaker switchgear assemblies, 1,000 volts, including parts | | 3613-113 | 06/85 | 116.4 | 116.4 | 116.5 | -1.0 | .1 |
| Metal-enclosed bus (sold separately), more than 1,000 volts | | 3613-117 | 12/96 | 104.8 | (⁹) | 104.8 | 2.9 | (⁹) |
| Outdoor power switching equipment, 2,300 v. or more, except fuses ... | | 3613-141 | 06/85 | 152.5 | 152.5 | 152.6 | 1.2 | -.1 |
| Power circuit breakers, all voltages | | 3613-2 | 06/85 | 106.6 | (⁹) | 106.6 | 1.5 | (⁹) |
| Other power cir. breakers sold sep., network protectors and auto cir reclosers, incl. parts | | 3613-231 | 06/85 | 112.9 | (⁹) | 112.9 | 0 | (⁹) |
| Panelboards, distribution boards and other switching and interrupting devices | | 3613-3 | 06/85 | 150.9 | 150.7 | 151.5 | .6 | .5 |
| Panelboards, including enclosing cabinets, 1,000 volts and below | | 3613-31 | 06/85 | 154.9 | (⁹) | 154.9 | .2 | (⁹) |
| Circuit breaker type | | 3613-312 | 06/85 | (⁹) | (⁹) | (⁹) | (⁹) | (⁹) |
| Distribution switchboards, 1,000 volts and below | | 3613-32 | 06/85 | 141.4 | (⁹) | (⁹) | (⁹) | (⁹) |
| Fusible | | 3613-3215 | 06/85 | (⁹) | (⁹) | (⁹) | (⁹) | (⁹) |
| Switches (except snap, toggle and rotary types), 1,000 volts and below | | 3613-33 | 06/85 | 158.2 | 157.9 | 159.9 | 3.6 | 1.3 |
| Knife switches, enclosed heavy duty | | 3613-3321 | 06/85 | 180.1 | (⁹) | 184.1 | 6.8 | (⁹) |
| Load center: circuit breaker type | | 3613-3326 | 06/85 | 169.0 | (⁹) | 171.4 | 3.6 | (⁹) |
| Other low voltage switchgear apparatus | | 3613-398 | 06/85 | 140.2 | 140.2 | 140.2 | 0 | 0 |
| Molded case circuit breakers | | 3613-5 | 06/85 | 133.7 | 140.7 | 134.9 | 3.4 | -4.1 |
| Industrial type, 1,000 v. and below, incl. attachments or accessories .. | | 3613-511 | 06/85 | 125.0 | 137.7 | 127.9 | 2.0 | -7.1 |
| Residential or light duty type, 1,000 v and below | | 3613-512 | 06/85 | 150.4 | 149.3 | 148.8 | 6.9 | -3 |
| Secondary products and miscellaneous receipts | | 3613-SM | | | | | | |
| Secondary products | | 3613-S | 06/85 | 152.0 | (⁹) | 152.0 | 3.0 | (⁹) |
| Other secondary products | | 3613-SSS | 06/85 | 168.5 | (⁹) | 168.5 | 6.6 | (⁹) |
| Electrical industrial apparatus | 362 | | 12/84 | 137.3 | 137.4 | 137.3 | .5 | -.1 |
| Electric motors and generators | 3621 | | 06/83 | 140.0 | 139.8 | 139.5 | -.3 | -.2 |
| Primary products | | 3621-P | 06/83 | 139.0 | 138.9 | 138.6 | -.3 | -.2 |
| Fractional horsepower motors and generators | | 3621-1 | 06/83 | 131.9 | 131.7 | 131.1 | -.3 | -.5 |
| Universal motors (A.C. and D.C.) | | 3621-12 | 12/92 | 102.2 | 102.2 | (⁹) | (⁹) | (⁹) |
| Cased | | 3621-121 | 06/83 | 162.9 | 162.9 | (⁹) | (⁹) | (⁹) |
| Permanent magnet motors (mechanically commutated) | | 3621-13 | 12/92 | 116.2 | 116.2 | 116.2 | 1.4 | 0 |
| Servo | | 3621-131 | 12/92 | 116.9 | 116.9 | 116.9 | 3.0 | 0 |
| Nonservo | | 3621-132 | 12/92 | 113.1 | 113.1 | 113.1 | 0 | 0 |
| Other commutated motors not specified by type of commutation | | 3621-161 | 12/92 | 105.4 | 105.4 | 105.4 | .8 | 0 |
| Alternating current motors and generators | | 3621-18 | 06/83 | 140.7 | 140.6 | 138.9 | -1.7 | -1.2 |
| Conventional type shaded pole motors | | 3621-182 | 06/83 | 125.2 | 125.2 | 121.2 | -5.5 | -3.2 |
| Permanent split capacitor motors | | 3621-184 | 12/92 | 112.7 | 112.7 | 109.6 | -3.9 | -2.8 |
| All other single phase motors | | 3621-186 | 12/92 | 105.6 | 105.6 | 105.6 | .8 | 0 |
| Integral horsepower motors and generators, excl. hermetics and other rotating equipment | | 3621-2 | 06/83 | 143.0 | 143.0 | 143.0 | .4 | 0 |
| Alternating current motors (noncommutated) | | 3621-2B | 06/83 | 149.3 | 149.3 | 149.3 | .9 | 0 |
| Single phase motors | | 3621-222 | 06/83 | 83.3 | 83.3 | 83.3 | 1.5 | 0 |
| Polyphase induction motors (servo and nonservo; excl. synchronous) | | 3621-223 | 06/83 | 156.5 | 156.5 | 156.5 | .8 | 0 |
| D.C. motors and generators, ex. arc welding gens & battery charging gens for int. comb. engine | | 3621-2C | 06/83 | 131.2 | (⁹) | 131.2 | -2.5 | (⁹) |
| Electronically commutated motors | | 3621-213 | 12/92 | 103.3 | (⁹) | 103.3 | 0 | (⁹) |
| Alternating current generators | | 3621-2D | 06/83 | 117.7 | 117.4 | 117.4 | .2 | 0 |
| Prime mover generator sets, excl. steam (hydraulic), turbine, & electric motor driven | | 3621-4 | 06/83 | 141.9 | 141.9 | 141.9 | -.1 | 0 |
| Gas and/or gasoline driven generator sets, A.C. and D.C. | | 3621-411 | 06/83 | 158.0 | (⁹) | 158.0 | -.4 | (⁹) |
| Diesel engine-driven generator sets (A.C. and D.C. output) | | 3621-421 | 06/83 | 135.1 | 135.1 | 135.1 | 0 | 0 |
| Less than 400 kw | | 3621-42101 | 12/92 | 109.7 | 109.7 | 109.7 | 0 | 0 |
| Parts and supplies for motors and generators | | 3621-9 | 12/87 | 122.4 | 122.8 | 122.8 | -.4 | 0 |

See footnotes at end of table.

Table 5. Producer price indexes for the net output of selected industries and their products, not seasonally adjusted—Continued

| Industry and product ¹ | Industry code | Product code | Index base | Index | | | Percent change to Sep. 1999 from — | |
|---|---------------|--------------|------------|-----------------------|------------------------|------------------------|------------------------------------|------------------|
| | | | | May 1999 ² | Aug. 1999 ² | Sep. 1999 ² | Sep. 1998 | Aug. 1999 |
| Electric motors and generators—Continued | | | | | | | | |
| All other parts | | 3621-914 | 12/92 | 102.9 | 103.5 | 103.5 | 0.4 | 0 |
| Secondary products and miscellaneous receipts | | 3621-SM | | | | | | |
| Secondary products | | 3621-S | 06/83 | 156.8 | 156.8 | 156.8 | 0 | 0 |
| Carbon and graphite products | 3624 | | 06/85 | 129.2 | 129.1 | 129.1 | -5.3 | 0 |
| Primary products | | 3624-P | 06/85 | 129.8 | 129.7 | 129.8 | -5.5 | .1 |
| Carbon and graphite electrodes | | 3624-1 | | | | | | |
| Graphite electrodes | | 3624-156 | 06/85 | 131.7 | 131.4 | 131.4 | -8.5 | 0 |
| Carbon and graphite products, excluding electrodes | | 3624-9 | 06/85 | 128.0 | 128.0 | 128.1 | -2.5 | .1 |
| Brushes, contacts, and brushplates | | 3624-91 | 06/85 | 128.4 | 128.4 | 128.4 | .7 | 0 |
| Automotive brushes, including replacement and coded, excluding auto accessory brushes | | 3624-911 | 06/85 | 109.0 | (³) | (³) | (³) | (³) |
| All other fractional horsepower brushes & contacts, including replacement & miniature brushes | | 3624-913 | 06/85 | 123.9 | 123.9 | 123.9 | .6 | 0 |
| All other industrial brushes and contacts | | 3624-915 | 06/85 | 140.2 | 140.2 | 140.2 | 1.0 | 0 |
| Carbon & graphite products except electrodes, brushes, contacts & brushplates | | 3624-98 | 06/85 | 127.7 | 127.7 | 127.9 | -3.4 | .2 |
| Products with mechanical application excluding metallic oilless bearings | | 3624-983 | 06/85 | 146.8 | 146.8 | 146.8 | 0 | 0 |
| Carbon & graphite fibers and prod w/other applications incl. chemical, nuclear, | | 3624-988 | 12/89 | 122.4 | 122.4 | 122.6 | -5.3 | .2 |
| Secondary products and miscellaneous receipts | | 3624-SM | | | | | | |
| Secondary products | | 3624-S | 06/85 | 126.9 | 125.2 | 125.1 | -3.5 | -.1 |
| Relays and industrial controls | 3625 | | 06/85 | 143.3 | 143.5 | 143.6 | 2.4 | .1 |
| Primary products | | 3625-P | 06/85 | 142.6 | 142.8 | 142.9 | 2.3 | .1 |
| Relays | | 3625-1 | 06/90 | 126.7 | 126.3 | 126.3 | 1.8 | 0 |
| General purpose electromechanical relays | | 3625-11 | 06/90 | 104.9 | 104.9 | 104.9 | 2.9 | 0 |
| Over 100 MW actuating power and sealed | | 3625-111 | 06/90 | 79.3 | 79.3 | 79.3 | 5.5 | 0 |
| 0.0 to 10 amps contact rating | | 3625-11101 | 06/90 | 71.7 | 71.7 | 71.7 | 11.0 | 0 |
| Over 10 amps contact rating | | 3625-11102 | 06/90 | 90.2 | 90.2 | 90.2 | 0 | 0 |
| Timing relays (timers) | | 3625-172 | 06/90 | 115.8 | 115.8 | 115.8 | 1.8 | 0 |
| Solid-state pure | | 3625-17202 | 06/90 | 121.3 | 121.3 | 121.3 | 1.7 | 0 |
| All other timing relays, incl pneumatic, electronic, etc. | | 3625-17203 | 06/90 | 113.9 | 113.9 | 113.9 | 2.6 | 0 |
| Relays for industrial controls, all voltages, n.e.c. | | 3625-181 | 06/90 | 140.1 | 140.1 | 140.1 | 3.2 | 0 |
| All other general purpose relays, n.e.c. | | 3625-191 | 05/85 | 174.7 | 174.7 | 174.9 | .6 | .1 |
| Specific purpose industrial controls | | 3625-2 | 06/85 | 124.8 | 125.3 | 125.5 | 4.1 | .2 |
| Definite purpose contactors and starters, 600 volts and less | | 3625-214 | 06/85 | 149.2 | 149.2 | 149.2 | .7 | 0 |
| Machine tool controls | | 3625-215 | 06/85 | 74.4 | 76.1 | 76.1 | 2.3 | 0 |
| Programmable controllers, sold separately | | 3625-216 | 06/85 | 124.8 | 125.3 | 125.3 | 5.1 | 0 |
| Other specific, special or definite purpose controls and devices | | 3625-217 | 06/85 | 138.1 | 138.4 | 138.8 | 3.4 | .3 |
| General purpose industrial controls | | 3625-3 | 06/85 | 151.1 | 151.2 | 151.2 | 1.1 | 0 |
| A.C. full voltage starters, 1000 volts or less, excl. adj. speed & sync. motor s | | 3625-311 | 06/85 | 180.3 | 180.3 | 180.3 | 4.5 | 0 |
| A.C. contactors, 1000 volts or less, excl. adj. speed & sync. motor controls | | 3625-312 | 06/85 | 181.0 | 181.0 | 181.0 | 1.0 | 0 |
| Synchronous motor starters, 1000 volts or less | | 3625-314 | 06/90 | 137.2 | 138.0 | 138.0 | 4.1 | 0 |
| Limit switches (positioning sensors) | | 3625-318 | 06/85 | 162.1 | 162.1 | 162.1 | 2.7 | 0 |
| Controls for packaged adjustable speed drives | | 3625-324 | 06/85 | 110.4 | 110.4 | 110.4 | -1.2 | .0 |
| Controls for A.C. standard drives | | 3625-32411 | 12/95 | 97.4 | (³) | 97.4 | -3.2 | (³) |
| Controls for D.C. standard drives | | 3625-32412 | 12/95 | 110.0 | 110.0 | 110.0 | 0 | 0 |
| All other general industry devices and systems, n.e.c. | | 3625-329 | 06/85 | 141.0 | 141.2 | 141.3 | .6 | .1 |
| Motor control accessories and parts for industrial controls | | 3625-4 | 06/90 | 126.2 | 126.8 | 126.8 | 2.2 | 0 |
| Motor control and starter accessories, excl. overload relays | | 3625-411 | 06/90 | 131.1 | 131.1 | 131.1 | 3.4 | 0 |
| Parts for industrial controls, excl relays | | 3625-412 | 06/85 | 156.8 | 157.7 | 157.7 | 1.7 | 0 |
| Secondary products and miscellaneous receipts | | 3625-SM | | | | | | |
| Miscellaneous receipts | | 3625-M | 06/85 | 191.2 | 191.2 | 191.2 | 3.1 | 0 |
| Resales | | 3625-Z89 | 06/85 | 173.3 | 173.3 | 173.3 | -3.2 | 0 |
| Secondary products | | 3625-S | 06/85 | 122.2 | 122.3 | 122.5 | .7 | .2 |
| Electrical industrial apparatus, n.e.c. | 3629 | | 12/85 | 114.6 | 114.8 | 114.9 | .6 | .1 |
| Primary products | | 3629-P | 12/85 | 113.3 | 113.5 | 113.6 | .6 | .1 |
| Capacitors for industrial use, except electronic | | 3629-1 | | | | | | |
| Rectifying apparatus, except electronic | | 3629-2 | 12/85 | 117.4 | 117.9 | 117.9 | .9 | 0 |
| Semiconductor power conversion apparatus | | 3629-211 | 12/85 | 118.0 | 119.1 | 119.0 | 1.0 | -.1 |
| Other rectifying (power conversion) apparatus | | 3629-212 | 12/85 | 105.9 | 105.7 | 105.7 | 1.0 | 0 |
| Other electrical equipment for industrial use, n.e.c. | | 3629-3 | | | | | | |
| Secondary products and miscellaneous receipts | | 3629-SM | | | | | | |
| Secondary products | | 3629-S | 12/85 | 118.3 | 118.3 | 118.3 | 0 | 0 |
| Household appliances | 363 | | 12/84 | 107.4 | 107.2 | 107.0 | -7 | -2 |
| Household cooking equipment and parts | 3631 | | 06/81 | 111.1 | 111.6 | 111.6 | 1.6 | 0 |
| Primary products | | 3631-P | 06/81 | 108.0 | 108.5 | 108.5 | 1.2 | 0 |
| Electric, electronic, and microwave household cooking units and parts ... | | 3631-1 | 06/81 | 99.9 | 100.9 | 100.5 | 2.1 | -.4 |
| Free-standing electric ranges and ovens | | 3631-1A | 06/81 | 103.6 | 104.2 | 102.9 | .2 | -1.2 |
| Free-standing ranges 23 to 32 inches in width | | 3631-112 | 06/81 | 102.3 | 102.9 | 101.7 | .3 | -1.2 |
| Low oven | | 3631-11201 | 06/81 | 100.6 | 101.2 | 100.0 | .2 | -1.2 |

See footnotes at end of table.

Table 5. Producer price indexes for the net output of selected industries and their products, not seasonally adjusted—Continued

| Industry and product ¹ | Industry code | Product code | Index base | Index | | | Percent change to Sep. 1999 from — | |
|--|---------------|--------------|------------|-----------------------|------------------------|------------------------|------------------------------------|------------------|
| | | | | May 1999 ² | Aug. 1999 ² | Sep. 1999 ² | Sep. 1998 | Aug. 1999 |
| Household cooking equipment and parts—Continued | | | | | | | | |
| Other than free-standing electric ranges | | 3631-1B | 06/81 | 133.1 | 135.8 | 137.6 | 5.1 | 1.3 |
| Built-in ranges | | 3631-121 | 06/81 | 122.9 | 125.4 | 127.1 | 5.0 | 1.4 |
| Built-in ovens | | 3631-1211 | 06/81 | 131.0 | 134.9 | 137.5 | 10.1 | 1.9 |
| Built-in oven, single | | 3631-21111 | 06/87 | 113.1 | (⁹) | 120.8 | 13.6 | (⁹) |
| Built-in oven, double | | 3631-21112 | 08/90 | 95.9 | 95.2 | 95.9 | .9 | .7 |
| Surface cooktops | | 3631-21113 | 06/81 | 111.0 | (⁹) | 111.0 | -4.6 | (⁹) |
| Gas household units and parts | | 3631-3 | 06/81 | 115.7 | 115.7 | 116.5 | 1.2 | .7 |
| Standard type gas ranges | | 3631-3A | 06/81 | 114.5 | 114.5 | 114.6 | .2 | .1 |
| Free-standing ranges | | 3631-312 | 06/81 | 113.1 | 113.1 | 113.2 | .1 | .1 |
| Free-standing gas ranges over 32 inches | | 3631-31211 | 06/81 | 133.8 | 133.8 | 134.4 | 1.6 | .4 |
| Free-standing gas ranges over 24 to 32 inches in width | | 3631-31213 | 06/81 | 107.9 | 107.9 | 107.9 | 0 | 0 |
| Surface cooktops | | 3631-319 | 06/81 | 151.4 | (⁹) | 152.7 | .9 | (⁹) |
| Nonstandard type gas ranges | | 3631-3B | 06/94 | (⁹) | (⁹) | (⁹) | (⁹) | (⁹) |
| Slide-in or drop-in | | 3631-323 | 06/94 | (⁹) | (⁹) | (⁹) | (⁹) | (⁹) |
| Parts and accessories for household gas ranges and ovens | | 3631-365 | 06/94 | 99.8 | 101.0 | 101.0 | 1.2 | 0 |
| Other household and outdoor cooking equipment except gas and electric, incl parts | | 3631-4 | 06/81 | 128.5 | 128.5 | 128.5 | -.1 | 0 |
| All other household and outdoor cooking equipment | | 3631-4A | 06/81 | 128.4 | 128.4 | 128.4 | -.1 | 0 |
| Portable outdoor and other cooking equipment | | 3631-412 | 06/81 | 124.1 | 124.1 | 124.1 | 0 | 0 |
| Solid fuel consuming | | 3631-41211 | 06/81 | (⁹) | (⁹) | (⁹) | (⁹) | (⁹) |
| Gasoline, white gas and kerosene consuming | | 3631-41212 | 06/94 | 105.9 | (⁹) | 105.9 | 0 | (⁹) |
| Parts and accessories for outdoor cooking and other cooking units | | 3631-413 | 06/81 | 137.9 | 137.9 | 137.9 | -.8 | 0 |
| Secondary products and miscellaneous receipts | | 3631-SM | | | | | | |
| Secondary products | | 3631-S | 06/81 | 132.3 | 132.3 | 133.0 | 4.0 | .5 |
| Household refrigerators and freezers | | | | | | | | |
| Primary products | 3632 | 3632-P | 12/81 | 108.0 | 107.9 | 107.7 | -3.4 | -.2 |
| Household refrigerators, including combination refrigerator-freezers, complete units | | 3632-1 | 12/81 | 102.0 | 101.9 | 101.6 | -4.2 | -.3 |
| 13.4 cubic feet and under | | 3632-103 | 06/94 | 113.2 | 113.2 | 113.2 | .4 | 0 |
| 13.5 to 17.4 cubic feet | | 3632-132 | 06/94 | (⁹) | (⁹) | (⁹) | (⁹) | (⁹) |
| 17.5 to 19.4 cubic feet | | 3632-143 | 12/81 | 95.7 | 95.7 | 95.7 | -14.4 | 0 |
| 19.5 cubic feet and over | | 3632-148 | 12/81 | 105.6 | (⁹) | 104.9 | -2.0 | (⁹) |
| Secondary products and miscellaneous receipts | | 3632-SM | | | | | | |
| Household laundry equipment | | | | | | | | |
| Primary products | 3633 | 3633-P | 12/79 | 132.2 | 132.5 | 131.5 | .1 | -.8 |
| Household mechanical washing machines, dryers, and washer-dryer combinations, ex | | 3633-1 | 12/79 | 120.9 | 121.2 | 120.1 | 0 | -.9 |
| Washing machines, mechanical, electric | | 3633-1A | 12/79 | 116.4 | 116.6 | 116.4 | 1.0 | -.2 |
| Fully automatic and semi-automatic, standard size | | 3633-131 | 12/79 | 116.2 | 116.4 | 116.1 | 1.0 | -.3 |
| Dryers, mechanical, excl. coin-operated | | 3633-15 | 12/79 | 129.0 | 129.4 | 126.7 | -1.8 | -2.1 |
| Electric | | 3633-155 | 12/79 | 131.1 | 131.6 | 131.0 | -1.2 | -.5 |
| Electric housewares and fans | | | | | | | | |
| Primary products | 3634 | 3634-P | 12/82 | 111.9 | 110.1 | 110.1 | -.7 | 0 |
| Electric fans, except industrial, excluding parts | | 3634-1 | 12/82 | 110.1 | 109.0 | 109.0 | -.7 | 0 |
| Small household appliances, excluding parts | | 3634-6 | 12/82 | 113.2 | 113.3 | 113.3 | 0 | 0 |
| Parts & attach. for household elec. fans & small household elec. appliances | | 3634-9 | 12/82 | 106.1 | 104.6 | 104.6 | -1.0 | 0 |
| Secondary products and miscellaneous receipts | | 3634-SM | | | | | | |
| Miscellaneous receipts | | 3634-M | 01/86 | (⁹) | 79.5 | 79.5 | (⁹) | 0 |
| Resales | | 3634-Z89 | 01/86 | 85.8 | (⁹) | (⁹) | (⁹) | (⁹) |
| Secondary products | | 3634-S | 12/82 | 145.3 | 144.0 | 143.7 | .9 | -.2 |
| Household vacuum cleaners | | | | | | | | |
| Primary products | 3635 | 3635-P | 12/82 | 121.0 | 121.0 | 121.3 | 1.1 | .2 |
| Household vacuum cleaners, including parts and attachments | | 3635-1 | 12/82 | 117.5 | 117.5 | 117.9 | 1.1 | .3 |
| Upright and stick vacuum cleaners | | 3635-133 | 12/82 | 117.5 | 117.5 | 117.9 | 1.1 | .3 |
| Canister, tank, and all other general purpose vacuum cleaners | | 3635-137 | 12/82 | 111.6 | 111.5 | 112.2 | 1.9 | .6 |
| Complete power units, central system type | | 3635-141 | 12/82 | 111.5 | 111.5 | 111.5 | .4 | 0 |
| Attachments and cleaning tools, including those for central systems | | 3635-151 | 12/82 | 153.3 | 153.3 | 153.3 | .2 | 0 |
| Secondary products and miscellaneous receipts | | 3635-SM | | | | | | |
| Miscellaneous receipts | | 3635-M | 12/82 | 123.1 | 123.1 | 123.1 | 0 | 0 |
| Resales | | 3635-Z89 | 12/82 | 176.9 | 176.9 | 176.9 | .3 | 0 |
| Household appliances, not elsewhere classified | | | | | | | | |
| Primary products | 3639 | 3639-P | 12/82 | 139.7 | 139.8 | 139.6 | -.9 | -.1 |
| Electric water heaters | | 3639-1 | 12/82 | 131.0 | 131.2 | 130.9 | -.9 | -.2 |
| Electric water heaters, storage type | | 3639-101 | 12/82 | 138.5 | 139.7 | 139.8 | -1.6 | .1 |
| Electric water heaters, storage type, 34 gallons and under | | 3639-10111 | 12/82 | 139.3 | 140.7 | 140.8 | -1.7 | .1 |
| Electric water heaters, storage type, 35 to 44 gallons | | 3639-10112 | 12/82 | 141.4 | (⁹) | 141.2 | -.6 | (⁹) |
| Electric water heaters, storage type, 55 gallons and over | | 3639-10115 | 12/82 | (⁹) | (⁹) | (⁹) | (⁹) | (⁹) |
| Non-electric water heaters | | 3639-2 | 12/82 | 158.0 | 158.0 | 158.0 | .4 | 0 |
| Gas water heaters, direct fired storage type | | 3639-212 | 12/82 | 160.2 | 159.9 | 160.0 | -.4 | .1 |
| Other major household appliances, n.e.c. | | 3639-5 | 12/82 | 158.5 | (⁹) | 158.4 | -.4 | (⁹) |
| Dishwashers | | 3639-502 | 12/82 | 108.3 | 108.3 | 107.4 | -1.4 | -.8 |
| Built-in dishwashers | | 3639-50214 | 06/94 | 95.7 | (⁹) | (⁹) | (⁹) | (⁹) |
| Secondary products and miscellaneous receipts | | 3639-SM | 06/94 | 95.2 | (⁹) | (⁹) | (⁹) | (⁹) |
| Secondary products | | 3639-S | 12/82 | 133.1 | (⁹) | 133.1 | -3.3 | (⁹) |

See footnotes at end of table.

Table 5. Producer price indexes for the net output of selected industries and their products, not seasonally adjusted
—Continued

| Industry and product ¹ | Industry code | Product code | Index base | Index | | | Percent change to Sep. 1999 from — | |
|--|---------------|--------------|------------|-----------------------|------------------------|------------------------|------------------------------------|------------------|
| | | | | May 1999 ² | Aug. 1999 ² | Sep. 1999 ² | Sep. 1998 | Aug. 1999 |
| Electric lighting and wiring equipment | 364 | | 12/84 | 128.9 | 128.8 | 128.6 | -1.0 | -0.2 |
| Electric lamp bulbs and tubes | 3641 | | 12/83 | 116.3 | 114.4 | 114.7 | -2.5 | .3 |
| Primary products | | 3641-P | 12/83 | 115.4 | 113.5 | 113.8 | -2.6 | .3 |
| Large incandescent lamps, except photographic and Christmas tree | | 3641-2 | 12/83 | 122.5 | 120.2 | 120.2 | -.8 | 0 |
| General lighting | | 3641-21 | 12/83 | 113.5 | 112.9 | (³) | (³) | (³) |
| White lamps, 15-150 watts, 100-130 volts | | 3641-211 | 12/83 | 116.2 | 115.1 | (³) | (³) | (³) |
| Reflector, 100-130 volts | | 3641-23 | 12/83 | 149.0 | 144.2 | (³) | (³) | (³) |
| Par type (pressed glass) | | 3641-231 | 12/83 | 166.4 | (³) | (³) | (³) | (³) |
| All other large incandescent lamps (special purpose) including traffic and street lighting | | 3641-28 | 07/85 | 138.3 | (³) | 138.3 | 0 | (³) |
| Miniature incandescent lamps, except Christmas tree | | 3641-3 | 12/83 | 111.1 | 112.7 | 112.6 | 1.7 | -1 |
| Automobile glass and metal sealed beams | | 3641-31 | 07/85 | 107.5 | 109.6 | 109.4 | 2.2 | -2 |
| OEM | | 3641-313 | 06/95 | 128.9 | 132.5 | (³) | (³) | (³) |
| Electric discharge lamps, except Christmas tree | | 3641-4 | 12/83 | 111.2 | 107.8 | 108.7 | -6.2 | .8 |
| Fluorescent, hot cathode | | 3641-42 | 12/83 | 103.5 | 100.1 | 101.1 | -5.6 | 1.0 |
| Slimline, single pin base, including rapid start | | 3641-421 | 12/83 | 93.6 | 91.6 | (³) | (³) | (³) |
| Other fluorescent hot cathode lamps, below 40 watts | | 3641-424 | 12/91 | 133.2 | 124.5 | 124.0 | -3.7 | -4 |
| Other fluorescent hot cathode lamps, 40 watts and over, including preheat-rapid start | | 3641-425 | 12/83 | 88.6 | 86.5 | 87.5 | -6.8 | 1.2 |
| Miscellaneous electrical discharge | | 3641-43 | 12/83 | 129.9 | 128.8 | 127.2 | -8.2 | .3 |
| General lighting high intensity lamps | | 3641-432 | 12/91 | 107.3 | 104.8 | 104.8 | -8.4 | 0 |
| Sodium, photo-chemical and other miscellaneous electrical discharge | | 3641-433 | 12/83 | 133.0 | (³) | (³) | (³) | (³) |
| Secondary products and miscellaneous receipts | | 3641-SM | | | | | | |
| Miscellaneous receipts | | 3641-M | 09/92 | 97.9 | 97.9 | 97.9 | 0 | 0 |
| Resales | | 3641-Z89 | 09/92 | 97.9 | 97.9 | 97.9 | 0 | 0 |
| Current-carrying wiring devices | 3643 | | 12/81 | 143.6 | 144.8 | 144.1 | -.3 | -.5 |
| Primary products | | 3643-P | 12/81 | 143.6 | 144.7 | 143.8 | -1 | -6 |
| Current-carrying wiring devices | | 3643-1 | 12/81 | 143.6 | 144.7 | 143.8 | -1 | -6 |
| General use flush mounted switches for switch or outlet boxes, except dimmers | | 3643-1C | 12/81 | 206.2 | 203.0 | 203.0 | .9 | 0 |
| AC single pole, excluding mercury switches | | 3643-137 | 12/81 | 102.7 | 102.7 | 102.7 | 2.2 | 0 |
| Special purpose switches | | 3643-1D | 12/81 | 126.6 | 127.2 | 127.3 | .6 | .1 |
| Automotive and aircraft type switches | | 3643-174 | 12/81 | 127.6 | 127.3 | 127.5 | -1.4 | .2 |
| Dimmers and all other special purpose switches | | 3643-177 | 12/81 | 156.0 | 156.0 | 156.0 | 2.4 | 0 |
| Wire connectors | | 3643-1E | 12/81 | 142.8 | 142.5 | 140.4 | -.8 | -1.5 |
| Pressure connector for use with screw, cone or other mechanical device | | 3643-182 | 12/93 | 118.7 | 120.1 | 120.0 | 2.3 | -1 |
| Blade or pin type, separable terminations and splicers | | 3643-188 | 12/93 | 114.1 | (³) | 114.1 | -1.3 | (³) |
| All other wire connectors | | 3643-189 | 12/86 | 108.4 | 107.3 | 104.2 | -2.2 | -2.9 |
| Convenience and power outlets, attachment plug caps, and connector bodies: pin and sleeve | | 3643-127 | 12/81 | 258.2 | (³) | 264.1 | 2.3 | (³) |
| Metal contacts, precious and all other | | 3643-175 | 12/81 | 110.4 | 110.4 | 110.4 | .5 | 0 |
| Terminal blocks | | 3643-197 | 12/81 | 189.3 | 192.4 | 191.8 | 1.3 | -.3 |
| All other current-carrying wiring devices | | 3643-198 | 12/81 | 146.0 | 148.6 | 148.6 | -2.4 | 0 |
| Secondary products and miscellaneous receipts | | 3643-SM | | | | | | |
| Miscellaneous receipts | | 3643-M | | | | | | |
| Resales | | 3643-Z89 | 12/93 | 95.6 | 96.4 | 96.4 | .2 | 0 |
| Secondary products | | 3643-S | 12/81 | 148.6 | 150.0 | 149.7 | -1.3 | -.2 |
| Other secondary products | | 3643-SSS | 12/81 | 149.6 | 151.4 | 151.0 | -1.7 | -.3 |
| Noncurrent-carrying wiring devices | | 3644-S | 12/93 | 105.8 | 106.1 | (³) | (³) | (³) |
| Noncurrent-carrying wiring devices | 3644 | | 12/81 | 178.6 | 178.4 | 178.3 | -3.1 | -1 |
| Primary products | | 3644-P | 12/81 | 172.1 | 171.6 | 171.5 | -3.9 | -1 |
| Electrical transmission line and utility pole hardware | | 3644-1 | 12/81 | 155.8 | 155.9 | 155.3 | -.7 | -4 |
| Pole and transmission line construction materials, commercially available | | 3644-112 | 12/81 | 150.8 | 150.7 | 150.2 | -.7 | -.3 |
| Pole and transmission line anchors | | 3644-113 | 12/93 | (³) | (³) | (³) | (³) | (³) |
| Electrical conduit and conduit fittings | | 3644-2 | 12/81 | 158.3 | 156.7 | 156.7 | -8.4 | 0 |
| Electrical conduit, raceways, and wireways | | 3644-21 | 12/86 | 113.9 | 112.0 | 112.0 | -14.5 | 0 |
| Flexible nonmetallic conduit, including plastics and liquid-tight | | 3644-217 | 12/86 | 135.2 | (³) | 135.2 | 0 | (³) |
| Metal raceways and wireways, including fittings: surface and underfloor | | 3644-218 | 12/81 | 162.5 | (³) | 162.5 | 1.7 | (³) |
| Electrical conduit fittings | | 3644-28 | 12/86 | 167.6 | 167.6 | 167.6 | 1.9 | 0 |
| Rigid metal conduit fittings: cast conduit bodies, covers, and gaskets | | 3644-281 | 12/81 | (³) | (³) | (³) | (³) | (³) |
| All other rigid metal conduit fittings, including couplings, nipples, bends, and elbows | | 3644-282 | 12/81 | 208.9 | 208.9 | 208.9 | 2.2 | 0 |
| All other rigid metal conduit fittings | | 3644-28259 | 12/93 | 124.1 | (³) | 124.1 | 2.5 | (³) |
| Cable, cord, and flexible conduit fittings | | 3644-286 | 04/82 | 200.3 | (³) | 200.3 | 2.0 | (³) |
| Armored cable, metallic sheathed cable, and flexible conduit fittings | | 3644-28611 | 04/82 | 186.7 | (³) | 186.7 | 2.3 | (³) |
| All other noncurrent-carrying wiring devices | | 3644-3 | 12/81 | 210.2 | 211.2 | 211.2 | .9 | 0 |
| Stamped metal boxes, covers, and accessories, including stamped conduit boxes | | 3644-33 | 12/81 | 205.5 | 205.5 | 205.5 | .5 | 0 |
| Stamped metal switch and receptacle boxes | | 3644-331 | 12/81 | 196.4 | 196.4 | 196.4 | 0 | 0 |
| Cast metal boxes, covers, gaskets, and accessories | | 3644-34 | 12/81 | 207.7 | 207.7 | 207.7 | -.7 | 0 |

See footnotes at end of table.

Table 5. Producer price indexes for the net output of selected industries and their products, not seasonally adjusted
—Continued

| Industry and product ¹ | Industry code | Product code | Index base | Index | | | Percent change to Sep. 1999 from — | |
|---|---------------|--------------|------------|-----------------------|------------------------|------------------------|------------------------------------|------------------|
| | | | | May 1999 ² | Aug. 1999 ² | Sep. 1999 ² | Sep. 1998 | Aug. 1999 |
| Noncurrent-carrying wiring devices—Continued | | | | | | | | |
| Outlet type | | 3644-342 | 12/93 | 112.5 | 112.5 | 112.5 | -2.9 | 0 |
| All other noncurrent-carrying wiring devices | | 3644-37 | 12/81 | 215.1 | 219.4 | 219.4 | 2.4 | 0 |
| All other noncurrent-carrying wiring devices, n.e.c. | | 3644-379 | 12/93 | 132.1 | 134.8 | 134.8 | 2.4 | 0 |
| Secondary products and miscellaneous receipts | | | | | | | | |
| Secondary products | | 3644-SM | | | | | | |
| Current-carrying wiring devices | | 3644-S | 12/81 | 207.8 | 209.4 | 209.4 | 2.1 | 0 |
| Other secondary products | | 3643-S | 12/81 | 221.8 | 227.3 | 227.3 | 3.4 | 0 |
| | | 3644-SSS | 12/81 | 204.2 | 204.2 | 204.2 | 1.6 | 0 |
| Residential lighting fixtures | | | | | | | | |
| Primary products | 3645 | | 12/83 | 141.5 | 142.2 | 141.7 | 1.2 | -4 |
| Electric residential fixtures, except portable including parts | | 3645-P | 12/83 | 140.0 | 140.8 | 140.3 | 1.4 | -4 |
| Portable electric residential lighting fixtures (incl. parts and accessories) | | 3645-1 | 12/83 | 135.2 | 135.3 | 135.3 | 1.0 | 0 |
| Secondary products and miscellaneous receipts | | 3645-7 | 12/83 | 145.2 | 146.6 | 145.7 | 1.8 | -6 |
| Miscellaneous receipts | | 3645-SM | | | | | | |
| Resales | | 3645-M | 03/99 | (³) | 100.0 | 100.0 | (³) | 0 |
| Secondary products | | 3645-Z89 | 03/99 | (³) | 100.0 | 100.0 | (³) | 0 |
| Secondary products | | 3645-S | 12/83 | 177.3 | (³) | 177.3 | 0 | (³) |
| Secondary products | | 3645-SSS | 06/98 | 100.0 | (³) | 100.0 | 0 | (³) |
| Commercial lighting fixtures | | | | | | | | |
| Primary products | 3646 | | 06/81 | 149.6 | 148.5 | 148.5 | -5 | 0 |
| Electric lighting fixtures, commercial and institutional types | | 3646-P | 06/81 | 148.6 | 147.4 | 147.4 | -7 | 0 |
| Incandescent fixtures | | 3646-2 | 06/81 | 145.6 | 145.7 | 145.7 | .2 | 0 |
| Other incandescent fixtures, including portable | | 3646-201 | 06/81 | 161.7 | 161.8 | 161.8 | .2 | 0 |
| Mercury and other high-intensity discharge fixtures | | 3646-20119 | 06/81 | 115.8 | 115.8 | 115.8 | 1.1 | 0 |
| Fluorescent fixtures, except portable | | 3646-202 | 06/81 | 159.7 | 161.5 | 161.5 | 2.2 | .0 |
| Recessed air handling | | 3646-203 | 06/81 | 139.0 | 139.1 | 139.1 | 0 | 0 |
| Recessed non-air handling | | 3646-20351 | 06/81 | 136.9 | 136.9 | 136.9 | 0 | 0 |
| Striplights | | 3646-20353 | 06/81 | 125.3 | 125.3 | 125.3 | 0 | 0 |
| Surface or pendant | | 3646-20354 | 06/81 | 133.1 | 133.1 | 133.1 | 0 | 0 |
| All other fluorescent fixtures | | 3646-20358 | 06/81 | 185.3 | 185.3 | 185.3 | -4 | 0 |
| Component or renewal parts for commercial or institutional fixtures, sold separately | | 3646-20363 | 03/87 | 134.8 | 136.2 | 136.2 | 1.0 | 0 |
| Electric lighting fixtures, industrial types | | 3646-204 | 06/81 | 150.3 | 150.4 | 150.3 | 2.5 | -1 |
| General fixtures, except portable | | 3646-3 | 06/81 | 160.8 | 145.8 | 145.8 | -9.3 | 0 |
| Fluorescent fixtures | | 3646-305 | 06/81 | 152.2 | 140.4 | 140.4 | -7.8 | 0 |
| Secondary products and miscellaneous receipts | | 3646-30513 | 06/81 | 153.5 | 141.4 | 141.4 | -7.9 | 0 |
| Secondary products | | 3646-SM | | | | | | |
| | | 3646-S | 06/81 | 170.7 | 170.7 | 170.7 | 2.7 | 0 |
| Vehicular lighting equipment | | | | | | | | |
| Primary products | 3647 | | 12/83 | 124.8 | 124.9 | 124.9 | .1 | 0 |
| Vehicular lighting equip., motor vehicle & other than motor vehicle use, excl. bulbs | | 3647-P | 12/83 | 111.0 | 111.2 | 111.2 | .2 | 0 |
| Motor vehicle lighting equipment | | 3647-1 | 12/83 | 111.0 | 111.2 | 111.2 | .2 | 0 |
| Spot, fog, and auxiliary motor vehicle lighting equipment | | 3647-11 | 12/83 | 106.8 | 107.1 | 107.1 | .3 | 0 |
| Spot, fog, and auxiliary lighting equipment: domestic replacement | | 3647-111 | 12/83 | 111.3 | 111.8 | 111.8 | 1.3 | 0 |
| Spot, fog, & auxiliary lighting equip shipped to U.S. motor vehicle mfg. as original equipment | | 3647-1111 | 12/83 | 117.4 | 118.5 | 118.5 | 1.5 | 0 |
| All other motor vehicle lighting equipment | | 3647-1112 | 12/83 | 105.1 | 105.1 | 105.1 | 1.1 | 0 |
| All other motor vehicle lighting equipment: domestic replacement | | 3647-112 | 12/83 | 106.2 | 106.5 | 106.5 | .2 | 0 |
| All other motor vehicle lighting equipment shipped to U.S. motor vehicle mfg. as original equip | | 3647-1121 | 12/83 | 154.5 | 157.1 | 157.0 | 1.1 | -1 |
| Composite headlamp assemblies (excluding bulbs) | | 3647-1122 | 12/83 | 97.5 | 97.5 | 97.5 | 0 | 0 |
| Composite headlamp assemblies: shipments to U.S. motor vehicle mfgs as original equip | | 3647-113 | 06/93 | 97.8 | 97.8 | 97.8 | .9 | 0 |
| Other than motor vehicle lighting equipment including fluorescent fixtures | | 3647-1132 | 06/93 | 94.9 | 94.9 | 94.9 | -6 | 0 |
| Secondary products and miscellaneous receipts | | 3647-12 | 12/83 | 155.1 | 155.1 | 155.1 | .1 | 0 |
| Secondary products | | 3647-SM | | | | | | |
| | | 3647-S | 12/83 | 162.2 | 161.6 | 161.6 | -3 | 0 |
| Lighting equipment, n.e.c. | | | | | | | | |
| Primary products | 3648 | | 06/85 | 118.5 | 118.5 | 118.5 | -5 | 0 |
| Outdoor lighting equipment (including parts and accessories) | | 3648-P | 06/85 | 117.8 | 117.7 | 117.7 | -7 | 0 |
| Electric and nonelectric lighting equipment, n.e.c., including hand portable | | 3648-5 | 06/85 | 122.6 | 122.6 | 122.6 | -2 | 0 |
| Secondary products and miscellaneous receipts | | 3648-9 | 06/85 | 108.8 | 108.5 | 108.5 | -1.6 | 0 |
| Miscellaneous receipts | | 3648-SM | | | | | | |
| Secondary products | | 3648-M | 05/89 | 104.0 | (³) | (³) | (³) | (³) |
| | | 3648-S | 06/85 | 125.4 | 125.8 | 125.8 | .1 | 0 |

See footnotes at end of table.

Table 5. Producer price indexes for the net output of selected industries and their products, not seasonally adjusted
—Continued

| Industry and product ¹ | Industry code | Product code | Index base | Index | | | Percent change to Sep. 1999 from — | |
|--|---------------|--------------|------------|-----------------------|------------------------|------------------------|------------------------------------|------------------|
| | | | | May 1999 ² | Aug. 1999 ² | Sep. 1999 ² | Sep. 1998 | Aug. 1999 |
| Radio and television receiving equipment, except communication types | 365 | | 12/84 | 86.9 | 87.2 | 87.3 | -1.0 | 0.1 |
| Household audio & video equipment | 3651 | | 03/80 | 78.1 | 78.0 | 78.0 | -8 | 0 |
| Primary products | | 3651-P | 03/80 | 75.4 | 75.3 | 75.3 | -9 | 0 |
| Television receivers, including combination models | | 3651-2 | 03/80 | 64.0 | 63.9 | 63.9 | -1.7 | 0 |
| Table and portable | | 3651-21 | 03/80 | 58.1 | 58.1 | 58.1 | -9 | 0 |
| Color TV over 17 inch | | 3651-216 | 03/80 | 57.3 | 57.3 | 57.3 | -9 | 0 |
| Projection televisions | | 3651-222 | 12/92 | 76.3 | 75.4 | 75.5 | -10.4 | .1 |
| High fidelity equipment and components | | 3651-4 | 03/80 | 133.3 | 133.3 | 133.3 | 1.2 | 0 |
| Consumer high fidelity components | | 3651-4B | 03/80 | 120.8 | 120.8 | 120.8 | -9 | 0 |
| Power amplifiers | | 3651-426 | 12/92 | 107.4 | 107.4 | 107.4 | -1.4 | 0 |
| Other consumer high fidelity components | | 3651-427 | 12/92 | 120.9 | 121.0 | 121.1 | 1.0 | .1 |
| Consumer audio/video recorders and players | | 3651-428 | 12/92 | 102.9 | 102.9 | 102.9 | 5.0 | 0 |
| Other consumer audio/visual recorders & players | | 3651-42204 | 12/92 | 98.3 | 98.3 | 98.3 | .8 | 0 |
| Other equipment and accessories, including speakers | | 3651-5 | 03/80 | 131.7 | 131.5 | 131.6 | .2 | .1 |
| Loudspeaker systems | | 3651-5A | 03/80 | 126.6 | 126.3 | 126.4 | -6 | .1 |
| Bookshelf type | | 3651-556 | 03/80 | 113.6 | 113.6 | 113.6 | 0 | 0 |
| Floor standing | | 3651-557 | 03/80 | 140.0 | 140.0 | 140.0 | -9 | 0 |
| Other loudspeaker systems | | 3651-568 | 03/80 | 116.4 | 115.3 | 115.9 | -3 | .5 |
| Loudspeakers sold separately | | 3651-554 | 03/80 | 127.5 | 127.5 | 127.5 | 1.5 | 0 |
| Microphones | | 3651-555 | 03/80 | 161.7 | 161.7 | 161.7 | -3.1 | 0 |
| Other equipment & accessories | | 3651-599 | 12/92 | 108.1 | 106.9 | 107.2 | -6 | .3 |
| Secondary products and miscellaneous receipts | | 3651-SM | | | | | | |
| Miscellaneous receipts | | 3651-M | 12/86 | (³) | 85.2 | 85.2 | (³) | 0 |
| Resales | | 3651-Z89 | 12/86 | (³) | 85.2 | 85.2 | (³) | 0 |
| Secondary products | | 3651-S | 03/80 | 141.3 | (³) | 141.3 | -2 | (³) |
| Other secondary products | | 3651-SSS | 12/92 | 81.5 | (³) | 81.5 | 0 | (³) |
| Phonograph records and prerecorded audio tapes and disks | 3652 | | 12/84 | 95.7 | 98.4 | 98.7 | -2.1 | .3 |
| Primary products | | 3652-P | 12/84 | 94.8 | 97.8 | 98.1 | -2.2 | .3 |
| Phonograph records, compact audio discs, and other audio-encoded disk recordings | | 3652-1 | 12/84 | 99.5 | 102.0 | 102.2 | -4 | .2 |
| 45 RPM phonograph records, except monaural and 12 inch diameter | | 3652-12 | 06/92 | 101.5 | (³) | (³) | (³) | (³) |
| Released for wholesale, retail and/or direct distribution | | 3652-122 | 12/84 | 114.9 | (³) | (³) | (³) | (³) |
| 33 1/3 RPM phonograph records, except monaural and non-vinyl | | 3652-13 | 06/92 | 105.6 | 99.5 | 103.4 | 8.6 | 3.9 |
| Released for wholesale, retail and/or direct distribution | | 3652-131 | 12/84 | 105.5 | (³) | (³) | (³) | (³) |
| Manufactured on a fee or contract basis | | 3652-135 | 12/84 | 132.6 | 125.2 | 132.6 | 5.9 | 5.9 |
| Compact audio discs (CD's) | | 3652-15 | 06/92 | 90.0 | 93.3 | 93.1 | -1.4 | -2 |
| Released for wholesale, retail and/or direct distribution | | 3652-151 | 06/92 | 100.6 | (³) | 104.5 | -1 | (³) |
| Compact disc singles | | 3652-15101 | 06/92 | 68.6 | (³) | (³) | (³) | (³) |
| Compact disc albums | | 3652-15102 | 06/92 | 100.6 | (³) | 104.5 | -1 | (³) |
| Manufactured on a fee or contract basis | | 3652-152 | 06/92 | 58.0 | 58.0 | 57.9 | -10.1 | -2 |
| Prerecorded audio cassettes and tapes | | 3652-2 | 12/84 | 96.0 | 99.5 | 99.9 | -3.7 | .4 |
| Cassettes released for wholesale, retail and/or direct distribution, except DAT | | 3652-284 | 12/84 | 95.6 | 100.0 | 100.4 | -4.5 | .4 |
| Cassette singles | | 3652-28401 | 06/92 | 90.2 | (³) | (³) | (³) | (³) |
| Cassette albums | | 3652-28402 | 06/92 | 94.2 | 98.8 | 99.0 | -4.4 | .2 |
| Manufactured on a fee or contract basis | | 3652-288 | 12/84 | 87.7 | 86.9 | 87.1 | .7 | .2 |
| Secondary products and miscellaneous receipts | | 3652-SM | | | | | | |
| Miscellaneous receipts | | 3652-M | 12/84 | 89.5 | 88.5 | 89.1 | -1.0 | .7 |
| Contract work and other miscellaneous receipts | | 3652-XY9 | 12/84 | 78.7 | 77.8 | 78.4 | -1.0 | .8 |
| Communication equipment | 366 | | 12/85 | 113.4 | 113.4 | 113.4 | -1.2 | 0 |
| Telephone & telegraph apparatus | 3661 | | 12/85 | 116.0 | 116.0 | 116.1 | -1.4 | .1 |
| Primary products | | 3661-P | 12/85 | 116.3 | 116.7 | 116.4 | -1.6 | -3 |
| Line transmission (carrier) equipment | | 3661-A | 12/85 | 161.0 | 161.0 | 161.0 | -4.5 | 0 |
| Other line transmission equipment | | 3661-A3 | 06/94 | 106.2 | 106.2 | 106.2 | -2.8 | 0 |
| Digital carrier line equipment | | 3661-A32 | 12/85 | 143.5 | 143.5 | 143.5 | -1.4 | 0 |
| Voice frequency and other special purpose transmission line equipment | | 3661-A39 | 12/85 | 115.3 | (³) | (³) | (³) | (³) |
| Multiplex equipment (sold separately) | | 3661-A7 | 12/85 | 176.8 | 176.8 | 176.8 | -4.1 | 0 |
| Digital multiplex equipment | | 3661-A72 | 12/85 | 179.7 | 179.7 | 179.7 | -4.4 | 0 |
| Switching equipment | | 3661-B | 12/85 | 112.6 | 112.6 | 112.6 | -9 | 0 |
| Central office switches (common carrier) | | 3661-B1 | 12/85 | 114.0 | 114.0 | (³) | (³) | (³) |
| Local office switch | | 3661-B16 | 06/94 | 101.3 | 101.3 | 101.3 | -9 | 0 |
| Toll and interexchange office switches | | 3661-B17 | 06/94 | 79.3 | 79.3 | (³) | (³) | (³) |
| Other telephone switching equipment | | 3661-B5 | 12/85 | 113.6 | 113.6 | 113.6 | 0 | 0 |
| Other switching equipment and parts | | 3661-B56 | 06/94 | 112.5 | 112.5 | (³) | (³) | (³) |
| User terminals and interface equipment | | 3661-C | 12/85 | 67.2 | 67.2 | 67.3 | -2.6 | .1 |
| Telephone sets | | 3661-C1 | 12/85 | 81.9 | 81.9 | 82.2 | .7 | .4 |
| Single line set (incl. ISDN) | | 3661-C13 | 12/85 | (³) | (³) | (³) | (³) | (³) |
| Other telephone sets/stations | | 3661-C15 | 12/85 | 88.2 | 88.2 | 88.9 | 1.3 | .8 |
| Key type telephone set | | 3661-C1501 | 12/85 | 118.7 | (³) | 121.6 | 2.4 | (³) |
| Modems, sold separately | | 3661-C3 | 12/85 | 66.9 | 66.9 | 66.9 | -3.9 | 0 |
| Modem 2001 bps and above | | 3661-C37 | 03/86 | 55.4 | 55.4 | 55.4 | -3.8 | 0 |
| Modem over 10,000 bps | | 3661-C3705 | 06/94 | 65.3 | 65.3 | 65.3 | -3.8 | 0 |
| Other telephone & telegraph apparatus | | 3661-D | 12/85 | 118.9 | 120.3 | 119.2 | -5 | -9 |

See footnotes at end of table.

Table 5. Producer price indexes for the net output of selected industries and their products, not seasonally adjusted
—Continued

| Industry and product ¹ | Industry code | Product code | Index base | Index | | | Percent change to Sep. 1999 from — | |
|---|---------------|--------------|------------|-----------------------|------------------------|------------------------|------------------------------------|------------------|
| | | | | May 1999 ² | Aug. 1999 ² | Sep. 1999 ² | Sep. 1998 | Aug. 1999 |
| Telephone & telegraph apparatus—Continued | | | | | | | | |
| Data communication equipment | | 3661-D2 | 06/94 | 98.1 | 100.1 | 98.5 | -1.2 | -1.6 |
| Other data communication equipment | | 3661-D25 | 06/94 | 95.3 | 97.2 | 95.7 | -3.7 | -1.5 |
| Other, including parts, system components & subassemblies | | 3661-D9 | 12/85 | 120.3 | 120.3 | 120.3 | 0 | 0 |
| Secondary products and miscellaneous receipts | | 3661-SM | | | | | | |
| Miscellaneous receipts | | 3661-M | 12/85 | 120.2 | 116.0 | (³) | (³) | (³) |
| Secondary products | | 3661-S | 12/85 | 107.2 | (³) | (³) | (³) | (³) |
| Radio and television broadcast and communication equipment | | | | | | | | |
| Primary products | 3663 | 3663-P | 12/91 | 104.8 | 104.8 | 104.8 | -5 | 0 |
| Communication equipment (except wire telephone and broadcast, cable or studio equipment) | | 3663-1 | 12/85 | 113.4 | 113.4 | 113.4 | .3 | 0 |
| Point-to-point transmitters, receivers, and power amplifiers (except satellite and amateur) | | 3663-133 | 12/85 | 125.9 | 125.9 | 125.9 | 0 | 0 |
| Space satellite communication and related equipment | | 3663-143 | 12/85 | 93.4 | 93.4 | (³) | (³) | (³) |
| Mobile radio, airborne, marine, and ground (except amateur, CB and portable) | | 3663-145 | 12/85 | 100.6 | 100.6 | 100.6 | 1.2 | 0 |
| Portable, amateur, and citizens' band (CB) radio equipment | | 3663-148 | 12/85 | 99.2 | 98.9 | 98.9 | -3 | 0 |
| Other communication equipment | | 3663-152 | 12/85 | 129.4 | 129.4 | 129.4 | -1 | 0 |
| Electronic checkout, monitoring and support equipment for communications systems | | 3663-15202 | 12/91 | 106.5 | 106.5 | 106.5 | 0 | 0 |
| Microwave and communications antennae or antenna systems | | 3663-15203 | 12/91 | 111.4 | 111.4 | 111.4 | -4 | 0 |
| Communication systems, equipment and devices, n.e.c. | | 3663-15209 | 12/91 | 117.7 | 117.7 | 117.7 | 0 | 0 |
| Broadcast, cable, studio and related communication equipment | | 3663-2 | 12/85 | 105.4 | 105.2 | 105.2 | -1 | 0 |
| Studio equipment, audio and video including amplifiers, consoles, cameras, power supplies | | 3663-211 | 12/85 | 103.8 | 103.8 | (³) | (³) | (³) |
| Broadcast transmitters, amplifiers and related transmission equipment | | 3663-221 | 12/85 | 110.7 | (³) | 110.7 | 0 | (³) |
| Cable & CCTV equipment and theater & commercial sound equipment | | 3663-231 | 12/85 | 106.1 | 106.1 | (³) | (³) | (³) |
| Secondary products and miscellaneous receipts | | 3663-SM | | | | | | |
| Secondary products | | 3663-S | | | | | | |
| Other secondary products | | 3663-SSS | 12/91 | 110.8 | (³) | (³) | (³) | (³) |
| Communications equipment, n.e.c. | | | | | | | | |
| Primary products | 3669 | 3669-P | 12/91 | 103.6 | 103.9 | 103.8 | -4.4 | -1 |
| Alarm systems | | 3669-1 | 12/85 | 108.3 | 108.5 | 108.3 | -1.5 | -2 |
| Intrusion detection | | 3669-111 | 12/91 | 108.6 | 108.9 | 108.6 | -2.7 | -3 |
| Local intrusion detection alarms and alarm systems | | 3669-1111 | 12/91 | 108.5 | 108.5 | 108.5 | -3.2 | 0 |
| Central station and remote notifying intrusion alarms and holdup alarm systems | | 3669-11111 | 12/91 | 117.6 | 117.6 | 117.6 | .1 | 0 |
| Fire detection and prevention | | 3669-13 | 12/91 | 97.8 | 97.8 | 97.8 | -4.8 | 0 |
| Smoke and heat detection, local | | 3669-131 | 12/91 | 104.3 | 105.1 | 104.5 | -2.0 | -6 |
| Fire prevention alarm systems, central and remote types | | 3669-131 | 12/91 | 102.1 | 102.1 | 102.1 | -3.6 | 0 |
| Fire prevention alarm systems, central and remote types | | 3669-135 | 12/91 | 110.0 | 111.9 | 110.4 | .4 | -1.3 |
| Vehicular and pedestrian traffic control equipment | | 3669-2 | 12/85 | 104.2 | 104.2 | 104.2 | .2 | 0 |
| Electronic and electromechanical controllers, detectors and sensors, parts, and accessories | | 3669-213 | 12/91 | 99.0 | 99.0 | (³) | (³) | (³) |
| Intercommunications systems, including inductive paging systems (selective calling) | | 3669-3 | | | | | | |
| Wired | | 3669-311 | 12/91 | 120.0 | 120.0 | 120.0 | .5 | 0 |
| Secondary products and miscellaneous receipts | | 3669-SM | | | | | | |
| Secondary products | | 3669-S | 12/91 | 117.6 | (³) | (³) | (³) | (³) |
| Electronic components and accessories | | | | | | | | |
| Primary products | 367 | | 12/84 | 90.4 | 89.9 | 90.4 | -1.0 | .6 |
| Electron tubes, all types | | | | | | | | |
| Primary products | 3671 | 3671-P | 12/85 | 111.0 | 111.0 | 110.6 | -2.9 | -4 |
| Cathode ray television picture tubes | | 3671-2 | 09/96 | 108.0 | 108.0 | 107.5 | -3.5 | -5 |
| Color television tubes, 25" and under, new and rebuilt | | 3671-211 | 09/96 | 88.4 | 88.4 | 87.9 | -5.4 | -6 |
| All other CRT's incl. color television tubes 26" and greater, new and rebuilt | | 3671-212 | 09/96 | 88.8 | 88.7 | 88.2 | -4.9 | -6 |
| Transmitting, power and special purpose tubes | | 3671-3 | 12/85 | 88.0 | 88.1 | 87.5 | -6.0 | -7 |
| Power and special purpose tubes | | 3671-301 | 12/85 | 130.9 | 130.9 | 130.7 | -4 | -2 |
| Forward and backward wave tubes | | 3671-30151 | 06/90 | 145.6 | 145.6 | 145.4 | -5 | -1 |
| Light sensing tubes | | 3671-302 | 06/96 | 115.1 | 115.1 | 114.5 | -1.6 | -5 |
| Photomultipliers and other light sensing devices | | 3671-30276 | 06/96 | 99.6 | 99.6 | 99.6 | 0 | 0 |
| Light emitting devices | | 3671-303 | 06/96 | 99.6 | 99.6 | 99.6 | 0 | 0 |
| Industrial and military cathode ray tubes | | 3671-30385 | 12/85 | 128.2 | 128.2 | 128.2 | 0 | 0 |
| Tube parts except glass blanks | | 3671-5 | 12/85 | 128.4 | 128.4 | 128.4 | 0 | 0 |
| Secondary products and miscellaneous receipts | | 3671-SM | 06/96 | 103.4 | 103.4 | 103.4 | 1.0 | 0 |
| Printed circuit boards | | | | | | | | |
| Primary products | 3672 | 3672-P | 06/91 | 92.7 | 92.6 | 92.0 | -6 | -6 |
| Printed circuit or wiring boards and related circuitry on passive substrates | | 3672-1 | 06/91 | 92.4 | 92.3 | 91.7 | -5 | -7 |
| Printed circuit boards on rigid substrates | | 3672-11 | 06/82 | 104.8 | 104.6 | 103.9 | -8 | -7 |
| Single-sided PC boards, glass substrate | | 3672-111 | 06/91 | 91.6 | 91.4 | 90.8 | -8 | -7 |
| Double-sided PC boards, glass substrate | | 3672-112 | 06/82 | 100.3 | 100.3 | 100.3 | -1.2 | 0 |
| Multilayer PC boards, glass substrate | | 3672-113 | 06/82 | 109.5 | 109.5 | 109.5 | -3.4 | 0 |
| Semiconductors and related devices | | | | | | | | |
| Primary products | 3674 | | 12/98 | 98.4 | 97.0 | 98.2 | -2.1 | 1.2 |

See footnotes at end of table.

Table 5. Producer price indexes for the net output of selected industries and their products, not seasonally adjusted—Continued

| Industry and product ¹ | Industry code | Product code | Index base | Index | | | Percent change to Sep. 1999 from — | |
|--|---------------|--------------|--------------|-----------------------|------------------------|------------------------|------------------------------------|-----------|
| | | | | May 1999 ² | Aug. 1999 ² | Sep. 1999 ² | Sep. 1998 | Aug. 1999 |
| Semiconductors and related devices—Continued | | | | | | | | |
| Primary products | | 3674-P | 12/98 | 98.1 | 96.4 | 97.9 | -2.5 | 1.6 |
| Integrated circuits | | 3674-1 | 12/98 | 97.5 | 95.1 | 97.6 | -2.5 | 2.6 |
| Digital monolithic integrated circuits | | 3674-1A | 12/98 | 94.3 | 92.7 | 98.8 | -1.7 | 6.6 |
| MOS memory devices | | 3674-1A1 | 12/98 | 95.3 | 94.4 | 119.5 | 24.3 | 26.6 |
| DRAM (dynamic random access memory) | | 3674-1A101 | 12/98 | 96.2 | 105.3 | 150.7 | 72.2 | 43.1 |
| Other MOS memory devices | | 3674-1A109 | 12/98 | 94.8 | 89.3 | 104.0 | 3.9 | 16.5 |
| Other digital MOS integrated circuits | | 3674-1A2 | 12/98 | 93.6 | 90.6 | 89.2 | -14.0 | -1.5 |
| Microprocessors | | 3674-1A201 | 12/98 | 66.1 | 57.0 | 47.5 | -58.6 | -16.7 |
| All other digital MOS integrated circuits | | 3674-1A209 | 12/98 | 100.2 | 98.6 | 99.1 | -1.9 | .5 |
| Other digital integrated circuits, including bipolar and nonsilicon | | 3674-1A9 | 12/98 | 94.3 | (?) | (?) | (?) | (?) |
| Hybrid integrated circuits | | 3674-1C | 06/81 | 106.5 | 106.5 | 106.5 | -2.5 | 0 |
| Non-digital monolithic integrated circuits (e.g., linear, analog) | | 3674-1D | 06/81 | 89.8 | 86.8 | 87.0 | -3.0 | .2 |
| Transistors | | 3674-2 | 06/81 | 71.8 | 71.8 | 72.2 | .6 | .6 |
| Diodes and rectifiers (other than LEDs) | | 3674-3 | 06/81 | 126.9 | 127.8 | 122.9 | -1.3 | -3.8 |
| Other semiconductor devices and parts | | 3674-9 | 06/81 | 91.4 | 90.6 | 90.8 | -3.0 | .2 |
| Other finished semiconductor devices | | 3674-901 | 12/96 | 102.9 | 102.2 | (?) | (?) | (?) |
| Dice and wafers | | 3674-902 | 06/81 | 74.0 | 72.9 | 73.0 | -6.2 | .1 |
| Parts and other semifinished devices | | 3674-909 | 06/81 | 118.7 | 118.9 | 118.9 | .8 | 0 |
| Secondary products and miscellaneous receipts | | 3674-SM | | | | | | |
| Secondary products | | 3674-S | 06/81 | 129.8 | (?) | 129.8 | 0 | (?) |
| Other secondary products | | 3674-SSS | 06/81 | 107.4 | (?) | (?) | (?) | (?) |
| Electronic capacitors | 3675 | | 06/81 | 100.7 | 101.1 | 101.0 | 1.3 | -1 |
| Primary products | | 3675-P | 06/81 | 99.7 | 100.1 | 100.0 | 1.5 | -1 |
| Tantalum electrolytic capacitors | | 3675-B | 06/86 | 86.1 | 86.4 | 86.3 | 1.3 | -1 |
| Metal-cased, including foil and wet-slug types | | 3675-B26 | 12/92 | 115.8 | 115.8 | 115.8 | 4.4 | 0 |
| Tantalum electrolytic chips | | 3675-B31 | 01/87 | 58.9 | 59.8 | (?) | (?) | (?) |
| Aluminum electrolytic capacitors | | 3675-C | 06/81 | 160.0 | (?) | (?) | (?) | (?) |
| Ceramic dielectric capacitors | | 3675-E | 06/81 | 59.9 | 59.9 | 59.7 | -8 | -3 |
| Single-layer | | 3675-E1 | 12/92 | 101.4 | 101.4 | 101.4 | .9 | 0 |
| Chips and other leaded, single-layer including radial-leaded | | 3675-E18 | 12/92 | 101.4 | 101.4 | 101.4 | .9 | 0 |
| Multilayer | | 3675-E2 | 06/86 | 73.6 | 73.6 | 73.4 | -8 | -3 |
| Leaded, multilayer | | 3675-E25 | 12/92 | 102.3 | 102.3 | 102.3 | 1.4 | 0 |
| Multilayer chips | | 3675-E27 | 06/81 | 60.3 | 60.3 | (?) | (?) | (?) |
| Secondary products and miscellaneous receipts | | 3675-SM | | | | | | |
| Secondary products | | 3675-S | 06/81 | 118.8 | 118.8 | 118.8 | .1 | 0 |
| Other secondary products | | 3675-SSS | 06/86 | 140.3 | 140.3 | 140.3 | .3 | 0 |
| Electronic resistors | 3676 | | 12/80 | 176.0 | 175.8 | 175.2 | -2.4 | -3 |
| Primary products | | 3676-P | 12/80 | 183.0 | 183.6 | 183.1 | -1.2 | -3 |
| Fixed, surface mounted, excluding carbon types | | 3676-11 | 12/96 | 88.2 | 85.5 | 85.4 | -10.1 | -1 |
| Fixed, having two leads, excluding carbon types | | 3676-12 | 12/92 | 106.0 | 107.3 | 106.6 | -1.9 | -7 |
| Resistor networks, having more than two leads | | 3676-13 | 12/80 | 72.3 | 72.3 | 72.3 | -1.1 | 0 |
| Variable, non-wirewound | | 3676-14 | 12/96 | 99.1 | 98.8 | 98.8 | -3 | 0 |
| Nonlinear resistors, including thermistors and varistors | | 3676-15 | 12/92 | 106.8 | (?) | (?) | (?) | (?) |
| Resistor parts and other resistors, incl fixed carbon and wirewound variable | | 3676-19 | 12/96 | 117.5 | 120.1 | 119.3 | 2.6 | -7 |
| Secondary products and miscellaneous receipts | | 3676-SM | | | | | | |
| Secondary products | | 3676-S | 12/96 | 99.9 | 97.2 | 96.2 | -8.5 | -1.0 |
| Electronic coils, transformers, and other inductors | 3677 | | 06/82 | 140.2 | 140.3 | 140.3 | 1.4 | 0 |
| Primary products | | 3677-P | 06/82 | 141.9 | 142.0 | 142.0 | .9 | 0 |
| Radio frequency coils | | 3677-113 | 06/86 | 128.5 | 128.5 | 128.5 | -2 | 0 |
| Audio transformers | | 3677-132 | 06/82 | 147.2 | 147.2 | 147.2 | 0 | 0 |
| Low frequency chokes | | 3677-133 | 06/82 | 155.5 | 155.5 | 155.5 | .4 | 0 |
| Plate and filament (power) transformers | | 3677-141 | 06/82 | 131.2 | 131.4 | 131.4 | 2.3 | 0 |
| Toroidal windings, except complete magnetic amplifiers | | 3677-191 | 06/82 | 184.0 | 184.0 | 184.0 | 1.0 | 0 |
| Other inductors for electronic applications | | 3677-192 | 06/82 | 154.8 | 154.6 | 154.7 | 1.2 | .1 |
| Secondary products | | 3677-S | 06/82 | (?) | (?) | (?) | (?) | (?) |
| Connectors for electronic applications | 3678 | | 12/80 | 156.4 | 156.1 | 155.7 | -.5 | -3 |
| Primary products | | 3678-P | 12/80 | 154.8 | 154.4 | 154.0 | -.6 | -3 |
| Coaxial connector (radio frequency) | | 3678-1 | | | | | | |
| Coaxial connector (radio frequency) | | 3678-121 | 12/80 | 229.1 | 229.1 | 229.1 | 0 | 0 |
| Cylindrical connectors | | 3678-2 | 12/80 | 173.8 | 173.8 | 173.8 | 1.3 | 0 |
| Rack and panel connector (rectangular) | | 3678-3 | 12/80 | 126.3 | 126.3 | 126.3 | 0 | 0 |
| Integral shell and similar types | | 3678-335 | 12/80 | 135.7 | 135.7 | 135.7 | 0 | 0 |
| Subminiature and other | | 3678-338 | 12/80 | 121.3 | 121.3 | 121.3 | 0 | 0 |
| Printed circuit connector | | 3678-4 | 12/80 | 117.5 | 116.3 | 116.5 | -1.2 | .2 |
| Two-piece type | | 3678-447 | 12/80 | 121.7 | 119.5 | 119.8 | -2.0 | .3 |
| Other special types | | 3678-5 | 12/80 | 157.3 | 157.4 | 155.9 | -1.2 | -1.0 |
| Miscellaneous special purpose type connectors | | 3678-554 | 12/80 | 148.9 | 149.0 | 147.1 | -2.1 | -1.3 |
| Other special purpose types | | 3678-556 | 12/80 | 138.9 | 139.0 | 135.6 | -4.0 | -2.4 |
| Connector parts | | 3678-6 | | | | | | |
| Connector parts | | 3678-661 | 12/86 | 114.1 | 112.8 | 112.8 | -3.8 | 0 |
| Electronic components, n.e.c. | 3679 | | 06/82 | 113.6 | 113.6 | 114.3 | .1 | .6 |
| Primary products | | 3679-P | 06/82 | 115.5 | 115.6 | 115.9 | -.2 | .3 |

See footnotes at end of table.

**Table 5. Producer price indexes for the net output of selected industries and their products, not seasonally adjusted
—Continued**

| Industry and product ¹ | Industry code | Product code | Index base | Index | | | Percent change to Sep. 1999 from — | |
|--|---------------|--------------|------------|-----------------------|------------------------|------------------------|------------------------------------|-----------|
| | | | | May 1999 ² | Aug. 1999 ² | Sep. 1999 ² | Sep. 1998 | Aug. 1999 |
| Electronic components, n.e.c.—Continued | | | | | | | | |
| Electronic filters and piezoelectric devices other than transducers | | 3679-A | 06/82 | 113.9 | 115.0 | 113.7 | -1.1 | -1.1 |
| Electronic filters, excluding microwave types | | 3679-A01 | 12/86 | 79.4 | 79.4 | 79.4 | 0 | 0 |
| Electronic wave filters, including high-pass, low-pass and band-pass types | | 3679-A0101 | 06/91 | 76.3 | 76.3 | (?) | (?) | (?) |
| Piezoelectric devices, excluding transducers | | 3679-A02 | 12/86 | 117.9 | 120.1 | 117.6 | (?) | -2.1 |
| Microwave components (except tubes, semiconductors and antenna) | | 3679-B | 06/82 | 142.9 | 143.1 | 143.1 | .4 | 0 |
| Microwave subassemblies (parametric amplifiers, frequency multipliers, etc) | | 3679-B02 | 06/91 | 93.7 | 93.7 | 93.7 | .9 | 0 |
| Other microwave devices | | 3679-B09 | 06/82 | 153.8 | 154.0 | 154.0 | .3 | 0 |
| Microwave devices, n.e.c. | | 3679-B0909 | 06/91 | 115.1 | 115.1 | 115.1 | .7 | 0 |
| Transducers, electronic input or output, excluding magnetic recording heads | | 3679-C | 06/82 | 119.9 | (?) | 119.9 | (?) | (?) |
| Electronic switches, manually-actuated | | 3679-D | 06/82 | 148.7 | 148.6 | 147.7 | -.1 | -.6 |
| Pushbutton switches | | 3679-D05 | 06/82 | (?) | (?) | (?) | (?) | (?) |
| Other switches, incl. DIP, thumbwheel, snap action types | | 3679-D09 | 06/82 | 162.5 | 162.0 | 160.6 | .2 | -.9 |
| Printed circuit board assemblies, n.e.c. | | 3679-E | 06/82 | 119.1 | 119.3 | 120.0 | -.4 | .6 |
| Circuit board assemblies for use with computer systems | | 3679-E1 | 06/94 | 79.1 | 79.2 | 80.2 | -1.0 | 1.3 |
| Processor boards | | 3679-E11 | 06/94 | 87.9 | 87.9 | 87.9 | -1.7 | 0 |
| Motherboards for computers | | 3679-E1101 | 06/94 | 86.0 | 85.9 | 85.9 | -2.6 | 0 |
| Peripheral controller boards, including graphic boards and drive controllers | | 3679-E13 | 07/94 | 74.3 | 74.1 | 74.3 | -.1 | .3 |
| Other circuit board assemblies for use with computer systems | | 3679-E19 | 06/94 | 90.0 | 90.0 | 90.0 | -1.5 | .0 |
| Other circuit board assemblies and assembly receipts | | 3679-E9 | 06/94 | 101.0 | 101.1 | 101.1 | .3 | 0 |
| Receipts for contracted assembly | | 3679-E91 | 06/94 | 97.0 | 97.3 | 97.3 | .6 | 0 |
| All other PC board assemblies | | 3679-E92 | 06/94 | 102.4 | 102.4 | 102.4 | .1 | 0 |
| Other electronic components, n.e.c. | | 3679-F | 06/94 | 97.8 | 97.8 | 97.8 | .3 | 0 |
| Static power supplies and related devices, excluding rectifier assemblies | | 3679-F07 | 06/82 | 149.6 | 149.4 | 149.3 | -1.0 | -.1 |
| Static power supplies, regulated | | 3679-F0701 | 06/82 | 146.4 | 146.0 | 145.7 | 1.5 | -2 |
| Unregulated power supplies and related power supply devices | | 3679-F0709 | 09/93 | 98.5 | 98.5 | 98.5 | (?) | 0 |
| Electronic cable harness assemblies | | 3679-F08 | 06/82 | 120.7 | 120.6 | 120.6 | .1 | 0 |
| Liquid crystal display (LCD) devices | | 3679-F11 | 06/94 | 117.1 | 117.1 | 117.1 | 0 | 0 |
| Electronic enclosures | | 3679-F15 | 06/94 | 105.0 | 105.0 | 105.0 | 2.2 | 0 |
| All other electronic components, n.e.c. (including rectifier assemblies) | | 3679-F99 | 06/82 | 133.3 | 133.3 | 133.3 | 0 | 0 |
| Secondary products and miscellaneous receipts | | 3679-SM | 06/82 | 114.2 | 114.2 | 114.2 | 0 | 0 |
| Miscellaneous receipts | | 3679-M | 06/82 | 114.2 | 114.2 | 114.2 | 0 | 0 |
| Resales | | 3679-Z89 | 12/86 | (?) | (?) | (?) | (?) | (?) |
| Secondary products | | 3679-S | 06/82 | 108.8 | 108.0 | 111.1 | 1.3 | 2.9 |
| Semiconductors | | 3674-S | 06/82 | 46.2 | (?) | (?) | (?) | (?) |
| Other secondary products | | 3679-SSS | 06/82 | 113.5 | 112.6 | 115.9 | 1.5 | 2.9 |
| Miscellaneous electrical machinery, equipment, and supplies | 369 | | 12/84 | 112.6 | 112.3 | 112.6 | .4 | .3 |
| Storage batteries | 3691 | | 12/84 | 112.6 | 112.3 | 112.9 | 1.0 | .5 |
| Primary products | | 3691-P | 12/84 | 111.6 | 111.4 | 112.0 | 1.2 | .5 |
| Lead acid batteries, 1.5 cubic foot or less | | 3691-3 | 12/84 | 110.0 | 110.0 | 110.0 | 1.1 | 0 |
| Starting, lighting and ignition (SLI) type | | 3691-31 | 12/84 | 108.5 | 108.5 | 108.5 | 1.1 | 0 |
| For OEM | | 3691-311 | 12/84 | 107.3 | 107.3 | 107.3 | -1.7 | 0 |
| For replacement | | 3691-312 | 12/84 | 108.8 | 108.8 | 108.8 | 1.8 | 0 |
| Other than SLI | | 3691-32 | 12/84 | 140.3 | 140.3 | 140.3 | 1.0 | 0 |
| Lead acid batteries, larger than 1.5 cubic foot | | 3691-4 | 12/84 | 114.2 | 113.0 | 116.4 | 1.9 | 3.0 |
| Motive power type | | 3691-41 | 12/84 | 129.9 | 128.7 | 128.2 | -.5 | -.4 |
| Industrial truck | | 3691-411 | 12/84 | 128.8 | 129.0 | 128.3 | .6 | -.5 |
| Storage batteries other than lead acid, including parts | | 3691-5 | 02/85 | 131.0 | 131.1 | 131.1 | .2 | 0 |
| Nickel cadmium (sealed or vented) | | 3691-561 | 12/92 | 97.5 | 97.6 | 97.6 | .2 | 0 |
| Secondary products and miscellaneous receipts | | 3691-SM | 12/92 | 115.5 | 111.0 | 111.0 | -3.9 | 0 |
| Miscellaneous receipts | | 3691-M | 12/92 | 115.5 | 111.0 | 111.0 | -3.9 | 0 |
| Resales | | 3691-Z89 | 12/92 | 115.5 | 111.0 | 111.0 | -3.9 | 0 |
| Secondary products | | 3691-S | 12/84 | 126.4 | (?) | 126.4 | 0 | (?) |
| Primary batteries, dry and wet | | 3692-S | 12/92 | 105.9 | (?) | 105.9 | 0 | (?) |
| Primary batteries, dry and wet | 3692 | | 12/80 | 165.6 | 166.0 | 166.1 | 1.0 | .1 |
| Primary products | | 3692-P | 12/80 | 169.7 | 169.1 | 169.3 | .2 | .1 |
| Primary cells/batteries, volume of 18.3 cu in or less | | 3692-5 | 12/92 | 115.3 | 114.4 | 114.5 | 0 | .1 |
| Other primary cells/batteries, volume of 18.3 cu in or less | | 3692-514 | 12/92 | 102.2 | 100.2 | 101.0 | .2 | .8 |
| Primary cells/batteries, volume greater than 18.3 cu in | | 3692-6 | 12/92 | 105.2 | 106.4 | 106.4 | .9 | 0 |
| Secondary products and miscellaneous receipts | | 3692-SM | | | | | | |
| Electrical equipment for internal combustion engines | 3694 | | 12/82 | 127.4 | 127.6 | 127.9 | .5 | .2 |
| Primary products | | 3694-P | 12/82 | 124.1 | 124.4 | 124.7 | .8 | .2 |
| Ignition harness and cable sets | | 3694-1 | 12/82 | 126.8 | 126.7 | 127.3 | 1.5 | .5 |
| Ignition harness sets | | 3694-11 | 12/82 | 118.3 | 118.2 | 118.7 | .7 | .4 |
| Ignition harness sets, automotive type | | 3694-111 | 12/87 | 105.6 | 105.4 | 105.9 | .8 | .5 |
| Cable sets | | 3694-13 | 12/82 | 146.2 | 146.2 | 147.1 | 4.9 | .6 |
| Cable sets, automotive type | | 3694-131 | 12/82 | 144.4 | 144.4 | 145.2 | 4.8 | .6 |
| Battery charging alternators, generators, and regulators | | 3694-2 | 12/82 | 128.0 | 128.0 | 128.0 | -.5 | 0 |
| Battery charging alternators and generators | | 3694-22 | 12/82 | 126.5 | 126.5 | 126.5 | -.5 | 0 |

See footnotes at end of table.

**Table 5. Producer price indexes for the net output of selected industries and their products, not seasonally adjusted
—Continued**

| Industry and product ¹ | Industry code | Product code | Index base | Index | | | Percent change to Sep. 1999 from — | |
|---|---------------|--------------|------------|-----------------------|------------------------|------------------------|------------------------------------|------------------|
| | | | | May 1999 ² | Aug. 1999 ² | Sep. 1999 ² | Sep. 1998 | Aug. 1999 |
| Electrical equipment for internal combustion engines—Continued | | | | | | | | |
| All other new alternators and generators, except farm lighting | | 3694-226 | 06/83 | 262.0 | 261.2 | 261.6 | -0.2 | 0.2 |
| Alternators and generators, factory rebuilt, all types | | 3694-228 | 12/82 | 130.7 | 130.7 | 130.7 | .4 | 0 |
| Regulators for battery charging generators & altern., new & rebuilt | | 3694-24 | 12/87 | 117.0 | 120.3 | 120.0 | -2.0 | -2 |
| Starting motors | | 3694-3 | 12/82 | 118.0 | 118.0 | 118.0 | -.8 | 0 |
| Starting motors, new, all types | | 3694-341 | 12/95 | 96.9 | (³) | (³) | (³) | (³) |
| Starting motors, rebuilt, all types | | 3694-361 | 12/82 | 156.3 | 156.3 | 156.3 | .3 | 0 |
| Spark plugs | | 3694-4 | 12/82 | 114.3 | 114.3 | 114.3 | -1.1 | 0 |
| Other complete electrical &/or electronic equip. for internal combustion engines | | 3694-5 | 12/82 | 113.6 | 114.3 | 114.7 | 1.7 | .3 |
| Ignition coils, all types | | 3694-51 | 12/82 | 134.7 | 134.7 | 134.7 | .7 | 0 |
| Other complete ignition equipment, incl. electronic ignitions | | 3694-561 | 12/82 | 114.4 | (³) | 119.2 | (³) | (³) |
| Other complete electrical &/or electronic equip. incl. engine control equip. | | 3694-597 | 12/95 | 96.9 | 97.0 | 97.5 | 1.5 | .5 |
| Components & parts for engine electrical &/or electronic equip. | | 3694-6 | 12/82 | 167.1 | 167.2 | 167.4 | 1.3 | .1 |
| Armatures, field coils and drive-end housings for cranking motors | | 3694-611 | 12/82 | 166.7 | (³) | (³) | (³) | (³) |
| Other components & parts for engine electrical &/or electronic equip. | | 3694-698 | 12/82 | 123.2 | 122.6 | 122.8 | .9 | .2 |
| Secondary products and miscellaneous receipts | | | | | | | | |
| Miscellaneous receipts | | 3694-SM | | | | | | |
| Resales | | 3694-M | 01/83 | 150.7 | (³) | 150.9 | .1 | (³) |
| Secondary products | | 3694-Z89 | 01/83 | 150.7 | (³) | 150.9 | .1 | (³) |
| Other secondary products | | 3694-S | 12/82 | 124.9 | 124.8 | 124.7 | -1.2 | -1 |
| Motor vehicle parts and accessories | | 3694-SSS | 12/82 | 129.6 | 129.6 | 129.6 | -1.3 | 0 |
| | | 3714-S | 12/82 | 142.5 | 142.1 | 141.5 | -.6 | -.4 |
| Magnetic and optical recording media | | | | | | | | |
| Primary products | 3695 | 3695-P | 06/91 | 79.6 | 78.3 | 78.6 | -1.9 | .4 |
| Tape | | 3695-1 | 06/91 | (³) | (³) | (³) | (³) | (³) |
| Flexible magnetic disks | | 3695-2 | 06/91 | 75.2 | 75.2 | 75.2 | 0 | 0 |
| 3 1/2 inch and other flexible disks less than 5 1/4 inches | | 3695-201 | 06/82 | 51.9 | 51.9 | 51.9 | 0 | 0 |
| Flexible disks 5 1/4 inches and larger | | 3695-202 | 06/91 | (³) | (³) | (³) | (³) | (³) |
| Rigid (hard) magnetic disks | | 3695-3 | 06/91 | 85.6 | 78.1 | 79.6 | -10.6 | 1.9 |
| 3 1/2 inch and other rigid (hard) disks less than 5 1/4 inches | | 3695-301 | 06/91 | 68.3 | (³) | (³) | (³) | (³) |
| Electrical equipment and supplies, not elsewhere classified | | | | | | | | |
| Primary products | 3699 | 3699-P | 12/85 | 119.1 | 118.7 | 118.9 | 1.1 | .2 |
| Electronic teaching, training, & simulation machines and aids | | 3699-1 | 12/85 | 119.1 | 118.7 | 118.9 | 1.3 | .2 |
| Electronic trainers and simulators | | 3699-181 | 12/91 | 106.3 | 104.9 | 104.9 | 2.3 | 0 |
| Laser systems and equipment (excl communication, medical and surveying types) | | 3699-2 | 12/85 | 98.1 | 98.2 | 98.4 | 1.1 | .2 |
| Laser generator, power supplies, and other laser equipment & components sold separately | | 3699-288 | 12/91 | 94.5 | 94.6 | 94.7 | 1.4 | .1 |
| Other electrical products, not elsewhere classified | | 3699-4 | 12/85 | 112.4 | 112.7 | 112.2 | .4 | -.4 |
| Automatic garage door openers and other electrical door openers | | 3699-479 | 12/91 | 99.4 | 100.3 | 98.4 | -2.0 | -1.9 |
| Other electrical products, n.e.c. (including christmas tree lighting sets) | | 3699-496 | 12/85 | 115.7 | 115.7 | 115.8 | 1.4 | .1 |
| Ultrasonic equipment (except medical) | | 3699-5 | | | | | | |
| Appliance wire and flexible cord sets | | 3699-6 | 12/85 | 142.8 | 142.5 | 142.8 | -.8 | .2 |
| Other electronic systems and equipment, n.e.c. | | 3699-7 | 12/91 | 105.7 | 105.7 | 105.7 | .2 | 0 |
| Amplifiers, except audio, rf power, and video, sold separately | | 3699-769 | 12/91 | 121.7 | (³) | (³) | (³) | (³) |
| Particle accelerator electronics equipment and subassemblies | | 3699-777 | 12/91 | 104.5 | (³) | (³) | (³) | (³) |
| Other electronic systems, equipment, and subassemblies, n.e.c. | | 3699-788 | 12/91 | 108.0 | 108.0 | 108.0 | -2.1 | 0 |
| Secondary products and miscellaneous receipts | | | | | | | | |
| Miscellaneous receipts | | 3699-M | 01/86 | 78.6 | 78.6 | 78.6 | 0 | 0 |
| Secondary products | | 3699-S | 12/85 | 144.3 | 144.3 | 144.3 | 0 | 0 |
| Transportation equipment | | | | | | | | |
| | 37 | | 12/84 | 134.1 | 132.8 | 132.4 | .5 | -.3 |
| Motor vehicles and motor vehicle equipment | | | | | | | | |
| | 371 | | 12/84 | 127.9 | 125.7 | 125.1 | .2 | -.5 |
| Motor vehicles and passenger car bodies | | | | | | | | |
| Primary products | 3711 | 3711-P | 06/82 | 137.2 | 134.1 | 133.1 | .3 | -.7 |
| Passenger cars and chassis | | 3711-1 | 06/82 | 129.9 | 126.5 | 126.2 | -.4 | -.2 |
| Passenger cars | | 3711-111 | 06/82 | 129.9 | 126.5 | 126.2 | -.4 | -.2 |
| Trucks, truck tractors and truck chassis | | 3711-2 | 06/82 | 147.7 | 144.8 | 143.0 | 1.2 | -1.2 |
| Trucks, truck tractors and truck chassis: 10,000 lbs. and less | | 3711-201 | 06/82 | 155.8 | 152.0 | 149.6 | 1.1 | -1.6 |
| Trucks, truck tractors, and truck chassis: 19,501 or more | | 3711-203 | 06/87 | 131.1 | 131.2 | 131.6 | 1.7 | .3 |
| 19,501 to 26,000 lbs. | | 3711-20323 | 06/87 | 133.1 | 133.1 | 133.1 | 2.3 | 0 |
| 33,001 or more | | 3711-20326 | 06/87 | 135.1 | 135.2 | 135.6 | 1.6 | .3 |
| Buses and fire department vehicles | | 3711-3 | 06/82 | 157.4 | 157.5 | 157.5 | 1.0 | 0 |
| Fire department vehicles | | 3711-3B | 06/82 | 167.1 | 167.2 | 167.2 | 1.0 | 0 |
| Secondary products and miscellaneous receipts | | 3711-SM | | | | | | |
| Truck and bus bodies | | | | | | | | |
| Primary products | 3713 | 3713-P | 12/82 | 156.8 | 157.2 | 157.1 | .9 | -.1 |
| Truck, bus and other vehicle bodies (sold separately) | | 3713-1 | 12/82 | 157.3 | 157.8 | 157.7 | 1.0 | -.1 |
| Truck bodies | | 3713-1A | 12/82 | 154.5 | 154.8 | 154.7 | .8 | -.1 |
| Vans (unit/body cab) | | 3713-121 | 12/82 | 144.7 | 144.7 | 144.7 | 1.6 | 0 |
| Multistop | | 3713-12111 | 03/83 | 137.6 | (³) | 137.6 | 1.5 | (³) |
| All other vans, including panel and food service | | 3713-12115 | 06/95 | 106.9 | 106.9 | 106.9 | 2.3 | 0 |

See footnotes at end of table.

Table 5. Producer price indexes for the net output of selected industries and their products, not seasonally adjusted—Continued

| Industry and product ¹ | Industry code | Product code | Index base | Index | | | Percent change to Sep. 1999 from — | |
|--|---------------|--------------|------------|-----------------------|------------------------|------------------------|------------------------------------|------------------|
| | | | | May 1999 ² | Aug. 1999 ² | Sep. 1999 ² | Sep. 1999 | Aug. 1999 |
| Truck and bus bodies—Continued | | | | | | | | |
| General cargo vans | | 3713-122 | 12/87 | 131.1 | 131.7 | 131.6 | 1.0 | -0.1 |
| Food service (refrigerated or not) | | 3713-12212 | 06/95 | 108.8 | 109.7 | 109.6 | 3.1 | -1 |
| All other general cargo vans | | 3713-12213 | 12/87 | 129.3 | 129.6 | 129.6 | .3 | 0 |
| Specialized bodies | | 3713-13 | 12/87 | 143.9 | 144.0 | 144.1 | .6 | .1 |
| Utility (line and service, repair type) | | 3713-13602 | 01/83 | 158.4 | 158.7 | 158.7 | 1.2 | 0 |
| Rescue and ambulance | | 3713-138 | 01/91 | 110.2 | 110.2 | (³) | (³) | (³) |
| Refuse and garbage (packer type) | | 3713-139 | 12/82 | 183.4 | 183.3 | 183.5 | 1.9 | .1 |
| Front loading | | 3713-13901 | 12/82 | 180.4 | 180.4 | 180.4 | 2.3 | 0 |
| Rear loading | | 3713-13902 | 12/82 | 191.4 | 191.4 | 191.4 | 1.2 | 0 |
| Side loading | | 3713-13903 | 08/83 | 200.6 | 200.2 | (³) | (³) | (³) |
| All other refuse and garbage truck bodies | | 3713-13904 | 06/93 | 121.9 | 121.9 | (³) | (³) | (³) |
| Dump | | 3713-133 | 12/82 | 151.8 | 152.2 | 152.2 | .3 | 0 |
| Stake/platform/grain | | 3713-134 | 12/82 | 167.0 | 167.0 | 167.0 | 0 | 0 |
| All other bodies for transporting goods | | 3713-135 | 12/82 | 145.3 | 145.3 | 145.3 | 0 | 0 |
| Bus bodies | | 3713-1B | 12/82 | 133.1 | 133.1 | 133.2 | .8 | .1 |
| Other buses | | 3713-162 | 12/87 | 121.2 | 121.2 | 121.6 | .3 | .3 |
| Other vehicle bodies | | 3713-1C | 12/87 | 140.9 | 141.6 | 141.2 | 1.3 | -3 |
| Other bodies, including truck cabs, truck beds, truck kits | | 3713-156 | 12/87 | 140.9 | 141.6 | 141.2 | 1.3 | -3 |
| Complete vehicles produced on purchased chassis | | 3713-2 | 12/82 | 166.3 | 166.9 | 166.9 | 1.3 | 0 |
| Emergency vehicles and hearses | | 3713-2A | 12/82 | 187.0 | 187.8 | 187.6 | 2.1 | -1 |
| Ambulances | | 3713-221 | 12/82 | 169.6 | (³) | 169.6 | .2 | (³) |
| Hearses and undertakers' vehicles | | 3713-222 | 12/82 | 177.4 | 177.4 | 177.4 | .8 | 0 |
| Fire department vehicles | | 3713-223 | 12/82 | (³) | (³) | 193.3 | (³) | (³) |
| Buses | | 3713-2B | 12/82 | 167.3 | (³) | (³) | (³) | (³) |
| Other highway vehicles | | 3713-2C | | | | | | |
| Trucks | | 3713-241 | 12/82 | 140.2 | (³) | (³) | (³) | (³) |
| All other highway vehicles | | 3713-245 | 06/95 | 106.7 | (³) | 107.8 | 1.4 | (³) |
| Secondary products and miscellaneous receipts | | 3713-SM | | | | | | |
| Miscellaneous receipts | | 3713-M | 12/82 | 163.0 | 163.2 | 163.2 | .7 | 0 |
| Resales | | 3713-289 | 01/95 | 139.4 | 139.8 | 139.8 | 1.7 | 0 |
| Secondary products | | 3713-S | 12/82 | 141.8 | 141.9 | 141.9 | .4 | 0 |
| Motor vehicles and passenger car bodies | | 3711-S | 12/82 | 161.9 | 161.9 | 161.9 | .3 | 0 |
| Other secondary products | | 3713-SSS | 12/82 | 137.4 | 137.4 | 137.5 | -3 | .1 |
| Motor vehicle parts and accessories | | 3714-S | 06/95 | 106.4 | 106.4 | 106.4 | 0 | 0 |
| Truck trailers | | 3715-S | 12/82 | 113.7 | 114.4 | 114.3 | 3.1 | -1 |
| Motor vehicle parts and accessories | 3714 | | 12/82 | 112.0 | 112.0 | 111.9 | -5 | -1 |
| Primary products | | 3714-P | 12/82 | 110.9 | 110.8 | 110.7 | -7 | -1 |
| Rebuilt parts | | 3714-A | 12/82 | 138.1 | 139.2 | 139.2 | 2.1 | 0 |
| Clutch disc and pressure plates | | 3714-326 | 12/82 | 136.4 | 136.4 | 136.4 | 4.2 | 0 |
| Other rebuilt parts | | 3714-398 | 12/82 | 135.4 | 136.1 | 136.0 | 1.6 | -1 |
| Gasoline engines and gasoline engine parts, new | | 3714-2 | 12/88 | 96.6 | 96.6 | 96.5 | -1.1 | -1 |
| Gasoline engines, new | | 3714-201 | 04/83 | 106.0 | 106.0 | 106.0 | -7 | 0 |
| Radiators, complete | | 3714-228 | 12/82 | 119.0 | 117.8 | 117.8 | -4.6 | 0 |
| Radiator shells and cores | | 3714-229 | 02/89 | 171.0 | 171.0 | 171.0 | .2 | 0 |
| All other parts and accessories for gasoline automotive engines, new | | 3714-235 | 12/88 | 107.7 | 107.7 | 107.3 | -1.6 | -4 |
| Filters, new | | 3714-4 | 12/82 | 114.7 | 115.4 | 115.4 | .9 | 0 |
| Oil filters, light duty (car and light truck) | | 3714-401 | 12/88 | 111.6 | (³) | (³) | (³) | (³) |
| Fuel filters, light duty (car and light truck) | | 3714-403 | 12/88 | 105.1 | (³) | (³) | (³) | (³) |
| Exhaust system parts, new | | 3714-5 | 12/88 | 119.0 | 118.8 | 118.5 | -4 | -3 |
| Mufflers, including standard, sports or glass packs & resonators | | 3714-501 | 12/82 | 151.5 | 150.7 | 150.7 | -1.2 | 0 |
| Pipes | | 3714-502 | 12/82 | 158.2 | 158.2 | 156.9 | -8 | -8 |
| Drive train components, new, except wheels and brakes | | 3714-6 | 12/88 | 105.7 | 105.7 | 105.7 | -6 | 0 |
| Transmissions and transmission parts, except auxiliary | | 3714-61 | 12/82 | 112.4 | 112.4 | 112.4 | -6 | 0 |
| Car and light truck type transmissions | | 3714-611 | 12/88 | 107.3 | 107.3 | 107.3 | -1.0 | 0 |
| Transmission parts | | 3714-613 | 12/88 | 100.8 | 100.8 | 100.8 | -2 | 0 |
| Parts for automatic transmissions | | 3714-61314 | 12/82 | 100.9 | 100.9 | 100.9 | -2 | 0 |
| Drive shafts | | 3714-632 | 12/88 | 113.2 | 113.3 | 113.2 | -1.0 | -1 |
| Axles and axle parts | | 3714-635 | 12/88 | 104.0 | 104.0 | 104.0 | -3 | 0 |
| Other drivetrain components | | 3714-637 | 12/94 | 98.0 | 98.0 | 98.0 | 0 | 0 |
| Motor vehicle wheels, new | | 3714-7 | 12/88 | 111.0 | 111.3 | (³) | (³) | (³) |
| Car and light truck type wheels | | 3714-71 | 12/82 | 125.4 | 125.9 | (³) | (³) | (³) |
| Aluminum | | 3714-712 | 12/88 | 82.7 | 83.0 | (³) | (³) | (³) |
| Brake parts and assemblies, new | | 3714-8 | 12/88 | 109.1 | 109.1 | 108.6 | -6 | -5 |
| Brake rotor/discs, sold separately | | 3714-806 | 12/88 | 105.5 | 105.3 | 105.3 | 1.4 | 0 |
| Brake drums, sold separately | | 3714-807 | 12/88 | 108.1 | 108.1 | 108.1 | .7 | 0 |
| Metallic or semimetallic brake linings, except asbestos | | 3714-809 | 12/94 | 101.5 | 102.6 | 102.3 | -1.8 | -3 |
| Brake power actuation units (air, hydraulic, vacuum) | | 3714-811 | 12/88 | 108.4 | (³) | 108.2 | -8 | (³) |
| Antiskid systems and other brake parts | | 3714-812 | 12/88 | 109.2 | 109.0 | 108.7 | -1.1 | -3 |
| All other motor vehicle parts and accessories, new | | 3714-9 | 12/88 | 103.8 | 103.5 | 103.6 | -8 | .1 |
| Automotive frames | | 3714-902 | 12/88 | 103.3 | 103.3 | 103.1 | -7 | -2 |
| Heaters, heater cores, and other heater parts | | 3714-904 | 12/88 | 109.4 | 109.4 | 109.4 | 0 | 0 |
| Steering idler arms, drag links, and control arms | | 3714-907 | 12/82 | 125.1 | 125.1 | 125.1 | -7 | 0 |
| All other parts and accessories | | 3714-919 | 12/82 | 106.8 | 106.5 | 106.5 | -9 | 0 |
| Steering wheels, columns, & gearboxes | | 3714-921 | 12/94 | 98.5 | 98.0 | 98.1 | -4 | .1 |
| Secondary products and miscellaneous receipts | | 3714-SM | | | | | | |
| Miscellaneous receipts | | 3714-M | 12/82 | 125.4 | 126.1 | 126.1 | 1.4 | 0 |
| Contract work and other miscellaneous receipts | | 3714-XY9 | 12/88 | 93.5 | 93.5 | 93.5 | .9 | 0 |

See footnotes at end of table.

Table 5. Producer price indexes for the net output of selected industries and their products, not seasonally adjusted
—Continued

| Industry and product ¹ | Industry code | Product code | Index base | Index | | | Percent change to Sep. 1999 from — | |
|--|---------------|--------------|------------|-----------------------|------------------------|------------------------|------------------------------------|------------------|
| | | | | May 1999 ² | Aug. 1999 ² | Sep. 1999 ² | Sep. 1998 | Aug. 1999 |
| Motor vehicle parts and accessories—Continued | | | | | | | | |
| Resales | | 3714-Z89 | 12/82 | 136.0 | 136.8 | 136.8 | 1.4 | 0 |
| Secondary products | | 3714-S | 12/82 | 123.4 | 123.5 | 123.1 | .5 | -3 |
| Internal combustion engines, n.e.c. | | 3519-S | 04/83 | 104.6 | (⁹) | (⁹) | (⁹) | (⁹) |
| Engine electrical equipment | | 3694-S | 12/82 | 115.6 | 115.6 | 113.7 | -9 | -1.6 |
| Other secondary products | | 3714-SSS | 12/82 | 126.0 | 126.2 | 126.2 | .6 | 0 |
| Truck trailers | | | | | | | | |
| Truck trailers | 3715 | | 12/79 | 153.3 | 153.4 | 154.5 | 1.4 | .7 |
| Primary products | | 3715-P | 12/79 | 151.6 | 151.8 | 153.0 | 1.7 | .8 |
| Truck trailers and chassis (10,000 lbs. per axle and over) | | 3715-1 | 12/79 | 150.5 | 150.8 | 152.0 | 1.7 | .8 |
| Vans | | 3715-1A | 12/79 | 158.7 | 158.7 | 160.6 | 2.5 | 1.2 |
| Closed top vans | | 3715-11 | 12/80 | 154.4 | 154.4 | 156.2 | 2.5 | 1.2 |
| All other closed-top dry freight vans, all material types | | 3715-116 | 12/95 | 104.5 | 104.5 | 105.3 | 2.7 | .8 |
| Tank trailers | | 3715-1B | 12/79 | 148.1 | 145.2 | 147.1 | 0 | 1.3 |
| Tanks for flammable liquids (except casing head transport) | | 3715-121 | 07/93 | 108.5 | 108.5 | 108.5 | 0 | 0 |
| All other tank trailers, including non-coated for chemicals and acids | | 3715-124 | 12/86 | 137.1 | 137.1 | 137.1 | .1 | 0 |
| Complete trailer units (10,000 lbs. per axle and over), except vans and tanks | | 3715-1D | 12/80 | 138.4 | 140.1 | 139.6 | 1.2 | -4 |
| Low-bed heavy haulers | | 3715-141 | 12/79 | 140.9 | 148.3 | 143.0 | 1.5 | -3.6 |
| Low bed heavy haulers, less than 40 ton capacity | | 3715-1411 | 12/80 | 140.3 | 147.6 | 143.9 | 2.6 | -2.5 |
| Bulk commodity and dry materials, including pneumatic and mechanical discharge | | 3715-142 | 12/79 | 137.8 | 137.8 | 137.8 | 0 | 0 |
| Dump trailers and chassis, highway type | | 3715-143 | 12/79 | 152.5 | 152.5 | 152.5 | 2.1 | 0 |
| Platform trailers | | 3715-146 | 12/79 | 139.0 | 139.7 | 141.5 | 1.0 | 1.3 |
| Other trailer units, except detachable | | 3715-149 | 12/79 | 135.3 | 135.3 | 135.3 | .3 | 0 |
| Truck trailers and chassis, under 10,000 lbs. per axle | | 3715-2 | 11/84 | 141.8 | 141.8 | 143.2 | 1.5 | 1.0 |
| Other truck trailers, under 10,000 lbs. per axle | | 3715-22 | 11/84 | 141.8 | 141.8 | 143.2 | 1.5 | 1.0 |
| Secondary products and miscellaneous receipts | | 3715-SM | | | | | | |
| Secondary products | | 3715-S | 12/79 | 161.2 | 161.2 | 161.2 | 0 | 0 |
| Motor homes built on purchased chassis | | | | | | | | |
| Motor homes built on purchased chassis | 3716 | | 06/84 | 147.5 | 148.2 | 147.7 | .8 | -3 |
| Primary products | | 3716-P | 06/84 | 148.6 | 149.3 | 148.8 | .7 | -3 |
| Conventional (type A) | | 3716-101 | 06/84 | 148.9 | 151.5 | 150.5 | .7 | -7 |
| Other motor homes | | 3716-102 | 12/97 | 103.3 | 103.1 | 103.1 | .8 | 0 |
| Secondary products and miscellaneous receipts | | 3716-SM | | | | | | |
| Secondary products | | 3716-S | 12/97 | 101.3 | 101.7 | 101.7 | 1.4 | 0 |
| Aircraft and parts | | | | | | | | |
| Aircraft and parts | 372 | | 06/85 | 144.5 | 144.7 | 144.8 | 1.0 | .1 |
| Aircraft | | | | | | | | |
| Aircraft | 3721 | | 12/85 | 144.0 | 144.2 | 144.3 | 1.2 | .1 |
| Primary products | | 3721-P | 12/85 | 142.6 | 142.5 | 142.7 | .9 | .1 |
| Complete civilian aircraft. | | 3721-5 | 12/85 | 151.3 | 151.1 | 151.2 | .9 | .1 |
| Fixed wing powered (single and multiengine) | | 3721-51 | 12/85 | 151.5 | 151.3 | 151.5 | .9 | .1 |
| 4,405 lbs. (2,000 kg.) unladen weight or less | | 3721-512 | 12/92 | 129.2 | (⁹) | (⁹) | (⁹) | (⁹) |
| Unladen weight exceeding 4,405 lbs (2,000 kg.) | | 3721-513 | 12/92 | 117.1 | 116.9 | 117.1 | .9 | .2 |
| Rotary wing (helicopters, autogiros) | | 3721-53 | 12/85 | 139.5 | 139.5 | 139.5 | 1.3 | 0 |
| 4,405 lbs. (2,000 kg.) unladen weight or less | | 3721-532 | 12/92 | 108.3 | 108.3 | 108.3 | 2.0 | 0 |
| Modifications, conversions, and overhaul of previously accepted aircraft. | | 3721-7 | | | | | | |
| For civilian customers | | 3721-721 | 12/85 | 128.0 | 127.8 | 127.8 | 5.9 | 0 |
| Secondary products and miscellaneous receipts | | 3721-SM | | | | | | |
| Secondary products | | 3721-S | 12/85 | 127.2 | 131.2 | 131.0 | 4.7 | -2 |
| Aircraft equipment, not elsewhere classified | | 3728-S | 12/85 | 124.4 | 128.3 | 128.2 | 4.7 | -1 |
| Aircraft engines and engine parts | | | | | | | | |
| Aircraft engines and engine parts | 3724 | | 12/85 | 135.9 | 135.7 | 135.7 | .4 | 0 |
| Primary products | | 3724-P | 12/85 | 136.3 | 136.3 | 136.2 | .5 | -1 |
| Aircraft engines for military aircraft. | | 3724-1 | 12/85 | (⁹) | (⁹) | (⁹) | (⁹) | (⁹) |
| Aircraft engines for civilian aircraft. | | 3724-112 | 12/91 | (⁹) | (⁹) | (⁹) | (⁹) | (⁹) |
| Reciprocating, turbojet, and turbofan aircraft engines | | 3724-2 | 12/85 | 140.2 | 140.7 | 140.3 | -4 | -3 |
| Aeronautical services on aircraft engines | | 3724-211 | 12/91 | 111.4 | 111.7 | 111.4 | -4 | -3 |
| Aircraft engine parts and accessories | | 3724-3 | 12/85 | (⁹) | (⁹) | (⁹) | (⁹) | (⁹) |
| Aircraft engines parts/accessories for military aircraft engines | | 3724-4 | 12/85 | 146.5 | 146.3 | 146.3 | 1.9 | 0 |
| For reciprocation or rotary internal combustion engines | | 3724-411 | 12/91 | 103.3 | 103.1 | 101.7 | -3.1 | -1.4 |
| For all other aircraft engines | | 3724-412 | 12/91 | (⁹) | 97.4 | 94.7 | (⁹) | -2.8 |
| Aircraft engines parts/accessories for civilian aircraft engines | | 3724-42 | 12/91 | 107.1 | 106.7 | 106.7 | -4 | 0 |
| For reciprocating or rotary internal combustion engines | | 3724-421 | 12/91 | 129.2 | 129.0 | 130.0 | 4.7 | .8 |
| For all other aircraft engines | | 3724-422 | 12/91 | 120.8 | 120.8 | 123.0 | 4.0 | 1.8 |
| Secondary products and miscellaneous receipts | | 3724-SM | | | | | | |
| Secondary products | | 3724-S | 12/85 | 141.8 | 139.1 | 140.2 | -3 | .8 |
| Other secondary products | | 3724-SSS | 12/85 | 139.0 | 139.0 | 140.6 | 2.2 | 1.2 |
| Aircraft parts and auxiliary equipment, n.e.c. | | | | | | | | |
| Aircraft parts and auxiliary equipment, n.e.c. | 3728 | | 06/85 | 141.7 | 142.3 | 142.7 | .6 | .3 |
| Primary products | | 3728-P | 06/85 | 141.4 | 141.4 | 141.9 | -1 | .4 |
| Aircraft parts and equipment, except propellers, rotors, and parts | | 3728-2 | 06/85 | 139.0 | 139.1 | 139.5 | -2 | .3 |
| Aircraft hydraulic subassemblies | | 3728-22 | 06/85 | 109.4 | 109.4 | 109.5 | -8 | .1 |
| For civilian aircraft. | | 3728-222 | 06/85 | 108.5 | 108.5 | 108.6 | -10.8 | .1 |

See footnotes at end of table.

Table 5. Producer price indexes for the net output of selected industries and their products, not seasonally adjusted
—Continued

| Industry and product ¹ | Industry code | Product code | Index base | Index | | | Percent change to Sep. 1999 from — | |
|--|---------------|--------------|------------|-----------------------|------------------------|------------------------|------------------------------------|------------------|
| | | | | May 1999 ² | Aug. 1999 ² | Sep. 1999 ² | Sep. 1998 | Aug. 1999 |
| Aircraft parts and auxiliary equipment, n.e.c.—Continued | | | | | | | | |
| Other aircraft subassemblies and parts, except aircraft propellers and helicopter rotors | | 3728-25 | 06/85 | 143.5 | 143.6 | 144.2 | 0.3 | 0.4 |
| For military aircraft | | 3728-251 | 06/85 | 147.2 | 147.1 | 147.8 | 1.2 | .5 |
| For civilian aircraft | | 3728-252 | 06/85 | 140.2 | 140.3 | 140.8 | 0 | .4 |
| Aircraft propellers and helicopter rotors | | 3728-6 | 12/91 | 124.8 | 123.5 | 123.5 | 1.5 | 0 |
| Helicopter rotors and parts | | 3728-614 | 12/94 | 106.7 | 106.9 | 106.9 | -.3 | 0 |
| Secondary products and miscellaneous receipts | | 3728-SM | | | | | | |
| Secondary products | | 3728-S | 06/85 | 154.1 | 158.0 | 158.0 | 4.0 | 0 |
| Aircraft engines and engine parts | | 3724-S | 06/85 | 120.6 | 120.6 | 120.6 | 4.5 | 0 |
| Ship and boat building and repairing | 373 | | 12/84 | 145.2 | 145.4 | 145.6 | .8 | .1 |
| Ship building and repairing | 3731 | | 12/85 | 135.0 | 135.2 | 135.2 | .2 | 0 |
| Primary products | | 3731-P | 12/85 | 136.0 | 136.2 | 136.2 | .2 | 0 |
| Nonpropelled ships, new, U.S. military and nonmilitary | | 3731-1 | 12/85 | 123.5 | 123.5 | 123.5 | 0 | 0 |
| Tank barges | | 3731-112 | 06/96 | 117.2 | 117.2 | 117.2 | 0 | 0 |
| Self-propelled ships, new, U.S. military | | 3731-2 | | | | | | |
| Self-propelled ships, new, U.S. military | | 3731-211 | 12/85 | 134.8 | (⁹) | (⁹) | (⁹) | (⁹) |
| Self-propelled ships, new, nonmilitary | | 3731-3 | 12/85 | 158.9 | 158.9 | 158.9 | .1 | 0 |
| Tugboats and towboats | | 3731-334 | 06/96 | 107.8 | 107.8 | 107.8 | 0 | 0 |
| Other self-propelled nonmilitary ships | | 3731-339 | 12/88 | 135.3 | (⁹) | (⁹) | (⁹) | (⁹) |
| Ship repair, conversion, reconversion, U.S. military | | 3731-4 | 12/85 | 136.0 | 136.7 | 136.7 | 1.0 | 0 |
| Conversions and reconversions | | 3731-411 | 06/96 | (⁹) | (⁹) | (⁹) | (⁹) | (⁹) |
| All other repairs | | 3731-413 | 06/96 | 102.8 | 103.5 | 103.5 | 1.2 | 0 |
| Ship repair, conversion, reconversion, nonmilitary | | 3731-6 | 12/85 | 128.7 | 128.8 | 128.8 | .4 | 0 |
| All other repairs | | 3731-621 | 06/96 | 106.2 | 106.3 | 106.3 | .4 | 0 |
| Secondary products and miscellaneous receipts | | 3731-SM | | | | | | |
| Boat building and repairing | 3732 | | 12/81 | 172.0 | 172.6 | 173.2 | 2.2 | .3 |
| Primary products | | 3732-P | 12/81 | 171.3 | 171.6 | 172.4 | 2.2 | .5 |
| Outboard motorboats | | 3732-2 | 12/81 | 175.3 | 173.2 | 177.0 | 1.8 | 2.2 |
| Wood and metal | | 3732-24 | 12/88 | 144.3 | 139.5 | 145.5 | 2.0 | 4.3 |
| Other outboard motorboats including bass, houseboats, center consoles, etc | | 3732-246 | 06/96 | 107.5 | 106.7 | 105.2 | -.6 | -1.4 |
| Plastics (reinforced), fiberglass | | 3732-25 | 12/88 | 128.4 | 128.7 | 129.9 | 1.6 | .9 |
| Runabouts | | 3732-251 | 12/88 | 129.8 | (⁹) | 130.9 | 1.5 | (⁹) |
| Cabin cruisers | | 3732-253 | 12/88 | 124.7 | (⁹) | (⁹) | (⁹) | (⁹) |
| Other outboard motorboats | | 3732-256 | 06/96 | 106.5 | 106.6 | 108.5 | 2.2 | 1.8 |
| Inboard motorboats | | 3732-3 | 12/81 | 176.3 | 176.3 | 175.9 | 2.9 | -.2 |
| Runabouts | | 3732-321 | 12/81 | 172.2 | 169.9 | 170.2 | 2.0 | .2 |
| Less than 26 ft. LOA | | 3732-32101 | 12/88 | 134.5 | 132.7 | 133.0 | 2.1 | .2 |
| Cabin cruisers | | 3732-322 | 12/81 | 179.8 | 180.9 | 179.8 | 3.0 | -.6 |
| 40 ft. to less than 65 ft. LOA | | 3732-32203 | 12/88 | 146.2 | 147.0 | 146.4 | 3.5 | -4 |
| Other inboard motorboats | | 3732-324 | 06/96 | 107.3 | 107.3 | 112.4 | 6.9 | 4.8 |
| Inboard-outdrive motorboats | | 3732-4 | 12/81 | 159.1 | 161.8 | 160.6 | 2.4 | -.7 |
| Runabouts | | 3732-431 | 06/96 | 110.0 | 111.3 | 111.5 | 3.3 | .2 |
| Cabin cruisers | | 3732-441 | 06/96 | 106.1 | 109.3 | 107.1 | 2.3 | -2.0 |
| Other inboard-outdrive motorboats | | 3732-451 | 06/96 | 109.8 | (⁹) | 109.9 | 1.2 | (⁹) |
| All other boats | | 3732-7 | 12/81 | 169.1 | 168.9 | 169.7 | 1.4 | .5 |
| Sailboats, with or without auxiliary power | | 3732-71 | 12/81 | 172.9 | 172.4 | 173.4 | 1.5 | .6 |
| 13.13 ft. to 21.33 ft. LOA | | 3732-71102 | 06/96 | 104.0 | 104.2 | 104.2 | .5 | 0 |
| 29.53 ft. to 39.03 ft. LOA | | 3732-71104 | 06/96 | 116.0 | 115.5 | (⁹) | (⁹) | (⁹) |
| Other boats | | 3732-72 | 12/81 | 157.9 | 158.9 | 159.1 | .9 | .1 |
| Canoes | | 3732-721 | 12/88 | 144.6 | 146.0 | 146.3 | 1.2 | .2 |
| All other boats, n.e.c. | | 3732-723 | 12/88 | 128.1 | 128.1 | 128.1 | .3 | 0 |
| Boat repair, military and non-military | | 3732-8 | 12/81 | 186.5 | 187.3 | 187.9 | 2.1 | .3 |
| Repair of non-military boats | | 3732-821 | 12/81 | 186.5 | 187.3 | 187.9 | 2.1 | .3 |
| Secondary products and miscellaneous receipts | | 3732-SM | | | | | | |
| Miscellaneous receipts | | 3732-M | 12/88 | 149.2 | 154.2 | 152.2 | 2.4 | -1.3 |
| Contract work and miscellaneous receipts | | 3732-XY9 | 06/96 | 113.7 | 113.7 | 113.7 | 1.3 | 0 |
| Resales | | 3732-Z89 | 12/88 | 149.3 | 156.3 | 153.5 | 2.8 | -1.8 |
| Secondary products | | 3732-S | 12/81 | 180.5 | 180.5 | 180.5 | 3.1 | 0 |
| Railroad equipment | 374 | | 06/84 | 127.5 | 128.9 | 128.6 | .5 | -.2 |
| Railroad equipment | 3743 | | 06/84 | 127.4 | 128.8 | 128.5 | .5 | -.2 |
| Primary products | | 3743-P | 06/84 | 129.6 | 131.1 | 130.7 | .2 | -.3 |
| Locomotives and locomotive parts | | 3743-1 | 06/84 | 128.4 | 129.4 | 128.3 | .2 | -.9 |
| Air brake equipment and all other locomotive parts, excl. wheels and axles | | 3743-173 | 06/84 | 119.8 | 120.9 | 120.5 | 1.0 | -.3 |
| Passenger and freight train cars, new (excl. parts) | | 3743-2 | 06/84 | 128.8 | 131.0 | 131.2 | -.2 | .2 |
| Freight train cars, new | | 3743-2A | 06/84 | 128.1 | 130.3 | 130.4 | -.4 | .1 |
| Street, subway, trolley, and rapid transit cars, all rebuilt cars, and all parts | | 3743-3 | 06/84 | 131.1 | 131.9 | 131.9 | 1.2 | 0 |
| Parts and accessories for railroad and street cars | | 3743-37 | 06/84 | 125.3 | 126.3 | 126.2 | 1.3 | -.1 |
| Air brake equipment | | 3743-371 | 06/84 | 116.1 | 119.7 | 119.7 | 3.6 | 0 |
| Hooks and other coupling devices, buffers, and parts thereof | | 3743-374 | 06/96 | 95.3 | 95.3 | 95.3 | -1.4 | 0 |
| Secondary products and miscellaneous receipts | | 3743-SM | | | | | | |

See footnotes at end of table.

Table 5. Producer price indexes for the net output of selected industries and their products, not seasonally adjusted
—Continued

| Industry and product ¹ | Industry code | Product code | Index base | Index | | | Percent change to Sep. 1999 from — | |
|--|---------------|--------------|------------|-----------------------|------------------------|------------------------|------------------------------------|------------------|
| | | | | May 1999 ² | Aug. 1999 ² | Sep. 1999 ² | Sep. 1998 | Aug. 1999 |
| Motorcycles, bicycles, and parts | 375 | | 12/84 | 124.7 | 125.1 | 127.0 | 1.8 | 1.5 |
| Motorcycles, bicycles, and parts | 3751 | | 12/84 | 124.7 | 125.1 | 127.0 | 1.9 | 1.5 |
| Primary products | | 3751-P | 12/84 | 128.8 | 129.2 | 130.7 | 1.6 | 1.2 |
| Bicycles, adult tricycles, unicycles & parts (excl. childrn 2-whl sdwkl cycls w/semi-pneu trs) | | 3751-1 | 12/84 | 109.9 | 109.9 | 111.9 | 1.9 | 1.8 |
| Bicycles, complete | | 3751-121 | 12/98 | 100.5 | 100.5 | 102.5 | (⁹) | 2.0 |
| Parts for bicycles, including frame sets and motorbike parts interchangeable with bicycle part | | 3751-171 | 12/84 | 117.0 | 117.0 | 117.1 | -2.7 | .1 |
| Motorcycles, motorbikes, mopeds, motorscooters, trail vehicles and parts | | 3751-2 | 12/84 | 147.4 | 148.4 | 149.1 | 1.2 | .5 |
| Motorcycles(excl. sidecars), mopeds, motorscooters, and trail vehicles | | 3751-213 | 12/84 | 151.9 | 153.0 | 153.8 | (⁹) | .5 |
| Parts, including sidecars, but excluding motorbike parts interchangeable with bicycle parts | | 3751-253 | 12/84 | 135.6 | 136.1 | 136.9 | .9 | .6 |
| Secondary products and miscellaneous receipts | | 3751-SM | | | | | | |
| Miscellaneous receipts | | 3751-M | 12/84 | 124.2 | 124.2 | 131.5 | 5.9 | 5.9 |
| Resales | | 3751-Z89 | 12/84 | 126.9 | 126.9 | 134.3 | 5.8 | 5.8 |
| Secondary products | | 3751-S | 12/84 | 107.4 | 107.4 | 107.4 | 0 | 0 |
| Miscellaneous transportation equipment | 379 | | 12/84 | 124.7 | 125.3 | 125.3 | .6 | 0 |
| Travel trailers and campers | 3792 | | 06/84 | 131.6 | 132.5 | 132.7 | 1.5 | .2 |
| Primary products | | 3792-P | 06/84 | 132.3 | 132.9 | 133.1 | 1.1 | .2 |
| Travel trailers (with rigid structures) | | 3792-1 | 06/84 | 131.7 | 132.3 | 132.5 | 1.1 | .2 |
| Conventional travel trailers | | 3792-11 | 06/90 | 108.9 | 109.8 | 109.8 | .9 | 0 |
| Less than 25 feet in length | | 3792-116 | 12/97 | 100.0 | 101.0 | 100.6 | .8 | -4 |
| 25 feet or more in length, including park models | | 3792-117 | 12/97 | 99.8 | 100.5 | 100.7 | .9 | .2 |
| Fifth wheel travel trailers | | 3792-12 | 06/90 | 117.6 | 117.6 | 118.1 | 1.3 | .4 |
| Less than 30 feet in length | | 3792-125 | 06/90 | 111.1 | 111.7 | 111.6 | 1.0 | -1 |
| 30 feet or more in length | | 3792-128 | 06/90 | 124.3 | 123.8 | 124.9 | 1.5 | .9 |
| Camping trailers, campers, pickup covers and parts | | 3792-2 | 06/84 | 133.9 | 134.5 | 134.5 | 1.1 | 0 |
| Camping trailers, campers, and pick-up covers | | 3792-241 | 12/97 | 102.5 | 102.9 | 103.0 | 1.6 | .1 |
| Parts and components, excluding appliances and furnishings | | 3792-259 | 06/84 | 109.2 | 109.8 | 109.8 | .2 | 0 |
| Secondary products and miscellaneous receipts | | 3792-SM | | | | | | |
| Miscellaneous receipts | | 3792-M | 04/85 | 132.7 | 137.8 | 137.8 | 7.1 | 0 |
| Contract work and other miscellaneous receipts | | 3792-XY9 | 12/97 | 103.9 | (⁹) | 103.9 | 3.9 | (⁹) |
| Resales | | 3792-Z89 | 04/85 | 133.8 | 140.0 | 140.0 | 7.7 | 0 |
| Other secondary products | | 3792-SSS | 11/88 | 110.7 | 111.2 | 111.2 | .5 | 0 |
| Transportation equipment, not elsewhere classified | 3799 | | 06/85 | 131.7 | 132.6 | 132.4 | .3 | -2 |
| Primary products | | 3799-P | 06/85 | 131.9 | 132.9 | 132.7 | .3 | -2 |
| Self-propelled golf carts and industrial in-plant personnel carriers and parts | | 3799-3 | 06/85 | 131.3 | (⁹) | 132.9 | -2 | (⁹) |
| Self-propelled golf carts (electric and gas powered) and in-plant personnel carriers | | 3799-382 | 06/85 | 134.0 | (⁹) | 135.8 | -4 | (⁹) |
| Automobile and light truck trailers | | 3799-6 | 12/92 | 115.6 | 116.5 | 117.5 | 2.8 | .9 |
| Horse trailers, excluding those pulled by truck tractors | | 3799-601 | 12/92 | 116.5 | 118.7 | 118.7 | 2.3 | 0 |
| Boat trailers | | 3799-602 | 06/85 | 136.9 | 137.5 | 140.1 | 2.2 | 1.9 |
| Other, incl. general utility, commercial display, etc. for transport of goods | | 3799-608 | 12/92 | 110.3 | 110.9 | 110.9 | 1.3 | 0 |
| Transportation equipment, n.e.c., including all-terrain vehicles | | 3799-9 | 06/85 | 125.9 | 126.5 | 125.9 | -7 | -5 |
| All-terrain vehicles, electric or gas driven (off-road, flotation wheels or full tracks) | | 3799-903 | 06/85 | 154.1 | 154.1 | 154.1 | (⁹) | 0 |
| Trailer hitches (for travel trailers, automobile trailers, and light duty truck trailers) | | 3799-905 | 12/92 | 112.2 | 112.2 | 112.2 | 1.5 | 0 |
| Other miscellaneous transportation equipment including wheelbarrows | | 3799-929 | 12/92 | 108.8 | 108.8 | 108.8 | 1.3 | 0 |
| Parts for automobile and light truck trailers, snowmobiles, and other transportation equipment | | 3799-939 | 12/92 | 107.4 | 107.5 | 107.5 | 0 | 0 |
| Secondary products and miscellaneous receipts | | 3799-SM | | | | | | |
| Miscellaneous receipts | | 3799-M | 06/85 | 137.7 | 138.3 | 138.3 | .7 | 0 |
| Resales | | 3799-Z89 | 06/85 | 149.8 | 150.7 | 150.7 | .9 | 0 |
| Secondary products | | 3799-S | 06/85 | 125.6 | 125.8 | 125.8 | .6 | 0 |
| Other secondary products | | 3799-SSS | 12/92 | 108.7 | 108.9 | 108.9 | .3 | 0 |
| Measuring and controlling instruments; photographic, medical, optical goods; watches, clocks | 38 | | 12/84 | 125.9 | 125.5 | 125.4 | -4 | -1 |
| Engineering and scientific instruments | 381 | | 12/85 | 132.3 | 132.3 | 131.9 | -1 | -3 |
| Search, detection, navigation, and guidance systems and aeronautical and nautical nav syst | 3812 | | 12/91 | 108.9 | 108.9 | 108.6 | 0 | -3 |
| Primary products | | 3812-P | 12/91 | 106.9 | 106.9 | 106.6 | -6 | -3 |
| Aeronautical, nautical, and navigational instruments | | 3812-1 | 12/85 | 162.1 | 161.7 | 165.5 | 4.0 | 2.4 |
| Search, detection, navigation and guidance systems and equipment | | 3812-2 | 12/91 | 105.1 | 105.1 | 104.5 | -1.0 | -6 |
| Electrnc. warfare, missile & spc. vhcl., spec. electrnc. intel. sys. & eqpmnt | | 3812-216 | 06/99 | (⁹) | (⁹) | 100.0 | (⁹) | (⁹) |
| Search, detection, acquisition & tracking radar & sonar sys. & eqpmnt | | 3812-217 | 06/99 | (⁹) | 100.0 | 100.0 | (⁹) | 0 |
| Navigation, recon, and surveillance sys. & eqpmnt | | 3812-219 | 06/99 | (⁹) | 100.0 | 96.0 | (⁹) | -2.0 |
| Secondary products and miscellaneous receipts | | 3812-SM | | | | | | |
| Secondary products | | 3812-S | 12/91 | 122.2 | 121.8 | 121.8 | 1.9 | 0 |

See footnotes at end of table.

**Table 5. Producer price indexes for the net output of selected industries and their products, not seasonally adjusted
—Continued**

| Industry and product ¹ | Industry code | Product code | Index base | Index | | | Percent change to Sep. 1999 from — | |
|---|---------------|--------------|------------|-----------------------|------------------------|------------------------|------------------------------------|------------------|
| | | | | May 1999 ² | Aug. 1999 ² | Sep. 1999 ² | Sep. 1998 | Aug. 1999 |
| Measuring and controlling instruments | 382 | | 12/84 | 134.7 | 134.5 | 134.6 | 0 | 0.1 |
| Laboratory apparatus and furniture | 3821 | | 12/91 | 124.9 | 125.1 | 125.0 | 1.5 | -.1 |
| Primary products | | 3821-P | 12/91 | 124.6 | 124.7 | 124.6 | 1.8 | -.1 |
| Laboratory apparatus | | 3821-1 | 12/85 | 149.9 | 150.1 | 150.1 | 2.2 | 0 |
| Laboratory furniture | | 3821-2 | 12/85 | 146.4 | 146.2 | 145.5 | -.3 | -.5 |
| Secondary products and miscellaneous receipts | | 3821-SM | | | | | | |
| Miscellaneous receipts | | 3821-M | 12/91 | 145.1 | 146.2 | 146.2 | 2.1 | 0 |
| Resales | | 3821-Z89 | 12/91 | 144.7 | 146.0 | 146.0 | 2.2 | 0 |
| Automatic building, refrigeration and appliance controls | 3822 | | 12/79 | 188.2 | 187.8 | 187.9 | .1 | .1 |
| Primary products | | 3822-P | 12/79 | 187.7 | 187.3 | 187.3 | .1 | 0 |
| Building comfort (HVAC) and commercial refrigeration controls | | 3822-1 | 12/79 | 207.3 | 206.6 | 206.8 | .5 | .1 |
| Temperature responsive building controls | | 3822-121 | 12/79 | 211.4 | 209.0 | 209.5 | 3.3 | .2 |
| Pneumatic | | 3822-12103 | 12/79 | 235.4 | 235.4 | (³) | (³) | (³) |
| Electric | | 3822-12104 | 06/94 | 112.1 | 110.5 | 110.8 | 4.0 | .3 |
| Pressure responsive | | 3822-125 | 12/93 | 101.6 | 101.6 | 101.6 | -1.6 | 0 |
| Digital controls, excluding upgrades and additions to existing systems | | 3822-185 | 06/94 | 111.0 | 111.0 | 111.0 | 1.1 | 0 |
| All other HVAC and refrigeration controls | | 3822-198 | 06/94 | 99.2 | 99.2 | 99.2 | -2.0 | 0 |
| Appliance temperature and related controls, automatic | | 3822-2 | 12/79 | 140.6 | 140.6 | 140.5 | -.6 | -.1 |
| Temperature responsive appliance controls | | 3822-211 | 12/79 | 146.5 | 146.5 | 146.4 | -.8 | -.1 |
| Other appliance regulating controls | | 3822-215 | 12/79 | 121.2 | 121.2 | 121.2 | 0 | 0 |
| Secondary products and miscellaneous receipts | | 3822-SM | | | | | | |
| Secondary products | | 3822-S | 12/79 | 185.5 | 185.2 | 185.6 | .2 | .2 |
| Industrial process control instruments | 3823 | | 06/83 | 152.1 | 150.2 | 150.4 | .1 | .1 |
| Primary products | | 3823-P | 06/83 | 157.0 | 155.9 | 156.1 | .6 | .1 |
| General purpose/receiver-type instruments and related equipment | | 3823-1 | 06/83 | 147.7 | 148.5 | 148.5 | .8 | 0 |
| Unified architecture type instruments for electronic systems | | 3823-103 | 06/83 | 138.6 | (³) | (³) | (³) | (³) |
| Other | | 3823-10336 | 06/83 | 138.2 | (³) | (³) | (³) | (³) |
| Non-unified architecture type instruments for electronic systems | | 3823-104 | 06/88 | 126.9 | 126.9 | 126.9 | .2 | 0 |
| Industrial multifunction process computers | | 3823-105 | 06/83 | 180.8 | 184.9 | 185.9 | 3.3 | .5 |
| Temperature instruments, excluding receiver type | | 3823-2 | 06/83 | 165.0 | 165.0 | 167.8 | 4.2 | 1.7 |
| Electrical and electronic measuring types | | 3823-201 | 06/83 | 161.7 | 161.7 | 161.7 | 3.3 | 0 |
| Controllers | | 3823-20145 | 06/83 | 169.7 | 169.7 | 169.7 | 4.3 | 0 |
| Other temperature instruments | | 3823-20146 | 06/83 | 155.2 | 155.2 | 155.2 | 2.3 | 0 |
| Primary temperature sensors | | 3823-3 | 06/83 | 134.0 | 134.0 | 134.0 | -.1 | 0 |
| Thermocouples and thermocouple lead wire | | 3823-358 | 06/83 | 142.8 | 142.8 | 142.8 | .2 | 0 |
| Pressure measuring instruments, including draft type, other than receiver type | | 3823-4 | 06/83 | 166.1 | 166.1 | 166.1 | .6 | 0 |
| Controllers | | 3823-461 | 06/83 | 167.3 | 167.3 | 167.3 | .9 | 0 |
| Other | | 3823-462 | 06/83 | 164.4 | 164.4 | 164.4 | .5 | 0 |
| Flow and liquid level instruments | | 3823-5 | 06/83 | 149.2 | 141.3 | 141.4 | -2.5 | .1 |
| Differential pressure types | | 3823-501 | 06/83 | 144.1 | 125.2 | 125.5 | -8.3 | .2 |
| Other | | 3823-50167 | 06/83 | 128.0 | 108.7 | 109.1 | -9.5 | .4 |
| Electromagnetic, capacitance, and other electric/electronic types | | 3823-502 | 06/83 | 140.3 | 140.3 | 140.3 | 0 | 0 |
| Variable area instruments and associated elements | | 3823-503 | 06/83 | 150.1 | 150.1 | 150.1 | 1.6 | 0 |
| Float and displacement instruments and associated elements | | 3823-504 | 06/83 | 160.1 | 160.9 | 160.9 | 1.3 | 0 |
| Turbine, mass-flow, and other types and associated elements | | 3823-505 | 06/83 | 162.8 | 162.8 | 162.8 | 2.6 | 0 |
| Continuous process instruments for on-stream gas and liquid analysis | | 3823-7 | 06/83 | 136.6 | 136.6 | 136.6 | .7 | 0 |
| Other gas analyzers | | 3823-778 | 06/83 | 112.9 | 112.9 | (³) | (³) | 0 |
| Other liquid analyzers | | 3823-781 | 06/83 | 110.1 | 110.1 | 110.1 | 0 | 0 |
| Instruments for process variables n.e.c. | | 3823-8 | 03/91 | 117.6 | 117.7 | 120.1 | 2.2 | 2.0 |
| Electrical and electronic measuring types | | 3823-801 | 03/91 | 124.9 | 125.0 | 130.2 | 4.4 | 4.2 |
| Other industrial process instruments and parts for all industrial process instruments | | 3823-9 | 06/83 | 165.9 | 165.9 | 165.9 | 1.7 | 0 |
| Other industrial process instruments | | 3823-994 | 12/95 | 107.0 | 107.0 | 107.0 | 1.9 | 0 |
| Parts, supplies, accessories, and other equipment n.e.c. | | 3823-999 | 06/83 | 188.9 | 188.9 | 188.9 | .7 | 0 |
| Secondary products and miscellaneous receipts | | 3823-SM | | | | | | |
| Miscellaneous receipts | | 3823-M | 06/83 | 140.5 | 132.5 | 132.5 | -4.3 | .0 |
| Contract work and other miscellaneous receipts | | 3823-XY9 | 06/88 | 124.2 | 115.0 | 115.0 | -5.7 | 0 |
| Resales | | 3823-Z89 | 06/83 | 175.4 | 175.4 | 175.4 | 0 | 0 |
| Secondary products | | 3823-S | 06/83 | 125.3 | 125.2 | 125.3 | 1.1 | .1 |
| Fluid meters and counting devices | 3824 | | 12/85 | 117.8 | 118.0 | 118.1 | -.2 | .1 |
| Primary products | | 3824-P | 12/85 | 118.2 | 118.4 | 118.5 | .3 | .1 |
| Integrating and totalizing meters for gas and liquids | | 3824-2 | 12/85 | 135.8 | 135.4 | 136.5 | .3 | .8 |
| Gas meters | | 3824-21 | 12/85 | 150.3 | 152.3 | 152.2 | .7 | -.1 |
| Liquid meters | | 3824-23 | 12/85 | 129.9 | 128.5 | 130.0 | 0 | 1.2 |
| Counting devices | | 3824-3 | 12/85 | 134.5 | 135.3 | 135.1 | 2.9 | -.1 |
| Motor vehicle instruments | | 3824-4 | 12/85 | 81.2 | (³) | (³) | (³) | (³) |
| Secondary products and miscellaneous receipts | | 3824-SM | | | | | | |
| Miscellaneous receipts | | 3824-M | 02/89 | 118.1 | (³) | (³) | (³) | (³) |
| Resales | | 3824-Z89 | 02/89 | 118.1 | (³) | (³) | (³) | (³) |
| Secondary products | | 3824-S | 12/85 | 121.1 | 121.1 | 121.1 | -6.1 | 0 |
| Electrical measuring and integrating instruments | 3825 | | 12/83 | 134.8 | 135.7 | 135.9 | .4 | .1 |
| Primary products | | 3825-P | 12/83 | 134.1 | 135.2 | 135.5 | -.2 | .2 |

See footnotes at end of table.

Table 5. Producer price indexes for the net output of selected industries and their products, not seasonally adjusted
—Continued

| Industry and product ¹ | Industry code | Product code | Index base | Index | | | Percent change to Sep. 1999 from — | |
|---|---------------|--------------|------------|-----------------------|------------------------|------------------------|------------------------------------|------------------|
| | | | | May 1999 ² | Aug. 1999 ² | Sep. 1999 ² | Sep. 1998 | Aug. 1999 |
| Electrical measuring and integrating instruments—Continued | | | | | | | | |
| Integrating instruments | | 3825-1 | 12/83 | 100.6 | 100.0 | 100.4 | -2.3 | 0.4 |
| Watt-hour meters, AC single phase (except combined types) | | 3825-112 | 12/83 | 88.2 | 88.5 | 88.5 | .6 | 0 |
| Demand meters, AC and combined demand and watt-hour or watt-hour and time switch meters | | 3825-135 | 08/84 | 75.6 | 74.5 | (³) | (³) | (³) |
| Parts for integrating meters sold separately and integrating-meter test equipment | | 3825-161 | 12/83 | 132.7 | (³) | 132.7 | 3.0 | (³) |
| Test equipment for electrical and electronic components, circuits, equipment and motors | | 3825-2 | 12/83 | 137.3 | 138.6 | 138.9 | -.1 | .2 |
| Voltage, current, resistance, power and energy testing and measuring equipment | | 3825-21 | 12/83 | 162.4 | 162.4 | 162.4 | .2 | 0 |
| Multimeters | | 3825-21A | 12/83 | 150.8 | 150.8 | 150.8 | 0 | 0 |
| Digital and digital/analog electronic multimeters | | 3825-21128 | 12/83 | 147.6 | 147.6 | 147.6 | 0 | 0 |
| Other voltage, current or resistance measuring equipment (except panel meters) | | 3825-21B | 12/83 | 170.8 | (³) | 170.8 | .6 | (³) |
| Digital, electronic (voltmeters, ammeters) | | 3825-21213 | 12/83 | 117.0 | (³) | 117.0 | .7 | (³) |
| Power and energy test and measurement equipment | | 3825-21C | 12/83 | 157.6 | (³) | 157.6 | -.1 | (³) |
| Frequency or time interval measuring or counting equipment | | 3825-22A | 12/83 | 152.6 | 152.6 | (³) | (³) | (³) |
| Waveform measuring and analyzing equipment | | 3825-22B | 12/83 | 161.9 | (³) | (³) | (³) | (³) |
| Oscilloscopes | | 3825-2221 | 08/84 | 151.1 | (³) | (³) | (³) | (³) |
| Signal generating equipment | | 3825-22C | 12/83 | 143.1 | (³) | (³) | (³) | (³) |
| Multiple function test equipment | | 3825-24 | 12/83 | 98.4 | (³) | 98.1 | -2.0 | (³) |
| Component part test sets | | 3825-24A | 12/83 | 106.3 | (³) | (³) | (³) | (³) |
| Automatic semiconductor test equipment | | 3825-24465 | 12/83 | 106.3 | (³) | (³) | (³) | (³) |
| Equipment and subassembly test equipment (including loaded printed circuit board testers) | | 3825-245 | 12/83 | 113.0 | (³) | 113.0 | -1.5 | (³) |
| Other test and analysis equipment and associated devices | | 3825-26 | 12/83 | 143.9 | 145.8 | 146.4 | 1.0 | .4 |
| Microwave test equipment n.e.c. | | 3825-26652 | 12/83 | 123.0 | 123.0 | 123.0 | 1.1 | 0 |
| Associated devices for test and measurement equipment (probes, decade boxes, shunts) | | 3825-26682 | 12/83 | 145.8 | 148.4 | 148.4 | 6.2 | 0 |
| Network analysers & other communication test equipment | | 3825-26692 | 06/89 | 120.6 | (³) | 121.9 | -1.6 | (³) |
| Other test equipment, not elsewhere classified | | 3825-26698 | 12/83 | 152.9 | 159.0 | 160.9 | 5.2 | 1.2 |
| Parts for test equipment | | 3825-26699 | 06/89 | 100.1 | (³) | (³) | (³) | (³) |
| Electrical indicating and recording instruments | | 3825-3 | 12/83 | 142.2 | 142.2 | 142.2 | .1 | 0 |
| Panel meters | | 3825-31 | 12/83 | 144.9 | 144.9 | 144.9 | 0 | 0 |
| Other indicating instruments except panel | | 3825-32 | 12/83 | 106.7 | 106.7 | 106.7 | 1.4 | 0 |
| Other indicating instruments including switchboard and portable, cased or uncased | | 3825-327 | 12/83 | 122.2 | 122.2 | 122.2 | 1.3 | 0 |
| Electrical recording instruments | | 3825-36 | 12/83 | 141.5 | 141.5 | (³) | (³) | (³) |
| Secondary products and miscellaneous receipts | | 3825-SM | | | | | | |
| Miscellaneous receipts | | 3825-M | 03/87 | 139.8 | 139.8 | 139.8 | 5.4 | 0 |
| Contract work and other miscellaneous receipts | | 3825-XY9 | 03/87 | 181.5 | (³) | (³) | (³) | (³) |
| Resales | | 3825-Z89 | 03/87 | 122.8 | 122.8 | 122.8 | .3 | 0 |
| Secondary products | | 3825-S | 12/83 | 133.6 | 133.1 | 133.1 | -.3 | 0 |
| Laboratory Analytical Instruments | 3826 | | 12/85 | 116.4 | 116.3 | 116.3 | -1.7 | 0 |
| Primary products | | 3826-P | 12/85 | 119.9 | 119.8 | 119.9 | -1.6 | .1 |
| Laboratory analytical instruments | | 3826-3 | 12/85 | 119.9 | 119.8 | 119.9 | -1.6 | .1 |
| Chromatographic instruments | | 3826-31 | 12/85 | 131.7 | 131.7 | 131.7 | .1 | 0 |
| Spectrophotometric instruments, incl. spectroscopy instruments | | 3826-32 | 12/85 | 138.6 | 137.8 | 138.6 | -6.3 | .6 |
| Clinical laboratory instrumentation | | 3826-34 | 06/99 | (³) | 100.0 | 100.0 | (³) | 0 |
| Other analytical instruments, including parts, components, and accessories | | 3826-35 | 06/99 | (³) | 100.0 | 100.0 | (³) | .0 |
| Secondary products and miscellaneous receipts | | 3826-SM | | | | | | |
| Miscellaneous receipts | | 3826-M | 12/85 | 128.0 | 128.0 | 128.0 | .4 | 0 |
| Contract work and other miscellaneous receipts | | 3826-XY9 | 12/85 | 166.1 | 166.1 | 166.1 | 0 | 0 |
| Resales | | 3826-Z89 | 09/90 | 104.4 | (³) | (³) | (³) | (³) |
| Secondary products | | 3826-S | 12/85 | 88.3 | (³) | (³) | (³) | (³) |
| Optical instruments and lenses | 3827 | | 06/91 | 105.9 | 105.5 | 106.2 | .2 | .7 |
| Primary products | | 3827-P | 06/91 | 103.1 | 103.1 | 103.9 | .1 | .8 |
| Sighting, tracking and fire-control equipment | | 3827-1 | 12/85 | 108.4 | 108.1 | 110.8 | 1.3 | 2.5 |
| Optical instruments and lenses, n.e.c. | | 3827-5 | 12/98 | 99.3 | 99.4 | 99.5 | (³) | .1 |
| Binoculars and astronomical instruments | | 3827-51 | 06/91 | 103.9 | 103.9 | 104.6 | 1.5 | .7 |
| Other optical instruments and lenses (excl. sighting, tracking, and fire-control) | | 3827-52 | 12/98 | 99.2 | 99.4 | 99.4 | (³) | 0 |
| Secondary products and miscellaneous receipts | | 3827-SM | | | | | | |
| Secondary products | | 3827-S | 06/91 | 131.9 | 127.7 | 127.7 | .6 | 0 |
| Measuring and controlling devices, not elsewhere classified | 3829 | | 06/85 | 134.5 | 133.9 | 133.8 | .7 | -.1 |
| Primary products | | 3829-P | 06/85 | 133.1 | 132.4 | 132.7 | .5 | .2 |
| Aircraft engine instruments | | 3829-1 | 06/85 | 129.8 | 129.8 | 129.8 | -.1 | 0 |
| Physical properties and kinematic testing equipment | | 3829-2 | 06/85 | 137.1 | 135.3 | 135.7 | -.2 | .3 |
| Nuclear radiation detection and monitoring equipment | | 3829-4 | 06/85 | 126.0 | 126.0 | 126.0 | -.2 | 0 |
| Commercial, geophysical, meteorological and general purpose instruments | | 3829-5 | 06/85 | 139.5 | 139.1 | 139.4 | 2.0 | .2 |
| Geophysical and meteorological instruments, including parts and accessories | | 3829-547 | 12/91 | 103.7 | 103.1 | 103.5 | .1 | .4 |

See footnotes at end of table.

Table 5. Producer price indexes for the net output of selected industries and their products, not seasonally adjusted
—Continued

| Industry and product ¹ | Industry code | Product code | Index base | Index | | | Percent change to Sep. 1999 from — | |
|--|---------------|--------------|------------|-----------------------|------------------------|------------------------|------------------------------------|------------------|
| | | | | May 1999 ² | Aug. 1999 ² | Sep. 1999 ² | Sep. 1998 | Aug. 1999 |
| Measuring and controlling devices, not elsewhere classified—Continued | | | | | | | | |
| General purpose and commercial instruments, including parts and accessories | | 3829-555 | 06/85 | 140.7 | 140.7 | 140.7 | 6.0 | 0 |
| Surveying and drafting instruments | | 3829-6 | 12/91 | 113.3 | 112.8 | 113.7 | -3 | .8 |
| Secondary products and miscellaneous receipts | | 3829-SM | | | | | | |
| Miscellaneous receipts | | 3829-M | 06/85 | (³) | (³) | 148.9 | 3.4 | (³) |
| Secondary products | | 3829-S | 06/85 | 132.5 | 132.5 | 129.7 | -1.7 | -2.1 |
| Surgical, medical, and dental instruments and supplies | 384 | | 12/84 | 136.0 | 135.9 | 135.4 | .2 | -.4 |
| Surgical and medical instruments and apparatus | | | | | | | | |
| Primary products | 3841 | | 06/82 | 128.1 | 126.8 | 127.1 | -.7 | .2 |
| Surgical and medical instruments and apparatus, except furniture | | 3841-P | 06/82 | 127.4 | 126.0 | 126.3 | -.9 | .2 |
| Orthopedic instruments and apparatus, such as bone drills and bone plates | | 3841-1 | 06/82 | 122.1 | 120.7 | 121.1 | -.8 | .3 |
| Surgical instruments, including suture needles, and eye, ear, nose, and throat instruments | | 3841-115 | 06/82 | 224.5 | 224.1 | 224.1 | 7.0 | 0 |
| Diagnostic apparatus | | 3841-116 | 12/89 | 117.3 | 117.3 | 117.3 | 2.6 | 0 |
| Metabolism and blood pressure diagnostic apparatus | | 3841-12 | 06/82 | 133.6 | 134.3 | 134.3 | 0 | 0 |
| All other diagnostic apparatus, incl. optical diagnostic apparatus | | 3841-121 | 06/82 | 137.7 | (³) | 141.5 | -1.2 | (³) |
| Blood transfusion and I.V. equipment | | 3841-124 | 06/82 | 133.6 | 133.6 | 133.6 | .3 | 0 |
| Catheters | | 3841-182 | 06/82 | 134.0 | 134.0 | 134.0 | -.1 | 0 |
| Mechanical therapy appliances | | 3841-186 | 06/82 | 124.1 | 123.5 | 124.9 | -.7 | 1.1 |
| Other surgical and medical instr. and apparatus, incl. veterinary instr. and oxygen tents | | 3841-187 | 12/95 | 96.2 | 96.2 | (³) | (³) | (³) |
| Parts for surgical and medical instruments and apparatus | | 3841-189 | 06/82 | 116.0 | 111.2 | 111.8 | -4.5 | .5 |
| Secondary products and miscellaneous receipts | | 3841-199 | 12/95 | 101.8 | 101.7 | 101.8 | .1 | .1 |
| Miscellaneous receipts | | 3841-SM | | | | | | |
| Resales | | 3841-M | 01/83 | 162.4 | 162.8 | 160.6 | .9 | -1.4 |
| Secondary products | | 3841-Z89 | 01/83 | 164.9 | 165.4 | 163.1 | .9 | -1.4 |
| Other secondary products | | 3841-S | 10/82 | 115.3 | 116.4 | 117.7 | 1.6 | 1.1 |
| Orthopedic, prosthetic, and surgical appliances and supplies | | 3841-SSS | 10/82 | 121.3 | 121.3 | 121.3 | -2.0 | 0 |
| Orthopedic, prosthetic, and surgical appliances and supplies | | 3842-SSS | 12/95 | 109.3 | 111.4 | 113.4 | 4.3 | 1.8 |
| Surgical, orthopedic and prosthetic appliances and supplies | 3842 | | 06/83 | 162.8 | 163.9 | 163.0 | 1.4 | -.5 |
| Primary products | | 3842-P | 06/83 | 163.9 | 165.2 | 164.3 | 1.9 | -.5 |
| Surgical, orthopedic, and prosthetic appliances and supplies | | 3842-1 | 06/83 | 161.5 | 163.0 | 162.0 | 1.9 | -.6 |
| Surgical dressings | | 3842-1A | 06/83 | 109.2 | 109.2 | 109.2 | .1 | 0 |
| Other surgical dressings | | 3842-129 | 06/83 | 102.9 | 102.9 | 102.9 | 0 | 0 |
| Surgical, orthopedic and prosthetic appliances and supplies except surgical dressings | | 3842-1B | 06/83 | 183.7 | 185.6 | 184.4 | 2.0 | -.6 |
| Disposable supplies | | 3842-1B1 | 12/95 | 100.2 | 100.8 | 100.8 | 5.8 | 0 |
| Disposable surgical drapes, including O/B and O/R packs | | 3842-131 | 06/83 | 93.1 | 93.1 | 93.1 | .6 | 0 |
| Orthotics & prosthetics | | 3842-1B2 | 12/95 | 106.6 | 108.7 | 107.5 | 3.4 | -1.1 |
| Surgical implants | | 3842-101 | 06/83 | 205.6 | 207.3 | 207.2 | 4.1 | 0 |
| Artificial limbs (prosthetic) | | 3842-102 | 06/83 | (³) | (³) | (³) | (³) | (³) |
| Orthopedic appliances (incl. mechanical braces) | | 3842-104 | 06/83 | 277.0 | (³) | (³) | (³) | (³) |
| Elastic braces, suspensories, stockings, and other elastic supports | | 3842-106 | 06/83 | 124.0 | 124.0 | 124.0 | 3.4 | 0 |
| Splints & trusses | | 3842-108 | 06/83 | 148.4 | 148.4 | 148.4 | 1.2 | 0 |
| Crutches, canes & other walking assistance devices | | 3842-109 | 08/83 | 147.7 | 147.7 | 147.7 | 1.7 | 0 |
| Arch supports and other foot appliances | | 3842-112 | 06/83 | 110.7 | 111.3 | 111.3 | -.8 | 0 |
| Other orthopedic & prosthetic appliances | | 3842-113 | 12/95 | 108.1 | (³) | (³) | (³) | (³) |
| Miscellaneous healthcare products | | 3842-1B3 | 12/95 | 105.0 | 105.5 | 104.9 | -1.0 | -.6 |
| Breathing devices, excluding anesthetic apparatus | | 3842-165 | 07/93 | 100.8 | 102.3 | 99.8 | -1.3 | -2.4 |
| Wheel chairs | | 3842-183 | 06/83 | 184.2 | 176.8 | 181.3 | -1.6 | 2.5 |
| Therapeutic appliances and supplies, excl. electromedical | | 3842-186 | 06/89 | 103.8 | (³) | (³) | (³) | (³) |
| Parts for surgical, orthopedic, prosthetic & therapeutic appliances & supplies | | 3842-195 | 12/95 | 98.4 | 106.0 | 99.8 | -4.0 | -5.8 |
| Other surgical, orthopedic, and prosthetic appliances and supplies | | 3842-199 | 06/89 | 119.3 | 120.1 | 120.1 | -.4 | 0 |
| Personal industrial safety devices | | 3842-3 | 06/83 | 177.4 | 177.4 | 176.6 | 1.3 | -.5 |
| Respiratory protection equipment, including gas, abrasive and canister masks | | 3842-311 | 06/83 | 180.1 | 180.1 | 178.6 | 1.9 | -.8 |
| Protective clothing, except shoes | | 3842-351 | 06/83 | 223.1 | 223.4 | 223.4 | 2.6 | 0 |
| Other personal safety devices | | 3842-371 | 06/83 | 149.6 | 149.6 | 148.5 | -.5 | -.7 |
| Safety hats | | 3842-37102 | 10/83 | 144.9 | 144.9 | 144.9 | -1.1 | 0 |
| All other personal safety devices | | 3842-37103 | 06/83 | 149.3 | 149.3 | 148.0 | -.3 | -.9 |
| Electronic hearing aids | | 3842-4 | 06/83 | 144.8 | 144.9 | 144.9 | 2.5 | 0 |
| Electronic hearing aids | | 3842-413 | 06/83 | 144.8 | 144.9 | 144.9 | 2.5 | 0 |
| Secondary products and miscellaneous receipts | | 3842-SM | | | | | | |
| Miscellaneous receipts | | 3842-M | 07/88 | 169.5 | 169.5 | 169.5 | 0 | 0 |
| Resales | | 3842-Z89 | 07/88 | 135.8 | 135.8 | 135.8 | 0 | 0 |
| Secondary products | | 3842-S | 06/83 | 140.6 | 140.1 | 138.9 | -1.8 | -.9 |
| Surgical and medical instruments and apparatus | | 3841-S | 06/83 | 150.9 | 150.9 | (³) | (³) | (³) |
| All other secondary products | | 3842-SSS | 06/83 | 136.2 | 135.5 | 133.7 | -2.0 | -1.3 |
| Dental equipment and supplies | 3843 | | 06/85 | 166.7 | 166.9 | 168.1 | 6.3 | .7 |
| Primary products | | 3843-P | 06/85 | 164.1 | 164.6 | 164.3 | 5.8 | -.2 |
| Dental professional equipment and supplies | | 3843-S | 06/97 | 106.5 | 106.1 | 106.9 | 4.0 | .8 |

See footnotes at end of table.

Table 5. Producer price indexes for the net output of selected industries and their products, not seasonally adjusted
—Continued

| Industry and product ¹ | Industry code | Product code | Index base | Index | | | Percent change to Sep. 1999 from — | |
|--|---------------|--------------|------------|-----------------------|------------------------|------------------------|------------------------------------|------------------|
| | | | | May 1999 ² | Aug. 1999 ² | Sep. 1999 ² | Sep. 1998 | Aug. 1999 |
| Dental equipment and supplies—Continued | | | | | | | | |
| Dental professional equip., incl. dental chairs, units, hand pieces, excl. X-ray | | 3843-511 | 06/85 | 149.4 | 149.3 | 152.7 | 1.9 | 2.3 |
| Dental professional supplies | | 3843-52 | 06/85 | 171.4 | 170.4 | 170.5 | 5.0 | .1 |
| Dental laboratory equipment and supplies | | 3843-6 | 06/85 | 127.4 | 129.5 | 127.0 | 9.6 | -1.9 |
| Secondary products and miscellaneous receipts | | 3843-SM | | | | | | |
| Miscellaneous receipts | | 3843-M | 06/85 | 146.9 | 148.9 | 148.5 | 2.2 | -.3 |
| Resales | | 3843-Z89 | 06/85 | 154.2 | 156.4 | 155.9 | 2.2 | -.3 |
| Secondary products | | 3843-S | 06/85 | 244.9 | (³) | (³) | (³) | (³) |
| X-ray and other irradiation apparatus | 3844 | | 06/90 | 108.3 | 109.5 | 108.9 | .1 | -.5 |
| Primary products | | 3844-P | 06/85 | 110.4 | 111.4 | 110.6 | -.6 | -.7 |
| Medical and dental diagnostic irradiation equipment | | 3844-5 | 06/90 | 107.0 | 107.0 | 107.0 | 0 | 0 |
| X-ray tubes, parts, accessories and other irradiation equipment | | 3844-9 | 06/90 | 108.1 | 110.6 | 108.6 | -1.6 | -1.8 |
| All other parts, accessories and equipment | | 3844-909 | 06/96 | 102.5 | 103.0 | 103.0 | .2 | 0 |
| Secondary products and miscellaneous receipts | | 3844-SM | | | | | | |
| Miscellaneous receipts | | 3844-M | 06/90 | 102.1 | 103.6 | (³) | (³) | (³) |
| Electromedical equipment | 3845 | | 06/85 | 102.5 | 101.8 | 100.6 | -2.2 | -1.2 |
| Primary products | | 3845-P | 06/85 | 92.8 | 92.6 | 91.2 | -2.3 | -1.5 |
| Diagnostic electromedical equipment | | 3845-1 | 06/85 | 85.3 | 85.4 | 85.3 | 1.3 | -.1 |
| Electrocardiograph | | 3845-101 | 06/85 | 78.5 | 78.5 | 78.5 | 2.6 | 0 |
| Ultrasonic scanning devices | | 3845-104 | 06/85 | 78.6 | (³) | (³) | (³) | (³) |
| All other diagnostic electromedical equipment | | 3845-109 | 06/85 | 121.6 | 121.7 | 121.6 | .2 | -.1 |
| Electrotherapeutic equipment | | 3845-2 | 06/85 | 85.1 | 84.5 | 85.1 | -2.4 | .7 |
| Pacemakers | | 3845-201 | 06/85 | 80.8 | (³) | 79.6 | -4.2 | (³) |
| Defibrillators | | 3845-202 | 06/96 | 83.6 | 81.5 | 86.8 | -4.0 | 6.5 |
| Medical laser equipment | | 3845-207 | 06/96 | (³) | (³) | (³) | (³) | (³) |
| All other electrotherapeutic equipment | | 3845-219 | 06/96 | 95.4 | 93.5 | 95.4 | -.1 | 2.0 |
| Patient monitoring equipment | | 3845-3 | 06/85 | 93.6 | 93.0 | 83.7 | -9.9 | -10.0 |
| Intensive/coronary care units, including component modules | | 3845-301 | 06/85 | 93.1 | 93.1 | 92.7 | .8 | -.4 |
| All other patient monitoring equipment | | 3845-309 | 06/85 | 94.6 | 93.5 | 73.4 | -22.2 | -21.5 |
| Surgical systems | | 3845-4 | 06/90 | 94.8 | (³) | 94.4 | -2.6 | (³) |
| Electrosurgical equipment | | 3845-402 | 06/96 | 103.8 | (³) | 103.8 | (³) | (³) |
| All other surgical support systems | | 3845-409 | 06/96 | 91.5 | (³) | (³) | (³) | (³) |
| Parts, accessories, and all other electromedical equipment | | 3845-5 | 06/85 | 123.5 | 121.2 | 123.7 | -1.0 | 2.1 |
| Secondary products and miscellaneous receipts | | 3845-SM | | | | | | |
| Miscellaneous receipts | | 3845-M | 12/90 | 133.2 | 128.4 | (³) | (³) | (³) |
| Secondary products | | 3845-S | 06/85 | 137.9 | 137.9 | 137.9 | .1 | 0 |
| Ophthalmic goods | 385 | | 12/83 | 123.7 | 124.6 | 124.7 | .8 | .1 |
| Ophthalmic goods | 3851 | | 12/83 | 123.7 | 124.6 | 124.7 | .8 | .1 |
| Primary products | | 3851-P | 12/83 | 123.0 | 124.1 | 124.2 | .9 | .1 |
| Glass ophthalmic focus lenses | | 3851-2 | 12/83 | 112.9 | 112.9 | 114.7 | 2.4 | 1.6 |
| Plastic ophthalmic focus lenses | | 3851-3 | 12/83 | 103.9 | 104.1 | 104.2 | .5 | -.1 |
| Single vision plastic lenses | | 3851-325 | 12/83 | 88.9 | 89.4 | 89.8 | -1.2 | .4 |
| Multifocal plastic lenses | | 3851-327 | 12/83 | 107.5 | 107.6 | 107.7 | .6 | .1 |
| Contact lenses | | 3851-4 | 12/83 | 95.7 | 95.2 | 95.2 | -1.1 | 0 |
| Hard contact lenses | | 3851-412 | 12/83 | 102.6 | (³) | 99.7 | -1.3 | (³) |
| Soft contact lenses | | 3851-413 | 12/83 | 85.0 | 85.0 | 85.0 | -1.2 | 0 |
| Other ophthalmic goods | | 3851-5 | 12/83 | 133.6 | 141.1 | 140.8 | 6.0 | -.2 |
| Secondary products and miscellaneous receipts | | 3851-SM | | | | | | |
| Miscellaneous receipts | | 3851-M | | | | | | |
| Resales | | 3851-Z89 | 01/84 | 135.3 | 135.3 | 135.3 | 0 | 0 |
| Secondary products | | 3851-S | 12/83 | 123.6 | 120.7 | 120.7 | -.8 | 0 |
| Photographic equipment and supplies | 386 | | 12/83 | 107.6 | 106.0 | 106.0 | -3.1 | 0 |
| Photographic equipment and supplies | 3861 | | 12/83 | 107.7 | 106.1 | 106.1 | -3.1 | 0 |
| Primary products | | 3861-P | 12/83 | 101.9 | 99.9 | 100.0 | -4.0 | .1 |
| Still picture equipment | | 3861-1 | 12/83 | 120.7 | 120.7 | 120.7 | .9 | 0 |
| Still cameras | | 3861-101 | 12/83 | 86.8 | (³) | 86.8 | (³) | (³) |
| All other still picture equipment and accessories | | 3861-104 | 12/83 | 150.2 | 150.2 | 150.2 | 2.0 | 0 |
| Motion picture equipment and projection screens | | 3861-2 | 12/83 | 164.6 | 164.6 | 164.6 | .2 | 0 |
| Prepared photographic chemicals | | 3861-5 | 12/83 | 77.1 | 77.3 | 77.3 | .1 | 0 |
| All other prepared photographic chemicals | | 3861-502 | 12/83 | 67.0 | 67.3 | 67.3 | .1 | 0 |
| Sensitized silver halide materials, except x-ray | | 3861-6 | 12/83 | 120.7 | (³) | 120.7 | -.7 | (³) |
| Sensitized materials, non-silver halide type | | 3861-7 | 12/83 | 138.2 | 136.9 | 138.2 | .6 | .9 |
| Secondary products and miscellaneous receipts | | 3861-SM | | | | | | |
| Miscellaneous receipts | | 3861-M | 06/93 | 117.0 | 117.0 | 117.0 | 1.9 | 0 |
| Resales | | 3861-Z89 | 06/93 | 102.7 | 102.7 | 102.7 | 0 | 0 |
| Secondary products | | 3861-S | 12/83 | 142.1 | 143.0 | 142.1 | -.1 | -.6 |
| Watches, clocks and watchcases | 387 | | 06/83 | 119.3 | 119.7 | 119.8 | 1.0 | .1 |
| Watches, clocks, watchcases, and parts | 3873 | | 06/83 | 119.4 | 119.9 | 120.0 | 1.0 | .1 |
| Primary products | | 3873-P | 06/83 | 117.0 | 117.4 | 117.6 | 1.3 | .2 |
| Watches, watchcases, movements or modules, and watch parts | | 3873-2 | 12/89 | 108.5 | 109.8 | 110.0 | 1.2 | .2 |

See footnotes at end of table.

Table 5. Producer price indexes for the net output of selected industries and their products, not seasonally adjusted
—Continued

| Industry and product ¹ | Industry code | Product code | Index base | Index | | | Percent change to Sep. 1999 from — | |
|---|---------------|--------------|------------|-----------------------|------------------------|------------------------|------------------------------------|------------------|
| | | | | May 1999 ² | Aug. 1999 ² | Sep. 1999 ² | Sep. 1998 | Aug. 1999 |
| Watches, clocks, watchcases, and parts—Continued | | | | | | | | |
| Watchcases, movements or modules, and watch parts | | 3873-217 | 06/96 | 103.6 | 102.7 | 103.6 | -0.8 | 0.9 |
| Clocks, timing mechanisms, time switches, clock movements, clock cases, and parts | | 3873-3 | 06/83 | 129.8 | 130.0 | 130.1 | 1.3 | .1 |
| Household clocks, excluding alarm clocks | | 3873-311 | 06/96 | 103.8 | 103.5 | 103.7 | 1.8 | .2 |
| Wall clocks | | 3873-31101 | 06/96 | 99.6 | 99.3 | 99.7 | 1.4 | .4 |
| All other household clocks, including chime and strike, desk, mantel etc. | | 3873-31102 | 06/96 | 106.5 | 106.2 | 106.3 | 2.0 | .1 |
| Timing mechanisms, not for timepiece use, excluding time recording and time stamp machines | | 3873-315 | 06/83 | 127.0 | (³) | 128.1 | 1.2 | (³) |
| Timers & switch clocks w/clock or watch movement or module for timepiece use, w/dial or display | | 3873-31601 | 10/83 | 111.7 | 111.7 | 111.7 | (³) | 0 |
| Clock cases, case parts, and other clock parts, excluding timing motors | | 3873-31901 | 06/83 | 153.0 | 153.5 | 153.5 | .9 | 0 |
| Secondary products and miscellaneous receipts | | 3873-SM | | | | | | |
| Miscellaneous receipts | | 3873-M | 06/83 | 141.1 | 141.1 | 141.1 | -1.4 | 0 |
| Secondary products | | 3873-S | 06/83 | (³) | (³) | 120.3 | (³) | (³) |
| Miscellaneous manufacturing industries | 39 | | 12/85 | 130.5 | 130.2 | 130.1 | .2 | -1 |
| Jewelry, silverware, and plated ware | 391 | | 12/85 | 126.3 | 124.8 | 125.1 | -1.3 | .2 |
| Jewelry, precious metal | 3911 | | 12/85 | 124.3 | 122.5 | 122.8 | -1.6 | .2 |
| Primary products | | 3911-P | 12/85 | 124.5 | 122.8 | 122.8 | -2.2 | 0 |
| Jewelry made of solid platinum metals and solid karat gold | | 3911-1 | 12/85 | 126.9 | 124.9 | 124.8 | -2.0 | -1 |
| Rings, complete | | 3911-111 | 12/85 | 126.5 | 123.0 | 122.9 | -3.3 | -1 |
| Wedding rings | | 3911-11112 | 12/85 | 123.0 | 112.9 | 113.4 | -7.7 | .4 |
| Other rings | | 3911-11114 | 12/85 | 119.1 | 119.2 | 118.7 | -.9 | -4 |
| Ring mountings | | 3911-115 | 12/85 | 102.7 | 102.2 | 102.2 | .7 | 0 |
| Women's and children's jewelry, excl watch attachments and rings | | 3911-131 | 12/85 | 134.9 | 134.4 | 134.4 | -1.0 | 0 |
| Other jewelry worn or carried, religious jewelry, cigar cases and lighters, compacts, etc. | | 3911-198 | 12/85 | 117.6 | 115.8 | 115.8 | -.3 | 0 |
| Jewelry made of silver (including platinum metals and karat gold clad to silver) | | 3911-3 | 12/91 | 100.0 | 100.2 | 100.1 | 5.1 | -1 |
| Other jewelry, except costume jewelry | | 3911-4 | 12/91 | 97.5 | 97.6 | 98.4 | -10.9 | .8 |
| Secondary products and miscellaneous receipts | | 3911-SM | | | | | | |
| Secondary products | | 3911-S | 12/85 | 131.2 | 125.4 | 130.6 | 5.7 | 4.1 |
| All secondary products excl. Jeweler's materials & lapidary work | | 3911-SSS | 12/85 | 135.8 | 134.4 | 134.6 | 5.1 | .1 |
| Jeweler's materials and lapidary work | | 3915-S | 01/86 | 124.2 | (³) | (³) | (³) | (³) |
| Silverware, plated ware and stainless steel ware | 3914 | | 06/85 | 149.0 | 148.7 | 148.7 | .7 | 0 |
| Primary products | | 3914-P | 06/85 | 150.7 | 150.4 | 150.4 | .8 | 0 |
| Hollowware, including ecclesiastical ware, novelties, trophies, and other plated ware | | 3914-1 | 06/85 | 161.1 | 161.1 | 161.1 | 1.0 | 0 |
| Pewter | | 3914-153 | 06/85 | 125.2 | 125.2 | 125.2 | 2.5 | 0 |
| Unplated hollowware of other metals and hollowware plated with other metals | | 3914-169 | 12/92 | 147.0 | 147.0 | (³) | (³) | (³) |
| Flatware and carving sets made wholly of metal | | 3914-2 | 06/85 | 142.6 | 142.1 | 142.1 | .7 | 0 |
| Sterling silver | | 3914-211 | 06/85 | 150.5 | 150.5 | 150.5 | 0 | 0 |
| Stainless steel | | 3914-255 | 06/85 | 143.0 | 143.0 | 143.0 | 1.1 | 0 |
| Secondary products and miscellaneous receipts | | 3914-SM | | | | | | |
| Secondary products | | 3914-S | 06/85 | 129.6 | 129.6 | 129.6 | .4 | 0 |
| Jewelers' materials and lapidary work | 3915 | | 06/85 | 116.3 | 115.6 | 116.0 | -1.2 | .3 |
| Primary products | | 3915-P | 06/85 | 115.8 | 115.2 | 115.7 | -.9 | .4 |
| Lapidary work and diamond cutting and polishing | | 3915-2 | 06/85 | 90.5 | 90.5 | (³) | (³) | (³) |
| Jewelers' findings and materials made of precious metals | | 3915-3 | 12/91 | 106.7 | 105.9 | 106.6 | -1.4 | .7 |
| Jewelers' findings and materials made of base metals | | 3915-4 | 12/91 | 105.1 | 105.1 | 105.1 | -6.2 | 0 |
| Secondary products and miscellaneous receipts | | 3915-SM | | | | | | |
| Secondary products | | 3915-S | 06/85 | 128.0 | 125.4 | 125.4 | -3.5 | 0 |
| Musical instruments | 393 | | 06/85 | 163.5 | 164.2 | 164.6 | 1.8 | .2 |
| Musical instruments | 3931 | | 06/85 | 163.5 | 164.2 | 164.6 | 1.8 | .2 |
| Primary products | | 3931-P | 06/85 | 163.1 | 163.7 | 164.2 | 1.9 | .3 |
| Pianos | | 3931-1 | 06/85 | 184.3 | 178.9 | 182.6 | 1.3 | 2.1 |
| Organs, electronic, pipe and reed | | 3931-2 | 06/85 | 130.2 | (³) | 131.8 | 1.3 | (³) |
| Piano and organ parts | | 3931-3 | 06/85 | 175.3 | 175.3 | 175.3 | .5 | 0 |
| Other musical instruments | | 3931-4 | 06/85 | 168.6 | 170.4 | 170.4 | 2.2 | 0 |
| Accessories and parts sold separately, excl. instrument cases and benches | | 3931-431 | 06/85 | 136.4 | 136.4 | 136.4 | .7 | 0 |
| All other instr., incl. electrical and nonelectrical woodwinds and brass winds | | 3931-499 | 06/99 | (³) | 101.1 | 101.0 | (³) | -1 |
| Secondary products and miscellaneous receipts | | 3931-SM | | | | | | |
| Miscellaneous receipts | | 3931-M | 06/85 | 199.4 | 200.9 | 200.9 | 1.2 | 0 |
| Secondary products | | 3931-S | 06/85 | 129.2 | 129.2 | 129.2 | .2 | 0 |
| Toys and amusement, sporting, and athletic goods | 394 | | 12/85 | 124.1 | 123.8 | 123.7 | -.5 | -1 |

See footnotes at end of table.

**Table 5. Producer price indexes for the net output of selected industries and their products, not seasonally adjusted
—Continued**

| Industry and product ¹ | Industry code | Product code | Index base | Index | | | Percent change to Sep. 1999 from — | |
|--|---------------|--------------|------------|-----------------------|------------------------|------------------------|------------------------------------|------------------|
| | | | | May 1999 ² | Aug. 1999 ² | Sep. 1999 ² | Sep. 1998 | Aug. 1999 |
| Dolls and stuffed toys | 3942 | | 12/85 | 119.0 | 119.3 | 119.7 | 0.8 | 0.3 |
| Primary products | | 3942-P | 12/85 | 119.9 | 120.2 | 120.6 | .8 | .3 |
| Dolls and stuffed toy animals | | 3942-1 | 12/85 | 119.9 | 120.2 | 120.6 | .8 | .3 |
| Stuffed dolls | | 3942-111 | 12/85 | 110.3 | 110.7 | 110.7 | 1.4 | 0 |
| Stuffed toy animals | | 3942-121 | 12/85 | 109.7 | 109.7 | 110.2 | .5 | .5 |
| Secondary products and miscellaneous receipts | | 3942-SM | | | | | | |
| Games, toys, and children's vehicles, except dolls and bicycles | 3944 | | 06/85 | 119.0 | 119.3 | 118.3 | -1.2 | -8 |
| Primary products | | 3944-P | 06/85 | 118.6 | 118.9 | 117.7 | -1.3 | -1.0 |
| Baby carriages and children's vehicles, except bicycles | | 3944-3 | 06/85 | 97.6 | (⁹) | (⁹) | (⁹) | (⁹) |
| Toys, excluding games, hobbies, and electronic toys | | 3944-4 | 06/85 | 114.5 | 114.9 | 112.6 | -2.8 | -2.0 |
| Other toys incl. dollcarriages & furniture, infant toys & non-powered trans. to | | 3944-427 | 06/99 | (⁹) | 100.0 | 98.2 | (⁹) | -1.8 |
| Pre-school toys, n.e.c., excluding infant toys | | 3944-433 | 06/85 | 124.3 | 124.3 | 118.0 | -5.7 | -5.1 |
| Housekeeping and cooking toys, including tea sets and play tools | | 3944-443 | 06/85 | 107.2 | (⁹) | (⁹) | (⁹) | (⁹) |
| Hobbies, models: craft kits, sets, & individual units; scientific equip., kits or sets | | 3944-5 | 06/85 | 130.3 | 130.8 | 130.8 | .7 | 0 |
| Operating models (cars, boats, railroads, etc.) incl. plastic static model | | 3944-513 | 06/99 | (⁹) | 100.0 | 100.0 | (⁹) | 0 |
| Nonelectronic games | | 3944-6 | 06/99 | (⁹) | 100.0 | 100.0 | (⁹) | 0 |
| Secondary products and miscellaneous receipts | | 3944-SM | | | | | | |
| Miscellaneous receipts | | 3944-M | 11/85 | 121.5 | 121.7 | 121.7 | -.6 | 0 |
| Secondary products | | 3944-S | 06/85 | 117.9 | 117.9 | 117.9 | .1 | 0 |
| Sporting and athletic goods, n.e.c. | 3949 | | 12/85 | 129.1 | 128.5 | 128.8 | -.2 | .2 |
| Primary products | | 3949-P | 12/85 | 129.6 | 128.9 | 129.1 | -.3 | .2 |
| Fishing tackle and equipment | | 3949-1 | 12/85 | 137.6 | 138.2 | 138.6 | 1.4 | .3 |
| Golf equipment | | 3949-2 | 12/85 | 145.1 | 143.7 | 143.0 | -2.3 | -.5 |
| Golf clubs | | 3949-242 | 12/85 | 140.7 | 141.4 | 139.5 | -2.1 | -1.3 |
| Other golf equipment, such as golf balls, bags, carts, tees, shafts, etc. | | 3949-299 | 12/85 | 222.8 | 217.0 | 218.1 | -2.7 | .5 |
| Playground equipment | | 3949-3 | 06/92 | 118.2 | 118.2 | 118.2 | .3 | 0 |
| Gymnasium and exercise equipment | | 3949-6 | 06/92 | 101.1 | 101.1 | 101.1 | .3 | 0 |
| Other sporting and athletic goods | | 3949-9 | 12/85 | 124.1 | 123.2 | 124.1 | .6 | .7 |
| Secondary products and miscellaneous receipts | | 3949-SM | | | | | | |
| Miscellaneous receipts | | 3949-M | 12/85 | 124.5 | 124.6 | 125.1 | .7 | .4 |
| Secondary products | | 3949-S | 12/85 | 123.3 | 123.0 | 124.9 | .4 | 1.5 |

See footnotes at end of table.

**Table 5. Producer price indexes for the net output of selected industries and their products, not seasonally adjusted
—Continued**

| Industry and product ¹ | Industry code | Product code | Index base | Index | | | Percent change to Sep. 1999 from — | |
|---|---------------|--------------|------------|-----------------------|------------------------|------------------------|------------------------------------|------------------|
| | | | | May 1999 ² | Aug. 1999 ² | Sep. 1999 ² | Sep. 1999 | Aug. 1999 |
| Pens, pencils, and other office and artists' materials | 395 | | 12/85 | 132.1 | 132.6 | 132.6 | 1.3 | 0 |
| Pens, mechanical pencils, and parts | 3951 | | 12/85 | 150.5 | 152.4 | 152.5 | 1.5 | .1 |
| Primary products | | 3951-P | 12/85 | 151.9 | 154.1 | 154.2 | 1.6 | .1 |
| Ballpoint pens, complete, including roller pens | | 3951-2 | 12/85 | 145.2 | 149.6 | 149.6 | 2.4 | 0 |
| Refillable | | 3951-212 | 12/85 | 168.1 | 165.7 | 165.7 | -1.5 | 0 |
| Markers, fine point and broadtipped | | 3951-8 | 06/93 | 119.9 | 119.9 | 119.9 | .3 | 0 |
| Other pens, mechanical pencils, desk sets, pen and pencil parts, and refill cartridges | | 3951-9 | 06/93 | 122.2 | 122.0 | 122.2 | 1.4 | .2 |
| Parts for pens, mechanical pencils, including pen holders, refill cartridges | | 3951-933 | 12/85 | 163.6 | 162.9 | 163.6 | .7 | .4 |
| Other pens and desk sets | | 3951-999 | 06/93 | 132.1 | (⁹) | 132.2 | 5.7 | (⁹) |
| Secondary products and miscellaneous receipts | | 3951-SM | | | | | | |
| Secondary products | | 3951-S | 12/85 | 140.1 | (⁹) | 140.1 | 0 | (⁹) |
| Lead pencils and art goods | 3952 | | 12/85 | 135.7 | 135.6 | 135.7 | 2.6 | .1 |
| Primary products | | 3952-P | 12/85 | 140.2 | 140.1 | 140.2 | 1.4 | .1 |
| Wood-cased pencils, crayons, and chalk | | 3952-1 | 12/85 | 131.4 | 131.4 | 131.4 | -1 | 0 |
| Pencils | | 3952-111 | 12/85 | 131.9 | 131.7 | 131.9 | -1 | .2 |
| Black graphite pencils | | 3952-11111 | 12/85 | 131.5 | 131.5 | 131.5 | -2 | 0 |
| Other pencils, including indelible and colored | | 3952-11112 | 12/92 | 107.7 | 106.7 | 107.7 | .9 | .9 |
| Artists' equipment and supplies | | 3952-2 | 12/85 | 148.7 | 148.7 | 148.7 | 3.2 | 0 |
| Modeling clay and ceramic glaze | | 3952-209 | 12/92 | 128.4 | 128.4 | 128.4 | 10.3 | 0 |
| Other art materials, including water colors, finger paint, chalk, and block printing ink | | 3952-213 | 12/85 | 140.9 | 140.9 | 140.9 | 1.4 | 0 |
| Secondary products and miscellaneous receipts | | 3952-SM | | | | | | |
| Secondary products | | 3952-S | 12/85 | 119.7 | 119.7 | 119.7 | 1.6 | 0 |
| Marking devices | 3953 | | 12/85 | 130.5 | 130.9 | 130.5 | -2 | -3 |
| Primary products | | 3953-P | 12/85 | 131.0 | 131.4 | 131.0 | -3 | -3 |
| Rubber and vinyl stamps | | 3953-1 | 12/85 | 135.7 | 135.7 | 135.7 | .2 | 0 |
| Hand stamps and dies | | 3953-113 | 12/85 | 131.1 | 131.1 | 131.1 | 0 | 0 |
| Permanently inked stamps, excluding printing dies | | 3953-115 | 12/85 | 132.3 | 132.3 | 132.3 | .9 | 0 |
| Mechanical hand stamps, self inkers including daters, time and numbering stamps | | 3953-2 | 12/85 | 151.2 | 151.2 | 151.2 | -2 | 0 |
| Other marking devices; stencils, stamp pads and branding irons | | 3953-5 | 12/85 | 120.5 | 120.5 | 120.5 | 0 | 0 |
| Secondary products and miscellaneous receipts | | 3953-SM | | | | | | |
| Miscellaneous receipts | | 3953-M | 12/85 | 130.6 | 130.6 | 130.6 | 1.0 | 0 |
| Secondary products | | 3953-S | 12/85 | 119.4 | 119.3 | 119.3 | -2 | 0 |
| Carbon paper and inked ribbons | 3955 | | 12/85 | 116.5 | 116.5 | 116.5 | .1 | 0 |
| Primary products | | 3955-P | 12/85 | 115.2 | 115.2 | 115.2 | -3 | 0 |
| Inked ribbons | | 3955-1 | 12/85 | 95.4 | 95.4 | 95.4 | -3 | 0 |
| Typewriter ribbons, fabric and film | | 3955-113 | 06/92 | 90.0 | 90.0 | 90.0 | 0 | 0 |
| Computer ribbons | | 3955-117 | 12/85 | 96.9 | 96.9 | 96.9 | -3 | 0 |
| Other inked ribbons | | 3955-119 | 12/85 | 117.8 | 117.8 | 117.8 | -8 | 0 |
| Secondary products and miscellaneous receipts | | 3955-SM | | | | | | |
| Secondary products | | 3955-S | 06/92 | 129.2 | 129.2 | (⁹) | (⁹) | (⁹) |
| Costume jewelry, costume novelties, buttons, and miscellaneous notions | 396 | | 12/85 | 123.1 | 123.9 | 123.8 | 1.1 | -1 |
| Costume jewelry and costume novelties (except precious metals) | 3961 | | 06/85 | 126.2 | 126.2 | 126.1 | .3 | -1 |
| Primary products | | 3961-P | 06/85 | 123.9 | 123.9 | 123.9 | .2 | 0 |
| Base metal costume jewelry and costume novelties, whether electroplated or not | | 3961-1 | 06/85 | 125.4 | 125.4 | 125.4 | .3 | 0 |
| Compacts, vanity cases, and other costume jewelry and costume novelties | | 3961-2 | 06/85 | 114.7 | 114.7 | 114.7 | (⁹) | 0 |
| Secondary products and miscellaneous receipts | | 3961-SM | | | | | | |
| Miscellaneous receipts | | 3961-M | 12/98 | 100.6 | 100.6 | 100.6 | (⁹) | 0 |
| Resales | | 3961-Z89 | 12/98 | 100.6 | 100.6 | 100.6 | (⁹) | 0 |
| Secondary products | | 3961-S | 06/85 | 137.1 | 136.3 | 136.0 | .2 | -2 |
| Fasteners, buttons, needles, and pins | 3965 | | 12/85 | 124.6 | 126.7 | 126.6 | 2.8 | -1 |
| Primary products | | 3965-P | 12/85 | 125.2 | 127.5 | 127.3 | 2.9 | -2 |
| Buttons and parts, except for precious or semiprecious metals and stones | | 3965-1 | 12/85 | 129.3 | 130.4 | 130.3 | 2.1 | -1 |
| Zippers and slide fasteners | | 3965-4 | 12/85 | 126.8 | 131.6 | 131.1 | 5.6 | -4 |
| Needles, pins, fasteners, and similar notions | | 3965-6 | 12/85 | 120.2 | 121.6 | 121.5 | 1.6 | -1 |
| Secondary products and miscellaneous receipts | | 3965-SM | | | | | | |
| Miscellaneous receipts | | 3965-M | 12/90 | 110.3 | 110.3 | 110.3 | .3 | 0 |
| Resales | | 3965-Z89 | 12/90 | 110.3 | 110.3 | 110.3 | .3 | 0 |
| Secondary products | | 3965-S | 12/85 | (⁹) | 118.9 | 118.9 | 0 | 0 |
| Miscellaneous manufacturing industries | 399 | | 12/85 | 134.7 | 134.5 | 134.2 | .7 | -2 |
| Brooms and brushes | 3991 | | 12/85 | 135.7 | 135.4 | 135.3 | .3 | -1 |
| Primary products | | 3991-P | 12/85 | 139.0 | 139.0 | 138.9 | .6 | -1 |
| Brooms | | 3991-1 | 12/85 | 146.1 | 146.4 | 146.4 | .3 | 0 |

See footnotes at end of table.

Table 5. Producer price indexes for the net output of selected industries and their products, not seasonally adjusted—Continued

| Industry and product ¹ | Industry code | Product code | Index base | Index | | | Percent change to Sep. 1999 from — | |
|---|---------------|--------------|------------|-----------------------|------------------------|------------------------|------------------------------------|------------------|
| | | | | May 1999 ² | Aug. 1999 ² | Sep. 1999 ² | Sep. 1998 | Aug. 1999 |
| Brooms and brushes—Continued | | | | | | | | |
| Household floor brooms | | 3991-111 | 12/85 | 152.0 | 152.0 | 152.0 | 0 | 0 |
| Other brooms (industrial, whisk, toy, hearth, street, stable, etc.) | | 3991-112 | 12/85 | 136.0 | 136.6 | 136.6 | .7 | 0 |
| Paint and varnish brushes and rollers | | 3991-2 | 12/85 | 131.2 | 131.2 | 131.0 | -.2 | -.2 |
| Whitewash, kalsomine, paperhanging, marking, and stenciling brushes | | 3991-211 | 12/85 | 132.7 | 132.8 | 132.5 | .5 | -.2 |
| Pure bristle | | 3991-21115 | 12/85 | 130.3 | 130.3 | 130.3 | 1.3 | 0 |
| Synthetic bristle and other materials, including mixtures | | 3991-21116 | 12/85 | 130.7 | 131.0 | 129.9 | -1.4 | -.8 |
| Paint rollers, roller frames, replacement rollers, and paint pads | | 3991-212 | 12/85 | 128.5 | 128.5 | 128.5 | -.7 | 0 |
| Replacement rollers | | 3991-21217 | 12/85 | 125.8 | 125.8 | 125.8 | -1.5 | 0 |
| Other brushes | | 3991-3 | 12/85 | 142.4 | 142.3 | 142.3 | 1.1 | 0 |
| Personal brushes | | 3991-311 | 12/85 | 139.8 | 139.8 | 139.8 | 1.3 | 0 |
| Hairbrushes and other brushes, including shaving brushes | | 3991-31118 | 12/92 | 116.9 | 116.9 | 116.9 | 1.3 | 0 |
| Maintenance brushes (floorsweeps and brushes, scrub brushes, dusting brushes, etc.) | | 3991-312 | 12/85 | 135.1 | 135.2 | 135.2 | .3 | 0 |
| Household, including any twisted-in-brushes | | 3991-31215 | 12/85 | 128.0 | 127.5 | 127.5 | -.4 | 0 |
| Industrial, including any twisted-in-wire brushes | | 3991-31216 | 12/85 | 141.2 | 142.0 | 142.0 | .9 | 0 |
| Industrial brushes, except maintenance, including power-driven rotary brushes | | 3991-313 | 12/85 | 142.2 | 141.4 | 141.4 | 1.0 | 0 |
| Other brushes, including artists' brushes and hair pencils, excl. artists' airbrushes | | 3991-314 | 12/85 | 176.3 | 176.3 | 176.3 | 2.3 | 0 |
| Secondary products and miscellaneous receipts | | 3991-SM | | | | | | |
| Miscellaneous receipts | | 3991-M | 12/92 | 108.7 | 109.2 | 108.3 | .8 | -.8 |
| Resales | | 3991-Z89 | 12/92 | 108.7 | 109.2 | 108.3 | .8 | -.8 |
| Secondary products | | 3991-S | 12/85 | 131.0 | 126.0 | 126.0 | -3.8 | 0 |
| Other secondary products | | 3991-SSS | 12/85 | 117.7 | 113.1 | 113.1 | -3.9 | 0 |
| Signs and advertising displays | | | | | | | | |
| | 3993 | | 12/85 | 139.6 | 139.1 | 138.2 | .9 | -.6 |
| Primary products | | 3993-P | 12/85 | 137.3 | 136.8 | 135.7 | .6 | -.8 |
| Electric signs | | 3993-1 | 12/85 | 139.3 | 138.4 | 138.4 | -.2 | 0 |
| Luminous tubing signs | | 3993-101 | 12/85 | 118.8 | 118.8 | 118.8 | 0 | 0 |
| Fluorescent signs | | 3993-102 | 12/85 | 153.1 | 150.7 | 150.8 | -1.4 | .1 |
| Incandescent bulb electric signs and other electric signs | | 3993-105 | 06/99 | (³) | 100.0 | 100.0 | (³) | 0 |
| Non-electric signs | | 3993-2 | 12/85 | 137.4 | 136.9 | 134.5 | .2 | -1.8 |
| Metal signs and displays | | 3993-211 | 06/99 | (³) | 98.4 | 92.3 | (³) | -6.2 |
| Other non-electric signs | | 3993-213 | 06/99 | (³) | 100.0 | 100.0 | (³) | 0 |
| Wood signs and displays | | 3993-215 | 06/99 | (³) | 100.0 | 100.0 | (³) | 0 |
| Advertising specialties | | 3993-3 | 12/85 | 132.7 | (³) | (³) | (³) | (³) |
| Secondary products and miscellaneous receipts | | 3993-SM | | | | | | |
| Miscellaneous receipts | | 3993-M | 12/85 | 155.8 | 155.8 | 155.8 | 2.7 | 0 |
| Secondary products | | 3993-S | 12/85 | 157.6 | 157.6 | (³) | (³) | (³) |
| Burial caskets | | | | | | | | |
| | 3995 | | 12/84 | 162.1 | 162.1 | 162.1 | 2.8 | 0 |
| Primary products | | 3995-P | 12/84 | 161.7 | 161.7 | 161.7 | 2.8 | 0 |
| Metal caskets and coffins, completely lined and trimmed, adult sizes only | | 3995-1 | 12/84 | 161.4 | 161.5 | 161.5 | 2.7 | 0 |
| Steel caskets and coffins (excluding stainless steel) | | 3995-113 | 12/84 | 159.2 | 159.3 | 159.3 | 2.4 | 0 |
| Other metal caskets and coffins (stainless steel, bronze, copper, etc.) | | 3995-115 | 12/84 | 170.8 | 170.8 | 170.8 | 3.1 | 0 |
| Wood caskets and coffins, completely lined and trimmed, adult sizes only | | 3995-2 | 12/84 | 179.1 | 179.1 | 179.1 | 3.0 | 0 |
| Hardwood | | 3995-252 | 12/84 | 178.2 | 178.2 | 178.2 | 3.1 | 0 |
| Other caskets and coffins and metal vaults | | 3995-3 | 12/84 | 138.1 | 138.1 | 138.1 | 3.8 | 0 |
| Hard surface floor coverings | | | | | | | | |
| | 3996 | | 12/85 | 134.8 | 134.8 | 134.8 | -.7 | 0 |
| Primary products | | 3996-P | 12/85 | 137.4 | 137.4 | 137.4 | -.6 | 0 |
| Resilient floor covering | | 3996-1 | 12/85 | 137.4 | 137.4 | 137.4 | -.6 | 0 |
| Sheet vinyl flooring | | 3996-111 | 12/85 | 135.2 | 135.2 | 135.2 | -1.1 | 0 |
| Floor tile | | 3996-122 | 12/85 | 137.9 | 137.9 | 137.9 | .4 | 0 |
| Vinyl composition tile | | 3996-1223 | 12/85 | 138.2 | 138.2 | 138.2 | .5 | 0 |
| Plain backed | | 3996-12236 | 12/85 | 145.8 | 145.8 | 145.8 | .5 | 0 |
| Manufacturing industries, n.e.c. | | | | | | | | |
| | 3999 | | 12/85 | 126.1 | 126.1 | 126.3 | .5 | .2 |
| Primary products | | 3999-P | 12/85 | 128.7 | 128.7 | 129.0 | 1.1 | .2 |
| Chemical fire extinguishing equipment and parts | | 3999-1 | 12/85 | 151.1 | 152.8 | 152.8 | 2.2 | .0 |
| Coin operated amusement machines | | 3999-2 | 12/85 | 128.0 | 128.0 | 128.0 | 0 | 0 |
| Candles | | 3999-4 | 12/85 | 133.6 | 133.6 | 133.6 | 1.2 | 0 |
| Feathers, plumes, and artificial trees and flowers | | 3999-8 | 12/85 | 133.7 | 133.7 | 133.7 | -5.5 | 0 |
| Miscellaneous fabricated products, n.e.c. | | 3999-9 | 12/85 | 131.5 | 131.2 | 131.7 | 1.9 | .4 |
| Secondary products and miscellaneous receipts | | 3999-SM | | | | | | |
| Miscellaneous receipts | | 3999-M | 12/85 | (³) | (³) | (³) | (³) | (³) |
| Secondary products | | 3999-S | 12/85 | 117.4 | 117.7 | 117.7 | -1.0 | 0 |
| Services industries | | | | | | | | |
| Railroad transportation | | | | | | | | |
| | 40 | | 12/96 | 101.5 | 101.0 | 101.5 | -.3 | .5 |
| Railroads | | | | | | | | |
| | 401 | | 12/96 | 101.5 | 101.0 | 101.5 | -.3 | .5 |
| Railroads, line-haul operating | | | | | | | | |
| | 4011 | | 12/84 | 113.2 | 112.7 | 113.3 | -.2 | .5 |

See footnotes at end of table.

**Table 5. Producer price indexes for the net output of selected industries and their products, not seasonally adjusted
—Continued**

| Industry and product ¹ | Industry code | Product code | Index base | Index | | | Percent change to Sep. 1999 from — | |
|--|---------------|--------------|------------|-----------------------|------------------------|------------------------|------------------------------------|------------------|
| | | | | May 1999 ² | Aug. 1999 ² | Sep. 1999 ² | Sep. 1999 | Aug. 1999 |
| Railroads, line-haul operating—Continued | | | | | | | | |
| Primary products and services | | 4011-P | 12/84 | 113.2 | 112.7 | 113.3 | -0.2 | 0.5 |
| Freight transportation (Non-TOFC/TOFC) | | 4011-X | 12/96 | 100.9 | 100.8 | 101.1 | -0.5 | .3 |
| Non-trailer on flatcar shipments (Non-TOFC) | | 4011-1 | 12/96 | 100.5 | 100.3 | 100.7 | -0.7 | .4 |
| Farm products | | 4011-A01 | 12/84 | 121.1 | 121.4 | 124.7 | -3.3 | 2.7 |
| Metallic ores | | 4011-A02 | 12/84 | 105.0 | 102.1 | 102.1 | -1.5 | 0 |
| Coal | | 4011-A03 | 12/84 | 107.2 | 107.3 | 107.3 | -0.9 | 0 |
| Non-metallic minerals | | 4011-A04 | 12/84 | 121.7 | 121.7 | 119.5 | -1.8 | -1.8 |
| Food products | | 4011-A05 | 12/84 | 99.3 | 99.3 | 99.3 | -7.2 | 0 |
| Lumber and wood products | | 4011-A06 | 12/84 | 109.6 | 109.6 | 109.6 | -1.2 | 0 |
| Pulp, paper, and allied products | | 4011-A07 | 12/84 | 115.8 | 115.7 | 115.7 | 1.1 | 0 |
| Chemicals and allied products | | 4011-A08 | 12/84 | 119.0 | 119.0 | 119.1 | -0.5 | .1 |
| Petroleum and coal products | | 4011-A09 | 12/84 | 123.1 | 123.1 | 123.1 | .9 | 0 |
| Stone, clay, glass, and concrete products | | 4011-B01 | 12/84 | 122.9 | 122.9 | 122.9 | 1.4 | 0 |
| Primary metal products | | 4011-B02 | 12/84 | 118.6 | 118.6 | 118.6 | 1.3 | 0 |
| Transportation equipment | | 4011-B03 | 12/84 | 113.4 | 113.4 | 113.4 | 0 | 0 |
| All other shipments | | 4011-B04 | 12/96 | 103.1 | 97.7 | 103.1 | 5.5 | 5.5 |
| Trailer on flatcar shipments(TOFC) | | 4011-2 | 12/96 | 102.8 | 103.0 | 103.0 | .3 | 0 |
| Passenger transportation | | 4011-3 | 12/96 | 115.6 | 106.7 | 112.6 | 5.8 | 5.5 |
| First class | | 4011-301 | 12/96 | 122.5 | (³) | 115.2 | (³) | (³) |
| Coach | | 4011-303 | 12/96 | 113.0 | 104.4 | 110.2 | 6.3 | 5.6 |
| Coach, discount | | 4011-305 | 12/96 | 113.3 | (³) | 113.3 | (³) | (³) |
| Motor freight transportation and warehousing | 42 | | 06/93 | 114.3 | 115.4 | 115.7 | 2.9 | .3 |
| Trucking and courier services, except air | 421 | | 06/93 | 114.6 | 115.6 | 116.0 | 3.0 | .3 |
| Local trucking without storage | 4212 | | 06/93 | 106.3 | 106.3 | 106.8 | 1.4 | .5 |
| Primary services | | 4212-P | 06/93 | 106.1 | 106.1 | 106.7 | 1.5 | .6 |
| General freight | | 4212-1 | 06/93 | 102.3 | 102.3 | 102.5 | -1.9 | .2 |
| Garbage and trash collection | | 4212-2 | 06/93 | 115.4 | 115.4 | 115.9 | 3.3 | .4 |
| Dump trucking | | 4212-3 | 06/93 | 109.5 | 109.5 | 111.2 | 3.1 | 1.6 |
| Other trucking without storage | | 4212-4 | 06/93 | 100.4 | 100.4 | 100.5 | .8 | .1 |
| Agricultural products | | 4212-402 | 06/93 | 100.9 | 100.9 | 100.9 | 0 | 0 |
| Household goods moving | | 4212-403 | 06/93 | 102.7 | 102.7 | 103.6 | -1.0 | .9 |
| Other local trucking without storage, n.e.c. | | 4212-404 | 06/93 | 100.4 | 100.4 | 100.4 | 1.9 | 0 |
| Other receipts | | 4212-SM | 06/93 | 109.7 | 109.7 | 109.3 | .2 | -0.4 |
| Trucking, except local | 4213 | | 06/92 | 117.2 | 118.9 | 119.4 | 3.8 | .4 |
| Primary services | | 4213-P | 06/92 | 117.4 | 119.1 | 119.6 | 3.9 | .4 |
| Agricultural trucking | | 4213-1 | 06/92 | 103.9 | 103.9 | 103.9 | 2.3 | 0 |
| Exempt | | 4213-111 | 06/92 | 100.9 | 100.9 | 100.9 | 1.7 | 0 |
| Nonexempt | | 4213-112 | 06/92 | 112.0 | 112.0 | 112.0 | 3.6 | 0 |
| Household goods carriage | | 4213-2 | 06/92 | 119.6 | 123.7 | 123.8 | 4.5 | .1 |
| General freight | | 4213-3 | 06/92 | 120.8 | 122.5 | 123.1 | 4.4 | .5 |
| Less-than-truckload | | 4213-311 | 06/92 | 136.6 | 139.9 | 141.1 | 7.2 | .9 |
| Truckload | | 4213-312 | 06/92 | 105.4 | 105.6 | 105.7 | 1.1 | .1 |
| Other trucking | | 4213-4 | 06/92 | 105.0 | 105.6 | 105.6 | 1.1 | 0 |
| Leasing of truck with driver | | 4213-5 | 06/92 | 106.9 | 106.9 | 106.9 | .3 | 0 |
| Other receipts | | 4213-SM | 06/92 | 113.5 | 116.0 | 116.0 | 1.3 | 0 |
| Local trucking with storage | 4214 | | 06/93 | 113.1 | 113.1 | 113.1 | 0 | 0 |
| Primary services | | 4214-P | 06/93 | 113.5 | 113.5 | 113.5 | 0 | 0 |
| Other receipts | | 4214-SM | 06/93 | 105.8 | 105.8 | 105.8 | 0 | 0 |
| Courier services, except by air | 4215 | | 12/92 | 126.1 | 126.5 | 126.5 | 3.1 | 0 |
| Primary services | | 4215-P | 12/92 | 126.9 | 127.2 | 127.2 | 3.2 | 0 |
| Local courier services | | 4215-111 | 12/92 | 117.9 | 119.1 | 119.1 | 5.8 | 0 |
| Non-local courier services | | 4215-211 | 12/92 | 129.8 | 130.0 | 130.0 | 2.5 | 0 |
| Public warehousing and storage | 422 | | 06/93 | 108.6 | 109.2 | 109.3 | 2.2 | .1 |
| Farm product warehousing and storage | 4221 | | 12/92 | 105.2 | 110.1 | 110.1 | 5.5 | 0 |
| Primary services | | 4221-P | 12/92 | 105.2 | 110.6 | 110.6 | 5.1 | 0 |
| Warehousing and storage | | 4221-1 | 12/92 | 105.6 | 110.9 | 111.0 | 5.1 | .1 |
| Grain | | 4221-101 | 12/92 | 111.0 | 120.5 | 120.5 | 8.6 | .0 |
| Cotton | | 4221-102 | 12/92 | 106.5 | 109.2 | 109.5 | 2.8 | .3 |
| Other farm products | | 4221-105 | 12/92 | 102.4 | (³) | (³) | (³) | (³) |
| Other storage related services | | 4221-2 | 12/92 | 102.4 | 108.1 | 107.8 | 5.3 | -0.3 |
| Other receipts | | 4221-SM | 12/92 | 104.2 | (³) | 104.2 | 10.6 | (³) |
| Refrigerated warehousing and storage | 4222 | | 12/91 | 105.9 | 105.9 | 106.1 | .6 | .2 |
| Primary services | | 4222-P | 12/91 | 105.6 | 105.6 | 105.8 | .5 | .2 |
| Commodities in cold storage | | 4222-2 | 12/91 | 105.6 | 105.6 | 105.9 | .6 | .3 |
| Fruits, including frozen juices | | 4222-201 | 12/98 | 100.0 | 100.0 | 100.1 | (³) | .1 |
| Vegetables, including potatoes | | 4222-202 | 12/98 | 100.0 | 100.0 | 100.0 | (³) | 0 |
| Meat, poultry, and fish | | 4222-203 | 12/98 | 100.5 | 100.3 | 101.1 | (³) | .8 |
| Prepared foods | | 4222-206 | 12/91 | 106.2 | 106.9 | 106.9 | .7 | 0 |
| Other commodities in cold storage | | 4222-209 | 12/98 | 100.0 | 100.1 | 100.1 | (³) | 0 |
| Storage related services | | 4222-3 | 12/91 | 106.1 | 106.1 | 106.1 | .2 | 0 |
| Other receipts | | 4222-SM | 12/91 | 109.8 | 109.8 | 109.8 | .5 | 0 |

See footnotes at end of table.

**Table 5. Producer price indexes for the net output of selected industries and their products, not seasonally adjusted
—Continued**

| Industry and product ¹ | Industry code | Product code | Index base | Index | | | Percent change to Sep. 1999 from — | |
|---|---------------|--------------|------------|-----------------------|------------------------|------------------------|------------------------------------|------------------|
| | | | | May 1999 ² | Aug. 1999 ² | Sep. 1999 ² | Sep. 1998 | Aug. 1999 |
| General warehousing and storage | 4225 | | 06/93 | 111.3 | 111.5 | 111.6 | 2.6 | 0.1 |
| Primary services | | 4225-P | 06/93 | 111.1 | 111.4 | 111.4 | 1.2 | 0 |
| General merchandise warehouse | | 4225-1 | 06/93 | 105.0 | 105.0 | 105.2 | .9 | .2 |
| Self-service storage | | 4225-2 | 06/93 | 125.9 | 126.7 | 126.4 | 1.7 | -.2 |
| Other receipts | | 4225-SM | 06/93 | 113.4 | 113.4 | 113.4 | 27.4 | 0 |
| United states postal service | 43 | | 06/89 | 135.4 | 135.2 | 135.2 | 2.2 | 0 |
| United States Postal Service | 4311 | | 06/89 | 135.4 | 135.2 | 135.2 | 2.2 | 0 |
| Primary services | | 4311-P | 06/89 | 135.4 | 135.2 | 135.2 | 2.2 | 0 |
| First class mail | | 4311-1 | 06/89 | 129.0 | 129.0 | 129.0 | 1.6 | 0 |
| Letter mail | | 4311-111 | 06/89 | 128.5 | 128.5 | 128.5 | 1.1 | 0 |
| Post cards | | 4311-112 | 06/89 | 134.1 | 134.1 | 134.1 | .2 | 0 |
| Priority mail | | 4311-113 | 06/89 | 132.1 | 132.1 | 132.1 | 6.7 | 0 |
| Second class mail | | 4311-2 | 06/89 | 143.5 | 143.5 | 143.5 | 3.2 | 0 |
| In county mail | | 4311-211 | 06/89 | 130.6 | 130.6 | 130.6 | 1.7 | 0 |
| Regular rate mail | | 4311-212 | 06/89 | 141.7 | 141.7 | 141.7 | 2.2 | 0 |
| Nonprofit rate mail | | 4311-213 | 06/89 | 160.1 | 160.1 | 160.1 | 8.5 | 0 |
| Classroom rate mail | | 4311-214 | 06/89 | 116.9 | 116.9 | 116.9 | 8.6 | 0 |
| Third class mail | | 4311-3 | 06/89 | 152.1 | 152.1 | 152.1 | 3.8 | 0 |
| Single piece mail | | 4311-311 | 06/89 | 153.4 | 153.4 | 153.4 | .9 | 0 |
| Regular bulk mail | | 4311-312 | 06/89 | 151.8 | 151.8 | 151.8 | 3.2 | 0 |
| Nonprofit bulk mail | | 4311-313 | 06/89 | 155.1 | 155.1 | 155.1 | 8.7 | 0 |
| Fourth class mail | | 4311-4 | 06/89 | 150.3 | 150.3 | 150.3 | 8.1 | 0 |
| Parcel post | | 4311-411 | 06/89 | 164.9 | 164.9 | 164.9 | 18.0 | 0 |
| Bound printed matter | | 4311-412 | 06/89 | 126.1 | 126.1 | 126.1 | 4.4 | 0 |
| Special rate mail | | 4311-413 | 06/89 | 126.6 | 126.6 | 126.6 | -9.4 | 0 |
| Library rate mail | | 4311-414 | 06/89 | 173.1 | 173.1 | 173.1 | 4.1 | 0 |
| International mail | | 4311-5 | 06/89 | 114.8 | 107.0 | 107.0 | -6.8 | 0 |
| International air mail | | 4311-511 | 06/89 | 112.1 | 97.1 | 97.1 | -13.4 | 0 |
| International surface mail | | 4311-512 | 06/89 | 154.2 | 159.8 | 159.8 | 3.6 | 0 |
| Terminal dues and transit fees | | 4311-513 | 06/89 | 100.0 | 100.0 | 100.0 | 0 | 0 |
| Special services and fees | | 4311-6 | 06/89 | 136.5 | 136.5 | 136.5 | 1.6 | 0 |
| Special services | | 4311-611 | 06/89 | 139.1 | 139.1 | 139.1 | .9 | 0 |
| Domestic mail fees | | 4311-612 | 06/89 | 125.2 | 125.2 | 125.2 | 6.6 | 0 |
| Other services and fees | | 4311-613 | 06/89 | 136.6 | 136.6 | 136.6 | 9.8 | 0 |
| Express mail | | 4311-912 | 06/89 | 135.4 | 135.4 | 135.4 | 8.8 | 0 |
| Mailgram service | | 4311-913 | 06/89 | 75.0 | 75.0 | 75.0 | 0 | 0 |
| Water transportation | 44 | | 12/92 | 114.4 | 116.3 | 118.4 | 8.7 | 1.8 |
| Deep sea foreign transportation of freight | 441 | | 12/96 | 121.5 | 122.4 | 128.1 | 19.8 | 4.7 |
| Deep sea foreign transportation of freight | 4412 | | 06/88 | 140.0 | 141.3 | 147.9 | 20.6 | 4.7 |
| Primary services | | 4412-P | 06/88 | 141.5 | 143.0 | 149.7 | 21.5 | 4.7 |
| Inbound services | | 4412-1 | 06/88 | 156.2 | 159.3 | 175.3 | 54.4 | 10.0 |
| Outbound services | | 4412-2 | 06/88 | 131.2 | 131.3 | 128.2 | -10.3 | -2.4 |
| Foreign-to-foreign services | | 4412-3 | 06/88 | 123.6 | (³) | (³) | (³) | (³) |
| Deep sea domestic transportation of freight | 442 | | 12/96 | 100.0 | 100.1 | 100.1 | 1.6 | 0 |
| Deep sea domestic transportation of freight | 4424 | | 06/88 | 124.6 | 124.7 | 124.7 | 1.6 | 0 |
| Primary services | | 4424-P | 06/88 | 124.6 | 124.7 | 124.7 | 1.6 | 0 |
| Other receipts | | 4424-SM | 06/88 | 115.2 | 115.2 | 115.2 | 1.0 | 0 |
| Freight transportation, Great Lakes-St. Lawrence Seaway | 443 | | 12/96 | 102.2 | 102.2 | 102.2 | -.1 | 0 |
| Freight transportation on the Great Lakes/St. Lawrence Seaway | 4432 | | 12/91 | 107.3 | 107.3 | 107.3 | -.2 | 0 |
| Primary services | | 4432-P | 12/91 | 107.3 | 107.3 | 107.3 | -.2 | 0 |
| Freight transportation on the Great Lakes/St. Lawrence Seaway | | 4432-3 | 12/98 | 99.9 | 99.9 | 99.9 | (³) | 0 |
| Water transportation of freight, n.e.c. | 444 | | 12/96 | 98.6 | 110.2 | 111.6 | 3.7 | 1.3 |
| Water transportation of freight, n.e.c. | 4449 | | 12/90 | 104.8 | 117.6 | 119.1 | 3.6 | 1.3 |
| Primary services | | 4449-P | 12/90 | 103.7 | 116.9 | 118.6 | 3.4 | 1.5 |
| Mississippi River transportation | | 4449-1 | 12/90 | 103.6 | 120.4 | 122.6 | 4.1 | 1.8 |
| Coal | | 4449-141 | 12/90 | 88.2 | 89.7 | 89.6 | .4 | -.1 |
| Refined petroleum products | | 4449-151 | 12/90 | 114.5 | 116.2 | 117.1 | 5.4 | .8 |
| Other Mississippi River transportation | | 4449-171 | 12/90 | 112.6 | 146.3 | 150.6 | 5.3 | 2.9 |
| Atlantic inland, Pacific inland, and other water transportation of freight, n.e.c. | | 4449-9 | 06/88 | 99.9 | 100.3 | 100.2 | .6 | -.1 |
| Other receipts | | 4449-SM | 12/90 | 116.3 | 119.8 | 119.8 | 7.6 | 0 |
| Marine cargo handling | 4491 | | 12/91 | 106.2 | 108.2 | 106.6 | .6 | -1.5 |
| Primary services | | 4491-P | 12/91 | 107.0 | 109.1 | 107.3 | .7 | -1.6 |
| Stevedoring services | | 4491-3 | 12/98 | 99.9 | 102.9 | 100.5 | (³) | -2.3 |
| Containers | | 4491-301 | 12/98 | 99.5 | 107.3 | 100.7 | (³) | -6.2 |
| Other stevedoring services | | 4491-307 | 12/98 | 100.2 | 100.5 | 100.5 | (³) | 0 |
| Wharfage | | 4491-4 | 12/98 | 102.7 | 102.3 | 101.5 | (³) | -.8 |
| Other marine cargo handling services | | 4491-7 | 12/98 | 100.1 | 100.4 | 100.7 | (³) | .3 |
| Other receipts | | 4491-SM | 12/91 | 101.6 | 102.6 | 102.6 | -.2 | 0 |

See footnotes at end of table.

Table 5. Producer price indexes for the net output of selected industries and their products, not seasonally adjusted
—Continued

| Industry and product ¹ | Industry code | Product code | Index base | Index | | | Percent change to Sep. 1999 from — | |
|--|---------------|--------------|------------|-----------------------|------------------------|------------------------|------------------------------------|------------------|
| | | | | May 1999 ² | Aug. 1999 ² | Sep. 1999 ² | Sep. 1999 | Aug. 1999 |
| Tugging and towing services | 4492 | | 12/92 | 119.5 | 120.0 | 120.1 | 2.6 | 0.1 |
| Primary services | | 4492-P | 12/92 | 119.0 | 119.6 | 119.6 | 2.6 | 0 |
| Ship assistance services | | 4492-1 | 12/92 | 119.0 | 119.6 | 119.6 | 2.6 | 0 |
| Vessel docking and undocking services | | 4492-101 | 12/92 | 116.2 | 117.1 | 117.1 | 1.6 | 0 |
| Auxiliary harbor services | | 4492-102 | 12/92 | 123.8 | 123.8 | 123.9 | 4.0 | .1 |
| Other receipts | | 4492-SM | 12/92 | 122.0 | 122.0 | 122.2 | 2.3 | .2 |
| Transportation by air | 45 | | 12/92 | 130.0 | 131.5 | 132.2 | 5.6 | .5 |
| Air transportation, scheduled and air courier services | 451 | | 12/89 | 156.2 | 158.1 | 159.0 | 5.9 | .6 |
| Air transportation, scheduled | 4512 | | 12/89 | 160.0 | 161.7 | 162.7 | 6.1 | .6 |
| Primary services | | 4512-P | 12/89 | 162.0 | 163.8 | 165.0 | 6.7 | .7 |
| Scheduled air cargo transportation | | 4512-1 | 12/87 | 106.5 | 106.7 | 107.2 | 3.9 | .5 |
| Property | | 4512-111 | 12/87 | 111.0 | 111.4 | 112.0 | 4.9 | .5 |
| Freight | | 4512-11101 | 12/87 | 105.5 | 105.9 | 106.5 | 5.2 | .6 |
| Express | | 4512-11102 | 12/87 | 207.2 | 207.2 | 207.2 | 1.5 | 0 |
| Mail | | 4512-112 | 12/87 | 93.6 | 93.4 | 93.4 | .2 | 0 |
| U.S. mail | | 4512-11201 | 12/87 | 85.9 | 85.7 | 85.7 | .1 | 0 |
| Scheduled air passenger transportation | | 4512-2 | 12/89 | 167.1 | 169.1 | 170.3 | 6.8 | .7 |
| Domestic | | 4512-211 | 12/89 | 172.5 | 175.1 | 176.7 | 7.0 | .9 |
| First class, including business | | 4512-21101 | 12/89 | 154.3 | 154.7 | (³) | (³) | (³) |
| Coach | | 4512-21103 | 12/89 | 175.3 | 176.0 | 176.2 | 4.0 | -.1 |
| Coach discount | | 4512-21104 | 12/89 | 173.8 | 177.9 | 180.3 | 9.2 | 1.3 |
| Other receipts | | 4512-SM | | | | | | |
| Transport-related receipts | | 4512-S | 12/89 | 134.3 | 134.3 | 134.3 | -.4 | 0 |
| Other transport-related receipts | | 4512-SSS | 12/89 | 139.1 | 139.1 | 139.1 | 0 | 0 |
| Air courier services | 4513 | | 12/89 | 116.5 | 119.0 | 119.0 | 4.8 | 0 |
| Primary services | | 4513-P | 12/87 | 117.7 | 121.0 | 121.0 | 5.5 | 0 |
| Domestic air courier services | | 4513-2 | 12/98 | 103.2 | 107.0 | 107.0 | (³) | 0 |
| International air courier services | | 4513-3 | 12/98 | 100.4 | 100.4 | 100.4 | (³) | 0 |
| Air transportation, nonscheduled | 452 | | 12/96 | 102.1 | 102.5 | 102.4 | 3.3 | -.1 |
| Air transportation, nonscheduled | 4522 | | 06/92 | 109.1 | 109.5 | 109.4 | 3.3 | -.1 |
| Primary services | | 4522-P | 06/92 | 109.7 | 109.9 | 109.9 | 3.3 | 0 |
| Air taxi service | | 4522-1 | 06/92 | 114.8 | 115.0 | 115.0 | 1.1 | 0 |
| Air taxi service, passenger and cargo | | 4522-101 | 06/92 | 108.2 | 108.4 | 108.3 | 1.1 | -.1 |
| Air ambulance | | 4522-102 | 06/92 | 128.8 | (³) | 129.2 | .9 | (³) |
| Charter service, excluding air taxi | | 4522-2 | 06/92 | 100.6 | (³) | (³) | (³) | (³) |
| Other receipts | | 4522-SM | 06/92 | 105.0 | 106.8 | 105.8 | 3.5 | -.9 |
| Airports, flying fields, and airport terminal services | 458 | | 12/96 | 109.2 | 109.7 | 110.6 | 4.5 | .8 |
| Airports, flying fields, and airport services | 4581 | | 06/92 | 116.9 | 117.4 | 118.4 | 4.6 | .9 |
| Primary services | | 4581-P | 06/92 | 115.9 | 116.4 | 117.4 | 4.4 | .9 |
| Services provided by airports | | 4581-1 | 06/92 | 122.3 | 122.7 | 124.2 | 6.2 | 1.2 |
| Commercial airport services | | 4581-111 | 06/92 | 123.2 | 122.5 | 124.3 | 6.2 | 1.5 |
| Lease space for concessions | | 4581-11111 | 06/92 | 143.5 | 139.3 | 145.8 | 13.6 | 4.7 |
| Services rendered to air passenger & cargo carriers | | 4581-11112 | 06/92 | 117.5 | 119.7 | 117.7 | 0 | -1.7 |
| Other commercial airport services | | 4581-11113 | 06/92 | 94.2 | 94.9 | 94.8 | 1.9 | -.1 |
| Non-commercial airport services | | 4581-112 | 06/92 | 117.3 | 124.1 | 124.1 | 5.8 | 0 |
| Airplane Services | | 4581-2 | 06/92 | 107.0 | 107.6 | 107.9 | 1.9 | .3 |
| Fueling services | | 4581-211 | 06/92 | 102.1 | 102.8 | 103.4 | 1.2 | .6 |
| Maintenance & repair services | | 4581-212 | 06/92 | 110.5 | 110.5 | 110.5 | 1.7 | 0 |
| Hangar & tie-down services | | 4581-213 | 06/92 | 107.3 | 110.7 | 110.4 | 3.7 | -.3 |
| Other airplane services | | 4581-214 | 06/92 | 102.6 | 103.1 | 107.2 | 6.3 | 4.0 |
| Other receipts | | 4581-SM | 06/92 | 132.7 | 133.7 | 134.2 | 6.7 | .4 |
| Pipe lines, except natural gas | 46 | | 12/86 | 98.5 | 98.7 | 98.6 | -.6 | -.1 |
| Crude petroleum pipelines | 4612 | | 06/86 | 95.6 | 95.4 | 95.5 | -1.4 | .1 |
| Primary services | | 4612-P | 06/86 | 93.2 | 93.0 | 93.1 | -1.7 | .1 |
| Crude petroleum pipelines | | 4612-3 | 06/86 | 90.5 | 90.2 | 90.3 | -1.7 | .1 |
| Trans-Alaskan pipelines | | 4612-311 | 06/86 | 76.1 | 76.1 | 76.1 | -4.6 | .0 |
| Non-Trans-Alaskan pipelines | | 4612-321 | 06/86 | 116.7 | 116.2 | 116.3 | 1.3 | .1 |
| Other receipts | | 4612-SM | 06/86 | 122.1 | 122.0 | 122.5 | 1.1 | .4 |
| Refined petroleum pipelines | 4613 | | 06/86 | 105.2 | 106.4 | 105.8 | 1.1 | -.6 |
| Primary services | | 4613-P | 06/86 | 105.3 | 105.0 | 104.5 | -.2 | -.5 |
| Refined petroleum pipelines | | 4613-1 | 06/86 | 106.8 | 106.5 | 106.0 | -.2 | -.5 |
| Other receipts | | 4613-SM | 02/94 | 103.1 | 121.4 | 119.0 | 15.4 | -2.0 |
| Travel agencies | 4724 | | 12/89 | 112.1 | 117.3 | 116.4 | 1.9 | -.8 |
| Primary services | | 4724-P | 12/89 | 112.8 | 118.0 | 117.1 | 2.0 | -.8 |
| Airline arrangements | | 4724-1 | 12/89 | 105.1 | 108.9 | 107.5 | -.4 | -1.3 |
| Domestic flights | | 4724-111 | 12/89 | 107.7 | 114.4 | 112.6 | 6.7 | -1.6 |
| International flights | | 4724-112 | 12/89 | 98.4 | 93.5 | 93.8 | -30.2 | .3 |

See footnotes at end of table.

Table 5. Producer price indexes for the net output of selected industries and their products, not seasonally adjusted
—Continued

| Industry and product ¹ | Industry code | Product code | Index base | Index | | | Percent change to Sep. 1999 from — | |
|---|---------------|--------------|------------|-----------------------|------------------------|------------------------|------------------------------------|-----------|
| | | | | May 1999 ² | Aug. 1999 ² | Sep. 1999 ² | Sep. 1998 | Aug. 1999 |
| Travel agencies—Continued | | | | | | | | |
| Other travel arrangements, except airline | | 4724-2 | 12/89 | 137.6 | 147.0 | 147.5 | 18.7 | 0.3 |
| Hotel bookings | | 4724-211 | 12/89 | 149.8 | 168.5 | 168.4 | 34.4 | -1 |
| Cruise bookings | | 4724-213 | 12/89 | 141.4 | 155.0 | 157.5 | 17.8 | 1.6 |
| Other travel arrangements | | 4724-216 | 06/96 | 123.5 | 120.2 | 120.0 | 1.9 | -2 |
| Arrangement of transportation of freight and cargo | 473 | | 12/96 | 97.6 | 97.2 | 97.7 | 0 | .5 |
| Freight transportation arrangement | 4731 | | 12/94 | 99.6 | 99.2 | 99.7 | 0 | .5 |
| Primary services | | 4731-P | 12/94 | 99.5 | 99.2 | 99.6 | -1 | .4 |
| Freight forwarding | | 4731-1 | 12/94 | 94.9 | 94.9 | 94.9 | .7 | 0 |
| Arrangement of freight and cargo n.e.c. | | 4731-2 | 12/94 | 103.4 | 102.7 | 103.6 | -7 | .9 |
| Telephone communications | 481 | | 06/99 | (⁹) | 100.0 | 100.0 | (⁹) | 0 |
| Wireless telecommunications | 4812 | | 06/99 | (⁹) | 99.5 | 98.4 | (⁹) | -1.1 |
| Primary services | | 4812-P | 06/99 | (⁹) | 99.5 | 98.4 | (⁹) | -1.1 |
| Cellular and other wireless voice grade services | | 4812-1 | 06/99 | (⁹) | 99.4 | 98.0 | (⁹) | -1.4 |
| Paging services | | 4812-2 | 06/99 | (⁹) | 100.0 | 103.9 | (⁹) | 3.9 |
| Telephone communications, except radiotelephone | 4813 | | 06/95 | 97.0 | 96.8 | 97.1 | -1.4 | .3 |
| Primary products | | 4813-P | 06/95 | 97.0 | 96.8 | 97.1 | -1.4 | .3 |
| Local service, except private lines | | 4813-1 | 06/95 | 100.5 | 100.5 | 100.6 | .3 | .1 |
| Residence local service | | 4813-111 | 06/95 | 100.2 | 100.2 | 100.4 | .3 | .2 |
| Business local service | | 4813-112 | 06/95 | 100.5 | 100.5 | 100.5 | .1 | 0 |
| Coin local service | | 4813-113 | 06/95 | 101.7 | 101.7 | 101.8 | .1 | .1 |
| Other local service | | 4813-114 | 06/95 | 102.3 | 102.5 | 102.5 | .2 | 0 |
| Directory assistance | | 4813-11401 | 06/95 | 103.6 | 104.0 | 104.0 | .4 | 0 |
| Other local service, except directory assistance | | 4813-11409 | 06/95 | 100.0 | 100.0 | 100.0 | 0 | 0 |
| Public switched toll service | | 4813-2 | 06/95 | 93.9 | 93.6 | 94.0 | -2.9 | .4 |
| Residence switched toll service | | 4813-21 | 06/95 | 97.3 | 97.6 | 99.0 | .3 | 1.4 |
| Intrastate residence switched toll service | | 4813-211 | 06/95 | 96.8 | 97.1 | 96.7 | -5 | -4 |
| Interstate residence switched toll service | | 4813-212 | 06/95 | 106.8 | 107.0 | 110.3 | 1.8 | 3.1 |
| International residence switched toll service | | 4813-213 | 06/95 | 69.5 | 70.3 | 72.7 | -2.0 | 3.4 |
| Business switched toll service | | 4813-22 | 06/95 | 89.9 | 88.9 | 88.1 | -6.9 | -9 |
| Business switched access toll service | | 4813-221 | 06/95 | 100.5 | 101.8 | 101.1 | -4.4 | -7 |
| Outbound business switched access toll service | | 4813-2211 | 06/95 | 107.9 | 110.9 | 110.2 | -4.7 | -6 |
| Intrastate business switched access toll service, outbound | | 4813-22111 | 06/95 | 104.1 | 104.9 | 104.8 | -.8 | -1 |
| Interstate business switched access toll service, outbound | | 4813-22112 | 06/95 | 120.6 | 129.7 | 129.2 | -9.1 | -4 |
| International business switched access toll service, outbound | | 4813-22113 | 06/95 | 92.3 | 87.0 | 83.6 | -1.9 | -3.9 |
| Inbound business switched access toll service | | 4813-2212 | 06/95 | 87.8 | 86.0 | 85.4 | -3.7 | -7 |
| Intrastate business switched access toll service, inbound | | 4813-22121 | 06/95 | 74.4 | 74.8 | 74.2 | -1.9 | -8 |
| Interstate business switched access toll service, inbound | | 4813-22122 | 06/95 | 83.7 | 80.2 | 79.1 | -8.8 | -1.4 |
| International business switched access toll service, inbound | | 4813-22123 | 06/95 | 75.7 | 69.2 | 69.2 | 13.3 | 0 |
| Business special access switched toll service, except private lines | | 4813-222 | 06/95 | 72.0 | 67.2 | 66.0 | -12.9 | -1.8 |
| Outbound business special access switched toll service | | 4813-2221 | 06/95 | 63.1 | 58.8 | 57.0 | -13.8 | -3.1 |
| Intrastate business special access switched toll service, outbound | | 4813-22211 | 06/95 | 66.0 | 69.9 | 68.7 | -2.6 | -1.7 |
| Interstate business special access switched toll service, outbound | | 4813-22212 | 06/95 | 63.5 | 58.1 | 55.7 | -11.4 | -4.1 |
| International business special access switched toll service, outbound | | 4813-22213 | 06/95 | 57.7 | 50.2 | 48.0 | -27.7 | -4.4 |
| Inbound business special access switched toll service | | 4813-2222 | 06/95 | 88.0 | 82.2 | 82.2 | -11.9 | 0 |
| Intrastate business special access switched toll service, inbound | | 4813-22221 | 06/95 | 79.9 | 77.1 | 77.1 | -4.1 | 0 |
| Interstate business special access switched toll service, inbound | | 4813-22222 | 06/95 | 100.0 | 90.1 | 90.1 | -17.9 | 0 |
| International business special access switched toll service, inbound | | 4813-22223 | 06/95 | 96.2 | 96.3 | 95.9 | -.6 | -.4 |
| Other toll service | | 4813-29 | 06/95 | 102.0 | 101.2 | 101.2 | -1.1 | 0 |
| Private line service | | 4813-3 | 06/95 | 100.3 | 100.3 | 100.3 | .0 | .0 |
| Intrastate private line service | | 4813-31 | 06/95 | 100.8 | 100.8 | 100.8 | 0 | 0 |
| LEC intrastate private line service | | 4813-311 | 06/95 | 101.0 | 100.9 | 100.9 | 0 | 0 |
| Other telephone services | | 4813-9 | 06/95 | 100.8 | 100.2 | 100.8 | .2 | .6 |
| Directory advertising | | 4813-91 | 06/95 | 101.0 | 100.2 | 101.0 | .2 | .8 |
| Other telephone services | | 4813-99 | 06/95 | 100.0 | 100.0 | 100.0 | 0 | 0 |
| Radio broadcasting | 4832 | | 06/88 | 163.0 | 161.7 | 163.6 | 6.6 | 1.2 |
| Primary services | | 4832-P | 06/88 | 162.8 | 161.5 | 163.4 | 6.6 | 1.2 |
| Local station time sales | | 4832-1 | 06/88 | 167.9 | 166.5 | 166.6 | 6.8 | 1.3 |
| Local advertising | | 4832-102 | 12/95 | 124.9 | 124.1 | 125.0 | 6.1 | .7 |
| National and regional advertising | | 4832-104 | 12/95 | 118.7 | 116.8 | 120.6 | 10.0 | 3.3 |
| Network time sales | | 4832-3 | 12/95 | 119.0 | 119.4 | 119.4 | 7.1 | 0 |
| Other radio services (including sale of programming) | | 4832-4 | 06/88 | 119.3 | 119.3 | 119.3 | -1.2 | 0 |
| Cable and other pay television services | 484 | | 12/96 | 110.6 | 111.3 | 111.2 | 3.1 | -1 |
| Cable and other pay television services | 4841 | | 06/93 | 115.9 | 116.7 | 116.6 | 3.1 | -1 |
| Primary services | | 4841-P | 06/93 | 115.6 | 116.2 | 116.2 | 3.2 | 0 |

See footnotes at end of table.

Table 5. Producer price indexes for the net output of selected industries and their products, not seasonally adjusted
—Continued

| Industry and product ¹ | Industry code | Product code | Index base | Index | | | Percent change to Sep. 1999 from — | |
|--|---------------|--------------|------------|-----------------------|------------------------|------------------------|------------------------------------|-----------|
| | | | | May 1999 ² | Aug. 1999 ² | Sep. 1999 ² | Sep. 1998 | Aug. 1999 |
| Cable and other pay television services—Continued | | | | | | | | |
| Subscriber services | | 4841-1 | 06/93 | 114.2 | 115.3 | 115.1 | 3.1 | -0.2 |
| Advertising | | 4841-2 | 06/93 | 127.4 | 125.2 | 125.7 | 2.4 | .4 |
| National/local spot | | 4841-201 | 06/93 | 122.9 | 121.4 | 123.2 | 5.2 | 1.5 |
| Network advertising | | 4841-202 | 06/93 | 129.2 | 126.7 | 126.7 | 1.3 | 0 |
| Network affiliate services | | 4841-3 | 06/93 | 119.4 | 119.4 | 119.4 | 3.5 | 0 |
| Electric power and natural gas utilities | | | | | | | | |
| 4981 | 4981 | | 12/90 | 107.6 | 113.3 | 114.2 | .4 | .8 |
| Primary products | | 4981-P | 12/90 | 107.2 | 112.9 | 113.9 | .5 | .9 |
| Electric power | | 4981-1 | 12/90 | 108.5 | 114.6 | 115.2 | -5 | .5 |
| Sales to ultimate consumers | | 4981-1A | 12/90 | 108.5 | 114.6 | 115.2 | -5 | .5 |
| Residential | | 4981-11 | 12/90 | 108.3 | 113.2 | 114.2 | 0 | .9 |
| New England | | 4981-111 | 12/90 | 108.4 | 108.9 | 108.1 | -4 | -7 |
| Investor owned utilities | | 4981-11131 | 12/90 | 109.0 | 109.7 | 108.9 | -2 | -7 |
| Non-investor owned utilities | | 4981-11141 | 12/90 | 100.3 | 98.5 | 98.8 | -1.4 | .3 |
| Middle Atlantic | | 4981-112 | 12/90 | 109.3 | 109.8 | 110.5 | -2.0 | .6 |
| Investor owned utilities | | 4981-11231 | 12/90 | 109.3 | 109.9 | 110.8 | -1.9 | .8 |
| Non-investor owned utilities | | 4981-11241 | 12/90 | 114.1 | 102.3 | 91.0 | -3.5 | -11.0 |
| East North Central | | 4981-113 | 12/90 | 110.7 | 115.4 | 115.5 | -3 | .1 |
| Investor owned utilities | | 4981-11331 | 12/90 | 110.7 | 115.6 | 115.6 | -4 | 0 |
| Non-investor owned utilities | | 4981-11341 | 12/90 | 109.9 | 111.1 | 112.4 | 1.9 | 1.2 |
| West North Central | | 4981-114 | 12/90 | 101.7 | 123.8 | 124.4 | 1.7 | .5 |
| Investor owned utilities | | 4981-11431 | 12/90 | 101.5 | 125.5 | 126.3 | 2.0 | .6 |
| Non-investor owned utilities | | 4981-11441 | 12/90 | 102.8 | 116.3 | 116.2 | .3 | -1 |
| South Atlantic | | 4981-115 | 12/90 | 103.3 | 111.6 | 112.3 | -3 | .6 |
| Investor owned utilities | | 4981-11531 | 12/90 | 103.1 | 112.0 | 112.9 | -3 | .8 |
| Non-investor owned utilities | | 4981-11541 | 12/90 | 105.4 | 107.0 | 107.1 | .3 | .1 |
| East South Central | | 4981-116 | 12/90 | 109.7 | 109.9 | 110.0 | -2 | .1 |
| Investor owned utilities | | 4981-11631 | 12/90 | 107.7 | 107.9 | 108.0 | -8 | .1 |
| Non-investor owned utilities | | 4981-11641 | 12/90 | 113.7 | 113.7 | 113.7 | 1.0 | 0 |
| West South Central | | 4981-117 | 12/90 | 113.1 | 119.3 | 122.4 | 1.2 | 2.6 |
| Investor owned utilities | | 4981-11731 | 12/90 | 113.8 | 120.2 | 123.7 | 1.1 | 2.9 |
| Non-investor owned utilities | | 4981-11741 | 12/90 | 107.2 | 112.1 | 112.2 | 1.9 | .1 |
| Mountain | | 4981-118 | 12/90 | 107.9 | 108.0 | 108.9 | -1.4 | .8 |
| Investor owned utilities | | 4981-11831 | 12/90 | 104.3 | 104.6 | 105.8 | -5 | 1.1 |
| Non-investor owned utilities | | 4981-11841 | 12/90 | 123.1 | 122.5 | 122.6 | -4.4 | .1 |
| Pacific | | 4981-119 | 12/90 | 109.5 | 110.2 | 111.1 | .8 | .8 |
| Investor owned utilities | | 4981-11931 | 12/90 | 109.0 | 109.7 | 110.0 | 1.0 | .3 |
| Non-investor owned utilities | | 4981-11941 | 12/90 | 111.1 | 111.7 | 114.7 | .1 | 2.7 |
| Commercial | | 4981-12 | 12/90 | 110.5 | 119.1 | 119.3 | -1.0 | .2 |
| New England | | 4981-121 | 12/90 | 102.7 | 113.6 | 110.3 | -2.6 | -2.9 |
| Investor owned utilities | | 4981-12131 | 12/90 | 102.7 | 114.2 | 110.8 | -2.7 | -3.0 |
| Non-investor owned utilities | | 4981-12141 | 12/90 | 102.5 | 101.5 | 100.8 | -2.1 | -7 |
| Middle Atlantic | | 4981-122 | 12/90 | 105.4 | 115.6 | 116.7 | -1.4 | 1.0 |
| Investor owned utilities | | 4981-12231 | 12/90 | 105.5 | 115.8 | 117.0 | -1.3 | 1.0 |
| Non-investor owned utilities | | 4981-12241 | 12/90 | 90.5 | 91.7 | 90.2 | 1.8 | -1.6 |
| East North Central | | 4981-123 | 12/90 | 111.4 | 117.1 | 117.1 | .1 | 0 |
| Investor owned utilities | | 4981-12331 | 12/90 | 111.8 | 117.8 | 117.8 | .1 | 0 |
| Non-investor owned utilities | | 4981-12341 | 12/90 | 105.8 | 106.8 | 107.3 | .4 | .5 |
| West North Central | | 4981-124 | 12/90 | 95.1 | 118.0 | 118.7 | .3 | .6 |
| Investor owned utilities | | 4981-12431 | 12/90 | 94.7 | 120.9 | 121.8 | .4 | .7 |
| Non-investor owned utilities | | 4981-12441 | 12/90 | 96.6 | 107.2 | 107.2 | .1 | 0 |
| South Atlantic | | 4981-125 | 12/90 | 100.5 | 103.8 | 104.7 | -1.4 | .9 |
| Investor owned utilities | | 4981-12531 | 12/90 | 100.7 | 104.4 | 105.4 | -1.8 | 1.0 |
| Non-investor owned utilities | | 4981-12541 | 12/90 | 98.9 | 99.5 | 99.9 | 1.2 | .4 |
| East South Central | | 4981-126 | 12/90 | 101.7 | 102.4 | 102.6 | -1.4 | .2 |
| Investor owned utilities | | 4981-12631 | 12/90 | 99.7 | 100.5 | 100.8 | -2.2 | .3 |
| Non-investor owned utilities | | 4981-12641 | 12/90 | 107.7 | 107.7 | 107.7 | .5 | 0 |
| West South Central | | 4981-127 | 12/90 | 112.4 | 116.4 | 114.6 | -2.3 | -1.5 |
| Investor owned utilities | | 4981-12731 | 12/90 | 113.8 | 118.0 | 116.0 | -2.6 | -1.7 |
| Non-investor owned utilities | | 4981-12741 | 12/90 | 102.1 | 104.7 | 104.8 | 0 | .1 |
| Mountain | | 4981-128 | 12/90 | 101.4 | 102.7 | 102.9 | -1.1 | .2 |
| Investor owned utilities | | 4981-12831 | 12/90 | 97.6 | 99.1 | 99.3 | -1.4 | .2 |
| Non-investor owned utilities | | 4981-12841 | 12/90 | 121.8 | 121.7 | 121.7 | -1 | 0 |
| Pacific | | 4981-129 | 12/90 | 135.5 | 153.2 | 153.9 | -3 | .5 |
| Investor owned utilities | | 4981-12931 | 12/90 | 145.3 | 166.6 | 166.5 | -5 | -1 |
| Non-investor owned utilities | | 4981-12941 | 12/90 | 99.4 | 105.2 | 108.3 | .6 | 2.9 |
| Industrial | | 4981-13 | 12/90 | 107.1 | 112.4 | 112.8 | -8 | .4 |
| New England | | 4981-131 | 12/90 | 99.2 | 104.5 | 102.7 | -2.8 | -1.7 |
| Investor owned utilities | | 4981-13131 | 12/90 | 98.8 | 105.2 | 103.2 | -3.1 | -1.9 |
| Non-investor owned utilities | | 4981-13141 | 12/90 | 100.7 | 99.8 | 99.2 | -1.9 | -6 |
| Middle Atlantic | | 4981-132 | 12/90 | 100.7 | 109.0 | 109.9 | -3.3 | .8 |
| Investor owned utilities | | 4981-13231 | 12/90 | 101.2 | 109.7 | 110.8 | -3.4 | 1.0 |
| East North Central | | 4981-133 | 12/90 | 115.8 | 122.2 | 122.3 | .7 | .1 |
| Investor owned utilities | | 4981-13331 | 12/90 | 116.5 | 123.0 | 123.0 | .7 | 0 |
| Non-investor owned utilities | | 4981-13341 | 12/90 | 101.0 | 105.2 | 108.8 | 1.5 | 3.4 |
| West North Central | | 4981-134 | 12/90 | 100.3 | 114.7 | 118.3 | 3.5 | 3.1 |
| Investor owned utilities | | 4981-13431 | 12/90 | 101.6 | 117.3 | 121.6 | 4.0 | 3.7 |
| Non-investor owned utilities | | 4981-13441 | 12/90 | 94.1 | 102.4 | 102.4 | .7 | 0 |

See footnotes at end of table.

Table 5. Producer price indexes for the net output of selected industries and their products, not seasonally adjusted
—Continued

| Industry and product ¹ | Industry code | Product code | Index base | Index | | | Percent change to Sep. 1999 from — | |
|---|---------------|--------------|------------|-----------------------|------------------------|------------------------|------------------------------------|-----------|
| | | | | May 1999 ² | Aug. 1999 ² | Sep. 1999 ² | Sep. 1998 | Aug. 1999 |
| Electric power and natural gas utilities—Continued | | | | | | | | |
| South Atlantic | | 4981-135 | 12/90 | 102.1 | 107.1 | 108.1 | -0.2 | 0.9 |
| Investor owned utilities | | 4981-13531 | 12/90 | 103.0 | 108.5 | 109.6 | -3 | 1.0 |
| Non-investor owned utilities | | 4981-13541 | 12/90 | 95.0 | 95.1 | 95.3 | .2 | .2 |
| East South Central | | 4981-136 | 12/90 | 101.9 | 102.0 | 102.2 | -1.0 | .2 |
| Investor owned utilities | | 4981-13631 | 12/90 | 95.0 | 95.4 | 95.6 | -2.4 | .2 |
| Non-investor owned utilities | | 4981-13641 | 12/90 | 107.2 | 107.2 | 107.2 | 0 | 0 |
| West South Central | | 4981-137 | 12/90 | 110.8 | 113.3 | 111.3 | -2.6 | -1.8 |
| Investor owned utilities | | 4981-13731 | 12/90 | 110.4 | 112.7 | 110.6 | -3.0 | -1.9 |
| Non-investor owned utilities | | 4981-13741 | 12/90 | 114.7 | 118.4 | 118.1 | .2 | -3 |
| Mountain | | 4981-138 | 12/90 | 90.6 | 92.0 | 93.8 | -2.1 | 2.0 |
| Investor owned utilities | | 4981-13831 | 12/90 | 88.8 | 90.4 | 92.5 | -8 | 2.3 |
| Non-investor owned utilities | | 4981-13841 | 12/90 | 102.2 | 102.4 | 102.4 | -9.5 | 0 |
| Pacific | | 4981-139 | 12/90 | 117.9 | 122.7 | 122.7 | -4 | 0 |
| Investor owned utilities | | 4981-13931 | 12/90 | 126.5 | 133.4 | 132.9 | -6 | -4 |
| Non-investor owned utilities | | 4981-13941 | 12/90 | 100.3 | 101.0 | 102.0 | .1 | 1.0 |
| Other ultimate consumers | | 4981-14 | 12/90 | 104.6 | 109.1 | 109.5 | .1 | .4 |
| New England | | 4981-141 | 12/90 | 116.7 | 116.2 | 115.4 | 3.2 | -7 |
| Investor owned utilities | | 4981-14131 | 12/90 | 117.5 | 117.0 | 116.2 | 4.1 | -7 |
| Non-investor owned utilities | | 4981-14141 | 12/90 | 112.8 | 112.2 | 111.5 | -1.2 | -6 |
| Middle Atlantic | | 4981-142 | 12/90 | 95.5 | 96.0 | 96.1 | -2 | .1 |
| Investor owned utilities | | 4981-14231 | 12/90 | 105.3 | 106.4 | 106.6 | -2.4 | .2 |
| Non-investor owned utilities | | 4981-14241 | 12/90 | 85.7 | 85.7 | 85.7 | 2.4 | 0 |
| East North Central | | 4981-143 | 12/90 | 121.0 | 125.7 | 125.4 | 0 | -2 |
| Investor owned utilities | | 4981-14331 | 12/90 | 121.4 | 126.4 | 126.2 | .1 | -2 |
| Non-investor owned utilities | | 4981-14341 | 12/90 | 110.0 | 110.1 | 109.3 | -1 | -7 |
| West North Central | | 4981-144 | 12/90 | 104.8 | 112.3 | 112.6 | -2.1 | .3 |
| Investor owned utilities | | 4981-14431 | 12/90 | 106.1 | 114.7 | 115.2 | -2.5 | .4 |
| Non-investor owned utilities | | 4981-14441 | 12/90 | 102.3 | 107.6 | 107.6 | -1.3 | 0 |
| South Atlantic | | 4981-145 | 12/90 | 101.6 | 107.5 | 107.0 | -7 | -5 |
| Investor owned utilities | | 4981-14531 | 12/90 | 101.4 | 107.7 | 107.2 | -7 | -5 |
| Non-investor owned utilities | | 4981-14541 | 12/90 | 103.3 | 103.8 | 103.7 | .2 | -1 |
| East South Central | | 4981-146 | 12/90 | 95.6 | 99.3 | 99.7 | -2.2 | .4 |
| Investor owned utilities | | 4981-14631 | 12/90 | 96.6 | 102.1 | 102.7 | -2.9 | .6 |
| Non-investor owned utilities | | 4981-14641 | 12/90 | 92.6 | 92.6 | 92.6 | 0 | 0 |
| West South Central | | 4981-147 | 12/90 | 95.7 | 102.1 | 103.3 | 1.3 | 1.2 |
| Investor owned utilities | | 4981-14731 | 12/90 | 95.0 | 102.1 | 103.6 | 1.5 | 1.5 |
| Non-investor owned utilities | | 4981-14741 | 12/90 | 100.9 | 101.2 | 100.7 | -3 | -5 |
| Mountain | | 4981-148 | 12/90 | 120.7 | 122.3 | 122.4 | .2 | .1 |
| Investor owned utilities | | 4981-14831 | 12/90 | 117.6 | 119.7 | 119.8 | .6 | .1 |
| Non-investor owned utilities | | 4981-14841 | 12/90 | 128.9 | 129.0 | 129.0 | -1.3 | 0 |
| Pacific | | 4981-149 | 12/90 | 104.4 | 114.1 | 116.1 | .5 | 1.8 |
| Investor owned utilities | | 4981-14931 | 12/90 | 108.8 | 128.1 | 128.0 | .9 | -1 |
| Non-investor owned utilities | | 4981-14941 | 12/90 | 100.6 | 103.1 | 106.6 | .2 | 3.4 |
| Natural gas | | 4981-2 | 12/90 | 104.5 | 107.9 | 111.2 | 5.9 | 3.1 |
| Sales to ultimate consumers | | 4981-2A | 12/90 | 104.6 | 108.1 | 111.6 | 6.2 | 3.2 |
| Residential | | 4981-21 | 12/90 | 111.0 | 114.1 | 117.2 | 4.5 | 2.7 |
| New England | | 4981-211 | 12/90 | 97.8 | 98.6 | 98.4 | -5.5 | -2 |
| Investor owned utilities | | 4981-21131 | 12/90 | 97.7 | 98.5 | 98.3 | -5.6 | -2 |
| Middle Atlantic | | 4981-212 | 12/90 | 121.3 | 120.2 | 122.2 | .2 | 1.7 |
| Investor owned utilities | | 4981-21231 | 12/90 | 121.1 | 120.0 | 122.0 | .2 | 1.7 |
| East North Central | | 4981-213 | 12/90 | 102.2 | 104.8 | 108.6 | 3.5 | 3.6 |
| Investor owned utilities | | 4981-21331 | 12/90 | 101.8 | 104.5 | 108.4 | 3.5 | 3.7 |
| West North Central | | 4981-214 | 12/90 | 112.9 | 117.9 | 122.2 | 12.8 | 3.6 |
| Investor owned utilities | | 4981-21431 | 12/90 | 114.1 | 118.7 | 123.1 | 12.1 | 3.7 |
| Non-investor owned utilities | | 4981-21441 | 12/90 | 98.1 | 108.4 | 111.8 | 24.1 | 3.1 |
| South Atlantic | | 4981-215 | 12/90 | 121.0 | 122.1 | 122.9 | .5 | .7 |
| Investor owned utilities | | 4981-21531 | 12/90 | 122.4 | 123.7 | 124.5 | .6 | .6 |
| Non-investor owned utilities | | 4981-21541 | 12/90 | 105.3 | 104.9 | 105.6 | -5 | .7 |
| East South Central | | 4981-216 | 12/90 | 108.5 | 115.1 | 114.8 | 3.3 | -3 |
| Investor owned utilities | | 4981-21631 | 12/90 | 105.5 | 112.9 | 111.6 | 1.5 | -1.2 |
| Non-investor owned utilities | | 4981-21641 | 12/90 | 116.0 | 120.5 | 122.6 | 8.0 | 1.7 |
| West South Central | | 4981-217 | 12/90 | 90.4 | 100.0 | 105.7 | 10.3 | 5.7 |
| Investor owned utilities | | 4981-21731 | 12/90 | 88.4 | 98.2 | 103.9 | 9.1 | 5.8 |
| Non-investor owned utilities | | 4981-21741 | 12/90 | 109.7 | 117.4 | 123.2 | 21.7 | 4.9 |
| Mountain | | 4981-218 | 12/90 | 115.5 | 116.8 | 117.1 | 1.6 | .3 |
| Investor owned utilities | | 4981-21831 | 12/90 | 116.3 | 117.5 | 117.7 | 1.3 | .2 |
| Non-investor owned utilities | | 4981-21841 | 12/90 | 104.0 | 107.1 | 107.1 | 5.6 | 0 |
| Pacific | | 4981-219 | 12/90 | 125.4 | 133.9 | 140.9 | 15.7 | 5.2 |
| Investor owned utilities | | 4981-21931 | 12/90 | 125.1 | 133.6 | 140.6 | 15.7 | 5.2 |
| Commercial | | 4981-22 | 12/90 | 103.1 | 107.2 | 111.3 | 8.2 | 3.8 |
| New England | | 4981-221 | 12/90 | 87.5 | 88.6 | 88.3 | -8.9 | -3 |
| Investor owned utilities | | 4981-22131 | 12/90 | 87.3 | 88.4 | 88.1 | -9.0 | -3 |
| Middle Atlantic | | 4981-222 | 12/90 | 110.7 | 111.0 | 115.6 | 5.9 | 4.1 |
| Investor owned utilities | | 4981-22231 | 12/90 | 110.7 | 110.9 | 115.6 | 6.0 | 4.2 |
| East North Central | | 4981-223 | 12/90 | 103.5 | 107.2 | 110.5 | 4.2 | 3.1 |
| Investor owned utilities | | 4981-22331 | 12/90 | 102.7 | 106.6 | 110.0 | 4.0 | 3.2 |
| West North Central | | 4981-224 | 12/90 | 102.5 | 108.6 | 113.4 | 17.1 | 4.4 |
| Investor owned utilities | | 4981-22431 | 12/90 | 102.9 | 109.0 | 113.9 | 17.3 | 4.5 |

See footnotes at end of table.

**Table 5. Producer price indexes for the net output of selected industries and their products, not seasonally adjusted
—Continued**

| Industry and product ¹ | Industry code | Product code | Index base | Index | | | Percent change to Sep. 1998 from — | |
|--|---------------|--------------|------------|-----------------------|------------------------|------------------------|------------------------------------|------------------|
| | | | | May 1999 ² | Aug. 1999 ² | Sep. 1999 ² | Sep. 1998 | Aug. 1999 |
| Electric power and natural gas utilities—Continued | | | | | | | | |
| Non-investor owned utilities | | 4981-22441 | 12/90 | 98.0 | 103.6 | 105.8 | 13.4 | 2.1 |
| South Atlantic | | 4981-225 | 12/90 | 117.8 | 121.7 | 126.5 | 13.1 | 3.9 |
| Investor owned utilities | | 4981-22531 | 12/90 | 119.2 | 123.5 | 128.6 | 14.0 | 4.1 |
| Non-investor owned utilities | | 4981-22541 | 12/90 | 100.8 | 99.9 | 101.8 | 1.2 | 1.9 |
| East South Central | | 4981-226 | 12/90 | 110.5 | 116.6 | 118.0 | 2.3 | 1.2 |
| Investor owned utilities | | 4981-22631 | 12/90 | 107.7 | 114.6 | 115.5 | 1.6 | .8 |
| Non-investor owned utilities | | 4981-22641 | 12/90 | 116.2 | 120.5 | 123.1 | 3.6 | 2.2 |
| West South Central | | 4981-227 | 12/90 | 84.7 | 97.5 | 103.5 | 13.0 | 6.2 |
| Investor owned utilities | | 4981-22731 | 12/90 | 82.6 | 95.7 | 101.6 | 11.8 | 6.2 |
| Non-investor owned utilities | | 4981-22741 | 12/90 | 110.3 | 119.4 | 126.3 | 26.0 | 5.8 |
| Mountain | | 4981-228 | 12/90 | 116.9 | 118.2 | 118.2 | 1.5 | 0 |
| Investor owned utilities | | 4981-22831 | 12/90 | 118.4 | 119.6 | 119.6 | 1.3 | 0 |
| Non-investor owned utilities | | 4981-22841 | 12/90 | 100.7 | 102.4 | 102.4 | 4.0 | 0 |
| Pacific | | 4981-229 | 12/90 | 90.1 | 94.4 | 101.4 | 17.9 | 7.4 |
| Investor owned utilities | | 4981-22931 | 12/90 | 90.0 | 94.2 | 101.3 | 17.9 | 7.5 |
| Industrial | | 4981-23 | 12/90 | 97.7 | 102.8 | 106.5 | 7.9 | 3.6 |
| New England | | 4981-231 | 12/90 | 69.9 | 70.3 | 70.3 | -6.9 | 0 |
| Investor owned utilities | | 4981-23131 | 12/90 | 69.9 | 70.3 | 70.3 | -7.0 | 0 |
| Middle Atlantic | | 4981-232 | 12/90 | 107.3 | 109.0 | 113.8 | 5.2 | 4.4 |
| Investor owned utilities | | 4981-23231 | 12/90 | 107.6 | 109.2 | 114.1 | 5.2 | 4.5 |
| East North Central | | 4981-233 | 12/90 | 98.7 | 105.4 | 108.7 | 6.0 | 3.1 |
| Investor owned utilities | | 4981-23331 | 12/90 | 98.6 | 105.4 | 108.7 | 6.3 | 3.1 |
| West North Central | | 4981-234 | 12/90 | 91.6 | 97.0 | 98.3 | 11.6 | 1.3 |
| Investor owned utilities | | 4981-23431 | 12/90 | 91.4 | 96.3 | 97.5 | 10.4 | 1.2 |
| Non-investor owned utilities | | 4981-23441 | 12/90 | 94.8 | 111.8 | 114.4 | 37.3 | 2.3 |
| South Atlantic | | 4981-235 | 12/90 | 104.2 | 108.6 | 118.0 | 17.3 | 8.7 |
| Investor owned utilities | | 4981-23531 | 12/90 | 106.1 | 111.1 | 121.8 | 19.9 | 9.6 |
| Non-investor owned utilities | | 4981-23541 | 12/90 | 92.3 | 93.2 | 94.8 | .7 | 1.7 |
| East South Central | | 4981-236 | 12/90 | 106.8 | 108.7 | 113.1 | 3.6 | 4.0 |
| Investor owned utilities | | 4981-23631 | 12/90 | 104.3 | 104.9 | 110.3 | 4.2 | 5.1 |
| Non-investor owned utilities | | 4981-23641 | 12/90 | 111.3 | 115.8 | 118.2 | 2.5 | 2.1 |
| West South Central | | 4981-237 | 12/90 | 92.4 | 99.8 | 100.1 | 2.5 | .3 |
| Investor owned utilities | | 4981-23731 | 12/90 | 92.2 | 99.6 | 99.8 | 2.1 | .2 |
| Mountain | | 4981-238 | 12/90 | 116.1 | 115.4 | 115.5 | -.5 | .1 |
| Investor owned utilities | | 4981-23831 | 12/90 | 116.2 | 115.5 | 115.6 | -.5 | .1 |
| Non-investor owned utilities | | 4981-23841 | 12/90 | 100.1 | 100.2 | (³) | (³) | (³) |
| Pacific | | 4981-239 | 12/90 | 97.1 | 102.4 | 111.4 | 25.7 | 8.8 |
| Investor owned utilities | | 4981-23931 | 09/97 | 112.5 | 118.6 | 129.1 | 25.8 | 8.9 |
| Electric utilities | | 4981-24 | 12/90 | 77.6 | 80.2 | 84.6 | 17.5 | 5.5 |
| East North Central | | 4981-243 | 12/90 | 85.8 | 90.3 | 100.5 | 6.3 | 11.3 |
| Investor owned utilities | | 4981-24331 | 12/90 | 86.0 | 90.5 | 100.6 | 7.2 | 11.2 |
| West North Central | | 4981-244 | 12/90 | 107.3 | 121.9 | 132.8 | 43.9 | 8.9 |
| Investor owned utilities | | 4981-24431 | 12/90 | 122.9 | 135.5 | 151.7 | 41.9 | 12.0 |
| Non-investor owned utilities | | 4981-24441 | 12/90 | 84.2 | (³) | 104.7 | 47.9 | (³) |
| Other ultimate consumers | | 4981-25 | 12/90 | 105.3 | 108.3 | 112.1 | 5.3 | 3.5 |
| New England | | 4981-251 | 12/90 | 71.9 | 74.3 | 74.3 | -6.5 | 0 |
| Middle Atlantic | | 4981-252 | 12/90 | 122.6 | 122.9 | 125.6 | .5 | 2.2 |
| Investor owned utilities | | 4981-25231 | 12/90 | 122.6 | 122.9 | 125.6 | .5 | 2.2 |
| East North Central | | 4981-253 | 12/90 | 112.2 | 113.7 | 115.1 | -2.2 | 1.2 |
| Investor owned utilities | | 4981-25331 | 12/90 | 112.1 | 113.7 | 115.1 | -2.2 | 1.2 |
| West North Central | | 4981-254 | 12/90 | 110.0 | 113.2 | 115.9 | 9.5 | 5.6 |
| Investor owned utilities | | 4981-25431 | 12/90 | 111.8 | 113.6 | 120.1 | 7.0 | 5.7 |
| Non-investor owned utilities | | 4981-25441 | 12/90 | 96.8 | 110.5 | 115.1 | 32.5 | 4.2 |
| South Atlantic | | 4981-255 | 12/90 | 118.0 | 124.7 | 128.6 | 12.0 | 3.1 |
| Non-investor owned utilities | | 4981-25541 | 12/90 | 112.0 | 111.0 | 110.9 | -1.2 | -.1 |
| East South Central | | 4981-256 | 12/90 | 107.4 | 115.5 | 116.8 | .8 | 1.1 |
| Investor owned utilities | | 4981-25631 | 12/90 | 105.7 | 113.4 | 112.3 | -2.3 | -1.0 |
| Non-investor owned utilities | | 4981-25641 | 12/90 | 112.2 | 121.5 | 130.9 | 10.7 | 7.7 |
| West South Central | | 4981-257 | 12/90 | 93.3 | 101.7 | 106.3 | 10.7 | 4.5 |
| Investor owned utilities | | 4981-25731 | 12/90 | 92.9 | 101.4 | 106.1 | 11.0 | 4.6 |
| Non-investor owned utilities | | 4981-25741 | 12/90 | 124.0 | 123.7 | 123.7 | -.3 | 0 |
| Mountain | | 4981-258 | 12/90 | 104.0 | 108.4 | 108.3 | 3.6 | -.1 |
| Investor owned utilities | | 4981-25831 | 12/90 | 114.7 | 115.7 | 115.4 | 1.1 | -.3 |
| Non-investor owned utilities | | 4981-25841 | 12/90 | 88.9 | 98.0 | 98.0 | 7.8 | 0 |
| Pacific | | 4981-259 | 12/90 | 77.8 | 78.0 | 88.1 | 25.5 | 12.9 |
| Investor owned utilities | | 4981-25931 | 12/90 | 77.8 | 78.0 | 88.1 | 25.5 | 12.9 |
| Delivered to ultimate consumers for the account of others (transportation only) | | 4981-26 | 12/90 | 101.5 | 102.0 | 101.7 | -.8 | -.3 |
| Commercial consumer | | 4981-261 | 12/90 | 191.5 | 190.8 | 190.8 | -.3 | 0 |
| Investor owned utilities | | 4981-26111 | 12/90 | 196.5 | 194.8 | 194.8 | -.8 | 0 |
| Industrial consumer | | 4981-262 | 12/90 | 94.5 | 95.3 | 94.8 | -1.1 | -.5 |
| Investor owned utilities | | 4981-26211 | 12/90 | 94.2 | 95.0 | 94.6 | -1.0 | -.4 |
| Non-investor owned utilities | | 4981-26212 | 12/90 | 105.8 | 105.8 | 105.8 | .2 | 0 |
| Electric utilities | | 4981-263 | 12/90 | 225.3 | 225.3 | 225.3 | 0 | 0 |
| Investor owned utilities | | 4981-26311 | 12/90 | 225.3 | 225.3 | 225.3 | 0 | 0 |
| Other consumers | | 4981-264 | 12/90 | 67.6 | 68.3 | 68.2 | -.1 | -.1 |
| Investor owned utilities | | 4981-26411 | 12/90 | 67.6 | 68.3 | 68.2 | -.1 | -.1 |

See footnotes at end of table.

Table 5. Producer price indexes for the net output of selected industries and their products, not seasonally adjusted—Continued

| Industry and product ¹ | Industry code | Product code | Index base | Index | | | Percent change to Sep. 1999 from — | |
|---|---------------|--------------|------------|-----------------------|------------------------|------------------------|------------------------------------|------------------|
| | | | | May 1999 ² | Aug. 1999 ² | Sep. 1999 ² | Sep. 1998 | Aug. 1999 |
| Electric power and natural gas utilities—Continued | | | | | | | | |
| Utility products and services, other than distribution and transportation | | 4981-3 | 12/90 | 127.2 | 127.3 | 127.3 | 0.2 | 0 |
| Secondary products and miscellaneous receipts | | 4981-SM | | | | | | |
| Miscellaneous receipts | | 4981-M | 12/90 | 112.3 | 112.8 | 112.8 | .3 | 0 |
| Scrap and waste materials | 5093 | | 12/86 | 120.4 | 134.8 | 138.3 | 13.3 | 2.6 |
| Primary products | | 5093-P | 12/86 | 121.5 | 136.1 | 139.7 | 13.3 | 2.6 |
| Metal scrap | | 5093-A | 12/86 | 133.7 | 143.5 | 145.8 | 6.5 | 1.6 |
| Ferrous scrap | | 5093-1 | 12/86 | 122.2 | 130.0 | 133.4 | 1.4 | 2.6 |
| Carbon steel scrap | | 5093-11 | 12/86 | 126.6 | 134.8 | 136.8 | -1.4 | 1.5 |
| Heavy melting scrap | | 5093-111 | 12/86 | 124.0 | 131.5 | 133.8 | .9 | 1.7 |
| South | | 5093-11115 | 12/86 | 132.7 | 139.3 | 144.1 | -4.9 | 3.4 |
| West | | 5093-11218 | 12/86 | 110.3 | 112.9 | 114.6 | 0 | 1.5 |
| Pennsylvania, Middle Atlantic, New England | | 5093-11117 | 06/96 | 68.5 | (³) | (³) | (³) | (³) |
| North Central | | 5093-11118 | 06/96 | 72.1 | 76.3 | 77.1 | 2.1 | 1.0 |
| Bundles | | 5093-112 | 12/86 | 123.7 | 137.9 | 139.1 | -2.5 | .9 |
| South | | 5093-11215 | 12/86 | 156.8 | 173.3 | 171.2 | -2.2 | -1.2 |
| North Central | | 5093-11218 | 06/96 | 65.8 | 74.0 | 75.9 | -2.9 | 2.6 |
| Shredded scrap | | 5093-113 | 12/86 | 98.4 | 99.1 | 101.1 | -.5 | 2.0 |
| South | | 5093-11315 | 12/86 | 115.2 | 117.5 | 123.2 | -1.9 | 4.9 |
| Pennsylvania, Middle Atlantic, New England | | 5093-11317 | 06/96 | 75.1 | (³) | (³) | (³) | (³) |
| North Central | | 5093-11318 | 06/96 | 68.1 | 69.4 | 69.4 | 3.7 | 0 |
| Cut plate and structural scrap | | 5093-114 | 12/86 | 127.6 | 132.4 | 133.8 | -6.0 | 1.1 |
| South | | 5093-11415 | 12/86 | 112.7 | 125.0 | 125.4 | -1.6 | .3 |
| West | | 5093-11416 | 06/96 | 61.7 | 60.8 | 60.8 | -18.4 | 0 |
| North Central | | 5093-11418 | 06/96 | 81.2 | 80.8 | 82.2 | -6.9 | 1.7 |
| Other carbon steel scrap | | 5093-115 | 12/86 | 147.7 | 158.0 | 161.6 | -1.9 | 2.3 |
| North Central | | 5093-11518 | 06/96 | 60.1 | 67.7 | 68.0 | -7.5 | .4 |
| Stainless and alloy steel scrap | | 5093-12 | 12/86 | 109.8 | 117.1 | 133.3 | 40.9 | 13.8 |
| West | | 5093-12116 | 03/90 | 67.2 | 71.4 | 75.3 | 32.1 | 5.5 |
| Pennsylvania, Middle Atlantic, New England | | 5093-12117 | 06/96 | 65.2 | 73.9 | 80.0 | 26.8 | 8.3 |
| Cast iron scrap | | 5093-13 | 12/86 | 106.1 | 108.1 | 107.8 | -7.0 | -3 |
| South | | 5093-13115 | 12/86 | 141.8 | (³) | (³) | (³) | (³) |
| North Central | | 5093-13118 | 06/96 | 67.5 | 68.6 | 68.8 | -11.2 | .3 |
| Nonferrous scrap | | 5093-2 | 12/86 | 146.0 | 157.9 | 159.1 | 11.9 | .8 |
| Aluminum scrap | | 5093-21 | 12/86 | 133.6 | 144.0 | 146.6 | 14.6 | 1.8 |
| Aluminum scrap - new | | 5093-211 | 12/86 | 137.6 | 146.7 | 149.1 | 16.0 | 1.6 |
| Solids and clippings | | 5093-21111 | 12/86 | 132.2 | 140.4 | 143.6 | 14.6 | 2.3 |
| Borings and turnings | | 5093-21112 | 06/96 | 87.7 | 95.5 | 93.8 | 24.9 | -1.8 |
| Aluminum scrap - old | | 5093-212 | 12/86 | 124.7 | 136.3 | 138.9 | 13.0 | 1.9 |
| Used cans | | 5093-21211 | 12/86 | 126.8 | 140.5 | 145.8 | 13.1 | 3.8 |
| Other old scrap | | 5093-21212 | 12/86 | 118.8 | 126.9 | 125.7 | 13.0 | -.9 |
| Copper and brass scrap | | 5093-22 | 12/86 | 112.1 | 121.1 | 124.5 | 2.8 | 2.8 |
| No. 1 heavy wire | | 5093-221 | 12/86 | 96.7 | 102.0 | 107.5 | .7 | 5.4 |
| No. 2 wire, mixed | | 5093-222 | 12/86 | 119.3 | 127.4 | 128.0 | 2.2 | .5 |
| Yellow brass | | 5093-223 | 12/86 | 124.1 | 128.5 | 129.1 | .1 | .5 |
| Other copper and brass scrap | | 5093-224 | 12/86 | 101.0 | 121.8 | 125.9 | 10.9 | 3.4 |
| Other nonferrous scrap | | 5093-26 | 12/86 | 117.8 | 119.0 | 164.6 | 5.2 | 38.3 |
| Recovered paper | | 5093-B | 12/86 | 82.0 | 112.3 | 119.7 | 53.1 | 6.6 |
| Corrugated | | 5093-51 | 12/86 | 66.3 | 98.0 | 99.6 | 60.9 | 1.6 |
| Northeast | | 5093-511 | 12/86 | 26.1 | 51.8 | 50.6 | 102.4 | -2.3 |
| North Central | | 5093-512 | 12/86 | 89.6 | 166.9 | 184.1 | 74.3 | 10.3 |
| South | | 5093-513 | 12/86 | 92.9 | 145.6 | 152.9 | 76.2 | 5.0 |
| West | | 5093-514 | 12/86 | 52.7 | 66.2 | 62.2 | 31.5 | -6.0 |
| News | | 5093-52 | 12/86 | 68.3 | 87.8 | 93.5 | 43.0 | 6.5 |
| Northeast | | 5093-521 | 12/86 | 90.0 | 130.2 | 141.0 | 90.3 | 8.3 |
| North central | | 5093-522 | 12/86 | 30.0 | 40.2 | 45.2 | 62.6 | 12.4 |
| South | | 5093-523 | 12/86 | 92.2 | 118.2 | 129.0 | 32.3 | 9.1 |
| West | | 5093-524 | 12/86 | 105.9 | 126.9 | 131.8 | 22.7 | 3.9 |
| Mixed papers | | 5093-53 | 12/86 | 222.8 | 471.6 | 492.0 | 174.1 | 4.3 |
| Northeast | | 5093-531 | 12/86 | 456.3 | 973.4 | 1,017.0 | 180.6 | 4.5 |
| North central | | 5093-532 | 12/86 | 59.0 | 157.5 | 155.7 | 178.0 | -1.1 |
| South | | 5093-533 | 12/86 | 162.2 | 187.0 | 189.7 | 14.6 | 1.4 |
| West | | 5093-534 | 12/86 | 103.3 | 144.0 | 158.9 | 55.8 | 10.3 |
| High grades: pulp substitutes and deinking | | 5093-54 | 12/86 | 80.6 | 94.2 | 106.1 | 27.4 | 12.6 |
| Northeast | | 5093-541 | 12/86 | 41.2 | 52.1 | 57.8 | 51.7 | 10.9 |
| North central | | 5093-542 | 12/86 | 96.6 | 112.5 | 126.2 | 24.7 | 12.2 |
| South | | 5093-543 | 12/86 | 102.4 | 108.7 | 130.1 | 22.7 | 19.7 |
| West | | 5093-544 | 12/86 | 158.5 | 184.7 | 206.0 | 18.3 | 11.5 |
| Waste paper exports | | 5093-55 | 12/86 | 97.9 | 125.5 | 129.1 | 49.6 | 2.9 |
| Waste materials other than metal and paper | | 5093-C | 12/86 | 106.1 | 107.9 | 108.5 | -4.3 | .6 |
| Waste rags and textile waste | | 5093-6 | 12/86 | 104.9 | 104.9 | 104.9 | -2.5 | 0 |
| Wiping cloths | | 5093-7 | 12/86 | 87.6 | 87.6 | 87.6 | -4.6 | 0 |
| Other waste materials, incl. glass, plastic, oil | | 5093-8 | 12/86 | 122.5 | 127.9 | 129.6 | -6.0 | 1.3 |
| Plastics | | 5093-821 | 06/96 | 76.6 | 78.7 | 82.5 | -4.8 | 4.8 |
| Glass | | 5093-831 | 06/96 | 124.2 | 125.3 | 125.3 | -.7 | 0 |
| Other receipts | | 5093-SM | 12/86 | 122.6 | 120.8 | 121.4 | -.7 | .5 |

See footnotes at end of table.

Table 5. Producer price indexes for the net output of selected industries and their products, not seasonally adjusted
—Continued

| Industry and product ¹ | Industry code | Product code | Index base | Index | | | Percent change to Sep. 1999 from — | |
|---|---------------|--------------|------------|-----------------------|------------------------|------------------------|------------------------------------|------------------|
| | | | | May 1999 ² | Aug. 1999 ² | Sep. 1999 ² | Sep. 1998 | Aug. 1999 |
| Life insurance carriers | 631 | | 12/98 | 100.4 | 99.3 | 99.9 | (³) | 0.6 |
| Life insurance carriers | 6311 | | 12/98 | 100.4 | 99.3 | 99.9 | (³) | .6 |
| Primary services | | 6311-P | 12/98 | 100.4 | 99.3 | 99.9 | (³) | .6 |
| Life insurance policies | | 6311-1 | 12/98 | 100.2 | 99.2 | 99.8 | (³) | .6 |
| Individual life insurance policies | | 6311-101 | 12/98 | 100.1 | 98.9 | 99.5 | (³) | .6 |
| Term life insurance policies | | 6311-10101 | 12/98 | 99.6 | 98.0 | 98.3 | (³) | .3 |
| Whole life insurance policies | | 6311-10102 | 12/98 | 100.1 | 100.6 | 100.5 | (³) | -.1 |
| Universal life insurance policies | | 6311-10103 | 12/98 | 100.8 | 98.0 | 99.7 | (³) | 1.7 |
| Other individual life insurance policies | | 6311-10104 | 12/98 | 100.0 | 100.4 | 100.3 | (³) | -.1 |
| Group life insurance policies | | 6311-102 | 12/98 | 100.4 | 99.6 | 100.2 | (³) | .6 |
| Annuities | | 6311-2 | 12/98 | 101.0 | 99.8 | 100.4 | (³) | .6 |
| Variable deferred annuities | | 6311-201 | 12/98 | 100.6 | 102.3 | 104.5 | (³) | 2.2 |
| Fixed-rate deferred annuities | | 6311-202 | 12/98 | 103.6 | 99.2 | 98.8 | (³) | -.4 |
| Immediate annuities | | 6311-203 | 12/98 | 98.8 | 97.9 | 97.8 | (³) | -.1 |
| Property and casualty insurance | 633 | | 12/98 | 100.6 | 100.8 | 100.8 | (³) | 0 |
| Property and casualty insurance | 6331 | | 06/98 | 100.7 | 100.8 | 100.9 | 1.0 | .1 |
| Primary services | | 6331-P | 06/98 | 100.7 | 100.8 | 100.9 | 1.0 | .1 |
| Private passenger auto insurance | | 6331-1 | 06/98 | 101.5 | 101.4 | 101.3 | 1.7 | -.1 |
| Private passenger auto insurance, California | | 6331-101 | 06/98 | 101.7 | 101.2 | 101.5 | 1.6 | .3 |
| Private passenger auto insurance, New York | | 6331-102 | 06/98 | 99.7 | 99.4 | 99.7 | -.5 | .3 |
| Private passenger auto insurance, Texas | | 6331-103 | 06/98 | 100.0 | 98.0 | 97.3 | -2.1 | -.7 |
| Private passenger auto insurance, Florida | | 6331-104 | 06/98 | 103.2 | 103.3 | 104.0 | 4.6 | .7 |
| Private passenger auto insurance, Pennsylvania | | 6331-105 | 06/98 | 102.8 | 102.9 | 102.9 | 4.4 | 0 |
| Private passenger auto insurance, Illinois | | 6331-106 | 06/98 | 102.0 | 102.1 | 102.1 | 4.2 | 0 |
| Private passenger auto insurance, Ohio | | 6331-107 | 06/98 | 100.5 | 100.6 | 100.6 | 1.0 | 0 |
| Private passenger auto insurance, Michigan | | 6331-108 | 06/98 | 100.2 | 100.7 | 100.8 | 1.0 | .1 |
| Private passenger auto insurance, New Jersey | | 6331-109 | 06/98 | 98.6 | 98.6 | 96.2 | -4.1 | -2.4 |
| Private passenger auto insurance, North Carolina | | 6331-111 | 06/98 | 101.9 | 102.7 | 102.8 | 2.5 | .1 |
| Private passenger auto insurance, all other areas | | 6331-112 | 06/98 | 102.0 | 102.2 | 102.2 | 2.5 | 0 |
| Homeowner's insurance | | 6331-2 | 06/98 | 102.7 | 103.2 | 103.3 | 2.7 | .1 |
| Homeowner's insurance, California | | 6331-201 | 06/98 | 100.5 | 100.3 | 100.4 | .2 | .1 |
| Homeowner's insurance, New York | | 6331-202 | 06/98 | 100.3 | 100.5 | 100.4 | 0 | -.1 |
| Homeowner's insurance, Texas | | 6331-203 | 06/98 | 105.5 | 106.2 | 105.4 | 1.3 | -.8 |
| Homeowner's insurance, Florida | | 6331-204 | 06/98 | 99.4 | 99.4 | 99.0 | -.5 | -.4 |
| Homeowner's insurance, Pennsylvania | | 6331-205 | 06/98 | 105.5 | 104.0 | 103.1 | 2.6 | -.9 |
| Homeowner's insurance, all other areas | | 6331-206 | 06/98 | 103.1 | 103.9 | 104.3 | 3.9 | .4 |
| Commercial auto insurance | | 6331-3 | 06/98 | 99.9 | 100.1 | 100.4 | .2 | .3 |
| Non-auto liability insurance | | 6331-4 | 06/98 | 100.2 | 100.5 | 100.4 | .4 | -.1 |
| Product liability insurance | | 6331-401 | 06/98 | 98.8 | 99.2 | 99.4 | .8 | .2 |
| Medical malpractice insurance | | 6331-402 | 06/98 | 101.6 | 102.0 | 102.0 | 1.6 | 0 |
| Other non-auto liability insurance | | 6331-403 | 06/98 | 100.0 | 100.3 | 100.0 | 0 | -.3 |
| Commercial multiple peril insurance | | 6331-5 | 06/98 | 99.4 | 99.4 | 99.5 | -.3 | .1 |
| Worker's compensation insurance | | 6331-6 | 06/98 | 98.4 | 98.8 | 98.9 | -.4 | .1 |
| Inland marine insurance | | 6331-7 | 06/98 | 100.1 | 100.4 | 100.4 | .5 | 0 |
| Surety and financial guaranty insurance | | 6331-8 | 06/98 | 97.8 | 97.4 | 97.4 | -2.6 | 0 |
| Fidelity insurance | | 6331-9 | 06/98 | 99.2 | 99.2 | 99.2 | -.1 | 0 |
| Other property and casualty insurance | | 6331-A | 06/98 | 101.2 | 102.0 | 102.1 | 1.8 | .1 |
| Operators and lessors of nonresidential buildings | 6512 | | 12/95 | 105.5 | 105.6 | 106.3 | 2.8 | .7 |
| Primary services | | 6512-P | 12/95 | 105.5 | 105.6 | 106.3 | 2.8 | .7 |
| Operators and lessors of retail property | | 6512-1 | 12/95 | 108.2 | 109.4 | 109.5 | 1.6 | .1 |
| Shopping centers over 400,000 square feet | | 6512-101 | 12/95 | 110.7 | 114.3 | 112.7 | 1.4 | -.4 |
| Enclosed shopping centers over 400,000 square feet | | 6512-10101 | 12/95 | 110.5 | 114.1 | 112.3 | 1.0 | -.6 |
| Open shopping centers over 400,000 square feet | | 6512-10102 | 12/95 | 112.7 | (³) | (³) | (³) | (³) |
| Shopping centers under 400,000 square feet | | 6512-102 | 12/95 | 107.7 | 107.9 | 108.7 | 1.8 | .7 |
| Enclosed shopping centers under 400,000 square feet | | 6512-10201 | 12/95 | 103.5 | 104.3 | 104.3 | .9 | 0 |
| Open shopping centers under 400,000 square feet | | 6512-10202 | 12/95 | 108.1 | 108.3 | 109.1 | 1.8 | .7 |
| Other retail property | | 6512-103 | 12/95 | 103.8 | 105.6 | 106.1 | 1.1 | .5 |
| Operators and lessors of office property | | 6512-2 | 12/95 | 106.2 | 105.8 | 106.5 | 3.8 | .7 |
| Operators and lessors of industrial property | | 6512-3 | 12/95 | 106.4 | 106.6 | 106.6 | 6.7 | 0 |
| Operators and lessors of auditoriums and theaters | | 6512-4 | 12/95 | 93.2 | (³) | 93.2 | -7.7 | (³) |
| Operators and lessors of piers and docks | | 6512-5 | 12/95 | 96.3 | 96.3 | 104.2 | 7.8 | 8.2 |
| Operators and lessors of other nonresidential property | | 6512-6 | 12/95 | 92.8 | 93.2 | 94.0 | .9 | .9 |
| Other receipts | | 6512-SM | 12/95 | 121.0 | (³) | (³) | (³) | (³) |
| Real estate agents and managers | 653 | | 12/96 | 104.6 | 105.5 | 104.7 | 1.0 | -.8 |
| Real estate agents and managers | 6531 | | 12/95 | 104.1 | 105.0 | 104.2 | 1.0 | -.8 |
| Primary services | | 6531-P | 12/95 | 104.1 | 105.0 | 104.2 | 1.0 | -.8 |
| Real estate brokerage | | 6531-1 | 12/95 | 106.0 | 106.8 | 106.8 | 2.3 | 0 |
| Real estate brokerage, residential sales | | 6531-11 | 12/95 | 105.6 | 106.5 | 106.5 | 2.4 | 0 |
| Real estate brokerage, sales of residential units | | 6531-111 | 12/95 | 105.7 | 106.5 | 106.5 | 2.4 | 0 |
| Residential sales, northeast region | | 6531-1111 | 12/95 | 100.1 | 100.1 | 100.1 | .7 | 0 |
| Residential sales, Boston-Brockton-Nashua CMSA | | 6531-11111 | 12/95 | 122.7 | 123.2 | (³) | (³) | (³) |
| Residential sales, New York-No.NJ-Long Island CMSA | | 6531-11112 | 12/95 | 118.0 | (³) | 116.4 | 5.1 | (³) |
| Residential sales, Philadelphia-Wilmington-Atlantic City CMSA | | 6531-11113 | 12/95 | (³) | (³) | (³) | (³) | (³) |

See footnotes at end of table.

Table 5. Producer price indexes for the net output of selected industries and their products, not seasonally adjusted—Continued

| Industry and product ¹ | Industry code | Product code | Index base | Index | | | Percent change to Sep. 1999 from — | |
|--|---------------|--------------|------------|-----------------------|------------------------|------------------------|------------------------------------|------------------|
| | | | | May 1999 ² | Aug. 1999 ² | Sep. 1999 ² | Sep. 1998 | Aug. 1999 |
| Real estate agents and managers—Continued | | | | | | | | |
| Residential sales, other northeast region areas | | 6531-11114 | 12/95 | 97.4 | (⁹) | 97.5 | -0.5 | (⁹) |
| Residential sales, midwest region | | 6531-11112 | 12/95 | 111.7 | 111.9 | 111.9 | 2.7 | 0 |
| Residential sales, Chicago-Gary-Kenosha CMSA | | 6531-11121 | 12/95 | 102.7 | 103.5 | 103.7 | 1.4 | .2 |
| Residential sales, Detroit-Ann Arbor-Flint CMSA | | 6531-11122 | 12/95 | 118.5 | (⁹) | 118.5 | 5.9 | (⁹) |
| Residential sales, other midwest region areas | | 6531-11123 | 12/95 | 112.3 | 112.4 | 112.5 | 2.6 | .1 |
| Residential sales, south region | | 6531-11113 | 12/95 | 109.0 | 110.2 | 109.6 | 2.0 | -5 |
| Residential sales, Washington-Baltimore CMSA | | 6531-11131 | 12/95 | 103.3 | 103.6 | 103.6 | 2.1 | 0 |
| Residential sales, Atlanta MSA | | 6531-11132 | 12/95 | 111.5 | 114.5 | (⁹) | (⁹) | (⁹) |
| Residential sales, Dallas-Fort Worth CMSA | | 6531-11133 | 12/95 | (⁹) | (⁹) | (⁹) | (⁹) | (⁹) |
| Residential sales, other south region areas | | 6531-11135 | 12/95 | 109.6 | 110.9 | 110.1 | 1.8 | -7 |
| Residential sales, west region | | 6531-11114 | 12/95 | 101.9 | 103.3 | 103.9 | 3.9 | .6 |
| Residential sales, Denver-Boulder-Greeley CMSA | | 6531-11141 | 12/95 | 123.2 | (⁹) | 125.7 | 8.0 | (⁹) |
| Residential sales, Los Angeles-Riverside-Orange County CMSA | | 6531-11142 | 12/95 | 112.4 | 114.1 | 116.1 | 6.8 | 1.8 |
| Residential sales, San Francisco-Oakland-San Jose CMSA | | 6531-11143 | 12/95 | 132.2 | 135.4 | 136.2 | 4.7 | .6 |
| Residential sales, other west region areas | | 6531-11144 | 12/95 | 97.4 | 98.4 | 98.9 | 3.2 | .5 |
| Real estate brokerage, sales of residential land | | 6531-112 | 12/95 | 104.1 | 105.3 | 106.3 | 1.4 | .9 |
| Real estate brokerage, residential leasing | | 6531-12 | 12/95 | 114.4 | 116.8 | 116.8 | 6.6 | 0 |
| Real estate brokerage, commercial sales | | 6531-13 | 12/95 | 105.4 | 105.0 | 105.2 | -6 | .2 |
| Commercial sales, office property | | 6531-131 | 12/95 | 106.1 | 105.1 | 105.6 | -1.7 | .5 |
| Commercial sales, retail property | | 6531-132 | 12/95 | 108.3 | (⁹) | 108.3 | 0 | (⁹) |
| Commercial sales, industrial property | | 6531-133 | 12/95 | 103.1 | 103.6 | 103.3 | 1.1 | -3 |
| Commercial sales, residential property with five or more units | | 6531-134 | 12/95 | (⁹) | (⁹) | (⁹) | (⁹) | (⁹) |
| Commercial sales, farms and land | | 6531-135 | 12/95 | 104.7 | 104.7 | 104.7 | 0 | 0 |
| Real estate brokerage, commercial leasing | | 6531-14 | 12/95 | 107.3 | 108.9 | 108.3 | 2.8 | -6 |
| Commercial leasing, office property | | 6531-141 | 12/95 | 106.0 | 107.3 | 107.1 | 2.6 | -2 |
| Commercial leasing, retail property | | 6531-142 | 12/95 | 107.6 | (⁹) | 107.8 | (⁹) | (⁹) |
| Commercial leasing, industrial property | | 6531-143 | 12/95 | 112.7 | 115.5 | (⁹) | (⁹) | (⁹) |
| Property management | | 6531-2 | 12/95 | 101.6 | 102.6 | 100.4 | -2.0 | -2.1 |
| Residential property management | | 6531-21 | 12/95 | 103.0 | 104.1 | 98.9 | -3.1 | -5.0 |
| Residential property management, apartment buildings | | 6531-211 | 12/95 | 103.1 | 102.7 | 103.2 | 2.4 | .5 |
| Residential property management, other property | | 6531-212 | 12/95 | 103.0 | 105.6 | 94.2 | -8.9 | -10.8 |
| Nonresidential property management | | 6531-22 | 12/95 | 97.9 | 98.7 | 104.2 | .7 | 5.6 |
| Nonresidential property management, office property | | 6531-221 | 12/95 | 94.8 | 96.2 | 104.8 | 1.4 | 8.9 |
| Nonresidential property management, retail property | | 6531-222 | 12/95 | 101.5 | 101.4 | 101.5 | -1.2 | .1 |
| Nonresidential property management, industrial property | | 6531-223 | 12/95 | 105.2 | (⁹) | 105.2 | .4 | (⁹) |
| Nonresidential property management, other property | | 6531-224 | 12/95 | 102.4 | (⁹) | 102.7 | .2 | (⁹) |
| Real estate appraising | | 6531-3 | 12/95 | 109.6 | 109.4 | 112.0 | 10.8 | 2.4 |
| Residential real estate appraising | | 6531-301 | 12/95 | 109.2 | 108.6 | 111.5 | 10.8 | 2.7 |
| Commercial real estate appraising | | 6531-302 | 12/95 | 114.6 | 116.1 | 115.9 | 10.1 | -2 |
| Other real estate appraising, including land | | 6531-303 | 12/95 | 105.5 | 115.3 | 112.0 | 6.2 | -2.9 |
| Real estate consulting | | 6531-4 | 12/95 | 98.8 | (⁹) | (⁹) | (⁹) | (⁹) |
| Hotels and motels | 701 | | 12/96 | 113.2 | 113.8 | 112.8 | 4.1 | -9 |
| Hotels and motels | 7011 | | 06/93 | 125.5 | 126.2 | 125.0 | 4.1 | -1.0 |
| Primary services | | 7011-P | 06/93 | 125.4 | 126.1 | 124.9 | 4.0 | -1.0 |
| Guestroom rental | | 7011-1 | 06/93 | 131.2 | 132.2 | 130.6 | 4.9 | -1.2 |
| Limited service hotels and motels | | 7011-101 | 06/93 | 121.7 | 131.4 | 127.0 | 5.1 | -3.3 |
| Full service hotels and motels | | 7011-102 | 06/93 | 130.6 | 130.9 | 131.1 | 4.4 | .2 |
| Luxury and resort hotels, excluding casino hotels | | 7011-103 | 06/93 | 136.7 | 134.8 | 131.8 | 5.4 | -2.2 |
| Other guestroom rental, including casino hotels | | 7011-104 | 06/93 | 125.2 | 130.6 | 127.6 | 6.6 | -2.3 |
| Food and beverages | | 7011-2 | 06/93 | 122.2 | 123.7 | 123.7 | 3.7 | 0 |
| Food and nonalcoholic beverages | | 7011-201 | 06/93 | 124.6 | 126.1 | 126.2 | 4.0 | .1 |
| Alcoholic beverages | | 7011-202 | 06/93 | 114.9 | 116.4 | 116.2 | 2.5 | -2 |
| Other guest services | | 7011-3 | 06/93 | 108.6 | 106.7 | 105.6 | .9 | -1.0 |
| Other guest services | | 7011-301 | 06/93 | 128.4 | 123.1 | 124.8 | 2.3 | 1.4 |
| Casino gaming receipts | | 7011-302 | 06/93 | 96.7 | 96.8 | 94.1 | -2 | -2.8 |
| Other receipts | | 7011-SM | 06/93 | 136.6 | 136.6 | 136.6 | 6.4 | 0 |
| Advertising agencies | 7311 | | 06/95 | 107.2 | 107.6 | 107.7 | 2.0 | .1 |
| Primary services | | 7311-P | 06/95 | 106.8 | 107.3 | 107.3 | 1.7 | 0 |
| Ad creation, billed separately | | 7311-1 | 06/95 | 106.1 | 106.6 | 106.6 | 1.6 | 0 |
| Media placement, incl. ad creation not billed separately | | 7311-2 | 06/95 | 107.9 | 108.3 | 108.4 | 1.9 | .1 |
| Newspapers | | 7311-201 | 06/95 | 128.7 | 132.4 | 132.0 | 7.1 | -3 |
| Periodicals | | 7311-202 | 06/95 | 116.5 | 116.5 | 117.2 | 5.3 | .6 |
| Television | | 7311-203 | 06/95 | 101.2 | 101.2 | 101.2 | -2 | 0 |
| Radio | | 7311-204 | 06/95 | 109.3 | 109.3 | 109.3 | .5 | 0 |
| Other receipts | | 7311-SM | 06/95 | 113.9 | 113.9 | 113.9 | 6.3 | 0 |
| Building cleaning and maintenance services, N.E.C. | 7349 | | 12/94 | 107.9 | 108.6 | 108.6 | 2.5 | 0 |
| Primary services | | 7349-P | 12/94 | 108.0 | 108.8 | 108.8 | 2.7 | 0 |
| Janitorial/custodial services | | 7349-1 | 12/94 | 107.7 | 108.7 | 108.7 | 2.9 | 0 |
| Other building cleaning and maintenance services | | 7349-2 | 12/94 | 109.4 | 109.4 | 109.4 | 2.1 | 0 |
| Other receipts | | 7349-SM | 12/94 | 104.7 | 104.7 | 104.7 | 0 | 0 |
| Personnel supply services | 736 | | 12/96 | 105.1 | 105.3 | 105.4 | 1.6 | .1 |
| Employment agencies | 7361 | | 06/94 | 109.7 | 110.4 | 110.4 | 2.4 | 0 |

See footnotes at end of table.

Table 5. Producer price indexes for the net output of selected industries and their products, not seasonally adjusted—Continued

| Industry and product ¹ | Industry code | Product code | Index base | Index | | | Percent change to Sep. 1999 from — | |
|--|---------------|--------------|------------|-----------------------|------------------------|------------------------|------------------------------------|------------------|
| | | | | May 1999 ² | Aug. 1999 ² | Sep. 1999 ² | Sep. 1998 | Aug. 1999 |
| Employment agencies—Continued | | | | | | | | |
| Primary services | | 7361-P | 06/94 | 108.4 | 109.1 | 109.1 | 2.2 | 0 |
| Professional/managerial occupations | | 7361-2 | 06/94 | 105.9 | 105.8 | 105.8 | 2.2 | 0 |
| Accounting/finance/banking | | 7361-211 | 06/94 | 104.8 | 104.8 | 104.8 | 0 | 0 |
| Engineering/scientific | | 7361-212 | 06/94 | 114.3 | 114.3 | 114.3 | 8.8 | 0 |
| Sales/marketing | | 7361-216 | 06/94 | 107.7 | 107.7 | 107.7 | 0 | 0 |
| Other professional/managerial occupations | | 7361-217 | 06/94 | 98.3 | 98.3 | 98.3 | 0 | 0 |
| Other receipts | | 7361-SM | 06/94 | 121.6 | 121.6 | 121.6 | 3.3 | 0 |
| Help supply services | | | | | | | | |
| Primary services | 7363 | 7363-P | 06/94 | 111.0 | 111.2 | 111.3 | 1.6 | .1 |
| Temporary help supply services | | 7363-1 | 06/94 | 110.9 | 110.7 | 110.8 | 1.5 | .1 |
| Office and clerical occupations | | 7363-101 | 06/94 | 110.6 | 110.7 | 110.8 | 1.5 | .1 |
| Light and heavy industrial occupations | | 7363-102 | 06/94 | 111.8 | 112.0 | 112.1 | 1.5 | .1 |
| Technical and professional occupations | | 7363-103 | 06/94 | 110.1 | 110.2 | 110.3 | .5 | .1 |
| Medical personnel occupations | | 7363-104 | 06/94 | 104.6 | 104.4 | 104.5 | .3 | .1 |
| Other help supply services | | 7363-105 | 06/94 | 111.0 | 111.3 | 111.3 | 3.2 | 0 |
| Employee leasing services | | 7363-2 | 06/94 | 103.2 | 103.2 | 103.8 | .7 | .6 |
| Other help supply services, except temporary | | 7363-3 | 06/94 | 110.0 | 110.2 | 110.6 | 1.3 | .4 |
| Other receipts | | 7363-SM | 06/94 | 122.1 | 122.1 | (⁹) | (⁹) | (⁹) |
| | | | 06/94 | 121.8 | 125.2 | 133.9 | 11.3 | 6.9 |
| Prepackaged software | | | | | | | | |
| Primary services | 7372 | 7372-P | 12/97 | 99.4 | 99.8 | 100.0 | -1.6 | .2 |
| Applications software | | 7372-2 | 12/97 | 99.3 | 99.6 | 99.8 | -1.8 | .2 |
| Applications software sold separately (non-suite) | | 7372-201 | 12/97 | 99.3 | 100.6 | 100.5 | .3 | -.1 |
| Applications software sold as a suite | | 7372-202 | 12/97 | 98.5 | 98.6 | 98.6 | -1.4 | .0 |
| Computer games and other prepackaged software | | 7372-3 | 12/97 | 101.0 | 105.3 | 104.9 | 4.2 | -.4 |
| Maintenance, documentation, training, and other software services | | 7372-4 | 12/97 | 86.3 | 86.3 | 86.3 | -16.5 | 0 |
| Other receipts | | 7372-SM | 12/97 | 105.1 | 105.1 | 105.1 | .5 | 0 |
| | | | 12/97 | 102.9 | 102.9 | 102.9 | .8 | 0 |
| Truck rental and leasing | | | | | | | | |
| Primary services | 7513 | 7513-P | 06/91 | 106.0 | 103.5 | 103.9 | -.6 | .4 |
| Truck and utility trailer rental | | 7513-1 | 06/91 | 106.2 | 103.0 | 103.2 | -1.4 | .2 |
| Truck, truck tractor and truck trailer leasing | | 7513-2 | 06/91 | 100.2 | 93.4 | 93.8 | -4.3 | .4 |
| Truck leasing | | 7513-211 | 06/91 | 109.0 | 109.0 | 109.0 | .8 | 0 |
| Truck tractor leasing | | 7513-212 | 06/91 | 114.3 | 114.3 | 114.3 | .2 | 0 |
| Truck trailer leasing | | 7513-213 | 06/91 | 106.3 | 106.3 | 106.3 | (⁹) | 0 |
| Recreational vehicle rental | | 7513-3 | 06/91 | 101.4 | 101.4 | 101.4 | 3.6 | 0 |
| Other receipts | | 7513-SM | 12/98 | 100.1 | 100.1 | (⁹) | (⁹) | (⁹) |
| | | | 06/91 | 104.0 | 104.2 | 105.4 | 3.0 | 1.2 |
| Passenger car rental | | | | | | | | |
| Primary services | 7514 | 7514-P | 12/91 | 129.1 | 130.2 | 129.9 | -7.4 | -.2 |
| Car rental, standard | | 7514-2 | 12/91 | 129.8 | 130.9 | 130.5 | -7.8 | -.3 |
| Business travel | | 7514-211 | 12/91 | 129.3 | 130.1 | 130.0 | -8.1 | -.1 |
| Leisure travel | | 7514-221 | 12/98 | 100.1 | 100.5 | 100.4 | (⁹) | -.1 |
| Car rental, replacement | | 7514-3 | 12/98 | 106.6 | 107.6 | 107.4 | (⁹) | -.2 |
| Other receipts | | 7514-SM | 12/91 | 140.4 | 142.7 | 141.5 | -2 | -.8 |
| | | | 12/91 | 112.6 | 112.6 | 112.6 | (⁹) | 0 |
| Health services | | | | | | | | |
| Offices and clinics of doctors of medicine | 80 | | 12/94 | 109.5 | 109.8 | 109.9 | 1.8 | .1 |
| Offices and clinics of doctors of medicine | | | | | | | | |
| Primary services | 801 | | 12/96 | 105.2 | 105.5 | 105.5 | 1.8 | 0 |
| Medicare treatments | 8011 | 8011-P | 12/93 | 113.5 | 113.8 | 113.8 | 1.8 | 0 |
| Non-Medicare treatments | | 8011-1 | 12/93 | 113.6 | 113.9 | 113.9 | 1.9 | 0 |
| Medicare treatments | | 8011-101 | 12/93 | 113.2 | 113.2 | 113.2 | 2.4 | 0 |
| Non-Medicare treatments | | 8011-3 | 12/93 | 113.6 | 113.9 | 113.9 | 1.7 | 0 |
| One and two physician practices and single specialty group practices | | 8011-31 | 12/93 | 113.0 | 113.4 | 113.4 | 1.6 | 0 |
| General/family practice | | 8011-311 | 12/93 | 116.9 | 116.9 | 116.9 | 1.8 | 0 |
| Internal medicine | | 8011-312 | 12/93 | 115.0 | 115.0 | 115.0 | 2.0 | 0 |
| General surgery and other surgical specialties | | 8011-313 | 12/93 | 107.1 | 107.5 | 107.5 | 1.0 | 0 |
| Pediatrics | | 8011-314 | 12/93 | 131.4 | 131.4 | 131.4 | 2.7 | 0 |
| Radiology | | 8011-316 | 12/93 | 100.7 | 104.7 | 104.7 | 1.7 | 0 |
| Psychiatry | | 8011-317 | 12/93 | 106.4 | 108.0 | 107.5 | .7 | -.5 |
| Other specialty | | 8011-319 | 12/93 | 108.8 | 108.8 | 109.2 | .5 | .4 |
| Multispecialty group practices | | 8011-33 | | | | | | |
| Multispecialty group practices | | 8011-331 | 12/93 | 116.0 | 116.0 | 116.0 | 2.1 | 0 |
| Skilled and intermediate care facilities | | | | | | | | |
| Primary services | 8053 | 8053-P | 12/94 | 123.1 | 124.8 | 124.8 | 3.2 | 0 |
| Public Payors | | 8053-1 | 12/94 | 123.4 | 125.1 | 125.1 | 3.3 | 0 |
| Public Payors | | 8053-101 | 12/94 | 123.5 | 125.0 | 124.9 | 2.5 | -.1 |
| Private Payors | | 8053-3 | | | | | | |
| Private Payors | | 8053-301 | 12/94 | 123.4 | 125.5 | 125.6 | 4.6 | .1 |
| Other receipts | | 8053-SM | 12/94 | 113.5 | 113.1 | 113.5 | 1.8 | .4 |
| Hospitals | | | | | | | | |
| General medical and surgical hospitals | 806 | | 12/92 | 116.0 | 116.2 | 116.4 | 1.7 | .2 |
| | 8062 | | 12/92 | 116.1 | 116.4 | 116.5 | 1.7 | .1 |

See footnotes at end of table.

Table 5. Producer price indexes for the net output of selected industries and their products, not seasonally adjusted—Continued

| Industry and product ¹ | Industry code | Product code | Index base | Index | | | Percent change to Sep. 1999 from — | |
|--|---------------|--------------|------------|-----------------------|------------------------|------------------------|------------------------------------|------------------|
| | | | | May 1999 ² | Aug. 1999 ² | Sep. 1999 ² | Sep. 1998 | Aug. 1999 |
| General medical and surgical hospitals—Continued | | | | | | | | |
| Primary services | | 8062-P | 12/92 | 116.3 | 116.4 | 116.6 | 1.7 | 0.2 |
| Inpatient treatments | | 8062-1 | 12/92 | 115.0 | 115.2 | 115.4 | 1.7 | .2 |
| Medicare patients | | 8062-131 | 12/92 | 108.4 | 108.4 | 108.4 | .4 | 0 |
| All medical diagnosis related groups | | 8062-13101 | 12/92 | 107.3 | 107.3 | 107.3 | .3 | 0 |
| All surgical diagnosis related groups | | 8062-13103 | 12/92 | 109.8 | 109.8 | 109.8 | .6 | 0 |
| Medicaid patients | | 8062-151 | 12/92 | 110.7 | 110.5 | 110.7 | 1.6 | .2 |
| All other patients | | 8062-171 | 12/92 | 120.2 | 120.6 | 120.8 | 2.3 | .2 |
| Diseases and disorders of the nervous system | | 8062-17101 | 12/92 | 110.1 | 110.6 | 110.7 | 1.9 | .1 |
| Diseases and disorders of the eye | | 8062-17102 | 12/92 | 125.4 | 125.4 | 125.4 | 23.9 | 0 |
| Diseases and disorders of the ear, nose, mouth, and throat | | 8062-17103 | 12/92 | 117.0 | 117.6 | 117.6 | 1.5 | 0 |
| Diseases and disorders of the respiratory system | | 8062-17104 | 12/92 | 125.4 | 125.6 | 125.9 | 2.7 | .2 |
| Diseases and disorders of the circulatory system | | 8062-17105 | 12/92 | 119.6 | 120.2 | 120.0 | .6 | -.2 |
| Diseases and disorders of the digestive system | | 8062-17106 | 12/92 | 121.9 | 122.5 | 122.4 | 2.4 | -.1 |
| Diseases and disorders of the hepatobiliary system and pancreas | | 8062-17107 | 12/92 | 132.4 | 132.9 | 134.3 | 4.4 | 1.1 |
| Diseases and disorders of the musculoskeletal system and connective tissue | | 8062-17108 | 12/92 | 117.7 | 118.3 | 119.1 | 3.0 | .7 |
| Diseases and disorders of the skin, subcutaneous tissue and breast | | 8062-17109 | 12/92 | 120.0 | 120.4 | 120.6 | 2.6 | .2 |
| Endocrine, nutritional, and metabolic diseases and disorders | | 8062-17111 | 12/92 | 121.7 | 121.1 | 121.3 | 1.5 | .2 |
| Diseases and disorders of the kidney and urinary tract | | 8062-17112 | 12/92 | 123.9 | 124.3 | 125.9 | 3.7 | 1.3 |
| Diseases and disorders of the male reproductive system | | 8062-17113 | 12/92 | 112.8 | 112.8 | 112.8 | 1.9 | .0 |
| Diseases and disorders of the female reproductive system | | 8062-17114 | 12/92 | 112.5 | 113.0 | 113.1 | 0 | .1 |
| Pregnancy, childbirth, and puerperium | | 8062-17115 | 12/92 | 122.0 | 122.3 | 122.3 | 2.8 | 0 |
| Newborns and other neonates with conditions originating in the perinatal period | | 8062-17116 | 12/92 | 121.7 | 122.0 | 122.0 | 2.0 | 0 |
| Diseases and disorders of the blood and blood forming organs and immunological disorders | | 8062-17117 | 12/92 | 139.9 | 140.1 | 140.1 | 4.1 | 0 |
| Myeloproliferative diseases and disorders, and poorly differentiated neoplasms | | 8062-17118 | 12/92 | 123.3 | 120.4 | 123.3 | 3.0 | 2.4 |
| Infectious and parasitic diseases (systemic or unspecified sites) | | 8062-17119 | 12/92 | 110.8 | 110.4 | 110.8 | -.3 | .4 |
| Mental diseases and disorders | | 8062-17121 | 12/92 | 124.2 | 124.2 | 124.2 | 5.1 | 0 |
| Alcohol/drug use and alcohol/drug induced organic mental disorders | | 8062-17122 | 12/92 | 128.9 | 128.9 | 128.9 | 4.5 | 0 |
| Injuries, poisonings and toxic effect of drugs | | 8062-17123 | 12/92 | 114.6 | 115.3 | 115.3 | 4.3 | 0 |
| Burns | | 8062-17124 | 12/92 | 108.2 | 108.7 | 108.7 | 1.4 | 0 |
| Factors influencing health status and other contacts with health services | | 8062-17125 | 12/92 | 113.6 | 114.6 | 115.3 | 2.7 | .6 |
| Outpatient treatments | | 8062-3 | 12/92 | 120.5 | 120.8 | 121.0 | 1.9 | .2 |
| Medicare patients | | 8062-311 | 12/92 | 122.8 | 123.4 | 123.3 | 3.4 | -.1 |
| Medicaid patients | | 8062-331 | 12/92 | 108.9 | 107.8 | 108.9 | 3.4 | 1.0 |
| All other patients | | 8062-351 | 12/92 | 121.1 | 121.5 | 121.7 | 1.5 | .2 |
| Other receipts | | 8062-SM | 12/92 | 111.5 | 113.2 | 113.1 | 2.9 | -.1 |
| Psychiatric hospitals | 8063 | | 12/92 | 108.9 | 109.1 | 109.1 | .2 | 0 |
| Primary services | | 8063-P | 12/92 | 108.9 | 109.1 | 109.1 | .2 | 0 |
| Inpatient treatments | | 8063-1 | 12/92 | 107.8 | 108.1 | 108.1 | .3 | 0 |
| Medicare patients | | 8063-101 | 12/92 | 119.2 | 120.6 | 120.6 | -.5 | 0 |
| Non-Medicare patients | | 8063-103 | 12/92 | 106.4 | 106.5 | 106.5 | .3 | 0 |
| State and county hospitals | | 8063-10301 | 12/92 | 91.5 | 92.0 | 92.0 | .5 | 0 |
| Private hospitals | | 8063-10303 | 12/92 | 111.4 | 111.4 | 111.4 | .3 | 0 |
| Outpatient treatments | | 8063-2 | 12/92 | 122.3 | 122.3 | 122.3 | .1 | 0 |
| Other receipts | | 8063-SM | 12/92 | 109.7 | 109.7 | (⁹) | (⁹) | (⁹) |
| Specialty hospitals, except psychiatric | 8069 | | 12/92 | 119.6 | 120.0 | 119.9 | 2.1 | -.1 |
| Primary services | | 8069-P | 12/92 | 119.8 | 120.2 | 120.2 | 2.2 | 0 |
| Inpatient treatments | | 8069-1 | 12/92 | 117.0 | 117.4 | 117.4 | 1.7 | 0 |
| Rehabilitation hospitals | | 8069-101 | 12/92 | 109.3 | 109.3 | 109.5 | 3.5 | .2 |
| Children's hospitals | | 8069-104 | 12/92 | 115.8 | 116.6 | 116.6 | 1.4 | 0 |
| Alcoholism and other chemical dependency hospitals | | 8069-107 | 12/92 | 122.0 | 122.0 | 122.0 | .1 | 0 |
| Other specialty hospitals, except psychiatric | | 8069-108 | 12/92 | 122.7 | 122.8 | 122.8 | 1.3 | 0 |
| Outpatient treatments | | 8069-3 | 12/92 | 130.0 | 130.3 | 130.1 | 3.4 | -.2 |
| Other receipts | | 8069-SM | 12/92 | 111.2 | 111.2 | 111.2 | 0 | 0 |
| Medical laboratories | 8071 | | 06/94 | 106.3 | 106.5 | 106.5 | 0 | 0 |
| Primary services | | 8071-P | 06/94 | 106.6 | 106.9 | 106.8 | 0 | -.1 |
| Independent clinical lab services | | 8071-2 | 06/94 | 106.7 | 107.0 | 107.0 | .1 | 0 |
| Diagnostic imaging services | | 8071-4 | 06/94 | 102.1 | 102.3 | 102.1 | -.2 | -.2 |
| Home health care services | 808 | | 12/96 | 106.7 | 107.0 | 106.9 | .6 | -.1 |
| Home health care services | 8082 | | 12/96 | 106.7 | 107.0 | 106.9 | .6 | -.1 |
| Primary services | | 8082-P | 12/96 | 103.4 | 103.7 | 103.6 | .4 | -.1 |
| Medicare payors | | 8082-1 | 12/96 | 103.7 | 103.8 | 103.8 | .6 | 0 |
| Skilled nurse | | 8082-101 | 12/96 | 105.8 | 106.0 | 105.8 | 1.1 | -.2 |
| Home health aide | | 8082-102 | 12/96 | 100.7 | 100.5 | 100.6 | -.1 | .1 |
| Other provider | | 8082-103 | 12/96 | 104.0 | 104.3 | 104.7 | 3.4 | .4 |
| Non-Medicare payors | | 8082-2 | 12/96 | 103.2 | 103.7 | 103.5 | .3 | -.2 |
| Skilled nurse | | 8082-201 | 12/96 | 103.5 | 104.0 | 103.9 | 1.0 | -.1 |
| Home health aide | | 8082-202 | 12/96 | 104.4 | 105.0 | 104.6 | -.1 | -.4 |
| Other provider | | 8082-203 | 12/96 | 99.9 | 100.1 | 100.0 | .1 | -.1 |
| Other receipts | | 8082-SM | 12/96 | 169.1 | 169.2 | 169.4 | 3.4 | .1 |

See footnotes at end of table.

Table 5. Producer price indexes for the net output of selected industries and their products, not seasonally adjusted
—Continued

| Industry and product ¹ | Industry code | Product code | Index base | Index | | | Percent change to Sep. 1999 from — | |
|--|---------------|--------------|------------|-----------------------|------------------------|------------------------|------------------------------------|-----------|
| | | | | May 1999 ² | Aug. 1999 ² | Sep. 1999 ² | Sep. 1998 | Aug. 1999 |
| Legal services | 81 | | 12/96 | 108.4 | 108.9 | 109.1 | 2.4 | 0.2 |
| Legal services | 811 | | 12/96 | 108.4 | 108.9 | 109.1 | 2.4 | .2 |
| Legal services | 8111 | | 12/96 | 108.4 | 108.9 | 109.1 | 2.4 | .2 |
| Primary services | | 8111-P | 12/96 | 108.4 | 108.9 | 109.1 | 2.5 | .2 |
| Corporate | | 8111-1 | 12/96 | 112.5 | 113.9 | 114.0 | 4.5 | .1 |
| Real estate | | 8111-2 | 12/96 | 109.2 | 109.6 | 109.8 | 2.2 | .2 |
| Civil negligence | | 8111-3 | 12/96 | 105.3 | 105.2 | 105.3 | 2.6 | .1 |
| Defendant | | 8111-301 | 12/96 | 110.9 | 110.9 | 110.9 | 5.1 | 0 |
| Plaintiff | | 8111-302 | 12/96 | 98.8 | 98.7 | 98.9 | -.4 | .2 |
| Banking and commercial | | 8111-4 | 12/96 | 109.3 | 109.9 | 110.9 | 3.4 | .9 |
| Insurance | | 8111-5 | 12/96 | 107.3 | 107.3 | 107.3 | 1.3 | 0 |
| Wills, estate planning, and probate | | 8111-6 | 12/96 | 116.7 | 116.8 | 116.9 | 1.9 | .1 |
| Other legal services | | 8111-7 | 12/96 | 107.2 | 107.6 | 107.8 | 1.9 | .2 |
| Engineering, architectural, and surveying services | 871 | | 12/96 | 108.2 | 108.5 | 108.7 | 2.5 | .2 |
| Engineering design, analysis, and consulting services | 8711 | | 12/96 | 107.5 | 107.8 | 108.0 | 2.0 | .2 |
| Primary services | | 8711-P | 12/96 | 107.4 | 107.7 | 107.9 | 1.9 | .2 |
| Building-related engineering | | 8711-1 | 12/96 | 107.9 | 107.8 | 108.0 | 1.8 | .2 |
| Nonbuilding-related engineering | | 8711-2 | 12/96 | 107.2 | 107.6 | 107.9 | 2.1 | .3 |
| Other receipts | | 8711-SM | 12/96 | 108.3 | 109.1 | 108.8 | 2.1 | -.3 |
| Architectural design, analysis, and consulting services | 8712 | | 12/96 | 111.4 | 112.3 | 112.4 | 5.9 | .1 |
| Primary services | | 8712-P | 12/96 | 110.9 | 111.7 | 111.9 | 6.1 | .2 |
| Residential dwelling architecture | | 8712-1 | 12/96 | 113.3 | 114.6 | 114.2 | 6.2 | -.3 |
| Commercial building architecture | | 8712-2 | 12/96 | 113.7 | 114.1 | 114.2 | 8.6 | .1 |
| Public and institutional facility architecture | | 8712-3 | 12/96 | 107.2 | 108.2 | 109.1 | 3.9 | .8 |
| Other architectural services | | 8712-4 | 12/96 | 107.6 | 108.8 | 108.5 | 2.8 | -.3 |
| Accounting, auditing, and bookkeeping services | 872 | | 12/96 | 107.0 | 107.7 | 107.9 | 3.4 | .2 |
| Accounting, auditing, and bookkeeping services | 8721 | | 06/95 | 111.5 | 112.2 | 112.3 | 3.3 | .1 |
| Primary services | | 8721-P | 06/95 | 111.4 | 112.1 | 112.3 | 3.2 | .2 |
| Single service transactions | | 8721-1 | 06/95 | 113.1 | 113.8 | 113.9 | 3.6 | .1 |
| Bookkeeping | | 8721-101 | 06/95 | 109.6 | 109.6 | 109.6 | .5 | 0 |
| Compilation and review | | 8721-102 | 06/95 | 112.8 | 113.4 | 113.4 | 7.1 | 0 |
| Auditing | | 8721-103 | 06/95 | 118.0 | 119.5 | 119.5 | 3.8 | 0 |
| Tax preparation and planning | | 8721-104 | 06/95 | 110.9 | 111.3 | 111.7 | 2.5 | .4 |
| Multiple services transactions | | 8721-2 | 06/95 | 109.8 | 110.6 | 110.8 | 2.8 | .2 |
| Other receipts | | 8721-SM | 06/95 | 112.8 | 112.8 | 112.8 | 4.5 | 0 |
| Special indexes | | | | | | | | |
| Premium for property and casualty insurance ⁵ | 9331 | | 06/98 | 100.0 | 100.1 | 100.2 | .3 | .1 |
| Primary services | | 9331-P | 06/98 | 100.0 | 100.1 | 100.2 | .3 | .1 |
| Premiums for private passenger auto insurance | | 9331-1 | 06/98 | 99.7 | 99.4 | 99.4 | -.3 | 0 |
| Premiums for private passenger auto insurance, California | | 9331-101 | 06/98 | 98.8 | 98.0 | 98.7 | -1.4 | .7 |
| Premiums for private passenger auto insurance, New York | | 9331-102 | 06/98 | 98.8 | 98.5 | 98.8 | -1.1 | .3 |
| Premiums for private passenger auto insurance, Texas | | 9331-103 | 06/98 | 96.7 | 94.4 | 93.7 | -5.7 | -.7 |
| Premiums for private passenger auto insurance, Florida | | 9331-104 | 06/98 | 99.3 | 99.3 | 99.8 | .4 | .5 |
| Premiums for private passenger auto insurance, Pennsylvania | | 9331-105 | 06/98 | 102.1 | 102.2 | 102.3 | 3.8 | .1 |
| Premiums for private passenger auto insurance, Illinois | | 9331-106 | 06/98 | 97.7 | 97.6 | 97.5 | -.5 | -.1 |
| Premiums for private passenger auto insurance, Ohio | | 9331-107 | 06/98 | 100.7 | 100.8 | 100.9 | 1.3 | .1 |
| Premiums for private passenger auto insurance, Michigan | | 9331-108 | 06/98 | 99.2 | 99.5 | 99.8 | 0 | .3 |
| Premiums for private passenger auto insurance, New Jersey | | 9331-109 | 06/98 | 97.7 | 97.7 | 95.4 | -4.9 | -2.4 |
| Premiums for private passenger auto insurance, North Carolina | | 9331-111 | 06/98 | 101.8 | 102.7 | 102.7 | 2.5 | 0 |
| Premiums for private passenger auto insurance, all other areas | | 9331-112 | 06/98 | 100.5 | 100.4 | 100.5 | .7 | .1 |
| Premiums for homeowner's insurance | | 9331-2 | 06/98 | 103.1 | 103.6 | 104.5 | 3.9 | .9 |
| Premiums for homeowner's insurance, California | | 9331-201 | 06/98 | 101.5 | 101.5 | 102.6 | 2.5 | 1.1 |
| Premiums for homeowner's insurance, New York | | 9331-202 | 06/98 | 100.5 | 100.7 | 100.9 | .5 | .2 |
| Premiums for homeowner's insurance, Texas | | 9331-203 | 06/98 | 106.6 | 107.4 | 110.5 | 6.5 | 2.9 |
| Premiums for homeowner's insurance, Florida | | 9331-204 | 06/98 | 99.0 | 99.0 | 101.5 | 2.2 | 2.5 |
| Premiums for homeowner's insurance, Pennsylvania | | 9331-205 | 06/98 | 104.9 | 103.4 | 103.6 | 3.2 | .2 |
| Premiums for homeowner's insurance, all other areas | | 9331-206 | 06/98 | 103.5 | 104.3 | 104.8 | 4.4 | .5 |
| Premiums for commercial auto insurance | | 9331-3 | 06/98 | 100.0 | 100.1 | 100.3 | .2 | .2 |
| Premiums for non-auto liability insurance | | 9331-4 | 06/98 | 100.0 | 100.3 | 100.5 | .6 | .2 |
| Premiums for product liability insurance | | 9331-401 | 06/98 | 98.6 | 99.0 | 99.2 | .6 | .2 |
| Premiums for medical malpractice insurance | | 9331-402 | 06/98 | 100.9 | 100.9 | 100.9 | .5 | 0 |
| Premiums for other non-auto liability insurance | | 9331-403 | 06/98 | 99.9 | 100.3 | 100.5 | .6 | .2 |
| Premiums for commercial multiple peril insurance | | 9331-5 | 06/98 | 99.2 | 99.2 | 99.4 | -.4 | .2 |
| Premiums for worker's compensation insurance | | 9331-6 | 06/98 | 98.5 | 98.6 | 98.7 | -.6 | .1 |
| Premiums for inland marine insurance | | 9331-7 | 06/98 | 100.5 | 100.8 | 100.8 | .9 | 0 |
| Premiums for surety and financial guaranty insurance | | 9331-8 | 06/98 | 97.8 | 97.4 | 97.4 | -2.6 | 0 |
| Premiums for fidelity insurance | | 9331-9 | 06/98 | 99.2 | 99.2 | 99.2 | -1.0 | 0 |
| Premiums for other property and casualty insurance | | 9331-A | 06/98 | 101.6 | 101.7 | 101.8 | 1.5 | .1 |

¹ Industry and product class indexes may include products not shown separately.

² The indexes for May 1999 have been recalculated to incorporate late reports and corrections by respondents. All indexes are subject to revision 4 months after original publication.

³ Not available.

⁴ Seasonal product—no price available this month.

⁵ The special index for 9331 in which prices reflect premiums only, contrasts with the index shown elsewhere in this table for SIC 6331, where prices reflect premiums plus the amount of investment income earned on the invested portion of the premium. n.e.c. = Not elsewhere classified.

Table 6. Producer price indexes and percent changes for commodity groupings and individual items, not seasonally adjusted

(1982=100 unless otherwise indicated)

| Commodity | Commodity code | Other index base | Index | | | Percent change Sep. 1999 From: | |
|--|----------------|------------------|-----------------------|------------------------|------------------------|--------------------------------|------------------|
| | | | May 1999 ¹ | Aug. 1999 ¹ | Sep. 1999 ¹ | Sep. 1998 | Aug. 1999 |
| All commodities | | | 124.7 | 126.8 | 128.0 | 3.4 | 0.9 |
| Industrial commodities | | | 125.6 | 127.9 | 129.2 | 4.1 | 1.0 |
| Farm products, processed foods and feeds | | | 120.1 | 120.9 | 121.9 | -.2 | .8 |
| Farm products | 01 | | 99.6 | 99.0 | 99.6 | -2.4 | .6 |
| Fruits & melons, fresh/dry vegs. & nuts | 011 | | 122.3 | 111.2 | 120.0 | 4.4 | 7.9 |
| Fresh fruits and melons | 0111 | | 115.4 | 96.7 | 105.4 | 14.2 | 9.0 |
| Citrus fruits | 01 | | 177.1 | 148.0 | 172.4 | 34.6 | 16.5 |
| Grapefruits | 0101 | | 203.6 | 227.5 | 169.1 | -35.7 | -25.7 |
| Lemons | 0104 | | 198.9 | 316.4 | 330.6 | 15.7 | 4.5 |
| Valencia oranges | 0105 | | 103.0 | 75.9 | 96.5 | 59.0 | 27.1 |
| Other fruits and berries | 02 | | 98.8 | 83.8 | 88.4 | 8.5 | 5.5 |
| Plums and fresh prunes | 0201 | 12/91 | (²) | 92.0 | 92.8 | -17.3 | .9 |
| Nectarines | 0202 | 12/91 | (²) | 20.6 | 38.7 | (²) | 87.9 |
| Apricots | 0204 | 12/91 | (²) | 85.5 | (²) | (²) | (²) |
| Avocados | 0205 | 12/91 | 173.1 | 154.2 | 192.0 | 20.8 | 24.5 |
| Granny Smith apples | 0208 | 12/91 | 74.6 | 78.7 | 87.6 | -12.7 | 11.3 |
| Rome apples | 0209 | 12/91 | 77.4 | (²) | (²) | (²) | (²) |
| Golden delicious apples | 0211 | 12/91 | 68.6 | 83.9 | 108.6 | 17.8 | 29.4 |
| Red delicious apples | 0215 | | 93.2 | 120.8 | 143.9 | 3.2 | 19.1 |
| McIntosh apples | 0216 | | 124.1 | (²) | (²) | (²) | (²) |
| Table grapes | 0218 | | (²) | 79.0 | 69.9 | -3.6 | -11.5 |
| Peaches | 0219 | | 367.9 | 94.2 | 103.1 | .9 | 9.4 |
| Pears | 0221 | | 90.1 | 91.5 | 95.2 | -2.8 | 4.0 |
| Strawberries | 0222 | | 81.1 | 83.8 | 94.2 | 45.4 | 12.4 |
| Raspberries | 0224 | 12/91 | (²) | 22.8 | 19.1 | -8.2 | -16.2 |
| Blackberries | 0225 | 12/91 | (²) | (²) | 75.9 | (²) | (²) |
| Blueberries | 0227 | 12/91 | 56.1 | 14.6 | 24.6 | 2.5 | 68.5 |
| Melons | 03 | 12/91 | 86.6 | 62.1 | (²) | (²) | (²) |
| Cantaloupes | 0301 | | 168.0 | (²) | (²) | (²) | (²) |
| Honeydews | 0302 | 12/91 | 99.4 | (²) | (²) | (²) | (²) |
| Watermelons | 0303 | 12/91 | 78.6 | 62.4 | (²) | (²) | (²) |
| Fresh and dry vegetables | 0113 | | 111.5 | 111.1 | 120.4 | -8.0 | 8.4 |
| Dry vegetables | 01 | | 62.6 | 63.8 | 69.9 | 6.1 | 9.6 |
| Dry pea beans | 0101 | | 88.7 | 84.7 | 81.8 | 11.6 | -3.4 |
| Dry pinto beans | 0102 | 12/91 | 108.8 | 115.3 | 139.1 | 4.8 | 20.6 |
| Dry great northern beans | 0103 | 12/91 | 120.8 | 127.5 | 141.0 | 4.4 | 10.6 |
| Dry pink beans | 0104 | 12/91 | 130.8 | 130.8 | 116.8 | -12.8 | -10.7 |
| Dry peas | 0105 | 12/91 | 82.6 | 85.0 | 80.8 | -3.9 | -4.9 |
| Dry lentils | 0106 | 12/91 | 73.4 | 75.0 | 75.8 | 21.3 | 1.1 |
| Fresh vegetables, except potatoes | 02 | | 111.3 | 113.7 | 117.5 | -13.0 | 3.3 |
| Cabbage | 0211 | | 133.9 | 116.3 | 128.5 | -17.0 | 10.5 |
| Carrots | 0212 | | 155.2 | 86.6 | 75.4 | -7.9 | -12.9 |
| Celery | 0213 | | 158.1 | 129.7 | 143.4 | 19.7 | 10.6 |
| Sweet corn | 0214 | | 106.9 | (²) | 88.6 | -38.3 | (²) |
| Lettuce | 0215 | | 108.4 | 113.1 | 120.8 | -1.1 | 6.8 |
| Dry onions | 0216 | | 114.3 | 107.0 | 89.1 | -16.8 | -16.7 |
| Tomatoes | 0217 | | 100.9 | 119.0 | 155.6 | 2.0 | 30.8 |
| Snap beans | 0218 | | 241.5 | (²) | (²) | (²) | (²) |
| Green peas | 0219 | 12/91 | 109.3 | (²) | (²) | (²) | (²) |
| Asparagus | 0221 | 12/91 | 128.8 | (²) | (²) | (²) | (²) |
| Broccoli | 0222 | 12/91 | 69.8 | 113.1 | 121.8 | 8.7 | 7.7 |
| Cauliflower | 0223 | 12/91 | 29.2 | 42.3 | 29.2 | -33.9 | -31.0 |
| Greens | 0225 | 12/91 | 90.5 | (²) | 104.7 | -18.1 | (²) |
| Green peppers | 0228 | 12/91 | 259.9 | 275.2 | 240.2 | 15.3 | -12.7 |
| Eggplant | 0229 | 12/91 | 310.2 | 163.7 | 163.7 | -12.9 | 0 |
| Squash | 0231 | 12/91 | 68.3 | 72.1 | 95.6 | -40.4 | 32.6 |
| Radishes | 0233 | 12/91 | 334.9 | 254.2 | 213.9 | -7.1 | -15.9 |
| Cucumbers | 0234 | 12/91 | (²) | 180.7 | 125.5 | -62.0 | -30.5 |
| Sweet potatoes | 03 | | 223.6 | 177.5 | 168.8 | -4.4 | -4.9 |
| Irish potatoes for consumer use | 04 | | 131.0 | 151.3 | 116.4 | -21.1 | -23.1 |
| Long white potatoes | 0401 | 12/91 | 100.0 | (²) | (²) | (²) | (²) |
| Round white potatoes | 0402 | 12/91 | (²) | 143.9 | 122.5 | 32.0 | -14.9 |
| Russet potatoes | 0403 | 12/91 | 149.2 | 154.7 | 111.8 | -37.9 | -27.7 |
| Round red potatoes | 0404 | 12/91 | 90.8 | 133.3 | 106.3 | -2.2 | -20.3 |
| Irish potatoes for processing | 05 | 12/91 | 86.9 | 48.3 | 147.9 | 55.7 | 206.2 |
| Grains | 012 | | 84.6 | 80.9 | 75.9 | -.5 | -6.2 |
| Wheat | 0121 | | 78.8 | 79.6 | 80.5 | 7.6 | 1.1 |
| Hard red winter wheat | 0101 | | 74.9 | 75.3 | 77.8 | 9.1 | 3.3 |
| Hard red spring wheat | 0102 | | 93.9 | 95.5 | 93.8 | 3.2 | -1.8 |
| Soft white wheat | 0103 | | 76.5 | 75.9 | 76.9 | 23.4 | 1.3 |
| Soft red winter wheat | 0104 | | 72.5 | 74.4 | 75.6 | 8.6 | 1.6 |
| Other grains | 0122 | | 86.4 | 81.1 | 74.4 | .8 | -8.3 |
| Barley | 01 | | 100.4 | 107.4 | 108.4 | 33.2 | .9 |

See footnotes at end of table.

Table 6. Producer price indexes and percent changes for commodity groupings and individual items, not seasonally adjusted—Continued

(1982=100 unless otherwise indicated)

| Commodity | Commodity code | Other index base | Index | | | Percent change Sep. 1999 From: | |
|--|----------------|------------------|-----------------------|------------------------|------------------------|--------------------------------|------------------|
| | | | May 1999 ¹ | Aug. 1999 ¹ | Sep. 1999 ¹ | Sep. 1998 | Aug. 1999 |
| Other grains—Continued | 0122 | | | | | | |
| Corn | 02 | | 85.5 | 79.2 | 72.7 | 0.3 | -8.2 |
| Oats | 03 | | (²) | 75.2 | 70.9 | -15.5 | -5.7 |
| Sorghum | 05 | 12/91 | 80.7 | 81.8 | 69.9 | -8.3 | -14.5 |
| Louisiana rough rice | 0123 | 12/91 | 88.3 | 81.0 | 68.9 | -40.8 | -14.9 |
| Long grain rice | 0101 | 12/91 | 87.6 | 80.4 | 68.4 | -40.8 | -14.9 |
| Slaughter livestock | 013 | | 87.9 | 88.6 | 86.7 | 9.7 | -2.1 |
| Slaughter cattle | 0131 | | 95.5 | 97.3 | 97.5 | 9.1 | .2 |
| Slaughter steers and heifers | 01 | | 95.2 | 97.1 | 98.8 | 9.5 | 1.8 |
| Slaughter cows and bulls | 02 | | 90.7 | 92.8 | 84.3 | 6.2 | -9.2 |
| Slaughter vealers | 03 | | 44.1 | 41.4 | 39.5 | 16.2 | -4.6 |
| Slaughter hogs | 0132 | | 63.8 | 62.0 | 55.1 | 13.8 | -11.1 |
| Slaughter barrows and gilts | 01 | | 64.2 | 63.1 | 56.0 | 13.6 | -11.3 |
| Slaughter sows | 02 | | 58.5 | 47.0 | 42.8 | 18.2 | -8.9 |
| Slaughter lambs | 0133 | | 142.8 | 138.6 | 127.4 | .3 | -8.1 |
| Slaughter poultry | 014 | | 136.6 | 126.3 | 132.6 | -19.2 | 5.0 |
| Slaughter chickens | 0141 | | 142.4 | 125.2 | 132.1 | -25.0 | 5.5 |
| Slaughter broiler/fryers | 02 | | 144.2 | 126.9 | 133.8 | -24.8 | 5.4 |
| Slaughter hens | 03 | 12/91 | 20.5 | 9.9 | 9.9 | -88.2 | 0 |
| Slaughter turkeys | 0142 | | 116.9 | 130.6 | 135.4 | 9.8 | 3.7 |
| Slaughter ducks | 0143 | 12/91 | 131.4 | 131.4 | 136.0 | 3.6 | 3.5 |
| Plant and animal fibers | 015 | | 93.8 | 82.7 | 80.0 | -32.1 | -3.3 |
| Raw cotton | 0151 | | 94.9 | 83.4 | 80.7 | -32.4 | -3.2 |
| Wool | 0152 | | 44.5 | 43.6 | 42.1 | -14.1 | -3.4 |
| Fluid milk | 016 | | 94.8 | 111.7 | 118.4 | -4.0 | 6.0 |
| Milk eligible for fluid use | 0161 | | 95.4 | 111.7 | 118.5 | -4.4 | 6.1 |
| Milk, manufacturing grade | 0162 | | 92.8 | 120.6 | 125.4 | 2.5 | 4.0 |
| Chicken eggs | 017 | | 77.1 | 95.7 | 87.7 | -18.3 | -8.4 |
| Chicken eggs | 0171 | | | | | | |
| Eggs for fresh use | 07 | 12/91 | 66.8 | 82.7 | 75.7 | -14.8 | -8.5 |
| Eggs, jumbo | 0701 | 12/84 | 79.6 | 123.9 | 109.4 | -14.7 | -11.7 |
| Eggs, extra large | 0702 | 12/84 | 77.5 | 102.5 | 90.3 | -15.7 | -11.9 |
| Eggs, large | 0703 | | 81.7 | 102.4 | 92.5 | -15.3 | -9.7 |
| Eggs, medium | 0704 | 12/84 | 73.5 | 62.9 | 75.3 | -7.9 | 19.7 |
| Eggs, small | 0705 | 12/84 | 70.2 | 46.8 | 53.3 | -12.6 | 13.9 |
| Breaker stock and checks and undergrades | 08 | 12/91 | 61.2 | 76.8 | 70.8 | -28.7 | -7.8 |
| Breaker stock | 0801 | 12/91 | 63.9 | 78.4 | 72.7 | -27.2 | -7.3 |
| Checks and undergrades | 0802 | 12/91 | 40.7 | 64.9 | 57.0 | -40.4 | -12.2 |
| Hay, hayseeds and oilseeds | 018 | | 107.9 | 102.1 | 101.5 | -9.7 | -6 |
| Alfalfa hay | 0181 | | 176.5 | 150.3 | 142.6 | -13.3 | -5.1 |
| Oilseeds | 0183 | | 93.3 | 91.5 | 92.4 | -8.5 | 1.0 |
| Peanuts | 0111 | | (²) | (²) | 105.1 | -18.1 | (²) |
| Soybeans | 0131 | | 79.6 | 79.9 | 82.3 | -9.1 | 3.0 |
| Other farm products | 019 | | (²) | 144.2 | 157.4 | .3 | 9.2 |
| Leaf tobacco | 0192 | | (²) | 96.7 | 105.5 | .3 | 9.1 |
| Processed foods and feeds | 02 | | 130.3 | 131.8 | 132.9 | .6 | .8 |
| Cereal and bakery products | 021 | | 157.8 | 157.9 | 157.6 | .8 | -2 |
| Bakery products | 0211 | | 177.7 | 177.8 | 178.0 | 1.2 | .1 |
| White pan bread | 01 | | 177.5 | 180.0 | 180.7 | 2.6 | .4 |
| Other bread | 04 | | 182.0 | 181.7 | 183.2 | 1.4 | .8 |
| White hearth bread | 0401 | | 195.9 | 199.4 | 198.8 | 2.6 | -3 |
| Dark wheat bread | 0402 | | 172.2 | 170.2 | 172.5 | .5 | 1.4 |
| Other variety bread, including rye | 0404 | | 180.2 | 177.8 | 180.6 | 1.7 | 1.6 |
| Bread type rolls/stuffing/cROUTONS/crumb | 05 | | 172.7 | 171.8 | 171.9 | .1 | .1 |
| Hamburger and weiner rolls | 0501 | | 172.7 | 171.9 | 172.1 | -.1 | .1 |
| Other bread rolls and stuffing | 0508 | 06/99 | (²) | 100.0 | 100.0 | (²) | 0 |

See footnotes at end of table.

Table 6. Producer price indexes and percent changes for commodity groupings and individual items, not seasonally adjusted—Continued

(1982=100 unless otherwise indicated)

| Commodity | Commodity code | Other index base | Index | | | Percent change Sep. 1999 From: | |
|--|----------------|------------------|-----------------------|------------------------|------------------------|--------------------------------|------------------|
| | | | May 1999 ¹ | Aug. 1999 ¹ | Sep. 1999 ¹ | Sep. 1998 | Aug. 1999 |
| Bakery products—Continued | 0211 | | | | | | |
| Sweet yeast goods | 07 | | 161.7 | 160.4 | 158.2 | -0.6 | -1.4 |
| Soft cakes | 08 | | 195.0 | 195.0 | 195.0 | 5.1 | 0 |
| Pies | 09 | | 197.6 | 197.6 | 197.6 | 3.7 | 0 |
| Pastries | 11 | | 165.1 | 165.2 | 165.2 | .2 | 0 |
| Cake type doughnuts | 12 | | 175.1 | 175.1 | 175.1 | 1.4 | 0 |
| Cookies, crackers, and related products | 21 | | 177.3 | 177.3 | 177.3 | .7 | 0 |
| Cookies, ice cream cones, and toaster pastries | 2103 | 06/83 | 159.6 | 159.5 | 159.4 | .3 | -1 |
| Crackers, cracker sandwiches and pretzels | 2104 | 06/83 | 192.0 | 192.1 | 192.0 | 1.1 | -1 |
| Flour and flour base mixes and doughs | 0212 | | | | | | |
| Flour | 03 | | 114.5 | 115.2 | 114.2 | .2 | -9 |
| Flour base mixes and doughs | 04 | | 104.6 | 105.9 | 103.9 | .6 | -1.9 |
| | | | 125.8 | 125.8 | 125.9 | -2 | .1 |
| Milled rice | 0213 | | | | | | |
| Head rice | 01 | | 124.2 | 125.3 | 122.9 | -1.3 | -1.9 |
| Medium grain milled rice | 0101 | | 130.3 | 131.9 | 129.6 | -1.1 | -1.7 |
| Long grain milled rice | 0102 | | 132.9 | 135.7 | 133.5 | 3.5 | -1.6 |
| Other milled rice and byproducts | 02 | 06/84 | 110.3 | 108.5 | 106.0 | -15.6 | -2.3 |
| | | | 76.1 | 74.6 | 72.3 | -2.4 | -3.1 |
| Other cereals | 0214 | | | | | | |
| Pasta products | 02 | 06/85 | 153.6 | 153.0 | 152.7 | .9 | -2 |
| Macaroni, spaghetti, vermicelli, & other macaroni prod | 0201 | 06/85 | 122.0 | 122.0 | 122.8 | -7 | 0 |
| Noodle products | 0202 | 06/85 | 122.8 | 122.8 | 122.8 | -9 | 0 |
| Other cereals except pasta products | 09 | 06/85 | 122.3 | 122.3 | 122.3 | .2 | 0 |
| Breakfast cereals, ready to serve | 0904 | 12/83 | 148.9 | 148.2 | 147.9 | 1.1 | -2 |
| Breakfast cereals, cooked | 0905 | 12/83 | 170.5 | 170.5 | 170.5 | 2.3 | 0 |
| Instant hot cereal | 0906 | 12/83 | 196.3 | 195.6 | 195.6 | -6 | 0 |
| Manufactured starch | 0907 | 12/92 | 117.8 | 117.0 | 117.0 | -5 | 0 |
| Other grain mill products, except wheat | 0908 | 06/85 | 134.2 | 129.6 | 128.7 | -2.6 | -7 |
| | | 06/98 | 92.6 | 92.7 | 92.0 | -6 | -8 |
| Meats, poultry, and fish | 022 | | | | | | |
| Meats | 0221 | | 114.1 | 116.6 | 118.2 | 3.8 | 1.4 |
| Beef and veal | 01 | | 104.8 | 108.2 | 109.7 | 9.7 | 1.4 |
| Other USDA graded and ungraded beef carcasses | 0107 | 12/88 | 104.3 | 108.6 | 110.0 | 13.2 | 1.3 |
| Boneless beef including hamburger | 0113 | | 105.0 | (²) | (²) | (²) | (²) |
| Variety meats (edible organs) | 0115 | | 79.2 | 82.7 | 83.3 | 12.7 | .7 |
| Veal, not canned or made into sausage | 0121 | 12/88 | 64.1 | 72.7 | 80.0 | 12.2 | 10.0 |
| Boxed beef | 0125 | 12/88 | 111.8 | 113.7 | 115.0 | 16.0 | 1.1 |
| Pork | 04 | 12/95 | 102.5 | 106.6 | 108.6 | 13.0 | 1.9 |
| Slab bacon | 0419 | | 100.2 | 104.1 | 107.4 | 11.6 | 3.2 |
| Sliced bacon | 0421 | | 68.0 | (²) | (²) | (²) | (²) |
| Hams and picnics, except canned | 0432 | 12/88 | 93.3 | 98.2 | 98.5 | 2.2 | .3 |
| Other smoked pork | 0434 | 12/88 | 103.3 | 104.7 | 107.9 | 1.0 | 3.1 |
| Boiled ham, barbecued pork, and other cooked pork | 0435 | 12/88 | 94.1 | 109.2 | 94.3 | -4.4 | -13.6 |
| Primal and fabricated cuts | 0441 | 12/88 | 111.2 | 107.7 | 112.1 | .1 | 4.1 |
| Other meats | 05 | 12/88 | 115.7 | 121.6 | 128.4 | 19.7 | 5.6 |
| Fresh sausage, pork sausage, breakfast links, etc. | 0571 | 12/88 | 108.2 | 110.5 | 110.2 | 2.4 | -3 |
| Dry and semidry sausage | 0572 | 12/88 | 120.6 | 120.3 | 125.4 | 5.3 | 4.2 |
| Frankfurters and wieners | 0573 | 12/88 | 112.2 | 112.3 | 106.9 | -6.2 | -4.8 |
| Other sausage, smoked and cooked | 0574 | 12/88 | 113.3 | 116.0 | 113.4 | -4 | -2.2 |
| Jellied goods and similar preparations, not canned | 0575 | 12/88 | 109.1 | 109.5 | 110.2 | .1 | .6 |
| Canned meats | 0579 | 12/88 | 130.6 | 132.9 | 129.2 | 2.2 | -2.8 |
| Frozen ground meat patties | 0581 | 12/88 | 116.1 | 112.9 | 112.6 | -2.0 | -3 |
| Frozen portion control, other than meat patties | 0582 | 12/88 | 88.5 | 94.7 | 94.5 | 15.5 | -2 |
| Miscellaneous processed, frozen, or cooked meats | 0583 | 12/88 | 108.6 | 108.6 | 109.0 | -9 | .4 |
| | | | 109.8 | 112.6 | 111.4 | 6.3 | -1.1 |
| Processed poultry | 0222 | | | | | | |
| Young chickens (broilers/fryers/roasters) | 03 | | 114.4 | 114.5 | 115.2 | -11.0 | .6 |
| Turkeys (toms/hens), inc. whole/parts/grou | 06 | | 114.8 | 112.8 | 113.3 | -18.1 | .4 |
| Canned, cooked, smoked or prepared poultry | 08 | | 89.8 | 96.6 | 99.2 | -1.2 | 2.7 |
| Chicken hens and other poultry/small game | 09 | 12/90 | 128.9 | 130.2 | 130.2 | 2.1 | 0 |
| Chicken hens; breeder or egg producing type | 0909 | 12/90 | 90.7 | 87.9 | 87.9 | -8.2 | 0 |
| Other poultry or small game (ducks, geese, rabbits) | 0911 | 12/97 | 79.4 | 74.1 | 73.6 | -16.1 | -7 |
| | | 12/90 | 100.6 | 101.8 | 102.5 | 2.2 | .7 |
| Unprocessed and packaged fish | 0223 | | | | | | |
| Unprocessed finfish | 01 | | 187.1 | 188.4 | 193.4 | 8.2 | 2.7 |
| Haddock | 0101 | | 164.0 | 181.8 | 203.6 | 29.1 | 12.0 |
| Halibut | 0102 | | 171.9 | 242.0 | 204.4 | -14.2 | -15.5 |
| Flounder | 0131 | 12/91 | (²) | 107.8 | 107.8 | (²) | 0 |
| Cod | 0132 | 12/91 | 83.0 | 91.0 | 79.2 | -12.1 | -13.0 |
| Pollock | 0133 | 12/91 | 68.3 | 99.0 | 103.1 | 2.4 | 4.1 |
| Sablefish | 0134 | 12/91 | 93.6 | 86.5 | 138.4 | 69.8 | 60.0 |
| Rockfish | 0135 | 12/91 | 230.8 | 230.8 | 230.8 | 28.2 | 0 |
| Other finfish | 0199 | 12/91 | 134.5 | 134.5 | 134.5 | 16.8 | 0 |
| Fresh packaged fish and seafood | 02 | | 205.5 | 248.5 | 242.5 | 60.6 | -2.4 |
| Frozen packaged fish and seafood | 03 | | 221.5 | 215.1 | 225.8 | 3.2 | 5.0 |
| Frozen packaged fish, excluding shellfish | 0311 | 12/82 | 162.7 | 164.4 | 165.1 | 7.9 | .4 |
| Frozen packaged shellfish and other seafood | 0313 | 12/82 | 164.3 | 167.2 | 167.2 | 5.0 | 0 |
| Canned and cured seafood | 04 | | 144.9 | 145.2 | 146.6 | 11.5 | 1.0 |
| | | | 95.9 | 93.6 | 91.7 | -6.5 | -2.0 |

See footnotes at end of table.

Table 6. Producer price indexes and percent changes for commodity groupings and individual items, not seasonally adjusted—Continued

(1982=100 unless otherwise indicated)

| Commodity | Commodity code | Other index base | Index | | | Percent change Sep. 1999 From: | |
|---|----------------|------------------|-----------------------|------------------------|------------------------|--------------------------------|------------------|
| | | | May 1999 ¹ | Aug. 1999 ¹ | Sep. 1999 ¹ | Sep. 1998 | Aug. 1999 |
| Unprocessed and packaged fish—Continued | 0223 | | | | | | |
| Unprocessed shellfish | 05 | 12/91 | 174.9 | 167.0 | 169.8 | 3.2 | 1.7 |
| Shrimp | 0501 | 12/91 | 127.1 | 132.4 | 157.7 | 19.5 | 19.1 |
| Crabs | 0502 | 12/91 | 175.3 | 123.1 | 115.4 | (²) | -6.3 |
| Clams | 0504 | 12/91 | 179.2 | 226.4 | 207.5 | (²) | -8.3 |
| Other shellfish | 0599 | 12/91 | 234.2 | 238.3 | 235.1 | 11.5 | -1.3 |
| Dairy products | 023 | | 133.0 | 139.9 | 143.9 | -1.2 | 2.9 |
| Fluid milk products | 0231 | | 140.9 | 142.9 | 150.1 | -1.2 | 5.0 |
| Packaged fluid milk and related products | 03 | 12/82 | 139.0 | 138.9 | 148.2 | 3.6 | 6.7 |
| Fluid whole milk | 0301 | | 131.8 | 133.8 | 142.4 | 2.9 | 6.4 |
| Lowfat milk (1/2-2%) | 0302 | 12/82 | 148.2 | 146.2 | 157.9 | 5.5 | 8.0 |
| Skim milk | 0303 | 12/82 | 153.3 | 149.2 | 161.2 | 10.1 | 8.0 |
| Cream: light, heavy, sour, half & half, and whipped | 0304 | 12/82 | 134.7 | 136.6 | 138.7 | -6.7 | 1.5 |
| Cottage cheese | 04 | 12/82 | 172.7 | 169.7 | 182.0 | 9.0 | 7.2 |
| Other milk products | 05 | 12/82 | 139.3 | 138.7 | 141.4 | 1.6 | 1.9 |
| Bulk fluid milk and cream | 06 | 12/91 | 108.1 | 117.8 | 118.5 | -17.9 | .6 |
| Butter | 0232 | | 75.7 | 95.6 | 89.0 | -47.7 | -6.9 |
| Natural, processed, and imitation cheese | 0233 | | 120.7 | 134.7 | 137.1 | 3.9 | 1.8 |
| Natural cheese, except cottage cheese | 02 | | 114.4 | 132.6 | 133.8 | 2.8 | .9 |
| Processed cheese and related products | 03 | | 132.8 | 137.0 | 141.9 | 5.7 | 3.6 |
| Ice cream and frozen desserts | 0234 | | 153.0 | 154.1 | 154.7 | 4.5 | .4 |
| Dry, condensed, and evaporated milk prod | 0235 | | 138.0 | 137.8 | 144.1 | 3.7 | 4.6 |
| Dry milk products | 02 | 12/83 | 117.2 | 117.3 | 118.0 | -3.2 | .6 |
| Liquid milk products | 03 | 12/83 | 174.9 | 174.0 | 190.2 | 12.6 | 9.3 |
| Consumer-type canned milk products | 0301 | 12/83 | 192.4 | 192.1 | 192.1 | 1.6 | 0 |
| Bulk liquid milk products | 0303 | 12/83 | 134.4 | 132.9 | (²) | (²) | (²) |
| Processed fruits and vegetables | 024 | | 127.9 | 127.2 | 127.5 | 1.8 | .2 |
| Canned fruits and juices | 0241 | | 137.9 | 137.9 | 138.3 | 3.7 | .3 |
| Canned fruits | 01 | | 129.9 | 130.5 | 131.7 | 2.0 | .9 |
| Canned fruit juices | 02 | | 144.2 | 143.9 | 143.8 | 4.4 | -1 |
| Frozen fruits, juices and ades | 0242 | | 121.8 | 117.8 | 120.8 | 3.1 | 2.5 |
| Frozen fruits, melons, and berries | 02 | | 141.9 | 129.2 | 138.6 | 6.6 | 7.3 |
| Frozen juices and ades | 03 | | 115.4 | 114.0 | 115.0 | 1.9 | .9 |
| Frozen orange juice | 0301 | | 113.3 | 111.5 | 112.5 | 2.7 | .9 |
| Other frozen fruit and berry juice, concentrate | 0311 | | 148.1 | 148.0 | 148.8 | .9 | .5 |
| Frozen fruit ades, drinks and cocktails | 0313 | 06/97 | 112.8 | 111.6 | 113.1 | -2.2 | 1.3 |
| Citrus pulp and other citrus by products | 04 | 06/97 | 66.5 | 66.5 | 66.5 | -1.8 | 0 |
| Dried and dehydrated fruits | 0243 | | 120.6 | 120.6 | 118.8 | -5.3 | -1.5 |
| Canned vegetables and juices | 0244 | | 121.0 | 121.0 | 120.9 | .8 | -1 |
| Canned vegetables, excl. hominy and mushrooms | 0102 | 12/87 | 119.0 | 119.0 | 118.6 | 1.1 | -3 |
| Catsup and other tomato sauces | 0127 | 12/87 | 116.7 | 116.8 | 116.7 | .3 | -1 |
| Canned vegetable juices | 0139 | 12/87 | 103.8 | 103.8 | 103.8 | 3.0 | 0 |
| Frozen vegetables | 0245 | | 125.9 | 126.1 | 126.1 | .6 | 0 |
| Frozen potatoes | 02 | 12/90 | 108.7 | 108.5 | 109.1 | 1.0 | .6 |
| Frozen French fried potatoes | 0201 | | 135.6 | 135.8 | 136.6 | 1.3 | .6 |
| Other frozen potato products | 0209 | | 125.8 | 123.6 | 124.2 | -6 | .5 |
| Frozen vegetables, except potatoes | 05 | 12/90 | 105.7 | 106.3 | 105.5 | .2 | -8 |
| Frozen vegetable combinations | 0521 | 12/90 | 101.0 | 101.7 | 100.4 | -2 | -1.3 |
| Frozen vegetables, exc. potatoes & vegetable combos | 0541 | 06/97 | 101.3 | 101.9 | 101.3 | .4 | -6 |
| Dried and dehydrated vegetables | 0246 | | 173.6 | 164.3 | 166.1 | 9.3 | 1.1 |
| Dehydrated soups | 0247 | 06/91 | 104.3 | 104.3 | 104.3 | (²) | 0 |
| Sugar and confectionery | 025 | | 135.9 | 135.6 | 135.7 | .7 | .1 |
| Raw cane sugar and byproducts | 0252 | | 115.5 | 112.5 | 111.1 | -2.5 | -1.2 |
| Raw cane sugar | 0101 | | 118.3 | 115.2 | 114.0 | -1.6 | -1.0 |
| Cane sugar byproducts | 0102 | 06/89 | 51.3 | 51.3 | 46.5 | -27.7 | -9.4 |
| Refined sugar | 0253 | | 122.7 | 122.5 | 121.8 | 1.2 | -6 |
| Granulated sugar | 03 | 06/82 | 123.6 | 123.4 | 122.8 | 1.7 | -5 |
| Consumer units and individual services | 0301 | 06/82 | 129.3 | 128.6 | 127.8 | .8 | -6 |
| Commercial units and bulk | 0302 | 06/82 | 121.3 | 121.3 | 120.8 | 2.1 | -4 |
| Confectioners' powdered sugar | 04 | 06/82 | 128.5 | 128.2 | 125.2 | -4.8 | -2.3 |
| Brown sugar | 05 | 06/82 | 105.5 | 105.4 | (²) | (²) | (²) |
| Liquid sugar or sugar syrup | 06 | 06/82 | 119.5 | (²) | (²) | (²) | (²) |
| Confectionery materials | 0254 | | 94.1 | 92.8 | 93.4 | 0 | .6 |

See footnotes at end of table.

Table 6. Producer price indexes and percent changes for commodity groupings and individual items, not seasonally adjusted—Continued

(1982=100 unless otherwise indicated)

| Commodity | Commodity code | Other index base | Index | | | Percent change Sep. 1999 From: | |
|---|----------------|------------------|-----------------------|------------------------|------------------------|--------------------------------|-----------|
| | | | May 1999 ¹ | Aug. 1999 ¹ | Sep. 1999 ¹ | Sep. 1998 | Aug. 1999 |
| Confectionery materials—Continued | 0254 | | | | | | |
| Chocolate coatings | 0104 | 06/83 | 105.2 | 100.0 | 104.8 | -3.0 | 4.8 |
| Other chocolate and cocoa products | 0105 | 06/83 | 114.6 | 112.0 | 114.1 | -4.8 | 1.9 |
| Corn sweeteners | 0107 | 06/85 | 96.9 | 97.0 | 96.0 | 3.6 | -1.0 |
| Confectionery end products | 0255 | | 170.6 | 171.0 | 171.4 | 1.1 | .2 |
| Chewing gum | 02 | | 145.1 | 145.1 | 145.3 | .7 | .1 |
| Candy and nuts | 03 | 06/83 | 153.5 | 153.9 | 154.3 | 1.1 | .3 |
| Chocolate and chocolate-type confectionery products | 0301 | 06/83 | 146.7 | 146.8 | 147.4 | 1.3 | .4 |
| Nonchocolate confectionery products | 0302 | 06/83 | 148.5 | 149.3 | 149.3 | 2.2 | 0 |
| Processed nuts and seeds | 0304 | 06/91 | 115.6 | 116.3 | 116.4 | -.8 | .1 |
| Other confectionery products | 0305 | 06/91 | 133.2 | 133.2 | 133.2 | .5 | 0 |
| Beverages and beverage materials | 026 | | 138.2 | 138.8 | 138.8 | 1.6 | 0 |
| Alcoholic beverages | 0261 | | 136.3 | 137.1 | 137.5 | 2.1 | .3 |
| Malt beverages | 01 | | 132.2 | 133.8 | 133.4 | 3.3 | -.3 |
| Bottled beer | 0101 | | 123.4 | 123.4 | 123.4 | .8 | 0 |
| Canned beer | 0103 | | 135.6 | 136.7 | 136.8 | 3.7 | 1.1 |
| Barrels and kegs | 0105 | 06/82 | 149.6 | 161.3 | 154.2 | 7.2 | -4.4 |
| Other malt beverages | 0107 | 06/82 | 137.0 | 141.5 | 141.5 | 8.2 | 0 |
| Distilled spirits exc brandy (bulk & bott) | 02 | | 146.2 | 144.7 | 144.7 | -6.7 | 0 |
| Bottled liquor, except brandy | 0215 | 06/83 | 156.9 | 155.9 | 155.9 | 1.3 | 0 |
| Wines, brandy and brandy spirits | 04 | 12/83 | 143.5 | 142.8 | 146.9 | 4.4 | 2.9 |
| Grape table wines | 0431 | 12/83 | 141.1 | 140.5 | 139.5 | 1.1 | -.7 |
| Dessert wines | 0434 | | 114.6 | 116.8 | 116.7 | 3.4 | -.1 |
| Effervescent wines | 0435 | 12/83 | 141.2 | 137.8 | 138.6 | 2.4 | .6 |
| Non-grape, fortified, & specialty wine or coolers | 0438 | 12/98 | 98.5 | 98.2 | 129.5 | (²) | 31.9 |
| Soft drinks | 0262 | | 137.4 | 138.1 | 138.1 | 2.4 | 0 |
| Noncarbonated soft drinks | 06 | | 137.1 | 138.1 | 137.9 | 1.0 | -.1 |
| Bottled carbonated soft drinks | 07 | 12/96 | 105.3 | 105.9 | 106.4 | 3.8 | .5 |
| Refillable bottled carbonated soft drinks | 0701 | 12/96 | 100.9 | 100.5 | 100.9 | 1.4 | .4 |
| Nonrefillable bottled carbonated soft drinks | 0703 | 12/96 | 108.9 | 108.8 | 108.9 | 3.9 | .1 |
| Bottled carbonated soft drinks in plastic | 0705 | 12/96 | 104.2 | 105.3 | 106.0 | 4.1 | .7 |
| Canned carbonated soft drinks | 08 | 12/96 | 100.1 | 100.4 | 100.3 | 1.8 | -.1 |
| Soft drink flavoring syrup sold bulk | 09 | 12/96 | 109.9 | 110.9 | 109.5 | 2.9 | -1.3 |
| Packaged beverage materials | 0263 | | 133.3 | 133.3 | 131.7 | -2.2 | -1.2 |
| Coffee (whole bean, ground, & instant) | 01 | | 135.3 | 135.3 | 133.3 | -2.6 | -1.5 |
| Soluble (instant) coffee | 0103 | | 131.0 | 131.0 | 131.0 | 0 | 0 |
| Ground roasted and whole bean coffee | 0104 | 06/88 | 117.2 | 117.2 | 115.1 | -3.1 | -1.8 |
| Tea | 03 | | 120.4 | 120.4 | 120.8 | .4 | .3 |
| Other beverage materials | 0264 | | 146.2 | 146.2 | 146.3 | 1.2 | .1 |
| Malt and malt byproducts | 0101 | | 90.8 | 90.8 | 91.2 | -6.1 | .4 |
| Liquid beverage bases, not used for soft drinks | 0109 | 12/85 | 146.2 | 146.2 | 146.2 | .8 | 0 |
| Liquid beverage bases, used for soft drinks | 0111 | 12/85 | 160.5 | 160.5 | 160.5 | 2.8 | 0 |
| Fats and oils | 027 | | 124.1 | 118.8 | 120.8 | -15.7 | 1.7 |
| Crude corn, cottonseed, and soybean oils | 0272 | | 95.1 | 85.1 | 85.4 | -34.9 | .4 |
| Crude soybean oil | 0102 | 12/87 | 101.1 | 90.1 | 90.1 | -35.8 | 0 |
| Refined corn, cottonseed, & soybean oils | 0275 | 06/85 | 72.0 | 68.5 | 67.7 | -22.7 | -1.2 |
| Cottonseed oil, refined | 0101 | 06/85 | 76.9 | 75.0 | 70.8 | -19.7 | -5.6 |
| Other vegetable oils and by-products | 0277 | 12/98 | 91.5 | 89.2 | 89.5 | (²) | .3 |
| All other vegetable oils, non-deodorized | 01 | 12/98 | 86.4 | 81.2 | 83.3 | (²) | 2.6 |
| All other deodorized oils and by-products | 02 | 12/98 | 103.4 | 108.1 | 103.9 | (²) | -3.9 |
| Shortening and cooking oil | 0278 | | 141.9 | 139.2 | 143.0 | .4 | 2.7 |
| Shortening, 100% vegetable | 0102 | 12/89 | 114.2 | 112.7 | 117.7 | -1.5 | 4.4 |
| Margarine | 0109 | | 177.5 | 177.1 | 177.3 | 26.7 | .1 |
| Salad and cooking oils | 0111 | | 120.4 | 114.6 | 118.2 | -13.9 | 3.1 |
| All other fully refined oils | 0113 | | 118.8 | 113.2 | 111.7 | -14.6 | -1.3 |
| Miscellaneous processed foods | 028 | | 155.0 | 155.5 | 156.3 | 1.2 | .5 |
| Jams, jellies, and preserves | 0281 | | 132.1 | 132.3 | 132.3 | .8 | 0 |
| Pickles and pickle products | 0282 | | 172.9 | 175.1 | 174.6 | 1.5 | -.3 |
| Processed eggs | 0283 | | 91.9 | 91.1 | 92.6 | -5.5 | 1.6 |
| Canned specialties | 0284 | | 168.1 | 168.6 | 169.9 | 2.1 | .8 |
| Canned dry beans | 0102 | 12/82 | 121.7 | 121.7 | 121.7 | .2 | 0 |
| Canned specialty foods | 0103 | 12/82 | 125.7 | 125.6 | 127.0 | 1.2 | 1.1 |
| Canned soups | 0104 | 12/82 | 218.4 | 220.4 | 222.9 | 2.5 | 1.1 |
| Frozen specialties | 0285 | | 143.6 | 145.0 | 146.6 | 2.2 | 1.1 |

See footnotes at end of table.

Table 6. Producer price indexes and percent changes for commodity groupings and individual items, not seasonally adjusted—Continued

(1982=100 unless otherwise indicated)

| Commodity | Commodity code | Other index base | Index | | | Percent change Sep. 1999 From: | |
|--|----------------|------------------|-----------------------|------------------------|------------------------|--------------------------------|------------------|
| | | | May 1999 ¹ | Aug. 1999 ¹ | Sep. 1999 ¹ | Sep. 1998 | Aug. 1999 |
| Frozen specialties—Continued | 0285 | | | | | | |
| Frozen pies and other baked goods | 0109 | 12/82 | 159.7 | 160.0 | 161.7 | 2.5 | 1.1 |
| Frozen dinners, meat pies, ethnic foods | 0111 | 12/82 | 137.3 | 139.4 | 140.9 | 1.7 | 1.1 |
| Other frozen specialties | 0113 | 12/82 | 147.0 | 147.5 | 148.8 | 3.3 | .9 |
| Meat sauces | 0286 | | 148.4 | 149.7 | 149.7 | 1.6 | 0 |
| Other miscellaneous processed foods | 0289 | | 160.6 | 160.7 | 161.2 | .8 | .3 |
| Mayonnaise, salad dressings, and sandwich spreads | 0102 | 12/86 | 145.0 | 144.9 | 144.9 | -.2 | 0 |
| Macaroni & noodle prods., packaged w/oth ingredients | 0144 | 06/98 | 100.3 | 100.3 | 100.3 | .3 | 0 |
| Dry mix preparations | 0148 | 06/91 | 105.8 | 106.1 | 108.6 | 2.3 | 2.4 |
| Perishable prepared foods, not frozen | 0149 | 06/91 | 116.7 | 117.0 | 116.9 | .4 | -.1 |
| Flavoring extracts, emulsions & other liquid flavors | 0151 | 12/85 | 109.4 | 109.6 | 109.4 | -.2 | -.2 |
| Miscellaneous flavoring powders and tablets | 0153 | 12/85 | 142.3 | 142.4 | 142.4 | .4 | 0 |
| Fruit, crushed or whole for fountain & ice cream use | 0155 | 12/85 | 81.0 | 81.0 | 81.0 | .6 | 0 |
| Spices | 0156 | 06/91 | 147.8 | 147.6 | 148.2 | 1.7 | .4 |
| Peanut butter | 0158 | 06/91 | 85.9 | 85.9 | 85.9 | .1 | 0 |
| Manufactured ice | 0161 | 12/85 | 125.5 | 125.7 | 125.6 | 1.4 | -.1 |
| Dairy product substitutes | 0162 | 06/92 | 115.2 | 114.7 | 115.8 | 1.3 | 1.0 |
| Desserts (ready-to-mix) | 0171 | 12/85 | 132.0 | 132.0 | 132.0 | 0 | 0 |
| Chips (potato, corn, etc.) | 0172 | 12/85 | 129.2 | 129.3 | 129.6 | 1.1 | .2 |
| Cider and vinegar | 0174 | 12/85 | 105.0 | 105.0 | 105.0 | 0 | 0 |
| Other food preparations | 0175 | 12/85 | 141.3 | 141.5 | 141.6 | .2 | .1 |
| Prepared animal feeds | 029 | | 97.0 | 97.4 | 97.8 | -3.9 | .4 |
| Corn, cottonseed, & soybean cake & meal | 0292 | | 65.7 | 70.4 | 69.4 | -5.4 | -1.4 |
| Cottonseed cake and meal | 0101 | | 82.9 | 81.6 | 79.7 | -6.3 | -2.3 |
| Soybean meal | 0111 | | 63.8 | 67.8 | 67.0 | -5.1 | -1.2 |
| Corn gluten meal | 0113 | 06/85 | 116.0 | 148.2 | 143.3 | -4.2 | -3.3 |
| Formula feeds | 0293 | | 99.1 | 97.8 | 99.0 | -4.0 | 1.2 |
| Poultry feeds: egg-type, broiler and turkey | 0102 | 12/86 | 99.4 | 97.3 | 97.9 | -6.2 | .6 |
| Dairy cattle feeds, complete | 0104 | 12/86 | 104.4 | 102.6 | 106.4 | 3.4 | 3.7 |
| Dairy cattle feeds, supplements and concentrates | 0106 | 12/86 | 115.3 | 113.8 | 113.8 | -3.8 | 0 |
| Swine feeds, complete | 0108 | 12/86 | 123.2 | 122.5 | 123.9 | -3.9 | 1.1 |
| Swine feeds, supplements and concentrates | 0112 | 12/86 | 99.3 | 102.0 | 103.2 | -2.4 | 1.2 |
| Beef cattle feeds, complete | 0114 | 12/86 | 131.4 | 129.9 | 133.3 | -1.6 | 2.6 |
| Beef cattle feeds, supplements and concentrates | 0116 | 12/86 | 121.3 | 116.2 | 115.7 | -8.4 | -.4 |
| Other poultry and livestock feeds | 0118 | 12/86 | 108.4 | 108.6 | 110.2 | -5.3 | 1.5 |
| Miscellaneous feedstuffs | 0294 | | 131.7 | 131.2 | 131.5 | -3.3 | .2 |
| Pet food | 02 | | 153.6 | 153.4 | 153.1 | -1.1 | -.2 |
| Dog and cat food | 0202 | 12/85 | 132.5 | 132.5 | 132.0 | -.7 | -.4 |
| Other pet and specialty feeds | 0203 | 12/85 | 119.4 | 117.9 | 119.9 | -4.5 | 1.7 |
| Other than pet food | 03 | | 90.9 | 90.0 | 91.3 | -7.7 | 1.4 |
| Meat meal and meat and bone meal | 0301 | | 71.6 | 73.0 | 76.2 | -.1 | 4.4 |
| Dry rendered tankage | 0303 | | 65.9 | (²) | 69.7 | 3.1 | (²) |
| Fish scrap and meal | 0305 | | 122.8 | 110.1 | 110.2 | -40.3 | .1 |
| Sugar beet pulp, all forms | 0313 | 06/82 | 97.1 | 96.4 | 96.4 | -8.8 | 0 |
| Feed grade condensed and evaporated mi | 0315 | 12/83 | 133.9 | 129.3 | 132.6 | -23.6 | 2.6 |
| Other corn wet process by-products | 0317 | 06/85 | 87.4 | 82.6 | 83.8 | -10.1 | 1.5 |
| Killing floor offal, scrap, bones | 0321 | 12/88 | 96.7 | 96.7 | 96.6 | -11.5 | -.1 |
| Soybean byproducts, incl. soy flour, grits, isolates | 0323 | 06/95 | 98.6 | 99.0 | 96.5 | -2.9 | -2.5 |
| Other prepared animal feeds, inc. feeding materials | 0325 | 12/97 | 59.4 | 61.1 | 62.4 | -7.7 | 2.1 |
| Textile products and apparel | 03 | | 121.2 | 120.3 | 120.4 | -2.0 | .1 |
| Synthetic fibers | 031 | | 103.5 | 102.7 | 102.7 | -6.2 | 0 |
| Unprocessed filament yarns | 0315 | | 107.3 | 106.4 | 106.4 | -6.2 | 0 |
| Non-cellulosic | 02 | | 98.9 | 97.9 | 98.2 | -6.9 | .3 |
| Fibrous glass yarn | 0231 | | 106.4 | 102.7 | 104.4 | -2.5 | 1.7 |
| Nylon and other polyamide fibers | 0235 | 06/98 | 93.1 | 91.3 | 91.7 | -7.4 | .4 |
| Polyester yarn, staple, tow, and waste | 0237 | 06/98 | 92.0 | 90.9 | 90.9 | -9.1 | 0 |
| Other noncellulosic manmade, ex. glass, carton, graf | 0238 | 06/98 | 81.4 | 82.8 | 83.0 | -15.4 | .2 |
| Producer textured noncellulosic manmade fibers | 0239 | 06/98 | 94.9 | 95.0 | (²) | (²) | (²) |
| Processed yarns and threads | 032 | | 108.5 | 108.0 | 107.8 | -4.3 | -.2 |
| Yarns | 0326 | | 105.2 | 104.7 | 104.5 | -4.7 | -.2 |
| Cotton | 01 | | 95.8 | 93.6 | 93.0 | -8.5 | -.6 |
| Gray combed cotton yarn | 0102 | 12/82 | 101.5 | 99.4 | 100.3 | -3.5 | .9 |
| Gray carded cotton yarn | 0104 | 12/82 | 86.5 | 83.4 | 82.6 | -12.8 | -1.0 |
| Finished cotton yarns | 0108 | 12/94 | 102.6 | 102.2 | 102.2 | -.8 | 0 |
| Wool | 02 | | 101.3 | 100.9 | 100.1 | -1.9 | -.8 |
| Synthetic | 03 | | 108.6 | 109.2 | 109.2 | -2.7 | 0 |
| Other throwing and winding mill products | 04 | 12/88 | 113.9 | 113.8 | 113.8 | -4.7 | 0 |
| Rewound plied and novelty yarn, produced by others | 0401 | 12/88 | 110.6 | 108.1 | 108.1 | -3.0 | 0 |
| Thrown filament yarns, except textured | 0402 | 12/88 | 122.6 | (²) | (²) | (²) | (²) |
| Textured bulked or crimped filament yarn | 0403 | 12/96 | 94.0 | 94.0 | 94.0 | -5.1 | 0 |

See footnotes at end of table.

Table 6. Producer price indexes and percent changes for commodity groupings and individual items, not seasonally adjusted—Continued

(1982=100 unless otherwise indicated)

| Commodity | Commodity code | Other index base | Index | | | Percent change Sep. 1999 From: | |
|--|----------------|------------------|-----------------------|------------------------|------------------------|--------------------------------|------------------|
| | | | May 1999 ¹ | Aug. 1999 ¹ | Sep. 1999 ¹ | Sep. 1998 | Aug. 1999 |
| Yarns—Continued | 0326 | | | | | | |
| Commission throwing/texturing filament yar | 05 | 12/88 | 106.0 | 106.0 | 106.0 | 0 | 0 |
| Threads | 0327 | | 161.2 | 161.2 | 161.2 | .5 | 0 |
| Cotton finished | 01 | | 170.4 | 170.4 | 170.4 | 0 | 0 |
| Cotton thread, industrial use | 0101 | | 170.1 | (²) | (²) | (²) | (²) |
| Synthetic and silk, finished | 03 | | 158.2 | 158.2 | 158.2 | .5 | 0 |
| Synthetic and silk thread, industrial use | 0337 | 06/84 | 148.8 | 148.8 | 148.8 | .5 | 0 |
| Gray fabrics | 033 | | 115.5 | 112.1 | 112.5 | -6.7 | .4 |
| Broadwovens | 0337 | | 115.1 | 110.9 | 111.4 | -7.4 | .5 |
| Cotton | 01 | | 116.4 | 110.9 | 112.9 | -5.0 | 1.8 |
| Synthetic | 03 | | 110.4 | 107.0 | 106.8 | -8.5 | -2 |
| Knits | 0338 | | 117.1 | 117.3 | 117.2 | -3.5 | -1 |
| Circular knits, except hosiery | 03 | | 110.6 | 110.6 | 110.6 | -4.2 | 0 |
| Warp knits, except hosiery | 04 | | 130.5 | 131.1 | 131.0 | -1.0 | -1 |
| Other fabrics | 0339 | 06/84 | 105.2 | 103.6 | 103.6 | -6.9 | 0 |
| Finished fabrics | 034 | | 122.6 | 122.9 | 123.0 | -6 | .1 |
| Broadwovens | 0342 | | 120.3 | 121.4 | 121.5 | .4 | .1 |
| Cotton | 01 | | 113.7 | 115.9 | 116.3 | 1.0 | .3 |
| Wool | 02 | | 115.7 | 115.9 | 116.0 | -2.5 | .1 |
| Apparel fabrics | 0203 | 06/85 | 104.3 | 103.4 | 103.5 | -2.2 | .1 |
| Non-apparel fabrics and felts | 0207 | 06/85 | 122.9 | 135.1 | 134.6 | -4.8 | -4 |
| Synthetic | 03 | | 128.0 | 128.0 | 127.9 | .7 | -1 |
| Knits | 0343 | | 103.9 | 103.8 | 103.9 | -3.3 | .1 |
| Finished circular knit fabrics | 02 | 12/94 | 89.5 | 89.4 | 89.4 | -4.8 | 0 |
| Finished circular knit fabrics | 0212 | 12/94 | 89.5 | 89.4 | 89.4 | -4.8 | 0 |
| Finished warp knit fabrics | 09 | 06/95 | 102.1 | 102.0 | 102.3 | -6 | .3 |
| Narrow fabrics | 0344 | | 126.2 | 126.3 | 126.3 | 1.0 | 0 |
| Nonwovens and felt goods | 0345 | | 135.5 | 135.2 | 135.0 | -1.2 | -1 |
| Nonwoven fabrics | 0321 | | 136.2 | 135.8 | 135.6 | -1.5 | -1 |
| Punched or needled felt | 0332 | 12/85 | 106.8 | 106.8 | 106.8 | 0 | 0 |
| Coated fabrics, not rubberized | 0346 | 06/85 | 134.0 | 134.3 | 134.6 | 1.4 | .2 |
| Vinyl coated or laminated fabric | 0102 | 06/85 | 130.6 | 130.6 | 130.5 | 1.1 | -1 |
| Polyurethane and other coated or laminated fabric | 0103 | 06/85 | 137.4 | 138.0 | 138.8 | 1.8 | .6 |
| Embroideries and lace goods | 0347 | 06/85 | 147.0 | 147.0 | 147.0 | -1 | 0 |
| Embroideries | 01 | 06/85 | 146.9 | 147.0 | 147.0 | -1 | 0 |
| Schiffli machine embroideries | 0105 | 06/85 | 142.3 | 142.3 | 142.3 | .9 | 0 |
| Other embroideries and needlework on fabric | 0106 | 12/85 | 145.4 | 145.5 | 145.5 | -1 | 0 |
| Lace goods | 02 | 12/85 | 138.2 | 138.0 | 137.7 | -2.2 | -2 |
| Apparel & other fabricated textile prods | 038 | | 127.1 | 126.1 | 126.3 | -6 | .2 |
| Apparel | 0381 | | 127.3 | 125.9 | 126.1 | -6 | .2 |
| Women's | 01 | | 124.2 | 121.5 | 122.1 | -5 | .5 |
| Skirts, including uniforms | 0122 | | 109.6 | 109.4 | 109.4 | -3 | 0 |
| All other outerwear, n.e.c. | 0143 | 06/83 | 135.5 | 130.8 | 130.8 | -3.2 | 0 |
| Sweaters, jackets, and jerseys | 0144 | 12/84 | 114.6 | 114.6 | 114.8 | -8 | .2 |
| Dresses | 0145 | 12/84 | 117.0 | 112.8 | 112.9 | -3.9 | .1 |
| Suits | 0146 | 12/84 | 80.8 | 80.8 | 80.8 | .1 | 0 |
| Slacks, jeans, and dungarees | 0151 | 12/84 | 103.0 | 100.6 | 100.6 | 1.6 | 0 |
| Blouses, waists & shirts exc. knit sport & sweat | 0152 | | 156.1 | 154.4 | 154.7 | 2.9 | .2 |
| Knit outerwear sportshirts, incl. sweatshirts | 0153 | | 149.6 | 143.4 | 150.0 | -1 | 4.6 |
| Separate tailored suit-type jackets, incl. uniforms | 0162 | | 117.4 | 117.4 | 117.4 | -1 | 0 |
| Tailored coats, ex. fur, all leather & raincoats | 0163 | | 86.5 | 86.5 | 86.5 | (²) | 0 |
| Finished seamless and simulated seamed hosiery | 0169 | 06/84 | 124.1 | 119.8 | 122.6 | -1.0 | 2.3 |
| Unfinished seamless and simulated seamed hosiery | 0171 | 06/84 | 120.5 | 120.5 | 120.5 | -2.2 | 0 |
| Brassieres | 0174 | | 134.5 | 134.2 | 134.6 | 2.0 | .3 |
| Girdles, corsets, combinations and accessories | 0175 | | 164.3 | 164.3 | 164.3 | 1.2 | 0 |
| Panties | 0176 | | 139.9 | 140.1 | 140.1 | 1.1 | 0 |
| Nightwear | 0178 | | 116.0 | 115.6 | 115.6 | -3 | 0 |
| Ladies' robes, dressing gowns and housecoats | 0179 | | 124.9 | 124.9 | 124.9 | 0 | 0 |
| Underwear, except slips and panties | 0181 | 06/83 | 136.0 | (²) | 136.0 | 0 | (²) |
| Bathing suits | 0182 | | 179.3 | (²) | (²) | (²) | (²) |
| Men's and boys' | 02 | | 133.5 | 132.6 | 132.8 | -5 | .2 |
| Men's business & other suits, regular & light weight | 0206 | | 153.4 | 154.8 | 154.7 | 1.2 | -1 |
| Men's & boys' dress, sport, & uniform trousers | 0215 | | 135.9 | 134.2 | 134.3 | -4 | .1 |
| Men's and boys' jeans and jean cut casual slacks | 0216 | 12/92 | 108.9 | 108.5 | 108.5 | .1 | 0 |
| Men's and boys' work clothing | 0221 | | 133.6 | 133.8 | 133.8 | 2.5 | 0 |
| Men's and boys' work shirts | 0228 | 06/83 | 132.7 | 132.8 | 132.8 | .5 | 0 |
| Men's sport coats & jackets, business type & other | 0256 | | 137.4 | 137.4 | 137.4 | .4 | 0 |

See footnotes at end of table.

Table 6. Producer price indexes and percent changes for commodity groupings and individual items, not seasonally adjusted—Continued

(1982=100 unless otherwise indicated)

| Commodity | Commodity code | Other index base | Index | | | Percent change Sep. 1999 From: | |
|--|----------------|------------------|-----------------------|------------------------|------------------------|--------------------------------|-----------|
| | | | May 1999 ¹ | Aug. 1999 ¹ | Sep. 1999 ¹ | Sep. 1998 | Aug. 1999 |
| Apparel—Continued | 0381 | | | | | | |
| Men's tailored outercoats | 0261 | 12/93 | 109.0 | 109.0 | 109.0 | 0 | 0 |
| Men's & boys' raincoats & other waterproof outerwear | 0266 | 06/85 | 130.5 | 130.5 | (?) | (?) | (?) |
| Men's and boys' leather coats and jackets | 0267 | 12/85 | 139.7 | 139.7 | 139.7 | .9 | 0 |
| Men's finished hosiery | 0272 | | 130.5 | 130.6 | 131.1 | .5 | .4 |
| Men's unfinished hosiery | 0273 | 06/84 | 105.8 | 105.8 | (?) | (?) | (?) |
| Men's and boys' knit undershirts | 0274 | | 131.8 | 129.7 | 129.7 | -4.7 | 0 |
| Men's and boys' knit shorts and briefs | 0275 | | 116.9 | 117.0 | 117.0 | .1 | 0 |
| Men's and boys' thermal underwear | 0277 | 06/82 | 172.6 | (?) | (?) | (?) | (?) |
| Men's and boys' robes and dressing gowns | 0279 | 06/85 | 124.6 | 124.6 | (?) | (?) | (?) |
| Men's and boy's neckwear | 0282 | | 140.2 | 140.2 | 142.8 | 1.2 | 1.9 |
| Sweaters, jackets, swimwear, and athletic shorts | 0283 | 12/97 | 99.8 | 99.8 | 99.8 | .1 | 0 |
| Men's and boys' dress and woven sport shirts | 0286 | 12/96 | 99.1 | 100.0 | 99.8 | .8 | -2 |
| Men's/boys' knit sportshirts incl. sweatshirts | 0298 | 06/83 | 111.0 | 107.9 | 108.7 | -3.1 | .7 |
| Girls', children's and infants' | 03 | | 117.8 | 117.2 | 116.3 | -3.5 | -8 |
| Dresses/blouses/shirts, ex. knit sport & sweatshirts | 0349 | 12/84 | 129.7 | 127.2 | 128.7 | -4 | 1.2 |
| Coats, coat and legging, and snowpant sets | 0352 | 12/84 | 193.6 | (?) | (?) | (?) | (?) |
| Sweaters, jackets, and jerseys | 0354 | 12/84 | 136.8 | 144.3 | 144.1 | 4.4 | -1 |
| Other outerwear, n.e.c. | 0355 | 12/84 | 95.3 | 95.4 | 92.3 | -9.6 | -3.2 |
| Infants' and children's ankle hosiery | 0363 | 06/84 | 107.6 | 106.7 | 103.0 | -5.2 | -3.5 |
| Other infants' and children's finished hosiery | 0365 | 06/84 | 105.6 | 105.6 | 105.6 | .8 | 0 |
| Underwear | 0368 | 06/82 | 147.2 | 147.2 | 147.2 | 0 | 0 |
| Nightwear | 0369 | 06/82 | 114.3 | 121.7 | 121.8 | 6.6 | .1 |
| Miscellaneous apparel and accessories | 04 | 12/83 | 129.4 | 129.2 | 129.5 | 1.3 | .2 |
| Fur products | 0407 | 12/83 | 130.9 | 130.3 | 130.3 | 4.9 | 0 |
| Milling, hats, and caps | 0413 | 12/90 | 120.2 | 119.9 | 120.4 | .9 | .4 |
| Fabric workgloves and mittens | 0419 | 06/85 | 128.2 | 128.2 | 128.5 | .5 | .2 |
| Waterproof outerwear, n.e.c. | 0421 | 06/85 | 134.6 | 134.6 | 134.6 | 8.3 | 0 |
| Leather & sheep lined clothing, ex. coats & jackets | 0423 | 12/85 | 104.1 | 104.1 | 104.1 | -8 | 0 |
| Knit products, n.e.c. | 0429 | 12/85 | 106.4 | 103.0 | 105.2 | -4.5 | 2.1 |
| Apparel and accessories, n.e.c. | 0441 | 12/85 | 126.7 | 126.9 | 127.1 | -2 | .2 |
| Contract work on apparel | 05 | 06/87 | 116.2 | 116.6 | 116.3 | -3 | -3 |
| Textile housefurnishings | 0382 | | | | | | |
| Bed clothes | 01 | | 114.2 | 114.2 | 114.0 | -1.0 | -2 |
| Other textile housefurnishings | 03 | 06/83 | 129.4 | 129.3 | 129.3 | -1 | 0 |
| Cotton towels and washcloths | 0303 | | 122.4 | 122.2 | 122.8 | .6 | .5 |
| Draperies | 0307 | | 154.0 | 154.0 | 154.0 | 0 | 0 |
| Curtains, except lace | 0308 | 06/84 | 132.9 | 132.9 | 132.9 | .3 | 0 |
| Curtains and draperies, knit | 0309 | 06/98 | 99.9 | 99.9 | 99.6 | -4 | -3 |
| Other textile housefurnishings | 0311 | 06/83 | 126.1 | 126.2 | 125.8 | -6 | -3 |
| Fabricated products, n.e.c. | 0383 | | | | | | |
| Camping equipment | 02 | | 129.3 | 129.8 | 129.9 | -5 | .1 |
| Sleeping bags | 0213 | 12/85 | 137.9 | 138.0 | 138.1 | -5 | .1 |
| Industrial and other fabricated products | 03 | | 103.3 | 103.0 | 103.1 | -1.2 | .1 |
| Men's/boys' suit, coat findings & hat | 0305 | 12/83 | 129.0 | 129.6 | 129.7 | -5 | .1 |
| Automotive trimmings | 0308 | 12/83 | 125.4 | 125.4 | 125.4 | -1.2 | 0 |
| Other trimmings and findings | 0311 | 12/83 | 120.8 | 120.8 | 120.8 | -3.6 | 0 |
| Soft fiber cordage and twine, except cotton | 0311 | 12/83 | 137.3 | 137.9 | 137.9 | -1 | 0 |
| Cotton cordage and twine | 0324 | 06/85 | 129.8 | 126.3 | 128.8 | -2.4 | 2.0 |
| Tarpaulins and other covers | 0325 | 06/85 | 111.1 | 111.2 | 111.2 | -1.4 | 0 |
| Textile bags | 0332 | | 283.0 | (?) | (?) | (?) | (?) |
| Tents, other than camping tents | 0341 | 12/85 | 132.2 | 134.6 | 134.6 | 3.7 | 0 |
| Awnings | 0343 | 12/85 | 162.2 | 164.1 | 164.1 | 1.2 | 0 |
| All other industrial and fabricated products | 0354 | 12/85 | 200.4 | 200.4 | 200.4 | .7 | 0 |
| Miscellaneous textile products/services | 0351 | 12/85 | 107.7 | 108.7 | 108.8 | 1.1 | .1 |
| Miscellaneous textile products/services | 039 | 06/85 | 116.1 | 117.2 | 116.8 | 0 | -3 |
| Textile materials n.e.c. & proc. textile | 0391 | 06/85 | 112.5 | 112.2 | 112.1 | -1.6 | -1 |
| Textile fibers, yarns, and fabrics, n.e.c. | 01 | 06/85 | 112.2 | 112.2 | 112.1 | .6 | -1 |
| Scouring and combing mill products, n.e.c. | 0102 | 06/85 | 99.8 | 98.9 | 98.9 | -4.4 | 0 |
| Padding and upholstery filling | 0104 | 12/85 | 115.9 | 115.9 | 115.9 | -1 | 0 |
| Other non-fabricated products, n.e.c. | 0109 | 06/85 | 97.9 | 97.3 | 97.3 | -5.0 | 0 |
| Cotton linters | 0111 | 12/91 | 113.7 | 113.6 | 113.5 | 11.1 | -1 |
| Textile waste | 02 | 12/85 | 116.7 | 116.0 | 116.0 | -3.3 | 0 |
| Processed textile waste | 0201 | 12/85 | 153.5 | 150.9 | 150.9 | -3.5 | 0 |
| Waste rags and textile waste | 0202 | 12/86 | 104.9 | 104.9 | 104.9 | -2.5 | 0 |
| Used wiping cloths | 0203 | 12/86 | 87.6 | 87.6 | 87.6 | -4.6 | 0 |
| Contract work on textile products | 0392 | 06/87 | 116.1 | 118.0 | 117.4 | .9 | -5 |
| Commission finishing of broadwoven fabrics | 0101 | 06/87 | 124.4 | 127.5 | 126.4 | 1.3 | -9 |
| Commission embroidering, tucking, pleating, etc. | 0102 | 06/91 | 104.5 | 104.5 | 104.5 | 0 | 0 |
| Comm. knit/knit & fin. of circular & warp knit fabr. | 0104 | 12/94 | 99.3 | 99.3 | 99.5 | 0 | .2 |
| Hides, skins, leather, and related products | 04 | | 145.0 | 146.2 | 147.4 | -1.3 | .8 |
| Hides and skins | 041 | | 141.4 | 149.2 | 153.8 | -7.7 | 3.1 |
| Cattle hides | 0411 | | 137.5 | 145.2 | 149.8 | -7.5 | 3.2 |
| Cattle hides, including kip | 0106 | 12/95 | 77.3 | 81.7 | 84.4 | -7.9 | 3.3 |

See footnotes at end of table.

Table 6. Producer price indexes and percent changes for commodity groupings and individual items, not seasonally adjusted—Continued

(1982=100 unless otherwise indicated)

| Commodity | Commodity code | Other index base | Index | | | Percent change Sep. 1999 From: | |
|--|----------------|------------------|-----------------------|------------------------|------------------------|--------------------------------|------------------|
| | | | May 1999 ¹ | Aug. 1999 ¹ | Sep. 1999 ¹ | Sep. 1998 | Aug. 1999 |
| Other hides, skins, and pelts | 0417 | 12/88 | 86.3 | 84.4 | 85.3 | -19.1 | 1.1 |
| Leather | 042 | | 175.1 | 174.7 | 176.4 | -1.5 | 1.0 |
| Finished and unfinished leather | 0427 | 12/97 | 96.0 | 95.8 | 96.7 | -1.5 | .9 |
| Finished cattlehide and kipside leather | 0101 | | 168.6 | 168.2 | 170.9 | -2.5 | 1.6 |
| Unfinished leather | 0103 | 12/97 | 105.6 | 105.3 | 104.1 | 3.7 | -1.1 |
| Other leathers, finished and unfinished | 0105 | 12/97 | 86.3 | 86.2 | 88.0 | -9.4 | 2.1 |
| Contract tanning and finishing | 0109 | 12/97 | 100.2 | 100.5 | 100.5 | .7 | 0 |
| Footwear | 043 | | 144.4 | 144.5 | 144.6 | -.1 | .1 |
| Men's footwear, excluding athletic | 0431 | | 156.9 | 157.0 | 157.1 | -.8 | .1 |
| Men's footwear, except slippers | 0501 | 12/93 | 109.5 | 109.5 | 109.6 | -.8 | .1 |
| Men's slippers | 0505 | 12/93 | 108.1 | 108.1 | 108.1 | .6 | 0 |
| Women's footwear, excluding athletic | 0432 | | 132.8 | 133.0 | 133.1 | .8 | .1 |
| Women's footwear, except slippers | 0501 | 12/93 | 103.5 | 103.5 | 103.6 | .2 | .1 |
| Women's slippers | 0505 | 12/93 | 107.0 | 108.5 | 108.5 | 5.8 | 0 |
| Children's footwear, except athletic | 0433 | | 144.6 | 144.6 | 144.6 | .4 | 0 |
| Children's footwear, except slippers | 0101 | 12/93 | 104.7 | 104.7 | 104.7 | .6 | 0 |
| Youths', boys' ftwear. (size 12 1/2-6) | 0435 | | 140.0 | 140.0 | 140.0 | 3.0 | 0 |
| Infants', babies' ftwear. (size 1-8) | 0436 | | 156.8 | 156.8 | 156.8 | .1 | 0 |
| Athletic footwear | 0437 | | 132.7 | 132.7 | (²) | (²) | (²) |
| Other leather and related products | 044 | | 145.0 | 145.6 | 146.3 | 1.1 | .5 |
| Luggage and small leather goods | 0441 | | 136.7 | 138.1 | 138.8 | 1.3 | .5 |
| Hand luggage | 0112 | 12/84 | 116.5 | 116.4 | 116.5 | -.5 | .1 |
| Luggage other than hand luggage | 0113 | 12/84 | 140.3 | 140.3 | 144.8 | 3.1 | 3.2 |
| Women's & children's handbags & purses | 0128 | 06/82 | 128.0 | 128.6 | 128.6 | .7 | 0 |
| Other personal leather goods | 0132 | 06/82 | 143.1 | 147.8 | 147.3 | 2.6 | -.3 |
| Gloves | 0442 | | 151.6 | 151.6 | 151.6 | .1 | 0 |
| All leather dress & semidress gloves and mittens | 0103 | 06/85 | 137.0 | 136.5 | 136.6 | .4 | .1 |
| All leather work gloves and mittens | 0104 | 06/85 | 153.6 | 153.8 | 153.8 | .1 | 0 |
| Industrial leather | 0443 | | 179.5 | 179.5 | 179.5 | .7 | 0 |
| Footwear cut stock | 0444 | | 157.2 | 157.2 | 157.2 | .4 | 0 |
| Leather/leather-like goods, n.e.c. | 0445 | 06/85 | 143.3 | 142.3 | 143.2 | 1.2 | .6 |
| Leather/leather-like goods, other than belts | 0101 | 06/85 | 141.4 | 139.8 | 141.4 | 2.3 | 1.1 |
| Leather belts | 0111 | 06/85 | 144.5 | 144.5 | 144.5 | 0 | 0 |
| Fuels and related products and power | 05 | | 78.9 | 86.1 | 89.9 | 21.0 | 4.4 |
| Coal | 051 | | 91.4 | 88.8 | 85.4 | -5.2 | -3.8 |
| Anthracite | 0511 | | 105.4 | 104.9 | 104.9 | -.8 | 0 |
| Prepared anthracite shipped | 01 | | 103.9 | 103.4 | 103.4 | -.5 | 0 |
| Bituminous coal | 0512 | | 91.3 | 88.7 | 85.2 | -5.3 | -3.9 |
| Spot sales of prepared bituminous coal | 02 | | 93.2 | 92.9 | 92.9 | 0 | 0 |
| Steam electric utilities | 0209 | | 94.6 | 94.4 | 94.5 | .4 | .1 |
| All other industrial users | 0215 | 06/83 | 92.6 | 91.5 | (²) | (²) | (²) |
| Contract sales of prepared bituminous coal | 03 | | 90.2 | 89.5 | 90.4 | -.7 | 1.0 |
| Steam electric utilities | 0301 | | 95.2 | 93.9 | 95.2 | -.9 | 1.4 |
| All other industrial users | 0306 | | 80.6 | 80.8 | 80.8 | 1.0 | 0 |
| Prepared bituminous coal, resid./comm. use | 05 | 12/86 | 91.4 | 91.2 | 91.3 | .1 | .1 |
| Prepared bituminous coal for export | 06 | 12/86 | 76.8 | 77.1 | 76.9 | -10.0 | -.3 |
| Prepared bituminous coal, intracomp. trans | 07 | 12/86 | 99.6 | 91.8 | 78.8 | -14.5 | -14.2 |
| Unprepared coal | 08 | | 87.0 | 86.4 | 84.8 | -3.5 | -1.9 |
| Coke oven products | 052 | | 96.3 | 94.9 | 94.4 | -2.7 | -.5 |
| Coke | 0522 | | | | | | |
| Gas fuels | 053 | | 83.6 | 93.8 | 106.9 | 66.0 | 14.0 |
| Natural gas | 0531 | | 91.4 | 100.0 | 113.3 | 62.3 | 13.3 |
| Liquefied petroleum gas ³ | 0532 | | 66.0 | 81.1 | 94.2 | 79.4 | 16.2 |
| Propane | 0104 | | 68.0 | 90.1 | 99.2 | 67.9 | 10.1 |
| Butane and isobutane | 0105 | | 45.1 | 59.0 | 61.2 | 70.5 | 3.7 |
| Gas mixtures and other natural gas liquids | 0107 | 06/84 | 69.7 | 80.5 | 100.4 | 89.4 | 24.7 |

See footnotes at end of table.

Table 6. Producer price indexes and percent changes for commodity groupings and individual items, not seasonally adjusted—Continued

(1982 = 100 unless otherwise indicated)

| Commodity | Commodity code | Other index base | Index | | | Percent change Sep. 1999 From: | |
|---|----------------|------------------|-----------------------|------------------------|------------------------|--------------------------------|------------------|
| | | | May 1999 ¹ | Aug. 1999 ¹ | Sep. 1999 ¹ | Sep. 1998 | Aug. 1999 |
| Electric power | 054 | | 126.7 | 133.9 | 134.5 | -0.5 | 0.4 |
| Residential electric power | 0541 | 12/90 | 108.3 | 113.2 | 114.2 | 0 | .9 |
| Commercial electric power | 0542 | | 126.2 | 136.1 | 136.3 | -1.0 | .1 |
| Industrial electric power | 0543 | | 127.4 | 133.7 | 134.1 | -.8 | .3 |
| Other electric power | 0545 | 12/90 | 104.6 | 109.1 | 109.5 | .1 | .4 |
| Utility natural gas | 055 | 12/90 | 104.7 | 108.2 | 111.7 | 6.2 | 3.2 |
| Residential natural gas | 0551 | 12/90 | 111.0 | 114.1 | 117.2 | 4.5 | 2.7 |
| Commercial natural gas | 0552 | 12/90 | 103.1 | 107.2 | 111.3 | 8.2 | 3.8 |
| Industrial natural gas | 0553 | 12/90 | 97.7 | 102.8 | 106.5 | 7.9 | 3.6 |
| Natural gas to electric utilities | 0554 | 12/90 | 77.6 | 80.2 | 84.6 | 17.5 | 5.5 |
| Other natural gas | 0555 | 12/90 | 105.3 | 108.3 | 112.1 | 5.3 | 3.5 |
| Crude petroleum (domestic production) | 0561 | | 47.2 | 57.2 | 65.4 | 81.7 | 14.3 |
| Petroleum products, refined | 057 | | 59.8 | 68.9 | 72.4 | 45.7 | 5.1 |
| Gasoline | 0571 | | 65.6 | 75.1 | 77.7 | 52.4 | 3.5 |
| Premium grade motor gasolines | 03 | | 70.6 | 80.1 | 83.5 | 48.6 | 4.2 |
| Sales to jobbers, retailers and other resellers | 0302 | | 69.0 | 78.3 | 81.7 | 48.8 | 4.3 |
| Sales to end users | 0303 | | 69.2 | 90.1 | 81.0 | 49.7 | -10.1 |
| Unleaded regular gasoline | 04 | | 63.2 | 72.8 | 75.2 | 54.4 | 3.3 |
| Sales to jobbers, retailers and other resellers | 0402 | | 62.7 | 72.1 | 74.5 | 54.2 | 3.3 |
| Sales to end users | 0403 | | 64.5 | 75.0 | 76.6 | 55.4 | 2.1 |
| Unleaded mid-premium gasoline | 05 | 12/87 | 114.3 | 128.3 | 132.3 | 48.2 | 3.1 |
| Sales to jobbers, retailers and other resellers | 0502 | 12/87 | 114.3 | 128.4 | 132.4 | 48.1 | 3.1 |
| Sales to end users | 0503 | 12/87 | 130.1 | 132.7 | 142.2 | 51.8 | 7.2 |
| Kerosene and jet fuels | 0572 | | 47.6 | 57.0 | 63.0 | 47.5 | 10.5 |
| Kerosene | 02 | | 41.5 | 52.9 | 58.4 | 41.1 | 10.4 |
| Jet fuels | 03 | | 48.3 | 57.7 | 63.7 | 47.8 | 10.4 |
| Kerosene-type | 0301 | | 49.2 | 59.4 | 64.8 | 47.3 | 9.1 |
| Light fuel oils | 0573 | | 52.6 | 64.1 | 67.9 | 40.6 | 5.9 |
| Fuel oil no. 2 | 02 | | 52.2 | 63.0 | 69.4 | 44.6 | 10.2 |
| Fuel oil no.2 to resellers | 0201 | | 52.2 | 63.0 | 69.4 | 44.6 | 10.2 |
| #2 diesel fuel | 03 | | 53.0 | 65.6 | 67.5 | 40.3 | 2.9 |
| Other light fuel oils | 04 | 06/85 | 69.5 | 76.7 | 84.8 | 24.5 | 10.6 |
| Residual fuels | 0574 | | 50.8 | 56.2 | 67.7 | 73.6 | 20.5 |
| Sales to resellers | 07 | 06/85 | 71.9 | 90.5 | 101.6 | 72.5 | 12.3 |
| Containing < 1% sulfur | 0701 | | (²) | 72.6 | (²) | (²) | (²) |
| Containing > 1% sulfur | 0702 | | 58.6 | 72.6 | 84.6 | 73.0 | 16.5 |
| Sales to end users | 08 | 06/85 | 61.6 | 61.7 | 78.6 | 74.3 | 27.4 |
| Finished lubricants | 0576 | | 129.1 | 131.0 | 125.9 | -.2 | -3.9 |
| Lubricating grease | 03 | | 144.2 | 145.4 | 145.4 | 1.3 | 0 |
| Lubricating and similar oils | 04 | 06/85 | 119.3 | 121.2 | 116.0 | -.3 | -4.3 |
| Petroleum and coal products, n.e.c. | 058 | 12/84 | 64.4 | 65.7 | 66.7 | -3.1 | 1.5 |
| Petroleum and coal products, n.e.c. | 0581 | | | | | | |
| Petroleum coke | 0111 | 12/98 | 80.5 | 80.8 | 78.7 | -24.6 | -2.6 |
| Other petroleum and coal products | 0119 | 12/84 | 138.4 | 135.4 | 135.5 | -6.5 | .1 |
| Chemicals and allied products | 06 | | 142.6 | 144.6 | 145.2 | 1.4 | .4 |
| Industrial chemicals | 061 | | 117.0 | 118.8 | 119.4 | -.1 | .5 |
| Basic inorganic chemicals ⁴ | 0613 | | 109.2 | 107.9 | 106.5 | -8.7 | -1.3 |
| Alkalies and chlorine | 01 | | 93.3 | 90.8 | 88.5 | -27.8 | -2.5 |
| Natural sodium carbonate | 0103 | | 89.4 | 91.1 | 90.7 | -7.1 | -.4 |
| Chlorine | 0107 | | 29.9 | 38.9 | 40.9 | -25.1 | 5.1 |
| Sodium hydroxide (caustic soda) | 0108 | 12/97 | 80.0 | 75.8 | 72.9 | -36.3 | -3.8 |
| Other alkalies | 0109 | 12/97 | 98.4 | 96.4 | 95.3 | -3.2 | -1.1 |
| Other inorganic chemicals | 02 | | 113.9 | 112.8 | 111.7 | -3.0 | -1.0 |
| Aluminum compounds | 0209 | 06/95 | 72.0 | 76.7 | 81.1 | 3.4 | 5.7 |
| Lime, inc. quick, hydrated & dead burned dolomite | 0213 | | 116.6 | 116.8 | 116.9 | .3 | .1 |
| Sodium compounds | 0216 | 06/95 | 106.1 | 106.4 | 105.3 | -2.1 | -1.0 |
| Sulfuric acid | 0232 | 06/87 | 100.5 | 100.1 | 99.7 | -2.7 | -.4 |
| Other inorganic acids | 0242 | 12/82 | 124.7 | 123.7 | 121.0 | -1.9 | -2.2 |
| Barite | 0252 | 12/84 | 85.1 | 85.1 | 85.1 | .2 | 0 |

See footnotes at end of table.

Table 6. Producer price indexes and percent changes for commodity groupings and individual items, not seasonally adjusted—Continued

(1982=100 unless otherwise indicated)

| Commodity | Commodity code | Other index base | Index | | | Percent change Sep. 1999 From: | |
|--|----------------|------------------|-----------------------|------------------------|------------------------|--------------------------------|-----------|
| | | | May 1999 ¹ | Aug. 1999 ¹ | Sep. 1999 ¹ | Sep. 1998 | Aug. 1999 |
| Basic inorganic chemicals—Continued | 0613 | | | | | | |
| Rock salt | 0271 | 12/84 | 160.0 | 161.0 | 154.9 | 1.8 | -3.8 |
| Potassium compounds | 0273 | 06/95 | 117.0 | 116.1 | 115.5 | 3.2 | -5 |
| Processed or refined potassium salts | 0274 | 12/84 | 143.7 | 136.1 | 135.1 | -3.6 | -7 |
| Other inorganic chemicals | 0282 | 12/82 | 121.2 | 118.1 | 116.2 | -3.7 | -1.6 |
| Basic organic chemicals ⁴ | 0614 | | | | | | |
| Primary | 01 | | 118.4 | 121.1 | 122.4 | 2.6 | 1.1 |
| Benzene | 0101 | | 81.3 | 92.4 | 95.2 | 26.1 | 3.0 |
| Ethylene | 0121 | | 67.1 | 63.4 | 70.9 | 32.0 | 11.8 |
| Toluene | 0141 | | 131.6 | 152.6 | 159.2 | 45.5 | 4.3 |
| Other basic organic chemicals | 0199 | 06/87 | 81.0 | 104.0 | (?) | (?) | (?) |
| Intermediate | 02 | | 134.2 | (?) | (?) | (?) | (?) |
| Phenol | 0242 | 06/87 | 116.5 | 117.3 | 117.4 | -2.3 | .1 |
| Other intermediate organic chemicals | 0299 | 06/87 | 101.6 | 101.6 | 101.6 | -8.4 | 0 |
| Other basic organics | 03 | | 105.3 | 105.6 | 105.1 | -5.3 | -5 |
| Fluorinated hydrocarbons | 0329 | 06/95 | 119.3 | 118.3 | 118.9 | -3.1 | .5 |
| Other basic organics | 0399 | 06/87 | 161.8 | 168.8 | 161.7 | -7 | -4.2 |
| Other basic organics | | | 124.2 | 122.8 | 123.6 | -2.6 | .7 |
| Paints and allied products | 062 | | 152.7 | 152.8 | 152.6 | .9 | -1 |
| Prepared paint | 0621 | | 157.5 | 157.5 | 157.5 | 1.4 | 0 |
| Architectural coatings | 01 | | 165.6 | 165.6 | 165.6 | .9 | 0 |
| Interior water based paint | 0101 | | 170.8 | 170.8 | 170.8 | .6 | 0 |
| Interior solvent based paint | 0131 | | 187.8 | 188.0 | 188.0 | .8 | 0 |
| Exterior solvent based paint | 0171 | 06/83 | 159.7 | 159.7 | 159.7 | 1.1 | 0 |
| Exterior water based paint | 0181 | 06/83 | 142.4 | 142.4 | 142.4 | 1.3 | 0 |
| OEM finishes | 02 | 06/83 | 126.9 | 126.9 | 126.9 | .2 | 0 |
| Special purpose coatings | 03 | 06/83 | 189.7 | 189.4 | 189.6 | 3.4 | .1 |
| Paint materials | 0622 | | 144.4 | 145.0 | 144.2 | .1 | -6 |
| Paint colors | 02 | | 160.3 | 159.9 | 159.6 | .6 | -2 |
| Iron oxide pigments | 0206 | 06/83 | 173.5 | 175.6 | 171.9 | -1 | -2.1 |
| Titanium pigments | 0209 | | 164.1 | 163.4 | 163.5 | 1.7 | .1 |
| All other organic pigments | 0298 | 06/87 | 136.3 | 134.8 | 133.0 | -2.1 | -1.3 |
| All other inorganic pigments | 0299 | 06/83 | 136.2 | 138.2 | 140.3 | 2.3 | 1.5 |
| Paint fillers | 04 | | 113.6 | 114.0 | 112.8 | -3.3 | -1.1 |
| Allied and miscellaneous paint products | 0623 | 06/83 | 159.4 | 159.4 | 159.4 | 1.9 | 0 |
| Paint and varnish removers | 0111 | 12/88 | 132.7 | 132.7 | 132.7 | 0 | 0 |
| Thinners for dopes, lacquers & oleoresinous thinners | 0112 | 12/88 | 176.0 | 176.0 | 176.0 | 4.0 | 0 |
| Misc. related prod., inc putty, brush cleaners, etc. | 0113 | 12/88 | 126.1 | 126.2 | 126.2 | 1.4 | 0 |
| Drugs and pharmaceuticals | 063 | | 249.8 | 252.5 | 253.3 | 2.5 | .3 |
| Medicinal and botanical chemicals | 0631 | | 138.8 | 144.4 | 145.3 | 7.5 | .6 |
| Synthetic organic medicinal chemicals, bulk | 0201 | 06/82 | 135.3 | 141.8 | 142.8 | 6.9 | .7 |
| Other medicinals and botanicals, bulk | 0202 | 06/82 | 145.8 | 145.9 | 145.9 | 10.7 | 0 |
| Preparations, veterinary | 0634 | | 133.7 | 133.1 | 133.1 | -4.9 | 0 |
| Preparations, ethical (prescription) | 0635 | | 332.8 | 337.0 | 337.5 | 1.5 | .1 |
| Systemic anti-infectives | 01 | | 212.0 | 215.2 | 215.1 | 1.7 | 0 |
| Cephalosporins | 0111 | | 253.8 | 262.5 | 262.5 | 4.6 | 0 |
| Other broad and medium spectrum antibiotics | 0119 | | 101.4 | 101.1 | 100.6 | -2 | -5 |
| Systemic penicillins | 0129 | 06/87 | 162.3 | (?) | (?) | (?) | (?) |
| Anti-arthritis | 02 | | 169.7 | 170.1 | 171.1 | 2.8 | .6 |
| Sedatives | 03 | | 688.5 | 700.9 | 705.1 | -5 | .6 |
| Antispasmodic/antisecretory | 05 | | 249.6 | 249.7 | 244.3 | -30.3 | -2.2 |
| Cardiovascular therapy | 06 | | 324.8 | 333.8 | 334.2 | 1.8 | .1 |
| Antihypertensive drugs | 0611 | | 354.4 | 373.4 | 373.5 | 10.0 | 0 |
| Vasodilators | 0612 | | 302.4 | 304.5 | 308.2 | 7.5 | 1.2 |
| Other cardiovasculars | 0619 | | 300.7 | 309.0 | 308.0 | -2.9 | -3 |
| Diabetes therapy | 07 | | 251.0 | 257.5 | 257.5 | 8.7 | 0 |
| Hormones | 08 | | 249.2 | 249.2 | 251.1 | 4.9 | .8 |
| Diuretics | 09 | | 337.6 | 342.1 | 342.1 | 4.5 | 0 |
| Dermatologicals | 11 | | 363.8 | 372.8 | 372.8 | 9.1 | 0 |
| Fungicides | 1111 | | 352.7 | (?) | 352.7 | 3.5 | (?) |
| Acne preparations | 1113 | 12/87 | 293.3 | 302.9 | (?) | (?) | (?) |
| Topical anti-infectives | 1114 | 12/87 | 118.5 | 118.5 | 118.5 | 9.9 | 0 |
| Other dermatological preparations | 1119 | 06/87 | 249.1 | 258.1 | (?) | (?) | (?) |
| Analgesics, internal | 13 | | 344.6 | 344.1 | 344.8 | 3.1 | .2 |
| Narcotic analgesics | 1312 | 12/87 | 193.5 | 197.5 | 197.4 | 5.7 | -1 |
| Non-narcotic analgesics | 1323 | | 237.4 | 233.6 | 234.5 | 1.4 | .4 |
| Cough and cold preparations | 15 | | 396.7 | 398.9 | 398.0 | 1.9 | -2 |
| Other cough and cold preparations | 1519 | 12/87 | 205.7 | 206.2 | 207.2 | 2.4 | .5 |
| Vitamins | 16 | | 259.8 | 265.5 | 271.0 | 2.1 | 2.1 |
| Other vitamins | 1618 | 06/87 | 164.0 | 167.4 | 166.5 | .8 | -5 |
| Hospital solutions | 17 | | 93.2 | 93.2 | 93.2 | 4.4 | 0 |
| Miscellaneous ethical preparations | 99 | | 541.4 | 548.1 | 550.5 | 6.4 | .4 |
| Anticoagulants | 9913 | | 167.0 | 168.0 | 171.3 | 16.1 | 2.0 |

See footnotes at end of table.

Table 6. Producer price indexes and percent changes for commodity groupings and individual items, not seasonally adjusted—Continued

(1982=100 unless otherwise indicated)

| Commodity | Commodity code | Other index base | Index | | | Percent change Sep. 1999 From: | |
|--|----------------|------------------|-----------------------|------------------------|------------------------|--------------------------------|------------------|
| | | | May 1999 ¹ | Aug. 1999 ¹ | Sep. 1999 ¹ | Sep. 1998 | Aug. 1999 |
| Preparations, ethical (prescription)—Continued | 0635 | | | | | | |
| Anticonvulsants | 9914 | | 241.1 | 239.0 | 241.6 | 8.0 | 1.1 |
| Systemic antihistamines | 9915 | | 470.4 | 471.0 | 471.4 | 8.3 | .1 |
| Bronchial therapy | 9916 | | 509.1 | 514.4 | 514.4 | 4.0 | 0 |
| Cancer therapy products | 9917 | | 446.1 | 459.6 | 464.3 | 10.8 | 1.0 |
| CNS stimulants | 9918 | | 678.8 | 649.6 | (²) | (²) | (²) |
| Muscle relaxants | 9922 | | 657.1 | 661.9 | 658.8 | 135.4 | -5 |
| Nutrients and supplements | 9923 | | 352.3 | 372.6 | 372.6 | 11.7 | 0 |
| Ophthalmic and otic preparations | 9924 | | 339.7 | 353.4 | 357.5 | 8.0 | 1.2 |
| Psychotherapeutics | 9925 | | 1,463.0 | 1,465.9 | 1,474.8 | 1.3 | .6 |
| Tuberculosis therapy | 9926 | | 288.1 | 288.1 | (²) | (²) | (²) |
| Other miscellaneous ethical preparations | 9999 | | 256.1 | 259.0 | 260.4 | 4.5 | .5 |
| Preparations, proprietary (over counter) | 0636 | | | | | | |
| Vitamins | 01 | | 185.9 | 186.4 | 186.8 | 1.2 | .2 |
| Adult multivitamins | 0111 | | 148.4 | 149.5 | 149.0 | -9 | -3 |
| B-complex | 0112 | | 140.5 | 142.2 | 141.9 | 1.0 | -2 |
| Other vitamins | 0119 | | 144.2 | (²) | (²) | (²) | (²) |
| Cough and cold preparations | 02 | | 160.7 | 160.5 | 159.3 | -4.8 | -7 |
| Cough syrups, expectorants, drops, lozenges, etc. | 0221 | | 211.2 | 211.2 | 211.2 | .7 | 0 |
| Cold tablets, capsules | 0222 | | 180.2 | 180.2 | 180.2 | 1.3 | 0 |
| Decongestants | 0223 | | 248.9 | 248.9 | 248.9 | 0 | 0 |
| Other cough and cold preparations | 0229 | | 250.2 | 250.2 | 250.2 | .6 | 0 |
| Laxatives | 03 | | 196.8 | 196.8 | 196.6 | .4 | -1 |
| Analgesics, internal | 04 | | 188.6 | 188.6 | 193.5 | 4.4 | 2.6 |
| External analgesics and counterirritants | 06 | | 191.0 | 191.1 | 191.8 | .3 | .4 |
| Antacids | 08 | | 116.7 | 116.7 | 116.7 | .9 | 0 |
| Dermatologicals | 09 | | 186.1 | 190.8 | 190.7 | 4.9 | -1 |
| Other dermatologicals | 0919 | | 192.9 | 194.4 | 193.2 | 2.8 | -6 |
| Miscellaneous proprietary preparations | 99 | | 238.2 | 240.7 | 238.8 | 6.9 | -8 |
| Other miscellaneous proprietary preparations | 9999 | | 189.5 | 189.5 | 189.5 | .7 | 0 |
| Biological products | 0637 | | 163.3 | 163.3 | 163.3 | .4 | 0 |
| Blood & derivatives, human use | 11 | | 169.2 | 167.9 | 169.3 | 4.4 | .8 |
| Diagnostics and other biologicals | 14 | | 162.3 | 140.6 | 149.7 | 2.1 | 6.5 |
| Diagnostic substances | 1402 | | 180.3 | 182.9 | 183.0 | 5.3 | .1 |
| Biologicals for veterinary use | 15 | | 140.9 | 140.9 | 141.0 | 2.6 | .1 |
| Veterinary vaccines | 1514 | | 108.2 | 108.2 | 108.2 | -1 | 0 |
| Fats and oils, inedible | 064 | | 79.2 | 78.8 | 88.3 | -20.7 | 12.1 |
| Fats and oils, inedible | 0641 | | | | | | |
| Fish and marine animal oil | 0121 | | 115.2 | 85.6 | 81.8 | -69.6 | -4.4 |
| Tallow, incl. inedible animal stearin | 0151 | | 80.1 | 79.7 | 91.4 | -16.6 | 14.7 |
| Grease, other than wool grease | 0181 | 12/82 | 73.5 | 77.9 | 82.0 | -14.0 | 5.3 |
| Agricultural chemicals and chemical prod | 065 | | 123.0 | 123.9 | 123.7 | -2.0 | -2 |
| Mixed fertilizers | 0651 | | 114.6 | 114.2 | 113.4 | -1.4 | -7 |
| Fertilizer materials | 0652 | | | | | | |
| Nitrogenates | 01 | | 107.4 | 104.5 | 104.6 | -4.6 | .1 |
| Anhydrous ammonia | 0105 | | 95.0 | 89.0 | 91.5 | -11.1 | 2.8 |
| Solid & solution nitrate | 0111 | | 111.6 | 101.6 | 107.8 | -7.5 | 6.1 |
| Nitrogen solutions | 0126 | | 91.7 | 86.7 | 86.1 | -11.0 | -7 |
| Nitric acid | 0127 | 12/93 | 86.0 | 84.4 | 84.5 | -19.0 | .1 |
| Urea | 0136 | | 82.6 | 82.6 | 82.6 | -8.4 | 0 |
| Phosphates | 02 | | 72.8 | 67.7 | 68.8 | -15.4 | 1.6 |
| Ammonium phosphates | 0265 | | 114.2 | 113.5 | 111.9 | -5 | -1.4 |
| Other agricultural chemicals | 0653 | | 109.4 | 106.7 | 102.7 | -8.3 | -3.7 |
| Nonhousehold insecticides | 0101 | 06/82 | 140.4 | 147.0 | 146.7 | .8 | -2 |
| Nonhousehold herbicides | 0102 | 06/82 | 164.3 | 177.1 | 176.8 | .2 | -2 |
| Nonhousehold fungicides | 0103 | 06/82 | 121.2 | 128.6 | 128.0 | 1.4 | -5 |
| Other nonhousehold pesticides | 0104 | 06/82 | 134.3 | 134.8 | 135.7 | .1 | .7 |
| Household pesticides | 0105 | 06/82 | 149.2 | 149.2 | 149.2 | .5 | 0 |
| Plastic resins and materials | 066 | | 122.1 | 128.4 | 130.4 | 9.0 | 1.6 |
| Thermoplastic resins | 0662 | | | | | | |
| Polyester resins, saturated | 02 | | 120.4 | 128.0 | 130.4 | 12.0 | 1.9 |
| Polypropylene resins | 05 | | 142.4 | 142.3 | 141.6 | -4.3 | -5 |
| Styrene plastics materials | 06 | | 71.9 | 75.7 | 75.4 | -4.8 | -4 |
| Vinyl and vinylidene resins | 07 | | 103.0 | 101.5 | 101.4 | -5.8 | -1 |
| Other thermoplastic resins | 11 | 12/98 | 115.5 | 138.4 | 145.8 | 39.7 | 5.3 |
| Polyethylene resins | 1101 | 12/98 | 111.4 | 118.0 | 120.2 | (²) | (²) |
| Acrylic resins | 1102 | 12/86 | 119.8 | 130.6 | (²) | (²) | (²) |
| Other thermoplastic resins, incl. nylon | 1103 | 12/98 | 110.7 | 107.7 | 107.7 | (²) | (²) |
| Thermosetting resins | 0663 | | 101.8 | 103.7 | 103.1 | (²) | -6 |

See footnotes at end of table.

Table 6. Producer price indexes and percent changes for commodity groupings and individual items, not seasonally adjusted—Continued

(1982=100 unless otherwise indicated)

| Commodity | Commodity code | Other index base | Index | | | Percent change Sep. 1999 From: | |
|---|----------------|------------------|-----------------------|------------------------|------------------------|--------------------------------|------------------|
| | | | May 1999 ¹ | Aug. 1999 ¹ | Sep. 1999 ¹ | Sep. 1998 | Aug. 1999 |
| Other chemicals and allied products | 067 | | 134.6 | 135.2 | 135.1 | -0.1 | -0.1 |
| Soap and synthetic detergents | 0671 | | 125.5 | 126.7 | 127.3 | .6 | .5 |
| Soaps & synth. detergents, ex. glycerin | 04 | 06/83 | 120.5 | 121.7 | 122.3 | .6 | .5 |
| Soaps and detergents, nonhousehold | 0401 | 06/83 | 149.8 | 150.0 | 151.4 | 2.3 | .9 |
| Household detergents | 0402 | | 106.9 | 108.6 | 109.2 | .2 | .6 |
| Household soap, except specialty cleaners | 0403 | 06/83 | 146.7 | 146.7 | 146.7 | -.4 | 0 |
| Specialty cleaning, polish. & san. prods | 0672 | | 135.8 | 135.9 | 136.1 | -.6 | .1 |
| Specialty cleaning and sanitation products | 0102 | 06/83 | 131.9 | 132.0 | 132.2 | -1.3 | .2 |
| Polishing preparations and related products | 0103 | 06/83 | 146.1 | 146.8 | 146.7 | 1.2 | -.1 |
| Cosmetics and other toilet preparations | 0675 | | 133.9 | 134.7 | 134.2 | .8 | -.4 |
| Shaving preparations | 02 | | 113.0 | 112.8 | 112.9 | -.1 | .1 |
| Perfume, cologne & toilet water | 03 | | 158.1 | 159.0 | 159.2 | 1.1 | .1 |
| Hair preparations | 04 | | 135.1 | 136.3 | 136.1 | 5.3 | -.1 |
| Dentifrices | 05 | | 105.0 | 105.0 | 105.0 | .6 | 0 |
| Creams, lotions and oils | 14 | 06/99 | (²) | 100.2 | 98.5 | (²) | -1.7 |
| Other cosmetics and toilet preparations | 15 | 06/99 | (²) | 99.8 | 99.9 | (²) | .1 |
| Misc. chemical prod. and preparations | 0679 | | 137.9 | 138.2 | 138.1 | -.9 | -.1 |
| Explosives | 02 | | 144.2 | 143.8 | 143.6 | -2.0 | -.1 |
| Other blasting accessories | 0225 | | 157.7 | 157.0 | 156.7 | -3.3 | -.2 |
| ANFO, except slurry | 0231 | | 142.6 | 142.5 | 142.4 | -1.7 | -.1 |
| Water gel and slurries, except permissible slurries | 0232 | | 161.3 | 161.3 | (²) | (²) | (²) |
| Other industrial explosives | 0233 | | 155.1 | 153.8 | 153.5 | -.5 | -.2 |
| Industrial gases | 03 | | 145.7 | 146.2 | 145.6 | 1.9 | -.4 |
| Acetylene | 0301 | | 160.6 | 160.3 | 160.3 | 1.1 | 0 |
| Carbon dioxide | 0302 | | 121.8 | 128.9 | 128.9 | 8.5 | 0 |
| Nitrogen | 0303 | | 99.9 | 100.8 | 98.9 | 3.3 | -1.9 |
| Oxygen | 0304 | | 174.2 | 172.1 | 171.4 | 1.7 | -.4 |
| Adhesives and sealants | 04 | 12/83 | 151.6 | 151.0 | 150.6 | -.7 | -.3 |
| Natural base glues and adhesives | 0401 | 12/83 | 158.2 | 158.2 | 158.2 | .1 | 0 |
| Synthetic resin and rubber adhesives | 0402 | 12/83 | 153.2 | 152.7 | 152.3 | -.7 | -.3 |
| Caulking compounds and sealants | 0403 | 12/83 | 139.2 | 137.9 | 137.8 | -1.0 | -.1 |
| Surface active agents | 05 | 12/83 | 151.2 | 152.6 | 152.7 | -2.5 | .1 |
| Textile and leather assistants and | 0501 | 12/83 | 133.3 | 133.5 | 132.9 | -2.4 | -.4 |
| Bulk surfactants | 0502 | 12/83 | 153.1 | 154.6 | 154.8 | -2.5 | .1 |
| Gum and wood chemicals | 06 | 06/84 | 142.5 | 142.6 | 143.0 | 1.3 | .3 |
| Softwood distillation products | 0601 | 06/84 | 112.6 | (²) | 115.1 | 1.7 | (²) |
| Hardwood distillation products | 0603 | 06/84 | 161.7 | (²) | (²) | (²) | (²) |
| Tall oils | 0606 | | 160.8 | 161.6 | 161.9 | 1.1 | .2 |
| Other miscellaneous chemical products | 09 | | 124.0 | 124.3 | 124.3 | -1.3 | 0 |
| Salt, evaporated and solar | 0904 | 06/85 | 119.6 | (²) | 124.5 | 3.5 | (²) |
| Carbon, black | 0918 | 12/83 | 109.8 | 111.3 | 111.4 | -.9 | .1 |
| Printing ink | 0919 | 06/84 | 135.5 | 135.5 | 135.6 | -.9 | .1 |
| Fatty acids | 0921 | 06/85 | 100.5 | (²) | 101.5 | -10.3 | (²) |
| Water-treating compounds | 0961 | 06/85 | 134.0 | 135.0 | 135.6 | -2.5 | .4 |
| Gelatin, except ready-to-eat desserts | 0981 | 06/90 | 142.1 | 139.1 | 139.8 | -3.7 | .5 |
| Other chemical preparations, n.e.c. | 0999 | 06/85 | 139.3 | 139.1 | 138.7 | -.4 | -.3 |
| Rubber and plastic products | 07 | | 122.0 | 122.9 | 123.0 | .4 | .1 |
| Rubber and rubber products | 071 | | 114.2 | 114.1 | 114.2 | -1.0 | .1 |
| Rubber, except natural rubber | 0711 | | 112.4 | 112.8 | 113.3 | -2.5 | .4 |
| Synthetic rubber | 02 | | 113.0 | 113.4 | 113.8 | -2.6 | .4 |
| Nitrile-solid | 0217 | | 127.0 | 126.6 | (²) | (²) | (²) |
| Styrene butadiene-solid | 0219 | | 94.9 | 96.6 | 98.1 | -4.5 | 1.6 |
| Styrene butadiene-latex | 0221 | | 105.2 | 104.5 | 104.5 | -5.0 | 0 |
| Ethylene propylene | 0231 | 06/83 | 135.6 | 135.0 | 135.0 | -.6 | 0 |
| Other synthetic rubber | 0299 | | 129.7 | 129.7 | 129.7 | -1.4 | 0 |
| Tires, tubes, tread, & repair materials | 0712 | | 93.3 | 92.8 | 92.9 | -1.2 | .1 |
| Tires | 01 | | 91.4 | 90.9 | 90.9 | -1.4 | 0 |
| Passenger car radial tires | 0103 | | 86.3 | 86.5 | 86.5 | -.7 | 0 |
| Truck/bus tires, including off-highway | 0105 | | 89.3 | 88.0 | 88.1 | -2.0 | .1 |
| Tractor/implement tires | 0111 | | 123.3 | 116.1 | 116.1 | -6.9 | 0 |
| Other pneumatic and all solid tires | 0121 | 06/83 | 126.6 | 126.6 | 126.6 | -.4 | 0 |
| Inner tubes | 02 | | 108.3 | 110.7 | 110.7 | 2.2 | 0 |
| Tread rubber, tire sundries, & repair matl | 03 | | 128.9 | 128.5 | 128.7 | .1 | .2 |
| Tread rubber, natural and synthetic | 0351 | | 119.7 | (²) | (²) | (²) | (²) |
| Other tire sundries and repair materials, n.e.c. | 0353 | | 169.5 | 169.5 | 169.5 | 1.6 | 0 |
| Miscellaneous rubber products | 0713 | | 138.3 | 138.4 | 138.2 | -.4 | -.1 |
| Footwear | 01 | | 129.2 | 129.2 | 129.2 | .9 | 0 |
| Protective footwear | 0107 | | 164.3 | 164.2 | 164.2 | 1.7 | 0 |
| Non-protective footwear, fabric upper | 0108 | 12/86 | 109.3 | 109.3 | 109.3 | .6 | 0 |
| Rubber and plastic belts and belting | 03 | | 148.5 | 148.3 | 148.0 | -.2 | -.2 |
| Conveyor and elevator | 0361 | | 175.9 | 175.2 | 174.2 | -1.5 | -.6 |
| Motor vehicle belts | 0364 | | 132.6 | 132.6 | 132.6 | 2.4 | 0 |
| Rubber hose | 04 | | 142.4 | 142.4 | 142.2 | .1 | -.1 |

See footnotes at end of table.

Table 6. Producer price indexes and percent changes for commodity groupings and individual items, not seasonally adjusted—Continued

(1982=100 unless otherwise indicated)

| Commodity | Commodity code | Other index base | Index | | | Percent change Sep. 1999 From: | |
|---|----------------|------------------|-----------------------|------------------------|------------------------|--------------------------------|-----------|
| | | | May 1999 ¹ | Aug. 1999 ¹ | Sep. 1999 ¹ | Sep. 1998 | Aug. 1999 |
| Miscellaneous rubber products—Continued | 0713 | | | | | | |
| Hose, garden | 0456 | | 209.7 | (?) | (?) | (?) | (?) |
| Hose, hydraulic | 0481 | | 145.8 | 145.9 | 145.9 | 0.6 | 0 |
| Hose, mandrel made, textile, nonhydraulic | 0482 | | 170.9 | 170.9 | 170.9 | .9 | 0 |
| Hose, mandrel made, wire, nonhydraulic | 0483 | | 83.7 | 83.7 | 83.7 | 0 | 0 |
| All other rubber hose | 0484 | | 137.1 | 137.1 | 137.1 | 0 | 0 |
| Miscellaneous rubber products, n.e.c. | 06 | 06/83 | 131.2 | 131.4 | 131.3 | -.5 | -.1 |
| Molded rubber mechanical goods | 0602 | 06/83 | 119.9 | 120.1 | 120.1 | .3 | 0 |
| Extruded and lathe cut, mechanical rubber goods | 0603 | 06/83 | 122.3 | 122.3 | 122.3 | -2.5 | 0 |
| Industrial rubber products, n.e.c. | 0604 | 06/83 | 161.4 | 161.4 | 161.4 | 1.6 | 0 |
| Rubber clothing and coated fabrics | 0605 | 06/83 | 141.6 | 141.0 | 141.0 | 0 | 0 |
| Other rubber goods | 0606 | 06/83 | 134.0 | 134.6 | 134.3 | 0 | -.2 |
| Sponge and foam rubber | 0607 | 06/83 | 141.8 | 142.5 | 142.0 | -.4 | -.4 |
| Rubber floor and wall coverings | 0608 | 06/83 | 121.3 | 121.3 | 121.3 | -.5 | 0 |
| Rubber druggist and medical sundries, exc. gloves | 0611 | 06/83 | 152.0 | 151.9 | 151.3 | 0 | -.4 |
| Compounds or mixtures | 0612 | 06/83 | 125.5 | 125.4 | 125.2 | -.6 | -.2 |
| Rubber gloves | 0613 | 12/88 | 99.4 | (?) | 99.4 | -5.7 | (?) |
| Plastic products | 072 | | 128.8 | 130.2 | 130.3 | .9 | .1 |
| Plastic construction products | 0721 | | 126.0 | 129.6 | 130.5 | 3.9 | .7 |
| Plumbing products | 0601 | | 109.4 | 117.9 | 119.5 | 12.6 | 1.4 |
| Other plastic construction products | 0602 | | 137.6 | 139.8 | 140.4 | 1.5 | .4 |
| Unsupp. plastic film/sheet/other shapes | 0722 | | 125.4 | 127.2 | 127.5 | .7 | .2 |
| Laminated plastic sheets, rods, and tube | 0723 | | 146.3 | 146.7 | 146.9 | .7 | .1 |
| Plastic packaging (except film and sheet) | 0725 | | 121.4 | 124.9 | 124.4 | 1.8 | -.4 |
| Plastic parts and components for mfg. | 0726 | | 117.6 | 117.5 | 117.6 | .4 | .1 |
| Parts for transportation equip. | 01 | | 121.3 | 121.3 | 121.4 | .4 | .1 |
| Other parts and components for mfg. | 02 | | 111.1 | 110.7 | 111.0 | .5 | .3 |
| Consumer, institut., & comm. prod., nec. | 0728 | | 131.0 | 131.3 | 131.2 | -.9 | -.1 |
| Other plastic products | 0729 | 12/82 | 137.4 | 136.7 | 136.4 | -.8 | -.2 |
| Plastic furniture components and furnishings | 0101 | 12/82 | 135.7 | 135.5 | 135.7 | 3.3 | .1 |
| All other plastic products | 0199 | 06/87 | 125.5 | 124.5 | 123.9 | -3.4 | -.5 |
| Lumber and wood products | 08 | | 183.7 | 189.5 | 184.8 | 3.8 | -2.5 |
| Lumber | 081 | | 188.9 | 194.3 | 188.6 | 8.3 | -2.9 |
| Softwood lumber | 0811 | | 197.3 | 205.2 | 196.6 | 12.2 | -4.2 |
| Douglas fir, dressed | 01 | | 210.7 | 233.2 | 217.9 | 16.6 | -6.6 |
| Boards under 2" thick | 0125 | | 191.8 | 194.9 | 195.6 | 5.2 | .4 |
| 2" lumber | 0126 | | 213.9 | 241.5 | 221.8 | 19.5 | -8.2 |
| Timbers & lumber over 2" thick | 0127 | | 214.0 | 232.8 | 222.3 | 16.3 | -4.5 |
| Southern pine, dressed | 02 | | 188.5 | 192.9 | 181.7 | 12.0 | -5.8 |
| Boards under 2" thick | 0245 | | 184.7 | 192.7 | 175.7 | 5.1 | -3.8 |
| 2" lumber | 0246 | | 188.5 | 194.0 | 181.8 | 13.9 | -6.3 |
| Timbers & lumber over 2" thick | 0247 | | 196.2 | (?) | 195.4 | 10.1 | (?) |
| Other species, dressed | 03 | | 212.3 | 220.2 | 207.0 | 12.9 | -6.0 |
| Western species (ex. Douglas fir) | 0332 | 12/86 | 194.4 | 202.1 | 189.6 | 14.8 | -6.2 |
| Rough softwood lumber | 04 | | 171.1 | 177.4 | 177.0 | 13.2 | -.2 |
| Eastern species | 0411 | 12/86 | 130.6 | 131.1 | 131.1 | 8.7 | 0 |
| Western species | 0412 | 12/86 | 194.9 | 206.6 | 205.9 | 16.5 | -.3 |
| Flooring, siding, and cut stock | 05 | | 201.7 | 202.5 | 202.0 | -1.4 | -.2 |
| Softwood cut stock | 0503 | | 216.2 | 217.1 | 216.5 | -1.1 | -.3 |
| Hardwood lumber | 0812 | | 176.5 | 176.2 | 177.2 | -.5 | .6 |
| Rough hardwood lumber | 01 | | 182.2 | 180.9 | 183.8 | 1.0 | 1.6 |
| Oak | 0107 | | 182.2 | 178.8 | 182.8 | -4.2 | 2.2 |
| Maple, gum, and ash rough | 0113 | 06/95 | 108.2 | 109.2 | 109.2 | 7.1 | 0 |
| Poplar | 0133 | | 120.9 | 121.8 | 123.7 | .7 | 1.6 |
| Other rough hardwood lumber | 0199 | 06/95 | 118.0 | 117.4 | 119.7 | 12.3 | 2.0 |
| Dressed hardwood lumber, ex. siding | 02 | | 166.5 | 162.8 | 161.7 | -4.1 | -.7 |
| Oak | 0201 | | 152.6 | 150.2 | 149.7 | -6.4 | -.3 |
| Other than oak | 0202 | | 178.5 | 173.5 | 171.9 | -1.9 | -.9 |
| Hardwood dimension | 03 | | 182.7 | 183.2 | 183.2 | 1.0 | 0 |
| Hardwood dimension stock | 0311 | 06/84 | 157.4 | 157.6 | 157.5 | .8 | -.1 |
| Wood frames for household furniture | 0312 | 06/84 | 160.8 | 161.9 | 162.4 | 1.8 | .3 |
| Hardwood flooring | 04 | 06/84 | 146.3 | 148.0 | 147.1 | -5.2 | -.6 |
| Millwork | 082 | | 174.1 | 176.7 | 176.9 | 3.1 | .1 |
| General millwork | 0821 | | 175.5 | 176.7 | 177.0 | 2.5 | .2 |
| Wood kitchen cabinets and cabinetwork | 0101 | | 158.9 | 160.3 | 160.3 | 1.8 | 0 |
| Vanities and other cabinetwork | 0103 | 06/84 | 153.5 | 153.7 | 153.8 | .8 | .1 |
| Wood window units | 0112 | 06/83 | 159.2 | 159.3 | 159.3 | .6 | 0 |

See footnotes at end of table.

Table 6. Producer price indexes and percent changes for commodity groupings and individual items, not seasonally adjusted—Continued

(1982=100 unless otherwise indicated)

| Commodity | Commodity code | Other index base | Index | | | Percent change Sep. 1999 From: | |
|--|----------------|------------------|-----------------------|------------------------|------------------------|--------------------------------|-----------|
| | | | May 1999 ¹ | Aug. 1999 ¹ | Sep. 1999 ¹ | Sep. 1998 | Aug. 1999 |
| General millwork—Continued | 0821 | | | | | | |
| Wood sash | 0122 | 06/83 | 163.9 | 173.0 | 173.0 | 6.5 | 0 |
| Wood window and door frames | 0132 | 06/83 | 136.4 | 139.4 | 148.5 | 12.2 | 6.5 |
| Wood doors, flush and panel, interior and exterior | 0142 | 06/83 | 163.0 | 163.3 | 163.1 | 1.7 | -1 |
| Other wood doors, incl. garage, screen, storm, etc. | 0152 | 06/83 | 157.9 | 158.8 | 158.8 | .6 | 0 |
| Wood moldings, ex. prefinished from purchased mldgs | 0162 | 06/83 | 159.5 | 163.5 | 161.7 | 10.1 | -1.1 |
| Wood frames, frame moulding, and framed pictures | 0174 | 06/84 | 184.0 | 184.0 | 184.0 | 2.1 | 0 |
| Other millwork products | 0183 | 06/83 | 176.5 | 176.5 | 178.3 | 1.9 | 1.0 |
| Prefabricated structural members | 0822 | | 174.5 | 186.9 | 185.2 | 8.0 | -9 |
| Roof trusses | 0101 | | 166.1 | 177.2 | 175.3 | 6.2 | -1.1 |
| Floor trusses, including I-beam floor joists | 0102 | | 202.7 | 210.8 | 210.0 | 6.5 | -4 |
| Glued-laminated lumber | 0103 | | 147.1 | 163.7 | 158.6 | 12.0 | -3.1 |
| Other fabricated structural wood products | 0106 | | 216.6 | 237.5 | 241.7 | 16.1 | 1.8 |
| Miscellaneous millwork products | 0823 | 06/84 | 155.6 | 156.2 | 157.1 | 1.2 | .6 |
| Plywood | 083 | | 179.1 | 202.0 | 179.0 | 5.3 | -11.4 |
| Softwood plywood | 0831 | | 210.9 | 250.9 | 211.1 | 6.8 | -15.9 |
| Western, inland and other non-southern | 01 | | 218.5 | 262.3 | 215.7 | 5.5 | -17.8 |
| Unsanded, except cdx | 0112 | | 200.1 | 238.9 | 191.2 | 6.7 | -20.0 |
| Sanded, including a-c | 0117 | 12/86 | 205.6 | 238.8 | 213.3 | 18.0 | -10.7 |
| Southern | 02 | | 210.2 | 243.0 | 202.3 | 2.4 | -16.7 |
| Cdx | 0201 | | 210.4 | 241.5 | 203.6 | .8 | -15.7 |
| Unsanded, except cdx | 0203 | | 216.6 | 256.7 | 207.8 | 5.2 | -19.0 |
| Sanded, including a-c | 0221 | | 209.6 | 224.9 | 188.5 | 11.3 | -16.2 |
| Softwood plywood type products | 03 | | 201.2 | 240.2 | 226.8 | 19.6 | -5.6 |
| Hardwood plywood and related products | 0832 | | 128.3 | 129.9 | 130.1 | 2.8 | .2 |
| Hardwood plywood | 0103 | 06/85 | 143.9 | 145.9 | 146.3 | 3.8 | .3 |
| Hardwood plywood products, incl. reinforced panels | 0105 | 06/85 | 142.2 | 143.5 | 143.6 | 1.3 | .1 |
| Softwood plywood veneer, ex. rein./backe | 0833 | | 204.6 | 210.8 | 194.8 | 5.5 | -7.6 |
| Hardwood plywood veneer | 0834 | 06/85 | 133.7 | 133.8 | 134.3 | -1 | .4 |
| Other wood products | 084 | | 130.3 | 131.2 | 131.2 | -2.7 | 0 |
| Wood pallets and skids | 0841 | | 178.8 | 178.5 | 178.5 | -2 | 0 |
| Boxes | 0842 | | 151.3 | 154.9 | 153.6 | 2.0 | -8 |
| Nailed or lock-corner wooden boxes | 0101 | 06/85 | 126.0 | 128.2 | 128.2 | 2.6 | 0 |
| Wirebound boxes | 0124 | 12/85 | 152.2 | 152.2 | 152.2 | -7 | 0 |
| Veneer and plywood containers, except boxes & crates | 0125 | 12/85 | 201.0 | 202.9 | 202.9 | .9 | 0 |
| Slack and tight cooperage | 0126 | 12/85 | 165.0 | 182.7 | 175.0 | 8.2 | -4.2 |
| Miscellaneous wood products | 0849 | | 102.5 | 103.5 | 103.7 | -6.1 | .2 |
| Miscellaneous wood products - non-contract | 01 | | 101.9 | 102.9 | 103.1 | -6.5 | .2 |
| Wood chips | 0101 | | 88.1 | 89.2 | 89.3 | -7.1 | .1 |
| Railway and mine ties | 0102 | | 168.0 | 161.6 | 161.3 | -8.1 | -2 |
| Shingles, shakes, cooperage stock and excelsior | 0105 | 12/85 | 216.9 | 218.2 | 223.2 | 1.8 | 2.3 |
| Other sawmill/planning mill products | 0109 | 06/95 | 104.6 | 105.6 | 105.4 | 1.3 | -2 |
| Mfg of lumber owned by others (contract wk) | 02 | 12/86 | 120.2 | 120.3 | 120.3 | 1.9 | 0 |
| Logs, bolts, timber and pulpwood | 085 | | 201.2 | 203.8 | 202.7 | -1 | -5 |
| Logs, bolts, timber and pulpwood | 0851 | | | | | | |
| Softwood logs, bolts and timber | 01 | | 240.8 | 245.5 | 244.9 | 4.6 | -2 |
| Douglas fir logs, bolts and timber | 0101 | | 272.3 | 285.9 | 277.9 | 10.2 | -2.8 |
| Other softwood logs and bolts | 0102 | | 216.5 | 217.0 | 219.8 | 1.7 | 1.3 |
| Hardwood logs, bolts and timber | 02 | | 114.6 | 114.1 | 106.6 | -15.3 | -6.6 |
| Pulpwood | 03 | | 94.3 | 93.8 | 94.3 | -14.8 | .5 |
| Softwood pulpwood | 0301 | | 95.4 | 95.4 | 94.4 | -15.2 | -1.0 |
| Hardwood pulpwood | 0302 | | 82.7 | 81.0 | 85.7 | -13.5 | 5.8 |
| Other roundwood products | 04 | 06/86 | 139.4 | 136.8 | 136.2 | -2.3 | -4 |
| Prefabricated wood buildings & component | 086 | 12/84 | 165.3 | 169.5 | 167.9 | 4.2 | -9 |
| Prefabricated wood buildings & component | 0861 | | | | | | |
| Components not sold as complete units | 0101 | 12/84 | 162.4 | 178.7 | 167.0 | 8.4 | -6.5 |
| Precut packages sold as complete units | 0102 | 12/84 | 199.3 | 200.9 | 200.8 | 1.8 | 0 |
| Panelized buildings sold as complete units | 0103 | 12/84 | 165.2 | 167.0 | 167.6 | 2.6 | .4 |
| Modular buildings shipped with floor & walls | 0104 | 12/84 | 149.4 | 152.5 | 152.1 | 5.5 | -3 |
| Treated wood and contract wood preservin | 087 | 06/85 | 167.3 | 175.2 | 166.5 | 5.3 | -5.0 |
| Treated wood and contract wood preservin | 0871 | | | | | | |
| Treated wood | 01 | 06/85 | 168.8 | 177.3 | 168.1 | 5.6 | -5.2 |
| Poles, piles, and posts | 0101 | 06/85 | 171.4 | 172.1 | 170.5 | -5 | -9 |
| Other wood products | 0102 | 06/85 | 164.4 | 175.3 | 163.8 | 7.8 | -6.6 |

See footnotes at end of table.

Table 6. Producer price indexes and percent changes for commodity groupings and individual items, not seasonally adjusted—Continued

(1982=100 unless otherwise indicated)

| Commodity | Commodity code | Other index base | Index | | | Percent change Sep. 1999 From: | |
|--|----------------|------------------|-----------------------|------------------------|------------------------|--------------------------------|-----------|
| | | | May 1999 ¹ | Aug. 1999 ¹ | Sep. 1999 ¹ | Sep. 1998 | Aug. 1999 |
| Treated wood and contract wood preservin--Continued | 0871 | | | | | | |
| Contract wood preserving | 02 | 06/85 | 130.5 | 125.5 | 126.9 | -1.4 | 1.1 |
| Pulp, paper, and allied products | 09 | | 172.6 | 175.4 | 176.1 | 2.7 | .4 |
| Pulp, paper, and prod., ex. bldg. paper | 091 | | 145.2 | 149.9 | 151.3 | 3.6 | .9 |
| Woodpulp | 0911 | | 114.1 | 121.0 | 126.5 | 4.5 | 4.5 |
| Paper-making woodpulp | 02 | | 106.0 | 114.3 | 120.8 | 4.2 | 5.7 |
| Softwood sulfate, bleached and semibleached | 0211 | | 101.1 | 109.5 | 118.0 | .7 | 7.8 |
| Hardwood sulfate, bleached and semibleached | 0212 | | 105.7 | 113.5 | 117.2 | 9.2 | 3.3 |
| Pulp, other than wood, inc pulp mill bypro | 04 | 12/82 | 184.1 | 185.6 | 187.5 | 5.0 | 1.0 |
| Wastepaper | 0912 | | 147.4 | 201.9 | 215.2 | 53.2 | 6.6 |
| News | 01 | | 141.0 | 181.3 | 192.9 | 42.9 | 6.4 |
| Northeast | 0121 | 12/86 | 90.0 | 130.2 | 141.0 | 90.3 | 8.3 |
| North Central | 0122 | 12/86 | 30.0 | 40.2 | 45.2 | 62.6 | 12.4 |
| South | 0123 | 12/86 | 92.2 | 118.2 | 129.0 | 32.3 | 9.1 |
| West | 0124 | 12/86 | 105.9 | 126.9 | 131.8 | 22.7 | 3.9 |
| Mixed papers | 02 | | 238.6 | 504.9 | 526.8 | 174.1 | 4.3 |
| Northeast | 0221 | 12/86 | 456.3 | 973.4 | 1017.0 | 180.6 | 4.5 |
| North Central | 0222 | 12/86 | 59.0 | 157.5 | 155.7 | 178.0 | -1.1 |
| South | 0223 | 12/86 | 162.2 | 187.0 | 189.7 | 14.6 | 1.4 |
| West | 0224 | 12/86 | 103.3 | 144.0 | 158.9 | 55.8 | 10.3 |
| Corrugated | 03 | | 163.9 | 242.6 | 246.5 | 61.0 | 1.6 |
| Northeast | 0321 | 12/86 | 26.1 | 51.8 | 50.6 | 102.4 | -2.3 |
| North Central | 0322 | 12/86 | 89.6 | 166.9 | 184.1 | 74.3 | 10.3 |
| South | 0323 | 12/86 | 92.9 | 145.6 | 152.9 | 76.2 | 5.0 |
| West | 0324 | 12/86 | 52.7 | 66.2 | 62.2 | 31.5 | -6.0 |
| High grades (pulp substitutes & deinking) | 07 | 12/86 | 85.5 | 100.0 | 112.6 | 27.4 | 12.6 |
| Northeast | 0721 | 12/86 | 41.2 | 52.1 | 57.8 | 51.7 | 10.9 |
| North Central | 0722 | 12/86 | 96.6 | 112.5 | 126.2 | 24.7 | 12.2 |
| South | 0723 | 12/86 | 102.4 | 108.7 | 130.1 | 22.7 | 19.7 |
| West | 0724 | 12/86 | 158.5 | 184.7 | 206.0 | 18.3 | 11.5 |
| Exports (all grades) | 08 | 12/86 | 97.9 | 125.5 | 129.1 | 49.6 | 2.9 |
| Paper | 0913 | | 140.3 | 140.6 | 141.3 | -2.0 | .5 |
| Writing and printing papers | 01 | | 136.4 | 137.6 | 137.6 | -1 | 0 |
| Uncoated groundwood, publishing and printing | 0111 | | 92.1 | (?) | (?) | (?) | (?) |
| Clay coated printing and converting paper | 0118 | 06/99 | (?) | 100.2 | 100.4 | (?) | .2 |
| Offset uncoated book paper | 0122 | | 125.9 | 129.4 | 130.2 | 3.7 | .6 |
| Uncoated publishing & printing free sheet, ex offset | 0123 | | 127.0 | 132.2 | 134.0 | 2.2 | 1.4 |
| Unwatermarked bond, no. 4 grade | 0131 | | 135.1 | 142.9 | 143.8 | 4.2 | .6 |
| 15 lb. form bond, in rolls | 0134 | | 97.3 | (?) | (?) | (?) | (?) |
| Form bond, in rolls, excluding 12 lb. and 15 lb. | 0135 | | 112.2 | 114.2 | 114.0 | 5.0 | -2 |
| Other bond | 0136 | | 131.7 | (?) | 130.6 | .1 | (?) |
| Other misc. free sheet, n.e.c., inc. body stock | 0137 | | 123.0 | 128.6 | 127.5 | -1.6 | -.9 |
| Thin paper | 0142 | | 149.1 | 149.2 | 149.2 | .3 | 0 |
| Bleached bristols, coated and uncoated | 0147 | | 136.1 | 136.2 | 137.1 | -1.3 | .7 |
| Cover and text papers | 0148 | | 155.5 | 155.6 | 155.1 | -1.1 | -.3 |
| Newsprint | 02 | | 117.8 | (?) | 111.1 | -23.2 | (?) |
| Packaging and industrial converting paper | 03 | | 161.6 | 165.2 | 166.9 | 2.6 | 1.0 |
| Bag and sack paper, unbleached kraft | 0307 | | 201.7 | (?) | (?) | (?) | (?) |
| Coated and laminated single and multi-web paper | 0321 | 12/87 | 132.1 | 134.8 | 138.6 | .1 | 2.8 |
| Coated and laminated single and multi-web film | 0322 | 12/87 | 134.7 | 137.4 | 139.1 | 2.6 | 1.2 |
| Special industrial paper | 04 | | 157.7 | 155.9 | 159.0 | 2.8 | 2.0 |
| Coated and laminated paper, n.e.c. | 05 | 12/82 | 161.2 | 160.8 | 160.7 | -1.7 | -1 |
| Paperboard | 0914 | | 149.3 | 161.2 | 159.8 | 7.2 | -.9 |
| Corrugated paperboard in sheets and rolls | 05 | | 156.6 | 167.8 | 172.4 | 16.3 | 2.7 |
| Paperboard, ex. corrugated paperboard | 11 | 12/82 | 155.4 | 168.0 | 165.9 | 6.3 | -1.3 |
| Unbleached linerboard | 1101 | 12/82 | 147.3 | 165.5 | 158.4 | 8.9 | -4.3 |
| Bleached pkg. & ind. converting paperboard | 1103 | 12/82 | 151.3 | 154.0 | 157.8 | .6 | 2.5 |
| Semichemical paperboard | 1104 | 12/82 | 138.7 | 168.4 | 153.9 | 19.7 | -8.6 |
| Recycled paperboard | 1105 | 12/82 | 168.8 | 177.7 | 179.2 | 2.6 | .8 |
| Converted paper and paperboard products | 0915 | | 152.3 | 155.0 | 156.8 | 3.2 | 1.2 |
| Sanitary paper products, including stock | 01 | | 142.7 | 143.2 | 143.8 | -1.0 | .4 |
| Sanitary napkins, tampons and wadding stock | 0102 | 06/83 | 186.1 | 184.9 | 186.0 | .1 | .6 |
| Facial tissues | 0113 | 12/87 | 123.9 | 127.0 | 127.1 | -.8 | .1 |
| Napkins and napkin stock | 0114 | 12/87 | 119.8 | 119.3 | 120.8 | -1.7 | 1.3 |
| Toilet tissue and stock | 0115 | 12/87 | 138.3 | 143.4 | 142.3 | (?) | -.8 |
| Disposable diapers | 0116 | 12/87 | 77.1 | (?) | (?) | (?) | (?) |
| Towels and towel stock | 0117 | 12/87 | 133.2 | 129.0 | 131.5 | -3.0 | 1.9 |
| Other sanitary paper products, inc. stock, n.e.c. | 0121 | 12/87 | 101.9 | 102.0 | 102.4 | .7 | .4 |
| Paper, plastic, and foil bags | 02 | | 164.2 | 167.5 | 170.9 | 6.2 | 2.0 |
| Grocers' and variety bags (paper) | 0214 | 12/83 | 231.9 | 243.9 | 243.6 | 14.5 | -.1 |
| Specialty bags and liners | 0216 | 12/83 | 122.4 | 124.5 | 126.8 | 4.7 | 1.8 |
| Shipping sacks and multiwall bags, all | 0218 | 12/83 | 187.2 | 187.7 | 195.8 | 4.6 | 4.3 |
| Paper boxes and containers | 03 | | 156.8 | 161.5 | 164.0 | 6.0 | 1.5 |
| Corrugated shipping containers | 0301 | 06/87 | 135.3 | 141.0 | 146.5 | 11.2 | 3.9 |

See footnotes at end of table.

Table 6. Producer price indexes and percent changes for commodity groupings and individual items, not seasonally adjusted—Continued

(1982=100 unless otherwise indicated)

| Commodity | Commodity code | Other index base | Index | | | Percent change Sep. 1999 From: | |
|--|----------------|------------------|-----------------------|------------------------|------------------------|--------------------------------|-----------|
| | | | May 1999 ¹ | Aug. 1999 ¹ | Sep. 1999 ¹ | Sep. 1998 | Aug. 1999 |
| Converted paper and paperboard products—Continued | 0915 | | | | | | |
| Setup paperboard boxes | 0322 | 12/83 | 159.1 | 159.1 | 159.1 | 0.9 | 0 |
| Folding paperboard boxes, including retail food | 0332 | 12/83 | 141.0 | 141.0 | 141.2 | -1.0 | .1 |
| Paperboard fiber drums | 0337 | | 160.6 | 171.9 | 171.9 | 8.3 | 0 |
| Cups and liquid-tight containers | 0352 | 06/85 | 174.1 | 187.8 | 163.2 | -8.2 | -13.1 |
| Other sanitary food containers | 0359 | 06/85 | 129.4 | 129.7 | 122.6 | -3.2 | -5.5 |
| Packaging accessories | 04 | | 161.8 | 163.9 | 165.3 | 2.5 | .9 |
| Cor. & solid fiber pallets, pads, & part. | 0441 | | 213.2 | 220.9 | 225.9 | 7.2 | 2.3 |
| Gift wrapping paper | 0451 | 06/85 | 135.1 | (?) | 133.1 | -2.0 | (?) |
| Office supplies and accessories | 06 | | 128.4 | 129.3 | 129.8 | -.8 | .4 |
| Envelopes | 0636 | 12/84 | 119.9 | 120.8 | 121.0 | -.7 | .2 |
| Inked ribbons | 0642 | 12/85 | 95.4 | 95.4 | 95.4 | -.3 | 0 |
| File folders | 0645 | | 128.5 | 128.6 | 128.4 | -.2 | -.2 |
| Stationery | 0652 | 06/85 | 150.6 | 150.6 | 150.6 | -2.0 | 0 |
| Tablets and related products | 0653 | 06/85 | 141.6 | 141.4 | 143.1 | -4.5 | 1.2 |
| Other die-cut paper or board office supplies | 0654 | 12/89 | 122.9 | 123.3 | 123.5 | .2 | .2 |
| Business machine paper & other paper office supplies | 0655 | 06/90 | 99.2 | 103.9 | 107.0 | 7.6 | 3.0 |
| Fiber and composite cans & related product | 07 | | 189.4 | 190.2 | 196.3 | 3.9 | 3.2 |
| Food products, including pet food | 0755 | 12/85 | 154.0 | (?) | 154.6 | .6 | (?) |
| Cores and tubes | 0757 | 12/85 | 170.2 | 170.5 | 180.3 | 5.6 | 5.7 |
| Vulcanized and miscellaneous non-food products | 0759 | 12/85 | 140.3 | 142.7 | 144.4 | 5.2 | 1.2 |
| Pressed and molded pulp goods | 08 | 06/85 | 131.3 | 131.3 | 131.5 | .2 | .2 |
| Misc. converted paper and board products | 09 | 12/84 | 138.9 | 140.0 | 139.4 | -.1 | -.4 |
| Pasted, lined, laminated or surface coated | 0901 | 12/84 | 163.5 | 162.9 | 162.2 | -1.5 | -.4 |
| Other converted paper and board products | 0999 | 12/84 | 138.7 | 140.8 | 139.9 | .2 | -.6 |
| Pressure sensitive and gummed products | 0916 | 12/82 | 138.6 | 138.6 | 138.8 | .7 | .1 |
| Pressure sensitive products | 0101 | 12/82 | (?) | 138.7 | 138.9 | .8 | .1 |
| Gummed products | 0102 | 06/99 | (?) | (?) | 100.0 | (?) | (?) |
| Building paper & building board mill pro | 092 | | 141.6 | 149.8 | 145.6 | 2.0 | -2.8 |
| Hardboard, particleboard & fiberboard pr | 0922 | | 136.0 | 144.6 | 140.0 | 1.8 | -3.2 |
| Particleboard and fiberboard | 01 | | 138.5 | 149.8 | 143.7 | 2.0 | -4.1 |
| Particleboard, platen-type (mat-formed) | 0123 | 12/82 | 139.8 | 144.4 | 144.7 | 3.6 | .2 |
| Particleboard, extruded-type | 0124 | 12/82 | 160.5 | 183.5 | 165.9 | -.1 | -9.6 |
| Fiberboard | 0131 | 06/84 | 96.7 | 100.7 | 101.9 | 3.2 | 1.2 |
| Hardboard and fabricated hardboard product | 02 | 06/84 | 119.2 | 119.2 | 119.3 | .9 | .1 |
| Building board, const. paper & felt stoc | 0923 | 12/85 | 143.0 | 141.8 | 145.5 | 4.4 | 2.6 |
| Insulating fiberboard | 0102 | 06/91 | 120.6 | 118.8 | 124.4 | 8.1 | 4.7 |
| Publications, printed matter & printing | 093 | | 199.3 | 199.9 | 199.9 | 1.9 | 0 |
| Newspapers | 0931 | | 260.7 | 261.0 | 261.2 | 3.3 | .1 |
| Circulation | 01 | | 207.1 | 207.5 | 207.9 | 2.6 | .2 |
| Daily & Sunday newspapers (subscriptions and sales) | 0101 | 06/99 | (?) | 100.1 | 100.2 | (?) | .1 |
| Weekly & other newspapers (subscriptions and sales) | 0105 | 06/99 | (?) | 100.0 | 100.0 | (?) | 0 |
| Advertising | 02 | | 278.4 | 278.7 | 278.9 | 3.5 | .1 |
| Daily & Sunday newspapers (advertising) | 0201 | 06/99 | (?) | 100.0 | 100.0 | (?) | 0 |
| Weekly and other newspapers (advertising) | 0205 | 06/99 | (?) | 100.0 | 100.3 | (?) | .3 |
| Periodicals | 0932 | | 229.9 | 230.4 | 230.4 | 3.4 | 0 |
| Circulation | 01 | | 197.2 | 197.1 | 197.1 | 1.3 | 0 |
| Special business/professional periodicals, subscrip | 0129 | 06/99 | (?) | 100.0 | 100.0 | (?) | 0 |
| General & consumer periodicals, subscriptions | 0145 | 06/99 | (?) | 100.0 | 100.0 | (?) | 0 |
| General & consumer periodicals, single copy sales | 0152 | 06/99 | (?) | 100.0 | 100.0 | (?) | 0 |
| Advertising | 02 | | 256.4 | 257.6 | 257.6 | 5.5 | 0 |
| Specialized business/professional periodicals, adver | 0229 | 06/99 | (?) | 100.0 | 100.0 | (?) | 0 |
| General & consumer periodicals, advertising | 0238 | 06/99 | (?) | 101.0 | 100.9 | (?) | -.1 |
| Other periodicals: circulation/advertising | 03 | 06/99 | (?) | 100.1 | 100.1 | (?) | 0 |
| Farm periodicals | 0301 | 06/99 | (?) | 100.2 | 100.2 | (?) | 0 |
| Other periodicals | 0303 | 06/99 | (?) | 100.0 | 100.0 | (?) | 0 |
| Book publishing | 0933 | | 211.5 | 211.4 | 211.9 | 2.6 | .2 |
| Textbooks | 01 | | 298.4 | 295.2 | 298.0 | 4.6 | .9 |
| Technical, scientific & professional books | 02 | | 186.4 | 187.7 | 187.1 | 5.8 | -.3 |
| Religious books | 03 | | 180.1 | 180.1 | 180.3 | .4 | -.1 |
| General books | 04 | | 176.4 | 176.6 | 176.5 | -.8 | -.1 |
| Adult trade and juvenile | 0416 | 06/88 | 143.0 | 143.2 | 143.5 | -2.0 | .2 |
| Bookclub and mail order | 0417 | 06/88 | 121.2 | 121.2 | 121.2 | (?) | 0 |
| General reference books | 05 | | 146.9 | 147.4 | 147.4 | 4.5 | 0 |
| Other books, incl. music books & pamphlets | 08 | 06/88 | 151.9 | 155.0 | 155.0 | 4.1 | 0 |
| Other books, except pamphlets | 0801 | 06/88 | 171.3 | 175.6 | 175.6 | 4.6 | 0 |
| Pamphlets | 0802 | 06/88 | 126.8 | 126.8 | 126.8 | 1.7 | 0 |
| Book printing | 0934 | 12/83 | 148.8 | 148.9 | 149.9 | .8 | .7 |
| Textbooks, printing and binding | 0105 | 06/93 | 103.9 | 104.0 | 104.2 | -1.6 | .2 |
| Technical, scientific & profes. printing & binding | 0106 | 06/93 | 102.2 | 101.5 | 102.9 | .6 | 1.4 |
| Religious book printing | 0107 | 06/93 | 98.7 | 98.7 | 99.2 | 1.0 | .5 |
| General book (trade, etc.), printing and binding | 0108 | 06/93 | 103.5 | 103.5 | 104.6 | 1.7 | 1.1 |

See footnotes at end of table.

Table 6. Producer price indexes and percent changes for commodity groupings and individual items, not seasonally adjusted—Continued

(1982=100 unless otherwise indicated)

| Commodity | Commodity code | Other index base | Index | | | Percent change Sep. 1999 From: | |
|---|----------------|------------------|-----------------------|------------------------|------------------------|--------------------------------|-----------|
| | | | May 1999 ¹ | Aug. 1999 ¹ | Sep. 1999 ¹ | Sep. 1998 | Aug. 1999 |
| Book printing—Continued | 0934 | | | | | | |
| Other books and pamphlets | 0109 | 06/93 | 112.5 | 113.4 | 113.6 | 1.6 | 0.2 |
| Manifold business forms | 0935 | 12/83 | 176.7 | 179.4 | 178.0 | 3.1 | -.8 |
| Unit set forms | 0101 | 12/83 | 186.0 | 191.9 | 191.6 | 3.6 | -.2 |
| Manifold books | 0102 | 12/83 | 176.8 | 177.7 | 177.8 | 3.0 | .1 |
| Custom continuous forms | 0103 | 12/83 | 173.2 | 176.4 | 172.8 | 2.4 | -2.0 |
| Stock continuous forms | 0104 | 12/83 | 168.3 | 167.9 | 168.3 | 3.4 | .2 |
| Greeting cards and misc. publishing | 0936 | 06/84 | 190.5 | 193.0 | 193.8 | 4.1 | .4 |
| Greeting card publishing | 0104 | 12/85 | 171.0 | 177.2 | 177.2 | 5.0 | 0 |
| Miscellaneous publishing | 0105 | 12/89 | 150.8 | 151.9 | 152.6 | 3.8 | .5 |
| Commercial printing | 0937 | 06/82 | 152.2 | 152.4 | 152.3 | -.1 | -.1 |
| Magazine and periodical printing | 01 | 06/82 | 123.4 | 120.0 | 120.0 | -6.8 | 0 |
| Lithographic | 0102 | 06/82 | 128.9 | 125.1 | 125.1 | -7.4 | 0 |
| Label and wrapper printing for packaging | 02 | 06/82 | 142.2 | 144.2 | 143.8 | 1.6 | -.3 |
| Letterpress | 0201 | 06/82 | 154.8 | 158.7 | 158.0 | 2.9 | -.4 |
| Lithographic | 0202 | 06/82 | 127.5 | 127.6 | 127.6 | .3 | 0 |
| Gravure | 0203 | 06/82 | 129.8 | 129.6 | 129.6 | -.5 | 0 |
| Catalog and directory printing | 03 | 06/82 | 124.7 | 127.2 | 124.9 | -.1 | -1.8 |
| Lithographic | 0302 | 06/82 | 136.8 | 136.9 | 136.9 | -.3 | 0 |
| Financial and legal printing | 04 | 06/82 | 173.6 | 174.0 | 174.0 | .4 | 0 |
| Lithographic | 0402 | 06/82 | 162.7 | 163.0 | 163.0 | .4 | 0 |
| Advertising printing | 05 | 06/82 | 148.4 | 148.6 | 149.0 | .3 | .3 |
| Lithographic | 0502 | 06/82 | 143.5 | 143.6 | 144.1 | .3 | .3 |
| Gravure | 0503 | 06/82 | 130.1 | (?) | 130.1 | .4 | (?) |
| Other general job printing | 06 | 06/82 | 196.3 | 196.8 | 196.9 | 1.1 | .1 |
| Letterpress | 0601 | 06/82 | 185.9 | 186.5 | 186.5 | -.2 | 0 |
| Lithographic | 0602 | 06/82 | 196.7 | 197.2 | 197.3 | 1.2 | .1 |
| Gravure | 0603 | 06/82 | 117.3 | 118.1 | 117.2 | 1.3 | -.8 |
| Commercial printing, n.e.c. | 11 | 12/88 | 119.2 | 119.2 | 119.2 | .8 | 0 |
| Screen printing, excluding textiles | 1101 | 06/82 | 139.4 | 139.1 | 139.1 | .5 | 0 |
| Engraving | 1102 | 12/84 | 152.2 | 152.3 | 152.3 | 3.5 | 0 |
| Laser printing | 1103 | 12/88 | 112.2 | 112.6 | 112.6 | 1.1 | 0 |
| Flexographic printing | 1104 | 12/96 | 102.0 | 102.7 | 102.6 | .1 | -.1 |
| Blankbooks, binders, and bookbinding wor | 0938 | 06/85 | 157.1 | 157.5 | 157.3 | .2 | -.1 |
| Blankbooks, looseleaf binders, and devices | 01 | 06/85 | 165.8 | 166.1 | 165.9 | -.2 | -.1 |
| Blankbook making | 0101 | 06/85 | 184.7 | 184.7 | 184.7 | -.2 | 0 |
| Looseleaf binders and devices | 0102 | 06/85 | 136.4 | 137.1 | 136.3 | -.4 | -.6 |
| Bookbinding and related work | 02 | 12/85 | 133.3 | 133.8 | 133.9 | 1.4 | .1 |
| Hardcover bookbinding | 0201 | 12/85 | 140.3 | 140.3 | 141.0 | 2.6 | .5 |
| Other bookbinding | 0202 | 12/85 | 130.7 | 131.2 | 131.2 | 1.0 | 0 |
| Services for the printing trade | 0939 | 06/85 | 117.3 | 117.4 | 117.3 | .2 | -.1 |
| Typesetting | 01 | 06/85 | 121.4 | 121.4 | 121.4 | .6 | 0 |
| Platemaking services | 04 | 12/85 | 112.1 | 112.1 | 112.0 | 0 | -.1 |
| Preparation of lithographic plates | 0401 | 12/85 | 113.8 | 113.8 | 113.8 | 0 | 0 |
| Lithographic platemaking services | 0402 | 12/85 | 109.7 | 109.7 | 109.7 | -.1 | 0 |
| Platemaking services, except lithographic | 0403 | 12/90 | 111.9 | 112.1 | 111.7 | .1 | -.4 |
| Metals and metal products | 10 | | 123.8 | 125.0 | 125.4 | -1.0 | .3 |
| Iron and steel | 101 | | 113.1 | 114.2 | 114.1 | -5.3 | -.1 |
| Iron ore | 1011 | | 94.9 | 94.8 | 94.8 | -.8 | 0 |
| Iron and steel scrap | 1012 | | 134.4 | 143.4 | 145.4 | -1.4 | 1.4 |
| Carbon steel scrap | 11 | 12/86 | 128.9 | 137.5 | 139.5 | -1.4 | 1.5 |
| Heavy melting scrap | 1191 | 06/96 | 70.2 | 74.4 | 75.7 | .9 | 1.7 |
| Carbon steel scrap bundles | 1192 | 06/96 | 66.5 | 74.1 | 74.7 | -2.6 | .8 |
| Shredded carbon steel scrap | 1193 | 06/96 | 70.8 | 71.3 | 72.8 | -.4 | 2.1 |
| Cut plate and structural scrap | 1194 | 06/96 | 72.7 | 75.4 | 76.2 | -6.0 | 1.1 |
| Other carbon steel scrap | 1195 | 06/96 | 59.7 | 63.8 | 65.3 | -1.8 | 2.4 |
| Foundry and forge shop products | 1015 | | 135.1 | 135.2 | 135.1 | .1 | -.1 |
| Pressure & soil pipe & fittings, cast iron | 02 | | 171.0 | 171.0 | 171.0 | 1.4 | 0 |
| Pressure pipe and fittings, ductile iron | 0237 | | 132.7 | 132.7 | 132.7 | 0 | 0 |
| Pressure pipe and fittings, gray iron | 0239 | | 166.2 | 166.7 | 167.2 | -.2 | .3 |
| Motor vehicle castings, gray/ductile iron | 03 | | 127.8 | 127.6 | 127.7 | .2 | -.1 |
| Castings for passenger cars, gray iron | 0321 | | 132.8 | 132.8 | 132.8 | 2.5 | 0 |
| Castings for other motor vehicles, gray iron | 0322 | | 128.8 | 128.9 | 128.9 | -2.6 | 0 |
| Castings for passenger cars, ductile iron | 0323 | | 116.7 | 116.7 | 116.8 | .1 | .1 |
| Castings for other motor vehicles, ductile iron | 0324 | | 111.8 | 110.9 | 111.0 | -.5 | .1 |
| Gray & ductile iron castings, other | 04 | | 133.2 | 133.5 | 133.5 | .8 | 0 |
| Castings for construction & utility use | 0425 | | 138.9 | 139.0 | 139.0 | .2 | 0 |
| Ductile iron castings, other | 0427 | | 131.2 | 132.1 | 132.1 | 2.5 | 0 |
| Gray iron castings, other | 0429 | | 137.5 | 137.8 | 137.8 | .4 | 0 |
| Malleable iron castings | 05 | | 136.8 | 136.8 | 136.8 | .7 | 0 |
| Steel investment castings | 06 | | 176.7 | 176.7 | 176.6 | .3 | -.1 |

See footnotes at end of table.

Table 6. Producer price indexes and percent changes for commodity groupings and individual items, not seasonally adjusted—Continued

(1982=100 unless otherwise indicated)

| Commodity | Commodity code | Other index base | Index | | | Percent change Sep. 1999 From: | |
|--|----------------|------------------|-----------------------|------------------------|------------------------|--------------------------------|-----------|
| | | | May 1999 ¹ | Aug. 1999 ¹ | Sep. 1999 ¹ | Sep. 1998 | Aug. 1999 |
| Foundry and forge shop products—Continued | 1015 | | | | | | |
| Carbon and low alloy steel investment castings | 0614 | | 143.2 | 143.4 | 143.7 | -0.3 | 0.2 |
| High alloy steel investment castings | 0621 | | 182.8 | 182.8 | 182.3 | -2 | -3 |
| Hi-temp metal castings (iron, nickel, & cobalt base) | 0623 | 06/93 | 110.0 | 110.0 | 110.0 | .9 | 0 |
| Other steel castings, carbon steel | 07 | | 140.0 | 140.1 | 139.8 | 1.4 | -2 |
| Railroad wheels and specialties | 0712 | | 139.7 | 138.2 | 138.1 | 1.7 | -1 |
| All other carbon steel castings | 0736 | | 141.7 | 142.9 | 142.5 | 1.1 | -3 |
| Other steel casting, high alloy & stainless | 08 | | 134.5 | 134.3 | 134.3 | -3.2 | 0 |
| Other steel castings, low alloy steel | 09 | | 141.7 | 142.0 | 142.0 | 1.6 | 0 |
| All other low alloy steel castings | 0917 | | 142.1 | 142.4 | 142.3 | 1.6 | -1 |
| Open die or smith forgings, ferrous | 12 | 06/82 | 100.6 | 102.0 | 101.8 | -5.1 | -2 |
| Other forge shop products | 13 | 06/82 | 122.4 | 122.3 | 122.2 | -8 | -1 |
| Seamless rolled ring forgings | 1329 | 06/82 | 136.2 | 136.3 | 136.4 | .1 | .1 |
| Closed die forgings, ferrous | 1359 | 06/98 | 98.7 | 98.6 | 98.5 | -9 | -1 |
| Electrometallurgical products | 1016 | | 148.4 | 146.4 | 146.4 | -7.8 | 0 |
| Ferroalloys | 05 | 06/96 | 92.7 | 92.8 | 92.8 | -5.5 | 0 |
| Ferrosilicon | 0511 | | 146.5 | 146.7 | (?) | (?) | (?) |
| Other ferroalloys | 0515 | 06/96 | 92.3 | 91.9 | 91.9 | -19.9 | 0 |
| Other electrometallurgical products | 06 | 06/96 | 89.8 | 87.5 | 87.5 | -9.9 | 0 |
| Steel mill products | 1017 | | 104.6 | 105.0 | 104.6 | -7.7 | -4 |
| Semifinished steel mill products | 02 | 06/82 | 98.3 | 102.3 | 100.8 | -7.5 | -1.5 |
| Semifinished products, carbon | 0291 | 12/89 | 89.2 | 94.2 | 92.1 | -9.4 | -2.2 |
| Semifinished products, stainless | 0293 | 12/89 | 82.1 | 82.2 | 83.9 | -1.4 | 2.1 |
| Hot rolled sheet and strip, incl. tin mill | 03 | 06/82 | 110.8 | 110.5 | 110.0 | -7.7 | -5 |
| Sheets, h.r., carbon | 0311 | 12/89 | 88.8 | 89.8 | 90.0 | -8.3 | .2 |
| Sheets and strip, hot dipped galvanized, carbon | 0313 | 12/89 | 90.6 | 91.7 | 89.7 | -8.7 | -2.2 |
| Sheets and strip, electrolytic galvanized, carbon | 0315 | 12/89 | 98.4 | 97.1 | 96.1 | -2.4 | -1.0 |
| Tinplate | 0326 | 12/89 | 103.0 | 103.4 | 103.6 | -1.1 | .2 |
| Other tin mill products | 0329 | 06/97 | 94.3 | 95.2 | 94.7 | -2.4 | -5 |
| Other hot rolled sheet and strip | 0395 | 06/97 | 95.2 | 87.3 | 87.3 | -12.2 | 0 |
| Hot rolled bars, plates, & structural shap | 04 | 06/82 | 98.8 | 99.6 | 99.0 | -11.4 | -6 |
| Carbon plates | 0412 | 12/89 | 87.1 | 87.7 | 86.9 | -17.0 | -9 |
| Bars, h.r., carbon | 0422 | 12/89 | 102.2 | 103.8 | 103.4 | -7.3 | -4 |
| Bars, light structurals, carbon | 0424 | 12/89 | 109.7 | 112.9 | 112.9 | -8.4 | 0 |
| Concrete reinforcing bars, carbon | 0425 | 12/89 | 97.0 | 98.9 | 98.9 | -6.2 | 0 |
| Bars, h.r. (including light structural), alloy | 0441 | 12/89 | 103.4 | 102.4 | 98.0 | -9.1 | -4.3 |
| Other hot rolled bar, plates & shapes, carbon/alloy | 0445 | 06/97 | 85.9 | 86.8 | 86.8 | -17.0 | 0 |
| Plate and structurals, stainless | 0455 | 06/97 | 86.2 | 84.8 | 85.3 | -5.4 | .6 |
| Bars, h.r., stainless | 0461 | 12/89 | 83.1 | 83.0 | 84.3 | -5.3 | 1.6 |
| Steel wire | 05 | 06/82 | 102.5 | 103.4 | 103.3 | -4.3 | -1 |
| Carbon steel wire | 0521 | 06/97 | 95.4 | 96.7 | 96.6 | -3.8 | -1 |
| Wire, stainless steel | 0551 | 06/82 | 120.8 | 120.0 | 120.0 | -5.0 | 0 |
| Steel pipe and tubes | 06 | 06/82 | 102.0 | 102.5 | 101.9 | -6.6 | -6 |
| Line & standard pipe & oil country tubular gds, carb | 0618 | 06/97 | 88.4 | 89.2 | 87.8 | -10.1 | -1.6 |
| Structural pipe and tubing, carbon | 0627 | 06/82 | 102.0 | 104.4 | 106.9 | -6.0 | 2.4 |
| Pressure tubing, carbon | 0628 | 06/97 | 101.1 | 100.9 | 101.4 | -3.0 | .5 |
| Mechanical tubing, carbon | 0629 | 06/97 | 96.5 | 96.7 | 96.4 | -5.0 | -3 |
| Alloy pipe and tubing | 0651 | 06/97 | 111.1 | 111.0 | 110.3 | -3.8 | -6 |
| Pressure tubing, stainless | 0665 | 06/97 | 115.0 | 115.0 | 115.0 | -2.0 | 0 |
| Mechanical tubing, stainless | 0666 | 06/97 | 87.2 | 89.8 | (?) | (?) | (?) |
| Other pipe and tubing, incl. std. pipe, stainless | 0669 | 06/82 | 108.9 | 108.0 | 108.5 | -3.6 | .5 |
| Cold rolled sheets and strip | 07 | 06/82 | 109.5 | 109.5 | 109.4 | -5.9 | -1 |
| Sheets, c.r., carbon | 0711 | | 110.3 | 110.5 | 109.3 | -8.0 | -1.1 |
| Strip, c.r., carbon | 0715 | | 107.3 | 107.3 | 108.1 | -5.0 | .7 |
| Sheets and strip, c.r., alloy | 0733 | 06/82 | 110.0 | 110.0 | 111.4 | -7.1 | 1.3 |
| Sheet and strip, c.r., stainless | 0753 | 06/97 | 86.8 | 86.4 | 88.0 | .3 | 1.9 |
| Cold finished bars | 08 | 06/82 | 99.3 | 98.9 | 98.8 | -4.2 | -1 |
| Bars, c.f., carbon | 0811 | | 100.4 | 99.9 | 99.2 | -5.2 | -7 |
| Bars, c.f., alloy | 0831 | | 81.3 | 81.1 | 79.1 | -5.5 | -2.5 |
| Bars, C.F., stainless | 0851 | 06/97 | 94.0 | 93.6 | 96.0 | -1.0 | 2.6 |
| Nonferrous metals | 102 | | 117.1 | 120.2 | 121.8 | .9 | 1.3 |
| Nonferrous metal ores | 1021 | | | | | | |
| Copper ores | 02 | 06/88 | 68.8 | 77.6 | 81.1 | 4.4 | 4.5 |
| Lead and zinc ores | 03 | 12/85 | 107.2 | (?) | (?) | (?) | (?) |
| Gold ores | 05 | 06/85 | 88.6 | 81.3 | 81.7 | -8.9 | .5 |
| Other nonferrous metal ores | 11 | 06/90 | 83.2 | 82.8 | 84.4 | -6.4 | 1.9 |
| Primary nonferrous metals | 1022 | | 99.7 | 104.3 | 107.3 | 3.7 | 2.9 |
| Primary nonferrous metals, except precious | 01 | | 102.8 | 108.1 | 111.5 | 4.1 | 3.1 |
| Smelted copper | 0107 | 12/87 | 72.1 | 83.1 | (?) | (?) | (?) |
| Primary aluminum ingot, unalloyed | 0117 | | 111.7 | 115.2 | 115.2 | 4.3 | 0 |
| Primary aluminum, other types, except extrusion bill | 0119 | | 79.2 | 82.3 | 87.5 | 7.2 | 6.3 |
| Aluminum extrusion billet | 0121 | | 117.5 | 120.8 | 124.8 | 2.8 | 3.3 |
| Lead, pig, common | 0127 | | 168.6 | 168.6 | 168.6 | -6.3 | 0 |
| Copper cathode and refined copper | 0131 | 12/96 | 67.9 | 73.5 | 76.4 | 3.8 | 3.9 |
| Zinc, slab, prime Western | 0132 | | 131.7 | 140.0 | 147.8 | 15.9 | 5.6 |
| Zinc, slab, special high grade | 0133 | | 134.2 | 142.6 | 150.4 | 15.7 | 5.5 |

See footnotes at end of table.

Table 6. Producer price indexes and percent changes for commodity groupings and individual items, not seasonally adjusted—Continued

(1982=100 unless otherwise indicated)

| Commodity | Commodity code | Other index base | Index | | | Percent change Sep. 1999 From: | |
|--|----------------|------------------|-----------------------|------------------------|------------------------|--------------------------------|------------------|
| | | | May 1999 ¹ | Aug. 1999 ¹ | Sep. 1999 ¹ | Sep. 1998 | Aug. 1999 |
| Primary nonferrous metals—Continued | | | | | | | |
| Antimony | 1022 0136 | | 59.0 | 59.0 | 59.0 | 8.1 | 0 |
| Cadmium metal, 99.90 pct. min. | 0141 | 12/98 | 62.9 | 50.0 | 50.0 | -59.8 | 0 |
| Magnesium, pig ingot | 0151 | | 134.3 | 134.3 | 134.3 | 0 | 0 |
| Titanium sponge | 0156 | | 95.9 | 95.9 | (²) | (²) | (²) |
| Other nonferrous metals, unalloyed | 0181 | 06/88 | 114.6 | 115.6 | 115.8 | -5.8 | .2 |
| Precious metals | 02 | | 74.6 | 71.6 | 70.3 | -3.2 | -1.8 |
| Gold, refined | 0271 | | 73.8 | 67.8 | 67.8 | -11.7 | 0 |
| Silver, bar, refined, .999 fine | 0272 | | 67.7 | 66.9 | 64.7 | 3.5 | -3.3 |
| Platinum | 0273 | | 74.9 | 74.0 | 74.6 | -3.6 | .8 |
| Nonferrous scrap | | | | | | | |
| Copper base scrap | 1023 01 | | 131.0 | 140.4 | 148.0 | 10.7 | 5.4 |
| No. 1 copper scrap, including wire | 0101 | 12/86 | 104.6 | 114.6 | 117.5 | 3.9 | 2.5 |
| No. 2 copper scrap, including wire | 0102 | 12/86 | 96.7 | 102.0 | 107.5 | .7 | 5.4 |
| Yellow brass scrap | 0103 | 12/86 | 119.3 | 127.4 | 128.0 | 2.2 | .5 |
| Other copper and brass scrap | 0104 | 12/86 | 124.1 | 129.5 | 129.1 | .1 | .5 |
| Aluminum base scrap | 02 | | 101.0 | 121.8 | 125.9 | 10.9 | 3.4 |
| Solids and clippings, new scrap | 0201 | 12/86 | 158.1 | 170.5 | 172.2 | 15.0 | 1.0 |
| Borings, turnings, and other new scrap | 0202 | 12/86 | 132.2 | 140.4 | 143.6 | 14.6 | 2.3 |
| Used beverage can scrap | 0205 | 12/86 | 166.2 | 181.0 | 177.8 | 23.1 | -1.8 |
| Other old scrap | 0206 | 12/86 | 126.8 | 140.5 | 145.8 | 13.1 | 3.8 |
| Other nonferrous scrap nec. | 03 | | 118.8 | 126.9 | 125.7 | 13.0 | -9 |
| Other nonferrous scrap | 0304 | 12/86 | 96.6 | 97.4 | 125.8 | 4.7 | 29.2 |
| | | | 117.8 | 119.0 | 164.6 | 5.2 | 38.3 |
| Secondary nonferrous metals | | | | | | | |
| Aluminum, except extrusion billet | 1024 02 | | 109.9 | 109.3 | 109.7 | .9 | .4 |
| Refined lead | 04 | | 143.3 | 149.0 | 149.1 | 7.1 | .1 |
| Refined zinc, slab and dust | 05 | | 97.3 | 97.4 | 97.5 | -1 | .1 |
| Precious metals | 06 | | 113.2 | (²) | 120.9 | 5.3 | (²) |
| Other nonferrous metals | 07 | | 73.7 | 69.8 | 69.8 | -6.8 | 0 |
| | | | 84.8 | 86.8 | 87.5 | .3 | .8 |
| Nonferrous mill shapes | | | | | | | |
| Aluminum mill shapes | 1025 01 | | 130.9 | 134.5 | 133.4 | -1.3 | -.8 |
| Sheet, coiled, bare, all others | 0107 | | 135.4 | 139.4 | 136.8 | -2.8 | -1.9 |
| Aluminum plate | 0129 | | 112.7 | (²) | 120.4 | -2 | (²) |
| Bar, extruded, other than 2000 and 7000 alloy series | 0132 | | 146.4 | 146.1 | 146.0 | (²) | -1 |
| Rod, continuous cast | 0145 | | 126.7 | 129.9 | 135.0 | 5.4 | 3.9 |
| Rod, extruded, other than 2000 and 7000 alloy series | 0147 | | 101.4 | (²) | (²) | (²) | (²) |
| Extrusion, solid, circle size under 3 | 0151 | | 138.9 | (²) | (²) | (²) | (²) |
| Extrusion, solid, circle size 3 to under 4 | 0152 | | 167.1 | 168.0 | 168.2 | -5 | .1 |
| Extrusion, solid, circle size 4 to under 5 | 0153 | | 136.1 | 141.8 | 141.5 | .9 | -2 |
| Extrusion, solid, circle size 5 to 9 | 0154 | | 130.9 | 131.4 | 131.4 | -1.6 | 0 |
| Extrusion, solid, circle size, 10 and over | 0156 | 06/87 | 146.6 | 148.5 | 148.0 | .5 | -3 |
| Aluminum pipe & tube, exc. 2000 & 7000 alloy series | 0161 | 12/94 | 135.7 | 142.5 | 143.3 | .8 | .6 |
| Copper and brass mill shapes | 02 | | 93.4 | 96.6 | 96.8 | 3.4 | .2 |
| Copper-base alloy strip | 0231 | | 149.3 | 155.8 | 158.7 | 4.7 | 1.9 |
| Copper-base alloy rod | 0232 | | 145.6 | 150.6 | 153.2 | 5.8 | 1.7 |
| Copper-base alloy tube, non-plumbing | 0233 | | 155.3 | 160.0 | 163.9 | .4 | 2.4 |
| Copper tubing, plumbing | 0254 | | 100.3 | 108.1 | 109.8 | 5.6 | 1.6 |
| Other copper and copper-alloy mill shapes | 0265 | 12/86 | 162.1 | 169.0 | 168.6 | 8.1 | -2 |
| Nickel alloy mill shapes | 04 | | 145.8 | 149.2 | 152.2 | 2.1 | 2.0 |
| Nickel flat products | 0464 | 12/87 | 110.7 | 110.0 | 110.3 | -5.3 | .3 |
| Other nickel mill shapes, except wire | 0465 | 12/87 | 91.2 | 90.4 | 91.0 | -7.0 | .7 |
| Titanium mill shapes | 05 | | 145.6 | 144.9 | 144.9 | -4.6 | 0 |
| Other titanium mill shapes, including wire | 0504 | 12/95 | 112.0 | 112.0 | 112.0 | -9 | 0 |
| Other mill shapes | 19 | | 110.1 | 110.1 | 110.1 | -1.1 | 0 |
| Zirconium mill shapes, except wire | 1997 | 12/87 | 100.2 | 98.3 | 98.1 | -2.8 | -2 |
| Lead mill shapes, except wire | 1991 | 06/83 | 98.7 | 98.7 | 98.9 | -1.5 | .2 |
| Other nonferrous metal mill shapes, except wire | 1999 | 06/83 | 61.6 | 60.7 | 61.4 | -1.3 | 1.2 |
| | | | 106.4 | 103.7 | 103.9 | -5.4 | .2 |
| Nonferrous wire and cable | | | | | | | |
| Electric wire and cable | 1026 0301 | 12/82 | 134.2 | 135.7 | 137.4 | -2.4 | 1.3 |
| Telephone and telegraph wire and cable | 0303 | 12/82 | 134.6 | 133.8 | 136.2 | -2.3 | 1.8 |
| Control and signal wire and cable | 0305 | 12/82 | 162.5 | 155.3 | 154.9 | -15.1 | -3 |
| Building wire and cable | 0307 | 12/82 | 184.7 | 187.0 | 189.6 | 5.1 | 1.4 |
| Apparatus wire and cordage | 0309 | 12/82 | 111.1 | 124.9 | 131.3 | -2 | 5.1 |
| Magnet wire | 0311 | 12/82 | 141.1 | 144.7 | 145.6 | -5 | .6 |
| Power wire and cable | 0313 | 12/82 | 141.4 | 141.7 | 143.0 | (²) | .9 |
| Copper and copper alloy wire & cable, bare & tinned | 0314 | 12/86 | 110.1 | 109.5 | 112.9 | 1.2 | 3.1 |
| Appliance wire and flexible cord sets | 0324 | 12/85 | 128.2 | 128.7 | 130.1 | 2.4 | 1.1 |
| Other insulated wire & cable, inc. auto & airframe | 0326 | 12/98 | 142.8 | 142.5 | 142.8 | -8 | .2 |
| Aluminum wire and cable, bare | 0331 | 06/87 | 99.4 | 96.7 | 97.2 | (²) | .5 |
| Fiber optic cable | 0333 | 12/88 | 109.2 | 112.0 | 108.2 | -1 | -3.4 |
| | | | 93.9 | 94.0 | 93.4 | -2.2 | -6 |
| Nonferrous forge shop products | | | | | | | |
| Hot impression die, impact, press, & upset | 1027 0111 | 12/83 | 156.1 | 156.6 | 156.9 | 1.9 | .2 |
| Other forgings, including open die or smith forgings | 0125 | 06/98 | 158.4 | 158.9 | 159.3 | 2.3 | .3 |
| | | | 99.5 | (²) | 99.5 | (²) | (²) |
| Nonferrous foundry shop products | | | | | | | |
| Castings, alum./alum.-base alloy | 1028 02 | | 141.0 | 142.9 | 143.0 | .6 | .1 |
| | | | 140.0 | 142.9 | 143.1 | 1.0 | .1 |

See footnotes at end of table.

Table 6. Producer price indexes and percent changes for commodity groupings and individual items, not seasonally adjusted—Continued

(1982=100 unless otherwise indicated)

| Commodity | Commodity code | Other index base | Index | | | Percent change Sep. 1999 From: | |
|---|----------------|------------------|-----------------------|------------------------|------------------------|--------------------------------|------------------|
| | | | May 1999 ¹ | Aug. 1999 ¹ | Sep. 1999 ¹ | Sep. 1998 | Aug. 1999 |
| Nonferrous foundry shop products—Continued | 1028 | | | | | | |
| Motor vehicle die castings | 0201 | | 121.9 | 125.3 | 125.2 | 3.8 | -0.1 |
| Other die castings | 0203 | 06/83 | 149.5 | 154.4 | 154.3 | 1.4 | -1 |
| Sand castings | 0204 | 06/83 | 143.4 | 144.5 | 144.8 | .9 | .2 |
| Perm. and semi-perm. mold castings | 0205 | 06/83 | 127.2 | 127.3 | 128.1 | -1.5 | .6 |
| Other castings and cast products | 0206 | 06/83 | 145.6 | 146.1 | 146.1 | 1.7 | 0 |
| Copper and copper-base alloy castings | 03 | 06/83 | 145.3 | 145.6 | 145.9 | 1.0 | .2 |
| Copper and copper-base alloy sand castings | 0301 | 06/83 | 147.9 | 148.1 | 148.1 | 1.3 | 0 |
| Other copper/copper-base alloy castings | 0302 | 06/83 | 144.6 | 145.2 | 147.0 | .2 | 1.2 |
| Zinc Castings | 04 | 06/83 | 148.3 | 148.3 | 148.1 | .7 | -1 |
| Magnesium and magnesium-base castings | 05 | 06/83 | 130.6 | 129.6 | 130.5 | -.5 | .7 |
| Other nonferrous castings | 06 | 06/83 | 123.6 | 123.3 | 123.1 | -3.0 | -2 |
| Metal containers | 103 | | 106.3 | 106.0 | 106.0 | -2.3 | 0 |
| Metal cans and can components | 1031 | | 102.9 | 102.7 | 102.7 | -2.7 | 0 |
| Steel cans | 02 | | 127.1 | 126.3 | 126.3 | -.9 | 0 |
| Fruit and fruit juice cans | 0209 | | 126.2 | 126.2 | 126.2 | -2.5 | 0 |
| Vegetable and vegetable juice cans | 0211 | | 111.5 | 109.2 | 109.2 | -2.2 | 0 |
| All other food (including soup) cans | 0215 | | 140.3 | 140.3 | 140.3 | 0 | 0 |
| Aluminum cans | 03 | | 84.9 | 84.9 | 84.9 | -3.9 | 0 |
| Barrels, drums, and pails | 1032 | | 144.2 | 143.3 | 143.4 | .8 | .1 |
| Steel pails | 0101 | | 165.3 | 161.8 | 162.2 | 5.7 | .2 |
| Steel shipping barrels and drums | 0102 | | 134.6 | 134.5 | 134.5 | -.9 | 0 |
| All other metal barrels | 0103 | 06/83 | 152.2 | (²) | 152.2 | 0 | (²) |
| Hardware | 104 | | 147.9 | 149.9 | 149.7 | 1.8 | -1 |
| Hardware, n.e.c. | 1041 | | 139.5 | 142.0 | 141.9 | 2.2 | -1 |
| Builders hardware | 01 | | 161.7 | 162.5 | 162.2 | .7 | -2 |
| Padlocks | 0109 | 06/85 | 125.1 | 129.4 | 125.0 | 1.2 | -3.4 |
| Doorlocks, locksets, locktrim, exc.arch. trim | 0122 | 06/85 | 157.7 | 158.5 | 158.4 | .8 | -1 |
| Hinges, exc. cabinet hinges, incl. spring hinges | 0124 | 06/85 | 106.4 | 106.4 | 106.5 | .9 | .1 |
| Cabinet hardware | 0147 | 06/85 | 152.6 | 152.2 | 152.6 | -1.2 | .3 |
| Other builders hardware | 0148 | 06/85 | 137.0 | 137.4 | 137.5 | .8 | .1 |
| Transportation equipment hardware | 03 | | 115.0 | 120.0 | 119.7 | 4.0 | -3 |
| Motor vehicle hardware | 0311 | 06/85 | 99.5 | 104.9 | 104.5 | 4.5 | -4 |
| Other transportation equipment hardware | 0341 | 06/85 | 275.8 | 276.9 | 277.5 | 2.1 | .2 |
| Furniture hardware | 04 | | 171.0 | 171.2 | 171.2 | 3.7 | 0 |
| Other hardware, n.e.c. | 05 | 06/85 | 132.2 | 132.5 | 133.3 | .3 | .6 |
| Hand and edge tools | 1042 | | 167.2 | 167.5 | 167.5 | 1.1 | 0 |
| Adjustable wrench, including pipe | 0133 | | 175.2 | 172.6 | 173.9 | 2.2 | .8 |
| Screwdrivers | 0141 | | 156.9 | 158.2 | 157.6 | 1.3 | -.4 |
| Wrench socket | 0147 | | 185.1 | 185.1 | 185.1 | 2.4 | 0 |
| All other wrenches | 0149 | 06/83 | 170.9 | 170.9 | 170.9 | 1.1 | 0 |
| Pliers | 0151 | | 157.7 | 161.7 | 162.2 | 3.6 | .3 |
| Hammers, light forged | 0161 | | 141.2 | 141.2 | 141.2 | 1.2 | 0 |
| Steel goods (forks, hoes, rakes, etc.) | 0166 | | 185.7 | 185.7 | 185.7 | 0 | 0 |
| All other mechanics' hand service tools | 0178 | 06/83 | 166.8 | 167.0 | 167.0 | 1.3 | 0 |
| All other edge tools | 0179 | 06/83 | 150.5 | 150.5 | 150.5 | .4 | 0 |
| All other hand tools, except edge tools | 0183 | 06/83 | 161.7 | 161.8 | 161.8 | .9 | 0 |
| Plumbing fixtures and brass fittings | 105 | | 176.1 | 176.4 | 176.7 | 1.2 | .2 |
| Vitreous china fixtures | 1052 | | 133.4 | 133.1 | 133.3 | 1.7 | .2 |
| Plumbing fixtures | 0112 | 06/85 | 116.3 | 116.0 | 116.2 | 1.8 | .2 |
| Fixture accessories and fittings | 0113 | 06/85 | 115.5 | 116.1 | 116.1 | .5 | 0 |
| Brass fittings | 1054 | | 201.4 | 201.4 | 202.1 | 1.6 | .3 |
| Bath and shower fittings | 0211 | 06/83 | 186.9 | 187.3 | 187.6 | 2.3 | .2 |
| Lavatory and sink fittings | 0218 | 06/98 | 101.3 | 101.5 | 101.8 | 1.8 | .3 |
| Miscellaneous brass goods | 0223 | 06/83 | 195.6 | 194.9 | 196.0 | .8 | .6 |
| Metal sanitary ware | 1056 | | 129.7 | 131.2 | 130.9 | -.5 | -2 |
| Sinks and sink laundry tray combinations | 0105 | 12/86 | 143.5 | 145.6 | 145.8 | -1.8 | .1 |
| Bath tubs | 0107 | 12/86 | 128.0 | 128.5 | 128.5 | 1.4 | 0 |
| All other metal sanitary ware | 0111 | 12/86 | 128.5 | 131.2 | 130.2 | 3.8 | -.8 |
| Heating equipment | 106 | | 154.0 | 154.6 | 154.8 | 1.0 | .1 |
| Steam and hot water equipment | 1061 | | 152.4 | 154.2 | 154.2 | 1.0 | 0 |
| Cast iron heating boilers, radiators and convectors | 0106 | 06/99 | (²) | 101.0 | 100.9 | (²) | -1 |
| Steel heating boilers, all classes | 0112 | 06/99 | (²) | 101.3 | 101.3 | (²) | 0 |
| Floor & wall furnaces/heaters/parts | 1062 | | 143.6 | 143.4 | 143.8 | 1.6 | .3 |
| Other heating, non-elect., inc parts | 1063 | | 160.8 | 162.0 | 162.4 | 2.1 | .2 |
| Domestic heating stoves | 1064 | | 127.0 | 127.0 | 126.9 | .3 | -1 |

See footnotes at end of table.

Table 6. Producer price indexes and percent changes for commodity groupings and individual items, not seasonally adjusted—Continued

(1982=100 unless otherwise indicated)

| Commodity | Commodity code | Other index base | Index | | | Percent change Sep. 1999 From: | |
|--|----------------|------------------|-----------------------|------------------------|------------------------|--------------------------------|-----------|
| | | | May 1999 ¹ | Aug. 1999 ¹ | Sep. 1999 ¹ | Sep. 1998 | Aug. 1999 |
| Water heaters, domestic | 1066 | | 154.1 | 154.5 | 154.6 | -0.9 | 0.1 |
| Electric | 0101 | | 140.1 | 141.4 | 141.4 | -1.7 | 0 |
| Gas | 0113 | | 162.0 | (?) | 161.8 | -5 | (?) |
| Fabricated structural metal products | 107 | | 142.9 | 143.2 | 143.3 | .1 | .1 |
| Metal doors, sash, and trim | 1071 | | 161.7 | 162.3 | 162.4 | .4 | .1 |
| Metal doors and frames, exc. storm | 02 | 06/83 | 157.7 | 158.1 | 158.1 | .7 | 0 |
| Aluminum doors | 0201 | 06/83 | 169.7 | 170.4 | 170.7 | .6 | .2 |
| Iron and steel doors | 0203 | 06/83 | 149.7 | 150.0 | 150.0 | .9 | 0 |
| Other metal door, frames, & shower door/tub enclos. | 0208 | 06/97 | 101.0 | 101.1 | 101.1 | -2 | 0 |
| Metal window sash and frames, exc. storm | 03 | 06/83 | 148.7 | 149.0 | 149.2 | -2 | .1 |
| Metal molding and trim and storefronts | 04 | 06/83 | 220.8 | 227.4 | 227.7 | 2.2 | .1 |
| Storm sash and doors | 05 | 06/83 | 142.5 | 142.4 | 142.4 | -1 | 0 |
| Screens and weatherstrip | 06 | 06/83 | 147.4 | 147.4 | 147.4 | -4 | 0 |
| Metal tanks | 1072 | | 126.6 | 126.6 | 126.6 | .2 | 0 |
| Storage and other non-pressure tanks | 0104 | 12/94 | 115.6 | 115.7 | 115.7 | 0 | 0 |
| Non-LPG gas cylinders | 0122 | | 126.6 | 126.6 | 126.6 | .2 | 0 |
| Other pressure tanks | 0133 | | 116.2 | 116.1 | 116.1 | 1.9 | 0 |
| All other tanks & vessels, custom fab. at factory | 0136 | 12/94 | 105.1 | 105.2 | 105.2 | .1 | 0 |
| Pressure tanks & vessels, inc. process vessels, etc. | 0137 | 12/94 | 110.4 | 110.3 | 110.3 | -2 | 0 |
| Metal tanks & vessels, custom fab. and field erected | 0152 | 12/94 | 107.5 | (?) | 107.6 | .5 | (?) |
| Sheet metal products | 1073 | | 142.5 | 142.1 | 142.2 | -4 | .1 |
| Roofing, steel | 0101 | | 120.2 | 120.2 | 120.2 | .3 | 0 |
| Roofing, aluminum, and other metals | 0102 | 12/87 | 132.1 | 132.1 | 132.1 | 0 | 0 |
| Roof drainage equipment, aluminum | 0108 | 06/83 | 131.2 | 126.9 | 127.3 | -3.0 | .3 |
| Siding, aluminum | 0109 | 12/82 | 135.8 | 135.8 | 135.8 | 1.2 | 0 |
| Siding, steel | 0116 | 06/83 | 141.9 | 142.1 | (?) | (?) | (?) |
| Roof ventilators | 0118 | 06/83 | 179.0 | 179.0 | (?) | (?) | (?) |
| Soffits, fascia, and shutters, aluminum | 0119 | 06/83 | 106.6 | 106.4 | 106.4 | -1.1 | 0 |
| Stovepipe, furnace smokepipe, elbows & ducts, steel | 0145 | 12/82 | 143.7 | 139.0 | 139.0 | -3.8 | 0 |
| Air conditioning ducts, incl. dust collecting, steel | 0146 | 12/82 | 140.2 | 139.9 | 139.9 | .6 | 0 |
| Bins and vats | 0158 | 12/82 | 120.4 | 120.4 | 121.3 | -1 | .7 |
| Awnings, canopies, and carports, prefab., aluminum | 0165 | 12/82 | 222.9 | (?) | 224.6 | 1.4 | (?) |
| Electronic enclosures | 0171 | 06/96 | 99.4 | 99.6 | 99.6 | -1.6 | -2 |
| Louvers & dampers, heat, vent. & a/c, steel & alum. | 0181 | 06/96 | 101.0 | 101.4 | 101.4 | .4 | 0 |
| Other sheet metal work, steel | 0185 | 12/82 | 144.8 | 144.0 | 144.4 | -2 | .3 |
| Other sheet metal work, aluminum | 0187 | 12/82 | 149.3 | 149.0 | 149.0 | 1.6 | 0 |
| Other sheet metal work, not steel or aluminum | 0189 | 06/83 | 155.3 | 155.3 | 155.3 | .3 | 0 |
| Struct., arch., pre-eng. metal products | 1074 | | 138.0 | 138.7 | 138.8 | .1 | .1 |
| Hot rolled bars/plates/structural shapes | 04 | | 163.7 | 173.4 | 173.4 | -3.5 | 0 |
| Aluminum pipe and tube fabrication | 0401 | | 118.5 | 118.5 | 118.5 | -2.2 | 0 |
| Copper pipe and tube fabrication | 0402 | | 167.2 | 170.4 | 170.4 | -3.6 | 0 |
| Fabricated structural metal | 05 | | 138.1 | 138.8 | 139.1 | 1.4 | .2 |
| Fabricated structural metal for buildings | 0501 | | 137.6 | 138.8 | 139.0 | 1.2 | .1 |
| Fabricated structural metal for bridges | 0511 | | 119.0 | 117.8 | 120.8 | 4.0 | 2.5 |
| Other fabricated structural metal | 0512 | 06/82 | 141.7 | 141.8 | 141.8 | 1.4 | 0 |
| Miscellaneous metal work | 07 | | 131.0 | 131.6 | 131.4 | -1.1 | -2 |
| Expanded metal lath | 0781 | | 93.9 | (?) | 93.9 | 0 | (?) |
| Metal plaster base accessories | 0784 | 12/84 | 97.5 | (?) | (?) | (?) | (?) |
| Custom roll form products | 0785 | 06/90 | 134.9 | 135.8 | 135.3 | -1.2 | -4 |
| Fabricated concrete reinforcing bars | 0791 | | 111.8 | 111.7 | 111.9 | -2.8 | .2 |
| Short span open web joists | 0793 | 06/90 | 139.6 | 139.5 | 140.3 | .6 | .6 |
| Long span joists | 0795 | 06/90 | 128.6 | 128.7 | 129.2 | 1.2 | .4 |
| Architectural and ornamental metalwork | 08 | 12/83 | 135.8 | 135.9 | 135.9 | .4 | 0 |
| Stairs, staircases and fire escapes | 0803 | 12/83 | 126.8 | 127.6 | 127.5 | 2.5 | -1 |
| Scaffolding, shoring and forming for concrete | 0808 | 12/83 | 135.9 | 135.9 | (?) | (?) | (?) |
| Grills, registers and air diffusers | 0811 | 12/97 | 99.4 | 99.3 | 99.4 | 0 | .1 |
| Fences, gates, railings and window guards | 0813 | 12/97 | 100.9 | 100.9 | 100.9 | .9 | 0 |
| Open flooring, grating and studs | 0814 | 12/97 | 94.4 | 94.0 | 94.0 | -4.0 | 0 |
| Other architectural and ornamental metal work | 0816 | 12/97 | 101.1 | 101.1 | 101.1 | .2 | 0 |
| Fabricated iron & steel pipe, tube & fit. | 09 | 12/94 | 107.9 | 108.0 | 108.0 | -1.5 | 0 |
| Nonpressure pipe and tubing | 0903 | 12/94 | 107.8 | 108.1 | 108.1 | .3 | 0 |
| Petrochemical and paper mill | 0905 | 12/94 | 105.3 | 105.0 | 105.6 | -6.1 | .6 |
| Water/sewage treatment | 0907 | 12/94 | 101.8 | 101.8 | 101.8 | 0 | 0 |
| Other iron and steel pipe, tube and fittings | 0909 | 12/94 | 106.1 | 105.7 | 106.2 | 4.5 | .5 |
| Heat exchangers and condensers | 1075 | | 168.5 | 168.2 | 168.9 | .7 | .4 |
| Bare tube heat exchangers | 0101 | | 165.9 | 165.2 | 165.5 | -2.3 | .2 |
| Fin tube heat exchangers | 0102 | | 167.5 | 167.5 | 168.9 | 4.0 | .8 |
| Fabricated steel plate | 1076 | | 143.4 | 143.7 | 143.8 | -1 | .1 |
| Large diameter pipe | 0101 | | 68.2 | 68.2 | 68.2 | .4 | 0 |
| Steel plate for containers | 0112 | 12/86 | 139.0 | 139.2 | 139.8 | 1.0 | .4 |
| Weldments & fabricated steel plate for oth. purposes | 0123 | 12/94 | 113.9 | 114.1 | 114.2 | -3 | .1 |
| Steel power boilers | 1077 | | 132.6 | 132.9 | 134.0 | 3.7 | .8 |
| Fire tube boilers | 0113 | 12/86 | 136.9 | 136.9 | 136.9 | .8 | 0 |

See footnotes at end of table.

Table 6. Producer price indexes and percent changes for commodity groupings and individual items, not seasonally adjusted—Continued

(1982=100 unless otherwise indicated)

| Commodity | Commodity code | Other index base | Index | | | Percent change Sep. 1999 From: | |
|--|----------------|------------------|-----------------------|------------------------|------------------------|--------------------------------|------------------|
| | | | May 1999 ¹ | Aug. 1999 ¹ | Sep. 1999 ¹ | Sep. 1998 | Aug. 1999 |
| Steel power boilers—Continued | 1077 | | | | | | |
| Parts/attachments for steel power boilers | 0124 | 12/86 | 164.4 | (²) | 168.6 | 9.0 | (²) |
| Prefabricated metal buildings | 1079 | | 141.6 | 141.6 | 141.7 | -.8 | 0.1 |
| Prefab. metal bldg systems, ex. farm svcs | 01 | | 137.3 | 137.3 | 137.4 | -1.2 | .1 |
| Other prefab. & portable metal buildings | 02 | | 149.1 | 149.1 | 149.1 | .3 | 0 |
| Panels, parts, & sections for prefab bldgs | 03 | | 135.3 | 135.0 | 135.4 | -.2 | .3 |
| Miscellaneous metal products | 108 | | 127.6 | 127.6 | 127.6 | -.2 | 0 |
| Bolts, nuts, screws, rivets, and washers | 1081 | | 127.9 | 128.0 | 128.0 | -.5 | 0 |
| Externally thread. fasteners, ex. aircraft | 02 | 06/82 | 115.6 | 115.6 | 115.6 | -1.0 | 0 |
| Hex bolts | 0206 | 06/82 | 102.2 | 102.1 | 102.1 | -.3 | 0 |
| Square and round bolts | 0207 | 06/82 | 118.9 | 118.9 | 118.9 | .3 | 0 |
| Studs | 0208 | 06/82 | 111.6 | 111.6 | 112.0 | -.7 | .4 |
| Flanged self locking sets, lag and wood screws | 0209 | 06/82 | 152.5 | 152.5 | 152.5 | -.5 | 0 |
| Machine screws | 0221 | | 102.7 | 102.7 | 102.7 | -2.1 | 0 |
| Cap screws | 0231 | | 149.9 | 149.9 | 149.9 | 0 | 0 |
| Tapping screws | 0236 | | 119.3 | 119.3 | 119.3 | -.4 | 0 |
| High-strength structural and bent bolts | 0246 | | 128.3 | 128.3 | 128.3 | -.2 | 0 |
| Thread-cutting & rolling, & self drilling screws | 0256 | 06/82 | 98.8 | 98.8 | 98.8 | 0 | 0 |
| Other externally threaded fasteners | 0261 | 06/82 | 116.5 | 116.5 | 116.5 | .3 | 0 |
| Internally thread. fasteners, ex. aircraft | 03 | 06/82 | 100.1 | 100.1 | 100.1 | -.1 | 0 |
| Nonthreaded fasteners, except aircraft | 04 | 06/82 | 120.0 | 120.1 | 120.0 | -.3 | -.1 |
| Aircraft-aerospace fasteners | 05 | 06/82 | 192.0 | 192.1 | 192.3 | -1.3 | .1 |
| Other formed fasteners | 06 | 06/82 | 131.6 | 131.6 | 131.6 | 1.5 | 0 |
| Lighting fixtures | 1083 | | 137.4 | 136.8 | 136.8 | -.4 | 0 |
| Residential | 02 | | 144.2 | 144.3 | 144.3 | 1.0 | 0 |
| Commercial/institutional or industrial | 03 | | 141.4 | 139.9 | 139.9 | -.9 | 0 |
| Other commercial incand. fixtures, incl. portable | 0307 | | 111.3 | 111.3 | 111.3 | 1.1 | 0 |
| Commercial H.I.D. fixtures, mercury and other types | 0311 | | 143.0 | 144.6 | 144.6 | 2.2 | 0 |
| Commercial floor. fixtures, recessed air handling | 0321 | | 130.2 | 130.2 | 130.2 | 0 | 0 |
| Commercial floor. fixtures, recessed non-air | 0323 | | 118.9 | 118.9 | 118.9 | -.1 | 0 |
| Commercial fluorescent strip lights | 0325 | | 127.2 | 127.2 | 127.2 | 0 | 0 |
| Commercial fluorescent fixtures, surface or pendent | 0333 | | 170.9 | 170.9 | 170.9 | -.3 | 0 |
| Other commercial floor. fixtures, incl. portable | 0338 | | 150.3 | 151.8 | 151.8 | 1.0 | 0 |
| Component or renewal parts for commercial fixtures | 0345 | | 145.5 | 145.6 | 145.5 | 2.5 | -.1 |
| Industrial fluorescent fixtures, general types | 0361 | | 138.4 | 127.5 | 127.5 | -7.9 | 0 |
| Vehicular | 04 | | 122.2 | 122.4 | 122.4 | .2 | 0 |
| Motor vehicle incandescent lighting | 0401 | 12/83 | 106.8 | 107.1 | 107.1 | .3 | 0 |
| All other vehicular lighting equipment | 0402 | 12/83 | 155.1 | 155.1 | 155.1 | -.1 | 0 |
| Lighting equipment, n.e.c. | 05 | | 138.5 | 138.4 | 138.4 | -.7 | 0 |
| Outdoor lighting equipment, including parts | 0522 | 06/85 | 122.6 | 122.6 | 122.6 | -.2 | 0 |
| Other electric and non-electric lighting | 0524 | 06/85 | 108.8 | 108.5 | 108.5 | -1.6 | 0 |
| Ammunition, except for small arms | 1085 | 12/85 | 120.9 | 120.9 | 120.9 | -.1 | 0 |
| Ordnance and accessories, n.e.c. | 1086 | 12/85 | 151.1 | 152.6 | 152.6 | 10.3 | 0 |
| Fabricated ferrous wire products | 1088 | 06/82 | 130.4 | 130.5 | 130.9 | .6 | .3 |
| Ferrous wire rope, cable and strand | 01 | 06/82 | 132.9 | 134.7 | 133.9 | -1.9 | -.6 |
| Steel nails and spikes | 02 | 06/82 | 117.2 | 117.1 | 117.1 | .6 | 0 |
| Steel fencing and fence gates | 06 | 06/82 | 128.3 | 122.6 | 128.7 | 4.0 | 5.0 |
| Ferrous wire cloth, other woven wire prod. | 07 | 06/82 | 127.4 | 125.8 | 126.4 | -2.8 | .5 |
| Other fabricated ferrous wire products | 09 | 06/82 | 132.9 | 133.1 | 133.1 | 1.5 | 0 |
| Other miscellaneous metal products | 1089 | | 125.5 | 125.4 | 125.4 | -.5 | 0 |
| Hot formed springs | 02 | | 115.4 | 115.8 | 115.8 | .5 | 0 |
| Replacement leaf springs for motor vehicles | 0217 | | 105.4 | 104.9 | 104.9 | 1.0 | 0 |
| Locomotive, railroad car & other helical springs | 0225 | | 123.6 | 122.0 | 122.0 | -1.3 | 0 |
| Orig. equipment coil springs for cars, buses, trucks | 0229 | 06/83 | 108.0 | 108.0 | 108.0 | 0 | 0 |
| Cold formed springs | 03 | | 112.9 | 112.9 | 112.9 | -2.6 | 0 |
| Cold formed flat springs made of sheet & strip steel | 0311 | | 114.8 | 114.8 | 114.8 | .1 | 0 |
| Wire springs | 04 | | 125.3 | 125.2 | 125.2 | -.2 | 0 |
| Precision mechanical springs | 0424 | | 131.9 | 131.9 | 131.9 | .3 | 0 |
| Other wire springs | 0425 | 12/82 | 117.6 | 117.3 | 117.3 | -.8 | 0 |
| Other metal products | 05 | | 125.9 | 125.6 | 125.8 | -.2 | .2 |
| Original equipment automobile stampings | 0506 | | 108.0 | 108.0 | 107.9 | -.6 | -.1 |
| Replacement part automotive stampings | 0508 | 12/82 | 125.0 | 126.4 | 126.4 | 1.1 | 0 |
| Automotive screw machine products | 0521 | 12/83 | 127.5 | 127.1 | 127.1 | -.5 | 0 |
| Other screw machine products | 0522 | 12/83 | 132.3 | 132.5 | 132.5 | -.7 | 0 |
| Industrial wire cloth | 0534 | 06/83 | 87.8 | 89.0 | 88.1 | -.5 | -1.0 |
| Metal ladders, including ladder accessories | 0557 | 12/91 | 104.1 | 104.1 | 104.1 | -.1 | 0 |
| Metal picture frames | 0562 | 06/84 | 155.6 | 155.6 | 155.6 | 0 | 0 |
| Metal powders, paste, and flake | 0564 | 06/85 | 138.8 | 138.7 | 138.4 | .9 | -.2 |
| Other primary metal prods. (nails/brads/staples/etc) | 0566 | 06/85 | 127.0 | 126.7 | 124.0 | -4.2 | -2.1 |
| Powder metallurgy parts, ex. bearing, gears, etc. | 0571 | 12/91 | 106.7 | 105.5 | 105.6 | -.5 | .1 |
| Other fabricated metal products | 0589 | 06/85 | 133.4 | 131.3 | 133.0 | .3 | 1.3 |
| Metal crowns and closures | 06 | 12/83 | 129.7 | 129.7 | 129.7 | .2 | 0 |
| Metal commercial closures (caps) | 0611 | 12/83 | 144.8 | 144.8 | 144.8 | 0 | 0 |

See footnotes at end of table.

Table 6. Producer price indexes and percent changes for commodity groupings and individual items, not seasonally adjusted—Continued

(1982=100 unless otherwise indicated)

| Commodity | Commodity code | Other index base | Index | | | Percent change Sep. 1999 From: | |
|--|----------------|------------------|-----------------------|------------------------|------------------------|--------------------------------|------------------|
| | | | May 1999 ¹ | Aug. 1999 ¹ | Sep. 1999 ¹ | Sep. 1998 | Aug. 1999 |
| Other miscellaneous metal products—Continued | 1089 | | | | | | |
| Metal stampings n.e.c. | 07 | 06/84 | 125.1 | 125.2 | 125.0 | -0.5 | -0.2 |
| Job stampings, non-automotive | 0701 | | 138.2 | 138.1 | 138.0 | -1.4 | -1.1 |
| Other stamped and pressed metal end products | 0731 | 06/84 | 124.8 | 125.3 | 125.0 | 2.1 | -2 |
| Metal foil and leaf | 08 | 12/84 | 110.0 | 111.2 | 110.6 | -2.7 | -5 |
| Converted unmounted alum. foil packaging products | 0801 | 12/84 | 107.8 | (²) | 107.6 | -7.8 | (²) |
| Laminated aluminum foil rolls and sheets | 0811 | 12/84 | 108.8 | 109.9 | 110.1 | .2 | .2 |
| Converted unmounted alum. foil for nonpkg appl. | 0821 | 12/84 | 130.0 | 129.4 | 129.4 | -5 | 0 |
| Metal treatment services | 109 | 12/84 | 129.7 | 129.4 | 129.6 | 2.5 | .2 |
| Metal treatment services | 1091 | | | | | | |
| Metal plating and polishing | 01 | 12/84 | 146.6 | 146.2 | 146.3 | 5.6 | .1 |
| Metal coating and allied services | 02 | 12/84 | 119.7 | 119.5 | 119.7 | .3 | .2 |
| Metal heat treating | 03 | 06/85 | 114.0 | 114.1 | 114.1 | .4 | 0 |
| Metal heat treating - Middle Atlantic | 0332 | 06/85 | 122.3 | (²) | (²) | (²) | (²) |
| Metal heat treating - South Central | 0333 | 06/85 | 119.5 | 119.8 | 119.9 | 1.1 | .1 |
| Metal heat treating - Michigan | 0334 | 06/85 | 106.6 | 106.6 | 106.8 | 1.2 | .2 |
| Metal heat treating - Southeast | 0335 | 06/85 | 103.7 | 103.7 | 103.7 | 1.2 | 0 |
| Metal heat treating - North Central | 0336 | 06/85 | 115.5 | 115.5 | 115.5 | .1 | 0 |
| Metal heat treating - Pacific Coast | 0337 | 06/85 | 112.6 | 112.6 | 112.6 | -2 | 0 |
| Metal heat treating - Southwest | 0338 | 06/85 | 107.1 | 107.1 | 107.1 | 0 | 0 |
| Metal heat treating - New England | 0339 | 06/90 | 103.5 | 103.5 | 103.5 | 0 | 0 |
| Machinery and equipment | 11 | | 124.3 | 124.2 | 124.2 | -4 | 0 |
| Agricultural machinery and equipment | 111 | | 152.3 | 151.3 | 151.2 | .3 | -1 |
| Farm and garden tractors | 1111 | | 143.5 | 143.5 | 143.7 | .3 | .1 |
| Farm tractors, wheel type | 02 | 12/82 | 146.6 | 146.6 | 146.6 | 1.3 | 0 |
| Farm tractors, two wheel drive | 0201 | | 157.6 | 157.6 | 157.6 | 1.5 | 0 |
| Farm tractors, four wheel drive | 0211 | 12/82 | 128.3 | 128.3 | 128.3 | .8 | 0 |
| Garden tractors | 05 | | 168.1 | (²) | 168.6 | .3 | (²) |
| Farm tractor parts and attachments | 52 | 12/82 | 132.6 | 132.6 | 132.6 | -1 | 0 |
| Parts | 5211 | | 136.6 | 136.6 | 136.6 | -1 | 0 |
| Agricultural machinery excl. tractors | 1112 | | 155.2 | 153.7 | 153.4 | .1 | -2 |
| Plows | 01 | | 145.4 | 146.8 | 146.4 | .8 | -3 |
| Harrows, rollers, and stalk cutters | 02 | | 150.0 | 150.2 | 150.2 | -9 | 0 |
| Stalk shredders and cutters | 0211 | 12/82 | 158.7 | 159.4 | 159.4 | .6 | 0 |
| Harrows, combination tillage, tractors, & like equip | 0213 | 12/94 | 104.6 | 103.6 | (²) | (²) | (²) |
| Planting, seeding, and fertilizing mach. | 03 | | 144.7 | 145.0 | 144.4 | .9 | -4 |
| Planting and seeding machinery | 0311 | 12/82 | 132.9 | 134.4 | 132.9 | 1.1 | -1.1 |
| Fertilizing machinery | 0321 | 12/82 | 154.4 | 153.3 | 153.6 | 1.1 | .2 |
| Other planting, seeding, fertilizing machinery | 0331 | 12/94 | 104.2 | 104.2 | 104.2 | .1 | 0 |
| Sprayers and dusters | 05 | | 150.2 | 148.0 | 150.0 | 1.1 | 1.4 |
| Harvesting machinery | 06 | | 173.1 | 166.9 | 166.9 | -1.9 | 0 |
| Haying machinery | 07 | | 147.9 | 148.5 | 148.5 | .5 | 0 |
| Crop preparation machinery | 08 | | 150.2 | 149.5 | 150.0 | 3.2 | .3 |
| Farm wagons & other farm transport equip. | 11 | | 154.5 | 154.6 | 154.6 | 2.5 | 0 |
| Commercial turf and grounds mowing equip. | 12 | 12/82 | 149.4 | 149.4 | 148.3 | .3 | -7 |
| Comm. turf & grounds care eq., parts & att | 13 | 06/83 | 188.2 | 188.4 | 188.4 | 2.2 | 0 |
| Parts for farm machinery, excl. tractors | 51 | | 134.2 | 134.4 | 134.0 | -6 | -3 |
| Attachments, farm machinery, ex. tractors | 52 | 12/82 | 151.8 | 149.2 | 149.3 | 2.3 | -1 |
| Agricultural equipment | 1113 | | 143.2 | 143.3 | 143.6 | 1.2 | .2 |
| Barnyard and hog equipment | 02 | | 132.2 | 132.3 | 132.3 | .1 | 0 |
| Barn and barnyard equipment | 0231 | 12/82 | 128.2 | 128.2 | 128.2 | 0 | 0 |
| Hog equipment | 0241 | 12/82 | 140.9 | 141.0 | 141.0 | .1 | 0 |
| Water systems | 03 | | 130.8 | 130.9 | 132.6 | 0 | 1.3 |
| Parts, agricultural equipment | 51 | 12/82 | 167.3 | 167.3 | 167.3 | -8 | 0 |
| Construction machinery and equipment | 112 | | 147.3 | 147.4 | 147.5 | 1.5 | .1 |
| Power cranes, excavators, and equipment | 1121 | | 164.7 | 165.0 | 165.6 | 1.8 | .4 |
| Excavators | 04 | | 180.6 | 180.6 | 180.6 | 1.7 | 0 |
| Cranes | 06 | | 158.6 | 158.6 | 158.6 | 1.8 | 0 |
| Cable operated cranes | 0608 | | 189.8 | 189.8 | 189.8 | -1 | 0 |
| Hydraulic operated cranes | 0609 | | 160.2 | 160.2 | 160.2 | .5 | 0 |
| Miscellaneous cranes, incl. walking drag lines | 0611 | | 144.3 | 144.3 | 144.3 | 4.0 | 0 |
| Front end attachments and parts | 07 | | 153.5 | 154.2 | 155.6 | 2.0 | .9 |
| Front end attachments for cranes and excavators | 0701 | | 142.8 | (²) | (²) | (²) | (²) |
| Parts for cranes and excavators | 0702 | | 152.7 | 153.4 | 153.3 | 1.1 | -1 |
| Construction equipment for mounting | 1122 | | 143.8 | 143.9 | 144.2 | 1.2 | .2 |
| Specialized construction machinery | 1123 | | 153.3 | 153.3 | 153.3 | 2.2 | 0 |
| Portable crushing, screening, and washing plants | 0303 | | 152.1 | 152.1 | 152.1 | 3.7 | 0 |
| Rollers | 0304 | | 151.7 | 151.7 | 151.7 | 2.3 | 0 |
| Portable air compressors | 1124 | | 124.7 | 124.7 | 124.7 | -1 | 0 |

See footnotes at end of table.

Table 6. Producer price indexes and percent changes for commodity groupings and individual items, not seasonally adjusted—Continued

(1982=100 unless otherwise indicated)

| Commodity | Commodity code | Other index base | Index | | | Percent change Sep. 1999 From: | |
|--|----------------|------------------|-----------------------|------------------------|------------------------|--------------------------------|-----------|
| | | | May 1999 ¹ | Aug. 1999 ¹ | Sep. 1999 ¹ | Sep. 1998 | Aug. 1999 |
| Scrapers and graders | 1125 | | 164.9 | 164.9 | 164.9 | 3.3 | 0 |
| Scraper bowls | 0103 | | 164.5 | 164.5 | 164.5 | 3.2 | 0 |
| Parts and other equipment | 1126 | | 116.6 | 116.7 | 116.7 | .3 | 0 |
| Parts/attach., ex cranes/excav./tractors | 01 | | 113.0 | 113.0 | 113.0 | .2 | 0 |
| Other construction equipment | 02 | | 117.4 | 117.5 | 117.5 | .5 | 0 |
| Other excavating and construction machinery | 0206 | | 101.4 | 101.4 | 101.4 | 4.4 | 0 |
| Other miscellaneous construction machinery | 0207 | 06/86 | 116.5 | 116.6 | 116.6 | -.4 | 0 |
| Mixers, pavers, spreaders, etc. | 1127 | | 139.4 | 139.1 | 139.0 | 1.5 | -.1 |
| Concrete equipment | 0155 | 06/86 | 141.3 | 140.8 | 140.6 | 2.1 | -.1 |
| Bituminous equipment | 0156 | 06/86 | 131.3 | 131.3 | 131.3 | .8 | 0 |
| Tractors, other than farm | 1128 | | 155.4 | 155.4 | 155.4 | 1.6 | 0 |
| Wheel type | 01 | | 136.8 | 136.8 | 137.1 | 3.2 | .2 |
| Crawler type | 02 | | 163.7 | 163.7 | 163.7 | 3.3 | 0 |
| Tractor parts and attachments | 03 | | 164.1 | 164.2 | 164.2 | .5 | 0 |
| Tractor shovel loaders | 04 | | 145.4 | 145.4 | 145.4 | 1.3 | 0 |
| Off-highway equipment | 1129 | | 153.2 | 153.2 | 153.2 | 2.1 | 0 |
| Metalworking machinery and equipment | 113 | | 148.1 | 148.3 | 148.4 | .7 | .1 |
| Metalworking machinery n. e. c. | 113-A | 06/83 | 161.5 | 162.8 | 162.2 | 2.2 | -.4 |
| Assembly machines | 01 | 06/83 | 149.5 | 151.1 | 150.3 | 2.8 | -.5 |
| Other metalworking machinery | 02 | 06/83 | 173.7 | 174.4 | 174.2 | 1.3 | -.1 |
| Rolling mill machinery | 113-B | 12/87 | 140.1 | 140.1 | 140.1 | -.9 | 0 |
| Power driven hand tools | 1132 | | 141.2 | 141.7 | 141.5 | 1.3 | -.1 |
| Power hand tools, electric/battery powered | 06 | 06/86 | 129.3 | 129.3 | 128.8 | .5 | -.4 |
| Power hand tools, pneumatic/hydr./powder | 08 | 06/86 | 144.2 | 146.3 | 146.5 | 3.0 | .1 |
| Power hand tools, engine driven | 09 | 06/86 | 117.1 | (?) | (?) | (?) | (?) |
| Welding machines and equipment | 1133 | | 166.1 | 166.3 | 166.3 | 1.3 | 0 |
| Arc welding mach., components ex electrode | 01 | | 158.4 | 158.4 | 158.4 | 1.7 | 0 |
| Resistance welders, components & electrode | 02 | | 155.8 | 155.8 | 155.8 | .2 | 0 |
| Arc welding electrodes | 03 | | 180.3 | 180.3 | 180.3 | 1.4 | 0 |
| Gas welding machines and equipment | 04 | | 167.4 | 169.3 | 169.2 | 1.1 | -.1 |
| Industrial process furnaces and ovens | 1134 | | 152.5 | 152.7 | 152.7 | 1.1 | 0 |
| Electric, excluding induction & dielectric | 01 | | 150.9 | 150.9 | 150.9 | 1.3 | 0 |
| Electric furnaces | 0108 | 12/86 | 130.2 | 130.2 | 130.2 | 1.6 | 0 |
| Electric industrial ovens and kilns, incl. infrared | 0109 | 12/86 | 138.5 | 138.5 | 138.5 | .1 | 0 |
| Fuel-fired | 02 | | 148.5 | 148.6 | 148.6 | 1.4 | 0 |
| Fuel fired furnaces, including parts and attachments | 0218 | 12/86 | 148.5 | 148.6 | 148.6 | 2.2 | 0 |
| Otr. indus. elec. heat. units; parts/attach | 05 | | 159.0 | 159.4 | 159.4 | .9 | 0 |
| Parts and attachments, incl. electric heating units | 0543 | | 140.2 | 140.3 | 140.3 | .4 | 0 |
| Other industrial electric heating units | 0545 | | 179.8 | 180.5 | 180.4 | 1.1 | -.1 |
| Cutting tools and accessories | 1135 | | 140.3 | 140.4 | 140.6 | .4 | .1 |
| Small cutting tools | 01 | | 132.1 | 132.1 | 132.4 | .5 | .2 |
| Precision measuring tools | 02 | | 153.0 | 152.4 | 152.4 | 0 | 0 |
| Metalworking power saw blades | 03 | 06/83 | 175.0 | 175.0 | 175.0 | .3 | 0 |
| Bandsaw blade | 0327 | 06/83 | 171.3 | 171.3 | 171.3 | 0 | 0 |
| Circular saw blades | 0328 | 06/89 | 126.4 | 126.4 | 126.4 | 0 | 0 |
| Other power saw blades | 04 | 06/83 | 142.2 | 142.2 | 142.2 | 1.2 | 0 |
| Other machine tool attachments & acc. | 05 | 06/83 | 148.7 | 149.3 | 149.4 | .5 | .1 |
| Abrasive products | 1136 | | 141.5 | 141.2 | 141.7 | -.8 | .4 |
| Nonmetallic sized abrasives | 01 | | 81.0 | 79.0 | 80.6 | -11.3 | 2.0 |
| Nonmet. bonded abrasives and diamond wheel | 03 | | 139.5 | 139.5 | 139.5 | .1 | 0 |
| Nonmetallic coated abrasive products | 05 | | 182.0 | 182.0 | 182.0 | 2.7 | 0 |
| Metal abrasives, including scouring pads | 31 | | 119.8 | 121.8 | 122.8 | -3.8 | .8 |
| Metal cutting machine tools | 1137 | | 160.4 | 160.9 | 160.8 | .4 | -.1 |
| Grinding machines | 13 | | 173.8 | 173.8 | 174.3 | .4 | .3 |
| Lathes | 14 | | 151.0 | (?) | 151.0 | .3 | (?) |
| Milling machines | 15 | | 158.9 | 158.9 | (?) | (?) | (?) |
| Multi-function machines, n/c | 16 | | 137.5 | 137.5 | 136.6 | -2.9 | -.7 |
| Station type machines | 18 | 06/83 | 167.9 | 169.4 | 169.4 | 1.3 | 0 |
| Other metal cutting machine tools | 19 | | 155.6 | 155.2 | 155.7 | .9 | .3 |
| Rebuilt metal cutting machine tools | 45 | 06/88 | 141.5 | 141.5 | 141.5 | .5 | 0 |
| Parts for metal cutting machine tools | 51 | | 163.9 | 165.6 | 165.5 | 1.2 | -.1 |
| Metal forming machine tools | 1138 | | 159.7 | 159.9 | 159.8 | .9 | -.1 |
| Punching, bending and forming machines | 21 | | 134.6 | 135.3 | 134.6 | 1.8 | -.5 |
| Press brakes | 2104 | | 147.8 | 147.8 | 147.8 | 0 | 0 |
| Punching machinery | 2108 | 12/86 | 126.6 | 128.5 | 126.6 | 2.4 | -1.5 |
| Rolls, all types | 2117 | 12/92 | 102.5 | 102.5 | 102.5 | 7.6 | 0 |
| Other bending/forming machines, including folders | 2119 | 12/86 | 144.0 | 144.0 | 144.0 | 1.5 | 0 |
| Shearing machines | 22 | | 153.0 | 153.2 | 153.2 | .5 | 0 |

See footnotes at end of table.

Table 6. Producer price indexes and percent changes for commodity groupings and individual items, not seasonally adjusted—Continued

(1982=100 unless otherwise indicated)

| Commodity | Commodity code | Other index base | Index | | | Percent change Sep. 1999 From: | |
|---|----------------|------------------|-----------------------|------------------------|------------------------|--------------------------------|-----------|
| | | | May 1999 ¹ | Aug. 1999 ¹ | Sep. 1999 ¹ | Sep. 1998 | Aug. 1999 |
| Metal forming machine tools—Continued | 1138 | | | | | | |
| Presses | 23 | | 175.8 | 176.0 | 176.0 | 0.9 | 0 |
| Mechanical presses | 2308 | 12/86 | 171.3 | 171.6 | 171.6 | .9 | 0 |
| Other hydraulic presses | 2313 | | 138.3 | 138.3 | 138.3 | 1.1 | 0 |
| Other metal forming machines | 25 | | 183.3 | 183.3 | 183.3 | .3 | 0 |
| Other metal forming mach. tools, inc. rebuilt tools | 2508 | 12/86 | 169.5 | 169.5 | 169.5 | 0 | 0 |
| Parts for metal forming machine tools | 51 | | 146.5 | 146.5 | 146.5 | .9 | 0 |
| Tools, dies, jigs, fixtures & ind. molds | 1139 | | 139.7 | 140.1 | 140.1 | .9 | 0 |
| Special dies, tools, jigs, and fixtures | 01 | | 144.8 | 145.0 | 145.1 | 1.0 | .1 |
| Jigs/fixtures, gauging/checking, 1,000 lbs. and over | 0101 | | 148.0 | 140.8 | 148.0 | 5.1 | 5.1 |
| Jigs/fixtures, gauging/checking, under 1,000 lbs. | 0102 | 06/94 | 100.0 | 100.0 | 100.0 | 0 | 0 |
| Jigs/fixtures; other types, under 1000 lbs. | 0103 | | 207.3 | 207.3 | 207.3 | .4 | 0 |
| Jigs/fixtures; other types, 1000 lbs. and over | 0104 | | 197.4 | 208.8 | 203.6 | 3.1 | -2.5 |
| Components and parts for jigs and fixtures | 0105 | | 200.2 | 200.1 | 200.2 | 1.1 | 0 |
| Forming and drawing dies, 500 lbs. and under | 0107 | | 127.8 | (?) | 127.8 | .1 | (?) |
| Forming and drawing dies, over 3000 lbs. | 0109 | | 160.7 | (?) | 160.7 | .4 | (?) |
| Stamping dies, progressive type, high speed steel | 0111 | | 106.0 | 106.0 | 106.0 | 0 | 0 |
| All other stamping-type dies | 0114 | | 127.3 | 127.3 | 127.3 | .6 | 0 |
| All other dies | 0121 | | 157.9 | 158.1 | 158.1 | .5 | 0 |
| Die sets | 0122 | 12/86 | 144.8 | (?) | 144.8 | 0 | (?) |
| Other components and parts for dies | 0125 | | 134.1 | 134.1 | 134.1 | .1 | 0 |
| Other specially designed tooling and prototypes | 0129 | 12/86 | 121.8 | 122.0 | 122.0 | .7 | 0 |
| Industrial molds | 03 | | 132.0 | 132.5 | 132.5 | .5 | 0 |
| Die casting molds | 0301 | | 137.0 | 137.0 | 137.0 | 0 | 0 |
| Metal molds for wax, all types | 0302 | 06/94 | 100.4 | 100.4 | 100.4 | .3 | 0 |
| Injection molds for plastic products | 0305 | | 129.4 | 129.4 | 129.4 | .2 | 0 |
| Other molds for plastic products | 0306 | 12/86 | 115.1 | 119.8 | 119.8 | 4.8 | 0 |
| Molds made of materials other than metal | 0311 | 12/86 | 100.6 | 100.6 | 100.6 | 0 | 0 |
| Components and parts for molds | 0313 | | 124.6 | 124.4 | 124.4 | -2.2 | 0 |
| Foundry molds, except ingot molds | 0316 | 12/86 | 117.7 | 117.7 | 117.8 | -6 | .1 |
| All other molds made of metal | 0319 | 06/94 | 109.4 | 108.7 | 109.5 | 1.4 | .7 |
| General purpose machinery and equipment | 114 | | 149.3 | 149.5 | 149.5 | 1.1 | 0 |
| Pumps, compressors, and equipment | 1141 | | 151.5 | 151.9 | 151.9 | 1.7 | 0 |
| Industrial pumps | 02 | | 160.4 | 161.4 | 161.4 | 1.0 | -2 |
| Stationary air compressors | 03 | | 139.3 | 139.0 | 139.2 | .4 | .1 |
| Gas compressors | 04 | | 161.3 | 158.8 | 159.2 | .3 | .3 |
| Air/gas compress. & vac. pump pts./attach. | 07 | 06/84 | 132.6 | 134.5 | 134.4 | 5.2 | -1 |
| Industrial spraying equipment | 08 | 06/84 | 125.6 | (?) | (?) | (?) | (?) |
| Measuring & dispensing pumps | 09 | 06/84 | 138.1 | 137.9 | 137.9 | 1.4 | 0 |
| Gasoline dispensing pumps, computing type | 0901 | 06/84 | 108.0 | 108.0 | 108.0 | 2.4 | 0 |
| Lubricating-oil and grease dispensing equipment | 0903 | 06/84 | 174.3 | (?) | 174.3 | 0 | (?) |
| Other measuring and dispensing pumps | 0905 | 06/84 | 153.3 | 153.0 | 153.0 | .9 | 0 |
| Other compressors and vacuum pumps | 11 | 12/98 | 100.1 | 100.1 | 100.1 | (?) | 0 |
| Other pumps, including parts | 12 | 12/83 | 166.3 | 167.0 | 167.0 | 3.0 | 0 |
| Parts and attachments for pumps | 1211 | 12/83 | 173.0 | 174.2 | 174.3 | 2.9 | .1 |
| All other pumps, inc. sump, oil well & oil field | 1215 | 12/97 | 103.5 | 103.5 | 103.5 | 3.1 | 0 |
| Elevators, escalators, and other lifts | 1142 | | 117.4 | 117.4 | 117.4 | 1.1 | 0 |
| Elevators & escalators | 01 | | 114.2 | 114.2 | 114.2 | 1.1 | 0 |
| Hydraulic passenger elevators | 0105 | | 125.5 | 125.5 | 125.5 | -5 | 0 |
| Other non-farm elevators, including dumbwaiters, etc | 0109 | | 132.7 | 132.7 | 132.7 | .5 | 0 |
| Elevator and escalator parts & attachments | 02 | | 134.3 | 134.3 | 134.3 | 1.6 | 0 |
| Fluid power equipment | 1143 | | 156.8 | 156.8 | 157.0 | 1.8 | .1 |
| Fluid power pumps and parts | 01 | | 157.5 | 157.5 | 157.2 | 3.4 | -2 |
| Fluid power valves | 02 | | 160.4 | 160.1 | 160.7 | 1.5 | .4 |
| Fluid power accum/cushions/cyls. & parts | 03 | | 149.1 | 148.9 | 149.1 | .8 | .1 |
| Non-aerospace hydraulic fluid power cylind/actuators | 0312 | 06/98 | 100.7 | 100.4 | 100.7 | .2 | .3 |
| Non-aerospace pneumatic fluid power cylind/actuators | 0313 | 06/98 | 101.7 | 101.7 | 101.7 | 1.7 | 0 |
| Aerospace fluid power cylinders and actuators | 0314 | 06/98 | 100.0 | 100.0 | 100.0 | 0 | 0 |
| Parts for hydraulic & pneumatic cylinders/actuators | 0315 | 06/98 | 102.3 | 102.3 | 102.3 | 2.3 | 0 |
| Fluid power hose and tube fittings | 04 | | 163.3 | 163.7 | 163.7 | 1.7 | 0 |
| Parts for fluid power valves | 05 | 06/91 | 122.9 | 123.3 | 123.5 | 2.2 | .2 |
| Industrial material handling equipment | 1144 | | 132.9 | 133.0 | 132.9 | .8 | -1 |
| Conveying equipment | 02 | | 135.5 | 135.6 | 135.4 | 1.5 | -1 |
| Unit handling convey/convey sys hoists/farm elevators | 0212 | 06/84 | 127.0 | 126.8 | 126.7 | .8 | -1 |
| Parts/acces. for unit handling conveyors & conv. sys | 0214 | 06/84 | 145.6 | 145.6 | 145.6 | 2.2 | 0 |
| Bulk mtl hndlg conveyors & conveying sy ex ho & farm | 0216 | 06/84 | 131.7 | 132.2 | 131.9 | 1.7 | -2 |
| Pts & access for bulk mtl hdlg conveyors & conv sys | 0218 | 06/84 | 155.4 | 155.4 | 155.4 | 4.2 | 0 |
| Industrial trucks and tractors | 03 | | 125.4 | 125.5 | 125.2 | -2 | -2 |
| Electric trucks, operator-riding | 0351 | | 117.8 | 117.8 | 117.8 | -3 | 0 |
| Motorized handtrucks (non-riding) | 0352 | | 126.2 | 126.8 | 123.9 | -2.1 | -2.3 |
| All other industrial trucks and tractors | 0377 | 12/86 | 120.3 | 120.2 | 120.2 | .5 | 0 |
| Parts, attachments, and accessories | 0378 | 12/86 | 127.5 | 127.6 | 127.6 | .4 | 0 |
| Operator riding intern. combust./non-electric trucks | 0379 | 06/94 | 105.7 | 105.7 | 105.7 | -5 | 0 |
| Deck boards (industrial loading ramps) | 0381 | 06/94 | 100.5 | (?) | 100.5 | -4 | (?) |
| Hand lift trucks (non-powered) | 0383 | 06/94 | 111.5 | 111.5 | 111.5 | .2 | 0 |

See footnotes at end of table.

Table 6. Producer price indexes and percent changes for commodity groupings and individual items, not seasonally adjusted—Continued

(1982=100 unless otherwise indicated)

| Commodity | Commodity code | Other index base | Index | | | Percent change Sep. 1999 From: | |
|--|----------------|------------------|-----------------------|------------------------|------------------------|--------------------------------|------------------|
| | | | May 1999 ¹ | Aug. 1999 ¹ | Sep. 1999 ¹ | Sep. 1998 | Aug. 1999 |
| Industrial material handling equipment--Continued | 1144 | | | | | | |
| Hoists, cranes and stacking machines | 04 | | 147.5 | 148.2 | 148.8 | 1.7 | 0.4 |
| Hoists, including parts | 0481 | 12/84 | 142.8 | 143.8 | 144.5 | 2.2 | .5 |
| Cranes, including parts | 0485 | 12/84 | 140.7 | 140.8 | 141.3 | 1.0 | .4 |
| Mechanical power transmission equipment | 1145 | | 161.4 | 161.5 | 161.5 | 2.3 | 0 |
| Speed changers, drives, gears | 01 | | 163.7 | 163.6 | 163.7 | 2.1 | .1 |
| Speed reducers, fixed ratio, enclosed | 0106 | 12/83 | 194.3 | 194.2 | 194.2 | 2.6 | 0 |
| Gear motors | 0107 | 12/83 | 152.3 | 152.3 | 152.3 | 1.5 | 0 |
| Loose gear, pinions and racks | 0108 | 12/83 | 131.5 | 131.5 | 131.7 | 1.9 | .2 |
| Mechanical-variable speed changers | 0109 | 12/83 | 134.7 | 135.0 | 135.0 | .4 | 0 |
| Industrial high speed drives | 0112 | 12/83 | 144.4 | 144.4 | 144.4 | 2.8 | 0 |
| Parts/components for speed changers, | 0114 | 12/83 | 193.9 | 193.9 | 193.9 | 1.8 | 0 |
| Other power transmission equipment | 02 | 12/84 | 150.3 | 150.4 | 150.4 | 2.6 | 0 |
| Plain bearings and bushings | 0201 | 12/84 | 129.5 | 128.7 | 128.7 | 1.5 | 0 |
| Clutches | 0202 | 12/84 | 165.9 | 165.9 | 165.9 | 4.2 | 0 |
| Flexible couplings | 0203 | 12/84 | 141.7 | 141.7 | 141.7 | 1.5 | 0 |
| Chains for sprocket drives | 0204 | 12/84 | 157.1 | 157.1 | 157.1 | 2.5 | 0 |
| Sprockets | 0205 | 12/84 | 134.0 | 134.0 | 134.0 | .2 | 0 |
| Pulleys | 0206 | 12/84 | 146.0 | 146.0 | 146.0 | 3.0 | 0 |
| Other power transmission equipment, incl. sheaves | 0209 | 12/84 | 159.4 | 161.0 | 161.0 | 4.8 | 0 |
| Universal joints, ball joints, drives & flex. shafts | 0211 | 06/89 | 123.0 | 123.0 | 123.0 | .6 | 0 |
| Scales and balances | 1146 | | 113.9 | 114.5 | 114.8 | 2.0 | .3 |
| Vehicle and industrial scales | 11 | 12/91 | 111.1 | 111.3 | 111.3 | .9 | 0 |
| Bench and portable scales | 1133 | | 142.0 | 142.0 | 142.0 | 1.6 | 0 |
| Motor truck and railroad track scales | 1135 | 12/94 | 98.4 | 98.4 | 98.4 | 1.2 | 0 |
| Misc. industrial scales | 1137 | | 130.0 | 130.0 | 130.0 | .6 | 0 |
| Retail, commercial, household, & mail scal | 12 | 12/91 | 99.0 | 100.2 | 101.1 | 3.4 | .9 |
| Commercial and retail scales | 1241 | 12/87 | (²) | 108.8 | (²) | (²) | (²) |
| Parts, attachments, and accessories | 13 | 12/91 | 101.6 | 101.6 | 101.6 | 2.4 | 0 |
| Parts | 1344 | | 101.0 | 101.0 | 101.0 | 0 | 0 |
| Fans and blowers, except portable | 1147 | | 147.3 | 147.7 | 147.8 | .9 | .1 |
| Centrifugal fans and blowers | 0141 | 12/83 | 145.0 | 145.3 | 145.3 | 1.4 | 0 |
| Propeller fans and accessories | 0142 | 12/83 | 178.1 | 178.3 | 178.3 | -.8 | 0 |
| Dust collection & air purification equip. | 0143 | 12/83 | 138.7 | 139.0 | 139.1 | 1.3 | .1 |
| Dust collection and a/c equip. | 0144 | 12/83 | 130.8 | 131.8 | 132.1 | 1.7 | .2 |
| Air conditioning and refrigeration equip | 1148 | | 135.7 | 135.7 | 135.8 | -.3 | .1 |
| Heat transfer equipment | 01 | | 142.6 | 142.6 | 142.6 | .6 | 0 |
| Unitary air conditioners | 02 | | 130.6 | 130.5 | 130.8 | -.1 | .2 |
| Commercial refrigeration equipment | 03 | | 161.5 | 161.6 | 161.7 | 1.9 | .1 |
| Refrigerant compressors | 04 | | 117.4 | 117.3 | 117.5 | -2.1 | .2 |
| Refrigeration condensing units | 05 | | 146.2 | 146.7 | 146.7 | 1.2 | 0 |
| Other a/c and refrigeration equipment | 06 | | 137.2 | 137.5 | 137.4 | -.7 | -.1 |
| Mobile vehicle mechanical a/c system | 0621 | 12/82 | 123.9 | 124.3 | 124.3 | .7 | 0 |
| Liquid chiller, centrifugal and reciprocating | 0623 | 12/82 | 151.5 | 151.5 | 151.5 | .3 | 0 |
| Other refrigeration, ac, & soda fountain equip | 0631 | 06/97 | 95.6 | 95.6 | 95.6 | -5.3 | 0 |
| Parts & accessories for a/c & refrig. equi | 09 | 12/89 | 112.0 | 112.1 | 111.9 | -1.0 | -.2 |
| Miscellaneous general purpose equipment | 1149 | | 164.6 | 164.9 | 164.8 | 1.6 | -.1 |
| Metal valves, except fluid power | 02 | 12/82 | 160.2 | 160.5 | 160.3 | 2.2 | -.1 |
| Gates, globes, angles, and checks | 0201 | 12/82 | 173.4 | 173.0 | 173.1 | 6.2 | -.1 |
| Ball valves | 0202 | 12/82 | 153.9 | 153.9 | 153.9 | -.8 | 0 |
| Butterfly valves | 0203 | 12/82 | 133.8 | 137.6 | 133.2 | 4.6 | -3.2 |
| Plug valves | 0204 | 12/82 | 136.7 | 136.9 | 136.9 | .9 | 0 |
| Plumbing and heating valves (low pressure) | 0205 | 12/82 | 145.3 | 145.3 | 146.5 | 1.2 | .8 |
| Solenoid valves | 0208 | 12/82 | 163.1 | 163.7 | 163.7 | 1.7 | 0 |
| Other valves | 0209 | 12/82 | 161.3 | 162.7 | 162.0 | .2 | -.4 |
| Automatic valves | 0211 | 12/98 | 100.3 | 100.3 | 100.3 | (²) | 0 |
| Metal pipe fittings, flanges, and unions | 03 | 12/82 | 196.6 | 197.8 | 197.0 | 1.7 | -.4 |
| Ball and roller bearings | 05 | | 167.0 | 166.9 | 167.0 | .8 | .1 |
| Double row annular ball bearings | 0516 | 06/83 | 103.4 | 103.4 | 103.4 | -1.1 | 0 |
| Angular contact ball bearings | 0518 | 06/83 | 183.1 | 183.0 | 183.0 | -.1 | 0 |
| Other single row conrad ball bearings, prec. & reg. | 0526 | 06/83 | 196.2 | 196.2 | 196.2 | .8 | 0 |
| Mounted bearings | 0534 | 06/83 | 184.7 | 184.7 | 184.7 | 2.6 | 0 |
| Ball and roller bearing parts and components | 0535 | 06/83 | 155.4 | 154.9 | 154.9 | -.6 | 0 |
| Thrust ball bearings | 0536 | 06/83 | 133.8 | 133.8 | 133.8 | -.1 | 0 |
| Taper roller bearings | 0537 | 06/83 | 140.8 | 140.8 | 140.8 | .7 | 0 |
| Roller bearings, except taper | 0538 | 06/83 | 189.0 | 188.8 | 189.0 | .1 | .1 |
| Other ball bearings | 0539 | 06/89 | 128.6 | 128.6 | 128.6 | 5.4 | 0 |
| Industrial patterns | 07 | 12/84 | 127.6 | 127.6 | 127.6 | -.1 | 0 |
| Filters and strainers | 08 | 12/84 | 157.6 | 157.7 | 158.1 | 2.1 | .3 |
| Other miscellaneous general purpose equipm | 11 | 12/84 | 150.3 | 151.0 | 151.0 | 1.2 | 0 |
| Electronic computers and computer equipm | 115 | 12/98 | 94.5 | 91.4 | 91.0 | -12.8 | -.4 |
| Electronic computers | 1151 | 12/98 | 88.5 | 83.5 | 83.1 | -21.4 | -.5 |
| Large-scale general purpose computers | 0111 | 12/98 | 84.9 | 79.6 | 79.6 | -22.6 | 0 |
| Mid-range general purpose computers | 0112 | 12/98 | 88.6 | 79.6 | 78.5 | -25.9 | -1.4 |

See footnotes at end of table.

Table 6. Producer price indexes and percent changes for commodity groupings and individual items, not seasonally adjusted—Continued

(1982 = 100 unless otherwise indicated)

| Commodity | Commodity code | Other index base | Index | | | Percent change Sep. 1999 From: | |
|---|----------------|------------------|-----------------------|------------------------|------------------------|--------------------------------|------------------|
| | | | May 1999 ¹ | Aug. 1999 ¹ | Sep. 1999 ¹ | Sep. 1998 | Aug. 1999 |
| Electronic computers—Continued | 1151 | | | | | | |
| Personal computers and workstations | 0114 | 12/98 | 88.5 | 83.7 | 82.7 | -26.1 | -1.2 |
| Portable computers | 0115 | 12/98 | 80.1 | 77.7 | 77.0 | -31.3 | -.9 |
| Other computers | 0121 | 12/98 | 100.0 | 100.0 | 100.0 | 0 | 0 |
| Computer storage devices | 1152 | 12/98 | 98.7 | 91.6 | 90.8 | -12.6 | -.9 |
| Computer storage devices, except parts | 01 | 12/98 | 98.3 | 91.2 | 90.3 | -10.9 | -1.0 |
| Computer terminals and parts | 1153 | 12/98 | 100.2 | 99.3 | 99.8 | -2.8 | .5 |
| Computer terminals | 01 | 12/98 | 100.2 | 99.2 | 99.7 | -3.2 | .5 |
| Computer peripheral equipment and parts | 1154 | 12/98 | 97.8 | 97.7 | 97.4 | -6.0 | -.3 |
| Computer printers | 02 | 12/98 | 96.7 | 96.8 | 95.5 | -14.3 | -1.3 |
| Parts for computer peripheral equipment | 05 | 12/98 | 100.0 | 100.0 | 100.0 | .1 | 0 |
| All other peripheral equipment | 06 | 06/99 | (²) | 100.0 | 100.0 | (²) | 0 |
| Special industry machinery and equipment | 116 | | 161.3 | 161.7 | 161.6 | 1.4 | -.1 |
| Food products machinery | 1161 | | 171.1 | 172.3 | 172.2 | 1.5 | -.1 |
| Dairy industry machinery | 01 | | 169.4 | 169.4 | 169.4 | .5 | 0 |
| Commercial food production machinery | 04 | | 167.4 | 167.6 | 167.6 | .8 | 0 |
| Industrial food production machinery | 05 | 12/83 | 161.1 | 163.5 | 163.2 | 2.5 | -.2 |
| Textile machinery and equipment | 1162 | | 154.1 | 154.3 | 154.3 | 1.0 | 0 |
| Textile machinery | 12 | 06/86 | 134.6 | 134.9 | 134.9 | .6 | 0 |
| Industrial sewing machines | 66 | | 142.0 | 142.0 | 142.0 | .6 | 0 |
| Textile machinery parts and attachments | 77 | | 160.5 | 160.7 | 160.8 | 1.6 | .1 |
| Woodworking machinery and equipment | 1163 | | 145.9 | 146.0 | 146.0 | .6 | 0 |
| Other than for home workshops | 01 | | 141.0 | 141.1 | 141.1 | 1.4 | 0 |
| Sawmill equipment | 0101 | | 154.6 | 154.6 | 154.6 | .8 | 0 |
| Sawing machines, except sawmill equipment | 0103 | | 136.3 | 136.3 | 136.3 | .6 | 0 |
| Straight-line machinery: planers, sanders, etc. | 0104 | | 153.4 | 153.4 | 153.4 | .7 | 0 |
| Boring and carving machinery, dovetailers, etc. | 0105 | | 135.5 | 135.5 | 135.5 | 1.1 | 0 |
| Other woodworking machinery, incl. lathes & presses | 0106 | | 176.7 | 177.6 | 177.0 | 1.0 | -.3 |
| All other parts, attachments, and accessories | 0108 | | 132.3 | 132.5 | 132.5 | 2.8 | 0 |
| Woodworking power saw blades | 05 | | 135.2 | 135.3 | 135.2 | -1.0 | -.1 |
| Solid tooth | 0521 | | 138.2 | (²) | 138.4 | 1.2 | (²) |
| Inserted tooth | 0522 | | 115.5 | 115.5 | 115.5 | 0 | 0 |
| Other woodworking power saw blades | 0525 | 06/83 | 134.5 | 134.5 | 134.5 | -2.3 | 0 |
| Paper industries machinery | 1164 | 06/82 | 162.6 | 162.8 | 163.0 | 2.1 | .1 |
| Pulp mill machinery | 0103 | 06/82 | 181.7 | 181.7 | 182.4 | .6 | .4 |
| Papermill machinery | 0105 | 06/82 | 152.5 | 152.8 | 152.8 | 2.6 | 0 |
| Paper and paperboard converting equipment | 0107 | 06/82 | 183.0 | 183.3 | 184.2 | 1.4 | .5 |
| Printing trades machinery and equipment | 1165 | | 140.8 | 141.4 | 141.4 | -1.0 | 0 |
| Printing presses, offset | 01 | | 155.2 | 155.2 | 155.2 | -5.5 | 0 |
| Web fed printing presses | 0112 | 12/82 | 152.1 | 152.1 | 152.1 | -5.8 | 0 |
| Bookbinding machinery and equipment | 05 | | 160.4 | 165.8 | 165.8 | 4.5 | 0 |
| Printing presses, other than lithographic | 06 | 12/82 | 167.8 | 167.8 | 167.8 | -.1 | 0 |
| Other printing machinery and equipment | 09 | 12/82 | 143.4 | 143.5 | 143.5 | .7 | 0 |
| Other special industry machinery | 1166 | | 163.6 | 164.1 | 163.7 | 1.8 | -.2 |
| Rubberworking machinery | 01 | | 177.1 | 177.4 | 177.4 | -.7 | 0 |
| Plasticworking machinery | 03 | | 169.9 | 170.6 | 169.0 | 1.3 | -.9 |
| Injection molding machinery | 0304 | | 157.4 | (²) | (²) | (²) | (²) |
| Other plasticworking machinery and parts | 0306 | | 167.8 | 167.8 | 168.0 | 3.0 | .1 |
| Chemical industry machinery | 04 | | 156.0 | 160.5 | 158.9 | 4.3 | -1.0 |
| Chemical manufacturing machinery and equipment | 0413 | | 161.3 | 167.3 | 165.2 | 5.6 | -1.3 |
| Chemical machinery parts | 0414 | | 187.1 | 187.1 | 187.1 | 0 | 0 |
| Automotive maintenance equipment | 05 | 06/83 | 135.2 | 135.2 | 135.2 | .6 | 0 |
| Miscellaneous industry machinery | 06 | | 165.0 | 165.1 | 165.1 | 1.8 | 0 |
| Concrete machinery and parts | 0626 | | 159.7 | 162.8 | 164.1 | 3.6 | .8 |
| Glassmaking machinery and parts | 0627 | | 163.1 | 163.1 | 163.1 | 3.3 | 0 |
| Foundry machinery and parts | 0632 | 06/83 | 150.1 | (²) | 150.3 | .4 | (²) |
| Semiconductor manufacturing equipment | 0638 | 06/87 | 135.5 | 135.3 | 135.3 | 2.2 | 0 |
| Other machinery and parts | 0645 | 06/87 | 138.9 | 139.1 | 139.0 | 1.3 | -.1 |
| Packing and packaging machinery | 1167 | | 179.5 | 179.8 | 180.0 | 2.2 | .1 |
| Filling machinery | 01 | | 195.4 | 195.4 | 195.4 | 2.0 | 0 |
| Form-fill-seal machines | 0103 | | 230.2 | 230.2 | 230.2 | 3.6 | 0 |
| Filling machines | 0108 | 12/83 | 155.1 | 155.1 | 155.1 | .5 | 0 |
| Machinery for processing pkgs. & bottles | 03 | | 158.5 | 159.7 | 160.1 | 1.5 | .3 |
| Casing and cartoning machinery | 0302 | | 170.9 | 172.7 | 172.7 | .6 | 0 |
| Labeling and coding machinery | 0307 | 12/83 | 140.2 | (²) | 141.5 | 2.0 | (²) |
| Other packing & packaging machinery & pa | 04 | 12/83 | 163.3 | 163.4 | 163.5 | 2.4 | .1 |
| Wrapping, banding, bundling and fastening machines | 0401 | 12/83 | 165.6 | 165.6 | 165.6 | 2.3 | 0 |
| Parts for packing and packaging machinery | 0403 | 12/83 | 145.9 | 145.9 | 146.5 | 3.5 | .4 |
| Other packing and packaging machines | 0404 | 12/88 | 130.6 | 130.7 | 130.7 | 2.0 | 0 |

See footnotes at end of table.

Table 6. Producer price indexes and percent changes for commodity groupings and individual items, not seasonally adjusted—Continued

(1982 = 100 unless otherwise indicated)

| Commodity | Commodity code | Other index base | Index | | | Percent change Sep. 1999 From: | |
|--|----------------|------------------|-----------------------|------------------------|------------------------|--------------------------------|------------------|
| | | | May 1999 ¹ | Aug. 1999 ¹ | Sep. 1999 ¹ | Sep. 1998 | Aug. 1999 |
| Service industry machinery and parts | 1168 | 06/82 | 164.9 | 164.9 | 164.7 | 0.8 | -0.1 |
| Nonelectric commercial cooking equipment | 0101 | 06/82 | 208.0 | 208.1 | 208.1 | 2.1 | 0 |
| Electrical commercial cooking equipment | 0102 | 06/82 | 162.5 | 161.4 | 161.4 | -1.1 | 0 |
| Commercial floor maintenance machinery, ex. vacuums | 0104 | 06/82 | 172.9 | 172.9 | 172.9 | 1.2 | 0 |
| Commercial dishwashing machines | 0105 | 06/82 | 184.6 | 184.6 | 184.6 | 2.2 | 0 |
| Sewage treatment equipment | 0106 | 06/82 | 192.0 | 192.1 | 192.0 | .1 | -1 |
| Commercial and industrial vacuum cleaners & parts | 0111 | 06/82 | 159.2 | 159.2 | 157.7 | -6 | -9 |
| Water softeners | 0113 | 12/87 | 118.5 | 118.5 | 118.5 | -2 | 0 |
| Water heaters | 0115 | 12/87 | 144.7 | 144.7 | 144.7 | 2.2 | 0 |
| High pressure cleaning and blasting machinery | 0116 | 12/87 | 131.6 | 133.3 | 133.3 | 1.3 | 0 |
| Other industrial and commercial service machines | 0118 | 06/82 | 146.5 | 146.5 | 146.5 | 2.0 | 0 |
| Parts & acces. ex. cooking equip. & vacuum parts | 0121 | 06/82 | 153.3 | 153.3 | 153.3 | .8 | 0 |
| Parts and access. for commercial cooking equipment | 0122 | 12/87 | 127.9 | (²) | 127.9 | 2.6 | (²) |
| Commercial laundry & dry cleaning equip. | 1169 | 12/82 | 158.6 | 159.1 | 160.8 | 2.6 | 1.1 |
| Laundry equipment | 01 | 12/82 | 163.0 | 163.7 | 165.9 | 2.8 | 1.3 |
| Washer-extractor combinations | 0103 | 12/82 | 158.3 | 159.4 | 165.8 | 8.1 | 4.0 |
| Drying tumblers | 0104 | 12/82 | 170.8 | 170.7 | 170.8 | -1.9 | .1 |
| Flatwork ironers | 0105 | 12/82 | 134.9 | 134.9 | 134.9 | 4.0 | 0 |
| Other commercial laundry equipment | 0107 | 12/82 | 157.4 | 159.7 | 157.4 | 1.1 | -1.4 |
| Dry cleaning equipment | 02 | 12/82 | 176.2 | 176.2 | 175.9 | 3.7 | -2 |
| Dry cleaning presses | 0203 | 12/82 | 179.7 | (²) | 181.7 | 2.9 | (²) |
| Dry cleaning units | 0205 | 06/87 | 109.6 | 109.6 | 109.6 | .7 | 0 |
| Other dry cleaning equipment | 0207 | 06/87 | 150.1 | (²) | 148.4 | (²) | (²) |
| Parts, attachments, and accessories | 03 | 12/82 | 118.3 | (²) | 118.3 | 0 | (²) |
| Electrical machinery and equipment | 117 | | 119.8 | 119.9 | 119.9 | -6 | 0 |
| Wiring devices | 1171 | | 152.2 | 152.6 | 152.3 | -1.5 | -2 |
| Current carrying | 01 | | 132.0 | 133.1 | 132.7 | 0 | -3 |
| Pin & sleeve: outlet, plug cap & connector body | 0112 | | 235.1 | (²) | 240.5 | 2.3 | (²) |
| Automotive and aircraft switches | 0122 | | 119.7 | 119.4 | 119.6 | -1.4 | .2 |
| Dimmers and all other special purposes switches | 0123 | | 145.5 | 145.5 | 145.5 | 2.5 | 0 |
| Metal contacts, precious and all other | 0124 | | 108.9 | 108.9 | 108.9 | .6 | 0 |
| Blade or pin wire connectors | 0131 | | 130.9 | (²) | 130.9 | -1.4 | (²) |
| Other wire connectors | 0135 | 12/86 | 108.4 | 107.3 | 104.2 | -2.2 | -2.9 |
| Terminal blocks | 0136 | | 176.8 | 179.8 | 179.1 | 1.3 | -4 |
| Other current carrying wiring devices | 0137 | | 141.2 | 143.7 | 143.8 | -2.3 | .1 |
| General-use flush-mounted switches, except dimmers | 0138 | 12/93 | 109.7 | 108.0 | 108.0 | .9 | 0 |
| Pressure connectors | 0139 | 12/93 | 118.7 | 120.1 | 120.0 | 2.3 | -1 |
| Noncurrent carrying | 02 | | 178.2 | 177.7 | 177.6 | -3.1 | -1 |
| Stamped metal switch and receptacle box | 0267 | | 192.8 | 192.8 | 192.8 | 0 | 0 |
| Metal raceway and wireway: surface and underfloor | 0276 | | 153.9 | (²) | 153.9 | 1.7 | (²) |
| Fittings, except cast conduit body, cover, & gasket | 0279 | | 209.5 | 209.5 | 209.5 | 2.1 | 0 |
| Cable, cord and flexible conduit fittings | 0282 | 06/83 | 200.3 | (²) | 200.3 | 2.0 | (²) |
| Cast metal box, cover, gasket & access. ex. junction | 0285 | | 203.0 | 203.0 | 203.0 | -1.2 | 0 |
| Commercial pole and transmission line hardware | 0286 | | 157.3 | 157.5 | 156.8 | -6 | -4 |
| Flexible nonmetallic conduit | 0294 | 12/86 | 135.2 | (²) | 135.2 | 0 | (²) |
| Other noncurrent-carrying wiring devices | 0298 | | 206.7 | 210.8 | 210.8 | 2.4 | 0 |
| Integrating and measuring instruments | 1172 | | 142.7 | 143.8 | 144.1 | -2 | .2 |
| Integrating instruments | 04 | 12/83 | 100.6 | 100.0 | 100.4 | -2.3 | .4 |
| Test equip.- elect. character. & signals | 05 | 12/83 | 137.3 | 138.6 | 138.9 | -1 | .2 |
| Indicating and recording instruments | 06 | 12/83 | 142.2 | 142.2 | 142.2 | .1 | 0 |
| Motors, generators, motor generator sets | 1173 | | 145.9 | 145.8 | 145.4 | -3 | -3 |
| Fractional horsepower motors & generators | 03 | 06/83 | 133.7 | 133.6 | 132.8 | -3 | -6 |
| Alternating current motors | 0303 | 06/83 | 140.7 | 140.6 | 138.9 | -1.7 | -1.2 |
| Universal motors (cased) | 0307 | 06/83 | 162.9 | 162.9 | (²) | (²) | (²) |
| All other fractional horse power motors, n.e.c. | 0399 | 12/92 | 117.1 | 116.6 | 117.1 | 1.7 | .4 |
| Integral horsepower motors | 04 | 06/83 | 143.2 | 143.2 | 143.2 | .3 | 0 |
| Motors and generators, d.c. | 0401 | 06/83 | 131.2 | (²) | 131.2 | -2.5 | (²) |
| Generators, a.c., exc. turbine driven | 0402 | 06/83 | 117.7 | 117.4 | 117.4 | .2 | 0 |
| Motors, a.c. | 0403 | 06/83 | 149.3 | 149.3 | 149.3 | .9 | 0 |
| Prime mover gen. sets | 07 | 06/83 | 141.9 | 141.9 | 141.9 | -1 | 0 |
| Parts and supplies | 09 | 06/83 | 136.8 | 137.3 | 137.3 | -4 | 0 |
| Transformers and power regulators | 1174 | | 130.7 | 131.1 | 131.4 | -3 | .2 |
| Fluorescent lamp ballasts | 02 | | 127.3 | 126.9 | 128.5 | .3 | 1.3 |
| Correct power factor type | 0205 | | 127.7 | (²) | 129.1 | .5 | (²) |
| Uncorrected power factor type | 0207 | | 126.6 | 126.4 | 126.4 | -2.1 | 0 |
| Distribution transformers | 03 | | 120.2 | 121.9 | 121.9 | 1.3 | 0 |
| Liquid immersed, pole type, single phase | 0301 | | 118.6 | 120.6 | (²) | (²) | (²) |
| Liquid immersed, pad mount, single phase | 0303 | | 125.7 | 128.0 | (²) | (²) | (²) |
| Liquid immersed, three phase | 0307 | | 116.8 | 117.8 | 117.8 | .9 | 0 |
| Network transformers, all ratings, ex network protec | 0317 | 06/94 | 115.8 | 115.8 | 115.8 | 1.1 | 0 |
| Small power transformers | 05 | | 138.1 | 138.1 | 138.1 | -1.4 | 0 |
| 501-2500 KVA, liquid immersed | 0501 | | 129.3 | 129.3 | 129.3 | .2 | 0 |
| Specialty and all other transformers | 07 | | 150.6 | 150.6 | 150.6 | -4 | 0 |
| Open core/coil and units end-bell enclosed | 0701 | | 158.7 | 158.7 | 158.7 | .1 | 0 |
| General purpose transformers | 0711 | | 155.9 | 155.9 | 155.9 | -3 | 0 |

See footnotes at end of table.

Table 6. Producer price indexes and percent changes for commodity groupings and individual items, not seasonally adjusted—Continued

(1982=100 unless otherwise indicated)

| Commodity | Commodity code | Other index base | Index | | | Percent change Sep. 1999 From: | |
|--|----------------|------------------|-----------------------|------------------------|------------------------|--------------------------------|------------------|
| | | | May 1999 ¹ | Aug. 1999 ¹ | Sep. 1999 ¹ | Sep. 1998 | Aug. 1999 |
| Transformers and power regulators—Continued | 1174 | | | | | | |
| Other transformers | 0731 | | 178.3 | 178.3 | 178.3 | 0.1 | 0 |
| Switchgear, switchboard, etc. equipment | 1175 | | 150.8 | 151.2 | 150.9 | 1.8 | -.2 |
| Industrial controls | 07 | | 149.4 | 149.1 | 149.2 | 2.0 | .1 |
| Switchgear, exc. ducts & contr. circuit relay | 11 | 06/85 | 138.5 | 138.4 | 138.5 | .4 | .1 |
| Power circuit breakers, all types | 12 | 06/85 | 106.6 | (²) | 106.6 | 1.5 | (²) |
| Panelboards & switching & interrupting devs | 13 | 06/85 | 150.9 | 150.7 | 151.5 | .6 | .5 |
| Molded case circuit breakers | 15 | 06/85 | 133.7 | 140.7 | 134.9 | 3.4 | -4.1 |
| Relays for switchgear & industrial control | 18 | 06/90 | 140.1 | 140.1 | 140.1 | 3.2 | 0 |
| Communication and related equipment | 1176 | | 113.0 | 113.0 | 112.7 | -.8 | -.3 |
| Telephone and telegraph equipment | 01 | 12/85 | 113.9 | 114.3 | 114.0 | -1.6 | -.3 |
| Line transmission equipment | 0111 | 12/85 | 161.0 | 161.0 | 161.0 | -4.5 | 0 |
| Switching equipment | 0121 | 12/85 | 112.6 | 112.6 | 112.6 | -.9 | 0 |
| Telephone sets | 0131 | 12/85 | 81.9 | 81.9 | 82.2 | .7 | .4 |
| Modems | 0133 | 12/85 | 66.9 | 66.9 | 66.9 | -3.9 | 0 |
| Other telephone and telegraph apparatus | 0141 | 12/85 | 118.9 | 120.3 | 119.2 | -.5 | -.9 |
| Radio & television communication equipment | 02 | 12/85 | 113.5 | 113.5 | 113.1 | -.5 | -.4 |
| Broadcast, studio and related equipment | 0201 | 12/85 | 105.4 | 105.2 | 105.2 | -.1 | 0 |
| Radio communication, fiber optics & related equip. | 0202 | 12/85 | 113.4 | 113.4 | 113.4 | .3 | 0 |
| Intercom, alarm & traffic control systems | 0203 | 12/85 | 111.9 | 112.4 | 112.3 | -1.2 | -.1 |
| Electronic warfare/missile/spec. vchd & intelligence | 0205 | 12/85 | 91.4 | (²) | 91.4 | -5.8 | (²) |
| Navigation, recon. & surveillance systems & equipmen | 0207 | 06/99 | (²) | 100.0 | 98.0 | (²) | -2.0 |
| Radar, sonar, & other search sys., ex. light recon | 0208 | 06/99 | (²) | 100.0 | 100.0 | (²) | 0 |
| Other electronic equipment & devices, n.e.c. | 0209 | 12/85 | 117.3 | 116.8 | 117.0 | 1.4 | .2 |
| Electric lamps/bulbs and parts | 1177 | | 139.7 | 137.4 | 137.8 | -2.5 | .3 |
| Incandescent | 01 | | 149.6 | 148.3 | 148.3 | 0 | 0 |
| Other than incandescent | 02 | | 130.7 | 126.7 | 127.6 | -6.3 | .7 |
| Flourescent, hot cathode | 0221 | 12/83 | 103.5 | 100.1 | 101.1 | -5.6 | 1.0 |
| Other electric discharge | 0222 | 12/83 | 129.7 | 126.7 | 127.0 | -8.2 | .2 |
| Electronic components and accessories | 1178 | | 98.1 | 98.0 | 98.7 | -.8 | .7 |
| Cathode ray T.V. picture tube | 02 | | 87.5 | 87.5 | 87.0 | -5.4 | -.6 |
| Power, transmitter, special purpose tubes | 03 | | 160.9 | 160.9 | 160.8 | -.1 | -.1 |
| Capacitors | 11 | | 94.3 | 94.6 | 94.5 | 1.5 | -.1 |
| Tantalum electrolytic, fixed | 1142 | 12/92 | 90.4 | 90.6 | 90.6 | 1.5 | 0 |
| Aluminum electrolytic, fixed | 1143 | 12/92 | 124.9 | (²) | (²) | (²) | (²) |
| Single-layer, ceramic dielectric, fixed | 1144 | 12/92 | 101.4 | 101.4 | 101.4 | .9 | 0 |
| Multi-layer, ceramic dielectric, fixed | 1145 | 12/92 | 75.5 | 75.5 | 75.2 | -.9 | -.4 |
| Resistors for electric applications | 12 | | 148.5 | 147.3 | 146.9 | -2.3 | -.3 |
| Fixed, surface mounted, excluding carbon types | 1201 | 12/96 | 88.5 | 85.5 | 85.4 | -10.1 | -.1 |
| Fixed, having two leads, excluding carbon types | 1202 | 12/96 | 100.7 | 102.6 | 101.9 | -1.9 | -.7 |
| Resistor networks, having more than two leads | 1203 | 12/96 | 104.6 | 96.5 | 96.5 | -1.0 | 0 |
| Variable, non-wirewound | 1204 | 12/96 | 99.1 | 98.8 | 98.8 | -.3 | 0 |
| Nonlinear resistors, inc. thermistors and varistors | 1205 | 12/96 | 96.4 | (²) | (²) | (²) | (²) |
| Resistor parts and other resistors | 1209 | 12/96 | 117.5 | 120.1 | 119.3 | 2.6 | -.7 |
| Relays | 21 | | 158.8 | 157.7 | 157.7 | 1.0 | 0 |
| Switches, mechanical (electronic appl.) | 22 | 06/82 | 148.7 | 148.6 | 147.7 | -.1 | -.6 |
| Connectors | 24 | | 146.5 | 146.0 | 145.5 | -.9 | -.3 |
| Coaxial connectors (radio frequency) | 2411 | | 214.5 | 214.6 | 214.6 | 0 | 0 |
| Rack and panel, integral shell | 2431 | | 125.3 | 125.3 | 125.3 | 0 | 0 |
| Rack and panel, other | 2432 | | 114.3 | 114.3 | 114.3 | 0 | 0 |
| Printed circuit, two-piece type | 2442 | | 122.4 | 120.3 | 120.5 | -2.1 | .2 |
| Miscellaneous special types | 2467 | | 139.4 | 139.5 | 136.1 | -4.0 | -2.4 |
| Parts for connectors | 2471 | 12/86 | 114.1 | 112.8 | 112.8 | -3.8 | 0 |
| Magnetic and optical recording media | 25 | | 63.3 | 62.3 | 62.5 | -1.9 | .3 |
| Filters, crystals, and transducers | 28 | 06/82 | 104.8 | 105.2 | 104.7 | -.2 | -.5 |
| Filters and crystals | 2891 | 06/82 | 113.9 | 115.0 | 113.7 | -1.1 | -1.1 |
| Transducers | 2892 | 06/82 | 99.8 | 99.8 | 99.8 | .5 | 0 |
| Diodes and rectifiers | 31 | | 121.3 | 122.1 | 117.5 | -1.3 | -3.8 |
| Transistors | 35 | | 72.8 | 72.8 | 73.2 | .5 | .5 |
| Optoelectronic devices | 37 | | 90.2 | 89.5 | (²) | (²) | (²) |
| Digital bi-polar integrated circuits | 41 | | 46.9 | (²) | (²) | (²) | (²) |
| Digital MOS integrated circuits | 42 | 12/98 | 95.6 | 97.0 | 106.8 | 6.6 | 10.1 |
| MOS, memory | 4221 | 12/98 | 95.3 | 98.2 | 124.3 | 29.3 | 26.6 |
| Other MOS, incl. logic, MCU, and MPR | 4223 | 12/98 | 100.2 | 102.4 | 103.0 | 2.0 | .6 |
| Mos, microprocessors | 4225 | 12/98 | 66.1 | 54.1 | 45.1 | -60.7 | -16.6 |
| Linear integrated circuits | 45 | | 91.7 | 88.7 | 88.9 | -3.1 | .2 |
| Hybrid integrated circuits | 46 | | 113.4 | 113.4 | 113.4 | -2.5 | 0 |
| Other semiconductor devices and parts | 48 | | 90.2 | 89.3 | 89.4 | -4.2 | .1 |
| Semiconductor dice and wafers | 4815 | | 76.7 | 75.5 | 75.7 | -6.1 | .3 |
| Semiconductor parts (packages, other accessories) | 4817 | | 124.1 | 124.4 | 124.4 | .9 | 0 |
| Printed circuits and cable assemblies | 51 | 06/82 | 107.2 | 107.1 | 106.5 | -.5 | -.6 |
| Printed circuit boards | 5191 | 06/82 | 105.7 | 105.6 | 104.9 | -.6 | -.7 |
| Cable assemblies, electronic | 5192 | 06/82 | 120.7 | 120.6 | 120.6 | .1 | 0 |
| Static power, pulse & frequency converters | 52 | 06/82 | 149.6 | 149.4 | 149.3 | -1.0 | -.1 |
| Electronic transformers and coils | 53 | 06/82 | 144.8 | 144.9 | 144.9 | .8 | 0 |
| Audio transformers | 5305 | 06/82 | 147.2 | 147.2 | 147.2 | 0 | 0 |
| Power transformers | 5309 | 06/82 | 131.2 | 131.4 | 131.4 | 2.3 | 0 |
| Toroidal windings, all types | 5317 | 06/82 | 184.0 | 184.0 | 184.0 | 1.0 | 0 |

See footnotes at end of table.

Table 6. Producer price indexes and percent changes for commodity groupings and individual items, not seasonally adjusted—Continued

(1982=100 unless otherwise indicated)

| Commodity | Commodity code | Other index base | Index | | | Percent change Sep. 1999 From: | |
|--|----------------|------------------|-----------------------|------------------------|------------------------|--------------------------------|-----------|
| | | | May 1999 ¹ | Aug. 1999 ¹ | Sep. 1999 ¹ | Sep. 1998 | Aug. 1999 |
| Electronic components and accessories—Continued | 1178 | | | | | | |
| Other inductors for electronic applications | 5319 | 06/82 | 149.6 | 149.5 | 149.6 | 0.7 | 0.1 |
| MW components, ex tubes, semicon., antenna | 57 | 06/82 | 142.9 | 143.1 | 143.1 | .4 | 0 |
| Complex component assem., packs, modules | 61 | 06/82 | 119.1 | 119.3 | 120.0 | -.4 | .6 |
| Electronic components, n.e.c. | 62 | 06/91 | 98.7 | 98.8 | 98.8 | .2 | 0 |
| All other electronic components | 6209 | 06/94 | 104.3 | 104.3 | 104.3 | .1 | 0 |
| Miscellaneous electrical mach and equip | 1179 | | | | | | |
| Storage batteries | 01 | | 113.7 | 113.8 | 113.5 | -.5 | -.3 |
| Lead acid batteries, 1.5 cubic foot or less | 0103 | 12/84 | 101.8 | 101.6 | 102.2 | 1.1 | .6 |
| Lead acid batteries, larger than 1.5 cubic foot | 0104 | 12/84 | 110.0 | 110.0 | 110.0 | 1.1 | 0 |
| Storage batteries other than lead acid, incl. parts | 0105 | 12/84 | 114.2 | 113.0 | 116.4 | 1.9 | 3.0 |
| Primary batteries, dry and wet | 02 | | 121.3 | 121.4 | 121.4 | .2 | 0 |
| Primary cells/batteries, vol. 18.3 cu. in. or less | 0224 | 12/92 | 155.7 | 155.1 | 155.3 | .3 | .1 |
| Primary cells/batteries, vol. more than 18.3 cu. in. | 0225 | 12/92 | 115.3 | 114.4 | 114.5 | 0 | .1 |
| Carbon and graphite products | 03 | | 105.2 | 106.4 | 106.4 | .9 | 0 |
| Graphite electrodes | 0324 | | 122.7 | 122.6 | 122.7 | -.5 | .1 |
| Automotive generator brushes | 0331 | | 119.6 | 119.3 | 119.3 | -.8 | 0 |
| Contacts, brushplates and brushes, except automotive | 0333 | 06/85 | 112.2 | (?) | (?) | (?) | (?) |
| Other carbon and graphite products, mechanical | 0341 | 06/85 | 135.2 | 135.2 | 135.2 | .9 | 0 |
| Other carbon and graphite products, non-mechanical | 0343 | 06/85 | 146.8 | 146.8 | 146.8 | 0 | 0 |
| X-ray and electromedical equipment | 05 | | 120.5 | 120.5 | 120.7 | -.4 | .2 |
| Irradiation equipment | 0512 | 06/85 | 105.1 | 105.2 | 103.9 | -.8 | -.2 |
| Diagnostic electromedical equipment | 0514 | 06/85 | 110.4 | 111.4 | 110.6 | -.6 | -.7 |
| Electrotherapeutic equipment | 0516 | 06/85 | 85.3 | 85.4 | 85.3 | 1.3 | -.1 |
| Patient monitoring equipment | 0518 | 06/85 | 85.1 | 84.5 | 85.1 | -.2 | .7 |
| Surgical support systems | 0519 | 06/90 | 93.6 | 93.0 | 83.7 | -.9 | -10.0 |
| Parts and accessories for electromedical equipment | 0524 | 06/85 | 94.8 | (?) | 94.4 | -.6 | (?) |
| Engine electrical equipment | 06 | | 123.5 | 121.2 | 123.7 | -.1 | 2.1 |
| Cable sets and ignition wiring harnesses | 0601 | 12/82 | 124.7 | 125.0 | 125.3 | .7 | .2 |
| Regulators for battery charging generators | 0602 | 12/82 | 126.8 | 126.7 | 127.3 | 1.5 | .5 |
| Battery charging alternators and generators | 0603 | 12/82 | 134.8 | 138.5 | 138.2 | -.2 | -.2 |
| Starting motors | 0604 | 12/82 | 126.5 | 126.5 | 126.5 | -.5 | 0 |
| Spark plugs | 0605 | 12/82 | 118.0 | 118.0 | 118.0 | -.8 | 0 |
| Other engine electrical equipment | 0606 | 12/82 | 114.3 | 114.3 | 114.3 | -.1 | 0 |
| Electrical equipment, n.e.c. | 07 | 12/85 | 126.4 | 127.0 | 127.5 | 1.7 | .4 |
| Porcelain electrical supplies, ex insulato | 08 | 12/85 | 119.8 | 120.2 | 119.6 | .4 | -.5 |
| Electrical industrial apparatus, n.e.c. | 29 | 12/85 | 116.5 | 116.5 | 115.7 | -.3 | -.7 |
| Industrial capacitors | 2901 | 12/85 | 114.1 | 114.3 | 114.4 | .6 | .1 |
| Rectifying apparatus | 2902 | 12/85 | 88.6 | 88.6 | 88.6 | 0 | 0 |
| Industrial coil windings & other misc. equipment | 2903 | 12/85 | 117.4 | 117.9 | 117.9 | .9 | 0 |
| Miscellaneous instruments | 118 | | 127.5 | 127.3 | 127.8 | .2 | .4 |
| Environmental controls | 1181 | | 148.5 | 148.1 | 148.7 | .5 | .4 |
| Building comfort controls | 01 | | 145.2 | 144.8 | 144.9 | .1 | .1 |
| Appliance regulation controls | 02 | | 156.0 | 155.5 | 155.6 | .5 | .1 |
| Process control instruments | 1182 | 06/83 | 121.1 | 121.1 | 121.0 | -.6 | -.1 |
| Display and control receiver type instruments | 0111 | 06/83 | 155.3 | 154.1 | 154.4 | .6 | .2 |
| Temperature instruments, excl. receiver type | 0121 | 06/83 | 147.7 | 148.5 | 148.5 | .8 | 0 |
| Pressure and draft instruments, excl. receiver type | 0131 | 06/83 | 153.7 | 153.7 | 155.1 | 2.1 | .9 |
| Flow and liquid level instruments | 0141 | 06/83 | 166.1 | 166.1 | 166.1 | .6 | 0 |
| Continuous process gas & liquid analysis instruments | 0151 | 06/83 | 149.2 | 141.3 | 141.4 | -.2 | .1 |
| Other process control products and parts | 0191 | 06/83 | 136.6 | 136.6 | 136.6 | .7 | 0 |
| Fluid meters and counting devices | 1184 | 12/85 | 166.2 | 166.2 | 166.5 | 1.7 | .2 |
| Integrating & totalizing meters for gas or liquids | 0102 | 12/85 | 115.1 | 115.3 | 115.4 | .3 | .1 |
| Counting devices | 0103 | 12/85 | 135.8 | 135.4 | 136.5 | .3 | .8 |
| Motor vehicle indicating instruments | 0104 | 12/85 | 134.5 | 135.3 | 135.1 | 2.9 | -.1 |
| Engineering and scientific instruments | 1185 | 12/85 | 81.2 | (?) | (?) | (?) | (?) |
| Aeronautical, nautical, & navigational ins | 01 | 12/85 | 154.1 | 153.9 | 156.0 | 2.9 | 1.4 |
| Laboratory apparatus | 02 | 12/85 | 162.1 | 161.7 | 165.5 | 4.0 | 2.4 |
| Surveying/drafting instrs. & lab. furn. | 03 | 12/85 | 149.9 | 150.1 | 150.1 | 2.2 | 0 |
| Laboratory furniture | 0322 | 12/91 | 130.4 | 130.0 | 130.1 | -.2 | .1 |
| Surveying/drafting instruments | 0329 | 12/91 | 124.2 | 124.0 | 123.5 | -.2 | -.4 |
| Optical instruments and lenses | 1186 | 12/85 | 113.3 | 112.8 | 113.7 | -.3 | .8 |
| Sighting, tracking & fire-control equip. | 01 | 12/85 | 117.9 | 117.8 | 118.1 | -.2 | .3 |
| Optical instruments and lenses | 02 | 12/85 | 108.4 | 108.1 | 110.8 | 1.3 | 2.5 |
| Laboratory analytical instruments | 03 | 12/85 | 122.1 | 122.3 | 122.3 | -.6 | 0 |
| Measuring & controlling devices, n.e.c. | 1189 | 06/85 | 118.4 | 118.3 | 118.3 | -.7 | 0 |
| Aircraft engine instruments | 01 | 06/85 | 133.6 | 132.9 | 133.0 | .5 | .1 |
| Phys. prop. & kinematic test, insp. & meas e | 02 | 06/85 | 129.8 | 129.8 | 129.8 | -.1 | 0 |
| Comm. meteorological & general purpose ins | 03 | 06/85 | 137.1 | 135.3 | 135.7 | -.2 | .3 |
| Nuclear radiation detect. & monitoring inst | 04 | 06/85 | 139.5 | 139.1 | 139.4 | 2.0 | .2 |
| Miscellaneous machinery | 119 | | 126.0 | 126.0 | 126.0 | -.2 | 0 |
| | | | 133.1 | 133.2 | 133.2 | .8 | 0 |

See footnotes at end of table.

Table 6. Producer price indexes and percent changes for commodity groupings and individual items, not seasonally adjusted—Continued

(1982 = 100 unless otherwise indicated)

| Commodity | Commodity code | Other index base | Index | | | Percent change Sep. 1999 From: | |
|--|----------------|------------------|-----------------------|------------------------|------------------------|-----------------------------------|------------------|
| | | | May 1999 ¹ | Aug. 1999 ¹ | Sep. 1999 ¹ | Sep. 1998 | Aug. 1999 |
| Oil field and gas field machinery | 1191 | | 126.5 | 126.6 | 126.3 | 0.3 | -0.2 |
| Oil field and gas field drilling machinery | 02 | | 133.9 | 134.1 | 133.8 | .7 | -2 |
| Tungsten-carbide insert bits | 0227 | | 190.8 | 190.8 | 190.8 | 2.5 | 0 |
| Steel-toothed bits | 0228 | | 200.4 | 200.4 | 200.4 | 5.1 | 0 |
| Other bits, including diamond bits | 0229 | | 139.2 | 139.2 | 139.2 | 0 | 0 |
| Cementing, floating, guiding, and shoe equipment | 0234 | | 132.8 | 135.2 | 135.2 | 1.8 | 0 |
| Other rotary drilling surface equipment | 0251 | 12/86 | 152.7 | 152.7 | 152.7 | 0 | 0 |
| Other rotary subsurface drilling equipment | 0252 | 12/86 | 117.1 | 117.1 | 117.1 | 0 | 0 |
| Other oil and gas field drilling equipment | 0256 | 12/86 | 148.2 | (²) | 143.7 | -1.2 | (²) |
| Oil field and gas field production machine | 04 | | 114.4 | 114.4 | 114.0 | -3 | -3 |
| Christmas tree assemblies, casing and tubing heads | 0403 | | 105.5 | 105.5 | 105.5 | (²) | 0 |
| Pumping units and other surface lifting equipment | 0414 | 12/94 | 110.8 | 110.8 | 111.1 | .3 | .3 |
| Retrievable packers and accessories | 0421 | | 133.9 | (²) | (²) | (²) | (²) |
| Separating, metering, and treating equipment | 0427 | | 117.8 | 117.8 | 117.8 | .3 | 0 |
| Other oil and gas field production machinery | 0449 | 12/86 | 125.9 | 125.9 | 124.3 | -1.0 | -1.3 |
| Parts for oil and gas field production machinery | 0455 | 12/86 | 127.7 | 127.7 | 127.7 | 0 | 0 |
| Mining machinery and equipment | 1192 | | 144.5 | 144.8 | 144.2 | 1.3 | -4 |
| Underground mining machinery | 01 | | 164.6 | 164.6 | 164.6 | .6 | 0 |
| Loading machines, underground mine | 0102 | | 175.8 | (²) | 175.8 | 2.9 | (²) |
| Other underground mining | 0133 | 12/87 | 140.1 | (²) | 140.1 | 0 | (²) |
| Crushing, pulverizing & screening machines | 02 | | 171.5 | 174.0 | 175.7 | 3.5 | 1.0 |
| Stationary type crushers | 0202 | 12/87 | 143.6 | 144.6 | 144.9 | 2.3 | .2 |
| Screens (vibrating, stationary), incl. trommel type | 0234 | | 133.4 | 133.4 | 141.6 | 6.6 | 6.1 |
| Drills and other mining machinery | 03 | | 152.3 | 152.3 | 152.3 | 3.8 | 0 |
| Rock and coal drills, all types | 0344 | 06/94 | 116.1 | 116.1 | 116.1 | 4.8 | 0 |
| Mining machinery parts | 53 | | 128.5 | 128.6 | 126.6 | 0 | -1.6 |
| Mining machinery parts, excluding drills | 5301 | | 128.3 | 128.7 | 126.6 | .2 | -1.6 |
| Percussion rock drill bits | 5346 | | 126.7 | 122.5 | 122.5 | -3.3 | 0 |
| Office and store machines and equipment | 1193 | | 112.3 | 112.3 | 112.4 | .1 | .1 |
| Calculating and accounting machines | 01 | | 88.7 | 88.8 | 88.8 | -3 | 0 |
| Calculating and accounting machines | 0112 | 12/96 | 100.7 | 100.7 | 100.8 | -2 | .1 |
| Parts and attach. for calc. & acctg mach, cash reg. | 0115 | 06/85 | 85.8 | 86.5 | 86.5 | -2.0 | 0 |
| Safes and vaults | 05 | | 167.6 | 167.6 | (²) | (²) | (²) |
| Coin-operated auto. merchandising machines | 06 | | 121.3 | 121.2 | 121.1 | -1 | -1 |
| Coin-operated auto. merchandising mach., ex. parts | 0654 | 06/82 | 120.9 | 120.9 | 120.9 | .2 | 0 |
| Parts for automatic merchandising machines | 0656 | 06/94 | 101.0 | 100.4 | 100.3 | -1.1 | -1 |
| Other office and store machines and parts | 07 | | 127.0 | 127.0 | 127.0 | .3 | 0 |
| Mailing, letter handling, and addressing machines | 0753 | 06/85 | 113.2 | 113.2 | 113.2 | .4 | 0 |
| Standard typewriters, and all other office machines | 0755 | 12/94 | 101.3 | 101.3 | 101.3 | .4 | 0 |
| Parts/attach. for std. typewriters/other office mach | 0757 | 12/94 | 100.2 | 100.2 | 100.2 | 0 | 0 |
| Coin-operated amusement machines | 08 | 12/85 | 128.0 | 128.0 | 128.0 | 0 | 0 |
| Internal combustion engines | 1194 | | 143.0 | 143.1 | 143.1 | 1.5 | 0 |
| Gasoline engines | 01 | | 135.9 | 136.9 | 136.9 | 1.0 | 0 |
| Gasoline engines, under 11 h.p., ex. autos | 0111 | 12/82 | 125.9 | 127.3 | 127.3 | 1.4 | 0 |
| Gasoline engines, over 11 h.p. | 0112 | 12/82 | 143.8 | 144.2 | 144.1 | .3 | -1 |
| Diesel, semidiesel, & dual fuel, non-auto | 07 | 12/82 | 130.9 | 131.2 | 131.2 | 2.4 | 0 |
| Diesel, semidiesel, and dual fuel, under 251 h.p. | 0721 | 12/95 | 108.1 | (²) | 108.1 | 5.0 | (²) |
| Diesel, semidiesel, and dual fuel, 251 h.p. and over | 0722 | 12/95 | 103.3 | 103.6 | 103.6 | .4 | 0 |
| Diesel, semidiesel, & dual fuel, auto. | 08 | 12/82 | 135.2 | 134.5 | 134.7 | .7 | .1 |
| Parts and accessories for i.c. engines | 13 | | 140.8 | 141.1 | 140.9 | 1.9 | -1 |
| Machine shop products | 1195 | | 136.8 | 136.7 | 136.7 | .1 | 0 |
| Carburetors, pistons, piston rings, & valv | 01 | | 132.1 | 132.2 | 132.1 | -2 | -1 |
| Carburetors, rebuilt, all types | 0102 | 12/82 | 190.5 | 190.5 | 190.5 | 0 | 0 |
| Pistons for motor vehicles | 0108 | 06/89 | 95.0 | 95.2 | 95.0 | -1.3 | -2 |
| Pistons, excluding for motor vehicles | 0109 | 06/89 | 107.7 | (²) | 108.5 | -1 | (²) |
| Piston rings, compress type, for motor vehicles | 0112 | | 112.7 | 112.6 | 112.4 | -3 | -2 |
| Valves (eng. intake/exhaust) ex. for motor veh. use | 0116 | 12/82 | 112.6 | 112.3 | 112.3 | -9 | 0 |
| Other machine shop products | 05 | 06/84 | 123.7 | 123.7 | 123.7 | .2 | 0 |
| Steam, gas, & hydraulic turbines & parts | 1196 | 06/82 | 157.2 | 157.3 | 157.6 | .6 | .2 |
| Steam, gas, and hydraulic turbines | 01 | 06/82 | 193.8 | 194.2 | 194.6 | 1.3 | .2 |
| Mechanical drive steam turbines | 0101 | 06/82 | 172.9 | 172.9 | 172.9 | 0 | 0 |
| Hydraulic and other turbines | 0104 | 06/94 | 119.2 | 119.9 | 120.6 | 3.4 | .6 |
| Turbine parts and accessories | 02 | 06/82 | 156.3 | 156.3 | 156.6 | .2 | .2 |
| Parts & accessories for steam engines & turbines | 0201 | 06/82 | 173.2 | 173.2 | 173.2 | 0 | 0 |
| Turbine generator sets and parts | 1197 | 06/87 | 158.8 | 159.1 | 159.4 | 2.8 | .2 |
| Other miscellaneous machinery | 1199 | 06/84 | 127.0 | 127.0 | 127.0 | 3.3 | 0 |
| Furniture and household durables | 12 | | 131.5 | 131.8 | 131.8 | .5 | 0 |
| Household furniture | 121 | | 150.1 | 150.6 | 150.7 | 1.4 | .1 |
| Metal household furniture | 1211 | | 125.7 | 125.5 | 125.5 | .7 | 0 |
| Metal household dining, dinette, breakfast furniture | 0102 | 06/84 | 141.6 | 141.6 | 141.6 | 1.3 | 0 |
| Other metal household furniture | 0104 | 06/84 | 115.6 | 115.4 | 115.4 | .4 | 0 |

See footnotes at end of table.

Table 6. Producer price indexes and percent changes for commodity groupings and individual items, not seasonally adjusted—Continued

(1982=100 unless otherwise indicated)

| Commodity | Commodity code | Other index base | Index | | | Percent change Sep. 1999 From: | |
|--|----------------|------------------|-----------------------|------------------------|------------------------|-----------------------------------|-----------|
| | | | May 1999 ¹ | Aug. 1999 ¹ | Sep. 1999 ¹ | Sep. 1998 | Aug. 1999 |
| Wood household furniture | 1212 | | 167.1 | 167.8 | 168.0 | 2.4 | 0.1 |
| Living room furniture | 01 | | 172.3 | 173.4 | 173.5 | 2.6 | .1 |
| Table | 0101 | | 180.3 | 181.1 | 181.6 | 2.4 | .3 |
| Desks | 0103 | | 172.6 | 173.7 | 173.7 | 5.0 | 0 |
| Chairs | 0105 | | 157.7 | 159.5 | 158.3 | .4 | -.8 |
| Cabinets, except sewing machines | 0107 | | 210.4 | 215.7 | 215.7 | 7.2 | 0 |
| Other nonupholstered living rm furniture | 0109 | | 151.8 | 151.8 | 151.8 | 1.0 | 0 |
| Dining room furniture | 02 | | 176.9 | 177.9 | 177.7 | 3.2 | -.1 |
| Table | 0211 | | 177.9 | 178.1 | 177.7 | 2.5 | -.2 |
| Chairs | 0216 | | 178.1 | 179.8 | 179.6 | 2.2 | -.1 |
| Buffets and servers | 0221 | | 205.1 | 206.1 | 206.1 | 4.2 | 0 |
| China and corner cabinets | 0231 | | 170.5 | 171.3 | 171.3 | 5.6 | 0 |
| Other dining rm & kitchen furniture | 0233 | | 127.1 | 127.1 | 127.5 | 3.2 | .3 |
| Bedroom furniture | 03 | | 166.3 | 167.0 | 167.6 | 2.9 | .4 |
| Beds, including bunk and water beds | 0336 | | 182.2 | 183.1 | 183.1 | 2.8 | 0 |
| Headboard & headboard sets | 0341 | | 162.8 | 163.9 | 165.5 | 3.4 | 1.0 |
| Dresser, vanities and dressing tables | 0342 | | 164.3 | 164.8 | 165.2 | 2.4 | .2 |
| Night tables & stands | 0344 | | 184.5 | 185.5 | 186.2 | 2.6 | .4 |
| Chests | 0351 | | 170.2 | 172.1 | 172.2 | 4.6 | .1 |
| Wardrobes and wardrobe-type cabinets | 0353 | | 162.9 | 163.6 | 165.1 | 4.2 | .9 |
| Other nonupholstered bedroom furniture | 0355 | | 137.9 | 136.8 | 136.8 | .7 | 0 |
| Other wood household furniture | 04 | | 141.7 | 141.7 | 141.7 | .3 | 0 |
| Infants' and childrens' wood furniture | 0462 | 06/94 | 118.8 | 118.8 | 118.8 | 3.7 | 0 |
| Unpainted wood furniture | 0463 | | 193.1 | 193.1 | 193.1 | 4.4 | 0 |
| Unassembled or knockdown wood furniture | 0465 | | 121.4 | 121.4 | 121.4 | 0 | 0 |
| TV, radio, stereo & sewing machine cabinets | 0467 | 12/85 | 119.8 | 119.8 | 119.8 | -3.1 | 0 |
| Upholstered household furniture | 1213 | | 144.5 | 145.1 | 145.2 | .9 | .1 |
| Sofas, including sectional sofa pieces | 0101 | | 145.3 | 146.0 | 146.1 | 1.2 | .1 |
| Chairs, including rockers and recliners | 0111 | | 137.3 | 137.8 | 138.0 | .9 | .1 |
| Other upholstered household furniture | 0131 | 06/82 | 171.1 | 171.6 | 171.9 | 2.3 | .2 |
| Bedding | 1214 | | 131.2 | 131.2 | 131.2 | -.1 | 0 |
| Innerspring mattress and foundation set | 0104 | 12/95 | 102.3 | 102.3 | 102.3 | -.1 | 0 |
| Other mattresses, including crib and inserts | 0114 | 06/83 | 157.6 | 157.6 | 157.6 | .1 | 0 |
| Porch and lawn furniture | 1215 | | 147.2 | 146.6 | 147.4 | 2.3 | .5 |
| Household furniture, n.e.c. | 1216 | 12/85 | 107.4 | 107.4 | 107.4 | .9 | 0 |
| Commercial furniture | 122 | | 156.2 | 157.0 | 157.0 | 1.2 | 0 |
| Wood office furniture and store fixtures | 1221 | | 166.2 | 168.4 | 168.9 | 2.4 | .3 |
| Seating | 0112 | 06/85 | 137.7 | 139.4 | 139.4 | 2.3 | 0 |
| Desks and extensions | 0113 | 06/85 | 154.1 | 154.3 | 154.3 | 1.2 | 0 |
| Storage units, files and tables | 0114 | 06/85 | 156.4 | 159.2 | 159.2 | 2.1 | 0 |
| Other wood office furniture | 0116 | 06/85 | 146.0 | 147.3 | 147.3 | 1.4 | 0 |
| Partitions, shelving, and lockers | 0141 | 12/83 | 123.0 | 126.2 | 130.9 | 6.5 | 3.7 |
| Plastic laminated fixture tops | 0151 | 12/83 | 149.3 | 150.8 | 150.5 | 1.4 | -.2 |
| Fixtures for stores, banks, offices, & | 0161 | 12/83 | 165.9 | 168.4 | 168.7 | 2.6 | .2 |
| Nonwood furniture and store fixtures | 1222 | | 149.8 | 149.9 | 149.8 | .8 | -.1 |
| Filing cabinets and cases | 02 | | 147.4 | 147.6 | 147.4 | 2.0 | -.1 |
| Furniture | 03 | | 152.9 | 152.9 | 152.9 | 0 | 0 |
| Desks and extensions | 0321 | | 148.4 | (?) | 148.4 | .9 | (?) |
| Office seating | 0325 | | 150.6 | 150.5 | 150.5 | .1 | 0 |
| Other nonwood office furniture | 0326 | 06/95 | 99.7 | 99.7 | 99.7 | -3 | 0 |
| Partitions and fixtures | 04 | 12/83 | 140.4 | 140.3 | 140.3 | 1.3 | 0 |
| Partitions prefabricated, assembled, o | 0403 | 12/83 | 140.5 | 140.5 | 140.5 | 4.3 | 0 |
| Shelving and lockers | 0405 | 12/83 | 139.7 | 139.7 | 139.7 | .1 | 0 |
| Storage racks and accessories | 0407 | 12/83 | 141.1 | 141.2 | 141.2 | .8 | 0 |
| Fixtures for stores, banks, offices, & | 0409 | 12/83 | 139.7 | 139.5 | 139.5 | 1.8 | 0 |
| Public building furniture | 1223 | 12/84 | 142.3 | 142.9 | 142.9 | .6 | 0 |
| School furn. exc. stone, concrete, & library furn. | 0101 | 12/84 | 146.2 | 147.2 | 147.2 | 3.1 | 0 |
| Public bldg. & related furn.exc. school & restaurant | 0102 | 12/84 | 144.4 | 145.0 | 144.9 | .1 | -.1 |
| Furniture and fixtures n.e.c. | 1224 | 12/85 | 138.3 | 138.4 | 138.4 | .9 | 0 |
| Hospital beds | 0101 | 12/85 | 113.5 | (?) | (?) | (?) | (?) |
| Restaurant, cafeteria & bar furniture | 0102 | 12/85 | 143.0 | 143.1 | 143.1 | 1.1 | 0 |
| Other furniture and fixtures, n.e.c. | 0103 | 12/85 | 143.5 | 143.5 | 143.6 | .3 | .1 |
| Floor coverings | 123 | | 126.7 | 127.1 | 127.1 | -.7 | 0 |
| Soft surface floor coverings | 1231 | | 122.0 | 122.4 | 122.5 | -1.0 | .1 |
| Tufted broadloom | 01 | | 123.4 | 123.9 | 123.9 | -1.1 | 0 |
| Tufted broadloom, nylon | 0161 | | 128.1 | 128.5 | 129.1 | -.5 | .5 |
| Other tufted carpets and rugs | 0165 | 12/98 | 98.5 | 99.0 | 98.0 | (?) | -1.0 |
| Woven carpets/rugs made from textile yarns | 03 | 06/85 | 144.7 | 145.1 | 145.8 | 1.5 | .5 |
| Carpets & rugs not made from textile yarns | 04 | 06/85 | 121.5 | 121.5 | 121.5 | 1.3 | 0 |

See footnotes at end of table.

Table 6. Producer price indexes and percent changes for commodity groupings and individual items, not seasonally adjusted—Continued

(1982=100 unless otherwise indicated)

| Commodity | Commodity code | Other index base | Index | | | Percent change Sep. 1999 From: | |
|--|----------------|------------------|-----------------------|------------------------|------------------------|--------------------------------|-----------|
| | | | May 1999 ¹ | Aug. 1999 ¹ | Sep. 1999 ¹ | Sep. 1998 | Aug. 1999 |
| Hard surface floor coverings | 1232 | | 152.9 | 152.9 | 152.9 | -0.6 | 0 |
| Household appliances | 124 | | 108.7 | 108.7 | 108.4 | -6 | -3 |
| Major appliances | 1241 | | 104.4 | 104.5 | 104.0 | -1.0 | -5 |
| Cooking equipment | 01 | | 99.7 | 100.2 | 100.1 | 1.5 | -1 |
| Free-standing electric ranges | 0111 | | 93.2 | 93.7 | 92.6 | .2 | -1.2 |
| Built-in electric ovens | 0113 | | 125.6 | 129.3 | 131.8 | 10.0 | 1.9 |
| Built-in surface cooking tops, electric | 0115 | | 99.5 | (?) | 99.5 | -4.7 | (?) |
| Free-standing gas ranges | 0134 | | 105.3 | 105.3 | 105.4 | .1 | .1 |
| Surface cooking tops, gas | 0136 | | 140.6 | (?) | 141.8 | .9 | (?) |
| Parts and accessories for gas ranges and ovens | 0141 | 06/94 | 99.8 | 101.0 | 101.0 | 1.2 | 0 |
| Portable outdoor cooking units | 0153 | | 118.4 | 118.4 | 118.4 | 0 | 0 |
| Parts and accessories for outdoor cooking equipment | 0155 | | 121.3 | 121.3 | 121.3 | -7 | 0 |
| Laundry equipment | 02 | | 104.8 | 105.1 | 104.2 | 0 | -9 |
| Washing machine, automatic | 0211 | | 99.2 | 99.4 | 99.1 | 1.0 | -3 |
| Electric dryers | 0232 | | 104.4 | 104.8 | 104.3 | -1.2 | -5 |
| Refrigeration equipment | 03 | | 99.5 | 99.4 | 99.2 | -3.8 | -2 |
| Refrigerator-freezer-sink combo., 13.4 cu ft or less | 0331 | | 117.2 | 117.2 | 117.2 | .4 | 0 |
| Refrigerator-freezer-sink combo., 13.5 - 19.4 cu ft | 0332 | | 93.1 | 93.1 | 93.1 | -8.3 | 0 |
| Refrigerator-freezer-sink combo., 19.5 cu ft & over | 0333 | | 101.3 | (?) | 100.6 | -2.0 | (?) |
| Other major appliances | 04 | | 118.2 | 118.0 | 116.8 | -8 | -1.0 |
| Dishwashers | 0447 | 12/87 | 109.3 | (?) | (?) | (?) | (?) |
| Household vacuum cleaners, parts, & atta | 1243 | | 115.5 | 115.5 | 115.9 | 1.1 | .3 |
| Vacuum cleaners | 01 | | 109.1 | 109.0 | 109.4 | 1.3 | .4 |
| Canister, tank, and all other general purpose | 0111 | | 110.3 | 110.3 | 110.3 | .4 | 0 |
| Complete power unit, central system type | 0116 | 12/82 | 153.3 | 153.3 | 153.3 | .2 | 0 |
| Upright | 0121 | | 110.5 | 110.4 | 111.1 | 1.9 | .6 |
| Parts and attachments | 02 | 12/82 | 169.0 | 169.0 | 169.0 | 0 | 0 |
| Attachments and cleaning tools | 0222 | 12/82 | 123.1 | 123.1 | 123.1 | 0 | 0 |
| Electric housewares and fans | 1244 | | 109.9 | 109.4 | 109.4 | -2 | 0 |
| Small household appliances | 01 | | 106.5 | 105.8 | 105.8 | -2 | 0 |
| Electric fans | 02 | 12/82 | 113.4 | 113.5 | 113.5 | 0 | 0 |
| Parts & attach. - small elect. appliances | 03 | 12/82 | 137.1 | 137.1 | 137.1 | .1 | 0 |
| Electric lamps | 1245 | | 149.8 | 151.2 | 150.2 | 1.8 | -7 |
| Home electronic equipment | 125 | | 74.0 | 73.9 | 73.9 | -1.1 | 0 |
| Television receivers | 1252 | | 65.3 | 65.3 | 65.3 | -1.7 | 0 |
| Color TV, table & port, over 17" | 0203 | | 59.6 | 59.6 | 59.6 | -8 | 0 |
| Projection televisions | 0206 | 12/92 | 76.3 | 75.4 | 75.5 | -10.4 | .1 |
| Other home electronic equipment | 1253 | | 122.3 | 122.1 | 122.2 | .3 | .1 |
| High fidelity equipment and components | 06 | 12/86 | 133.6 | 133.6 | 133.6 | 1.2 | 0 |
| Speakers, including loudspeaker systems | 07 | | 121.9 | 121.7 | 121.7 | .1 | 0 |
| Loudspeakers, sold separately | 0701 | | 114.3 | 114.3 | 114.3 | 1.5 | 0 |
| Microphones | 0702 | | 139.8 | 139.8 | 139.8 | -3.1 | 0 |
| Loudspeakers, bookshelf | 0703 | | 120.0 | 120.0 | 120.0 | 0 | 0 |
| Loudspeakers, floor standing | 0704 | | 122.1 | 122.1 | 122.1 | -9 | 0 |
| Other loudspeaker systems | 0705 | | 120.2 | 119.0 | 119.6 | -3 | .5 |
| Other equipment and accessories | 0707 | 12/92 | 108.1 | 106.9 | 107.2 | -8 | .3 |
| Other household durable goods | 126 | | 152.8 | 152.8 | 152.9 | .9 | .1 |
| Tableware, kitchenware and other pottery | 1261 | | 179.2 | 179.2 | 178.0 | 2.1 | -7 |
| Tableware and kitchenware | 01 | | 181.3 | 181.3 | 178.1 | 2.2 | -1.8 |
| Pottery, except tableware and kitchenwar | 02 | 12/83 | 157.0 | 157.0 | 157.6 | 1.8 | .4 |
| Art, decorative and novelty pottery | 0201 | 12/83 | 147.3 | 147.2 | 148.3 | 1.1 | .7 |
| Other pottery products | 0202 | 12/83 | 173.3 | 173.3 | 173.3 | 3.0 | 0 |
| Household glassware | 1262 | | 164.2 | 164.3 | 164.4 | .8 | .1 |
| Holloware | 1263 | 06/85 | 156.2 | 156.2 | 156.2 | 1.0 | 0 |
| Pewter | 0109 | 06/85 | 125.2 | 125.2 | 125.2 | 2.5 | 0 |
| All other holloware | 0113 | 06/85 | 182.1 | 182.1 | 182.1 | .3 | 0 |
| Household flatware | 1264 | | 140.0 | 139.3 | 139.3 | .7 | 0 |
| Sterling silver | 0111 | | 125.5 | 125.5 | 125.5 | 0 | 0 |
| Stainless steel | 0113 | | 161.9 | 161.9 | 161.9 | 1.1 | 0 |
| Mirrors | 1265 | | 148.1 | 149.6 | 149.3 | .4 | -2 |
| Framed mirrors | 0102 | 06/83 | 169.1 | 169.9 | 169.9 | 1.1 | 0 |
| Unframed mirrors | 0103 | 06/83 | 131.6 | 133.8 | 133.1 | -4 | -5 |
| Lawn/garden equipment excl. garden tract | 1266 | | 132.2 | 131.8 | 132.1 | 0 | .2 |
| Lawn mowers, walk-behind | 02 | 12/82 | 120.2 | 120.2 | 120.7 | .7 | .4 |
| Rotary, push type, gasoline engine powered | 0201 | | 127.0 | 127.0 | 127.0 | .3 | 0 |
| Rotary, self-propelled, gasoline engine powered | 0202 | | 125.5 | 125.5 | 126.8 | 1.4 | 1.0 |

See footnotes at end of table.

Table 6. Producer price indexes and percent changes for commodity groupings and individual items, not seasonally adjusted—Continued

(1982=100 unless otherwise indicated)

| Commodity | Commodity code | Other index base | Index | | | Percent change Sep. 1999 From: | |
|--|----------------|------------------|-----------------------|------------------------|------------------------|--------------------------------|------------------|
| | | | May 1999 ¹ | Aug. 1999 ¹ | Sep. 1999 ¹ | Sep. 1998 | Aug. 1999 |
| Lawn/garden equipment excl. garden tract—Continued | 1266 | | | | | | |
| Other nonriding lawn and garden equipment | 03 | 12/82 | 117.8 | 116.0 | 116.4 | -1.6 | 0.3 |
| Snow throwers, excluding attachment type | 0302 | 12/82 | 123.0 | (²) | 123.0 | -2.1 | (²) |
| Powered lawn edgers/trimmers | 0309 | 12/87 | 127.6 | (²) | (²) | (²) | (²) |
| Other consumer nonriding lawn, garden & snow equip. | 0319 | 06/83 | 118.0 | 118.0 | 119.6 | 1.4 | 1.4 |
| Lawn tractors & riding mowers & equipment | 04 | 12/82 | 133.9 | 133.9 | 134.0 | .3 | .1 |
| Rear engine tractors and mowers | 0402 | 12/82 | 142.7 | 142.7 | 142.8 | .2 | .1 |
| Parts & attach., consumer lawn & garden eq | 05 | 12/82 | 141.7 | 141.7 | 142.0 | .3 | .2 |
| Parts | 0501 | 12/82 | 131.3 | 131.3 | 131.3 | 0 | 0 |
| Cutlery, razors and razor blades | 1267 | | 169.0 | 169.0 | 169.2 | 1.6 | .1 |
| Razors and razor blades | 0102 | 12/83 | 173.9 | 173.9 | 173.9 | 2.0 | 0 |
| Cutlery, scissors, shears, trimmers, a | 0141 | 12/83 | 150.8 | 150.8 | 151.2 | .9 | .3 |
| Metal household containers | 1268 | | 168.8 | 170.1 | 169.8 | 1.1 | -.2 |
| Stamped and spun utensils, aluminum | 0101 | | 171.1 | 171.1 | 171.1 | 0 | 0 |
| Stamped and spun utensils except aluminum | 0102 | 06/84 | 143.0 | 145.5 | 144.8 | 2.2 | -.5 |
| Household durables, n.e.c. | 1269 | 06/84 | 142.2 | 142.2 | 142.8 | 1.7 | .4 |
| Window shades made from textile fabric & accessories | 0101 | 06/84 | 125.1 | 125.6 | 126.4 | -.7 | .6 |
| Venetian blinds | 0102 | 06/84 | 130.5 | 130.0 | 130.8 | 2.7 | .6 |
| Curtain/drapery rods & shades/blinds, n.e.c. | 0103 | 06/84 | 153.0 | 154.2 | 153.6 | .9 | -.4 |
| Nonmetallic mineral products | 13 | | 138.5 | 139.6 | 139.7 | 2.4 | .1 |
| Glass | 131 | | 117.2 | 118.0 | 118.0 | -.3 | 0 |
| Flat glass | 1311 | | 106.0 | 107.1 | 107.1 | .4 | 0 |
| Laminated glass | 04 | 06/83 | 88.3 | 89.1 | 89.3 | -.2 | .2 |
| For construction/architectural uses | 0413 | 12/87 | 97.0 | 100.4 | 100.5 | 5.1 | .1 |
| For automotive uses | 0414 | 12/87 | 74.1 | 74.0 | 74.2 | -2.4 | .3 |
| For other uses, n.e.c. | 0415 | 12/87 | 110.5 | 110.3 | 110.4 | -.7 | .1 |
| Sheet, plate, and float glass | 05 | | 92.3 | 93.7 | 93.5 | .5 | -.2 |
| Specialty glass | 07 | | 121.0 | 122.0 | 122.1 | .5 | .1 |
| Tempered glass for automotive use | 0711 | 12/87 | 91.6 | 92.3 | 92.4 | -.2 | .1 |
| Tempered glass for construction/architectural uses | 0712 | 12/87 | 88.6 | 89.9 | 90.1 | .8 | .2 |
| Tempered glass for other uses | 0713 | 12/87 | 120.6 | 120.4 | 120.4 | -.1 | 0 |
| Other flat glass products, n.e.c. | 0714 | 12/87 | 125.7 | 126.7 | 126.8 | .9 | .1 |
| Other finished glassware | 1313 | 06/83 | 137.9 | 137.9 | 137.9 | -1.5 | 0 |
| Pressed and blown glassware | 01 | 06/83 | 139.8 | 139.7 | 139.8 | -1.6 | .1 |
| Lighting and electronic glassware | 0111 | 06/83 | 119.2 | 119.1 | 119.2 | -4.4 | .1 |
| Other pressed and blown glassware | 0112 | 06/83 | 171.7 | 171.7 | 171.7 | 2.7 | 0 |
| Concrete ingredients and related product | 132 | | 152.1 | 152.8 | 152.6 | 2.4 | -.1 |
| Construction sand/gravel/crushed stone | 1321 | | 156.6 | 157.7 | 157.5 | 2.5 | -.1 |
| Sand, construction | 0101 | | 176.1 | 176.2 | 176.4 | 3.6 | .1 |
| Gravel, construction | 0111 | | 167.9 | 168.4 | 168.2 | 2.2 | -.1 |
| Crushed and broken stone | 0121 | | 151.5 | 152.8 | 152.6 | 2.3 | -.1 |
| Cement | 1322 | | 151.4 | 151.6 | 151.4 | 2.4 | -.1 |
| Concrete products | 133 | | 144.1 | 143.7 | 144.1 | 1.9 | .3 |
| Concrete block and brick | 1331 | | 154.9 | 155.6 | 155.4 | 2.4 | -.1 |
| Structural block | 11 | | 157.6 | 158.2 | 157.9 | 2.4 | -.2 |
| Decorative block | 21 | | 139.2 | 141.0 | 140.6 | 1.7 | -.3 |
| Concrete brick | 31 | | 134.5 | 136.5 | 136.5 | 6.0 | 0 |
| Paving blocks | 41 | | 138.8 | 139.1 | 139.1 | .8 | 0 |
| Concrete pipe | 1332 | | 133.1 | 133.2 | 133.2 | 1.3 | 0 |
| Ready-mixed concrete | 1333 | | 144.1 | 143.2 | 143.6 | 1.8 | .3 |
| Precast concrete products | 1334 | | 151.0 | 151.4 | 151.6 | 1.7 | .1 |
| Prestressed concrete products | 1335 | | 130.3 | 130.4 | 132.4 | 3.4 | 1.5 |
| Dry mixed concrete materials | 1336 | | 125.2 | 125.2 | 125.2 | 3.1 | 0 |
| Clay construction products ex. refractor | 134 | | 147.9 | 148.5 | 148.6 | 2.3 | .1 |
| Brick and structural clay tile | 1342 | 12/84 | 139.9 | 140.8 | 141.0 | 3.4 | .1 |
| Brick, except ceramic, glazed & refractory | 01 | 12/84 | 140.3 | 141.2 | 141.4 | 3.4 | .1 |
| Ceramic floor and wall tile | 1344 | | 134.8 | 135.0 | 134.7 | .4 | -.2 |
| Structural clay products, n.e.c. | 1345 | | 138.4 | 138.5 | 139.6 | 2.0 | .8 |
| Vitrified clay sewer pipe and fittings | 0101 | | 136.1 | 136.5 | 136.5 | .3 | 0 |
| Other structural clay products, n.e.c. | 0199 | 12/85 | 118.6 | 118.6 | 120.1 | 3.2 | 1.3 |

See footnotes at end of table.

Table 6. Producer price indexes and percent changes for commodity groupings and individual items, not seasonally adjusted—Continued

(1982=100 unless otherwise indicated)

| Commodity | Commodity code | Other index base | Index | | | Percent change Sep. 1999 From: | |
|--|----------------|------------------|-----------------------|------------------------|------------------------|--------------------------------|-----------|
| | | | May 1999 ¹ | Aug. 1999 ¹ | Sep. 1999 ¹ | Sep. 1998 | Aug. 1999 |
| Refractories | 135 | | 142.1 | 143.1 | 142.6 | 1.0 | -0.3 |
| Clay refractories | 1352 | | 146.3 | 146.4 | 146.2 | 1.0 | -.1 |
| Bricks and shapes | 0145 | 06/91 | 112.3 | 112.1 | 112.1 | .9 | 0 |
| Castable refractories | 0151 | | 147.6 | 148.1 | 147.6 | 2.4 | -3 |
| Unshaped clay refractories | 0161 | 12/85 | 135.0 | 135.0 | 135.0 | .3 | 0 |
| Refractories, non clay | 1353 | | 139.2 | 140.9 | 140.1 | 1.0 | -.6 |
| Magnesite and magnesite-chrome bricks & shapes | 0113 | 12/85 | 114.7 | 118.5 | 116.2 | .4 | -1.9 |
| Silica bricks and shapes | 0115 | 12/85 | 94.3 | 94.3 | 94.3 | .1 | 0 |
| All other nonclay refractory bricks and shapes | 0117 | 12/85 | 135.5 | 137.0 | 137.0 | 1.9 | 0 |
| Nonclay refractory mortars/castables, hydro setting | 0119 | 12/85 | 153.2 | 153.2 | 153.0 | .9 | -.1 |
| Plastic refractories & ramming mixes & nonhyd. cast. | 0132 | 12/85 | 158.3 | 157.7 | 157.7 | 3.3 | 0 |
| Nonclay gunning mixes, basic and other | 0141 | | 113.9 | 113.9 | 113.9 | 0 | 0 |
| Other nonclay refractory materials in lump or ground | 0143 | 12/85 | 127.0 | 126.3 | 126.3 | -.7 | 0 |
| Asphalt felts and coatings | 136 | | 98.7 | 99.1 | 99.8 | -.5 | .7 |
| Prep. asphalt & tar roofing & siding pro | 1361 | | 94.6 | 95.0 | 95.8 | -.8 | .8 |
| Strip shingles | 0102 | | 92.1 | 92.8 | 93.3 | -1.5 | .5 |
| Smooth surface roll roofing | 0111 | | 113.4 | 113.2 | 113.0 | -.4 | -.2 |
| Mineral surface roll roofing | 0112 | | 83.6 | 83.5 | 85.9 | 1.4 | 2.9 |
| Other prepared asphalt & tar roofing & siding prods. | 0121 | 06/84 | 100.1 | 100.0 | 102.3 | 1.3 | 2.3 |
| Other asphalt roofing | 1362 | | 115.5 | 115.5 | 115.5 | .8 | 0 |
| Gypsum products | 137 | | 202.3 | 215.7 | 213.9 | 17.8 | -.8 |
| Gypsum products | 1371 | | | | | | |
| Glass containers | 138 | | 126.0 | 125.9 | 125.7 | -.2 | -.2 |
| Other nonmetallic minerals | 139 | | 134.0 | 135.8 | 136.1 | 3.0 | .2 |
| Insulation materials | 1392 | | 130.5 | 134.1 | 135.6 | 9.4 | 1.1 |
| Mineral wool for structural insulation | 01 | | 119.1 | 123.0 | 124.9 | 12.3 | 1.5 |
| Building batt, blankets, and rolls | 0101 | | 134.1 | 143.4 | 147.0 | 22.0 | 2.5 |
| Loose fiber and granulated fiber | 0102 | | 89.8 | 89.7 | 89.8 | -3.6 | .1 |
| Acoustical mineral wool | 0103 | | 93.1 | 90.6 | 90.5 | -1.4 | -.1 |
| Other mineral wool for thermal insulation | 0104 | | 131.5 | 131.5 | 131.5 | 8.0 | 0 |
| Min. wool for indus. & equip. insulation | 02 | | 132.7 | 134.3 | 134.3 | 1.3 | 0 |
| Paving mixtures and blocks | 1394 | | 110.8 | 113.9 | 113.3 | 1.6 | -.5 |
| Paving asphalt | 0101 | | 89.3 | 96.6 | 93.2 | -.2 | -3.5 |
| Bituminous/asphaltic concrete mixtures and blocks | 0111 | | 122.3 | 123.4 | 124.1 | 2.3 | .6 |
| Other paving mixtures and blocks | 0112 | | 77.5 | 77.5 | 77.7 | .6 | .3 |
| Cut stone and stone products | 1395 | 12/84 | 139.0 | 139.3 | 139.3 | .5 | 0 |
| Dressed dimension and cut granite | 0111 | 12/84 | 135.8 | 136.2 | 136.1 | .5 | -.1 |
| Dressed dimension and cut marble | 0131 | 12/84 | 149.6 | 150.0 | 150.0 | .6 | 0 |
| Other cut stone products, incl. slate, sandstone | 0141 | 12/84 | 146.7 | 146.7 | 146.7 | .7 | 0 |
| Gaskets, packing, and sealing devices | 1398 | 12/85 | 137.2 | 137.4 | 137.4 | .7 | 0 |
| Gaskets and gasketing material | 01 | 12/85 | 147.1 | 147.4 | 147.4 | .4 | 0 |
| Nonmetallic gaskets and gasketing | 0111 | 12/90 | 125.6 | 126.0 | 126.0 | .8 | 0 |
| Metallic gaskets and machined seals | 0112 | 12/90 | 123.1 | 123.1 | 123.1 | -.3 | 0 |
| Packing and sealing | 02 | 12/85 | 129.4 | 129.7 | 129.7 | 1.0 | 0 |
| Compression packings | 0211 | 12/90 | 115.7 | 115.7 | 115.7 | .2 | 0 |
| Molded packing and sealing devices | 0212 | 12/90 | 118.6 | 118.5 | 118.6 | .6 | .1 |
| Axial mechanical face seals | 0213 | 12/90 | 129.4 | 129.4 | 129.4 | 1.7 | 0 |
| Rotary oil seals | 0214 | 12/90 | 105.3 | 106.0 | 106.0 | 1.5 | 0 |
| Nonmetallic minerals and products, n.e.c. | 1399 | 06/82 | 136.5 | 136.8 | 137.1 | 1.3 | .2 |
| Industrial sand | 01 | 06/82 | 143.4 | 143.6 | 143.6 | 2.1 | 0 |
| Glass sand | 0101 | 06/82 | 141.5 | 141.8 | 141.8 | 1.5 | 0 |
| Foundry sand | 0111 | 06/82 | 165.8 | 165.8 | 165.8 | 2.4 | 0 |
| Other industrial sand | 0121 | 06/82 | 134.8 | 134.8 | 134.8 | 2.7 | 0 |
| Other nonmetallic minerals, n.e.c. | 02 | 06/84 | 134.0 | 134.2 | 134.3 | 1.2 | .1 |
| Minerals and earths ground or treated | 0209 | 06/85 | 129.3 | 129.7 | 129.7 | 1.6 | 0 |
| Dimension stone | 0211 | 06/85 | 144.6 | 145.0 | 147.8 | 3.8 | 1.9 |
| Clay and related materials, n.e.c. | 0214 | 06/90 | 112.8 | 112.8 | 112.8 | .2 | 0 |
| Miscellaneous nonmetallic minerals, n.e.c. | 0299 | 06/85 | 138.6 | 138.5 | 138.2 | -.1 | -.2 |
| Nonmetallic mineral products, n.e.c. | 03 | 12/85 | 118.6 | 118.9 | 120.2 | 1.7 | 1.1 |
| Statuary and art goods (factory made) | 0302 | 12/85 | 140.2 | 140.2 | 146.6 | 4.6 | 4.6 |
| Other nonmetallic mineral products | 0399 | 12/85 | 110.2 | 110.6 | 110.7 | .8 | .1 |
| Transportation equipment | 14 | | 141.5 | 140.1 | 139.8 | .1 | -.2 |
| Motor vehicles and equipment | 141 | | 131.4 | 129.3 | 128.8 | 0 | -.4 |
| Motor vehicles | 1411 | | 137.9 | 134.8 | 133.9 | .3 | -.7 |

See footnotes at end of table.

Table 6. Producer price indexes and percent changes for commodity groupings and individual items, not seasonally adjusted—Continued

(1982=100 unless otherwise indicated)

| Commodity | Commodity code | Other index base | Index | | | Percent change Sep. 1999 From: | |
|--|----------------|------------------|-----------------------|------------------------|------------------------|--------------------------------|------------------|
| | | | May 1999 ¹ | Aug. 1999 ¹ | Sep. 1999 ¹ | Sep. 1998 | Aug. 1999 |
| Motor vehicles—Continued | 1411 | | | | | | |
| Passenger cars | 01 | | 130.2 | 126.8 | 126.4 | -0.5 | -0.3 |
| Motorcycles | 04 | | 158.3 | 159.5 | 160.3 | (²) | .5 |
| Trucks, 10,000 lbs. GVW and under | 05 | | 158.2 | 154.3 | 151.9 | 1.1 | -1.6 |
| Trucks, over 10,000 lbs. GVW | 06 | | 146.7 | 147.2 | 147.6 | 2.0 | .3 |
| Fire department vehicles | 08 | 06/83 | 166.9 | 167.0 | 167.0 | 1.0 | 0 |
| Motor vehicle parts | 1412 | | 114.0 | 113.5 | 113.4 | -1.0 | -1 |
| Motor vehicle parts, new | 03 | 12/82 | 111.0 | 110.6 | 110.5 | -1.1 | -1 |
| Motor vehicle parts, new, excl. motorcycle parts | 0331 | 12/82 | 111.0 | 110.5 | 110.4 | -1.1 | -1 |
| Motorcycle parts, new | 0335 | 12/84 | 135.6 | 136.1 | 136.9 | .9 | .6 |
| Motor vehicle parts, rebuilt | 04 | 12/82 | 138.1 | 139.2 | 139.2 | 2.1 | 0 |
| Truck and bus bodies | 1413 | | 158.3 | 158.7 | 158.6 | 1.0 | -1 |
| Truck and bus bodies sold separately | 01 | 12/82 | 155.8 | 156.1 | 156.0 | .8 | -1 |
| Truck bodies sold separately | 0102 | 12/82 | 155.6 | 155.8 | 155.8 | .7 | 0 |
| Bus bodies sold separately | 0104 | 12/82 | 133.1 | 133.1 | 133.2 | .8 | .1 |
| Other vehicle bodies, incl truck cabs, beds and kits | 0106 | 12/87 | 140.9 | 141.6 | 141.2 | 1.3 | -3 |
| Completed vehicles on purchased chassis | 02 | 12/82 | 167.0 | 167.6 | 167.5 | 1.2 | -1 |
| Trucks & other h'way vehicles sold on purc. chassis | 0202 | 12/82 | 145.7 | (²) | 146.5 | 1.2 | (²) |
| Bus bodies sold on purchased chassis | 0204 | 12/82 | 167.3 | (²) | (²) | (²) | (²) |
| Emergency vehicles/hearses sold on purchased chassis | 0206 | 12/82 | 187.0 | 187.8 | 187.6 | 2.1 | -1 |
| Truck trailers | 1414 | | 136.0 | 136.2 | 137.3 | 1.6 | .8 |
| Vans, over 10,000 lbs. | 01 | | 144.2 | 144.2 | 145.9 | 2.5 | 1.2 |
| Closed top vans | 0106 | 06/83 | 144.2 | 144.2 | 145.9 | 2.5 | 1.2 |
| Tanks, over 10,000 lbs. | 02 | | 138.6 | 135.5 | 137.6 | 0 | 1.5 |
| Tanks for flammable liquids | 0201 | | 122.7 | 122.7 | 122.7 | 0 | 0 |
| Other tanks | 0206 | 12/86 | 137.1 | 137.1 | 137.1 | .1 | 0 |
| Other trailers and chassis, over 10,000 lb | 03 | | 121.6 | 123.6 | 122.8 | 1.2 | -6 |
| Bulk commodity trailers | 0301 | | 125.5 | 125.5 | 125.5 | 0 | 0 |
| Platform trailers | 0303 | | 120.1 | 120.7 | 122.3 | 1.0 | 1.3 |
| Low-bed heavy haulers | 0304 | | 118.2 | 124.4 | 119.9 | 1.4 | -3.6 |
| Dump trailers and chassis | 0305 | | 139.8 | 139.8 | 139.8 | 2.0 | 0 |
| Other trailer and chassis | 0309 | | 111.9 | 111.9 | 111.9 | .3 | 0 |
| Truck trailers & chassis, under 10,000 lbs | 06 | 12/86 | 129.3 | 129.3 | 130.6 | 1.5 | 1.0 |
| Motor homes built on purchased chassis | 1415 | 06/84 | 148.6 | 149.3 | 148.8 | .7 | -3 |
| Travel trailers and campers | 1416 | | 132.2 | 132.8 | 133.0 | 1.1 | .2 |
| Travel trailers | 01 | 06/84 | 131.7 | 132.3 | 132.5 | 1.1 | .2 |
| Campers, pickup covers and parts | 02 | 06/84 | 133.9 | 134.5 | 134.5 | 1.1 | 0 |
| Aircraft and aircraft equipment | 142 | | 172.0 | 171.6 | 171.8 | .5 | .1 |
| Aircraft | 1421 | | 176.8 | 176.7 | 176.8 | .8 | .1 |
| Civilian aircraft | 02 | 12/85 | 151.4 | 151.2 | 151.4 | .9 | .1 |
| Rotary wing | 0203 | | 158.2 | 158.2 | 158.2 | 1.3 | 0 |
| Fixed wing | 0205 | 12/92 | 117.4 | 117.3 | 117.4 | .9 | .1 |
| Aircraft engines and engine parts | 1423 | 12/85 | 137.6 | 137.7 | 137.6 | .8 | -1 |
| Aircraft parts and auxiliary equipment, | 1425 | 06/85 | 143.6 | 142.6 | 143.0 | -.8 | .3 |
| Ships and boats | 143 | | 162.9 | 163.0 | 163.2 | .7 | .1 |
| Ships | 1431 | | 145.8 | 145.8 | 145.8 | 0 | 0 |
| Self propelled ships, new, U.S. military | 02 | 06/96 | 105.3 | (²) | (²) | (²) | (²) |
| Self propelled ships, new, nonmilitary | 03 | | | | | | |
| Self-propelled ships, nonmilitary | 0301 | 12/85 | 158.9 | 158.9 | 158.9 | .1 | 0 |
| Nonpropelled ships, U.S. military & nonmil | 04 | 06/96 | 108.8 | 108.8 | 108.8 | 0 | 0 |
| Boats | 1432 | | 162.0 | 162.5 | 163.1 | 2.3 | .4 |
| Outboard motorboats | 01 | | 159.9 | 158.4 | 161.1 | 1.7 | 1.7 |
| Runabouts | 0101 | | 171.0 | (²) | 173.6 | 1.9 | (²) |
| Other outboard boats | 0103 | 06/83 | 156.3 | 155.1 | 157.2 | 1.7 | 1.4 |
| Inboard motorboats, incl. i.-o. houseboats | 02 | | 173.2 | 173.4 | 173.3 | 2.8 | -1 |
| Runabouts | 0201 | 06/83 | 163.3 | 161.1 | 161.4 | 2.1 | .2 |
| Cabin cruisers, non-military | 0202 | | 175.8 | 176.8 | 175.8 | 3.1 | -6 |
| Other inboard motor boats | 0204 | 06/96 | 107.3 | 107.3 | 112.4 | 6.9 | 4.8 |
| Inboard-outdrive boats, except houseboats | 03 | | 155.1 | 157.8 | 156.9 | 2.9 | -6 |
| Runabouts | 0305 | 06/96 | 110.0 | 111.3 | 111.5 | 3.3 | .2 |
| Cabin cruisers | 0306 | 06/96 | 106.1 | 109.3 | 107.1 | 2.3 | -2.0 |
| Other inboard-outdrive motorboats | 0307 | 06/96 | 109.8 | (²) | 109.9 | 1.2 | (²) |
| All other boats | 04 | | 162.0 | 162.0 | 162.7 | 1.2 | .4 |
| Sail boats, with or without auxiliary power | 0404 | 06/96 | 110.8 | 110.4 | 111.0 | 1.5 | .5 |
| Other boats: rowboats, canoes, skiffs, etc. | 0405 | | 152.6 | 153.5 | 153.7 | .9 | .1 |
| Railroad equipment | 144 | | 134.5 | 136.0 | 135.6 | .2 | -3 |
| Locomotives and parts | 1441 | | 132.7 | 133.8 | 132.6 | .2 | -9 |

See footnotes at end of table.

Table 6. Producer price indexes and percent changes for commodity groupings and individual items, not seasonally adjusted—Continued

(1982=100 unless otherwise indicated)

| Commodity | Commodity code | Other index base | Index | | | Percent change Sep. 1999 From: | |
|--|----------------|------------------|-----------------------|------------------------|------------------------|--------------------------------|------------------|
| | | | May 1999 ¹ | Aug. 1999 ¹ | Sep. 1999 ¹ | Sep. 1998 | Aug. 1999 |
| Locomotives and parts--Continued | 1441 | | | | | | |
| Locomotive parts | 02 | | 118.9 | 120.0 | 119.6 | 1.0 | -0.3 |
| Railroad cars and car parts | 1442 | | | | | | |
| Freight cars | 01 | | 136.0 | 137.7 | 137.8 | .4 | .1 |
| All other railroad cars | 02 | 06/84 | 125.2 | 127.3 | 127.4 | -4 | .1 |
| Railroad car parts and accessories | 03 | | 154.6 | 155.2 | 155.2 | 1.5 | 0 |
| | | | 137.5 | 138.6 | 138.6 | 1.3 | 0 |
| Transportation equipment, n.e.c. | 149 | 06/85 | 130.2 | 131.2 | 131.0 | .3 | -2 |
| Transportation equipment, n.e.c. | 1491 | | | | | | |
| Self-propell. golf carts & in-plant carriers & parts | 1101 | 06/85 | 131.3 | (²) | 132.9 | -2 | (²) |
| Automobile and light truck trailers | 1104 | 12/92 | 115.6 | 116.5 | 117.5 | 2.8 | .9 |
| Other transportation equipment, n.e.c. | 1105 | 06/85 | 125.9 | 126.5 | 125.9 | -6 | -5 |
| Miscellaneous products | 15 | | 165.4 | 165.1 | 169.1 | 8.2 | 2.4 |
| Toys, sporting goods, small arms, etc. | 151 | | 132.5 | 132.4 | 132.4 | 0 | 0 |
| Toys, games, and children's vehicles | 1511 | | | | | | |
| Games, excl. toys and hobbies | 0152 | 06/85 | 123.5 | 123.8 | 122.7 | -1.1 | -9 |
| Baby carriages, children's vehicles, excl. bicycles | 0153 | 06/85 | 129.7 | 129.7 | 129.7 | .2 | 0 |
| Toys, excl. games and hobbies | 0154 | 06/85 | 97.6 | (²) | (²) | (²) | (²) |
| Hobbies, models: crafts and structural kits | 0155 | 06/85 | 114.5 | 114.9 | 112.6 | -2.8 | -2.0 |
| Dolls and stuffed toy animals | 0156 | 12/85 | 130.3 | 130.8 | 130.8 | .7 | 0 |
| | | | 119.9 | 120.2 | 120.6 | .8 | .3 |
| Sporting and athletic goods | 1512 | | | | | | |
| Fishing tackle and equipment | 0103 | 12/85 | 126.3 | 125.7 | 126.2 | 0 | .4 |
| Golf equipment | 0127 | 12/85 | 137.6 | 138.2 | 138.6 | 1.4 | .3 |
| Bicycles, adult tricycles, unicycles and parts | 0182 | 12/84 | 145.1 | 143.7 | 143.0 | -2.3 | -5 |
| Playground equipment | 0185 | 12/98 | 109.9 | 109.9 | 111.9 | 1.9 | 1.8 |
| Gymnasium and exercise equipment | 0192 | 12/98 | 100.4 | 100.4 | 100.4 | (²) | 0 |
| Other sporting and athletic goods | 0193 | 12/85 | 100.3 | 100.3 | 100.3 | (²) | 0 |
| | | | 124.1 | 123.2 | 124.1 | .6 | .7 |
| Small arms and ammunition | 1513 | | | | | | |
| Small arms | 01 | | 171.3 | 172.7 | 173.2 | 2.0 | .3 |
| Pistols and revolvers | 0102 | | 182.8 | 185.4 | 186.3 | 3.2 | .5 |
| Shot guns | 0111 | | 158.3 | 162.3 | 162.3 | 2.9 | 0 |
| Rifles, centerfire | 0113 | 06/85 | 193.7 | 199.2 | 199.2 | 6.2 | 0 |
| Other small arms | 0115 | 06/85 | 156.7 | 157.9 | 161.1 | 5.2 | 2.0 |
| Parts and attachments for small arms | 0119 | 06/85 | 125.5 | (²) | 125.5 | 1.4 | (²) |
| Small arms shipped to U.S. military | 0121 | 06/85 | 146.6 | 146.6 | 146.6 | 1.2 | 0 |
| Small arms ammunition | 02 | | 167.3 | 167.3 | 167.3 | .1 | 0 |
| Pistol and revolver cartridges | 0223 | 06/85 | 144.2 | 144.2 | 144.2 | .1 | 0 |
| Rifle cartridges, centerfire | 0231 | | 134.2 | 134.2 | 134.2 | 2.7 | 0 |
| Shot gun shells | 0241 | | 152.2 | (²) | (²) | (²) | (²) |
| Components for small arms ammunition | 03 | 06/85 | 151.4 | (²) | (²) | (²) | (²) |
| | | | 139.6 | 139.6 | 139.6 | .8 | 0 |
| Tobacco products, incl. stemmed & redrie | 152 | | 363.5 | 363.8 | 394.5 | 37.3 | 8.4 |
| Cigarettes | 1521 | | | | | | |
| Filter tip, king size | 0102 | | 432.0 | 432.3 | 473.4 | 43.5 | 9.5 |
| Filter tip, super king and long size | 0103 | 12/82 | 412.1 | 412.9 | 451.9 | 42.7 | 9.4 |
| | | | 340.0 | 340.0 | 371.4 | 42.1 | 9.2 |
| Cigars | 1522 | | 239.9 | 248.6 | 248.6 | 7.9 | 0 |
| Other tobacco products | 1523 | | | | | | |
| Loose leaf chewing tobacco | 0102 | 12/82 | 300.7 | 300.7 | 312.4 | 11.1 | 3.9 |
| All other chewing and smoking tobacco and snuff | 0104 | 06/99 | 268.5 | 268.5 | 268.5 | 3.4 | 0 |
| Snuff, dry and moist | 0121 | | (²) | 100.0 | 104.1 | (²) | 4.1 |
| | | | 381.5 | 381.5 | 402.1 | 15.0 | 5.4 |
| Stemmed and redried tobacco | 1524 | 06/84 | 94.5 | 94.5 | 95.0 | 2.9 | .5 |
| Unstemmed leaf tobacco redried before pack | 01 | 06/84 | 114.0 | (²) | (²) | (²) | (²) |
| Stemmed tobacco | 02 | 06/84 | (²) | 91.2 | 91.8 | (²) | .7 |
| Notions | 153 | | 127.4 | 129.5 | 129.4 | 2.8 | -1 |
| Buttons, button blanks, and parts | 1531 | | 132.9 | 134.0 | 134.0 | 2.2 | 0 |
| Needles, pins, and fasteners | 1532 | | | | | | |
| Zippers and slide fasteners | 0102 | 12/85 | 126.3 | 128.6 | 128.5 | 2.9 | -1 |
| Needles, pins, non-slide fasteners & similar notions | 0103 | 12/85 | 126.8 | 130.0 | 129.9 | 4.7 | -1 |
| | | | 120.2 | 121.9 | 121.9 | 1.9 | 0 |
| Photographic equipment and supplies | 154 | | 112.4 | 110.8 | 110.9 | -3.0 | .1 |
| Photographic equipment | 1541 | | 77.8 | 73.6 | 73.6 | -10.4 | 0 |
| Photographic supplies | 1542 | | 128.4 | 128.3 | 128.4 | -5 | .1 |
| Mobile homes | 155 | | 158.3 | 158.3 | 159.0 | 2.6 | .4 |

See footnotes at end of table.

Table 6. Producer price indexes and percent changes for commodity groupings and individual items, not seasonally adjusted—Continued

(1982 = 100 unless otherwise indicated)

| Commodity | Commodity code | Other index base | Index | | | Percent change Sep. 1999 From: | |
|--|----------------|------------------|-----------------------|------------------------|------------------------|--------------------------------|-----------|
| | | | May 1999 ¹ | Aug. 1999 ¹ | Sep. 1999 ¹ | Sep. 1998 | Aug. 1999 |
| Mobile homes, residential, single wide | 1552 | | 159.1 | 159.8 | 160.5 | 4.2 | 0.4 |
| Mobile homes, residential, double wide | 1553 | | 164.4 | 163.8 | 164.6 | 1.7 | .5 |
| Medical, surgical & personal aid devices | 156 | | 144.9 | 144.9 | 144.7 | .8 | -.1 |
| Personal aid equipment | 1561 | | 147.5 | 147.7 | 147.7 | 2.6 | 0 |
| Medical instruments and equipment | 1562 | 06/82 | 126.8 | 125.4 | 125.7 | -.9 | .2 |
| Surgical appliances and supplies | 1563 | 06/83 | 162.8 | 164.4 | 163.4 | 1.9 | -.6 |
| Surgical dressings | 0101 | 06/83 | 109.2 | 109.2 | 109.2 | .1 | 0 |
| Other surgical appliances and supplies | 0103 | 06/83 | 183.7 | 185.6 | 184.4 | 2.0 | -.6 |
| Ophthalmic goods | 1564 | 12/83 | 119.8 | 121.3 | 121.3 | 1.2 | 0 |
| Plastic ophthalmic focus lenses | 0103 | 12/83 | 103.9 | 104.1 | 104.2 | .5 | .1 |
| Contact lenses | 0104 | 12/83 | 95.7 | 95.2 | 95.2 | -1.1 | 0 |
| Other ophthalmic goods | 0105 | 12/83 | 111.3 | 117.6 | 117.3 | 6.0 | -.3 |
| Dental equipment and supplies | 1565 | 06/85 | 160.7 | 160.8 | 161.2 | 4.9 | .2 |
| Dental supplies | 0104 | 06/85 | 171.4 | 170.4 | 170.5 | 5.0 | .1 |
| Dental laboratory equipment and supplies | 0105 | 06/87 | 121.1 | 123.1 | 120.7 | 9.5 | -1.9 |
| Dental professional equip., inc. dental chairs | 0106 | 06/87 | 103.0 | 102.9 | 105.3 | 1.9 | 2.3 |
| Industrial safety equipment | 157 | | 194.7 | 194.8 | 193.8 | 1.6 | -.5 |
| Industrial safety equipment | 1571 | | | | | | |
| Respiratory protection equipment | 01 | | 185.8 | 185.8 | 184.4 | 1.9 | -.8 |
| Protective clothing except shoes | 05 | | 224.8 | 225.1 | 225.1 | 2.6 | 0 |
| Other industrial safety devices | 09 | 06/89 | 120.5 | 120.5 | 119.8 | -.5 | -.6 |
| Mining services | 158 | 06/85 | 114.7 | 113.8 | 114.1 | -6.6 | .3 |
| Mining services | 1581 | | | | | | |
| Metal mining services | 01 | 12/85 | 122.1 | 121.4 | 119.5 | -2.9 | -1.6 |
| Bituminous coal and lignite mining service | 03 | 06/85 | 108.4 | 107.7 | 107.7 | -.6 | 0 |
| Drilling oil and gas wells services | 04 | 12/85 | 133.4 | 128.3 | 129.0 | -13.4 | .5 |
| Oil and gas field exploration services | 05 | 12/85 | 98.4 | 96.4 | 96.4 | -15.4 | 0 |
| Oil and gas field services, n.e.c. | 06 | 12/85 | 110.4 | 112.0 | 112.2 | -1.0 | .2 |
| Nonmetallic minerals mining services | 07 | 06/85 | 106.8 | 106.7 | 106.7 | 2.4 | 0 |
| Other miscellaneous products | 159 | | 134.9 | 135.1 | 135.1 | .2 | 0 |
| Miscellaneous products, n.e.c. | 159-A | 12/85 | 133.4 | 133.3 | 132.9 | .5 | -.3 |
| Candles | 01 | 12/85 | 133.6 | 133.6 | 133.6 | 1.2 | 0 |
| Feathers, plumes & artificial trees/flower | 03 | 12/85 | 136.2 | 136.1 | 136.1 | -5.0 | 0 |
| Signs and advertising displays | 04 | 12/85 | 137.3 | 136.8 | 135.7 | .6 | -.8 |
| Electric signs | 0401 | 12/85 | 139.3 | 138.4 | 138.4 | -.2 | 0 |
| Non-electric signs | 0402 | 12/85 | 137.4 | 136.9 | 134.5 | .2 | -1.8 |
| Advertising specialties | 0403 | 12/85 | 132.7 | (?) | (?) | (?) | (?) |
| Other miscellaneous products, n.e.c. | 09 | 12/85 | 128.9 | 129.3 | 130.0 | .7 | .5 |
| Other miscellaneous products, n.e.c. | 0901 | 12/85 | 131.5 | 131.2 | 131.7 | 1.9 | .4 |
| Waste materials, n.e.c. | 0902 | 12/86 | 117.0 | 122.2 | 123.8 | -6.0 | 1.3 |
| Caskets | 1591 | | 173.2 | 173.3 | 173.3 | 2.8 | 0 |
| Hardwood, adult size | 0103 | | 191.8 | 191.8 | 191.8 | 3.1 | 0 |
| Steel, excluding stainless, adult sizes | 0104 | | 170.0 | 170.1 | 170.1 | 2.5 | 0 |
| Other metal caskets and coffins, adult sizes | 0105 | 12/84 | 170.8 | 170.8 | 170.8 | 3.1 | 0 |
| Other caskets and coffins & metal vaults | 0108 | 12/84 | 138.1 | 138.1 | 138.1 | 3.8 | 0 |
| Musical instruments | 1593 | | 166.1 | 166.7 | 167.2 | 1.9 | .3 |
| Pianos | 0114 | 06/85 | 184.3 | 178.9 | 182.6 | 1.3 | 2.1 |
| Organs | 0115 | 06/85 | 130.2 | (?) | 131.8 | 1.3 | (?) |
| Piano and organ parts | 0116 | 06/85 | 175.3 | 175.3 | 175.3 | .5 | 0 |
| Other musical instruments and parts | 0117 | 06/85 | 168.6 | 170.4 | 170.4 | 2.2 | 0 |
| Jewelry and jewelry products | 1594 | | 125.8 | 125.3 | 125.4 | -1.3 | .1 |
| Jewelry, platinum and karat gold | 02 | | 127.3 | 125.2 | 125.1 | -2.0 | -.1 |
| Other precious metal jewelry | 03 | | 109.9 | 117.7 | 118.2 | -3.3 | .4 |
| Costume jewelry and novelties | 04 | | 140.1 | 140.1 | 140.1 | .2 | 0 |
| Costume jewelry & novelties made of base metal | 0411 | 06/85 | 125.4 | 125.4 | 125.4 | .3 | 0 |
| Other costume jewelry, novelties, compacts and cases | 0412 | 06/85 | 114.7 | 114.7 | 114.7 | (?) | 0 |
| Jewelers' findings and materials | 05 | | 128.9 | 128.4 | 129.1 | -2.1 | .5 |
| Lapidary work, diamond cutting, & polishin | 06 | | 75.8 | 75.8 | (?) | (?) | (?) |
| Pens, pencils, and marking devices | 1595 | | 149.5 | 150.6 | 150.6 | 1.1 | 0 |
| Pens, mechanical pencils, and parts | 02 | 12/85 | 149.8 | 151.9 | 151.9 | 1.5 | 0 |
| Ball point pens, including roller pens | 0201 | | 148.6 | 153.0 | 153.0 | 2.3 | 0 |
| Pen and mechanical pencil parts & refill cartridges | 0207 | 12/85 | 163.6 | 162.9 | 163.6 | .7 | .4 |
| Markers, fine point and broad tipped | 0208 | 06/93 | 119.9 | 119.9 | 119.9 | .3 | 0 |
| Other pens and desk sets | 0209 | 06/93 | 132.1 | (?) | 132.2 | 5.7 | (?) |

See footnotes at end of table.

Table 6. Producer price indexes and percent changes for commodity groupings and individual items, not seasonally adjusted—Continued

(1982=100 unless otherwise indicated)

| Commodity | Commodity code | Other index base | Index | | | Percent change Sep. 1999 From: | |
|---|----------------|------------------|-----------------------|------------------------|------------------------|--------------------------------|-----------|
| | | | May 1999 ¹ | Aug. 1999 ¹ | Sep. 1999 ¹ | Sep. 1998 | Aug. 1999 |
| Pens, pencils, and marking devices—Continued | 1595 | | | | | | |
| Lead pencils and art goods | 03 | 12/85 | 139.7 | 139.5 | 139.7 | 1.5 | 0.1 |
| Black graphite pencils | 0301 | | 141.0 | 141.0 | 141.0 | -.1 | 0 |
| Other wood cased pencils, crayons, and chalk | 0302 | 12/85 | 130.7 | 130.1 | 130.7 | .5 | .5 |
| Artists' equipment and supplies | 0303 | 12/85 | 148.7 | 148.7 | 148.7 | 3.2 | 0 |
| Marking devices | 04 | 12/85 | 131.8 | 132.2 | 131.8 | -.3 | -.3 |
| Rubber and vinyl stamps | 0401 | 12/85 | 135.7 | 135.7 | 135.7 | .2 | 0 |
| Mechanical hand stamps | 0402 | 12/85 | 151.2 | 151.2 | 151.2 | -.2 | 0 |
| Other marking devices | 0405 | 12/85 | 120.5 | 120.5 | 120.5 | 0 | 0 |
| Watches, clocks and timing mechanisms | 1596 | | 118.6 | 119.2 | 119.3 | 1.0 | .1 |
| Watches, clocks & timing mech., ex. parts | 01 | | 118.0 | 118.7 | 118.8 | 1.2 | .1 |
| Clocks | 0123 | 06/83 | 119.4 | 119.5 | 119.6 | 1.1 | .1 |
| Timing mechanisms | 0125 | 06/83 | 123.1 | 123.9 | 124.0 | 1.0 | .1 |
| Parts | 02 | 06/83 | 119.5 | 118.7 | 119.6 | -.4 | .8 |
| Brooms and brushes | 1597 | | 145.5 | 145.5 | 145.4 | .6 | -.1 |
| Brooms | 0501 | 12/85 | 146.1 | 146.4 | 146.4 | .3 | 0 |
| Paint and varnish brushes and rollers | 0502 | 12/85 | 131.2 | 131.2 | 131.0 | -.2 | -.2 |
| Other brushes, excl. paint and varnish brushes | 0503 | 12/85 | 142.4 | 142.3 | 142.3 | 1.1 | 0 |
| Phono records, compact discs, & audio ta ⁴ | 1598 | | 100.2 | 103.6 | 103.7 | -2.1 | .1 |
| Phono records, compact and other discs | 01 | | 99.0 | 102.2 | 102.1 | -1.0 | -.1 |
| Compact discs | 0104 | 06/92 | 90.0 | 93.3 | 93.1 | -1.4 | -.2 |
| Disc records | 0191 | 12/84 | 115.9 | 112.6 | 114.7 | 4.1 | 1.9 |
| Audio tapes | 02 | | 98.5 | 102.1 | 102.6 | -3.7 | .5 |
| Fire extinguishers | 1599 | | 139.4 | 141.0 | 141.0 | 2.2 | 0 |

¹ The indexes for May 1999 have been recalculated to incorporate late reports and corrections by respondents. All indexes are subject to revision four months after original publication.

² Not available.

³ Prices for all items in this grouping are lagged 1 month.

⁴ Prices for some items in this grouping are lagged 1 month.
n.e.c. = Not elsewhere classified.

Note: Titles of some commodities are not shown in this table because they fail to meet our publication criteria.

Table 7. Producer price indexes by durability of product, not seasonally adjusted

(1982=100)

| Grouping | 1998 | | 1999 | | |
|---|----------------|-----------|------------------|---------------------|------------------------|
| | Annual average | September | May ¹ | August ¹ | September ¹ |
| Total durable goods | 132.6 | 131.9 | 131.9 | 132.0 | 131.9 |
| Total nondurable goods | 118.6 | 118.0 | 119.5 | 122.8 | 124.8 |
| Total manufactures | 129.0 | 128.5 | 129.6 | 130.9 | 131.5 |
| Durable | 132.6 | 132.0 | 132.2 | 132.2 | 132.0 |
| Nondurable | 125.2 | 124.9 | 126.8 | 129.3 | 130.5 |
| Total raw or slightly processed goods | 104.5 | 103.1 | 103.5 | 108.5 | 112.1 |
| Durable | 134.4 | 128.5 | 124.1 | 128.5 | 131.3 |
| Nondurable | 103.1 | 101.9 | 102.5 | 107.6 | 111.2 |

¹ The indexes for May 1999 have been recalculated to incorporate late reports and corrections by respondents. All indexes are subject to revision 4 months after

original publication.

Table 8. Producer price indexes for special commodity groupings, not seasonally adjusted¹

(1982 = 100 unless otherwise indicated)

| Commodity grouping | 1998 | | 1999 | | |
|--|----------------|-----------|------------------|---------------------|------------------------|
| | Annual average | September | May ² | August ² | September ² |
| All commodities except farm products | 125.7 | 125.2 | 126.3 | 128.5 | 129.7 |
| All foods | 132.4 | 133.5 | 131.6 | 132.7 | 134.4 |
| Processed foods | 133.5 | 134.9 | 132.7 | 134.5 | 135.8 |
| Industrial commodities less fuels and related products and power | 139.0 | 138.5 | 138.9 | 139.5 | 139.7 |
| Selected textile mill products | 124.3 | 124.0 | 122.8 | 122.0 | 122.5 |
| Hosiery | 127.9 | 128.0 | 127.9 | 125.3 | 126.6 |
| Underwear and nightwear | 131.1 | 130.9 | 131.6 | 131.7 | 131.8 |
| Chemicals and allied products, including synthetic rubber and synthetic fibers | 141.9 | 141.2 | 140.4 | 142.3 | 142.8 |
| Pharmaceutical preparations | 278.6 | 285.1 | 285.5 | 288.4 | 288.9 |
| Synthetic paint resins (June 1987 = 100) | 108.6 | 100.6 | 107.3 | 122.9 | 127.9 |
| Volatile paint liquids (June 1987 = 100) | 117.7 | 115.4 | 109.6 | 119.1 | 115.4 |
| Lumber and plywood | 173.7 | 173.3 | 186.5 | 196.7 | 186.3 |
| Steel mill products, including fabricated wire products | 115.4 | 114.9 | 107.0 | 107.5 | 107.1 |
| Finished steel mill products, excluding fabricated wire products | 114.0 | 113.6 | 105.1 | 105.2 | 104.8 |
| Finished steel mill products, including fabricated wire products | 115.7 | 115.3 | 107.7 | 107.8 | 107.5 |
| Stainless steel mill products (December 1989 = 100) | 84.1 | 83.7 | 77.0 | 76.9 | 77.6 |
| Special metals and metal products | 129.5 | 127.8 | 127.2 | 127.0 | 127.0 |
| Fabricated metal products | 134.3 | 134.5 | 134.2 | 134.4 | 134.5 |
| Copper and copper products | 123.8 | 123.5 | 116.7 | 124.0 | 127.6 |
| Machinery and motive products | 132.2 | 131.3 | 131.9 | 131.3 | 131.2 |
| Machinery and equipment, except electrical | 128.7 | 128.6 | 128.6 | 128.4 | 128.4 |
| Agricultural machinery, including tractors | 156.0 | 156.6 | 158.7 | 157.0 | 156.8 |
| Metalworking machinery | 154.9 | 155.0 | 156.2 | 156.9 | 156.7 |
| Total tractors | 146.8 | 147.4 | 149.5 | 149.5 | 149.6 |
| Construction materials | 141.4 | 142.0 | 142.3 | 144.7 | 143.5 |
| Agricultural machinery and equipment, less parts | 153.1 | 153.5 | 155.4 | 154.2 | 154.1 |
| Farm and garden tractors, less parts | 147.5 | 147.8 | 148.3 | 148.3 | 148.6 |
| Agricultural machinery excluding tractors, less parts | 157.4 | 158.0 | 160.3 | 158.5 | 158.2 |

¹ These indexes are calculated by combining the indexes listed below by commodity code after each special commodity grouping. The weights are those used for the comprehensive All Commodities Index.

² The indexes for May 1999 have been recalculated to incorporate late reports and corrections by respondents. All indexes are subject to revision 4 months after original publication.

All commodities except farm products: 02 through 15

All foods: 011, 017, and 02 less 0261, 0262, and 029

Processed foods: 02 less 0261, 0262, and 029

Industrial commodities less fuels and related products and power: 03, 04, and 06 through 15

Selected textile mill products: 0327, 03370104, 034, 03810169, 03810272, 03810274, 03810298, 03820135, 03820303, 03830324, 03830325 and 1231

Hosiery: 03810169, 03810171, 03810272, 03810273, 03810363 and 03810365

Underwear and nightwear: 03810174, 03810175, 03810176, 03810177, 03810178, 03810274, 03810275, 03810276, 03810277, 03810368 and 03810369

Chemicals and allied products, including synthetic rubber and synthetic fibers: 031, 06 less 064, and 071102

Pharmaceutical preparations: 0634, 0635 and 0636

Synthetic paint resins: 066207 and 06621102

Volatile paint liquids: 06140141, 06140202, 06140341, 06220306, 06220309 and 06220311

Lumber and plywood: 081 and 083

Steel mill products, including fabricated wire products: 1017 and 1088

Finished steel mill products, excluding fabricated wire products: 1017 less 101702

Finished steel mill products, including fabricated wire products: 1017 and 1088 less 101702

Stainless steel mill products: 10170293, 10170352, 10170445, 10170455, 10170461, 10170551, 10170665, 10170666, 10170669, 10170753, and 10170851

Special metals and metal products: 10, 111 and 141

Fabricated metal products: 103 through 108

Copper and copper products: 10210201, 10220107, 10220131, 102301, 102403, 102502, 10260314, 10260326, 10280301, 10280302, and 10280303

Machinery and motive products: 11 and 14

Machinery and equipment, except electrical: 111, 112, 113, 114, 115, 116, 118, and 119

Agricultural machinery, including tractors: 1111 and 1112 less 11115211 and 111251

Metalworking machinery: 113A, 1132, 113304, 1137 and 1138

Total tractors: 1111 and 1128 less 11115211, 112802 and 112803

Agricultural machinery and equipment, less parts (old commodity code 111): 111 less 11115211 and 111251

Farm and garden tractors, less parts (old commodity code 1111): 1111 less 11115211

Agricultural machinery excluding tractors, less parts (old commodity code 1112): 1112 less 111251

Construction materials: 062101, 0721, 081101, 081102, 081103, 081105, 081203, 081204, 082, 083, 08490105, 086, 092, 101502, 101703, 101704, 10170627, 10250161, 10250254, 10260307, 104101, 105, 106, 1071, 10730101, 10730102, 10730109, 10730145, 10730146, 10730148, 10730154, 10730156, 10730164, 10730165, 10730171, 10730181, 107404, 10740501, 10740781, 10740786, 10740789, 10740791, 10740793, 10740795, 107409, 10810246, 10830225, 10830301, 10830321, 10830323, 10830325, 10830329, 10830361, 10880961, 10890566, 1142, 1147, 11490205, 11710106, 11710109, 11710112, 11710113, 11710114, 11710117, 11710121, 11710123, 11710135, 11710138, 11710141, 11710264, 11710266, 11710267, 11710272, 11710274, 11710282, 11710291, 11710294, 11710296, 123101, 1232, 13110413, 131105, 13110712, 132, 133, 134, 136, 137, 1392, 1393, 1394 and 139501

Table 9. Producer price indexes for material inputs to construction industries, not seasonally adjusted ¹
(June 1986 = 100)

| Grouping ¹ | Relative importance June 1999 | Unadjusted index | | | Percent change to Sep. 1999 from: | |
|--|----------------------------------|-----------------------|------------------------|------------------------|-----------------------------------|-----------|
| | | May 1999 ² | Aug. 1999 ² | Sep. 1999 ² | Sep. 1998 | Aug. 1999 |
| Inputs to construction industries..... | 100.000 | 135.7 | 137.7 | 137.2 | 2.5 | -0.4 |
| New construction..... | 74.264 | 136.7 | 138.8 | 138.2 | 2.7 | -.4 |
| Single-unit residential..... | 34.478 | 141.0 | 143.5 | 142.2 | 3.1 | -.9 |
| Multi-unit residential..... | 5.138 | 137.3 | 139.5 | 138.7 | 2.5 | -.6 |
| Non-residential buildings..... | 17.279 | 132.6 | 134.0 | 133.9 | 1.7 | -.1 |
| Highway and street construction..... | 4.236 | 125.9 | 128.3 | 128.9 | 4.3 | .5 |
| Water and sewer supply construction..... | 2.533 | 135.8 | 136.8 | 137.0 | 1.9 | .1 |
| Other heavy construction..... | 10.599 | 134.2 | 136.3 | 136.3 | 2.2 | 0 |
| Maintenance and repair construction..... | 25.737 | 132.9 | 134.5 | 134.4 | 2.2 | -.1 |
| Residential..... | 8.550 | 133.7 | 135.3 | 135.1 | 2.2 | -.1 |
| Non-residential..... | 17.186 | 132.5 | 134.2 | 134.1 | 2.2 | -.1 |

¹ Indexes in this table are derived from the primary product indexes in table 5 that are weighted using 1977 input/output relationships. These indexes only include inputs to construction which are produced by the mining and manufacturing sectors of the economy excluding capital equipment. Since they do not include labor or capital costs, these indexes should not be regarded as comprehensive measures of construction costs. See note

on page 190 of the July 1986 issue of *Producer Price Indexes*.

² The indexes for May 1999 have been recalculated to incorporate late reports and corrections by respondents. All data are subject to revision four months after original publication.

Table 10. Producer price indexes and percent changes for the net output of industry by stage of process, not seasonally adjusted
(June 1987=100)

| Grouping 1/ | Relative Importance | Unadjusted Index 2/ | | | Percent changes | | | | | |
|--|---------------------|---------------------|-------------|--------------|----------------------------|-------------------|-----------|-----------|-----------|------------------------|
| | | | | | 11 months ending Sep. 1999 | 3 months ending-- | | | | Aug. 1999 To Sep. 1999 |
| | | Jun. 1999 | May 1999 2/ | Aug. 1999 2/ | | Sep. 1999 2/ | Dec. 1998 | Mar. 1999 | Jun. 1999 | |
| Net output from: | | | | | | | | | | |
| Crude processors | 100.000 | 112.4 | 117.4 | 122.0 | 14.8 | 0.3 | -2.4 | 8.0 | 8.6 | 3.9 |
| Crude agricultural and feed processors | 8.430 | 96.5 | 93.4 | 91.8 | -4.0 | 6.1 | -5.3 | -1.4 | -3.1 | -1.7 |
| Crude agricultural processors | 5.413 | 94.6 | 90.6 | 87.4 | -4.1 | 9.3 | -6.0 | -1.9 | -4.8 | -3.5 |
| Crude feed processors | 3.017 | 105.4 | 104.3 | 105.6 | -3.9 | 0.5 | -4.0 | -0.5 | 0.0 | 1.2 |
| Crude mining processors | 33.404 | 99.1 | 109.8 | 121.5 | 48.7 | 2.6 | -5.8 | 25.3 | 22.9 | 10.7 |
| Crude manufacturing processors less feeds | 58.165 | 130.9 | 133.6 | 134.2 | 1.5 | -1.6 | -0.5 | 1.5 | 2.1 | 0.4 |
| Crude nondurables processors | 46.170 | 131.4 | 134.4 | 135.0 | 1.9 | -1.4 | -0.3 | 1.5 | 2.1 | 0.4 |
| Crude durables processors | 11.996 | 129.8 | 131.2 | 131.8 | -0.1 | -2.2 | -0.9 | 0.9 | 2.2 | 0.5 |
| Primary processors | 100.000 | 121.6 | 126.1 | 127.3 | 4.1 | -3.7 | 0.2 | 3.6 | 4.1 | 1.0 |
| Primary agricultural and food processors | 10.697 | 105.1 | 107.0 | 108.3 | -5.2 | -4.8 | -0.6 | -2.3 | 2.7 | 1.2 |
| Primary agricultural processors | 9.322 | 107.8 | 110.7 | 112.1 | -3.6 | -5.2 | 1.1 | -2.7 | 3.4 | 1.3 |
| Primary food processors | 1.374 | 91.2 | 87.4 | 88.4 | -14.7 | -1.7 | -11.4 | 0.1 | -2.1 | 1.1 |
| Primary mining processors | 0.965 | 133.9 | 134.7 | 134.6 | 2.3 | 0.2 | 1.2 | 0.9 | 0.0 | -0.1 |
| Primary manufacturing processors less foods | 88.339 | 125.4 | 130.4 | 131.7 | 5.4 | -3.5 | 0.2 | 4.5 | 4.4 | 1.0 |
| Primary nondurables processors | 64.607 | 128.4 | 135.1 | 137.0 | 7.6 | -4.5 | 0.5 | 5.8 | 6.0 | 1.4 |
| Primary durables processors | 23.732 | 124.2 | 125.2 | 124.5 | -0.6 | -1.2 | 0.0 | 0.9 | -0.3 | -0.6 |
| Semifinished processors | 100.000 | 128.3 | 128.6 | 129.2 | 0.9 | -0.3 | 0.3 | 0.5 | 0.4 | 0.5 |
| Semifinished agricultural and food processors | 19.207 | 121.1 | 120.9 | 123.7 | 1.3 | -1.6 | 0.2 | 1.5 | 1.1 | 2.3 |
| Semifinished agricultural processors | 2.735 | 150.9 | 138.7 | 149.7 | 5.3 | 1.5 | -0.5 | 5.6 | -1.4 | 7.9 |
| Semifinished food processors | 16.472 | 117.2 | 118.6 | 120.3 | 0.7 | -2.1 | 0.4 | 0.9 | 1.5 | 1.4 |
| Semifinished manufacturing processors less foods | 80.793 | 130.3 | 130.7 | 130.7 | 0.8 | -0.1 | 0.3 | 0.4 | 0.2 | 0.0 |
| Semifinished nondurables processors | 25.446 | 149.3 | 150.0 | 150.4 | 1.6 | 0.1 | 0.4 | 0.6 | 0.5 | 0.3 |
| Semifinished durables processors | 55.348 | 122.8 | 123.1 | 123.0 | 0.4 | -0.2 | 0.2 | 0.2 | 0.1 | -0.1 |
| Finished processors | 100.000 | 126.3 | 126.1 | 126.5 | 1.4 | 1.7 | -0.2 | -0.2 | 0.2 | 0.3 |
| Finished foods processors | 19.713 | 126.8 | 128.4 | 128.6 | 0.9 | 0.1 | -0.5 | 0.3 | 0.9 | 0.2 |
| Finished mining processors | 0.651 | 153.4 | 148.3 | 148.8 | -13.2 | -1.7 | -5.9 | -3.7 | -2.6 | 0.3 |
| Finished manufacturing processors less foods | 79.636 | 126.1 | 125.6 | 126.0 | 1.8 | 2.1 | -0.1 | -0.2 | 0.0 | 0.3 |
| Finished nondurables processors | 19.305 | 146.0 | 146.3 | 149.3 | 7.4 | 5.2 | 0.1 | 0.0 | 2.1 | 2.1 |
| Finished durables processors | 60.331 | 120.2 | 119.5 | 119.3 | 0.1 | 1.2 | -0.2 | -0.3 | -0.6 | -0.2 |
| Special groupings: | | | | | | | | | | |
| Crude energy processors | 31.582 | 99.5 | 110.9 | 123.2 | 52.3 | 3.0 | -6.2 | 27.3 | 23.9 | 11.1 |
| Crude processors less energy | 68.418 | 124.0 | 125.7 | 125.9 | 0.7 | -0.7 | -1.0 | 1.0 | 1.5 | 0.2 |
| Crude processors less agriculture | 94.587 | 114.5 | 120.3 | 125.4 | 15.9 | -0.3 | -2.2 | 8.6 | 9.4 | 4.2 |
| Crude processors less agriculture and feeds | 91.570 | 114.8 | 120.8 | 126.0 | 16.6 | -0.3 | -2.2 | 9.0 | 9.7 | 4.3 |
| Crude processors less agriculture, feed and energy | 59.988 | 129.5 | 132.0 | 132.6 | 1.4 | -1.7 | -0.4 | 1.3 | 2.2 | 0.5 |
| Primary energy processors | 35.876 | 136.9 | 148.8 | 152.4 | 13.3 | -7.8 | 1.1 | 10.4 | 10.0 | 2.4 |
| Primary processors less energy | 64.124 | 122.0 | 123.2 | 123.4 | -0.7 | -1.4 | -0.2 | 0.2 | 0.8 | 0.2 |
| Primary processors less agriculture, food and energy | 53.427 | 126.9 | 127.9 | 127.8 | 0.2 | -0.8 | -0.1 | 0.6 | 0.5 | -0.1 |
| Finished processors less food | 80.287 | 126.2 | 125.6 | 126.0 | 1.6 | 2.1 | -0.2 | -0.3 | 0.0 | 0.3 |

1/ Indexes in this table are derived from the industry indexes in table 5. Industries are allocated to stages of process based on inter-industry shipment patterns from the 1977 input/output relationships.

and corrections by respondents. All indexes are subject to revision 4 months after original publication.

3/ Not available.

2/ The indexes for May 1999 have been recalculated to incorporate late reports

Table 11. Producer price indexes and percent changes for net material inputs to industry stage of process and final demand, not seasonally adjusted

(June 1987=100)

| Grouping 1/ | Relative Importance | Unadjusted Index 2/ | | | Percent changes | | | | | | |
|--|---------------------|---------------------|-------------|--------------|-----------------|----------------------------|-------------------|-----------|-----------|-----------|------------------------|
| | | Jun. 1999 | May 1999 2/ | Aug. 1999 2/ | Sep. 1999 2/ | 11 months ending Sep. 1999 | 3 months ending-- | | | | Aug. 1999 To Sep. 1999 |
| | | | | | | | Dec. 1998 | Mar. 1999 | Jun. 1999 | Sep. 1999 | |
| Net material input to: | | | | | | | | | | | |
| Primary processors | 100.000 | 109.4 | 115.0 | 120.0 | 17.2 | 0.0 | -2.6 | 9.4 | 10.0 | 4.3 | |
| Foods and agricultural products | 11.563 | 102.8 | 98.6 | 96.1 | -4.7 | 4.8 | -4.3 | -1.0 | -4.0 | -2.5 | |
| Crude food and agricultural products | 7.419 | 105.0 | 99.2 | 94.5 | -4.5 | 7.5 | -4.1 | -1.4 | -6.1 | -4.7 | |
| Processed foods | 4.143 | 103.3 | 102.0 | 103.4 | -4.7 | 0.4 | -4.8 | 0.0 | -0.3 | 1.4 | |
| Energy | 37.596 | 106.0 | 118.8 | 132.0 | 51.5 | 1.3 | -5.8 | 27.6 | 24.5 | 11.1 | |
| Goods less food and energy | 50.842 | 123.4 | 126.0 | 126.4 | 1.5 | -1.8 | -0.3 | 1.3 | 2.3 | 0.3 | |
| Mining products less energy | 1.194 | 102.8 | 104.3 | 104.7 | -0.9 | -2.7 | -0.8 | 0.0 | 2.6 | 0.4 | |
| Nondurables less food and energy | 34.126 | 122.2 | 125.4 | 125.8 | 2.2 | -1.7 | -0.1 | 1.2 | 2.8 | 0.3 | |
| Durables | 15.522 | 128.1 | 129.5 | 129.9 | 0.1 | -1.9 | -0.8 | 1.3 | 1.6 | 0.3 | |
| Semifinished processors | 100.000 | 114.9 | 117.1 | 117.4 | -0.1 | -2.8 | 0.3 | 0.8 | 1.7 | 0.3 | |
| Foods and agricultural products | 22.879 | 93.9 | 96.6 | 97.5 | -2.1 | -6.8 | 3.0 | -0.9 | 3.0 | 0.9 | |
| Crude food and agricultural products | 21.339 | 93.0 | 95.9 | 96.8 | -1.8 | -7.2 | 3.6 | -0.9 | 3.1 | 0.9 | |
| Processed foods | 1.540 | 104.5 | 104.6 | 105.4 | -5.9 | -1.6 | -4.8 | -0.4 | 0.9 | 0.8 | |
| Energy | 6.387 | 138.6 | 148.9 | 151.9 | 9.0 | -6.5 | 0.0 | 8.1 | 7.7 | 2.0 | |
| Goods less food and energy | 70.735 | 123.8 | 125.2 | 125.1 | -0.2 | -1.2 | -0.5 | 0.7 | 0.8 | -0.1 | |
| Mining products less energy | 1.833 | 98.4 | 101.8 | 103.0 | 2.7 | -5.2 | -0.5 | 2.6 | 6.1 | 1.2 | |
| Nondurables less food and energy | 31.679 | 125.9 | 127.6 | 127.9 | 0.7 | -0.9 | -0.5 | 0.7 | 1.3 | 0.2 | |
| Durables | 37.222 | 123.2 | 124.2 | 123.8 | -1.1 | -1.4 | -0.5 | 0.7 | 0.1 | -0.3 | |
| Finished processors | 100.000 | 118.6 | 119.7 | 120.1 | 0.3 | -0.6 | -0.5 | 0.4 | 0.9 | 0.3 | |
| Foods and agricultural products | 11.374 | 116.0 | 118.6 | 121.5 | 0.6 | 0.6 | -3.1 | -0.6 | 3.8 | 2.4 | |
| Crude food and agricultural products | 3.631 | 120.2 | 126.3 | 132.4 | -0.7 | 4.2 | -8.5 | -4.1 | 8.6 | 4.8 | |
| Processed foods | 7.743 | 113.9 | 115.1 | 116.5 | 1.2 | -1.3 | -0.2 | 1.1 | 1.7 | 1.2 | |
| Energy | 3.162 | 142.0 | 151.5 | 154.1 | 6.3 | -5.7 | -0.7 | 6.8 | 6.2 | 1.7 | |
| Goods less food and energy | 85.464 | 119.3 | 119.8 | 119.9 | 0.1 | -0.5 | -0.1 | 0.3 | 0.4 | 0.1 | |
| Mining products less energy | 0.059 | 106.1 | 103.5 | 103.6 | -3.4 | 0.0 | -0.3 | -2.9 | -0.3 | 0.1 | |
| Nondurables less food and energy | 33.661 | 128.3 | 129.3 | 129.7 | 0.8 | -0.6 | -0.1 | 0.5 | 0.9 | 0.3 | |
| Durables | 51.744 | 114.3 | 114.6 | 114.4 | -0.5 | -0.4 | -0.2 | 0.2 | -0.1 | -0.2 | |
| Final demand | 100.000 | 126.3 | 127.5 | 128.7 | 3.3 | 0.2 | 0.1 | 1.4 | 1.7 | 0.9 | |
| Consumers | 74.796 | 128.5 | 130.5 | 132.2 | 4.6 | 0.0 | 0.2 | 1.9 | 2.4 | 1.3 | |
| Foods and agricultural products | 23.359 | 124.9 | 125.4 | 127.0 | 1.1 | -0.9 | 0.3 | 0.6 | 1.0 | 1.3 | |
| Crude food and agricultural products | 1.996 | 145.7 | 136.6 | 146.6 | 0.5 | -2.9 | 1.8 | 1.9 | -0.2 | 7.3 | |
| Processed foods | 21.363 | 123.0 | 124.3 | 125.2 | 1.2 | -0.6 | 0.2 | 0.6 | 1.1 | 0.7 | |
| Energy | 13.223 | 135.9 | 147.8 | 151.7 | 14.1 | -7.4 | 0.9 | 10.7 | 10.3 | 2.6 | |
| Consumer goods less food and energy | 38.214 | 135.3 | 134.9 | 136.0 | 3.5 | 3.2 | -0.1 | -0.1 | 0.5 | 0.8 | |
| Mining products less energy | 0.013 | 124.9 | 125.1 | 124.3 | -1.6 | -1.1 | 0.2 | -0.1 | -0.6 | -0.6 | |
| Nondurables less food and energy | 21.967 | 148.7 | 149.1 | 151.5 | 5.9 | 3.8 | 0.2 | 0.2 | 1.6 | 1.6 | |
| Durables | 16.234 | 119.1 | 117.9 | 117.6 | 0.3 | 2.1 | -0.4 | -0.5 | -0.9 | -0.3 | |
| Capital investment | 25.206 | 120.5 | 119.8 | 119.7 | -0.3 | 0.7 | -0.2 | -0.3 | -0.5 | -0.1 | |
| Special groupings: | | | | | | | | | | | |
| Final demand less foods and agricultural products | 76.643 | 126.9 | 128.4 | 129.4 | 3.9 | 0.5 | 0.0 | 1.6 | 1.8 | 0.8 | |
| Final demand less energy | 86.777 | 127.8 | 127.6 | 128.5 | 1.7 | 1.3 | -0.1 | 0.1 | 0.4 | 0.7 | |
| Final demand less food and energy | 63.420 | 129.0 | 128.5 | 129.1 | 1.9 | 2.1 | -0.2 | -0.2 | 0.2 | 0.5 | |
| Consumer goods less energy 4/ | 82.321 | 131.0 | 131.0 | 132.3 | 2.6 | 1.6 | 0.0 | 0.2 | 0.7 | 1.0 | |
| Consumer goods less foods and agricultural products 4/ | 68.769 | 130.9 | 133.5 | 135.3 | 6.2 | 0.5 | 0.1 | 2.5 | 3.0 | 1.3 | |
| Consumer nondur. less food and energy 4/ | 47.048 | 138.1 | 142.8 | 145.7 | 9.1 | -0.4 | 0.5 | 3.9 | 4.9 | 2.0 | |

1/ Indexes in this table are derived from the product indexes in table 5. These indexes are composed of the goods used by the industries in each of the industry stage of process output indexes as shown by the 1977 input/output relationships. These material inputs include only domestic material input and do not include any imported materials which may be used.

2/ The indexes for May 1999 have been recalculated to incorporate late reports

and corrections by respondents. All indexes are subject to revision 4 months after original publication.

3/ Not available.

4/ Percent of final input to consumers.

Technical Note

Brief Explanation of Producer Price Indexes

The term Producer Price Index (PPI) refers to a family of indexes that measure the average change over time in the selling prices received by domestic producers of goods and services. The PPIs measure price change from the perspective of the seller. This contrasts with other measures, such as the Consumer Price Index (CPI); CPIs measure price change from the purchaser's perspective. Sellers' and purchasers' prices may differ due to government subsidies, sales and excise taxes, and distribution costs.

Over 10,000 PPIs for individual products and groups of products are released each month. PPIs are available for the products of virtually every industry in the mining and manufacturing sectors of the U.S. economy. New PPIs are gradually being introduced for the products of industries in the transportation, utilities, trade, finance, and services sectors of the economy.

Over 100,000 price quotations per month are organized into 3 sets of producer price indexes: (1) Stage-of-processing indexes; (2) commodity indexes; and (3) indexes for the net output of industries and their products. The stage-of-processing structure organizes products by class of buyer and degree of fabrication. The commodity structure organizes products by similarity of end use or material composition. The entire output of various industries is sampled to derive price indexes for the net output of industries and their products.

Stage-of-Processing Indexes

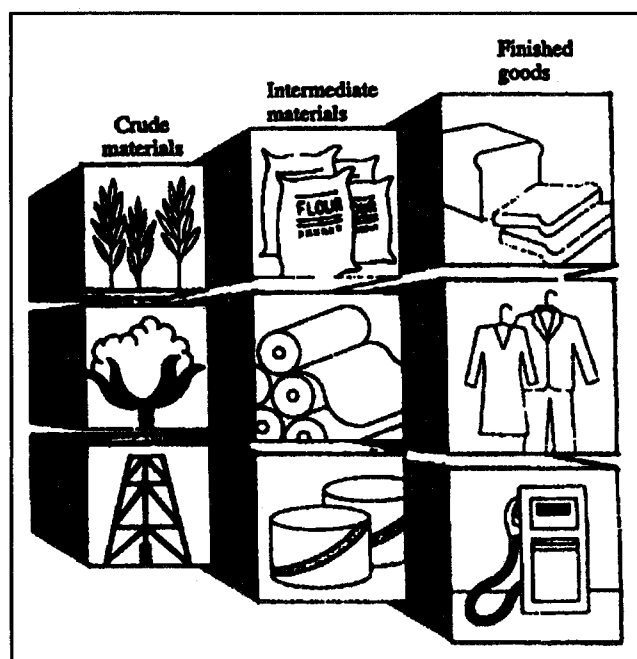
Within the stage-of-processing system, finished goods are commodities that will not undergo further processing and are ready for sale to the final demand user, either an individual consumer or business firm. Consumer foods include unprocessed foods, such as eggs and fresh vegetables, as well as processed foods, such as bakery products and meats. Other finished consumer goods include durable goods, such as automobiles, household furniture, and appliances; and nondurable goods, such as apparel and home heating oil. Capital equipment includes producer durable goods, such as heavy motor trucks, tractors, and machine tools.

The stage-of-processing category for intermediate materials, supplies, and components consists partly of commodities that have been processed but require further processing. Examples of such semifinished goods include flour, cotton

yarn, steel mill products, and lumber. The intermediate goods category also encompasses nondurable physically complete items purchased by business firms as inputs for their operations. Examples include diesel fuel, belts and belting, paper boxes, and fertilizers.

Crude materials for further processing are products entering the market for the first time that have not been manufactured or fabricated and that are not sold directly to consumers. Crude foodstuffs and feedstuffs include items such as grains and livestock. Examples of crude nonfood materials include raw cotton, crude petroleum, coal, hides and skins, and iron and steel scrap.

The illustration shows examples of how products are classified by stage of processing.



Commodity Indexes

The commodity classification structure of the Producer Price Index organizes products by similarity of end use or material composition, regardless of their industry of origin. Fifteen major commodity groupings (2-digit level) make up the all commodities index. Each major commodity grouping includes (in descending order of aggregation) subgroups (3-digit), product classes (4-digit), subproduct classes (6-digit), and individual items (8-digit).

Nearly all 8-digit commodities under the traditional com-

modity coding system are now derived from corresponding industry-classified product indexes. In such instances, movements in the traditional commodity price indexes are identical to movements of their counterparts. Therefore, monthly percent changes for corresponding indexes will be virtually identical even though their respective index levels may differ.

Industry Net-Output Price Indexes

Producer price indexes for the net output of industries and their products are grouped according to the Standard Industrial Classification (SIC). Industry price indexes are compatible with other economic time series organized by SIC codes, such as data on employment, wages, and productivity. Table 5 includes data for SIC industries and industry groups (2-, 3-, and 4-digit levels); indexes for census product classes (5- and 6-digit levels), products (7-digit level), and more detailed subproducts (9-digit level); and, for some industries, indexes for other sources of revenue.

Indexes may represent one of three kinds of product indexes. Every industry has primary product indexes to show changes in prices received by establishments classified in the industry for products made primarily, but not necessarily exclusively, by that industry. The industry classification of an establishment is determined by which products comprise a plurality of its total shipment value. In addition, most industries have secondary product indexes that show changes in prices received by establishments classified in the industry for products chiefly made in some other industry. Finally, some industries have miscellaneous receipts indexes to show price changes in other sources of revenue received by establishments within the industry that are not derived from sales of their products, e.g., resales of purchased materials, or revenues from parking lots owned by a manufacturing plant.

Some product indexes published in table 5 correspond to 8-digit commodity indexes in table 6. In these cases, movement of the latter indexes are calculated on the basis of movement of their counterparts in table 5. Although most such indexes continue to be published in table 6 on a base period of 1982=100 or some later base, corresponding indexes in table 5 are published on a base of the month of their introduction.

Data Collection

Producer price indexes are based on selling prices reported by establishments of all sizes selected by probability sampling, with the probability of selection proportionate to size. Individual items and transaction terms from these firms are also chosen by probability proportionate to size. The Bureau of Labor Statistics (BLS) strongly encourages cooperating companies to supply actual transaction prices at the time of shipment to minimize the use of list prices. Prices are normally reported by mail questionnaire for the Tuesday of the week containing the 13th.

Price data are provided on a voluntary and confidential

basis; no one but sworn BLS employees are allowed access to individual company price reports. The Bureau publishes price indexes instead of unit dollar prices. All producer price indexes are routinely subject to revision once, 4 months after original publication, to reflect the availability of late reports and corrections by respondents.

Weights

Weights for most traditional commodity groupings of the PPI, as well as all indexes (such as stage-of-processing indexes) calculated from traditional commodity groupings, currently reflect 1992 values of shipments as reported in the *Census of Manufactures* and other sources. From January 1992 through December 1995, PPI weights were derived from 1987 shipment values. Industry indexes shown in table 5 are also now calculated with 1992 net output weights. This periodic update of the value weights used to calculate the PPI is done to accurately reflect changes in production and marketing patterns in the economy. Net output values of shipments are used as weights for industry indexes. Net output values refer to the value of shipments from establishments in one industry to establishments classified in another industry. However, weights for commodity price indexes are based on gross shipment values, including shipment values between establishments within the same industry. As a result, broad commodity grouping indexes, such as the all commodities index, are affected by the multiple counting of price change at successive stages of processing, which can lead to exaggerated or misleading signals about inflation. Stage-of-processing indexes partially correct this defect, but industry indexes consistently correct for this at all levels of aggregation. Therefore, industry and stage-of-processing indexes are more appropriate than broad commodity groupings for economic analysis of general price trends.

Price Index Reference Base

Effective with publication of January 1988 data, many important PPI series (including stage-of-processing groupings and most commodity groups and individual items) were placed on a new reference base, 1982=100. From 1971 through 1987, the standard reference base for most PPI series was 1967=100. Except for rounding differences, the shift to the new reference base did not alter any changes to previously published percent changes for affected PPI series. (See "Calculating Index Changes" below.) The new reference base is not used for indexes with a base later than December 1981, nor for indexes for the net output of industries and their products.

For further information on the underlying concepts and methodology of the Producer Price Index, see chapter 14, "Producer Prices," in *BLS Handbook of Methods* (April 1997), Bulletin 2490. Reprints are available from the Bureau of Labor Statistics on request.

Calculating Index Changes

Each index measures price changes from a reference period that equals 100.0 (1982 or some later month). An increase of 5.5 percent from the reference period in the finished goods price index, for example, is shown as 105.5. This change can also be expressed in dollars as follows: "Prices received by domestic producers of a systematic sample of finished goods have risen from \$100 in 1982 to \$105.50 today." Likewise, a current index of 90.0 would indicate that prices received by producers of finished goods today are 10 percent lower than they were in 1982.

Movements of price indexes from one month to another are usually expressed as percent changes rather than as changes in index points, because index point changes are affected by the level of the index in relation to its base period, whereas percent changes are not. The following example shows the computation of index point and percent changes:

Index point changes

| | |
|----------------------------|-------|
| Finished goods price index | 107.5 |
| Less previous index | 104.0 |
| Equals index point change | 3.5 |

Index percent change

| | |
|-------------------------------|-------------|
| Index point change | 3.5 |
| Divided by the previous index | 104.0 |
| Equals | 0.034 |
| Result multiplied by 100 | 0.034 x 100 |
| Equals percent change | 3.4 |

Seasonally Adjusted and Unadjusted Data

Because price data are used for different purposes by different groups, the Bureau of Labor Statistics publishes seasonally adjusted, as well as unadjusted changes each month.

Seasonally adjusted data are preferred for analyzing general price trends in the economy, because they eliminate the effect of changes that normally occur at about the same time and in about the same magnitude every year—such as price movements resulting from normal weather patterns, regular production and marketing cycles, model changeovers, seasonal discounts, and holidays. For these reasons, seasonally adjusted data more clearly reveal underlying cyclical trends.

Unadjusted data are of primary interest to users who need information which can be related to actual dollar values of transactions. Individuals requiring this information include marketing specialists, purchasing agents, budget and cost analysts, contract specialists, and commodity traders. It is the unadjusted data that are generally cited in escalating long-term contracts, such as purchasing agreements or real estate leases. (See *Escalation and Producer Price Indexes: A Guide*

for Contracting Parties, BLS Report 807, September 1991, available on request from BLS.)

In most cases, seasonal factors used in computing seasonally adjusted indexes have, in the past, been derived using the X-11-ARIMA Seasonal Adjustment Method. However, the PPI program upgraded to X-12, beginning in 1998. Each year, the seasonal status of most commodity indexes is re-evaluated to reflect more recent price behavior.¹ For time series that exhibit seasonal pricing patterns, new seasonal factors are estimated and applied to the unadjusted data for the previous 5 years. These updated seasonally adjusted indexes replace the most recent 5 years of seasonal data.

Seasonal factors may be applied to series using either a direct or aggregative method. Generally, commodity indexes are seasonally adjusted using direct seasonal adjustment, which produces a more complete elimination of seasonal movements than the aggregative method. However, the direct seasonal adjustment process may not yield figures that possess additive consistency. Thus, a seasonally adjusted index for a broad category that is directly adjusted may not be logically consistent with all seasonally adjusted indexes for its components. Seasonal movements for stage-of-processing indexes are derived indirectly through the aggregative method that combines movements of a wide variety of subproduct class (6-digit level) series.²

Seasonally adjusted indexes can become problematic, when previously stable and predictable price patterns abruptly change. If the new pattern persists, the seasonal adjustment method will eventually reflect it adequately; if these patterns keep shifting, however, seasonally adjusted data will become chronically troublesome. This problem occurs relatively infrequently for farm and food-related products but has more often affected manufactured products, such as automobiles and steel.

Beginning in January 1988, the PPI used Intervention Analysis Seasonal Adjustment methods to enhance the calculation of seasonal factors. With this technique, outlier values that may distort the seasonal pattern are removed from the data, prior to applying the standard seasonal factor estimation procedure. For example, a possible economic cause for large price movements for petroleum-based products might have been the Persian Gulf War. In this case, intervention techniques allowed for better estimates of seasonally adjusted data. On the whole, very few series have required intervention. Out of nearly 900 seasonally adjusted series, only 16 interventions were performed in 1997.

For more information, see (1) "Appendix A: Seasonal Adjustment Methodology at BLS," in the *BLS Handbook of Methods* (April 1997), Bulletin 2490 and (2) "Summary of Changes to the PPI's Seasonal Adjustment Methodology" in the January 1995 issue of *Producer Price Indexes*.

¹ Note that most broad commodity groupings and 8-digit individual commodities, as well as industry and census product indexes are not seasonally adjusted and are, therefore, not included in this annual review.

² Tests previously conducted on the stage-of-processing indexes did not find significant residual seasonality.

Producer Price Index Data Via the Internet

The Bureau of Labor Statistics has made producer price index series and news releases available via the Internet. BLS provides Internet access through a World Wide Web (WWW) homepage and a file transfer protocol (FTP) service.

Retrieving PPI data from the BLS WWW site

Among other things, the BLS WWW site offers news releases and most PPI historical data. Enter the BLS homepage address <http://stats.bls.gov> using a WWW browser. After clicking the "Data" button on the homepage, there are five ways to retrieve PPI data.

- **Most Requested Series** is a form-based application that allows the user to quickly obtain PPI time series data by selecting from a list of the most commonly requested time series, including "all commodities" and the stage-of-processing indexes (e.g., finished goods). Within each list, any one or all of the time series shown can be selected. The user can choose date ranges and output options, prior to executing the query.

- **Selective Access** is a form-based query application designed for users unfamiliar with the PPI coding structure. It guides the user through the PPI classification system by listing index titles and does not require use of commodity or industry (SIC) codes. Data retrieved are based on a query formulated by selecting data characteristics from lists provided. The user can choose date ranges and output options prior to executing the query.

- **News Releases** contains the most current press release produced by the PPI program. The release contains text explanations of aggregate index movement provided by PPI economists. It also contains pre-formatted data including most aggregates and selected commodity indexes.

- **Series Report** is a form-based application that uses PPI time series identifiers (commodity or SIC codes) as input in extracting data, according to a specified set of date ranges and output options. This application provides the most efficient path for those users who are familiar with the format of PPI time series identifiers. Up to 300 indexes can be extracted at one time.

For PPI data, there are two basic formats to identify specific time series. For commodity codes and stage-of-processing codes, enter a "wpu" prefix (not seasonally adjusted) or a "wps" prefix (seasonally adjusted). For industry product codes, enter a "pcu" prefix and a "#" between the fourth and fifth characters of the product code. *In both cases, no spaces are required.*

Example:

| | |
|-------------------------------------|---|
| Commodity code wpusop3000 | Will provide data for: Finished goods, not seasonally adjusted |
| wps063 | Drugs and pharmaceuticals, seasonally adjusted |
| Product code pcu28__# | Will provide data for: Chemicals and allied products, not seasonally adjusted |
| pcu3711#111 | Passenger cars, not seasonally adjusted |

Note that the first product code uses two underscores as placeholders to complete the reference to a two-digit product code time series.

- **Economy at a Glance** is a table which contains current data on various economic indicators produced by BLS. The user can also view these key time series graphically.

Retrieving PPI data from the BLS FTP site

Given limitations on the amount of data users can extract from applications provided on the BLS WWW site, the FTP server is best suited for those requiring access to either a large volume of time series data or other PPI-related documentation (e.g., seasonal factor and relative importance tables). For increased efficiency, it is suggested that users download files without opening, if their Internet browser permits. Enter <ftp://ftp.bls.gov> to access the FTP site.

Data and documentation available for download include:

| | |
|---------------------------|----------------------------------|
| | Directory: |
| • SIC current series | <i>/pub/time.series/pc</i> |
| • SIC discontinued series | <i>/pub/time.series/pd</i> |
| • Commodity series | <i>/pub/time.series/wp</i> |
| • Special requests | <i>/pub/special.requests/ppi</i> |
| • Latest news release | <i>/pub/news.release/ppi.txt</i> |

The FTP site maintains files to help with searches and downloads. These files are centrally located in the */pub/doc* directory. Within this directory, go to the *overview.doc* file for an overview relating to all BLS data available through the FTP site. For *commodity-based PPI data* (which appear in tables 1, 2, 3, 6, 7, and 8 of the PPI monthly detailed report), the program help file is *wp.doc*. For *industry-based PPI data* (which appear in tables 4, 5, 9, 10, and 11 of the monthly PPI report), the file is *pc.doc*. For industry-based time series that have been discontinued, go to *pd.doc*. (These and other help files are also maintained within each of the five directories listed above.)

Additional information

The PPI homepage <http://stats.bls.gov/ppihome.htm> contains contract escalation information, an explanation of the PPI, and other documentation.

For questions or comments regarding PPI data classification, methodology, or data availability on the Internet, send e-mail to ppi-info@bls.gov or call the Section of Index Analysis and Public Information at (202) 606-7705.

