

L 2.617 991/2

PPI Detailed Report




U.S. Department of Labor
Bureau of Labor Statistics

Data for February 1999

Services



Mining



Manufacturing



U.S. DEPARTMENT OF LABOR
Alexis M. Herman, Secretary

Data for February 1999

BUREAU OF LABOR STATISTICS
Katharine G. Abraham, Commissioner

PPI Detailed Report (USPS 485-050) is a monthly report on producer price movements including text, tables, and technical notes. An annual supplement contains monthly data for the calendar year, annual averages, and information on weights.

To order this periodical for 1 year, cite *PPI Detailed Report* (WPPI) and send your check for \$34.00 (\$42.50 foreign) or provide your VISA or MasterCard number and expiration date to Superintendent of Documents, P.O. Box 371954, Pittsburgh, PA 15220-7954. Cost of the supplement only is \$29.00 domestic (\$36.25 foreign).

Subscribers will receive the next available subscription issue after their order is received. An acknowledgement card is sent to all customers after their subscription order is processed to let them know that they will receive the next available issue.

Please wait at least 6 weeks before inquiring about your order. Then write to Subscription Service Section, U.S. Government Printing Office, Stop: SSOM, Washington, DC 20402, telephone (202) 512-1800, or fax (202) 512-2168.

POSTMASTER: Send address changes to *PPI Detailed Report*, U.S. Government Printing Office, Washington, DC 20402-0001.

Material in this publication is in the public domain, and with appropriate credit, may be reproduced without permission. This information is available to sensory impaired individuals upon request. Voice phone: (202) 606-7828; TDD phone: (202) 606-5897; Federal Relay Service: 1-800-877-8339. Data on the PPI can also be accessed through the PPI homepage <http://stats.bls.gov/ppihome.htm>. Periodicals postage paid at Washington, DC and at additional mailing offices.

March 1999

ISSN 1099-2855

PPI Detailed Report

Data for February 1999

Editors

William D. Thomas

Monica Gabor

Joseph Kowal

Visual Information Specialist

Dorothy Williams

Contents



Page

Price movements, February 1999	1
Charts	
Finished goods	5
Intermediate goods	6
Crude goods	7
Tables	
Producer Price Indexes	
1. Stage of processing	8
2. Selected commodity groupings by stage of processing	9
3. Selected stage-of-processing groupings, seasonally adjusted	12
4. Net output of major industry groups	13
5. Net output of selected industries and their products	14
6. Commodity groupings and individual items	142
7. Durability of product	183
8. Special commodity groupings	184
9. Material inputs to construction industries	185
10. Net output of industry by stage of process	186
11. Net material inputs to industry stage of process and final demand	187
Technical notes	188

Scheduled Release Dates			
Producer Price Index data are scheduled for initial release on the following dates:			
<i>Index month</i>	<i>Release date</i>	<i>Index month</i>	<i>Release date</i>
March	April 9	June	July 14
April	May 13	July	August 13
May	June 11	August	September 10

Price Movements

February 1999




The Producer Price Index for Finished Goods declined 0.4 percent in February, seasonally adjusted. This decline followed increases of 0.5 percent in January and 0.4 percent in December. Prices received by producers of intermediate goods decreased 0.5 percent, following a 0.1-percent increase in the prior month. The crude goods index dropped 3.4 percent, after registering a 2.6-percent advance a month earlier. (See table A.)

Among finished goods in February, prices for finished consumer foods and finished energy goods turned down, following increases in January. The index for finished goods other than foods and energy showed no change, after posting a 0.1-percent decline in the previous month, as an upturn in the index for capital equipment was offset by a decline in prices for finished consumer goods other than foods and energy.

Before seasonal adjustment, the Producer Price Index for Finished Goods fell 0.5 percent in February to 130.9 (1982=100). Over the past 12 months, finished consumer foods prices rose 0.2 percent, the finished energy goods index dropped 7.0 percent, and prices for finished goods other than foods and energy advanced 2.2 percent. Prices received by domestic producers of intermediate goods decreased 2.7

percent for the 12 months ended in February, and the crude goods index fell 12.2 percent during the same period.

Finished goods



The finished consumer foods index declined 1.4 percent in February, following a 1.6-percent increase a month ago. Prices for dairy products fell 3.0 percent, after a 3.4-percent advance last month. The indexes for pork, eggs for fresh use, and beef and veal also turned down, after rising in the previous month. Fresh and dry vegetable prices declined faster than last month. The citrus fruit index fell 14.1 percent, following a 64.0-percent jump last month. By contrast, soft drink prices turned up 0.6 percent, following a 0.8-percent decline a month ago. The processed turkey index fell less than in the prior month. Roasted coffee prices posted no change, after falling 1.3 percent last month.

The index for finished energy goods fell 1.0 percent in February, following a 1.8-percent advance in January. Price declines for residential electric power, finished lubricants,

Table A. Monthly and annual percent changes in selected stage-of-processing price indexes, seasonally adjusted¹

Month	Finished goods					Intermediate goods	Crude goods
	Total	Foods	Energy	Except foods and energy	Change in finished goods from 12 months ago (unadj.)		
1998							
February	-0.1	0.3	-1.4	0.1	-1.5	-0.2	-1.9
March	0	-2	-2.2	.5	-1.5	-3	-1.4
April2	.4	-4	.1	-9	0	1.3
May	-.1	-.5	.4	.1	-8	-1	-6
June	-.2	-.1	-.8	-.1	-7	-3	-2.7
July2	.5	-.1	.2	-2	0	.1
August	-.3	-.3	-1.9	0	-8	-3	-4.2
September2	.2	-.4	.3	-9	-3	-1.8
October3	.4	.8	.1	-7	-2	2.5
November	-.3	-.5	-1.2	0	-7	-2	-.9
December4	0	-2.3	1.0	-1	-5	-4.0
1999							
January5	1.6	1.8	-.1	.9	.1	2.6
February	-.4	-1.4	-1.0	0	.5	-5	-3.4

¹ Some percent changes shown here and elsewhere in "Price Movements February 1999" may differ from those previously reported, because indexes for October 1998 have been recalculated to incorporate late reports and

corrections by respondents. All indexes are subject to revision 4 months after original publication.

Table B. Monthly and annual percent changes in selected price indexes for intermediate goods and crude goods, seasonally adjusted¹

Month	Intermediate goods				Crude goods			
	Foods	Energy	Except foods and energy	Change in intermediate goods from 12 months ago (unadj.)	Foods	Energy (unadj.)	Except foods and energy	Change in crude goods from 12 months ago (unadj.)
1998								
February	-0.3	-1.3	-0.1	-1.8	-0.7	-4.3	-0.2	-13.8
March	-1.3	-2.0	0	-1.8	-3	-2.9	-1.4	-7.6
April	-9	.2	0	-1.6	.3	4.5	-1.2	-7.0
May3	.2	-1	-1.5	-1.5	0	.1	-9.0
June	-6	-1.1	-1	-1.8	.4	-8.0	-4	-8.9
July4	0	-1	-1.6	-3.4	6.0	-1.5	-8.4
August	-4	-1.5	-1	-2.1	-1.1	-9.0	-2.8	-12.3
September	-9	-5	-3	-2.5	-9	-3.6	-1.2	-15.1
October	-4	1.0	-3	-2.5	3.2	5.5	-3.0	-16.6
November5	-1.2	-2	-2.9	-6	-3	-2.3	-19.0
December	-6	-3.2	-2	-3.1	-4.1	-5.2	-1.6	-17.6
1999								
January	1.1	1.8	-2	-2.4	5.1	.6	.2	-10.6
February	-2.0	-1.7	-2	-2.7	-2.8	-7.4	1.1	-12.2

¹ Some percent changes shown here and elsewhere in "Price Movements February 1999" may differ from those previously reported, because indexes for October 1998 have been recalculated to incorporate late reports and cor-


rections by respondents. All indexes are subject to revision 4 months after original publication.

residential natural gas, and home heating oil more than offset price increases for gasoline.

Capital equipment prices advanced 0.1 percent in February, following a 0.1-percent decline a month ago. The light motor truck index increased 0.4 percent, after rising 0.1 percent in January. Prices for communication and related equipment and commercial furniture also rose more than in the previous month. The construction machinery and equipment index turned up from last month. Price declines for electronic computers were slower than last month. By contrast, the civilian aircraft index showed no change, following a 0.2-percent rise in January. The indexes for printing trades machinery and paper industries machinery turned down from the prior month.

The index for finished consumer goods other than foods and energy decreased 0.1 percent in February, the same rate as in January. Falling prices for passenger cars, sanitary papers and health products, book publishing, and platinum and karat gold jewelry slightly outweighed rising prices for prescription drugs, light motor trucks, and household appliances.

Intermediate goods



The Producer Price Index for Intermediate Materials, Supplies, and Components turned down 0.5 percent in February, seasonally adjusted, after registering a 0.1-percent rise in January. The indexes for intermediate energy goods and intermediate foods and feeds also fell, following

increases a month ago. Nondurable manufacturing material prices fell more than in the prior month. By contrast, prices for materials and components for construction rose 0.2 percent,

following a 0.1-percent increase last month. The durable manufacturing materials index fell less than in the previous month. (See table B.)

Excluding foods and energy, the index for intermediate materials fell 0.2 percent in February, the same as in the previous month. February's decline in the intermediate core index represents the tenth consecutive monthly decrease. Prices for intermediate materials other than foods and energy are 1.7 percent lower than 12 months ago.

The intermediate energy goods index fell 1.7 percent in February, after posting a 1.8-percent increase in January. Jet fuel prices declined 2.7 percent, after advancing 7.5 percent in the previous month. The indexes for commercial and industrial electric power turned down, after increasing a month earlier. Prices for residual fuel fell more than a month ago. The gasoline index rose less than in January. On the other hand, the index for natural gas to electric utilities rose, after falling last month. Liquefied petroleum gas prices declined more slowly in February than in the prior month.

Intermediate foods and feeds prices turned down 2.0 percent in February, following a 1.1-percent advance in January. Pork prices fell 6.3 percent, after an 18.3-percent increase in the previous month. The indexes for beef and veal, prepared animal feeds, crude vegetable oils, and for natural, processed, and imitation cheese also turned down, following an advance in the prior month. Prices for fluid milk products rose less than a month ago. By contrast, the index for refined sugar turned up 1.4 percent, after falling 1.0 percent last month. Price increases accelerated for snack chips.


Nondurable manufacturing materials prices moved down 0.8 percent in February, after posting a 0.1-percent decline in January. The index for medicinal and botanical chemicals fell

1.6 percent, following a 2.9-percent rise in the previous month. Prices for paperboard and woodpulp also turned down, after advancing in the prior month. The inedible fats and oils index fell, after showing no change a month ago. Conversely, prices for primary basic organic chemicals turned up 1.6 percent, following a 1.4-percent decrease in the previous month. The indexes for synthetic fibers and phosphates also rose, after falling in January.

In February, the index for materials and components for construction increased 0.2 percent, following a 0.1-percent rise in January. This was the third consecutive increase for this index. Rising prices for softwood lumber, softwood plywood, gypsum products, millwork, and plastic construction products outweighed declining prices for nonferrous wire and cable, wiring devices, plumbing fixtures and brass fittings, and asphalt felts and coatings.

The durable manufacturing materials index decreased 0.5 percent in February, after registering a 0.6-percent decrease in January. February's decline was the sixth consecutive decrease, leaving the durable manufacturing materials index 5.1 percent lower than last year. In February, price declines for steel mill products, primary nonferrous metals, and aluminum mill shapes outweighed price increases for softwood plywood, building paper and board, and prepared paint.

Crude goods



The Producer Price Index for Crude Materials for Further Processing declined 3.4 percent, seasonally adjusted, after registering a 2.6-percent advance in January. Prices for crude foodstuffs and feedstuffs and crude energy materials fell, following increases in the prior month. By contrast,

the index for basic industrial materials rose more than a month ago. (See table B.)

Crude foodstuffs and feedstuffs prices dropped 2.8 percent in February, after posting a 5.1-percent gain in January. The slaughter hogs index declined 1.2 percent, following a 188.6-percent advance in the previous month. Prices for fluid milk, soybeans, and fresh and dry vegetables fell more than a month earlier. The indexes for slaughter cattle and for fresh fruits and melons rose less than last month. Prices for wheat and unprocessed finfish decreased, after increasing a month ago. On the other hand, the slaughter broilers and fryers index advanced 2.4 percent, following a 5.6-percent decline in January. Slaughter turkey prices also rose, after falling in the prior month. The corn index fell less than a month earlier.

Crude energy material prices fell 7.4 percent in February, following a 0.6-percent rise in January. The crude petroleum index dropped 13.8 percent, after registering a 16.5-percent gain last month. Coal prices also turned down, following an increase a month ago. Conversely, the index for natural gas declined 5.0 percent, after a 7.0-percent decline in the previous month.

The basic industrial materials index increased 1.1 percent in

February, after posting a 0.2-percent rise in January. Prices for gold ores advanced 3.1 percent, following a 3.3-percent decline a month ago. The wastepaper index rose more than in the prior month. Prices for aluminum base scrap, softwood logs, bolts, and timber, phosphates, and for construction sand, gravel, and crushed stone turned up, after falling a month earlier. By contrast, the iron and steel scrap index increased 2.9 percent, following a 6.2-percent gain in January. Prices for raw cotton and for hardwood logs, bolts, and timber fell more than last month.

Net output price indexes for mining, manufacturing, and other industries

Mining. The Producer Price Index for the Net Output of Total Mining Industries fell 4.5 percent in February, following a 0.5-percent decline in January. (Net output price indexes are not seasonally adjusted.) In February, prices for the oil and gas extraction industry group moved down 5.8 percent, after showing a 1.0-percent decrease in the prior month. The index for the coal mining industry group turned down 2.9 percent, after increasing 1.4 percent in January. By contrast, the index for the metal mining industry group turned up 1.6 percent, after falling 1.3 percent in the previous month. The non-metallic mining industry group index moved up 0.2 percent in February, the same rate as last month. In February, the Producer Price Index for the Net Output of Total Mining Industries stood at 62.1 (December 1984=100), 15.6 percent below its year-ago level.

Manufacturing. The Producer Price Index for the Net Output of Total Manufacturing Industries decreased 0.2 percent in February, after increasing 0.4 percent in January. The index for the petroleum refining and related products industry group declined 4.6 percent, following a 5.4-percent increase in January. The index for food and kindred products turned down, after rising as much the month before. Price increases for the printing and publishing industry group slowed to 0.2 percent in February from 0.6 percent in January. The indexes for the electrical and electronic machinery and equipment industry group and the fabricated metal products industry group fell, after rising in the prior month. By contrast, price increases accelerated from January to February for the lumber and wood products, the non-metallic mineral products, and the furniture and fixtures industry groups. In February, the Producer Price Index for the Net Output of Total Manufacturing Industries stood at 126.0 (December 1984=100), 0.1 percent below its year-ago level.

Other. Among other industries, prices decreased more in February than in January for telephone communications (except radiotelephone) and freight transportation arrangement. The index for United States Postal Service was unchanged, after increasing in the previous month. Price increases slowed from January to February for offices and clinics of doctors of medicine, property and casualty insurance, cable and other pay television services, hotels and

motels, trucking (except local), general medical and surgical hospitals, skilled and intermediate care facilities, scheduled air transportation, and advertising agencies. Prices turned down after rising a month earlier for real estate agents and managers, travel agencies, prepackaged software, deep sea foreign transportation of freight, passenger car rental (without drivers), and help supply services. Prices declined after showing no change a month earlier for truck rental and

leasing (without drivers) and railroad line-haul operations.

By contrast, the index for radio broadcasting increased 1.5 percent in February, after falling 2.3 percent in January. Prices for home health care services, crude petroleum pipelines, airports and airport services, and Mississippi River transportation turned up, after decreasing in the prior month. Price increases accelerated from January to February for life insurance carriers, architectural services, and engineering services.

Chart 1. Finished goods and its components, January 1989 through February 1999, 3-month seasonally adjusted annual rates of change

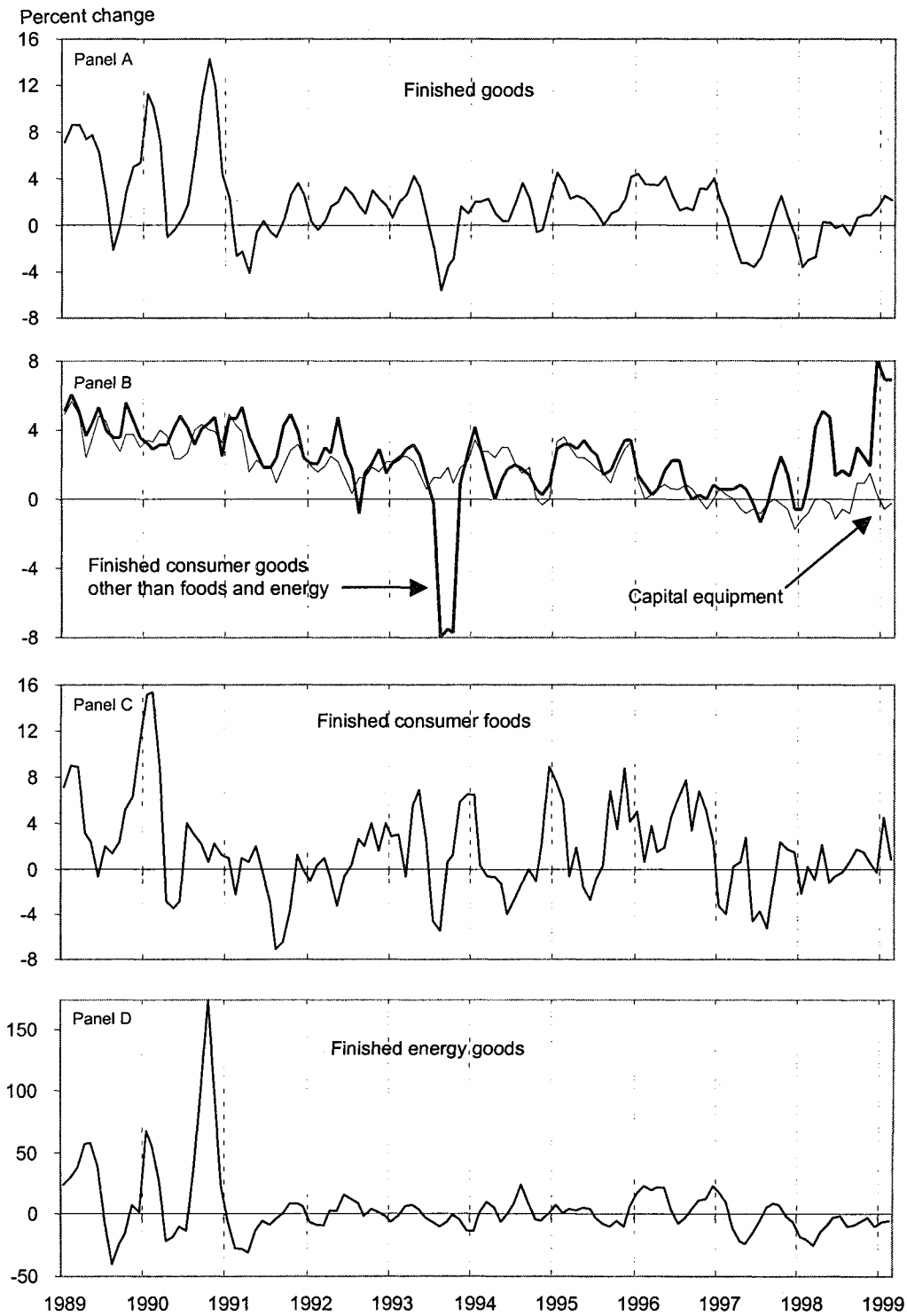


Chart 2. Intermediate goods and its components, January 1989 through February 1999, 3-month seasonally adjusted annual rates of change

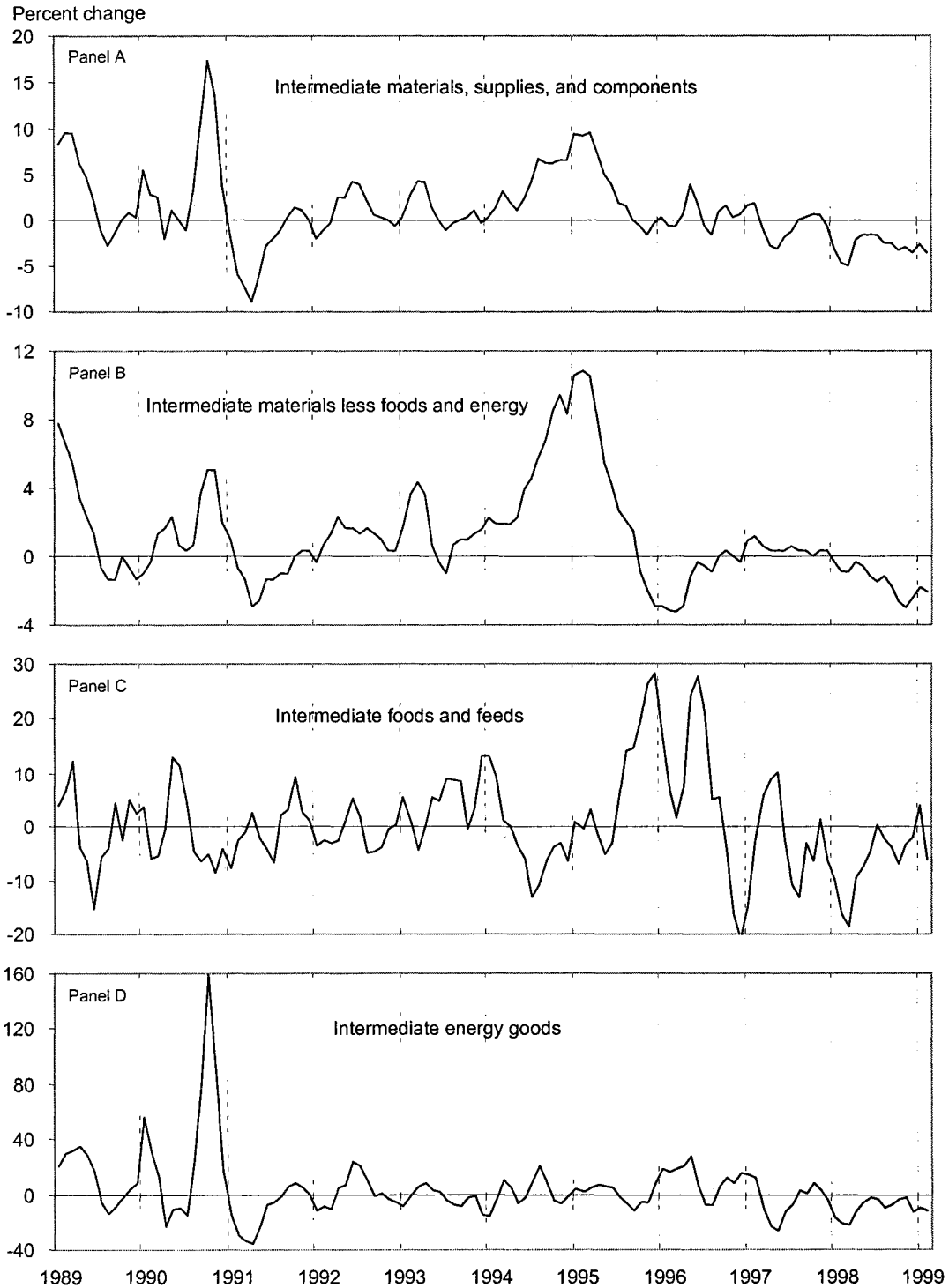


Chart 3. Crude goods for further processing and its components, January 1989 through February 1999, 3-month seasonally adjusted annual rates of change

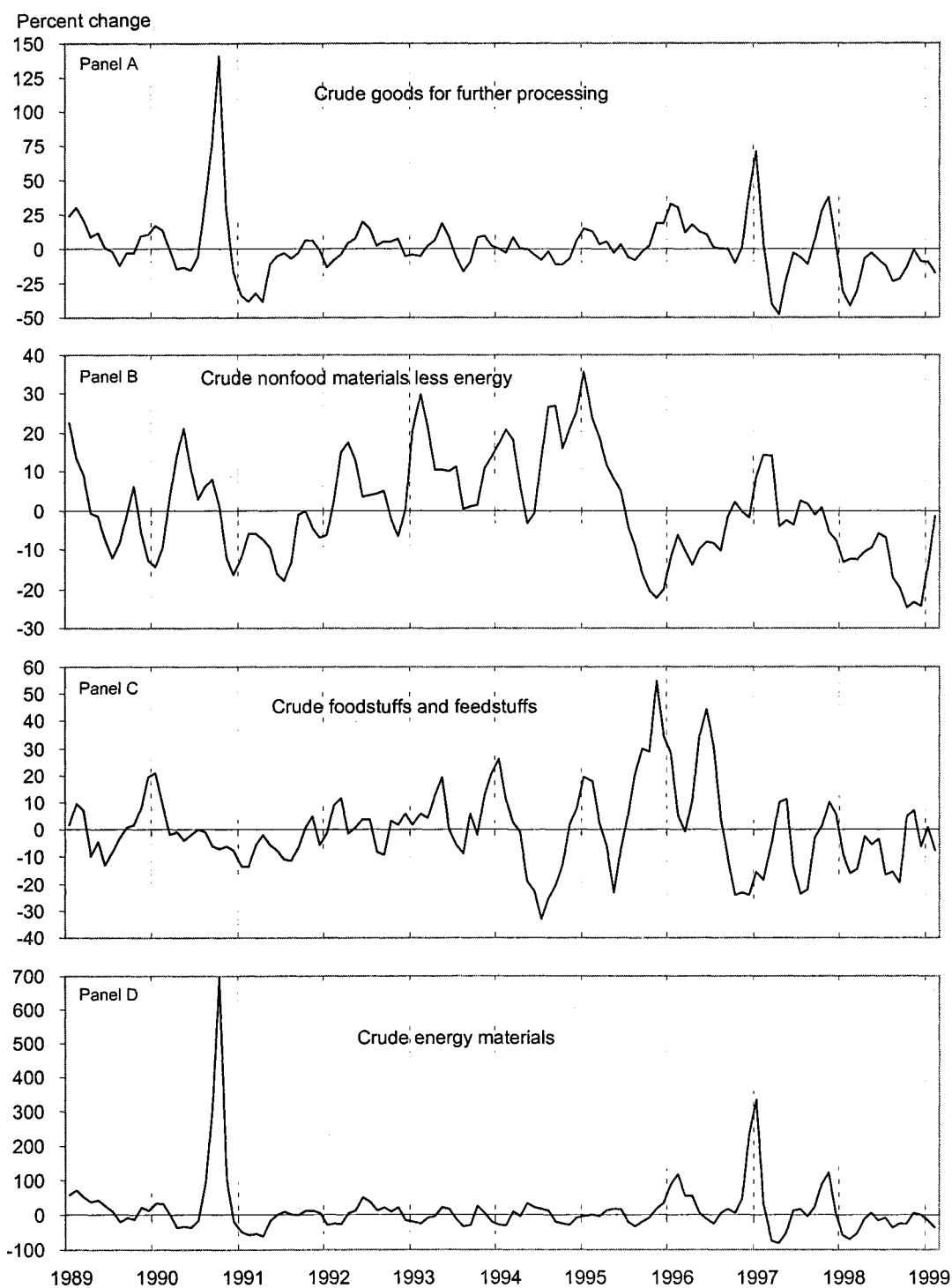


Table 1. Producer price indexes and percent changes by stage of processing

(1982=100)

Grouping	Relative importance Dec. 1998 ¹	Unadjusted index			Unadjusted percent change to Feb.1999 from :		Seasonally adjusted percent change from:		
		Oct. 1998 ²	Jan. 1999 ²	Feb. 1999 ²	Feb. 1998	Jan. 1999	Nov. to Dec.	Dec. to Jan.	Jan. to Feb.
Finished goods	100.000	131.4	131.5	130.9	0.5	-0.5	0.4	0.5	-0.4
Finished consumer goods	74.764	129.8	130.0	129.2	.8	-6	.5	.8	-6
Finished consumer foods	23.289	135.5	135.6	133.9	.2	-1.3	0	1.6	-1.4
Crude	1.693	134.7	133.4	121.9	-5.8	-8.6	2.3	7.5	-9.0
Processed	21.596	135.5	135.7	134.9	.7	-6	-1	1.2	-8
Finished consumer goods, excluding foods	51.475	127.1	127.5	127.0	1.1	-4	.8	.4	-3
Nondurable goods less foods	35.162	122.5	123.4	122.7	1.6	-6	1.2	.6	-3
Durable goods	16.313	134.4	133.4	133.4	.0	0	0	-3	-1
Capital equipment	25.236	138.1	137.7	137.9	.0	.1	0	-1	.1
Manufacturing industries	6.615	138.0	138.2	138.4	.4	.1	0	0	.1
Nonmanufacturing industries	18.621	138.1	137.5	137.6	-2	.1	0	-2	.1
Intermediate materials, supplies and components	100.000	122.3	121.2	120.5	-2.7	-6	-5	.1	-5
Materials and components for manufacturing	47.742	125.0	124.2	123.6	-2.9	-5	-3	-1	-6
Materials for food manufacturing	3.626	125.4	124.6	122.4	.7	-1.8	-9	1.3	-2.0
Materials for nondurable manufacturing	15.762	124.4	123.5	122.5	-5.1	-8	-4	-1	-8
Materials for durable manufacturing	10.444	125.9	124.1	123.6	-5.1	-4	-5	-6	-5
Components for manufacturing	17.910	125.8	125.7	125.7	-2	0	.1	-1	-1
Materials and components for construction	13.989	146.7	146.8	147.2	.5	.3	.1	.1	.2
Processed fuels and lubricants	11.868	80.8	76.9	75.4	-7.6	-2.0	-3.0	1.6	-1.4
Manufacturing industries	4.597	85.4	82.7	80.7	-5.9	-2.4	-2.0	.8	-1.9
Nonmanufacturing industries	7.271	77.9	73.5	72.1	-8.7	-1.9	-3.8	2.0	-1.2
Containers	3.880	139.5	138.7	137.8	-2.9	-6	-6	-1	-6
Supplies	22.521	134.1	134.2	133.9	-1.0	-2	0	-1	-2
Manufacturing industries	5.122	140.7	140.3	140.2	-1	-1	0	-3	-1
Nonmanufacturing industries	17.399	131.3	131.5	131.1	-1.4	-3	.1	-2	-3
Feeds	1.231	90.4	93.0	91.0	-18.1	-2.2	.1	.5	-2.2
Other supplies	16.168	136.3	136.2	136.0	.2	-1	0	-1	-1
Crude materials for further processing	100.000	94.0	90.9	87.9	-12.2	-3.3	-4.0	2.6	-3.4
Foodstuffs and feedstuffs	45.600	103.7	101.6	98.8	-6.0	-2.8	-4.1	5.1	-2.8
Nonfood materials	54.400	83.9	80.3	77.3	-16.9	-3.7	-3.8	.5	-4.0
Nonfood materials except fuel ³	29.494	80.4	75.4	73.5	-21.0	-2.5	-6.6	3.9	-2.8
Manufacturing ³	27.957	73.0	68.1	66.3	-21.7	-2.6	-7.0	4.1	-2.9
Construction	1.537	190.4	191.2	193.2	-4.7	1.0	.6	-9	.2
Crude fuel ⁴	24.906	81.9	80.6	76.3	-10.8	-5.3	-2.9	-3.7	-5.3
Manufacturing industries	2.071	80.0	77.5	74.7	-10.4	-3.6	.6	-5.4	-3.6
Nonmanufacturing industries	22.835	83.6	82.4	77.8	-10.9	-5.6	-5	-3.4	-5.6
Special groupings									
Finished goods, excluding foods	⁵ 76.711	130.1	130.2	129.9	.7	-2	.5	.2	-2
Intermediate materials less foods and feeds	⁶ 95.143	122.7	121.5	121.0	-2.5	-4	-5	.1	-4
Intermediate foods and feeds	⁶ 4.857	114.6	114.9	112.7	-4.9	-1.9	-6	1.1	-2.0
Crude materials less agricultural products ^{3 7}	⁸ 51.467	82.7	79.3	76.3	-17.2	-3.8	-3.8	.5	-4.0
Finished energy goods	⁵ 11.936	74.6	71.7	70.6	-7.0	-1.5	-2.3	1.8	-1.0
Finished goods less energy	⁵ 88.064	142.2	143.1	142.7	1.7	-3	.8	.4	-3
Finished consumer goods less energy	⁵ 62.828	143.8	145.3	144.6	2.4	-5	1.1	.6	-5
Finished goods less foods and energy	⁵ 64.775	144.7	146.0	146.0	2.2	0	1.0	-1	0
Finished consumer goods less foods and energy	⁵ 39.539	149.1	151.6	151.5	3.8	-1	1.8	-1	-1
Consumer nondurable goods less foods and energy	⁵ 23.226	160.3	165.7	165.5	6.6	-1	3.1	.2	-1
Intermediate energy goods	⁶ 11.960	80.5	76.8	75.1	-7.7	-2.2	-3.2	1.8	-1.7
Intermediate materials less energy	⁶ 88.040	131.5	131.0	130.7	-1.9	-2	-2	-2	-3
Intermediate materials less foods and energy	⁶ 83.183	132.7	132.1	131.9	-1.7	-2	-2	-2	-2
Crude energy materials ³	⁸ 32.487	65.6	62.4	57.8	-19.4	-7.4	-5.2	.6	-7.4
Crude materials less energy	⁸ 67.514	111.1	108.3	106.8	-8.6	-1.4	-3.4	3.5	-1.5
Crude nonfood materials less energy ⁴	⁸ 21.913	133.2	128.7	130.7	-13.3	1.6	-1.6	.2	1.1

¹ Comprehensive relative importance figures are initially computed after the publication of December indexes and are recalculated after final December indexes are available. The first-published and final December relative importances initially appear, respectively, in the release tables containing January and May data.

² The indexes for October 1998 have been recalculated to incorporate late reports and corrections by respondents. All indexes are subject to revision four months after original publication.

³ Includes crude petroleum.

⁴ Excludes crude petroleum.

⁵ Percent of total finished goods.

⁶ Percent of total intermediate materials.

⁷ Formerly titled "Crude materials for further processing, excluding crude foodstuffs and feedstuffs, plant and animal fibers, oilseeds, and leaf tobacco."

⁸ Percent of total crude materials.

Table 2. Producer price indexes and percent changes for selected commodity groupings by stage of processing

(1982=100 unless otherwise indicated)

Grouping	Commodity code	Unadjusted index			Unadjusted percent change to Feb. 1999 from:		Seasonally adjusted percent change from:		
		Oct. 1998 ¹	Jan. 1999 ¹	Feb. 1999 ¹	Feb. 1998	Jan. 1999	Nov. to Dec.	Dec. to Jan.	Jan. to Feb.
Finished goods		131.4	131.5	130.9	0.5	-0.5	0.4	0.5	-0.4
Finished consumer goods		129.8	130.0	129.2	.8	-.6	.5	.8	-.6
Finished consumer foods		135.5	135.6	133.9	.2	-1.3	0	1.6	-1.4
Fresh fruits and melons ²	01-11	93.1	103.6	106.3	12.8	2.6	1.4	19.6	2.6
Fresh and dry vegetables ²	01-13	148.4	124.4	95.2	-35.0	-23.5	10.8	-9.8	-23.5
Eggs for fresh use (Dec. 1991=100)	01-71-07	92.0	94.0	83.5	-2.9	-11.2	-.3	2.7	-9.7
Bakery products ²	02-11	176.3	177.4	178.1	1.6	.4	.2	.4	.4
Milled rice ²	02-13	127.8	129.6	128.5	3.0	-.8	.5	1.2	-.8
Pasta products (June 1985=100) ²	02-14-02	123.1	122.8	123.1	.8	.2	-.2	.2	.2
Beef and veal	02-21-01	96.8	101.4	99.9	-.2	-1.5	-.2	5.7	-2.4
Pork	02-21-04	91.1	90.6	86.1	-11.8	-5.0	-4.5	18.3	-6.3
Processed young chickens	02-22-03	130.7	117.5	114.6	-2.6	-2.5	-1.7	-1.9	-3.0
Processed turkeys	02-22-06	102.8	86.4	85.4	-5.1	-1.2	-1.4	-7.0	-.4
Finfish and shellfish	02-23	181.2	184.7	186.9	-3.2	1.2	-2.0	.8	1.0
Dairy products	02-3	148.3	149.0	145.1	9.0	-2.6	.6	3.4	-3.0
Processed fruits and vegetables ²	02-4	125.1	126.8	127.2	1.4	.3	.1	.1	.3
Confectionery end products ²	02-55	169.4	171.0	170.1	1.3	-.5	.1	.5	-.5
Soft drinks	02-62	135.0	135.4	136.5	1.3	.8	.3	-.8	.6
Roasted coffee ²	02-63-01	137.2	136.9	136.9	-.9	0	.7	-1.3	0
Shortening and cooking oils ²	02-78	142.7	145.5	139.7	-.5	-4.0	3.3	-1.8	-4.0
Finished consumer goods excluding foods		127.1	127.5	127.0	1.1	-.4	.8	.4	-.3
Alcoholic beverages	02-61	135.8	136.8	137.0	1.5	.1	-.1	.1	-.1
Women's apparel ²	03-81-01	123.2	122.3	122.4	.2	.1	0	.2	.1
Men's and boys' apparel	03-81-02	133.5	133.6	133.5	.5	-.1	.1	-.1	-.1
Girls', children's, and infants' apparel ²	03-81-03	121.2	121.9	121.3	-.1	-.5	-.1	.1	-.5
Textile housefurnishings ²	03-82	123.2	123.1	123.1	.4	0	0	-.1	0
Footwear	04-3	144.7	145.2	145.9	.8	.5	.1	-.1	.3
Residential electric power (Dec. 1990=100)	05-41	111.1	107.9	107.3	-1.6	-.6	-.5	.4	-.6
Residential gas (Dec. 1990=100)	05-51	113.4	116.9	115.3	1.0	-1.4	.8	1.0	-.5
Gasoline	05-71	52.5	45.8	44.8	-19.7	-2.2	-8.5	6.5	.2
Fuel oil No. 2	05-73-02-01	47.9	42.1	39.6	-26.8	-5.9	-10.8	6.4	-4.1
Pharmaceutical preps, ethical (Prescription) ²	06-35	335.8	338.0	340.8	20.6	.8	.1	1.4	.8
Pharmaceutical preps,proprietary (Over-counter) ²	06-36	184.3	185.6	185.2	.1	-.2	0	.4	-.2
Soaps and synthetic detergents ²	06-71	126.5	125.4	125.4	-.6	0	0	.2	0
Cosmetics and other toilet preparations ²	06-75	133.2	133.4	133.4	1.4	0	.3	-.4	0
Tires, tubes, tread, etc ²	07-12	94.0	93.0	92.5	-2.1	-.5	0	-1.1	-.5
Sanitary papers and health products ²	09-15-01	144.8	146.6	144.8	-.2	-1.2	.1	.8	-1.2
Newspaper circulation ²	09-31-01	202.9	204.6	204.4	1.1	-.1	0	.9	-.1
Periodical circulation	09-32-01	194.3	197.2	196.9	2.4	-.2	.1	-.4	-.2
Book publishing ²	09-33	210.2	212.9	211.7	4.5	-.6	.3	1.4	-.6
Household furniture ²	12-1	149.2	149.4	149.9	1.6	.3	.3	0	.3
Floor coverings ²	12-3	127.9	127.1	127.2	-1.1	.1	0	-.9	.1
Household appliances	12-4	109.0	108.9	109.3	.7	.4	.2	0	.5
Home electronic equipment ²	12-5	74.5	74.5	74.3	-3.4	-.3	-.1	.1	-.3
Household glassware ²	12-62	163.0	163.4	162.8	.6	-.4	.1	.2	-.4
Household flatware ²	12-64	138.3	140.0	140.0	.7	0	0	.4	0
Lawn and garden equip., ex. tractors ²	12-66	132.2	132.2	132.2	.8	0	0	0	0
Passenger cars	14-11-01	135.4	132.3	132.0	-1.2	-.2	-.2	-1.2	-.3
Toys, games, and children's vehicles	15-11	124.0	124.1	124.2	-.2	.1	-.2	.2	-.2
Sporting and athletic goods ²	15-12	126.0	126.0	126.5	.3	.4	-.1	-.2	.4
Tobacco products ²	15-2	288.0	363.0	363.0	38.6	0	26.3	-.2	0
Mobile homes ²	15-5	155.1	155.7	156.5	2.2	.5	-.3	.6	.5
Jewelry, platinum, & karat gold ²	15-94-02	128.7	128.9	127.7	-.2	-.9	.2	.2	-.9
Costume jewelry and novelties ²	15-94-04	139.8	140.2	140.0	.4	-.1	0	.3	-.1
Capital equipment		138.1	137.7	137.9	0	.1	0	-.1	.1
Agricultural machinery and equipment ²	11-1	151.2	149.9	150.0	-.1	.1	-.1	.2	.1
Construction machinery and equipment	11-2	145.2	146.2	146.5	1.1	.2	.2	-.3	.1
Metal cutting machine tools ²	11-37	160.2	160.2	160.4	.5	.1	-.1	0	.1
Metal forming machine tools ²	11-38	158.3	159.2	159.3	2.1	.1	0	.4	.1
Tools, dies, jigs, fixtures, and ind. molds ²	11-39	138.9	139.0	139.1	.3	.1	0	0	.1
Pumps, compressors, and equipment	11-41	149.3	150.7	151.1	1.8	.3	.3	.2	.3
Industrial material handling equipment ²	11-44	131.8	132.1	132.4	1.5	.2	.2	.2	.2
Electronic computers (Dec. 1990=100) ²	11-51	22.6	21.0	20.7	-23.9	-1.4	-.9	-4.5	-1.4
Textile machinery ²	11-62	153.0	152.9	154.0	.8	.7	0	.1	.7
Paper industries machinery (June 1982=100)	11-64	159.9	162.6	161.4	1.3	-.7	0	.2	-.8
Printing trades machinery ²	11-65	140.6	142.2	141.0	1.2	-.8	0	.1	-.8
Transformers and power regulators ²	11-74	131.8	131.4	131.3	1.6	-.1	-.3	.1	-.1

See footnotes at end of table.

Table 2. Producer price indexes and percent changes for selected commodity groupings by stage of processing—Continued

(1982=100 unless otherwise indicated)

Grouping	Commodity code	Unadjusted index			Unadjusted percent change to Feb. 1999 from:		Seasonally adjusted percent change from:		
		Oct. 1998 ¹	Jan. 1999 ¹	Feb. 1999 ¹	Feb. 1998	Jan. 1999	Nov. to Dec.	Dec. to Jan.	Jan. to Feb.
Capital equipment—Continued									
Communication & related equip. (Dec. 1985=100) ²	11-76	113.7	113.5	114.1	-0.6	0.5	-0.3	0.1	0.5
X-ray and electromedical equipment ²	11-79-05	105.8	106.0	105.9	-1.5	-1	-9	.1	-1
Oil field and gas field machinery	11-91	126.3	126.6	126.5	.7	-1	.2	-6	.2
Mining machinery and equipment ²	11-92	142.2	143.0	143.2	.8	.1	0	.5	.1
Office and store machines and equipment ²	11-93	112.3	111.9	112.0	-3	.1	-1	-3	.1
Commercial furniture ²	12-2	155.5	155.6	156.2	.6	.4	0	.2	.4
Light motor trucks	14-11-05	160.1	158.5	158.8	1.5	.2	.1	.1	.4
Heavy motor trucks ²	14-11-06	145.0	145.6	145.8	4.4	.1	.1	0	.1
Truck trailers ²	14-14	134.6	135.2	135.1	1.0	-1	0	-1	-1
Civilian aircraft (Dec. 1985=100)	14-21-02	150.2	150.9	151.0	.6	.1	.3	.2	0
Ships (Dec. 1985=100) ²	14-31	145.8	145.8	145.8	.2	0	0	0	0
Railroad equipment	14-4	134.5	134.9	135.3	.6	.3	-4	.7	.1
Intermediate materials, supplies, and components		122.3	121.2	120.5	-2.7	-6	-5	.1	-5
Intermediate foods and feeds		114.6	114.9	112.7	-4.9	-1.9	-6	1.1	-2.0
Flour ²	02-12-03	109.2	106.8	106.2	-4.1	-6	-3.0	-3	-6
Refined sugar ²	02-53	120.0	118.5	120.2	-3	1.4	.1	-1.0	1.4
Confectionery materials	02-54	92.7	93.4	93.0	-2.2	-4	.2	1.6	-5
Crude vegetable oils ²	02-72	124.2	123.7	112.0	-14.8	-9.5	-7.3	1.8	-9.5
Prepared animal feeds ²	02-9	99.5	101.6	99.9	-14.8	-1.7	.2	.3	-1.7
Intermediate materials less foods and feeds		122.7	121.5	121.0	-2.5	-4	-5	.1	-4
Synthetic fibers ²	03-1	107.9	104.9	105.0	-5.6	.1	.4	-2.1	.1
Processed yarns and threads ²	03-2	111.9	110.1	108.1	-4.7	-1.8	-2	-9	-1.8
Gray fabrics ²	03-3	118.7	117.8	116.8	-5.3	-8	-1	-1.0	-8
Finished fabrics	03-4	123.5	122.5	122.5	-1.1	0	.2	-3	-2
Industrial textile products ²	03-83-03	130.4	129.2	129.2	-8	0	.2	-1.3	0
Leather	04-2	178.0	172.5	173.1	-3.5	.3	-8	-2.8	0
Liquefied petroleum gas ²	05-32	52.8	50.3	49.5	-29.8	-1.6	-5.8	-3.5	-1.6
Commercial electric power	05-42	130.7	126.8	126.2	-2	-5	-2	.2	-3
Industrial electric power	05-43	130.4	127.4	126.6	-5	-6	-2	.1	-5
Commercial natural gas (Dec. 1990=100)	05-52	104.5	111.1	109.2	.7	-1.7	-1.0	.7	-1.0
Industrial natural gas (Dec. 1990=100)	05-53	100.4	105.7	101.3	-6.4	-4.2	-4.9	.6	-2.9
Natural gas to electric utilities (Dec. 1990=100)	05-54	74.9	79.2	80.9	-9.0	2.1	-3.5	-8	.8
Jet fuels	05-72-03	47.6	37.5	36.1	-30.7	-3.7	-19.9	7.5	-2.7
No. 2 Diesel fuel	05-73-03	47.3	39.7	37.0	-27.9	-6.8	-10.8	4.2	-3.3
Residual fuel ²	05-74	41.7	35.2	28.2	-40.4	-19.9	-7.2	-3.0	-19.9
Industrial chemicals ²	06-1	119.2	118.9	118.0	-4.9	-8	.2	-8	-8
Prepared paint	06-21	155.7	156.3	157.1	2.4	.5	.1	.1	.2
Paint materials ²	06-22	144.4	144.5	142.9	-5	-1.1	.7	-1	-1.1
Medicinal and botanical chemicals	06-31	135.2	141.1	138.8	2.6	-1.6	.3	2.9	-1.6
Fats and oils, inedible ²	06-4	113.8	110.5	98.9	-11.5	-10.5	-2.4	0	-10.5
Mixed fertilizers	06-51	114.3	114.0	114.0	-1.9	0	-1	-3	-5
Nitrogenates	06-52-01	101.5	95.6	96.1	-16.4	.5	-2.7	-1.9	-2
Phosphates ²	06-52-02	115.5	112.8	114.3	4.2	1.3	-1.3	-6	1.3
Other agricultural chemicals	06-53	146.8	145.9	145.5	-3.2	-3	-1	-2.7	.1
Plastic resins and materials ²	06-6	118.6	115.4	115.1	-12.9	-3	-1.0	-4	-3
Synthetic rubber ²	07-11-02	116.4	115.5	115.5	-2.6	0	-3	-2	0
Plastic construction products	07-21	125.0	124.4	124.9	-1.7	.4	.2	.2	.3
Unsupported plastic film, sheet, & other shapes ²	07-22	126.7	126.1	124.9	-3.8	-1.0	0	-3	-1.0
Plastic parts and components for manufacturing ²	07-26	117.1	117.1	117.2	-1	.1	.2	0	.1
Softwood lumber ²	08-11	171.9	181.3	186.8	-3.2	3.0	2.8	4.1	3.0
Hardwood lumber	08-12	177.6	176.3	175.0	-2.7	-7	-3	-3	-1.0
Millwork ²	08-2	171.7	171.6	171.9	.6	.2	.1	0	.2
Plywood ²	08-3	156.7	161.8	168.9	10.2	4.4	-2	.1	4.4
Woodpulp ²	09-11	116.9	116.1	113.0	-11.6	-2.7	-8	3.3	-2.7
Paper	09-13	143.5	142.3	141.1	-4.5	-8	-1.2	-6	-6
Paperboard	09-14	146.9	142.8	141.7	-9.2	-8	-1.6	.6	-8
Paper boxes and containers ²	09-15-03	153.1	151.0	150.2	-3.7	-5	-9	-1	-5
Building paper and board ²	09-2	134.6	130.9	131.9	2.6	.8	-8	.3	.8
Commercial printing (June 1982=100) ²	09-37	152.9	152.0	152.1	.7	.1	-1	-5	.1
Foundry and forge shop products	10-15	134.9	135.2	135.0	.1	-1	.1	-1	-3
Steel mill products ²	10-17	111.8	107.9	106.6	-8.0	-1.2	-1.1	-1.5	-1.2
Primary nonferrous metals ²	10-22	102.6	99.6	96.1	-15.6	-3.5	-1.8	.8	-3.5
Aluminum mill shapes ²	10-25-01	139.0	136.0	134.5	-8.1	-1.1	-9	-8	-1.1
Copper and brass mill shapes ²	10-25-02	148.8	146.2	145.3	-8.9	-6	-1.7	-7	-6
Nonferrous wire and cable ²	10-26	140.2	136.0	134.7	-5.1	-1.0	-1.2	-2	-1.0
Metal containers ²	10-3	107.1	108.6	107.0	-2.0	-1.5	0	0	-1.5
Hardware	10-4	147.2	147.7	147.2	0	-3	.1	.1	-3
Plumbing fixtures and brass fittings	10-5	174.4	175.2	174.0	-9	-7	.1	.5	-1.5
Heating equipment	10-6	153.5	153.5	153.4	.1	-1	.1	-3	-1

See footnotes at end of table.

Table 2. Producer price indexes and percent changes for selected commodity groupings by stage of processing—Continued

(1982=100 unless otherwise indicated)

Grouping	Commodity code	Unadjusted index			Unadjusted percent change to Feb. 1999 from:		Seasonally adjusted percent change from:		
		Oct. 1998 ¹	Jan. 1999 ¹	Feb. 1999 ¹	Feb. 1998	Jan. 1999	Nov. to Dec.	Dec. to Jan.	Jan. to Feb.
Intermediate materials less foods and feeds—Continued									
Fabricated structural metal products	10-7	143.2	142.8	142.6	0.8	-0.1	0.1	-0.3	-0.1
Fabricated ferrous wire products (June 1982=100) ²	10-88	130.5	130.7	130.6	.9	-1	-2	.3	-1
Other misc. metal products ²	10-89	125.7	126.0	125.8	-5	-2	0	-1	-2
Mechanical power transmission equipment	11-45	158.4	159.7	160.3	2.0	.4	.2	-2	.3
Air conditioning and refrigeration equipment	11-48	135.7	136.0	136.1	2.3	.1	.1	-1	-1
Metal valves, ex.fluid power (Dec. 1982=100) ²	11-49-02	158.6	159.7	159.9	3.1	.1	.3	.4	.1
Ball and roller bearings	11-49-05	165.7	166.2	166.3	1.0	.1	.1	-6	.1
Wiring devices	11-71	152.5	153.1	152.1	-1.4	-7	.1	.4	-1.0
Motors, generators, motor generator sets	11-73	146.1	146.3	146.3	.4	0	-4	.1	0
Switchgear, switchboard, etc., equipment	11-75	149.0	149.9	150.0	1.8	.1	.1	0	.1
Electronic components and accessories ²	11-78	99.4	99.2	98.9	-1.8	-3	-1	-3	-3
Internal combustion engines	11-94	141.0	142.1	143.1	2.1	.7	0	.7	.6
Machine shop products ²	11-95	136.8	136.8	136.8	.8	0	0	.1	0
Flat glass ²	13-11	106.9	104.4	104.4	-2.7	0	0	-2.3	0
Cement	13-22	147.8	148.8	149.0	5.7	.1	.5	.5	.1
Concrete products	13-3	141.3	142.1	142.6	3.8	.4	.2	.4	.3
Asphalt felts and coatings ²	13-6	100.5	100.1	98.6	.1	-1.5	.1	-1	-1.5
Gypsum products ²	13-7	184.2	185.8	191.2	11.0	2.9	-1.5	1.1	2.9
Glass containers ²	13-8	126.0	126.6	125.8	-1	-6	0	.5	-6
Motor vehicle parts ²	14-12	114.6	113.7	113.7	-1.0	0	-1	-4	0
Aircraft engines & engine parts (Dec. 1985=100)	14-23	138.0	138.6	139.6	2.4	.7	1.4	-9	.9
Aircraft parts & aux.equip.,nec (June 1985=100) ²	14-25	144.6	143.8	143.5	1.1	-2	.1	.3	-2
Photographic supplies ²	15-42	129.0	129.0	125.1	-2.0	-3.0	0	0	-3.0
Medical/surgical/personal aid devices	15-6	143.9	143.8	143.7	.1	-1	.1	-2	-3
Crude materials for further processing		94.0	90.9	87.9	-12.2	-3.3	-4.0	2.6	-3.4
Crude foodstuffs and feedstuffs		103.7	101.6	98.8	-6.0	-2.8	-4.1	5.1	-2.8
Wheat ²	01-21	85.7	86.7	89.0	-13.4	-4.3	-4.4	.9	-4.3
Corn	01-22-02-05	80.5	83.7	84.5	-20.8	1.0	.1	-3.6	-1.3
Slaughter cattle ²	01-31	89.7	91.5	93.1	1.4	1.7	-6.0	6.8	1.7
Slaughter hogs	01-32	46.8	44.6	46.4	-20.7	4.0	-46.5	188.6	-1.2
Slaughter broilers/fryers	01-41-02	171.6	140.2	136.0	9.1	-3.0	-2.9	-5.6	2.4
Slaughter turkeys	01-42	135.5	96.3	97.0	9.6	.7	-2.6	-3.5	1.1
Fluid milk	01-6	127.7	130.4	117.2	9.8	-10.1	2.8	-8	-8.3
Soybeans ²	01-83-01-31	92.2	91.8	84.0	-28.1	-8.5	-3.4	-1.0	-8.5
Cane sugar,raw ²	02-52-01-01	115.8	119.0	118.7	2.0	-3	1.2	.9	-3
Crude nonfood materials		83.9	80.3	77.3	-16.9	-3.7	-3.8	.5	-4.0
Raw cotton	01-51-01-01	114.0	94.4	91.7	-15.1	-2.9	-11.9	-4.3	-5.1
Leaf tobacco ²	01-92-01-01	109.6	112.4	112.6	-3	.2	5.8	-2	.2
Cattle hides ²	04-11	142.6	143.7	142.9	-7.6	-6	9.7	.3	-6
Coal ²	05-1	92.8	94.7	90.2	-4.6	-4.8	-1.7	2.8	-4.8
Natural gas ²	05-31	77.6	74.7	71.0	-13.3	-5.0	.5	-7.0	-5.0
Crude petroleum ²	05-61	35.2	30.4	26.2	-39.4	-13.8	-20.2	16.5	-13.8
Logs, timber, etc.	08-5	201.0	200.7	202.1	-6.6	.7	.2	-1.2	-5
Wastepaper ²	09-12	132.8	123.2	139.6	-15.1	13.3	-8.2	5.8	13.3
Iron ore ²	10-11	95.6	94.9	94.9	-3	0	.1	-8	0
Iron and steel scrap ²	10-12	129.1	126.1	129.8	-32.9	2.9	.7	6.2	2.9
Nonferrous metal ores (Dec. 1983=100) ²	10-21	63.8	60.3	61.5	-9.4	2.0	-4.8	-1.3	2.0
Copper base scrap ²	10-23-01	111.2	94.8	90.6	-26.5	-4.4	-8.5	-5.7	-4.4
Aluminum base scrap	10-23-02	145.8	142.9	146.1	-20.9	2.2	-3.3	-2.7	.6
Construction sand, gravel, and crushed stone	13-21	153.7	154.2	154.9	2.7	.5	.4	-4	.6

¹ The indexes for October 1998 have been recalculated to incorporate late reports and corrections by respondents. All indexes are subject to revision 4 months after original publication.

² Not seasonally adjusted.

³ Not available.

Table 3. Producer price indexes for selected stage-of-processing groupings, seasonally adjusted

(1982=100)

Year and month	Index									
	Finished goods	Finished consumer foods	Finished consumer goods excluding foods	Capital equipment	Intermediate materials	Intermediate foods and feeds	Intermediate materials excluding foods	Crude materials	Crude foodstuffs and feedstuffs	Crude nonfood materials
1995:										
January	126.9	128.3	122.9	135.5	122.8	112.3	123.3	102.1	103.6	97.2
February	127.2	128.6	123.2	135.7	123.7	112.1	124.3	102.9	105.3	97.4
March	127.3	128.5	123.4	135.9	124.3	112.6	124.9	102.0	103.1	97.4
April	127.7	128.9	123.7	136.3	125.0	111.9	125.6	103.3	102.0	100.1
May	127.9	128.1	124.3	136.5	125.2	110.6	126.0	102.2	98.6	100.5
June	127.8	127.6	124.4	136.6	125.5	111.7	126.2	102.8	101.2	99.9
July	128.0	128.6	124.1	136.9	125.6	113.4	126.3	101.6	103.3	96.7
August	127.9	128.2	124.1	137.0	125.7	114.3	126.2	100.0	103.4	94.0
September	128.1	129.7	123.9	136.9	125.5	115.6	126.0	102.3	108.0	94.8
October	128.4	129.7	124.2	137.6	125.4	118.6	125.8	102.2	110.0	93.3
November	128.6	130.9	124.0	138.0	125.2	121.2	125.4	104.5	115.3	93.6
December	129.4	131.0	125.2	138.0	125.4	123.0	125.5	106.8	116.3	96.6
1996:										
January	129.8	131.3	125.9	138.0	125.5	123.5	125.6	109.7	117.0	100.8
February	129.7	131.1	125.8	138.0	125.0	123.4	125.1	111.6	116.8	104.1
March	130.5	132.2	126.8	138.1	125.2	123.5	125.3	109.8	116.1	101.7
April	130.9	131.8	127.7	138.2	125.7	125.7	125.7	114.3	120.0	106.3
May	131.0	131.7	127.9	138.3	126.2	130.3	126.0	115.0	125.8	103.6
June	131.3	133.7	127.5	138.3	125.8	131.3	125.5	112.5	127.3	98.6
July	131.3	133.8	127.4	138.4	125.5	131.8	125.2	114.6	128.4	101.3
August	131.5	134.2	127.7	138.6	125.7	131.9	125.3	115.1	127.1	102.9
September	131.7	134.8	127.9	138.5	126.1	133.1	125.8	112.5	123.8	101.0
October	132.3	136.0	128.4	138.4	126.0	130.4	125.7	111.5	119.7	102.1
November	132.5	135.9	128.8	138.4	125.8	126.1	125.8	115.5	118.9	109.0
December	133.0	135.6	129.8	138.5	126.3	125.6	126.3	122.5	115.5	122.7
1997:										
January	133.0	134.9	130.0	138.6	126.5	125.3	126.6	127.4	114.8	131.0
February	132.7	134.5	129.7	138.5	126.4	125.2	126.5	116.8	113.0	115.0
March	132.5	135.7	128.9	138.5	126.0	127.4	126.0	107.5	114.2	99.1
April	131.9	135.1	128.0	138.4	125.6	128.0	125.5	108.0	117.6	97.7
May	131.6	135.4	127.3	138.2	125.4	128.3	125.3	109.8	116.0	101.6
June	131.3	134.1	127.4	138.3	125.4	126.5	125.4	106.6	110.2	100.4
July	131.0	133.8	127.1	138.1	125.2	124.4	125.3	106.2	109.8	100.0
August	131.3	133.6	127.7	138.1	125.4	123.8	125.5	106.5	109.0	101.0
September	131.7	133.8	128.4	138.3	125.5	125.5	125.5	108.1	109.4	103.3
October	131.8	134.6	128.3	138.0	125.4	122.3	125.6	112.8	110.1	110.6
November	131.5	134.2	128.0	137.9	125.6	124.2	125.7	115.4	111.6	113.7
December	131.4	134.3	127.7	137.7	125.3	123.4	125.4	108.7	110.8	103.4
1998:										
January	130.6	133.9	126.5	137.6	124.4	119.2	124.7	102.6	107.5	95.5
February	130.5	134.3	126.2	137.6	124.1	118.8	124.4	100.7	106.8	92.9
March	130.5	134.0	126.2	137.7	123.7	117.2	124.1	99.3	106.5	90.8
April	130.7	134.6	126.4	137.6	123.7	116.2	124.1	100.6	106.8	92.7
May	130.6	133.9	126.6	137.5	123.6	116.5	124.0	100.0	105.2	92.7
June	130.4	133.8	126.3	137.3	123.2	115.8	123.6	97.3	105.6	88.1
July	130.7	134.5	126.5	137.4	123.2	116.3	123.6	97.4	102.0	90.7
August	130.3	134.1	126.1	137.2	122.8	115.8	123.2	93.3	100.9	84.8
September	130.6	134.4	126.2	137.6	122.4	114.7	122.9	91.6	100.0	82.6
October	131.0	135.0	126.7	137.7	122.2	114.2	122.7	93.9	103.2	84.1
November	130.6	134.3	126.3	137.7	121.9	114.8	122.3	93.1	102.6	83.2
December	131.1	134.3	127.3	137.7	121.3	114.1	121.7	89.4	98.4	80.0
1999:										
January	131.8	136.5	127.8	137.5	121.4	115.3	121.8	91.7	103.4	80.4
February	131.3	134.6	127.4	137.6	120.8	113.0	121.3	86.6	100.5	77.2

NOTE: All seasonally adjusted indexes are subject to change up to 5 years after original publication due to the recalculation of seasonal factors each January. The indexes for

October 1998 have been recalculated to incorporate late reports and corrections by respondents.

Table 4. Producer price indexes for the net output of major industry groups, not seasonally adjusted

Industry ¹	Industry code	Index base	Index			Percent change to Feb. 1999 from —	
			Oct. 1998 ²	Jan. 1999 ²	Feb. 1999 ²	Feb. 1998	Jan. 1999
Total mining Industries		12/84	67.9	65.0	62.1	-15.6	-4.5
Metal mining	10	12/84	71.0	68.0	69.1	-6.9	1.6
Coal mining	12	12/85	88.8	89.7	87.1	-3.4	-2.9
Oil and gas extraction	13	12/85	64.6	60.8	57.3	-20.4	-5.8
Mining and quarrying of non-metallic minerals, except fuels	14	12/84	132.9	132.9	133.1	1.6	.2
Total manufacturing Industries		12/84	126.4	126.3	126.0	-.1	-.2
Food and kindred products	20	12/84	126.6	126.7	125.9	-.1	-.6
Tobacco manufactures	21	12/84	247.7	316.0	315.9	41.2	0
Textile mill products	22	12/84	117.8	117.1	116.8	-2.1	-.3
Apparel and other finished products made from fabrics and similar materials	23	12/84	125.3	125.1	125.1	.6	0
Lumber and wood products, except furniture	24	12/84	155.3	156.7	158.3	.1	1.0
Furniture and fixtures	25	12/84	140.1	140.2	140.6	.9	.3
Paper and allied products	26	12/84	134.6	133.5	132.8	-3.6	-.5
Printing, publishing, and allied industries	27	12/84	174.9	175.9	176.3	1.9	.2
Chemicals and allied products	28	12/84	148.3	148.1	148.1	.7	0
Petroleum refining and related products	29	12/84	65.5	58.8	56.1	-20.0	-4.6
Rubber and miscellaneous plastic products	30	12/84	121.6	121.6	121.2	-1.1	-.3
Leather and leather products	31	12/84	137.1	136.1	136.6	-.6	.4
Stone, clay, glass, and concrete products	32	12/84	130.4	130.5	131.1	2.6	.5
Primary metal industries	33	12/84	119.1	116.3	115.4	-6.2	-.8
Fabricated metal products, except machinery and transportation equipment	34	12/84	128.7	128.9	128.8	.3	-.1
Machinery, except electrical	35	12/84	117.4	117.4	117.5	-.4	.1
Electrical and electronic machinery, equipment, and supplies	36	12/84	110.0	109.9	109.8	-.7	-.1
Transportation equipment	37	12/84	135.4	134.7	134.6	.4	-.1
Measuring and controlling instruments; photographic, medical, optical goods; watches, clocks ..	38	12/84	125.8	126.0	126.0	.1	0
Miscellaneous manufacturing industries	39	12/85	129.8	130.1	130.1	.4	0
Services Industries							
Railroad transportation	40	12/96	101.7	101.4	101.0	-.8	-.4
Motor freight transportation and warehousing	42	06/93	112.6	113.2	113.4	2.5	.2
United states postal service	43	06/89	132.3	135.4	135.4	2.3	0
Water transportation	44	12/92	108.4	106.0	105.0	2.2	-.9
Transportation by air	45	12/92	125.4	127.6	128.6	4.0	.8
Pipe lines, except natural gas	46	12/86	99.2	96.9	98.2	-1.1	1.3
Health services	80	12/94	108.3	108.9	109.2	2.0	.3
Legal services	81	12/96	106.5	107.2	107.6	1.9	.4

¹ Indexes in this table are derived from the net-output-weight industry price indexes shown in table 5. Because of differences in coverage and aggregation methodology, they will generally not match the movements of similarly-titled indexes which are derived from

traditional commodity grouping shown in table 6.

² Data for October 1998 have been recalculated to incorporate late reports corrections by respondents. All indexes are subject to revision 4 months after original publication.

Table 5. Producer price indexes for the net output of selected industries and their products, not seasonally adjusted

Industry and product ¹	Industry code	Product code	Index base	index			Percent change to Feb. 1999 from —	
				Oct. 1998 ²	Jan. 1999 ²	Feb. 1999 ²	Feb. 1998	Jan. 1999
Total mining industries			12/84	67.9	65.0	62.1	-15.6	-4.5
Metal mining	10		12/84	71.0	68.0	69.1	-6.9	1.6
Iron ores	101		12/84	93.0	93.0	93.0	0	0
Iron ores	1011		12/84	94.7	94.0	94.0	-2	0
Primary products		1011-P	12/84	96.9	96.2	96.2	-3	0
Iron ores		1011-8	12/97	100.5	99.7	99.7	-3	0
Copper ores	102		06/88	68.7	62.6	63.8	-18.0	1.9
Copper ores	1021		06/88	68.7	62.6	63.8	-18.0	1.9
Primary products		1021-P	06/88	69.4	63.1	64.4	-17.6	2.1
Copper concentrates, copper precipitates, and crude copper ores		1021-3	06/88	69.4	63.1	64.4	-17.6	2.1
Secondary products and miscellaneous receipts		1021-SM						
Secondary products		1021-S	06/88	60.3	57.1	(³)	(³)	(³)
Lead and zinc ores	103		12/85	98.4	97.6	94.0	-15.7	-3.7
Lead and zinc ores	1031		12/85	98.4	97.6	94.0	-15.7	-3.7
Primary products		1031-P	12/85	98.4	97.6	94.0	-15.7	-3.7
Lead and zinc concentrates		1031-2	12/85	98.4	97.6	94.0	-15.7	-3.7
Zinc concentrates		1031-215	12/85	97.3	97.0	(³)	(³)	(³)
Gold and silver ores	104		12/84	61.0	58.5	60.3	-3.2	3.1
Gold ores	1041		06/85	90.2	86.2	88.9	-3.1	3.1
Primary products		1041-P	06/85	90.2	86.2	88.9	-3.1	3.1
Gold mill bullion, including dore		1041-4	06/85	93.1	88.9	91.7	-3.2	3.1
Metal Mining Services	108		12/85	122.1	120.7	121.3	-1.1	.5
Metal mining services	1081		12/85	122.1	120.7	121.3	-1.1	.5
Primary products		1081-P	12/85	123.1	121.7	122.4	-1.1	.6
Prospect and test drilling		1081-803	12/85	124.8	120.2	122.3	-3.6	1.7
Other metal mining services		1081-809	12/91	119.3	119.3	(³)	(³)	(³)
Miscellaneous metal ores	109		12/85	27.1	27.0	26.4	-7.0	-2.2
Metal ores, n.e.c.	1099		12/85	88.0	87.6	84.6	-9.8	-3.4
Primary products		1099-P	12/85	86.6	86.2	83.3	-9.8	-3.4
Metal ores, n.e.c.		1099-1	12/85	86.6	86.2	83.3	-9.8	-3.4
Other crude ores and concentrates, such as antimony, rare-earth metals, beryllium, and tin		1099-103	12/85	127.2	128.4	123.6	-6.8	-3.7
Coal mining	12		12/85	88.8	89.7	87.1	-3.4	-2.9
Bituminous coal and lignite	121		12/83	94.2	95.2	92.4	-3.5	-2.9
Bituminous coal and lignite	1211		12/81	92.3	93.2	90.4	-3.6	-3.0
Primary products		1211-P	12/81	94.6	95.6	92.8	-3.5	-2.9
Prepared		1211-A	12/81	91.9	90.9	90.8	-2.8	-1
Steam electric utilities		1211-2	12/81	98.9	97.6	97.6	-2.8	0
North Appalachia		1211-211	12/81	99.1	99.4	97.8	-1.6	-1.6
Spot		1211-2118	12/81	90.5	89.8	89.1	-3.8	-8
Underground mine		1211-21181	12/86	102.7	98.9	98.0	-4.9	-9
Surface mine		1211-21182	12/86	91.0	92.7	92.0	-2.7	-8
Contract		1211-2119	12/81	100.4	100.9	99.1	-1.2	-1.8
Underground mine		1211-21191	12/86	85.6	86.7	82.8	-2.4	-4.5
Surface mine		1211-21192	12/86	109.8	109.8	109.9	-4	.1
South Appalachia		1211-212	12/81	86.4	87.0	86.4	-1.3	-7
Spot		1211-2128	05/82	86.8	87.7	87.8	1.5	.1
Underground mine		1211-21281	12/86	93.5	95.9	96.3	-3.2	.4
Contract		1211-2129	12/81	85.8	86.3	85.5	-2.1	-9
Underground mine		1211-21291	12/86	89.9	91.7	89.8	-3.1	-2.1
Surface mine		1211-21292	12/86	80.9	80.6	80.5	-1.3	-1
Midwest		1211-213	12/81	94.2	89.3	88.0	-6.9	-1.5
Contract		1211-2139	12/81	94.4	89.5	88.2	-7.1	-1.5
Underground mine		1211-21391	12/86	82.5	72.6	72.4	-13.8	-3
Surface mine		1211-21392	12/86	85.4	86.5	84.6	-1	-2.2
West		1211-214	12/81	117.0	115.5	117.6	-2.0	1.8
Spot		1211-2148	12/86	81.9	81.9	78.5	13.3	-4.2
Surface mine		1211-21482	12/86	68.8	68.4	70.8	.4	3.5
Contract		1211-2149	12/81	117.2	115.6	118.3	-3.2	2.3
Underground mine		1211-21491	12/86	92.6	92.6	92.6	-3	0
Surface mine		1211-21492	12/86	98.8	96.3	100.5	-5.5	4.4
Metallurgical/coke producer		1211-3	12/81	73.6	(³)	(³)	(³)	(³)
All other industrial		1211-4	12/81	80.4	80.7	80.5	1.0	-2

See footnotes at end of table.

**Table 5. Producer price indexes for the net output of selected industries and their products, not seasonally adjusted
—Continued**

Industry and product ¹	Industry code	Product code	Index base	Index			Percent change to Feb. 1999 from —	
				Oct. 1998 ²	Jan. 1999 ²	Feb. 1999 ²	Feb. 1998	Jan. 1999
Bituminous coal and lignite—Continued								
North Appalachia		1211-411	12/81	89.3	89.3	89.3	1.4	0
Contract		1211-4119	12/81	92.1	92.1	92.1	1.5	0
South Appalachia		1211-412	12/81	76.3	76.0	75.8	-9	-3
Midwest		1211-413	12/81	82.3	(³)	82.1	.4	(³)
Contract		1211-4139	12/81	75.1	(³)	74.8	.5	(³)
West		1211-414	05/84	86.5	89.0	88.4	5.5	-7
Contract		1211-4149	05/84	86.2	88.6	88.0	5.4	-7
Residential and commercial		1211-5	12/86	91.2	(³)	91.0	-2	(³)
Export		1211-6	04/82	64.7	64.6	64.6	-4.4	0
Unprepared		1211-1	12/81	91.9	90.6	92.1	.3	1.7
For preparation at other establishments		1211-101	12/81	102.0	101.4	101.3	-.4	-1
For use without preparation		1211-102	12/81	80.6	78.1	81.9	1.9	4.9
Intracompany shipments		1211-8	12/86	102.7	112.2	96.7	-8.5	-13.8
Anthracite mining	123		12/93	99.0	99.0	99.0	-.3	0
Anthracite mining	1231		12/79	160.1	160.1	160.1	-.4	0
Primary products		1231-P	12/79	159.2	159.2	159.2	-.4	0
Prepared anthracite shipped		1231-2	12/79	159.8	159.8	159.8	-.5	0
Mechanically cleaned by wet-washing, pneumatic, or other methods ...		1231-207	12/93	98.3	98.3	98.3	-.4	0
Coal Mining Services	124		06/91	100.6	100.6	100.6	.1	0
Coal Mining Services	1241		06/85	108.1	108.1	108.1	0	0
Primary services		1241-P	06/85	108.4	108.4	108.4	0	0
Exploration and development work		1241-1	06/85	106.9	106.9	106.9	.2	0
Drilling		1241-12	06/85	103.8	103.8	103.8	.7	0
Other coal mining services		1241-3						
Oil and gas extraction	13		12/85	64.6	60.8	57.3	-20.4	-5.8
Crude petroleum, natural gas, and natural gas liquids	133		06/96	80.8	75.3	70.0	-23.5	-7.0
Crude petroleum, natural gas and natural gas liquids	1331		06/96	80.8	75.3	70.0	-23.5	-7.0
Primary products		1331-P	06/96	80.4	74.9	69.6	-23.8	-7.1
Crude petroleum and natural gas		1331-A	06/84	55.8	51.8	47.8	-22.9	-7.7
Crude petroleum		1331-A1	06/84	38.4	33.1	28.5	-39.4	-13.9
Natural gas		1331-A2	06/84	72.9	70.2	66.7	-13.3	-5.0
Short term contract (30 days or less)		1331-A22	06/96	97.8	101.2	90.2	-10.2	-10.9
Medium term contract (over 30 days to 18 months)		1331-A23	06/96	88.6	82.2	88.1	-14.8	7.2
Long term contract (over 18 months)		1331-A24	06/96	103.7	93.0	90.6	-15.9	-2.6
Natural gas liquids		1331-C	06/84	55.2	52.5	51.7	-22.8	-1.5
Natural gasoline and isopentane		1331-C13	06/84	55.1	49.9	50.0	-29.0	.2
Propane		1331-C14	06/84	58.9	53.7	55.8	-28.3	3.9
Butane and isobutane		1331-C15	06/84	43.5	41.6	39.1	-36.0	-6.0
Ethane, gas mixtures & other natural gas liquids		1331-C17	06/96	71.9	72.6	69.5	-30.9	-4.3
Secondary products and miscellaneous receipts		1331-SM						
Miscellaneous receipts		1331-M	09/85	126.4	132.1	124.9	2.0	-5.5
Oil and gas field services	138		12/85	123.6	121.4	121.1	-4.1	-2
Drilling oil and gas wells	1381		12/85	149.1	144.4	143.4	-9.6	-7
Primary products		1381-P	12/85	148.7	143.9	143.0	-9.6	-6
Offshore drilling		1381-7	12/85	251.3	236.5	232.5	-20.4	-1.7
Drilling oil, gas, dry, and service wells		1381-701	12/85	258.4	250.2	245.1	-15.4	-2.0
Reworking wells		1381-704	12/92	195.3	156.5	156.5	-47.7	0
Onshore drilling		1381-9	12/85	116.9	115.3	115.2	-1.3	-1
Drilling oil, gas, dry, and service wells		1381-901	12/85	120.5	119.1	119.1	-.9	0
Oil and gas exploration services	1382		12/85	115.9	115.3	115.0	6.9	-3
Primary products		1382-P	12/85	113.9	113.3	113.0	6.9	-3
Geophysical exploration		1382-801	12/85	116.0	115.3	115.0	7.9	-3
Land		1382-80101	12/85	135.0	134.1	133.7	9.0	-3
Marine		1382-80102	12/85	65.4	65.4	65.4	2.0	0
Oil and gas field services, n.e.c.	1389		12/85	113.1	112.0	112.1	-1.6	.1
Primary products		1389-P	12/85	112.6	111.3	111.4	-1.8	.1
Offshore field services, n.e.c.		1389-7	12/85	145.7	145.7	(³)	(³)	(³)
Onshore field services, n.e.c.		1389-9	12/85	109.1	107.8	107.9	-1.9	.1
Running, cutting, and pulling casing, tubes and rods		1389-914	12/85	116.8	116.8	116.8	0	0
Other oil and gas field services		1389-936	12/85	111.8	111.1	111.4	-.2	.3
Secondary products and miscellaneous receipts		1389-SM						
Miscellaneous receipts		1389-M	11/94	120.7	120.7	120.7	0	0
Secondary products		1389-S	12/85	109.4	109.4	109.4	0	0
Mining and quarrying of non-metallic minerals, except fuels	14		12/84	132.9	132.9	133.1	1.6	.2
Dimension Stone	141		06/85	142.8	143.5	143.5	2.1	0

See footnotes at end of table.

**Table 5. Producer price indexes for the net output of selected industries and their products, not seasonally adjusted
—Continued**

Industry and product ¹	Industry code	Product code	Index base	Index			Percent change to Feb. 1999 from —	
				Oct. 1998 ²	Jan. 1999 ²	Feb. 1999 ²	Feb. 1998	Jan. 1999
Dimension stone	1411		06/85	142.8	143.5	143.5	2.1	0.0
Primary products		1411-P	06/85	142.5	143.4	143.4	2.4	0
Rough dimension limestone		1411-101	06/85	190.3	192.4	192.4	7.2	0
Rough dimension granite		1411-501	06/85	129.9	129.9	129.9	0	0
Other rough dimension stone		1411-901	06/85	125.4	127.8	127.8	3.6	0
Secondary products and miscellaneous receipts		1411-SM						
Secondary products		1411-S	06/89	136.2	136.2	136.2	-8	0
Crushed and broken stone, including riprap	142		12/84	139.3	139.6	140.3	2.0	.5
Crushed and broken limestone	1422		12/83	138.0	138.0	138.9	1.6	.7
Primary products		1422-P	12/83	138.9	138.9	139.8	1.6	.6
North Central region		1422-1	06/89	124.4	125.1	125.8	2.9	.6
East North Central division		1422-112	12/83	139.4	139.7	140.6	2.5	.6
West North Central division		1422-113	12/83	155.1	156.8	157.6	3.7	.5
Other regions		1422-2	12/83	137.6	137.2	138.1	.8	.7
South region		1422-21	06/89	115.5	115.0	116.0	.7	.9
South Atlantic division		1422-211	06/89	113.3	113.4	113.8	.9	.4
East South Central division		1422-212	06/89	116.5	117.0	116.4	-3.0	-5
West South Central division		1422-213	06/89	123.1	119.8	124.6	6.0	4.0
Northeast region		1422-22	06/89	115.6	115.5	116.0	1.8	.4
West region		1422-23	06/89	110.8	110.8	110.8	.1	0
Secondary products and miscellaneous receipts		1422-SM						
Secondary products		1422-S	12/83	123.1	122.7	122.7	1.5	0
Crushed and broken granite, n.e.c.	1423		12/83	167.1	167.8	168.1	3.4	.2
Primary products		1423-P	12/83	167.6	168.2	168.6	3.4	.2
Granite and related rocks		1423-111						
South Atlantic region		1423-11101	12/83	181.4	182.1	182.9	4.9	.4
Other regions		1423-11102	12/83	124.7	125.2	124.8	-1	-3
Secondary products and miscellaneous receipts		1423-SM						
Secondary products		1423-S	12/83	142.6	(³)	142.6	1.0	(³)
Crushed and broken stone, n.e.c.	1429		12/83	147.9	149.4	150.1	2.2	.5
Primary products		1429-P	12/83	148.0	149.4	150.2	1.9	.5
Traprock		1429-11111	12/83	138.1	140.6	141.4	2.9	.6
Sandstone		1429-11112	12/83	147.1	147.1	147.1	-1.3	0
Marble		1429-11113	12/83	157.6	157.6	157.6	-3	0
Other, (slate, volcanic rock, etc.)		1429-11114	12/83	177.9	178.0	179.7	2.9	1.0
Secondary products and miscellaneous receipts		1429-SM						
Secondary products		1429-S	12/83	144.9	146.8	146.8	7.2	0
Sand and gravel	144		12/84	153.9	154.5	155.0	4.0	.3
Construction sand and gravel	1442		06/82	165.2	165.5	166.1	4.3	.4
Primary products		1442-P	06/82	165.9	166.5	167.2	4.5	.4
Construction sand		1442-3	06/82	168.9	168.8	170.9	4.6	.6
Northeastern Region		1442-3A	06/82	156.9	156.9	157.1	1.8	.1
North Central Region		1442-3B	06/82	157.4	158.0	158.3	5.0	.2
Southern Region		1442-3C	06/82	171.0	172.5	172.3	3.7	-1
Western Region		1442-3D	06/82	183.9	184.9	187.6	5.5	1.5
Mountain		1442-3E	06/82	119.2	119.2	119.2	2.3	0
Pacific		1442-3F	06/82	203.8	205.7	210.7	7.7	2.4
Construction gravel		1442-5	06/82	163.6	164.0	164.2	4.5	.1
Northeastern Region		1442-5A	06/82	158.9	158.9	159.3	2.8	.3
North Central Region		1442-5B	06/82	157.3	157.5	157.5	3.6	0
Southern Region		1442-5C	06/82	156.0	155.9	156.0	2.4	.1
Western Region		1442-5D	06/82	166.9	167.7	168.1	6.5	.2
Mountain		1442-5E	06/82	188.5	188.5	189.3	6.9	.4
Pacific		1442-5F	06/82	152.3	153.9	153.8	5.8	-1
Secondary products and miscellaneous receipts		1442-SM						
Miscellaneous receipts		1442-M	06/82	186.1	186.2	186.2	2.8	0
Contract work and other miscellaneous receipts		1442-XY9	06/82	164.6	164.7	164.8	.1	.1
Resales		1442-Z89	12/96	108.0	(³)	(³)	(³)	(³)
Secondary products		1442-S	06/82	134.8	131.7	131.8	1.2	.1
Industrial sand	1446		06/82	142.6	144.4	144.3	2.0	-1
Primary products		1446-P	06/82	142.3	144.1	144.0	2.0	-1
Glass sand		1446-1	06/82	139.7	141.6	141.4	1.4	-1
Molding sand		1446-5	06/82	161.9	165.8	166.1	5.1	.2
Other industrial sand, n.e.c.		1446-9	06/82	131.3	132.1	131.9	1.2	-2
Secondary products and miscellaneous receipts		1446-SM						
Secondary products		1446-S	06/82	155.8	156.6	158.0	1.4	.9
Clay, ceramic, and refractory minerals	145		12/84	117.6	116.2	116.2	-1.5	0
Kaolin and ball clay	1455		06/84	115.8	113.4	113.3	-2.9	-1
Primary products		1455-P	06/84	115.9	113.3	113.2	-3.2	-1
Crude kaolin and ball clay		1455-1	06/84	122.0	(³)	(³)	(³)	(³)

See footnotes at end of table.

**Table 5. Producer price indexes for the net output of selected industries and their products, not seasonally adjusted
—Continued**

Industry and product ¹	Industry code	Product code	Index base	Index			Percent change to Feb. 1999 from —	
				Oct. 1998 ²	Jan. 1999 ²	Feb. 1999 ²	Feb. 1998	Jan. 1999
Kaolin and ball clay—Continued								
Prepared kaolin and ball clay		1455-2	06/84	115.9	112.9	112.9	-3.5	0
Secondary products and miscellaneous receipts		1455-SM						
Secondary products		1455-S	08/84	114.5	116.4	116.4	2.5	0
Clay and related minerals, n. e. c	1459		06/84	133.6	133.5	133.5	.2	.0
Primary products		1459-P	06/84	133.2	133.2	133.2	.3	0
Bentonite		1459-1	06/84	103.3	103.3	103.3	0	0
Fire clay		1459-2	12/84	109.7	109.7	109.7	.5	0
Common clay and shale		1459-7	06/84	135.5	135.6	135.5	1.7	-1
Other clay and related minerals		1459-9	06/84	135.6	135.6	135.6	0	0
Secondary products and miscellaneous receipts		1459-SM						
Secondary products		1459-S	06/84	150.8	148.8	149.0	-1.2	.1
Chemical and fertilizer mineral mining	147		12/84	110.2	109.7	109.1	-.8	-.5
Potash, soda, and borate minerals	1474		12/84	119.2	117.0	115.4	-2.6	-1.4
Primary products		1474-P	12/84	119.1	116.7	115.1	-2.7	-1.4
Processed or refined potassium salts		1474-2	12/84	140.1	139.3	141.3	6.2	1.4
Natural sodium carbonates and sulfates		1474-3	12/84	110.7	108.2	104.5	-6.9	-3.4
Secondary products and miscellaneous receipts		1474-SM						
Chemical and fertilizer mineral mining, n.e.c.	1479		12/89	93.5	95.7	96.3	2.1	.6
Primary products		1479-P	12/89	91.0	93.2	93.9	2.3	.8
Barite		1479-1	12/84	84.9	84.9	85.1	.2	.2
Rock salt		1479-3	12/84	154.2	158.5	158.9	.3	1.2
Chemical and fertilizer mineral mining, n.e.c.		1479-9	12/89	110.7	110.7	110.7	-3.6	0
Secondary products and miscellaneous receipts		1479-SM						
Secondary products		1479-S	06/97	100.0	101.3	100.0	0	-1.3
Non-metallic minerals (except fuels) services	148		06/85	104.6	105.0	105.0	-.1	0
Non-metallic minerals (except fuels) services	1481		06/85	104.6	105.0	105.0	0	0
Primary products		1481-P	06/85	104.2	104.5	104.5	-.1	0
Drilling		1481-803	06/85	114.1	115.6	115.6	1.3	0
Other drilling including blasting		1481-80302	06/85	110.2	110.4	110.4	.2	0
Open-pit or quarry mining for others		1481-804	12/94	110.0	110.0	110.0	-1.1	0
Other non-metallic minerals (except fuels) services		1481-809	12/92	112.1	(⁹)	112.1	2.4	(⁹)
Miscellaneous Nonmetallic Minerals, except Fuels	149		12/84	147.5	147.6	147.7	1.7	.1
Miscellaneous nonmetallic minerals	1499		06/85	137.5	137.6	137.7	1.7	.1
Primary products		1499-P	06/85	138.2	138.3	138.4	1.8	.1
Mica		1499-1	06/91	106.8	108.8	108.8	1.9	0
Peat		1499-5	06/85	116.4	117.1	117.1	1.1	0
Talc, soapstone, and pyrophyllite		1499-8	07/91	124.4	124.4	124.7	5.2	.2
Processed		1499-822	07/91	124.4	124.4	124.7	5.2	.2
Other nonmetallic minerals		1499-9	06/91	116.9	116.8	116.8	2.1	0
Shell, crushed or broken		1499-907	06/91	113.8	113.8	113.8	0	0
Other nonmetallic minerals n.e.c.		1499-998	06/85	144.8	144.7	144.6	2.6	-1
Secondary products and miscellaneous receipts		1499-SM						
Secondary products		1499-S	06/85	121.1	122.2	122.2	.9	0
Total manufacturing industries			12/84	126.4	126.3	126.0	-.1	-.2
Food and kindred products	20		12/84	126.6	126.7	125.9	-.1	-.6
Meat products	201		12/84	107.9	106.6	104.9	-3.4	-1.6
Meat packing plants	2011		12/80	97.6	100.5	97.6	-4.3	-2.9
Primary products		2011-P	12/80	96.7	100.0	97.1	-4.5	-2.9
Miscellaneous byproducts of meat packing plants		2011-C	12/80	111.8	115.1	110.0	-12.7	-4.4
Killing floor offal, scrap, bones, etc.		2011-C55	12/95	96.9	102.3	102.3	-8.1	0
Beef, not canned or made into sausage		2011-1	12/80	93.2	97.7	96.1	-.2	-1.6
Whole carcass beef		2011-112	12/80	96.1	114.3	109.1	-3.1	-4.5
Other USDA graded and ungraded beef carcasses		2011-11205	12/88	92.2	104.9	103.7	(⁹)	-1.1
Subprimal and fabricated cuts packaged in plastics (boxed beef)		2011-116	12/95	98.1	97.5	97.1	2.9	-.4
Boneless beef, including hamburger		2011-131	12/80	64.8	68.1	67.3	1.1	-1.2
Variety meats (edible organs)		2011-151	12/80	56.8	58.2	53.2	-32.8	-8.6
Veal, not canned or made into sausage		2011-2	01/89	97.1	99.5	107.0	3.8	7.5
Primal, subprimal, and fabricated cuts, and boneless veal		2011-217	01/89	97.1	99.5	107.0	3.8	7.5
Pork, fresh and frozen, not canned or made into sausage		2011-4	12/80	86.7	89.9	81.6	-15.7	-9.2
Whole carcass pork		2011-412	12/88	59.6	(⁹)	63.9	-34.2	(⁹)
Primal and fabricated cuts (including trimmings)		2011-417	12/80	85.6	89.0	80.2	-14.4	-9.9
Pork, processed or cured incl. frozen, not canned or made into sausage		2011-6	12/80	112.2	108.3	108.6	-4.1	.3
Hams and picnics, except canned		2011-631	12/80	105.8	104.3	101.7	-6.0	-2.5
Sliced bacon		2011-641	12/80	130.1	120.6	126.8	-.2	5.1
Other smoked pork		2011-652	12/88	95.2	95.9	96.8	-.7	.9
Sausage and similar products (not canned)		2011-7	12/80	117.6	115.8	116.2	-4.4	.3

See footnotes at end of table.

**Table 5. Producer price indexes for the net output of selected industries and their products, not seasonally adjusted
—Continued**

Industry and product ¹	Industry code	Product code	Index base	Index			Percent change to Feb. 1999 from —	
				Oct. 1998 ²	Jan. 1999 ²	Feb. 1999 ²	Feb. 1998	Jan. 1999
Meat packing plants—Continued								
Fresh sausage (pork sausage, breakfast links, etc.)		2011-711	12/80	136.4	135.9	134.9	-6.5	-0.7
Frankfurters, including wieners		2011-721	12/80	113.5	114.0	114.5	.3	.4
Other sausage, smoked or cooked (bologna, liverwurst, Polish sausage, etc.)		2011-735	12/80	109.5	104.1	103.6	-5.7	-5
Hides, skins, and pelts		2011-9	12/80	124.3	125.3	124.5	-7.8	-6
Cattle hides, including kip		2011-914	12/95	80.4	80.9	80.4	-7.9	-6
Other hides, skins, and pelts, except kip		2011-997	12/80	77.2	78.9	75.1	-20.6	-4.8
Secondary products and miscellaneous receipts		2011-SM						
Secondary products		2011-S	12/80	83.9	81.1	71.5	-21.8	-11.8
Sausage and other prepared meats								
Primary products	2013	2013-P	12/82	111.6	110.1	111.3	-2.8	1.1
Other processed, frozen, or cooked meats, including collagen sausage casings		2013-B	12/82	107.5	106.1	107.4	-2.8	1.2
Frozen ground meat patties		2013-B11	12/82	106.3	108.2	110.9	-1.4	2.5
Frozen portion control, other than ground meat patties		2013-B13	12/88	79.7	83.9	87.8	-5	4.6
Other processed, frozen, or cooked meats, corned beef, frozen primal cuts, etc.		2013-B19	12/88	108.3	107.9	108.0	-1.6	.1
Pork, processed or cured, incl. frozen, not canned or made into sausage		2013-6	12/82	103.4	104.5	106.9	-1.8	2.3
Hams and picnics, except canned		2013-631	12/82	89.2	83.4	84.9	-5.8	1.8
Sliced bacon		2013-641	12/82	95.0	89.9	90.2	-6.9	.3
Boiled ham, barbecued pork, and other cooked pork, exc. canned meats and sausages		2013-661	12/82	83.7	75.1	79.1	-8	5.3
Sausage and similar products (not canned)		2013-7	12/82	92.3	88.6	87.9	-7.8	-8
Fresh sausage (pork sausage, breakfast links, etc.)		2013-711	12/82	118.9	118.2	118.4	-2.1	.2
Dry and semidry sausage (salami, cervelat, pepperoni, summer sausage, etc.)		2013-717	12/82	117.3	113.9	116.4	-6.0	2.2
Frankfurters, including wieners		2013-721	12/82	117.7	117.2	115.9	-5.1	-1.1
Other sausage, smoked or cooked (bologna, liverwurst, Polish sausage, etc.)		2013-735	12/82	121.0	121.6	121.2	-.1	-.3
Jellied goods and similar preps., not canned (meat loaves, chili con carne, etc.)		2013-791	12/88	117.5	117.0	117.1	-.6	.1
Canned meats (except dog, cat, and baby food) containing 20% meat or more		2013-8	12/82	132.8	(⁹)	132.8	-.4	(⁹)
Secondary products and miscellaneous receipts		2013-SM						
Miscellaneous receipts		2013-M	12/82	116.4	115.4	115.7	-1.0	.3
Resales		2013-Z89	12/82	136.3	137.4	136.9	-1.6	-.4
Secondary products		2013-S	12/82	135.5	136.6	136.1	-1.7	-.4
			12/82	134.6	127.0	127.2	-6.2	.2
Poultry slaughtering and processing								
Primary products	2015	2015-P	12/81	131.1	121.1	119.0	-2.5	-1.7
Young chickens		2015-1	12/81	132.1	121.6	119.4	-2.5	-1.8
Broiler/fryers		2015-13	12/81	140.4	126.2	123.1	-2.5	-2.5
Bulk wet-ice-pack broiler/fryers		2015-133	12/90	129.3	116.1	113.1	-2.7	-2.6
Bulk dry-ice-pack broiler/fryers		2015-134	12/81	148.9	130.0	125.4	-5.6	-3.5
Consumer-packaged chilled-tray-pack broiler/fryers		2015-136	12/81	136.1	129.9	124.0	-1.7	-4.5
Other broiler/fryers (including frozen)		2015-139	12/81	124.9	112.8	112.8	5.1	0
Roasters and capons (including frozen)		2015-141	12/81	134.1	123.9	120.4	-6.0	-2.8
Hens and/or fowl		2015-2	12/81	120.7	122.2	123.4	-1.0	1.0
Turkeys		2015-3	12/81	147.0	140.8	147.8	-6.8	5.0
Whole turkeys		2015-329	12/81	112.5	94.5	93.4	-5.1	-1.2
Turkey parts		2015-398	12/81	119.4	104.0	103.3	5.9	-.7
Other poultry and small game (including frozen, whole or parts)		2015-4	12/81	120.8	97.4	95.7	-15.8	-1.7
Processed poultry and small game (except soups)		2015-5	12/90	101.8	103.2	102.2	(⁹)	-1.0
Turkey, cooked or smoked (including frozen), not canned		2015-521	12/81	128.3	129.7	129.3	-.7	-.3
Chicken, cooked or smoked (including frozen), not canned		2015-523	12/81	134.4	130.8	130.3	-2.1	-.4
All other processed poultry and small game, including canned (except soups)		2015-597	12/81	117.2	120.8	119.9	-.4	-.7
Liquid, dried, and frozen eggs		2015-9	12/97	99.8	100.8	101.1	-.4	.3
Secondary products and miscellaneous receipts		2015-SM	12/81	95.2	94.7	92.0	-3.4	-2.9
Miscellaneous receipts		2015-M	12/81	116.4	116.8	116.6	1.1	-.2
Resales		2015-Z89	12/97	100.0	100.3	100.2	1.1	-.1
Secondary products		2015-S	12/81	104.4	105.7	103.2	-17.3	-2.4
Dairy products								
Creamery butter	202		12/84	142.1	142.3	138.6	7.9	-2.6
Primary products	2021	2021-P	06/84	146.9	103.8	97.1	-1.2	-6.5
Creamery butter		2021-1	06/84	145.2	94.3	86.5	-5.8	-8.3
Bulk butter (over 3 pounds)		2021-113	06/84	145.2	94.3	86.5	-5.8	-8.3
Consumer butter (3 pounds or less)		2021-115	06/84	130.2	85.5	78.8	-6.4	-7.8
Secondary products and miscellaneous receipts		2021-SM	06/84	166.8	107.2	97.7	-5.2	-8.9
Secondary products		2021-S	06/84	122.2	121.3	120.6	15.9	-.6
Dry, condensed, and evaporated milk		2023-S	06/84	89.8	113.4	112.2	19.1	-1.1
Natural and processed cheese								
Primary products	2022	2022-P	06/81	134.8	136.1	126.3	4.6	-7.2
			06/81	139.3	142.2	130.8	5.0	-8.0

See footnotes at end of table.

Table 5. Producer price indexes for the net output of selected industries and their products, not seasonally adjusted—Continued

Industry and product ¹	Industry code	Product code	Index base	index			Percent change to Feb. 1999 from —	
				Oct. 1998 ²	Jan. 1999 ²	Feb. 1999 ²	Feb. 1998	Jan. 1999
Natural and processed cheese—Continued								
Natural cheese, except cottage cheese		2022-3	06/81	137.1	139.9	124.4	4.4	-11.1
American-type cheese		2022-302	06/81	134.1	136.2	115.7	1.2	-15.1
Cheddar cheese		2022-30201	06/81	135.0	136.8	118.3	2.7	-13.5
Other American-type cheese		2022-30211	06/81	132.5	135.7	104.6	-6.9	-22.9
Italian-type cheese		2022-303	06/81	140.4	144.4	131.8	6.3	-8.7
Mozzarella cheese		2022-30301	06/81	142.4	146.9	132.5	6.8	-9.8
Other Italian-type cheese		2022-30311	06/81	134.4	137.1	129.8	4.9	-5.3
Swiss cheese		2022-305	06/81	150.4	157.5	157.1	10.8	-3
Cream and Neufchatel cheese		2022-307	06/81	151.0	147.9	142.2	9.6	-3.9
Other natural cheese, except cottage		2022-311	06/81	144.2	149.1	139.7	8.4	-6.3
Processed cheese and related products		2022-4	06/81	141.4	144.8	141.4	6.8	-2.3
Processed cheese		2022-411	06/81	137.8	141.9	139.5	7.8	-1.7
Cheese food		2022-413	06/81	150.7	156.7	153.4	5.8	-2.1
Cheese spread		2022-415	06/81	150.2	150.5	140.9	4.8	-6.4
Secondary products and miscellaneous receipts		2022-SM						
Miscellaneous receipts		2022-M	06/81	148.3	159.6	111.8	-8.0	-29.9
Resales		2022-Z89	06/81	149.0	160.2	111.5	-8.5	-30.4
Secondary products		2022-S	06/81	102.3	94.6	93.0	3.6	-1.7
Other secondary products		2022-SS	06/81	146.7	146.1	145.5	5.9	-4
Dry, condensed, and evaporated milk		2023-S	06/81	94.8	82.1	83.2	-5.5	1.3
Fluid milk		2026-S	06/81	120.0	106.1	100.5	5.8	-5.3
Dry, condensed, and evaporated milk products								
Primary products	2023	2023-P	12/83	154.5	150.4	146.2	2.7	-2.8
Dry milk products, except substitutes		2023-5	12/83	153.7	156.1	156.1	2.2	0
Dry milk products, except substitutes, shipped in consumer-type packages (3 lbs. or less)		2023-5A	12/83	138.6	135.9	135.4	-1.1	-4
Dry milk products, except substitutes, shipped in bulk (more than 3 lbs.)		2023-5B	06/92	108.0	108.0	109.7	1.6	1.6
Dry whole milk (food grade) shipped in bulk (more than 3 lbs.)		2023-542	06/92	98.7	95.5	93.9	-2.9	-1.7
Modified dry whey products (food grade) shipped in bulk (more than 3 lbs.)		2023-547	12/83	106.9	108.0	106.5	3.2	-1.4
Other food grade dry milk products shipped in bulk (more than 3 lbs.)		2023-547	12/83	120.5	120.5	(³)	(³)	(³)
Feed grade dry milk products shipped in bulk (more than 3 lbs.)		2023-549	12/83	140.4	132.8	135.7	-1.4	2.2
Canned milk products (consumer-type cans), except substitutes		2023-551	12/83	170.9	157.6	147.2	-8.3	-6.6
Evaporated milk, consumer-type cans		2023-6	12/83	189.0	189.8	189.2	.1	-3
Concentrated milk products, shipped in bulk, except substitutes		2023-612	12/83	130.2	131.0	130.6	.3	-3
All other food grade concentrated milk products, shipped in bulk		2023-7	12/83	129.1	156.3	156.5	18.8	.1
Dairy product substitutes		2023-719	12/83	128.9	156.2	156.3	18.9	.1
Other dry dairy substitutes including whipped topping, etc.		2023-9	06/92	115.4	115.5	116.5	2.1	.9
Secondary products and miscellaneous receipts		2023-928	06/92	104.7	(³)	(³)	(³)	(³)
Miscellaneous receipts		2023-SM						
Resales		2023-M	12/83	125.2	126.3	127.3	3.0	.8
Secondary products		2023-Z89	12/83	123.7	124.8	125.8	3.0	.8
Creamery butter		2023-S	12/83	155.4	130.8	113.2	5.3	-13.5
Other secondary products		2021-S	12/83	172.5	111.3	89.1	-3.0	-19.9
Fluid milk		2023-SS	12/83	189.1	(³)	147.0	(³)	(³)
		2026-S	12/83	132.3	123.1	124.5	20.8	1.1
Ice cream and frozen desserts								
Primary products	2024	2024-P	06/83	151.2	151.4	151.1	10.6	-2
Ice cream and frozen desserts		2024-1	06/83	153.3	153.2	152.8	11.5	-3
Conventional ice cream or custard and reduced fat ice cream (ice milk)		2024-1A	12/98	(³)	99.6	99.3	(³)	-3
Bulk ice cream or custard with conventional fat content (3 gallons or more)		2024-114	06/83	159.1	157.6	157.9	5.6	.2
Consumer-size ice cream and custard (16 oz. to less than 3 gallons)		2024-115	06/83	160.7	159.8	159.1	21.0	-4
Superpremium and premium		2024-11502	06/92	120.2	121.7	121.9	9.8	.2
Regular and economy		2024-11503	06/92	147.6	144.9	143.4	27.9	-1.0
Novelty forms of ice cream & custard (conventional fat content)		2024-117	06/92	110.7	110.6	110.1	3.4	-5
Reduced fat/nonfat ice cream (ice milk); all forms (bulk, consumer, or novelty)		2024-119	12/98	(³)	99.9	99.6	(³)	-3
Frozen dairy and nondairy desserts other than ice cream or ice milk ..		2024-1B	12/98	(³)	100.5	100.3	(³)	-2
Frozen yogurt; including nonfat		2024-121	06/92	114.6	119.6	119.0	5.7	-5
Other frozen desserts; e.g., tofu, mellowine, sherbets, sorbets, ices, & pops		2024-123	12/98	(³)	100.0	100.0	(³)	0
Secondary products and miscellaneous receipts		2024-SM						
Miscellaneous receipts		2024-M	06/83	144.5	144.5	144.5	4.9	0
Secondary products		2024-S	06/83	131.8	137.0	137.6	7.6	.4
Secondary products		2024-SS	06/83	122.5	(³)	(³)	(³)	(³)
Fluid milk								
Primary products	2026	2026-P	12/82	148.2	153.5	155.1	12.5	1.0
Bulk fluid milk and cream		2026-1	12/82	146.0	152.1	154.4	14.1	1.5
Packaged fluid milk and related products		2026-2	12/91	154.4	138.3	134.8	20.8	-2.5
Fluid whole milk, packaged (including U.H.T.)		2026-2	12/82	144.5	155.8	159.5	14.7	2.4
Lowfat milk, 0.5-2.0% butterfat, packaged (including U.H.T.)		2026-212	12/82	138.4	147.5	150.4	11.8	2.0
		2026-223	12/82	150.2	166.1	171.7	16.2	3.4

See footnotes at end of table.

Table 5. Producer price indexes for the net output of selected industries and their products, not seasonally adjusted—Continued

Industry and product ¹	Industry code	Product code	Index base	Index			Percent change to Feb. 1999 from —	
				Oct. 1999 ²	Jan. 1999 ²	Feb. 1999 ²	Feb. 1999	Jan. 1999
Fluid milk—Continued								
Skim milk, packaged (including U.H.T.)		2026-225	12/82	145.0	168.2	175.9	14.8	4.6
Creams, half-and-half, and dairy-based whipped toppings		2026-299	06/98	127.3	121.2	117.9	(³)	-2.7
Cottage cheese (including farmers' cheese, pot cheese, and bakers' cheese)		2026-3	12/82	167.0	183.9	190.8	16.1	3.8
Yogurt, except frozen		2026-5	12/82	128.2	129.8	130.2	-2	.3
Perishable dairy product substitutes		2026-7	12/91	105.2	106.4	99.3	-11.5	-6.7
Other milk products, n.e.c.		2026-8	12/91	115.0	121.1	124.2	9.2	2.6
Secondary products and miscellaneous receipts		2026-SM						
Miscellaneous receipts		2026-M	12/82	157.6	164.8	168.8	8.2	2.4
Resales		2026-Z89	12/82	157.6	164.8	168.8	8.2	2.4
Secondary products		2026-S	12/82	129.2	127.6	123.2	5.1	-3.4
Canned and preserved fruits and vegetables	203		12/84	129.9	131.1	131.3	1.1	.2
Canned specialties	2032		12/82	165.3	166.6	166.9	1.2	.2
Primary products		2032-P	12/82	172.6	174.6	174.6	1.3	0
Canned baby foods, except cereal and biscuits		2032-1	12/82	199.8	(³)	(³)	(³)	(³)
Vegetables		2032-131	12/82	217.7	(³)	(³)	(³)	(³)
Canned soups, except frozen or seafood		2032-2	12/82	217.5	218.4	218.4	1.7	0
Canned dry beans including baked		2032-3	12/82	121.5	121.7	121.7	.6	0
Beans with pork		2032-37	06/91	97.8	97.8	97.8	0	0
Beans with pork (7.1 to 18.0 ounces)		2032-373	12/82	126.7	126.7	126.7	0	0
Beans with sauce, vegetarian style		2032-38	06/91	101.6	101.6	101.6	.2	0
Beans with sauce, vegetarian style (other sizes)		2032-384	06/91	104.3	104.3	104.3	.3	0
Other canned dry beans, including chile con carne with less than 20% meat		2032-39	06/91	99.5	99.8	99.8	1.2	0
Other canned dry beans, 13.1 to 18 ounces		2032-392	12/82	104.6	104.6	104.6	0	0
Other canned beans, all other sizes		2032-393	12/82	128.9	130.3	130.3	3.7	0
Canned specialty foods		2032-4	12/82	125.4	125.4	125.4	.2	0
Spaghetti, macaroni and ravioli		2032-46	06/91	112.5	112.5	112.5	.2	0
Ravioli		2032-464	12/82	101.1	101.1	101.1	.4	0
Other canned specialties, including gravy and puddings (other than meats)		2032-498	12/82	132.4	132.5	132.5	.6	0
Secondary products and miscellaneous receipts		2032-SM						
Secondary products		2032-S	12/82	136.9	136.2	137.2	.7	.7
Other secondary products		2032-SSS	12/82	137.1	135.7	137.2	1.2	1.1
Canned fruits and vegetables		2033-S	12/82	136.3	136.3	136.9	.4	.4
Canned fruits, vegetables, preserves, jams, and jellies	2033		06/81	135.6	137.7	137.5	.1	-.1
Primary products		2033-P	06/81	134.2	136.3	136.2	0	-.1
Canned fruits, except baby food		2033-1	06/81	136.0	136.6	135.7	-2.8	-.7
Applesauce		2033-171	06/81	140.5	140.3	140.6	-2.7	.2
Peaches, including spiced		2033-174	06/81	156.2	(³)	(³)	(³)	(³)
Pears, including spiced		2033-175	06/81	104.5	104.5	102.9	-7.4	-1.5
Other canned fruit		2033-198	10/88	100.4	101.8	101.8	-3.7	0
Canned vegetables, except hominy and mushrooms		2033-2	06/81	123.5	124.4	124.4	-1.7	0
Beans, green and wax (including blue lake)		2033-207	06/81	120.4	121.0	121.0	5.9	0
Carrots		2033-215	06/81	167.3	(³)	167.3	-.3	(³)
Vegetable combinations		2033-235	06/81	137.7	137.7	137.7	0	0
Pumpkin and squash (including pie mix)		2033-253	12/87	130.6	141.5	141.5	8.3	0
Spinach		2033-255	06/81	115.9	118.4	118.4	-7.6	0
White potatoes		2033-275	06/81	169.6	169.6	169.6	1.7	0
Sauerkraut		2033-276	06/81	188.0	191.5	191.5	2.0	0
Asparagus		2033-291	12/87	119.7	120.5	120.5	-2.7	0
Beets		2033-293	06/81	151.8	158.5	158.5	6.2	0
Sweet corn, whole kernel		2033-294	06/81	101.2	100.8	100.8	-12.3	0
Sweet corn, cream style		2033-295	08/81	112.0	106.0	106.0	-3.9	0
Green peas		2033-296	06/81	121.4	122.9	122.9	3.1	0
Tomatoes		2033-297	06/81	126.4	128.8	128.8	-2.3	0
Other canned vegetables		2033-299	12/87	120.7	120.7	120.7	-1.4	0
Canned or fresh fruit juices, nectars, and concentrates		2033-4	06/81	144.3	150.0	150.0	3.7	0
Canned fruit juices, nectars, and concentrates		2033-4A	06/95	107.1	110.4	110.5	2.5	.1
Apple juice, single strength		2033-411	06/81	150.9	150.9	150.9	-4.8	0
Orange juice, single strength		2033-415	06/81	154.5	163.4	163.4	5.8	0
Pineapple juice, single strength		2033-428	06/81	145.7	(³)	(³)	(³)	(³)
Other single strength fruit juices and mixtures of fruit juices		2033-472	06/81	122.6	(³)	(³)	(³)	(³)
Fruit juice, concentrated, hot pack		2033-494	12/87	151.1	147.5	147.9	-2.6	.3
Fresh fruit juices and nectars		2033-4B	06/95	103.4	109.7	109.5	7.6	-2
Fresh orange juice, single strength		2033-496	06/95	106.1	115.8	115.8	10.5	0
Other fresh fruit juices and nectars		2033-498	06/95	101.4	104.9	104.6	5.0	-.3
Canned vegetable juices		2033-5	06/81	129.6	135.4	135.4	1.0	0
Tomato juice		2033-515	06/81	127.3	133.0	133.0	1.0	0
Catsup and other tomato sauces, etc.		2033-6	06/81	131.9	133.1	133.5	-.2	.3
Tomato sauces		2033-614	06/81	143.8	133.3	140.2	-3.3	5.2
Tomato sauces, 7.1 - 10 oz. size		2033-61413	12/87	95.5	(³)	108.3	10.7	(³)
Tomato sauces, other sizes		2033-61419	12/87	129.2	(³)	114.9	(³)	(³)
Catsup		2033-621	06/81	134.0	138.2	138.2	2.8	0
Catsup, 14 - 32 oz. size		2033-62122	12/87	108.7	108.7	108.7	-.8	0

See footnotes at end of table.

Table 5. Producer price indexes for the net output of selected industries and their products, not seasonally adjusted—Continued

Industry and product ¹	Industry code	Product code	Index base	Index			Percent change to Feb. 1999 from —	
				Oct. 1998 ²	Jan. 1999 ²	Feb. 1999 ²	Feb. 1998	Jan. 1999
Canned fruits, vegetables, preserves, jams, and jellies—Continued								
Catsup, all other sizes		2033-62123	12/87	123.1	130.8	130.7	6.2	-0.1
Spaghetti, pizza, and marinara sauces (less than 20 percent meat)		2033-631	06/95	101.4	103.7	103.7	-6	0
Chili sauce		2033-651	06/81	180.5	(³)	182.0	2.2	(³)
Tomato paste		2033-662	06/81	105.0	(³)	105.0	-1.6	(³)
Jams, jellies and preserves		2033-8	06/81	141.2	141.2	141.4	-6	.1
Pure strawberry jams and preserves		2033-811	06/81	145.3	145.3	(³)	(³)	(³)
Secondary products and miscellaneous receipts								
Secondary products		2033-S	06/81	156.0	158.7	157.2	.4	-9
Canned specialties		2032-S	06/81	137.8	138.6	138.6	1.3	0
Other secondary products		2033-SSS	06/81	146.3	149.1	145.5	-1.0	-2.4
Frozen fruits and vegetables		2037-S	06/81	184.6	(³)	193.6	4.6	(³)
Bottled and canned soft drinks		2086-S	06/95	107.4	107.4	107.4	-8	0
Dried & dehydrated fruits, vegetables, & soup mixes								
Primary products	2034	2034-P	12/82	141.6	143.8	144.8	3.0	.7
Dried fruits and vegetables		2034-A	12/82	140.5	143.2	144.3	3.8	.8
Dried fruits		2034-11	12/82	142.9	146.5	148.0	4.9	1.0
Dried vegetables		2034-21	12/82	119.0	117.5	117.6	-7	.1
Dehydrated potatoes, except potato flour		2034-213	12/82	158.1	168.0	171.4	10.7	2.0
Dried Onions		2034-214	12/82	192.6	191.8	191.7	-3.4	-1
Other dried vegetables & vegetable flours, including potato flour		2034-219	12/82	111.9	111.6	(³)	(³)	(³)
Dried soup mixes		2034-B	12/82	107.0	127.4	134.5	37.1	5.6
Secondary products and miscellaneous receipts		2034-SM	12/82	(³)	130.6	130.6	(³)	0
Miscellaneous receipts		2034-M	09/86	(³)	128.2	129.0	(³)	.6
Secondary products		2034-S	12/82	143.1	141.5	141.5	-2.2	0
Pickled fruits and vegetables, vegetable sauces and seasonings, and salad dressings								
Primary products	2035	2035-P	06/81	162.8	163.0	163.1	.9	.1
Pickles and other pickled products		2035-2	06/81	170.4	170.5	170.6	1.4	.1
Finished pickles and other pickled products		2035-A	06/81	183.3	184.3	184.6	1.3	.2
Dill pickles (processed, natural, or kosher)		2035-221	06/94	107.8	108.2	108.4	1.5	.2
Sweet pickles		2035-225	06/81	184.4	183.8	184.7	1.3	.5
Refrigerated pickles (including overnight, half sour, artificially acidified, etc.)		2035-229	06/81	181.3	182.8	182.8	2.0	0
Other finished pickled products (including mixes, gherkins, relish, onions, etc.)		2035-233	06/94	110.2	111.6	110.9	2.6	-6
Prepared meat sauces (except tomato-based)		2035-3	06/81	185.1	186.9	187.2	1.5	.2
Prepared mustard		2035-311	06/81	156.2	156.0	156.0	.5	0
Other sauces (including worchestershire, soy, pepper, horseradish, seafood, etc.)		2035-351	06/81	157.4	(³)	(³)	(³)	(³)
Mayonnaise, salad dressings and sandwich spreads		2035-4	06/81	156.0	155.8	155.9	.7	.1
Thick, spoon type salad dressings (regular or low calorie)		2035-411	06/81	166.3	166.2	166.3	1.8	.1
Mayonnaise (regular or low calorie)		2035-423	06/81	177.2	176.9	176.9	3.3	0
Pourable salad dressings (regular or low calorie)		2035-439	06/81	173.7	173.6	173.6	4.6	0
Secondary products and miscellaneous receipts		2035-SM	06/81	163.6	163.7	163.8	.7	.1
Secondary products		2035-S	06/81	149.1	149.7	149.7	-1.3	0
Canned fruits and vegetables		2033-S	10/83	129.0	(³)	(³)	(³)	(³)
Other secondary products		2035-SSS	06/81	159.0	159.0	159.0	-4	0
Frozen fruits and vegetables								
Primary production	2037	2037-P	06/81	139.4	141.0	142.1	3.5	.8
Frozen fruits & concentrated juices, ades, drinks, and nonalcoholic cocktails		2037-1	06/81	128.7	130.3	131.3	3.7	.8
Frozen fruits, melons, and berries		2037-1A	12/90	115.9	119.8	121.6	10.3	1.5
Frozen concentrated fruit and berry juices		2037-1B	12/90	122.4	125.5	129.0	12.4	2.8
Frozen concentrated orange juice		2037-179	06/81	96.1	101.8	101.8	11.9	0
Other frozen concentrated fruit and berry juices		2037-195	06/81	102.6	111.1	110.5	17.3	-5
Frozen concentrated fruit ades and nonalcoholic drinks and cocktails		2037-1C	06/81	148.0	145.0	148.0	-4.2	2.1
Citrus pulp and other nonedible citrus byproducts		2037-197	12/90	122.2	107.0	117.4	-4.7	9.7
Frozen vegetable and potato products including combinations		2037-2	06/81	17.2	(³)	16.8	8.4	(³)
Frozen vegetables, except for potato products and vegetable combinations		2037-214	06/81	138.3	138.4	139.0	.1	.4
Frozen vegetable combinations including those mixed with sauces, rice, & pasta		2037-245	06/97	101.2	101.7	102.2	.8	.5
Frozen french fried potatoes		2037-248	12/90	101.3	102.0	102.5	0	.5
Other frozen potato products, including hashbrowns, patties, puffs, etc.		2037-249	06/81	146.2	145.3	145.9	-6	.4
Secondary products and miscellaneous receipts		2037-SM	06/81	127.5	127.8	128.5	1.2	.5
Miscellaneous receipts		2037-M	06/97	99.0	104.1	104.1	4.5	0
Secondary products		2037-S	06/81	118.1	116.5	117.6	.3	.9
Frozen specialties, N.E.C.								
Primary products	2038	2038-P	12/82	137.0	137.7	137.3	.3	-3
Frozen dinners, entrees and side dishes		2038-2	12/82	140.3	141.0	140.5	-1	-4
Frozen dinners		2038-223	12/82	137.7	138.0	137.4	-6	-4
Frozen entrees and side dishes (excluding rice dishes and nationality foods)		2038-226	12/82	154.3	154.8	154.8	.5	0

See footnotes at end of table.

**Table 5. Producer price indexes for the net output of selected industries and their products, not seasonally adjusted
—Continued**

Industry and product ¹	Industry code	Product code	Index base	Index			Percent change to Feb. 1999 from —	
				Oct. 1998 ²	Jan. 1999 ²	Feb. 1999 ²	Feb. 1998	Jan. 1999
Frozen specialties, N.E.C.—Continued								
Frozen pizza		2038-252	12/82	115.2	116.1	114.4	-1.1	-1.5
All other frozen dinner foods incl. meat pies, nationality foods and rice dishes		2038-299	12/98	(³)	100.0	99.9	(³)	-1
Other frozen specialties		2038-4	06/91	114.1	115.4	115.4	1.5	0
Frozen waffles, pancakes, and french toast		2038-463	06/91	106.6	106.6	106.6	-2	0
Other frozen specialties, except seafood, including soups, and whipped topping		2038-469	06/91	115.3	118.2	118.2	3.4	0
Secondary products and miscellaneous receipts		2038-SM						
Secondary products		2038-S	12/82	142.2	143.8	143.8	2.9	0
Grain mill products	204		12/84	118.6	119.5	119.1	-5.8	-3
Flour and other grain mill products	2041		06/83	100.0	99.7	98.9	-7.8	-8
Primary products		2041-P	06/83	100.1	99.6	98.7	-7.2	-9
Wheat flour, except flour mixes		2041-1	06/83	106.6	104.3	103.7	-4.1	-6
White flour		2041-15	06/98	102.0	99.9	98.9	(³)	-1.0
Bakers' and institutional flour		2041-152	06/92	94.9	92.8	91.4	-1.0	-1.5
White bread-type flour		2041-1521	06/92	97.7	95.7	94.2	1.4	-1.6
Bakers' and institutional white bread-type flour shipped in bulk		2041-15218	06/83	107.3	105.2	103.9	3.0	-1.2
Bakers' and institutional white bread-type flour shipped in containers		2041-15219	06/83	106.5	104.3	100.9	-4.7	-3.3
Bakers' and institutional soft wheat flour		2041-1522	06/92	82.5	79.4	79.1	-12.2	-4
Family white flour including self-rising family flour		2041-153	06/92	93.7	93.2	93.5	-4.5	.3
All other white flour including white flour for export or further processing		2041-154	06/98	100.3	96.8	96.0	(³)	-8
All other wheat flour, incl. whole wheat, durum, semolina, bulgur, and farina		2041-16	06/92	105.2	101.5	105.5	-15.3	3.9
Wheat mill products other than flour incl. mill feed, germ, bran, etc.		2041-2	06/83	45.8	55.3	51.7	-32.1	-6.5
Corn mill products		2041-3	06/83	91.9	93.0	92.2	-7.3	-9
Flour mixes and refrigerated and frozen doughs and batters		2041-5	06/83	141.0	140.8	140.9	-5.9	.1
Other grain mill products incl. rye flour and other mill feed		2041-6	06/83	92.5	91.7	93.0	(³)	1.4
Secondary products and miscellaneous receipts		2041-SM						
Miscellaneous receipts		2041-M	06/92	92.0	95.0	95.0	-16.3	0
Resales		2041-Z89	06/92	91.8	94.8	94.8	(³)	0
Secondary products		2041-S	06/83	118.7	118.7	118.6	-17.1	-1
Cereal breakfast foods	2043		12/83	158.4	158.4	158.7	-2.0	.2
Primary products		2043-P	12/83	168.1	168.1	168.4	.7	.2
Ready to serve cereal breakfast foods		2043-1	12/83	166.2	166.2	166.6	.6	.2
Corn flakes and other corn breakfast foods		2043-111	12/83	161.8	161.8	161.8	.7	0
Wheat flakes and other wheat breakfast foods		2043-112	12/83	162.3	162.4	163.9	1.0	.9
Oat breakfast foods		2043-115	12/83	186.9	186.9	186.9	1.0	0
Rice breakfast foods		2043-117	12/83	(³)	(³)	(³)	(³)	(³)
Preparations of other grains and mixed grains, excluding infant cereals		2043-119	12/83	173.3	173.3	173.3	0	0
To be cooked before serving cereal breakfast foods		2043-2	12/83	194.9	194.9	194.9	5.5	0
Rolled oats and oatmeal		2043-253	12/92	108.2	108.2	108.2	2.9	0
Instant hot cereals, all types of grain		2043-3	12/92	116.9	116.9	116.9	2.3	0
Rolled oats and oatmeal		2043-312	12/92	116.5	(³)	116.5	2.0	(³)
Secondary products and miscellaneous receipts		2043-SM						
Secondary products		2043-S	12/83	138.9	138.9	138.9	-9.7	0
Rice milling	2044		06/84	114.7	113.6	113.9	-2.1	.3
Primary products		2044-P	06/84	112.0	110.8	111.2	-2.6	.4
Head rice		2044-2	06/84	117.6	114.9	115.5	-2.5	.5
Long grain milled rice		2044-101	06/84	117.4	112.4	114.1	-6.8	1.5
Packed in 100-pound bags or more		2044-10103	06/84	116.3	113.2	111.3	-11.0	-1.7
Packed in all other containers		2044-10107	06/84	114.0	110.1	111.2	-5.5	1.0
Medium grain milled rice		2044-103	06/84	126.5	129.2	127.3	8.3	-1.5
Packed in 100-pound bags or more		2044-10303	06/84	115.5	114.9	113.9	7.4	-9
Packed in all other containers		2044-10307	06/84	153.6	161.6	158.0	9.4	-2.2
Other milled rice and byproducts		2044-2	06/84	75.8	81.8	80.7	-3.5	-1.3
All other milled rice and byproducts		2044-298	06/84	106.1	105.2	105.5	-6.3	.3
Prepared flour mixes and doughs	2045		06/85	122.2	122.2	122.0	-1	-2
Primary products		2045-P	06/85	119.9	120.0	119.8	-1	-2
Flour mixes and refrigerated and frozen doughs and batters, made from purchased		2045-6	06/85	119.9	120.0	119.8	-1	-2
Flour mixes		2045-61	06/85	117.0	117.0	117.0	0	0
Cake mixes, including gingerbread		2045-611	06/92	105.0	105.1	105.1	.2	0
All other flour based mixes, except cake mixes		2045-613	06/98	99.8	99.8	99.8	(³)	0
Refrigerated doughs and batters incl. bread, bread-type rolls, and biscuit dough		2045-64	06/85	127.9	127.9	124.6	-2.4	-2.6
Frozen doughs and batters		2045-66	06/92	112.7	112.7	113.9	1.2	1.1
Frozen bread and bread-type-roll doughs, all sizes		2045-661	06/92	114.5	114.5	117.3	3.3	2.4
All other frozen doughs and batters, incl. cookie, pizza, coffee cake, etc.		2045-662	06/92	111.4	111.4	111.5	-1	.1

See footnotes at end of table.

**Table 5. Producer price indexes for the net output of selected industries and their products, not seasonally adjusted
—Continued**

Industry and product ¹	Industry code	Product code	Index base	Index			Percent change to Feb. 1999 from —	
				Oct. 1998 ²	Jan. 1999 ²	Feb. 1999 ²	Feb. 1998	Jan. 1999
Prepared flour mixes and doughs—Continued								
Secondary products and miscellaneous receipts		2045-SM						
Miscellaneous receipts		2045-M	06/85	150.0	149.9	149.9	(³)	0.0
Resales		2045-Z89	06/85	150.0	149.9	149.9	(³)	0
Secondary products		2045-S	06/85	136.5	136.5	136.5	0.7	0
Wet corn milling								
	2046		06/85	103.3	104.1	105.2	-6.5	1.1
Primary products		2046-P	06/85	102.1	104.7	105.8	-4.8	1.1
Corn sweeteners		2046-1	06/85	91.6	94.6	93.9	-2.6	-7
Glucose syrup		2046-101	06/85	120.4	124.3	119.6	-7.9	-3.8
Type II (38 up to 58 dextrose equivalent)		2046-10103	06/85	125.2	135.9	128.1	-6.8	-5.7
Types III and IV (58 or more dextrose equivalent)		2046-10105	06/85	108.1	109.3	107.1	-6.5	-2.0
High fructose corn syrup		2046-105	06/85	76.7	79.4	79.2	-1	-3
Manufactured starch		2046-3	06/85	132.8	129.5	131.6	-2.2	1.6
Corn starch		2046-301	06/85	134.5	130.2	133.0	-2.7	2.2
Wet process corn byproducts		2046-7	06/85	108.7	116.6	121.2	-10.8	3.9
Corn gluten feed		2046-701	06/85	100.2	(³)	(³)	(³)	(³)
Corn gluten meal		2046-703	06/85	133.5	149.5	137.6	-25.8	-8.0
Other wet process byproducts, including steepwater concentrate (50% solids basis)		2046-705	06/85	94.4	94.1	(³)	(³)	(³)
Dog and cat food								
	2047		12/85	132.6	132.5	132.5	.3	0
Primary products		2047-P	12/85	132.1	132.0	132.0	-8	0
Dog food		2047-3	12/85	138.3	138.1	138.1	-1.0	0
Canned dog food, including ration type		2047-324	12/98	(³)	100.0	100.0	(³)	0
Dry and semimoist dog food in packages of less than 25 pounds		2047-326	06/91	112.1	112.1	112.1	.9	0
Dry and semimoist dog food in packages of 25 pounds or more		2047-338	06/91	118.7	118.3	118.4	-2.6	.1
Cat food		2047-4	12/85	121.2	121.2	121.2	-2	0
Canned cat food		2047-401	12/98	(³)	100.0	100.0	(³)	0
Dry and semimoist cat food		2047-402	12/98	(³)	100.0	100.0	(³)	0
Secondary products and miscellaneous receipts		2047-SM						
Secondary products		2047-S	12/85	138.3	137.8	137.7	.1	-1
Prepared animal feeds, n.e.c.								
	2048		12/80	87.7	90.4	88.9	-13.4	-1.7
Primary products		2048-P	12/80	84.7	87.5	86.1	-13.3	-1.6
Specialty feeds		2048-A	06/91	112.7	112.1	111.0	-1.2	-1.0
Chicken and turkey feed, supplements, concentrates, and premixes		2048-1	12/80	69.9	72.5	70.9	-18.6	-2.2
Broiler complete chicken feed		2048-116	12/80	71.9	75.2	72.9	-18.9	-3.1
Other complete chicken feed		2048-117	12/97	73.4	75.1	74.4	-18.3	-9
Other chicken and turkey feed supplements, concentrates, and premixes		2048-135	12/97	75.9	78.5	77.4	-18.4	-1.4
Complete dairy cattle feeds		2048-2	12/80	79.3	85.2	83.9	-13.3	-1.5
Dairy cattle feed supplements, concentrates, and premixes		2048-3	12/80	93.0	95.2	93.2	-11.6	-2.1
Complete swine feeds		2048-4	12/80	99.0	102.8	103.3	-6.7	.5
Swine feed supplements, concentrates, and premixes		2048-5	12/80	90.4	93.1	91.0	-15.8	-2.3
Complete beef cattle feeds		2048-6	12/80	120.3	125.5	123.9	-8.2	-1.3
Beef cattle feed supplements, concentrates, and premixes		2048-7	12/80	109.0	111.1	110.6	-4.7	-5
Other poultry and livestock feeds, including duck, goose, horse, mule, etc.		2048-8	12/80	110.5	112.0	111.6	-5.5	-4
Other prepared animal feeds incl. feeding materials and adjuncts		2048-9	12/80	90.6	88.7	88.3	-12.4	-5
Secondary products and miscellaneous receipts		2048-SM						
Miscellaneous receipts		2048-M	12/80	107.7	108.7	105.5	-19.6	-2.9
Resales		2048-Z89	12/80	95.0	95.9	93.1	-20.8	-2.9
Secondary products		2048-S	12/80	148.6	148.9	147.8	1.0	-7
Bakery products								
	205		12/84	160.3	161.1	161.6	1.3	.3
Bread and other bakery products, except cookies and crackers								
	2051		06/80	201.7	202.7	203.8	1.5	.5
Primary products		2051-P	06/80	201.8	203.0	204.4	2.0	.7
Bread		2051-1	06/80	204.7	205.8	206.0	1.0	.1
White bread		2051-1A	06/80	203.1	204.7	204.9	1.5	.1
White pan bread		2051-111	06/80	199.4	201.3	201.6	1.6	.1
White pan bread, Northeast		2051-11101	06/80	201.2	204.0	203.9	4.8	0
White pan bread, North Central		2051-11102	06/80	231.6	231.9	233.7	.9	.8
White pan bread, South		2051-11103	06/80	172.0	174.7	174.6	2.1	-1
White pan bread, West		2051-11104	06/80	196.0	196.8	196.8	-2.0	0
White hearth bread		2051-113	06/80	231.3	232.2	232.2	1.5	0
Other bread		2051-1B	06/80	207.8	207.8	207.8	0	0
Dark wheat bread		2051-115	06/80	202.7	202.7	202.7	-1.3	0
Rye bread		2051-117	06/80	228.5	228.5	228.5	3.1	0
Other variety bread, including raisin, potato, oatmeal, canned, etc.		2051-128	06/80	206.8	206.9	207.0	2.1	0
Bread type rolls, stuffing, and crumbs		2051-2	06/80	196.4	198.4	197.7	2.1	-4
Bread type rolls, including buns, bagels, muffins, croissants, etc.		2051-23	06/80	196.9	199.1	198.3	1.7	-4
Hamburger and weiner rolls or buns		2051-233	06/80	195.1	195.1	195.1	.7	0
Brown and serve rolls		2051-235	06/80	187.7	187.7	187.7	5.6	0
English muffins		2051-236	06/80	225.0	234.2	227.4	4.6	-2.9
Bagels		2051-237	06/94	114.8	114.8	114.8	.3	0
Other bread type rolls		2051-239	06/80	191.9	198.3	198.1	2.5	-1

See footnotes at end of table.

**Table 5. Producer price indexes for the net output of selected industries and their products, not seasonally adjusted
—Continued**

Industry and product ¹	Industry code	Product code	Index base	Index			Percent change to Feb. 1999 from —	
				Oct. 1998 ²	Jan. 1999 ²	Feb. 1999 ²	Feb. 1998	Jan. 1999
Bread and other bakery products, except cookies and crackers—Continued								
Sweet yeast goods		2051-3	06/80	188.4	189.5	193.1	3.3	1.9
Yeast raised doughnuts		2051-313	06/80	190.5	190.5	194.6	3.0	2.2
Other sweet yeast goods, including sweet rolls and coffeecake		2051-398	06/80	184.7	186.1	189.4	3.3	1.8
Soft cakes		2051-4	06/80	208.7	208.9	216.9	4.5	3.8
Snack cakes		2051-413	06/80	219.0	219.0	229.8	5.7	4.9
Other soft cakes		2051-418	06/80	189.0	190.0	190.2	.8	.1
Pies		2051-5	06/80	207.8	208.5	214.8	3.6	3.0
Snack pies		2051-513	06/80	226.4	226.4	237.6	4.9	4.9
Other pies		2051-519	06/80	183.1	184.8	184.8	1.3	0
Pastries		2051-6	06/80	182.4	182.4	182.4	2.5	0
Cake type doughnuts		2051-7	06/80	195.3	195.8	198.8	2.2	1.5
Secondary products and miscellaneous receipts		2051-SM						
Miscellaneous receipts		2051-M	06/80	207.1	207.1	207.1	-.4	0
Resales		2051-Z89	06/94	113.4	113.4	113.4	-.4	0
Secondary products		2051-S	06/80	160.2	160.9	161.1	.3	.1
Cookies and crackers								
Primary products	2052		06/83	170.5	171.4	171.2	.4	-.1
Crackers, pretzels, biscuits, and related products		2052-P	06/83	172.8	173.9	173.6	.6	-.2
Saltines		2052-1	06/83	190.4	192.6	192.4	.9	-.1
All other cracker and related products		2052-125	06/83	188.7	188.7	189.1	.3	.2
All other cracker and related products		2052-199	12/98	(⁹)	101.0	100.8	(⁹)	-.2
Cookies, wafers, and ice cream cones and cups, except frozen		2052-2	06/83	159.6	159.9	159.6	.4	-.2
Sandwich cookies		2052-213	06/83	167.7	168.0	167.9	-.1	-.1
Chocolate chip cookies		2052-217	12/98	(⁹)	100.4	100.2	(⁹)	-.2
All other cookie, wafer, ice cream cone/cups, toaster pastries, related products		2052-299	06/83	155.5	155.9	155.5	.6	-.3
Secondary products and miscellaneous receipts		2052-SM						
Miscellaneous receipts		2052-M	06/83	151.8	151.8	151.8	-1.6	0
Resales		2052-Z89	06/83	151.8	151.8	151.8	-1.6	0
Secondary products		2052-S	06/83	140.3	140.3	140.3	.9	0
Frozen bakery products, except bread								
Primary products	2053		06/91	112.3	113.0	112.8	2.1	-.2
Frozen bakery products		2053-P	12/82	158.0	158.9	158.6	2.2	-.2
Frozen pies (fruit, custard and cream type)		2053-1						
Sweet yeast goods including yeast raised doughnuts, sweet rolls, coffeecake, etc		2053-111	12/82	171.8	172.0	172.0	2.3	0
Soft cakes including pound, layer, sheet, fruit, cheese, etc.		2053-113	12/82	132.0	128.5	132.0	2.8	2.7
All other bakery products including cookies and pastries; excluding bread and rolls		2053-114	12/82	141.7	146.2	142.8	1.9	-2.3
Secondary products and miscellaneous receipts		2053-119	12/82	160.9	160.9	162.1	2.1	.7
Secondary products		2053-SM						
Secondary products		2053-S	06/91	107.9	108.2	108.2	1.3	0
Sugar and confectionery products								
Raw cane sugar mills	206		12/84	128.9	129.2	129.2	.5	0
Primary products	2061		06/82	110.4	113.2	113.0	.7	-.2
Raw cane sugar		2061-P	06/82	110.4	113.2	113.0	.7	-.2
Other sugar cane mill products and byproducts		2061-1	06/82	112.7	115.8	115.5	1.9	-.3
Molasses and syrup, including cane blackstrap (except refiners' blackstrap)		2061-2	07/89	62.9	59.5	62.1	-27.7	4.4
Molasses and syrup, including cane blackstrap (except refiners' blackstrap)		2061-265	08/89	57.4	53.8	56.6	-30.8	5.2
Cane sugar refining	2062		06/82	122.6	119.3	122.2	-2.8	2.4
Primary products		2062-P	06/82	122.6	119.3	122.2	-2.8	2.4
Refined cane sugar		2062-1	06/82	122.6	119.3	122.2	-2.8	2.4
Granulated cane sugar, including cube and tablet sugar		2062-1A	06/82	126.4	122.8	125.5	-2.9	2.2
Consumer units (containers of 25 lbs or less)		2062-112	06/82	126.1	121.4	122.0	-6.7	.5
Commercial units (bags and other containers: over 25 lbs)		2062-114	06/82	(⁹)	(⁹)	129.5	-.4	(⁹)
Bulk shipments (rail cars, trucks, or bins)		2062-115	06/82	(⁹)	(⁹)	124.7	.4	(⁹)
Confectioners' powdered sugar		2062-13	06/82	116.5	(⁹)	112.2	-9.5	(⁹)
Brown or soft sugar		2062-14	06/82	98.3	97.9	105.8	5.3	8.1
Beet sugar processing	2063		06/82	110.2	110.2	110.2	-.9	0
Primary products		2063-P	06/82	111.3	111.3	111.3	-1.0	0
Refined beet sugar		2063-1	06/82	114.6	114.6	114.6	1.9	0
Granulated beet sugar, including cube and tablet sugar		2063-1X	06/82	113.6	113.4	113.4	1.5	0
Individual services (small paper packets) and consumer units (cartons and sacks: 25 lb or less)		2063-107	10/82	100.2	99.9	99.9	-3.5	0
Commercial units (bags and other containers: over 25 lbs)		2063-113	11/82	117.8	119.5	119.5	11.2	0
Bulk shipments (rail cars, trucks, or bins)		2063-115	06/82	109.1	108.2	108.2	-.5	0
Confectioners' powdered sugar		2063-13	11/82	(⁹)	(⁹)	(⁹)	(⁹)	(⁹)
Other beet sugar factory products and byproducts		2063-2	06/82	84.1	84.1	84.1	-25.1	.0
Candy and other confectionery products, and chewing gum								
Primary products	2064		06/83	147.3	147.9	148.2	1.2	.2
Chocolate and chocolate type confectionery products made from purchased chocolate		2064-P	06/83	149.4	150.0	150.3	1.3	.2
Solid chocolate confectionery products		2064-2	06/83	142.7	143.1	143.5	1.6	.3
Solid chocolate confectionery products		2064-2A	06/91	107.7	107.7	107.7	.3	0

See footnotes at end of table.

Table 5. Producer price indexes for the net output of selected industries and their products, not seasonally adjusted
—Continued

Industry and product ¹	Industry code	Product code	Index base	Index			Percent change to Feb. 1999 from —	
				Oct. 1998 ²	Jan. 1999 ²	Feb. 1999 ²	Feb. 1998	Jan. 1999
Candy and other confectionery products, and chewing gum—Continued								
Solid chocolate confectionery products without inclusions		2064-211	06/91	110.3	110.4	110.3	0.5	-0.1
Solid chocolate confectionery products with inclusions		2064-231	06/91	105.1	105.1	105.1	0	0
Enrobed or molded chocolate confectionery products		2064-251	06/91	113.1	113.3	113.8	1.3	.4
Panned chocolate confectionery products		2064-271	06/91	96.2	98.8	98.8	2.7	0
Chocolate assortments and other chocolate and chocolate type confectionery products		2064-291	06/91	144.3	141.8	142.7	3.0	.6
Nonchocolate type confectionery products		2064-3	06/83	146.0	147.2	147.3	1.6	.1
Hard candy		2064-311	06/91	113.8	117.0	117.1	3.4	.1
Chewy nonchocolate candy, including granola bars		2064-321	06/91	122.3	121.9	121.9	-2	0
Soft nonchocolate candies		2064-331	06/91	114.7	115.0	114.9	.8	-1
Other nonchocolate type confectioneries, includ. licorice, panned & iced candies		2064-391	12/97	101.3	101.3	101.4	1.6	.1
Chewing gum and chewing gum base		2064-8	12/84	136.6	136.4	136.9	.3	.4
Other confectionery type products, including cough drops and candied fruit		2064-9	06/91	132.5	133.2	133.2	2.1	0
Secondary products and miscellaneous receipts		2064-SM						
Miscellaneous receipts		2064-M	06/91	125.7	125.7	125.7	.2	0
Secondary products		2064-S	06/91	94.4	94.6	94.6	-2.3	0
Chocolate and cocoa products	2066		06/83	134.5	133.2	133.3	-4	.1
Primary products		2066-P	06/83	134.3	132.9	132.9	-4	0
Chocolate coatings		2066-1	06/83	107.9	106.3	106.2	-2	-1
Milk chocolate coatings		2066-122	06/83	106.6	103.7	103.3	-6	-4
Other coatings including sweet, liquor, and cocoa		2066-172	06/98	100.4	99.8	99.9	(³)	.1
Chocolate confectionery products made from cocoa beans ground in the same establishment		2066-2	06/83	156.6	156.6	156.6	.4	0
Solid chocolate confectionery products, with or without inclusions		2066-2A	06/91	107.9	107.9	107.8	-1	-1
Enrobed or molded chocolate confectionery products with any type of center		2066-2B	05/95	107.9	107.9	107.9	(³)	0
Panned, assortments, and other chocolate confectionery products		2066-295	06/98	100.3	100.3	100.3	(³)	0
Other chocolate and cocoa products including syrups and cocoa butter		2066-9	06/83	131.4	127.8	128.0	-2.1	.2
Secondary products and miscellaneous receipts		2066-SM						
Secondary products		2066-S	06/83	122.0	122.0	122.0	0	0
Processed nuts and seeds (salted, roasted, cooked, blanched, etc.)	2068		06/91	113.4	117.2	113.4	1.6	-3.2
Primary products		2068-P	06/91	115.8	120.1	115.8	1.6	-3.6
Processed nuts sold in bulk		2068-11	06/91	115.1	126.1	114.8	4.7	-9.0
Peanuts		2068-113	06/83	170.7	168.4	169.5	-1.6	.7
Other nuts, made up of from one to three varieties		2068-117	06/83	172.6	199.9	172.5	8.8	-13.7
Processed nuts, packaged in cans		2068-13	06/91	102.0	102.0	102.0	0	0
Other nuts, made up of from one to three varieties		2068-137	11/83	188.7	(³)	(³)	(³)	(³)
Processed nuts, in packaging other than cans or sold bulk		2068-15	06/91	121.5	122.6	121.9	.7	-6
Peanuts		2068-153	06/83	136.4	(³)	(³)	(³)	(³)
Other nuts, made up of from one to three varieties		2068-157	06/83	210.4	212.7	211.3	.9	-7
Secondary products and miscellaneous receipts		2068-SM						
Secondary products		2068-S	06/91	92.8	92.8	92.8	.4	0
Fats and oils	207		12/84	97.9	98.1	92.9	-12.8	-5.3
Cottonseed oil mill products	2074		06/85	119.9	123.6	119.7	2.7	-3.2
Primary products		2074-P	06/85	124.3	126.1	123.6	4.0	-3.5
Cottonseed oil, crude		2074-1	06/85	94.0	(³)	(³)	(³)	(³)
Cottonseed oil: once refined, not deodorized or used in end products		2074-2	06/85	94.2	92.5	88.9	6.6	-3.9
Cotton linters		2074-3	06/85	95.5	92.5	93.2	0	.8
Cottonseed cake, meal, and other byproducts		2074-4	06/85	187.5	203.4	198.8	6.0	-2.3
Cottonseed cake and meal		2074-414	06/85	139.6	142.8	140.4	-24.4	-1.7
Cottonseed oil: once refined, purchased, deodorized; and all other byproducts		2074-493	12/98	(³)	104.1	101.2	(³)	-2.8
Secondary products and miscellaneous receipts		2074-SM						
Secondary products		2074-S	12/91	(³)	(³)	136.5	(³)	(³)
Soybean oil mill products	2075		12/79	79.4	80.6	75.3	-20.8	-6.6
Primary products		2075-P	12/79	73.6	73.9	70.3	-23.2	-4.9
Soybean oil		2075-1	12/79	84.2	83.5	75.9	-15.3	-9.1
Crude soybean oil		2075-111	12/79	84.2	83.9	75.9	-15.4	-8.5
Soybean oil, crude, degummed		2075-11113	05/88	104.6	107.5	93.9	-17.6	-12.7
Soybean oil, crude, not degummed		2075-11115	12/79	91.5	86.5	83.0	-11.6	-4.0
Soybean meal, and other byproducts		2075-2	12/79	69.8	70.5	68.8	-26.8	-2.4
Soybean byproducts, meal		2075-211	12/79	65.8	67.3	64.6	-32.2	-4.0
Soybean byproducts, other, including soy flour, grits and isolates		2075-298	06/91	105.9	102.9	106.1	-4.3	3.1
Vegetable oil mills, n.e.c.	2076		12/85	118.5	117.1	117.2	-9.7	.1
Primary products		2076-P	12/85	125.9	124.6	124.6	-9.6	0
Vegetable oils, n.e.c., incl. sunflower, peanut, coconut etc., not deodorized		2076-2	12/85	140.7	138.1	137.9	-9.5	-1
All other oil mill products n.e.c., incl. cakes and meals and deodorized oils		2076-3	12/85	108.5	(³)	(³)	(³)	(³)
Secondary products and miscellaneous receipts		2076-SM						
Secondary products		2076-S	12/98	(³)	(³)	(³)	(³)	(³)

See footnotes at end of table.

Table 5. Producer price indexes for the net output of selected industries and their products, not seasonally adjusted
—Continued

Industry and product ¹	Industry code	Product code	Index base	Index			Percent change to Feb. 1999 from —	
				Oct. 1998 ²	Jan. 1999 ²	Feb. 1999 ²	Feb. 1998	Jan. 1999
Animal and marine fats and oils	2077		12/82	105.7	105.1	97.5	-15.1	-7.2
Primary products		2077-P	12/82	104.7	103.4	95.2	-16.6	-7.9
Grease and inedible tallow		2077-1	12/82	116.0	114.8	102.6	-10.2	-10.6
Inedible tallow, including inedible animal stearin		2077-111	12/82	122.2	119.3	104.9	-11.6	-12.1
Inedible beef tallow		2077-11111	12/82	121.4	119.4	104.7	-14.5	-12.3
Other inedible tallow and inedible animal stearin		2077-11113	12/82	127.1	123.2	108.5	-8.5	-11.9
Grease, other than wool grease		2077-113	12/82	98.6	103.2	98.2	-4.5	-4.8
Feed and fertilizer by-products		2077-2	12/82	80.1	82.4	77.8	-18.2	-5.6
Meat/bone meal		2077-211	12/82	74.6	78.0	72.2	-16.5	-7.4
Meat meal and combinations of meat and bone meal		2077-21111	12/82	73.6	77.0	71.3	-16.5	-7.4
Dry rendered tankage		2077-212	12/82	65.7	71.4	68.2	-15.2	-4.5
Feather meal		2077-237	12/82	80.7	81.8	84.0	-5.7	2.7
Other feed and fertilizer, including poultry by-product meal and blood meal		2077-298	12/82	92.2	93.1	88.7	-21.5	-4.7
Animal and marine oil mill products, including foots		2077-3	12/82	204.7	180.0	166.3	-23.9	-7.6
Fish and marine animal oil		2077-361	12/82	296.4	219.1	194.1	-29.3	-11.4
Fish scrap and meal		2077-366	12/82	176.7	171.1	161.2	-21.1	-5.8
Secondary products and miscellaneous receipts		2077-SM						
Secondary products		2077-S	12/82	145.9	157.6	155.1	5.2	-1.6
Shortening, cooking oils, and margarine	2079		12/81	149.2	146.3	141.2	1.4	-3.5
Primary products		2079-P	12/81	154.5	150.7	144.7	1.0	-4.0
Shortening and cooking oils		2079-1	12/81	144.2	140.2	133.9	-6.9	-4.5
Baking or frying fats		2079-11	12/89	131.6	127.6	121.8	-6.5	-4.5
Baking or frying fats (shortening), 100% vegetable oil		2079-113	12/81	144.9	141.4	135.0	-6.1	-4.5
Salad or cooking oils		2079-15	12/89	115.0	112.1	106.9	-8.2	-4.6
Salad or cooking oils, other soybean oil		2079-152	02/90	128.8	129.8	128.6	-6	-9
Salad or cooking oils, vegetable oil blends		2079-154	02/90	89.6	89.6	89.6	-1.9	0
All other salad or cooking oils		2079-159	12/81	136.3	139.8	140.9	6.3	.8
Vegetable oil winter stearin		2079-171	12/89	120.3	115.0	111.5	-4.7	-3.0
All other fully refined oils		2079-198	12/81	97.4	97.4	95.8	-5.5	-1.6
Margarine		2079-2	12/81	179.6	176.7	171.7	23.4	-2.8
Secondary products and miscellaneous receipts		2079-SM						
Miscellaneous receipts		2079-M	12/81	110.7	111.5	110.7	-2.6	-.7
Resales		2079-Z89	12/81	110.7	111.5	110.7	-2.6	-.7
Secondary products		2079-S	12/81	135.8	136.0	134.4	4.2	-1.2
Beverages	208		12/84	127.6	128.3	128.9	1.6	.5
Malt beverages	2082		06/82	129.3	130.6	130.8	2.6	.2
Primary products		2082-P	06/82	129.3	130.6	130.8	2.5	.2
Canned beer		2082-1	06/82	132.5	134.1	134.7	3.3	.4
Light beer in cans		2082-111	06/82	125.2	126.4	126.4	2.6	0
Regular beer in cans		2082-112	06/82	132.0	133.8	134.5	3.6	.5
Bottled beer		2082-2	06/82	121.6	122.8	122.4	.7	-.3
Returnable bottles		2082-211	06/82	105.1	105.6	105.8	.7	.2
Regular beer in returnable bottles		2082-21112	06/82	108.6	108.6	108.6	0	0
Nonreturnable bottles		2082-221	06/82	138.4	140.0	139.2	.8	-6
Light beer in nonreturnable bottles		2082-22111	06/82	143.3	149.7	146.6	2.9	-2.1
Regular beer in nonreturnable bottles		2082-22112	06/82	137.8	137.8	137.8	0	0
Barrels and kegs		2082-3	06/82	146.9	146.3	146.2	1.6	-1.1
Regular beer in barrels and kegs		2082-312	06/82	136.2	135.3	135.3	2.3	0
Other fermented malt beverages and byproducts		2082-4	06/82	132.8	132.6	132.8	4.5	.2
Malt liquor		2082-411	06/82	142.5	142.2	142.5	5.0	.2
Ale, porter and stout		2082-471	06/82	129.7	130.9	130.8	-1	-1
All other fermented malt beverages and by products (including non-alcoholic brews)		2082-499	12/91	106.9	106.9	106.9	0	0
Malt	2083		06/85	113.6	106.3	105.8	-7.2	-5
Primary products		2083-P	06/85	114.1	106.8	106.3	-7.2	-5
Malt and malt byproducts		2083-1	06/85	114.1	106.8	106.3	-7.2	-5
Secondary products and miscellaneous receipts		2083-SM						
Miscellaneous receipts		2083-M	12/92	(³)	(³)	(³)	(³)	(³)
Contracts and other miscellaneous receipts		2083-Z89	12/92	(³)	(³)	(³)	(³)	(³)
Wines, brandy, and brandy spirits	2084		12/83	136.1	136.8	137.1	.1	.2
Primary products		2084-P	12/83	139.4	140.1	140.4	-.4	.2
Wines, brandy, and brandy spirits		2084-8	12/98	(³)	100.1	100.3	(³)	.2
Wines		2084-A	12/91	117.4	118.0	118.2	-.4	.2
Grape wine with 14 percent or less alcohol content		2084-81	12/83	139.4	139.6	139.7	.1	.1
White grape wine with 14 percent or less alcohol content		2084-812	12/83	130.3	130.3	130.6	1.0	.2
Red grape wine with 14 percent or less alcohol content		2084-814	12/83	173.6	174.5	174.3	-1.1	-1
Rose grape wine with 14 percent or less alcohol content		2084-816	12/83	106.2	106.2	106.2	0	0
Dessert wines		2084-825	12/83	110.5	111.4	113.1	2.9	1.5
Effervescent wines		2084-831	12/83	136.7	140.3	140.5	3.1	.1
Non-grape fruit/berry wines, fortified wines (non-dessert), and specialty wines		2084-841	12/98	(³)	99.4	99.8	(³)	.4
Secondary products and miscellaneous receipts		2084-SM						
Miscellaneous receipts		2084-M	12/91	(³)	117.5	117.5	(³)	0
Secondary products		2084-S	12/83	(³)	145.3	145.3	(³)	0

See footnotes at end of table.

Table 5. Producer price indexes for the net output of selected industries and their products, not seasonally adjusted—Continued

Industry and product ¹	Industry code	Product code	Index base	Index			Percent change to Feb. 1999 from —	
				Oct. 1998 ²	Jan. 1999 ²	Feb. 1999 ²	Feb. 1998	Jan. 1999
Distilled and blended liquors	2085		06/83	151.9	151.8	151.9	-0.4	0.1
Primary products		2085-P	06/83	150.4	150.3	150.4	-.7	.1
Bottled liquor, except brandy		2085-8	06/83	154.0	153.9	154.0	0	.1
Whiskey, including bottled in bond		2085-801	06/90	123.5	123.5	123.5	0	0
Gin		2085-822	06/83	159.7	159.9	159.9	.5	0
Cordials, liqueurs		2085-825	06/83	163.0	163.0	163.0	.1	0
Vodka		2085-831	06/83	153.7	153.7	153.7	.3	0
Other bottled liquors, except brandy		2085-899	06/90	120.8	119.8	120.7	-.9	.8
Secondary products and miscellaneous receipts		2085-SM						
Miscellaneous receipts		2085-M	08/83	141.8	(³)	141.8	.4	(³)
Resales		2085-Z89	08/83	142.7	(³)	142.7	.5	(³)
Secondary products		2085-S	12/97	100.0	100.0	100.0	0	0
Bottled and canned soft drinks	2086		06/81	142.5	143.0	144.2	1.4	.8
Primary products		2086-P	06/81	142.7	143.1	144.3	1.4	.8
Bottled carbonated soft drinks		2086-B	12/96	102.3	103.4	103.8	.9	.4
Bottled carbonated soft drinks in refillable glass bottles		2086-B1	12/96	99.5	99.5	99.5	-1.8	0
Bottled carbonated soft drinks in nonrefillable glass bottles		2086-B2	12/96	104.7	107.9	107.9	1.3	0
Bottled carbonated soft drinks in plastic bottles		2086-B3	12/96	101.5	101.8	102.5	1.0	.7
Canned carbonated soft drinks		2086-C	12/96	98.8	98.6	100.0	1.7	1.4
Soft drink flavoring syrup sold in bulk		2086-D	06/89	140.1	140.8	141.9	3.4	.8
Noncarbonated soft drinks including fruit drinks, cocktails, and ades		2086-E	12/96	102.4	102.4	102.5	.7	.1
Secondary products and miscellaneous receipts		2086-SM						
Miscellaneous receipts		2086-M	06/81	138.1	139.1	139.3	.8	.1
Resales		2086-Z89	06/81	139.4	140.4	140.6	.8	.1
Secondary products		2086-S	06/81	176.5	176.8	181.1	2.3	2.4
Flavoring extracts and syrups, nec	2087		12/85	131.9	132.3	132.1	1.4	-.2
Primary products		2087-P	12/85	135.7	136.1	135.9	1.6	-.1
Flavoring extracts, emulsions, and other liquid flavors		2087-1	12/85	109.6	109.6	109.7	3.7	.1
Natural or true extracts in containers of more than 8 ounces		2087-115	12/85	125.7	125.9	126.1	5.5	.2
Imitation or artificial extracts		2087-153	12/85	98.4	98.4	98.4	3.5	0
Liquid beverage bases not for use by soft drink bottlers		2087-2	12/85	145.0	145.3	145.3	0	0
Other liquid beverage bases not for use by soft drink bottlers		2087-221	06/94	104.1	104.4	104.4	0	0
Liquid beverage bases for use by soft drink bottlers		2087-3	12/85	156.1	156.8	156.7	3.0	-.1
Concentrates with no juice content		2087-353	06/94	105.5	105.5	105.5	2.0	0
Other flavoring agents (except chocolate syrup)		2087-4	12/85	117.6	117.8	117.4	-.5	-.3
Flavoring powders, tablets, and pastes for soft drinks		2087-435	12/85	116.0	(³)	116.0	0	(³)
Other flavoring powders, tablets, and pastes, including dry mix cocktails		2087-437	12/85	145.9	146.4	145.3	-1.3	-.8
Fruit, crushed or whole, for fountain and ice cream use		2087-461	12/85	80.5	80.6	80.5	.9	-.1
Secondary products and miscellaneous receipts		2087-SM						
Secondary products		2087-S	12/85	98.5	98.8	98.8	-.6	0
Miscellaneous food preparations and kindred products	209		12/84	134.4	134.0	135.1	-.7	.8
Canned and cured fish and seafoods	2091		12/84	106.8	106.3	104.7	-1.7	-1.5
Primary products		2091-P	12/84	109.3	108.9	106.9	-2.2	-1.8
Canned and cured fish and seafoods, incl. soup (except frozen)		2091-1	12/84	109.3	108.9	106.9	-2.2	-1.8
Canned fish and seafood (except frozen), including salmon, sardines and tuna		2091-118	06/97	88.9	88.3	85.9	-3.7	-2.7
Canned seafood soups, stews, and chowders		2091-131	02/85	90.6	90.6	90.6	1.2	0
Cured fish and seafoods		2091-161	06/97	98.4	98.7	98.7	.4	0
Secondary products and miscellaneous receipts		2091-SM						
Miscellaneous receipts		2091-M	06/97	103.4	103.4	103.4	3.4	0
Secondary products		2091-S	12/84	115.6	114.5	117.4	3.3	2.5
Prepared fresh or frozen fish and seafoods	2092		12/82	151.9	151.6	156.6	2.2	3.3
Primary products		2092-P	12/82	154.9	154.1	159.8	2.1	3.7
Prepared fresh fish and other fresh seafood		2092-2	12/82	189.6	189.8	195.6	1.0	3.1
Frozen packaged fish, excluding shellfish		2092-3	12/82	160.8	158.4	160.0	3.5	1.0
Groundfish (cod, cusk, haddock, hake, perch, pollock, whiting)		2092-31	06/89	144.1	143.7	147.4	12.6	2.6
Groundfish, filets and steaks		2092-311	12/82	198.4	202.3	207.2	14.7	2.4
Groundfish, sticks, portions, and other cuts		2092-315	12/82	176.3	172.1	176.8	10.6	2.7
Other frozen fish (salmon, flounder, halibut, etc.)		2092-32	06/89	99.1	96.5	95.9	-4.4	-.6
Frozen packaged shellfish		2092-5	12/96	114.0	114.2	118.4	.6	3.7
Frozen shrimp		2092-521	12/96	103.2	100.3	100.7	-7.4	.4
Other frozen shellfish, incl. crabs, lobster tails, oysters, and clams		2092-536	12/96	126.8	130.6	139.5	8.8	6.8
Other frozen seafoods, incl. surimi, soups, chowders, crabcakes, etc.		2092-6	12/96	77.1	77.9	102.1	4.1	31.1
Secondary products and miscellaneous receipts		2092-SM						
Miscellaneous receipts		2092-M	12/82	116.3	124.7	124.7	8.2	0
Secondary products		2092-S	12/82	104.8	103.8	99.9	-3.2	-3.8
Coffee	2095		06/81	147.0	146.6	146.6	-8.0	0
Primary products		2095-P	06/81	141.0	140.7	140.7	-8.9	0
Whole bean and ground roasted coffee		2095-1	06/81	141.4	141.0	141.0	-9.7	0
Whole bean, roasted coffee		2095-111	06/81	178.1	177.0	177.0	-3.0	0
Gourmet whole bean, roasted coffee		2095-11111	12/94	106.4	105.8	105.8	-2.5	0

See footnotes at end of table.

**Table 5. Producer price indexes for the net output of selected industries and their products, not seasonally adjusted
—Continued**

Industry and product ¹	Industry code	Product code	Index base	Index			Percent change to Feb. 1999 from —	
				Oct. 1998 ²	Jan. 1999 ²	Feb. 1999 ²	Feb. 1998	Jan. 1999
Coffee—Continued								
Commercial whole bean, roasted coffee		2095-11112	12/94	95.7	94.1	94.0	-8.5	-0.1
Ground, roasted coffee, including extended yield		2095-116	06/81	137.3	137.0	137.0	-10.8	0
Concentrated (instant) coffee		2095-2	06/81	137.9	137.9	137.9	-4.0	0
Secondary products and miscellaneous receipts		2095-SM						
Secondary products		2095-S	06/81	229.4	229.0	229.0	-5	0
Potato and corn chips, and similar snacks								
2096			06/91	111.7	111.1	111.9	2.4	.7
Primary products		2096-P	12/85	128.2	127.7	128.6	2.6	.7
Potato chips and sticks		2096-1	12/85	124.4	122.9	124.1	.2	1.0
Potato chips		2096-111	06/91	104.8	103.6	104.5	.2	.9
Plain		2096-11112	06/91	107.5	106.6	107.5	.8	.8
Flavored potato chips		2096-11114	06/91	98.0	95.8	96.8	-1.8	1.0
Corn chips, curls and related products		2096-2	12/85	121.8	122.0	123.0	1.2	.8
Corn and tortilla chips		2096-21	06/91	113.4	114.3	115.4	1.9	1.0
Corn chips		2096-212	06/91	116.6	(³)	(³)	(³)	(³)
Curls and related products		2096-299	06/91	104.2	102.2	102.5	-1.4	.3
Other chips, sticks, etc.		2096-3	12/85	163.9	163.9	163.9	14.7	0
Popped popcorn (except candied)		2096-311	06/91	149.6	149.6	149.6	18.9	0
Pork rinds		2096-312	06/91	97.0	97.0	97.0	-2.0	0
Other chips, sticks, etc.		2096-399	06/91	102.2	102.2	(³)	(³)	(³)
Secondary products and miscellaneous receipts		2096-SM						
Miscellaneous receipts		2096-M	06/91	113.8	113.8	113.8	0	0
Secondary products		2096-S	06/91	109.8	107.9	107.9	-1.7	0
Manufactured ice								
2097			12/85	133.2	133.1	133.1	3.6	0
Primary products		2097-P	12/85	125.4	125.3	125.3	3.6	0
Can or block ice		2097-1	12/85	149.5	(³)	(³)	(³)	(³)
Cubed, crushed, or other processed ice		2097-2	12/85	114.9	114.8	114.8	2.6	0
Macaroni, spaghetti, and noodles								
2098			06/85	123.1	122.8	123.1	.7	.2
Primary products		2098-P	06/85	123.5	123.2	123.5	.8	.2
Macaroni, spaghetti, vermicelli, etc. (without egg)		2098-1	06/85	123.9	123.8	123.9	.5	.1
Noodle products, etc. (with egg)		2098-2	06/85	123.7	121.9	123.7	3.2	1.5
Secondary products and miscellaneous receipts		2098-SM						
Miscellaneous receipts		2098-M	12/93	104.9	(³)	(³)	(³)	(³)
Secondary products		2098-S	06/85	106.5	106.5	106.5	0	0
Food preparations, n.e.c.								
2099			12/85	128.3	128.1	128.1	-.3	0
Primary products		2099-P	12/85	129.0	128.6	128.7	-.2	.1
Perishable prepared foods (sold in bulk or packages, not frozen)		2099-A	12/85	139.5	139.6	139.6	.8	0
Tortillas, tamales, and other Mexican food specialties		2099-A41	06/91	114.2	114.3	114.4	-.2	.1
All other perishable prepared foods		2099-A99	06/98	100.7	100.7	100.7	(³)	0
Spices		2099-E	12/85	172.4	172.8	172.5	.1	-.2
Peanut butter		2099-F	12/85	123.0	123.0	123.0	(³)	0
Macaroni and noodle products, pwoi		2099-H	06/98	100.0	100.2	100.2	(³)	0
Desserts (ready-to-mix)		2099-1	12/85	132.0	132.0	132.0	(³)	0
Baking powder and yeast		2099-4	06/98	100.0	100.0	100.0	(³)	0
Tea in consumer packages		2099-5	12/85	102.0	102.0	101.9	-.1	-.1
Cider and vinegar		2099-6	12/85	105.0	105.0	105.0	(³)	.0
Dry mix preparations		2099-7	06/91	105.9	105.4	105.6	-1.0	.2
Other food preparations, n.e.c.		2099-9	12/85	141.5	138.8	139.0	-2.5	.1
Secondary products and miscellaneous receipts		2099-SM						
Miscellaneous receipts		2099-M	06/98	97.3	100.3	100.3	(³)	0
Secondary products		2099-S	12/85	127.5	126.4	126.5	-1.0	.1
Tobacco manufactures								
21			12/84	247.7	316.0	315.9	41.2	0
Cigarettes								
211			12/82	266.0	346.4	346.1	45.5	-.1
Cigarettes								
2111			12/82	266.0	346.4	346.1	45.5	-.1
Primary products		2111-P	12/82	271.0	354.4	354.1	46.4	-.1
Filter tip		2111-1	12/82	265.2	346.4	346.1	46.2	-.1
81 to 95 mm long		2111-116	12/82	264.5	343.7	343.1	44.8	-.2
Greater than 95 mm		2111-118	12/82	261.3	339.9	340.0	45.4	0
Cigars								
212			12/82	247.2	250.3	253.7	5.9	1.4
Cigars								
2121			12/82	247.2	250.4	253.7	5.9	1.3
Primary products		2121-P	12/82	232.5	236.0	239.8	9.3	1.6
Cigars and cigarillos (weighing 3 or more pounds per 1,000 cigars)		2121-3	12/82	232.5	236.0	239.8	9.3	1.6
Cigarillos (weighing 3 to 10 pounds per 1,000)		2121-312	06/89	173.1	173.1	(³)	(³)	(³)
Cigars (weighing more than 10 pounds per 1,000)		2121-314	06/89	177.1	180.7	184.5	9.6	2.1
Chewing and smoking tobacco and snuff								
213			12/82	281.1	290.8	292.8	5.9	.7
Chewing and smoking tobacco and snuff								
2131			12/82	281.1	290.8	292.8	5.9	.7
Primary products		2131-P	12/82	285.6	295.4	297.6	5.7	.7
Smoking tobacco		2131-111	12/82	223.2	226.4	244.8	10.1	8.1

See footnotes at end of table.

Table 5. Producer price indexes for the net output of selected industries and their products, not seasonally adjusted—Continued

Industry and product ¹	Industry code	Product code	Index base	Index			Percent change to Feb. 1999 from —	
				Oct. 1998 ²	Jan. 1999 ²	Feb. 1999 ²	Feb. 1998	Jan. 1999
Chewing and smoking tobacco and snuff—Continued								
Loose leaf chewing tobacco		2131-113	12/82	259.7	259.7	259.7	4.6	0
Chewing tobacco other than loose leaf, including fine cut, plug, and twist		2131-115	12/82	274.1	280.3	280.3	4.9	0
Snuff, dry and moist		2131-117	12/82	347.5	366.7	366.7	5.5	0
Tobacco stemming and redrying	214		06/84	102.3	103.6	103.5	.3	-.1
Tobacco stemming and redrying	2141		06/84	102.3	103.6	103.5	.3	-.1
Primary products		2141-P	06/84	98.0	99.4	99.3	.4	-.1
Unstemmed leaf tobacco redried before packing, including interplant transfers		2141-1	06/84	126.7	127.7	128.6	2.1	.7
Unstemmed leaf tobacco redried before packing, including interplant transfers		2141-121	06/84	126.7	127.7	128.6	2.1	.7
Secondary products and miscellaneous receipts		2141-SM	11/84	127.7	128.4	128.1	-.2	-.2
Miscellaneous receipts		2141-M	11/84	135.0	138.5	(³)	(³)	(³)
Contract work and other miscellaneous receipts		2141-XY9	11/84	135.0	138.5	(³)	(³)	(³)
Textile mill products	22		12/84	117.8	117.1	116.8	-2.1	-.3
Cotton broadwoven fabric	221		12/80	116.5	116.3	116.5	-1.5	.2
Cotton broadwoven fabric	2211		12/80	116.5	116.3	116.5	-1.5	.2
Primary products		2211-P	12/80	118.1	117.6	118.2	-1.4	.5
Gray cotton broadwoven fabric		2211-A	12/80	113.2	112.1	112.5	-3.7	.4
Plain weave, except pile		2211-A1	06/87	113.8	110.8	110.4	-3.2	-.4
Twill weave, except pile		2211-A2	06/87	107.0	106.2	106.3	-6.2	.1
All other weaves except pile		2211-A3	06/87	124.0	124.7	127.2	.2	2.0
Pile fabrics		2211-A4	12/94	(³)	(³)	(³)	(³)	(³)
Finished cotton broadwoven fabric		2211-B	12/80	109.9	110.0	111.9	1.1	1.7
Cotton towels and washcloths		2211-F	06/87	134.2	134.2	(³)	(³)	(³)
Secondary products and miscellaneous receipts		2211-SM	12/80	106.9	108.8	105.6	-2.9	-2.9
Secondary products		2211-S	12/80	106.9	108.8	105.6	-2.9	-2.9
Synthetic fiber and silk broadwoven fabric	222		06/81	112.1	111.6	110.5	-5.5	-1.0
Manmade fiber and silk broadwoven fabric	2221		06/81	112.1	111.6	110.5	-5.5	-1.0
Primary products		2221-P	06/81	111.0	110.5	109.3	-5.8	-1.1
Grey fabrics		2221-1	06/81	108.8	108.2	106.4	-7.3	-1.7
85% or more filament yarn fabrics		2221-11	06/81	119.4	121.0	115.6	-7.9	-4.5
Chiefly other filaments		2221-112	06/81	114.2	117.3	110.6	-8.1	-5.7
85% or more spun yarn fabrics (exc. wool blends, silk fabrics, and pile)		2221-139	06/81	100.3	99.0	100.3	-5.1	1.3
Plain weaves		2221-1391	06/87	94.3	92.9	94.5	-5.8	1.7
Printcloth		2221-13911	06/87	106.7	100.0	100.1	-11.3	.1
Other plainweaves		2221-13912	12/94	93.4	93.6	95.7	-3.9	2.2
Twill weaves		2221-1392	06/87	96.0	93.6	95.0	-5.8	1.5
Spun/filament yarn combinations, each less than 85% (exc. wool blends, silk fabrics, and pile)		2221-16	04/85	109.6	103.9	103.8	-12.6	-.1
Other combination fabrics		2221-163	12/94	94.3	89.6	89.6	-12.5	0
Finished fabric (finished in weaving mills)		2221-2	06/81	134.2	134.1	135.6	.1	1.1
Fabricated man-made fiber and silk textile products (made in weaving mills)		2221-3	06/81	119.8	119.8	119.8	1.5	0
Secondary products and miscellaneous receipts		2221-SM	06/81	119.6	119.2	119.0	-3.3	-.2
Secondary products		2221-S	06/87	115.4	115.0	114.4	-2.5	-.5
Cotton broadwoven fabrics		2211-S	06/87	115.4	115.0	114.4	-2.5	-.5
Wool weaving and finishing	223		06/85	115.2	113.2	113.8	-1.7	.5
Wool weaving and finishing	2231		06/85	115.2	113.2	113.8	-1.7	.5
Primary products		2231-P	06/85	110.4	108.1	108.7	-2.3	.6
Finished wool fabrics		2231-A	06/85	111.9	109.3	110.0	-2.7	.6
Finished wool apparel fabrics		2231-3	06/85	106.2	103.7	104.5	-2.2	.8
Worsted		2231-314	06/85	114.6	109.8	111.6	-3.0	1.6
Woolen		2231-316	06/85	104.8	105.3	104.6	-1.2	-.7
Finished wool non-apparel fabrics and felts		2231-411	06/85	138.0	135.1	135.1	-4.9	0
Secondary products and miscellaneous receipts		2231-SM	06/85	127.5	127.5	(³)	(³)	(³)
Secondary products		2231-S	06/85	127.5	127.5	(³)	(³)	(³)
Narrow fabric mills	224		06/84	123.8	124.2	124.3	.7	.1
Narrow fabric mills	2241		06/84	123.8	124.2	124.3	.7	.1
Primary products		2241-P	06/84	124.5	124.9	125.0	.8	.1
Woven narrow fabric		2241-1	06/84	120.3	120.7	120.8	.7	.1
Elastic		2241-11	06/84	126.9	128.5	128.9	1.1	.3
Corset and allied lines		2241-112	06/84	118.1	121.7	122.4	3.6	.6
Over 3/4 inches		2241-11213	06/91	117.0	117.0	117.0	0	0
Underwear		2241-113	06/91	113.1	113.2	113.5	.4	.3
Other apparel		2241-114	06/84	143.0	143.0	143.0	-1.9	0

See footnotes at end of table.

Table 5. Producer price indexes for the net output of selected industries and their products, not seasonally adjusted
—Continued

Industry and product ¹	Industry code	Product code	Index base	Index			Percent change to Feb. 1999 from —	
				Oct. 1998 ²	Jan. 1999 ²	Feb. 1999 ²	Feb. 1998	Jan. 1999
Narrow fabric mills—Continued								
Nonelastic		2241-12	06/84	116.7	116.7	116.8	0.5	0.1
Woven edge ribbons		2241-121	06/84	101.9	101.9	101.9	0	0
Woven labels		2241-123	06/84	123.6	123.6	123.6	.2	0
Tapes (wt. less than 15 oz./sq. yd.)		2241-125	06/84	116.2	116.2	116.2	1.5	0
All other tape		2241-12556	06/84	104.6	104.6	104.6	1.9	0
Webbing (wt. 15 oz./sq. yd. or more)		2241-127	06/84	127.2	127.2	127.2	.1	0
All other webbing		2241-12739	06/84	131.9	131.9	131.9	.2	0
All other nonelastic		2241-129	06/84	113.0	113.0	113.2	.5	.2
Braided narrow fabric		2241-4	06/84	138.7	139.4	139.4	.9	0
Nonelastic braids		2241-422	06/84	134.1	135.0	135.0	1.2	0
Shoe and corset laces		2241-42221	06/84	(³)	(³)	(³)	(³)	(³)
Other nonelastic braids		2241-42223	06/84	133.6	134.8	134.8	.9	0
Secondary products and miscellaneous receipts		2241-SM						
Secondary products		2241-S	06/84	116.7	116.5	116.3	-.7	-.2
Knitting mills	225		12/84	115.8	115.3	114.7	-2.5	-5
Women's hosiery knit on 300 needles or more	2251		06/84	123.2	123.3	123.3	.2	0
Primary products		2251-P	06/84	123.2	123.3	123.3	.2	0
Finished seamless hosiery		2251-3	06/84	123.9	124.0	124.0	.2	0
Stockings and knee-highs, knit on 300 needles or more		2251-321	06/84	120.9	121.1	121.1	.2	0
Knee-high		2251-32177	06/84	119.7	120.2	120.2	.4	0
Full-length		2251-32188	06/84	140.4	140.4	(³)	(³)	(³)
Pantyhose		2251-351	06/84	124.6	124.7	124.7	.2	0
Under 30 denier, sheer		2251-35122	06/84	131.7	131.7	131.7	.2	0
30 denier and over, opaque		2251-35144	06/84	117.9	(³)	(³)	(³)	(³)
Elastomer pantyhose		2251-3516	06/84	119.3	119.6	119.5	.2	-.1
Control top		2251-35161	06/84	129.4	129.9	129.7	.2	-.2
Leg support		2251-35162	06/84	110.4	110.4	110.4	0	0
Secondary products and miscellaneous receipts		2251-SM						
Secondary products		2251-S						
Hosiery, n.e.c.		2252-S	06/84	113.8	113.8	113.8	2.7	0
Hosiery, n.e.c.	2252		06/84	115.5	114.8	115.0	-.4	.2
Primary products		2252-P	06/84	114.4	113.6	113.8	-.5	.2
Men's finished hosiery		2252-22	06/84	119.2	119.1	119.2	0	.1
Anklet		2252-222	06/84	124.1	124.1	124.0	-.1	-.1
Non-cushion		2252-2222	06/84	127.0	127.0	126.9	-.1	-.1
Natural fibers		2252-22221	06/84	120.2	120.1	120.2	-.1	-.1
Manmade fibers		2252-22227	06/84	130.2	130.2	129.9	-.2	-.2
Mid-calf/crew		2252-223	06/84	120.3	120.0	120.4	.2	.3
Cushion		2252-2231	06/84	116.5	116.5	117.2	.7	.6
Natural fibers		2252-22311	06/84	110.8	110.8	110.8	.3	0
Non-cushion		2252-2232	06/84	126.4	125.8	125.9	-.3	.1
Natural fibers		2252-22321	06/84	130.0	128.4	128.7	-1.0	.2
Manmade fibers		2252-22327	06/84	124.8	124.8	124.8	.2	0
Knee-high		2252-224	06/84	105.2	105.2	106.0	.5	.8
Cushion		2252-2241	06/84	100.6	(³)	101.5	.5	(³)
Natural fibers		2252-22411	06/84	111.3	(³)	112.3	0	(³)
Non-cushion		2252-2242	06/84	124.7	124.7	124.7	0	0
Natural fibers		2252-22421	06/84	133.1	133.1	133.1	0	0
Other finished hosiery, knit on less than 300 needles, except women's stockings		2252-23	06/84	112.1	110.3	110.6	-1.3	.3
Women's, girls' and boys' footsock		2252-231	06/84	100.5	100.5	100.5	0	0
Women's, girls' and boys' ankle		2252-232	06/84	102.9	100.5	100.7	-2.1	.2
Cushion		2252-2321	06/84	96.6	96.6	96.6	0	0
Natural fibers		2252-23211	06/90	96.6	96.6	96.6	0	0
Non-cushion		2252-2322	06/84	107.6	103.8	104.2	-3.2	.4
Natural fibers		2252-23221	06/84	132.8	132.8	134.1	1.0	1.0
Manmade fibers		2252-23227	06/84	96.6	91.1	91.1	-5.7	0
Women's, girls', and boy's knee-high socks		2252-233	06/84	132.2	132.2	133.2	.8	.8
Women's knee-high socks—manmade fibers		2252-2334	06/90	109.7	109.7	111.3	1.5	1.5
Other women's, girls' and boys' finished hosiery, including leg warmers, waist-highs, etc.		2252-234	06/84	104.5	104.5	105.5	.4	1.0
Infants' and children's ankle		2252-235	06/84	108.7	107.6	107.6	-1.0	0
Natural fibers		2252-23511	06/84	108.8	107.7	107.7	-1.0	0
Other infants' and children's finished hosiery		2252-238	06/84	96.9	96.9	(³)	(³)	(³)
Unfinished hosiery, knit on less than 300 needles, except women's stockings		2252-24	06/84	102.9	102.9	102.9	0	0
Men's unfinished hosiery		2252-242	06/84	105.8	(³)	105.8	0	(³)
Other unfinished hosiery, knit on less than 300 needles, except women's stockings		2252-246	06/84	103.7	103.7	103.7	0	0
Secondary products and miscellaneous receipts		2252-SM						
Secondary products		2252-S	06/84	116.7	116.3	117.7	.2	1.2
Knit outerwear	2253		12/84	118.9	118.6	117.9	-1.3	-.6
Primary products		2253-P	12/84	119.0	118.7	117.9	-1.7	-.7
Men's and boys' sweaters and sweater vests		2253-A	12/84	132.3	132.7	132.6	.5	-.1

See footnotes at end of table.

Table 5. Producer price indexes for the net output of selected industries and their products, not seasonally adjusted
—Continued

Industry and product ¹	Industry code	Product code	Index base	Index			Percent change to Feb. 1999 from —	
				Oct. 1998 ²	Jan. 1999 ²	Feb. 1999 ²	Feb. 1998	Jan. 1999
Knit outerwear—Continued								
Women's, misses' and juniors' sweaters and sweater vests		2253-B	12/84	105.0	106.8	106.6	1.3	-0.2
Men's and boys' knit shirts incl. sport shirts, sweatshirts, and t-shirts		2253-4	12/84	125.8	124.5	123.1	-4.3	-1.1
Women's, misses' and juniors' knit shirts and blouses		2253-5	12/97	100.3	100.8	100.2	0	-.6
Girls', children's and infants' sweaters and sweater vests		2253-6	12/84	134.2	134.2	134.2	1.4	0
Girls', children's and infants' knit shirts and blouses		2253-7	12/97	99.7	99.6	99.6	-4.3	0
All other knit outerwear, n.e.c.		2253-8	12/84	113.2	112.9	112.5	.7	-.4
Secondary products and miscellaneous receipts		2253-SM						
Secondary products		2253-S	12/84	125.6	125.1	125.2	.6	.1
Secondary products		2253-SS	12/97	103.9	103.5	103.5	.5	0
Knit underwear and nightwear mills								
Primary products	2254	2254-P	06/82	134.9	134.3	134.2	-1.1	-.1
Men's and boys' knit underwear		2254-A	06/82	135.7	134.8	134.8	-1.3	0
Men's and boys' undershirts, except thermal		2254-1	06/82	133.3	131.5	131.5	-2.6	0
Undershirts, except athletic types		2254-122	06/82	124.8	120.2	120.2	-6.7	0
Men's and boys' shorts and briefs		2254-4	06/82	123.8	119.3	119.3	-6.8	0
Shorts and briefs, except thermal underwear and union suits		2254-411	12/87	111.2	111.2	111.2	0	0
Men's and boys' thermal underwear and union suits		2254-5	12/87	110.5	110.5	110.5	0	0
Thermal underwear		2254-565	06/82	219.4	219.4	219.4	0	0
Women's and children's underwear and nightwear		2254-C	12/87	148.2	148.2	148.2	0	0
Women's and children's underwear		2254-2	06/82	138.8	138.8	138.8	0	0
Women's underwear		2254-21	06/82	139.5	139.5	139.5	0	0
Panties		2254-213	06/82	141.4	141.4	141.4	0	0
Secondary products and miscellaneous receipts		2254-SM	09/82	140.5	140.5	140.5	0	0
Secondary products		2254-SS	12/95	100.7	102.0	101.0	.4	-1.0
Circular knit fabric mills								
Primary products	2257	2257-P	06/81	102.8	102.0	100.6	-6.9	-1.4
Gray circular knit fabrics		2257-1	06/81	102.2	101.4	100.5	-6.7	-.9
Broad gray fabrics (more than 12 inches wide)		2257-122	06/81	115.9	114.4	114.4	-2.8	0
Finished circular knit fabrics		2257-3	12/94	108.1	106.6	106.7	-2.7	.1
Knit and finished in the same establishment		2257-311	12/94	92.9	92.4	90.8	-9.8	-1.7
Broad fabrics (more than 12 inches wide)		2257-31122	12/94	98.2	97.8	96.0	-3.1	-1.8
Contract work on gray and finished circular knit fabric		2257-9	12/94	98.2	97.8	96.0	-3.1	-1.8
Contract finishing only		2257-921	06/81	107.5	107.1	107.1	-1.5	0
Contract knitting only or knitting and finishing		2257-925	12/94	96.3	96.0	96.0	-1.5	0
Lace and warp knit fabric mills								
Primary products	2258	2258-P	06/81	124.6	123.6	123.5	-.8	-.1
Gray warp knit fabrics		2258-1	06/81	123.8	123.0	122.8	-.9	-.2
Lace and net goods (excluding raschel lace machine products)		2258-5	06/81	132.1	130.8	130.3	-1.2	-.4
Finished warp knit fabrics (knit & finished, or purchased & finished)		2258-6	12/85	140.8	141.0	136.2	-3.3	-3.4
Contract or commission work for knitting, finishing, & dyeing (incl. lace goods)		2258-7	06/95	102.8	102.1	102.2	-.8	.1
Knitting mills n.e.c.								
Primary products	2259	2259-P	12/85	115.9	115.8	115.8	-.3	.0
Knit gloves and mittens		2259-1	12/85	114.2	114.2	114.2	-.1	0
Work, including fabric and leather or plastic combinations		2259-171	12/85	125.2	125.2	125.2	-.2	0
Other knit end products		2259-2	12/85	124.5	124.5	124.5	.6	0
Other knit end products, n.e.c.		2259-298	12/85	106.7	106.7	106.7	0	0
Dyeing and finishing textiles, except wool fabrics and knit goods								
Finished cotton broadwoven fabric	2261	2261-P	12/85	130.5	130.3	130.8	1.2	.4
Primary products		2261-7	06/84	135.2	135.1	135.2	2.6	.1
Non-commission finished fabric		2261-9	06/84	134.6	134.7	134.8	2.7	.1
Commission finishing		2261-SM	06/84	126.4	126.6	126.7	1.8	.1
Secondary products and miscellaneous receipts		2261-S	06/84	151.6	151.6	151.6	4.8	0
Secondary products		2262	06/84	132.1	131.5	131.6	2.3	.1
Finished synthetic fiber and silk broadwoven fabric								
Primary products	2262	2262-P	06/84	131.5	131.1	132.1	.5	.8
Non-commission finished fabric		2262-8	06/84	131.2	130.8	131.6	.5	.6
Commission finishing		2262-9	06/84	134.7	134.3	135.8	1.0	1.1
Secondary products and miscellaneous receipts		2262-SM	06/84	125.6	125.1	125.0	-.3	-.1
Secondary products		2262-S	06/84	133.3	133.1	135.0	.5	1.4
Finished yarn, raw stock, braided goods and narrow fabric, except knits and wool								
Primary products	2269	2269-P	06/83	131.6	131.4	131.4	-.3	0
Dyed yarn		2269-8	06/83	134.5	134.3	134.3	-.3	0
Carded cotton		2269-821	12/94	107.5	107.4	107.3	-.3	-.1
Combed cotton		2269-823	12/94	103.9	103.6	103.3	-1.0	-.3
Polyester blends with cotton		2269-832	12/94	102.2	102.2	102.2	0	0
All other polyester		2269-833	12/94	100.0	100.0	100.0	0	0
Other manmade fiber and silk yarn		2269-834	12/94	103.8	103.2	103.0	-.8	-.2
			12/94	106.9	106.9	106.9	0	0

See footnotes at end of table.

Table 5. Producer price indexes for the net output of selected industries and their products, not seasonally adjusted
—Continued

Industry and product ¹	Industry code	Product code	Index base	Index			Percent change to Feb. 1999 from —	
				Oct. 1998 ²	Jan. 1999 ²	Feb. 1999 ²	Feb. 1998	Jan. 1999
Finished yarn, raw stock, braided goods and narrow fabric, except knits and wool—Continued								
Finished braided or woven narrow fabrics		2269-971	12/94	100.2	100.2	100.2	0	0
Secondary products and miscellaneous receipts		2269-SM						
Secondary products		2269-S	11/83	117.2	117.2	(⁹)	(⁹)	(⁹)
Floor covering mills	227		12/84	115.9	114.7	114.8	-1.5	.1
Carpet and rugs	2273		06/90	106.1	105.0	105.1	-1.4	.1
Primary products		2273-P	06/90	105.8	104.7	104.8	-1.6	.1
Woven carpet and rugs		2273-1	06/85	143.0	145.0	142.8	.1	-1.5
Tufted carpet and rugs		2273-2	12/79	146.3	144.7	144.9	-1.7	.1
Nylon		2273-215	12/79	154.6	152.5	153.9	-1.7	.9
Polypropylene		2273-217	12/98	(⁹)	100.1	98.2	(⁹)	-3.9
Polyester and other carpet and rugs		2273-219	12/98	(⁹)	99.2	99.5	(⁹)	.3
Finishing only		2273-288	12/86	114.8	(⁹)	(⁹)	(⁹)	(⁹)
Other carpet and rugs		2273-3	06/85	120.0	120.0	118.6	-7	-1.2
Secondary products and miscellaneous receipts		2273-SM						
Miscellaneous receipts		2273-M	06/90	(⁹)	112.8	(⁹)	(⁹)	(⁹)
Resales		2273-Z89	06/90	(⁹)	134.4	(⁹)	(⁹)	(⁹)
Yarn and thread mills	228		12/84	110.9	108.6	106.5	-5.9	-1.9
Spun yarn	2281		12/82	101.6	99.5	98.5	-4.9	-1.0
Primary products		2281-P	12/82	101.5	99.3	98.3	-5.1	-1.0
Carded cotton yarns		2281-1	12/82	94.0	90.9	89.0	-8.2	-2.1
Spun, gray		2281-11	12/96	96.3	93.2	91.2	-8.2	-2.1
Combed cotton yarns		2281-2	12/82	104.5	102.5	102.4	-8.9	-1
Spun, gray		2281-21	12/96	93.0	91.3	91.1	-8.9	-2
Rayon and/or acetate spun yarns		2281-3	12/82	125.0	124.7	124.7	1.0	0
Spun, gray		2281-31	12/96	101.2	101.0	101.0	1.0	0
Spun noncellulosic fiber and silk yarns		2281-7	12/96	94.9	93.3	92.8	-3.0	-5
Polyester spun yarn		2281-71	12/96	95.2	93.4	92.8	-3.7	-6
Spun, gray		2281-711	12/96	92.9	90.3	89.6	-5.3	-8
All other spun noncellulosic fiber and silk yarns		2281-72	12/96	94.6	93.2	92.8	-2.4	-4
Spun, gray		2281-721	12/96	93.7	91.6	91.7	-3.0	.1
Spun and finished in the same plant		2281-722	12/96	96.6	96.6	95.1	-1.3	-1.6
Wool yarns		2281-8	12/96	103.2	103.2	102.7	3.4	-5
Wool carpet yarns		2281-82	12/96	91.3	91.3	88.3	-7.3	-3.3
Secondary products and miscellaneous receipts		2281-SM						
Secondary products		2281-S	12/82	104.8	103.9	103.8	-1.8	-1

See footnotes at end of table.

Table 5. Producer price indexes for the net output of selected industries and their products, not seasonally adjusted
—Continued

Industry and product ¹	Industry code	Product code	Index base	Index			Percent change to Feb. 1999 from —		
				Oct. 1998 ²	Jan. 1999 ²	Feb. 1999 ²	Feb. 1998	Jan. 1999	
Texturing, throwing, and winding mill products: cotton, manmade fibers, silk, and wool	2282		12/82	134.5	131.1	124.7	-9.7	-4.9	
Primary products		2282-P	12/82	134.9	131.6	124.8	-9.4	-5.2	
Rewound, plied, and novelty yarns, including wool (not spun or thrown at same est.)		2282-2	12/82	122.5	120.7	119.1	-3.6	-1.3	
Thrown filament yarns, except textured		2282-3	12/82	140.9	140.9	(³)	(³)	(³)	
Nylon yarns		2282-35	12/96	(³)	(³)	(³)	(³)	(³)	
Polyester yarns		2282-36	12/96	(³)	(³)	(³)	(³)	(³)	
Textured, bulked, or crimped filament yarn (made from purchased yarn)		2282-5	12/82	137.8	133.7	125.7	-11.2	-6.0	
Commission texturing, throwing, plying, etc. of yarns		2282-9	12/82	116.1	116.1	116.1	0	0	
Commission texturing or throwing of filament yarns		2282-911	12/82	118.1	118.1	118.1	0	0	
Secondary products and miscellaneous receipts		2282-SM	12/88	(³)	(³)	(³)	(³)	(³)	
Thread mills	2284		06/84	148.6	148.6	148.6	-1.1	0	
Primary products		2284-P	06/84	147.4	147.4	147.4	-1.2	0	
Finished thread for use in the home		2284-1							
Finished thread for industrial or manufacturers' use		2284-2	06/84	153.4	153.4	153.4	-1.3	0	
Cotton thread, including industrial weight goods and braided		2284-213	06/84	151.7	151.7	151.7	-3.4	0	
Manmade fiber thread and other thread		2284-225	06/84	149.2	149.2	149.2	-1.2	0	
Secondary products and miscellaneous receipts	2284-SM								
Miscellaneous textile goods	229		12/84	124.7	124.1	123.7	-1.4	-3	
Coated fabrics, not rubberized	2295		06/85	134.2	133.8	134.0	.8	.1	
Primary products		2295-P	06/85	132.4	132.0	132.3	.5	.2	
Vinyl coated or laminated fabric		2295-2	06/85	129.6	129.1	129.6	.9	.4	
Lightweight fabric, 10 oz. & under/sq yd finished wt		2295-211	06/85	117.1	117.1	117.1	1.0	0	
Woven fabric base		2295-21113	06/85	107.2	(³)	(³)	(³)	(³)	
Nonwoven fabric base		2295-21117	06/85	128.4	128.4	128.4	5.9	0	
Mediumweight fabric, over 10 oz. to 16 oz./sq. yd. finished wt		2295-222	06/85	130.9	(³)	130.9	.9	(³)	
Heavyweight fabric, over 16 oz./sq. yd finished wt		2295-233	06/85	131.8	131.8	131.8	.5	0	
Woven fabric base		2295-23332	06/85	130.1	130.1	130.1	.5	0	
Knitted fabric base		2295-23334	06/85	130.3	130.3	130.3	.3	0	
Polyurethane & other coated & laminated fabric		2295-3	06/85	136.4	136.0	136.1	.1	.1	
Polyurethane coated or laminated fabric		2295-315	06/85	156.1	152.8	153.8	1.2	.7	
Other coated or laminated fabric		2295-322	06/85	132.7	132.7	132.7	0	0	
Lightweight fabric, 10 oz. & under/sq yd. finished wt		2295-3222	06/85	135.2	135.2	135.2	.2	0	
Woven fabric base		2295-32222	06/85	140.9	140.9	140.9	.3	0	
Knitted or nonwoven fabric base		2295-32225	12/91	124.8	124.8	124.8	.2	0	
Mediumweight fabric, over 10 oz. to 16 oz./sq. yd. finished wt		2295-3223	06/85	127.6	(³)	127.6	-3	(³)	
Plastic coated yarn (from purchased yarn)		2295-4							
Secondary products and miscellaneous receipts		2295-SM							
Secondary products		2295-S	06/85	126.5	126.5	126.5	4.1	0	
Tire cord and fabric		2296		06/84	112.0	112.0	110.7	-2.5	-1.2
Primary products			2296-P	06/84	111.1	111.1	110.0	-2.4	-1.0
Tire cord and fabric			2296-1	06/84	111.1	111.1	110.0	-2.4	-1.0
Nylon tire cord and fabric	2296-122		06/84	113.6	113.6	113.6	-1.4	0	
Polyester tire cord and fabric	2296-133		06/84	110.0	110.0	106.9	-4.2	-2.8	
Nonwoven fabrics and related products	2297		12/85	125.4	124.3	124.5	-1.1	.2	
Primary products		2297-P	12/85	126.7	125.3	125.7	-1.3	.3	
Nonwoven fabrics		2297-1	12/85	128.0	127.9	127.0	-1.4	-7	
Laminated and wet laid		2297-12	12/85	155.0	155.0	155.0	0	0	
Over 2.5 ounces per square yard		2297-125	06/91	99.6	(³)	99.6	0	(³)	
Spun bonded, dry laid, and others		2297-13	12/85	115.7	115.7	114.5	-2.0	-1.0	
Under 0.8 ounces per square yard		2297-131	12/85	103.8	103.8	103.8	-4.4	0	
0.8 ounces to 1.5 ounces per square yard		2297-133	12/85	117.9	117.8	117.0	-.8	-.7	
Over 1.5 ounces per square yard		2297-135	12/85	126.8	126.7	124.3	-2.0	-1.9	
Fabricated nonwoven products		2297-2	01/86	124.5	119.7	123.5	-.8	3.2	
Secondary products and miscellaneous receipts		2297-SM	12/85	(³)	(³)	(³)	(³)	(³)	
Cordage and twine	2298		06/85	154.0	154.7	150.2	-6.0	-2.9	
Primary products		2298-P	06/85	157.2	158.1	152.9	-6.8	-3.3	
Soft fiber cordage and twine, except cotton		2298-2	06/85	130.3	131.2	126.4	-7.0	-3.7	
Manmade fiber cordage and twine		2298-2A	06/85	132.2	133.0	128.2	-7.0	-3.6	
Fish line, fish net, and fish netting (made in this establishment)		2298-207	06/85	193.7	193.7	193.7	0	0	
Rope		2298-208	06/85	118.8	120.8	110.1	-13.9	-8.9	
All other manmade fiber cordage and twine, incl. agriculture and industrial		2298-213	12/92	99.2	99.1	98.9	-2.7	-2	
Cotton cordage and twine		2298-3	06/85	112.8	112.8	111.1	-5.8	-1.5	
Braided cord		2298-311	12/92	87.0	87.0	87.0	-14.0	0	
Wrapping, seine, and other twine		2298-325	11/85	114.9	114.9	110.5	-3.8	-3.8	
Secondary products and miscellaneous receipts	2298-SM								
Secondary products	2298-S	06/85	127.3	127.3	127.3	0	0		
Textile goods, n.e.c.	2299		06/85	115.1	114.6	114.4	-1.0	-2	
Primary products		2299-P	06/85	115.4	114.9	114.7	-1.0	-2	
Felt goods, except woven felt and hats		2299-1	12/85	118.8	118.8	118.8	.8	0	

See footnotes at end of table.

**Table 5. Producer price indexes for the net output of selected industries and their products, not seasonally adjusted
—Continued**

Industry and product ¹	Industry code	Product code	Index base	Index			Percent change to Feb. 1999 from —	
				Oct. 1998 ²	Jan. 1999 ²	Feb. 1999 ²	Feb. 1998	Jan. 1999
Textile goods, n.e.c.—Continued								
Punched or needled felts		2299-12	12/85	106.8	106.7	106.8	1.0	0.1
Wool felts and man-made fiber felts		2299-124	12/85	106.6	106.5	106.5	1.2	0
Scouring and combing mill products		2299-3	06/85	102.2	102.3	100.5	-12.5	-1.8
Processed textile waste		2299-4	12/85	156.4	153.1	152.1	-2.2	-7
Recovered fibers, processed mill waste, and related products		2299-41	12/85	156.4	153.1	152.1	-2.2	-7
Fibers recovered from clips and rags (new and used)		2299-411	12/85	92.5	92.5	92.5	0	0
Fibers recovered from mill waste, excluding fibers recovered from clips and rags		2299-412	12/85	157.6	153.7	152.3	-2.6	-9
Man-made fibers		2299-4127	12/85	139.4	139.4	137.6	2.6	-1.3
Nylon		2299-41273	12/85	92.3	(³)	(³)	(³)	(³)
Padding and upholstery filling		2299-6	12/85	116.0	116.0	116.3	-1.0	.3
Padding and upholstery filling, batting, wadding, excluding foam rubber and plastics		2299-63	12/85	116.0	116.0	116.3	-1.0	.3
Padding and pads		2299-631	12/85	94.8	94.8	95.7	-1.4	.9
All other padding		2299-63119	12/85	103.4	103.6	105.5	-3.0	1.8
Batting, wadding, and mattress felts		2299-633	12/85	134.7	134.7	134.7	-1.0	0
Made from all other fibers		2299-63341	12/85	131.3	131.3	131.3	-2.0	0
Upholstery filling		2299-635	12/85	121.4	(³)	121.4	0	(³)
Other textile goods, n.e.c.		2299-859	06/85	102.4	101.9	100.3	-6.4	-1.6
Secondary products and miscellaneous receipts		2299-SM						
Secondary products		2299-S	06/85	134.2	133.3	133.3	-1.0	0
Apparel and other finished products made from fabrics and similar materials								
	23		12/84	125.3	125.1	125.1	.6	0
Men's and boys' suits and coats								
	231		12/80	168.2	168.8	168.7	3.8	-1
Men's and boys' suits and coats								
	2311		12/80	168.2	168.8	168.7	3.8	-1
Primary products		2311-P	12/80	167.5	168.2	168.0	4.0	-1
Men's and boys' suits and coats, excluding contract work		2311-A	12/86	133.5	134.1	134.0	4.4	-1
Men's suits		2311-1	12/80	173.3	174.6	174.2	6.8	-2
Men's tailored outercoats		2311-2	12/93	109.0	109.0	109.0	1.7	0
Men's tailored dress and sport coats and jackets		2311-3	12/80	151.8	151.8	151.8	.7	0
Boys' suits, coats and tailored jackets, incl. sep. vests		2311-4	12/80	146.0	(³)	(³)	(³)	(³)
Receipts for contract work on men's and boys' suits and coats		2311-9	12/80	182.7	(³)	182.3	1.6	(³)
Secondary products and miscellaneous receipts		2311-SM						
Secondary products		2311-S	12/80	182.9	182.9	184.4	1.9	.8
Other secondary products		2311-SSS	12/80	(³)	179.6	179.6	(³)	0
Men's and boys' separate trousers and slacks		2325-S	12/80	172.2	172.2	174.6	3.2	1.4
Women's, misses', and juniors' suits, skirts, and coats		2337-S	12/93	108.0	(³)	(³)	(³)	(³)
Men's, youths' & boys' furnishings, work clothing & allied garments								
	232		12/84	126.5	126.8	126.8	.8	0
Men's and boys' shirts, except work shirts								
	2321		06/83	121.6	121.6	121.2	-5	-3
Primary products		2321-P	06/83	121.9	122.0	121.5	-6	-4
Men's and boys' knit shirts (made from purchased knit fabrics)		2321-2	06/83	110.2	110.1	109.5	-1.0	-5
Men's and boys' woven dress and sport shirts, including uniform shirts ..		2321-4	06/83	128.3	128.8	128.6	.7	-2
Contract and commission work on men's and boys' shirts		2321-9	06/83	135.8	135.9	135.9	-1.3	0
Secondary products and miscellaneous receipts		2321-SM						
Secondary products		2321-S	06/83	127.5	127.5	127.6	.1	.1
Men's and boys' underwear and nightwear								
	2322		06/82	126.1	126.1	126.1	.2	0
Primary products		2322-P	06/82	122.7	122.7	(³)	(³)	(³)
Men's and boys' knit underwear		2322-A	06/82	121.7	121.7	(³)	(³)	(³)
Knit undershirts, except thermal		2322-1	06/82	125.5	125.5	(³)	(³)	(³)
Undershirts, except athletic type		2322-122	06/82	127.8	127.8	(³)	(³)	(³)
Secondary products and miscellaneous receipts		2322-SM	06/82	138.3	(³)	(³)	(³)	(³)
Men's and boys' neckwear								
	2323		12/83	133.0	131.9	131.9	1.0	0
Primary products		2323-P	12/83	136.9	135.7	135.7	1.2	0
Men's and boys' neckwear		2323-1	12/83	136.9	135.7	135.7	1.2	0
Men's and boys' neckties		2323-12	12/83	137.0	135.8	135.8	1.1	0
All silk		2323-121	12/83	152.8	153.0	153.0	-5	0
All polyester		2323-127	12/83	128.0	128.0	128.0	1.2	0
Other fabrics, including blends		2323-129	12/83	135.3	129.3	129.3	1.2	0
Men's and boys' separate trousers and slacks								
	2325		12/81	137.3	138.0	138.2	1.8	.1
Primary products		2325-P	12/81	137.2	138.1	138.2	2.0	.1
Men's and boys' separate dress and sport trousers		2325-1	12/81	136.8	137.5	138.0	3.3	.4
Men's separate trousers and slacks		2325-11	12/81	141.8	142.5	143.0	3.5	.4
Boys' separate trousers and slacks		2325-13	06/87	110.0	(³)	(³)	(³)	(³)
Men's and boys' jeans, jean cut casual slacks, and dungarees		2325-2	12/81	136.6	137.7	137.7	1.8	.0
Men's jeans, dungarees, and jean cut casual slacks		2325-2A	12/81	140.7	142.2	142.2	2.4	0
Men's jeans and dungarees		2325-21	12/92	110.2	111.6	111.6	2.1	0
Men's jean cut casual slacks		2325-22	12/92	112.0	112.0	112.3	4.2	.3
Contract work on men's and boys' dress and sport trousers and slacks ..		2325-9	12/81	138.3	138.3	138.3	.1	0
Contract work on men's and boys' trousers and slacks		2325-911	12/81	152.0	152.1	152.3	.3	.1

See footnotes at end of table.

Table 5. Producer price indexes for the net output of selected industries and their products, not seasonally adjusted—Continued

Industry and product ¹	Industry code	Product code	Index base	Index			Percent change to Feb. 1999 from —	
				Oct. 1998 ²	Jan. 1999 ²	Feb. 1999 ²	Feb. 1998	Jan. 1999
Men's and boys' separate trousers and slacks—Continued								
Contract work on men's and boys' jeans and jean cut casual slacks, including dungarees		2325-912	12/92	95.9	95.9	95.8	-0.1	-0.1
Secondary products and miscellaneous receipts		2325-SM						
Secondary products		2325-S	12/81	149.2	149.0	149.3	.6	.2
Men's and boys' work clothing	2326		12/81	136.3	136.5	136.9	.4	.3
Primary products		2326-P	12/81	138.4	138.5	139.0	.4	.4
Men's and boys' work shirts		2326-1	12/81	131.7	131.7	131.7	0	0
Men's and boys' other work clothing		2326-2	12/81	138.5	138.7	139.5	.7	.6
Men's and boys' work pants		2326-211	12/81	141.6	141.6	141.7	-.1	.1
Men's and boys' coveralls, overalls, and jumpsuits		2326-231	12/92	115.3	115.3	117.5	1.9	1.9
Men's washable service apparel		2326-251	12/81	130.6	132.1	132.1	1.1	0
Men's and boys' other work clothing, including jackets		2326-281	12/81	124.0	124.0	124.0	0	0
Contract and commission work on men's and boys' work clothing		2326-9						
Contract and commission work on men's and boys' work clothing		2326-911	12/81	144.5	144.5	144.5	.2	0
Secondary products and miscellaneous receipts		2326-SM						
Secondary products		2326-S	12/81	127.3	127.3	127.3	.6	0
Men's and boys' clothing, n.e.c.	2329		12/83	126.7	127.1	127.2	.9	.1
Primary products		2329-P	12/83	127.6	127.8	128.0	.9	.2
Men's and boys' nontailored heavy jackets and coats, including uniform, excluding ski jackets		2329-1	12/83	122.2	123.0	122.8	1.1	-.2
Men's and boys' swimwear, sweaters, and outerwear, n.e.c.		2329-2	12/83	130.2	130.2	130.4	.4	.2
Swimwear and athletic shorts		2329-22	12/83	125.4	125.4	125.8	.5	.3
Outerwear, n.e.c. (ski and snow pants, leggings, light outerwear jackets, etc.)		2329-28	12/83	132.9	132.8	132.9	.4	.1
Contract work on men's and boys' clothing, n.e.c.		2329-9	10/97	(⁹)	101.9	(⁹)	(⁹)	(⁹)
Secondary products and miscellaneous receipts		2329-SM						
Secondary products		2329-S	12/83	132.5	133.6	133.6	.8	0
Women's, misses', and juniors' outerwear	233		12/84	118.2	118.5	118.3	.7	-.2
Women's, misses', & juniors' blouses & shirts	2331		06/83	132.8	132.8	132.8	0	0
Primary products		2331-P	06/83	133.8	133.8	133.8	0	0
Knit shirts and blouses made from purchased fabric		2331-3	06/93	107.4	107.4	107.4	0	0
T-shirts and tank tops		2331-321	06/93	114.0	114.0	114.0	0	0
Sweatshirts		2331-341	06/89	(⁹)	(⁹)	(⁹)	(⁹)	(⁹)
All other		2331-351	06/93	97.0	97.0	97.0	0	0
Woven shirts and blouses		2331-4	06/83	156.1	156.1	156.1	0	0
Contract work on women's, misses', and juniors' blouses & shirts		2331-9	06/83	113.0	(⁹)	113.0	0	(⁹)
Secondary products and miscellaneous receipts		2331-SM						
Miscellaneous receipts		2331-M	12/98	(⁹)	100.0	100.0	(⁹)	0
Other miscellaneous receipts		2331-XY9	12/98	(⁹)	100.0	100.0	(⁹)	0
Secondary products		2331-S	06/83	116.7	116.7	116.7	0	0
Women's, misses', and juniors' dresses	2335		12/80	126.9	126.9	126.9	-.2	0
Primary products		2335-P	12/80	125.7	125.8	125.8	-.6	0
Dresses made from purchased fabric		2335-3	06/86	113.8	113.9	113.9	-.8	0
Contract work on women's and misses' dresses		2335-9	12/80	126.1	126.1	126.1	.2	0
Secondary products and miscellaneous receipts		2335-SM						
Secondary products		2335-S	12/80	150.2	150.2	150.2	2.5	0
Women's, misses', and juniors' suits and coats	2337		12/82	111.4	111.4	111.5	1.4	.1
Primary products		2337-P	12/82	109.7	109.7	109.9	1.8	.2
Coats and capes		2337-1	06/93	(⁹)	83.0	83.0	(⁹)	0
Suits and pantsuits		2337-2	06/93	72.2	72.2	72.2	.4	0
Jackets, vests and skirts		2337-4	12/82	112.0	112.0	112.3	2.9	.3
Skirts, including uniform		2337-411	12/82	109.2	109.2	109.7	4.1	.5
Jackets and vests		2337-421	12/98	(⁹)	100.0	99.9	(⁹)	-.1
Contract work on women's, misses' and juniors' suits and coats		2337-9	12/82	122.3	122.3	122.3	0	0
Secondary products and miscellaneous receipts		2337-SM						
Secondary products		2337-S	12/82	121.5	121.5	121.5	.7	0
Women's, misses', and juniors' outerwear, n.e.c.	2339		06/83	112.4	112.9	112.6	1.4	-.3
Primary products		2339-P	06/83	116.2	116.9	116.5	1.8	-.3
Bathing suits		2339-4	12/83	(⁹)	(⁹)	171.9	(⁹)	(⁹)
Slacks		2339-5	06/83	95.3	96.3	94.5	-.3	-1.9
Other outerwear, n.e.c.		2339-7	06/83	126.8	126.8	126.8	3.8	0
Play garments, including shorts, pedal pushers, Bermudas, and Jamaicas		2339-761	06/93	94.9	94.9	94.9	0	0
All other women's, misses', and juniors' outerwear, n.e.c.		2339-781	06/93	(⁹)	(⁹)	140.6	(⁹)	(⁹)
Contract and commission work on women's, misses', and juniors' outerwear, n.e.c.		2339-9	06/83	125.9	125.9	125.9	0	0
Secondary products and miscellaneous receipts		2339-SM						
Secondary products		2339-S	06/83	101.4	101.5	101.5	.1	0
Women's, misses', children's, and infants' undergarments	234		12/84	121.3	121.8	121.8	.9	0

See footnotes at end of table.

Table 5. Producer price indexes for the net output of selected industries and their products, not seasonally adjusted
—Continued

Industry and product ¹	Industry code	Product code	Index base	Index			Percent change to Feb. 1999 from —	
				Oct. 1998 ²	Jan. 1999 ²	Feb. 1999 ²	Feb. 1998	Jan. 1999
Women's and children's underwear and nightwear	2341		06/82	122.0	122.6	122.5	0.7	-0.1
Primary products		2341-P	06/82	124.3	125.1	124.9	.3	-2
Women's and children's underwear and nightwear, excluding contract work		2341-A	12/87	112.8	113.5	113.4	.4	-1
Underwear		2341-2	06/82	138.3	140.3	140.0	1.0	-2
Women's underwear		2341-21	06/82	135.7	138.0	137.7	1.2	-2
Panties		2341-213	06/82	139.1	139.5	139.4	-2	-1
Other women's underwear		2341-214	06/82	131.9	(³)	131.9	0	(³)
Girls', children's and infants' underwear		2341-22	06/82	149.2	149.2	149.2	0	0
Other girls', children's and infants' underwear		2341-225	06/82	169.5	169.5	169.5	0	0
Nightwear		2341-3	06/82	112.9	112.9	112.9	-2	0
Women's nightwear		2341-31	06/82	113.5	113.5	113.5	0	0
Nightgowns		2341-315	06/82	107.6	107.6	107.6	0	0
Chiefly synthetic fibers		2341-3153	06/82	110.6	110.6	110.6	0	0
Other women's nightwear		2341-317	06/82	132.2	132.2	132.2	0	0
Girls', children's and infants' nightwear		2341-32	06/82	114.6	114.6	114.6	-3.0	0
Nightgowns		2341-325	06/82	127.0	(³)	(³)	(³)	(³)
Pajamas		2341-326	06/82	115.9	115.9	115.9	-9	0
Contract work on women's and children's underwear and nightwear		2341-9	06/82	128.8	128.8	128.8	0	0
Secondary products and miscellaneous receipts		2341-SM						
Secondary products		2341-S	06/82	96.1	96.1	96.1	0	0
Brassieres and allied garments	2342		06/82	145.0	145.4	145.7	1.3	.2
Primary products		2342-P	06/82	147.3	147.5	147.8	1.4	.2
Brassieres and allied garments, excluding contract work		2342-A	12/87	121.4	121.6	121.9	1.5	.2
Brassieres		2342-1	06/82	140.5	140.8	140.8	1.5	0
Bandeau		2342-14	06/82	140.8	140.8	140.8	1.7	0
Regular strap		2342-141	06/82	131.1	131.1	131.1	0	0
Strapless, convertible or other bandeau bras		2342-143	06/82	155.1	154.9	(³)	(³)	(³)
Other bras, including long line		2342-15	06/82	131.5	140.5	139.9	-2.8	-4
Girdles, corsets, combinations and accessories		2342-2	06/82	171.7	171.7	173.7	1.2	1.2
Girdles, with or without openings		2342-211	12/87	132.1	(³)	132.1	0	(³)
Corsets, combinations, and accessories		2342-241	06/82	145.9	145.9	151.8	4.0	4.0
Secondary products and miscellaneous receipts		2342-SM						
Secondary products		2342-S	06/82	128.5	130.6	131.0	.8	.3
Hats, caps, and millinery	235		06/85	136.9	137.1	137.3	1.3	.1
Hats, caps, and millinery	2353		12/90	118.5	118.7	118.9	1.4	.2
Primary products		2353-P	12/90	119.3	119.5	119.7	1.2	.2
Millinery		2353-1	12/90	113.9	113.9	113.9	0	0
Fur felt and wool felt		2353-112	06/85	109.5	(³)	(³)	(³)	(³)
All other millinery inc. flowered millinery, straw, whimsys, miniatures, etc.		2353-193	06/85	(³)	122.2	(³)	(³)	(³)
Hats and hat bodies, except cloth and millinery		2353-2	12/90	118.5	118.5	118.5	.3	0
Finished straw hats except harvest hats		2353-215	06/85	118.2	118.2	118.2	0	0
Wool felt finished hats		2353-241	06/85	165.1	(³)	(³)	(³)	(³)
Woven cloth hats and caps		2353-3	12/90	121.5	121.8	121.8	1.5	0
Woven cloth hats, except uniform		2353-312	06/85	170.5	170.5	170.5	2.0	0
Woven cloth caps, except uniform		2353-315	06/85	135.6	136.1	136.1	1.6	0
All other hats and caps, including those made from purchased knit fabric and harvest hats		2353-498	12/90	117.5	117.5	120.5	3.6	2.6
Secondary products and miscellaneous receipts		2353-SM						
Miscellaneous receipts		2353-M	12/90	(³)	(³)	(³)	(³)	(³)
Secondary products		2353-S	12/90	127.1	127.1	127.1	0	0
Girls', children's, and infants' outerwear	236		12/84	118.6	118.4	118.5	-1	.1
Girls', children's, and infants' dresses, blouses, and shirts	2361		12/84	123.6	123.7	123.9	.6	.2
Primary products		2361-P	12/84	122.1	122.3	122.2	.5	-1
Girls', children's, and infant's knit blouses and shirts		2361-3	12/97	100.9	101.6	101.4	1.4	-2
Girls', children's, and infant's woven blouses and shirts		2361-4	12/97	(³)	(³)	(³)	(³)	(³)
Girls', children's, and infant's dresses		2361-5	12/84	128.8	128.7	128.7	.1	0
Contract work on dresses, blouses & shirts		2361-9	12/97	(³)	100.0	(³)	(³)	(³)
Secondary products and miscellaneous receipts		2361-SM						
Secondary products		2361-S	12/84	140.4	139.8	141.1	.9	.9
Girls', children's, & infants' outerwear, n.e.c.	2369		12/84	113.4	113.0	112.9	-8	-1
Primary products		2369-P	12/84	113.8	113.3	113.1	-9	-2
Coats, snowsuits, coat-and-legging sets, suits, vests, & jackets		2369-2	12/84	139.0	144.6	(³)	(³)	(³)
Outerwear, n.e.c., except contract work		2369-3	12/84	112.2	111.4	111.1	-1.2	-3
Play Garments		2369-343	12/97	100.7	99.5	99.5	-8	0
Other Outerwear		2369-349	12/97	97.3	98.8	97.2	-3.5	-1.6
Secondary products and miscellaneous receipts		2369-SM						
Secondary products		2369-S	12/84	109.9	110.4	110.4	-7	0
Girls', children's, and infants' dresses, blouses, & shirts		2361-S	12/84	108.0	109.1	109.1	-1.5	0
Other secondary products		2369-SSS	12/84	111.2	111.2	111.2	(³)	0
Fur goods	237		12/83	128.5	128.5	127.9	2.8	-5

See footnotes at end of table.

**Table 5. Producer price indexes for the net output of selected industries and their products, not seasonally adjusted
—Continued**

Industry and product ¹	Industry code	Product code	Index base	Index			Percent change to Feb. 1999 from —	
				Oct. 1998 ²	Jan. 1999 ²	Feb. 1999 ²	Feb. 1998	Jan. 1999
Fur goods	2371		12/83	128.5	128.5	127.9	2.8	-0.5
Primary products		2371-P	12/83	131.6	131.6	130.9	2.9	-5
Fur products		2371-1	12/83	131.6	131.6	130.9	2.9	-5
Mink		2371-111	12/83	141.3	141.3	140.3	4.7	-7
Fox		2371-113	06/90	161.5	161.5	161.5	0	0
Beaver, Rabbit, and Other Furs		2371-115	12/83	87.0	87.0	87.0	-3.5	0
Miscellaneous apparel and accessories	238		06/85	131.0	131.0	131.0	1.3	0
Fabric dress and work gloves	2381		06/85	133.3	133.3	133.3	1.1	0
Primary products		2381-P	06/85	129.5	129.5	129.5	1.2	0
Work gloves and mittens		2381-2	06/85	129.6	129.6	129.6	1.3	0
All fabric		2381-211	06/85	131.6	131.6	131.6	1.0	0
Single canton flannel		2381-21122	06/85	131.7	131.7	131.7	1.8	0
Double canton flannel		2381-21124	06/85	125.6	125.6	125.6	.2	0
Fleeced cotton jersey		2381-21132	06/85	131.0	131.0	131.0	0	0
Circular knit cotton		2381-21134	06/85	140.3	(³)	(³)	(³)	(³)
Coated and partially coated fabric		2381-21138	06/85	127.1	127.1	127.1	2.7	0
Other fabric		2381-21147	06/85	133.5	133.5	133.5	-2.3	0
Leather or plastic and fabric combinations		2381-251	06/85	120.8	120.8	120.8	3.1	0
Secondary products and miscellaneous receipts		2381-SM						
Miscellaneous receipts		2381-M	06/85	140.2	140.2	140.2	1.4	0
Resales		2381-Z89	06/85	140.2	140.2	140.2	1.4	0
Secondary products		2381-S	06/85	155.7	155.7	155.7	0	0
Robes and dressing gowns, except children's	2384		06/85	128.2	128.2	128.2	5.0	0
Primary products		2384-P	06/85	124.5	124.5	124.5	.5	0
Men's and boys' robes and dressing gowns		2384-1	06/85	124.0	124.0	(³)	(³)	(³)
Women's, misses', and juniors' robes and dressing gowns		2384-2	06/85	125.0	125.0	125.0	1.3	0
Secondary products and miscellaneous receipts		2384-SM						
Secondary products		2384-S	06/85	144.9	144.9	144.9	24.7	0
Waterproof outer garments	2385		06/85	128.0	127.4	127.4	.6	0
Primary products		2385-P	06/85	131.1	131.1	131.1	1.2	0
Raincoats and raincapcs		2385-141	06/85	127.9	127.9	127.9	.1	0
Men's and boys'		2385-14111	06/85	130.5	(³)	130.5	.2	(³)
Other waterproof garments		2385-198	06/85	134.6	134.6	134.6	8.4	0
Secondary products and miscellaneous receipts		2385-SM	06/85	(³)	(³)	(³)	(³)	(³)
Leather and sheep lined clothing	2386		12/85	122.2	122.9	122.7	.7	-2
Primary products		2386-P	12/85	120.3	121.0	120.8	.8	-2
Leather coats and jackets		2386-1A	12/85	122.4	123.3	123.2	1.0	-1
Men's and boys'		2386-101	12/85	138.5	139.5	139.8	1.5	.2
Women's, misses', and juniors'		2386-102	12/85	(³)	(³)	(³)	(³)	(³)
All other leather and sheep lined clothing, including children's		2386-1B						
All other leather and sheep lined clothing, including children's		2386-198	12/85	104.9	104.9	104.1	-.8	-.8
Secondary products and miscellaneous receipts		2386-SM						
Apparel belts	2387		06/85	134.0	134.0	134.0	-.1	0
Primary products		2387-P	06/85	131.7	131.7	131.7	-.1	0
Leather belts		2387-1	06/85	144.5	144.5	144.5	0	0
Men's and boys' leather belts		2387-15	06/85	154.3	154.3	154.3	0	0
Men's and boys' made for sale separately		2387-155	06/92	115.3	115.3	115.3	.0	.0
Secondary products and miscellaneous receipts		2387-SM						
Miscellaneous receipts		2387-M	06/92	102.0	(³)	102.0	0	(³)
Apparel and accessories, n.e.c.	2389		12/85	131.0	131.1	131.1	1.0	0
Primary products		2389-P	12/85	126.2	127.0	126.2	-.6	-.6
Apparel and accessories, n.e.c.		2389-1	12/85	126.2	127.0	126.2	-.6	-.6
Academic caps and gowns and costumes, including theatrical		2389-191	12/85	131.2	133.8	131.9	-1.2	-1.4
Ecclesiastical vestments, special garments for fraternal orders, except tailored clothing		2389-198	12/85	112.5	112.1	112.1	.1	0
Secondary products and miscellaneous receipts		2389-SM						
Secondary products		2389-S	12/85	147.6	140.7	147.9	5.8	5.1
Miscellaneous fabricated textile products	239		12/84	129.1	127.8	127.8	-.2	0
Curtains and draperies	2391		06/84	138.6	138.7	139.3	1.5	.4
Primary products		2391-P	06/84	137.5	137.6	137.7	.7	.1
Curtains and draperies, woven		2391-11	06/98	99.9	100.1	100.1	(³)	0
Curtains, except lace		2391-111	06/84	132.3	132.7	132.7	.2	0
Wholly or chiefly cotton fabrics		2391-11112	06/84	176.3	176.9	176.9	.3	0
All other materials		2391-11114	06/89	106.4	106.6	106.7	.1	.1
Draperies		2391-121	06/84	140.8	140.8	140.8	1.0	0
Wholly or chiefly cotton fabrics		2391-12111	06/84	137.7	137.7	137.7	0	0
Rayon and/or acetate fabrics		2391-12112	06/84	142.8	142.8	142.8	2.1	0
All other materials		2391-12113	12/84	127.7	127.7	127.7	.5	0
Curtains and draperies, knit		2391-13	06/98	100.0	100.0	100.0	(³)	0
Secondary products and miscellaneous receipts		2391-SM						
Secondary products		2391-S	06/84	125.6	125.6	125.6	-2.7	0

See footnotes at end of table.

**Table 5. Producer price indexes for the net output of selected industries and their products, not seasonally adjusted
—Continued**

Industry and product ¹	Industry code	Product code	Index base	Index			Percent change to Feb. 1999 from —	
				Oct. 1998 ²	Jan. 1999 ²	Feb. 1999 ²	Feb. 1998	Jan. 1999
House furnishings, n.e.c.	2392		06/83	119.1	119.1	119.1	-0.5	0
Primary products		2392-P	06/83	116.6	116.6	116.6	-.6	0
Bedspreads and bedsets		2392-A	06/83	119.2	119.2	119.2	.1	0
Sheets and pillowcases		2392-2	06/83	111.8	111.8	111.8	1.2	0
Towels and washcloths		2392-3	06/83	102.4	102.4	102.4	.8	0
Other house furnishings		2392-4	06/83	121.5	121.5	121.5	-1.4	0
Quilted products, including comforters, quilts, mattress protectors and other qu		2392-423	06/83	89.9	89.9	89.9	-2.6	0
Other household furnishings (including shower bath curtains, table linen, slipco)		2392-424	12/97	99.7	99.7	99.7	0	0
Bed pillows, fancy pillows and cushions		2392-451	03/96	128.6	128.6	128.6	-2.0	0
Mops and dusters (including dry mops and dusters, wet mops and sponge mops)		2392-477	06/83	146.4	146.4	146.4	-1.2	0
Secondary products and miscellaneous receipts		2392-SM						
Miscellaneous receipts		2392-M	06/83	123.8	123.8	123.8	0	0
Resales		2392-Z89	06/83	125.7	125.7	125.7	0	0
Secondary products		2392-S	06/83	141.6	141.6	141.6	0	0
Textile bags	2393		12/85	131.1	132.5	132.5	1.1	0
Primary products		2393-P	12/85	129.8	131.2	131.3	1.2	.1
Vegetable fiber bags		2393-1	12/85	123.2	124.3	124.8	-2.6	.4
Wholly or chiefly cotton fabrics, including cotton canvas and open-mesh cotton		2393-121	12/85	170.0	172.3	173.1	1.5	.5
Other wholly or chiefly cotton fabric bags		2393-12122	12/92	114.2	116.1	116.1	1.0	0
Other textile bags		2393-2	12/85	136.6	136.3	138.0	4.5	-2.2
Wholly or chiefly manmade fiber fabrics		2393-241	12/85	134.7	134.7	134.7	3.8	0
Other manmade fiber fabric bags		2393-24133	12/92	108.2	108.2	(³)	(³)	(³)
Other fabrics		2393-279	12/89	120.4	120.4	(³)	(³)	(³)
Secondary products and miscellaneous receipts		2393-SM						
Canvas and related products	2394		12/85	189.8	189.7	189.8	.5	.1
Primary products		2394-P	12/85	193.8	193.7	193.8	.5	.1
Awnings		2394-2	12/85	199.8	199.0	199.0	.6	0
Tents		2394-3	12/85	169.8	169.8	169.8	1.3	0
Other tents		2394-366	12/85	162.2	162.2	162.2	2.5	0
Commercial and other tents		2394-36637	12/85	163.2	163.2	163.2	2.4	0
Tarpaulins and other covers		2394-5	12/85	265.1	265.1	(³)	(³)	(³)
Fitted		2394-555	12/85	141.6	141.6	(³)	(³)	(³)
Other products		2394-8						
Sails		2394-877	12/85	150.1	150.5	150.9	1.1	.3
Miscellaneous receipts		2394-M	12/85	160.5	160.5	(³)	(³)	(³)
Secondary products		2394-S	12/85	154.7	154.8	154.8	.3	0
Pleating, stitching, and tucking	2395		12/85	139.0	139.0	139.0	1.2	0
Primary products		2395-P	12/85	136.9	136.9	136.9	1.0	0
Embroideries (except Schiffli)		2395-1	12/85	142.5	142.5	142.5	2.1	0
Embroideries, including embroidered art needlework		2395-112	12/85	151.1	151.1	151.1	2.0	0
Commission embroidering, tucking, pleating, etc. for the trade		2395-9	12/85	131.3	131.3	131.3	0	0
Embroidering (exc. Schiffli) on materials owned by others		2395-911	12/85	172.2	172.2	172.2	0	0
Contract tucking, pleating, hemstitching, and buttonholing for the trade		2395-931	12/85	119.3	119.3	119.3	.0	.0
Secondary products and miscellaneous receipts		2395-SM						
Secondary products		2395-S	12/85	156.5	156.5	156.5	2.6	0
Automotive trimmings, apparel findings, and related products	2396		12/83	125.1	121.0	120.9	-1.1	-1.1
Primary products		2396-P	12/83	126.1	121.7	121.7	-1.1	0
Men's and boys' suit and coat findings, and hat and cap trimmings		2396-1	12/83	126.9	126.9	125.4	-1.4	-1.2
Automotive trimmings		2396-2	12/83	125.3	120.6	120.6	-3.8	0
Other trimmings and findings		2396-3	12/83	138.0	138.0	138.0	1.8	0
Women's and children's apparel trimmings and findings		2396-311	12/83	172.1	172.1	(³)	(³)	(³)
Other trimmings and findings, including furniture trimmings		2396-312	12/83	78.4	78.4	78.4	0	0
Printing and stamping on apparel, apparel accessories, and art goods ...		2396-4	06/90	115.1	109.9	109.9	1.4	0
Secondary products and miscellaneous receipts		2396-SM						
Secondary products		2396-S	12/83	83.4	83.4	83.4	1.2	0
Schiffli machine embroideries	2397		06/85	142.7	139.9	143.0	3.2	2.2
Primary products		2397-P	06/85	142.0	141.1	142.4	2.0	.9
Schiffli machine embroideries		2397-1	06/85	142.0	141.1	142.4	2.0	.9
Secondary products and miscellaneous receipts		2397-SM	06/85	(³)	(³)	(³)	(³)	(³)
Fabricated textile products, n.e.c.	2399		12/85	110.5	110.6	110.6	.2	0
Primary products		2399-P	12/85	109.9	109.8	109.9	0	.1
Automobile seat covers		2399-115	12/85	143.6	143.4	143.8	-1.8	.3
Seat or safety belts, including shoulder harnesses, except leather		2399-125	12/85	88.9	88.9	88.9	.8	0
Sleeping bags		2399-131	12/85	104.4	104.4	104.4	-2.4	0
Flags, banners, and similar emblems		2399-141	12/85	137.8	137.3	137.3	.1	0
Parachutes		2399-185	12/85	176.1	176.3	(³)	(³)	(³)
All other fabricated textile products, n.e.c.		2399-198	12/85	113.4	113.4	113.5	.1	.1
Secondary products and miscellaneous receipts		2399-SM						
Miscellaneous receipts		2399-M	12/85	108.5	(³)	109.7	2.8	(³)
Secondary products		2399-S	12/85	119.3	119.3	119.3	.3	0

See footnotes at end of table.

Table 5. Producer price indexes for the net output of selected industries and their products, not seasonally adjusted
—Continued

Industry and product ¹	Industry code	Product code	Index base	Index			Percent change to Feb. 1999 from —	
				Oct. 1998 ²	Jan. 1999 ²	Feb. 1999 ²	Feb. 1998	Jan. 1999
Lumber and wood products, except furniture	24		12/84	155.3	156.7	158.3	0.1	1.0
Logging camps and logging contractors	241		12/81	182.9	182.6	183.6	-5.5	.5
Logging camps and logging contractors	2411		12/81	183.0	182.7	183.7	-5.5	.5
Primary products		2411-P	12/81	186.8	186.4	187.5	-5.7	.6
Softwood logs, bolts, and timber		2411-1	12/81	221.9	222.9	226.0	-5.0	1.4
Douglas fir		2411-117	12/81	220.0	227.7	232.0	-1.6	1.9
Sawlogs and bolts		2411-11744	12/81	213.0	220.5	224.7	-1.6	1.9
Softwood, except Douglas fir		2411-13	12/81	216.2	213.8	216.2	-6.8	1.1
Southern yellow pine		2411-131	12/81	116.3	113.6	112.8	-9.8	-.7
Spruce		2411-133	12/81	250.2	250.2	250.4	-.1	.1
Hemlock		2411-135	12/81	155.1	161.0	169.8	-2.4	5.5
Other softwood log species, n.e.c.		2411-139	12/94	100.4	100.3	100.9	-4.7	.6
Hardwood logs, bolts, and timber		2411-2	12/81	129.1	128.8	127.2	-14.1	-1.2
Other hardwood log species, n.e.c.		2411-221	12/81	124.5	124.2	122.3	-16.9	-1.5
Pulpwood		2411-3	12/81	105.7	102.7	102.0	-11.2	-.7
Softwood		2411-31115	12/81	106.5	102.8	102.3	-8.5	-.5
Hardwood		2411-32227	12/81	97.0	95.6	94.5	-15.9	-1.2
Other products		2411-4	06/82	98.5	98.3	97.1	-3.3	-1.2
Wood poles, piles, and posts		2411-413	12/94	124.2	124.6	120.8	-5.0	-3.0
Wood chips produced in the field		2411-416	12/94	99.6	99.9	99.9	-.3	0
Contract logging		2411-9	12/81	119.3	118.8	119.0	-3.6	.2
Contract logging		2411-911	12/81	119.3	118.8	119.0	-3.6	.2
Secondary products and miscellaneous receipts		2411-SM						
Miscellaneous receipts		2411-M	06/86	(³)	(³)	(³)	(³)	(³)
Sawmills and planing mills	242		12/84	151.0	154.8	157.1	-3.8	1.5
Sawmills and planing mills	2421		12/80	145.1	149.3	152.0	-4.0	1.8
Primary products		2421-P	12/80	146.6	151.0	154.2	-4.4	2.1
Hardwood lumber, rough and dressed, except siding		2421-1	12/80	179.5	177.8	176.7	-2.9	-.6
Hardwood rough lumber		2421-12	12/80	175.8	174.1	172.9	-2.9	-.7
Oak		2421-121	12/80	208.9	205.7	203.1	-3.3	-1.3
Red, no. 1 common		2421-12111	12/80	237.3	236.6	236.4	2.1	-.1
White		2421-12112	12/80	158.8	155.8	156.2	-6.6	-.3
Other Red Oak		2421-12119	12/80	223.7	217.5	208.8	-6.9	-4.0
Poplar		2421-122	12/80	120.6	118.7	118.6	-2.8	-.1
Maple, gum, & ash rough		2421-124	06/95	101.4	101.1	101.0	-6.0	-.1
Other hardwoods rough		2421-125	06/95	106.5	107.5	107.9	4.8	.4
Hardwood, dressed lumber, including ceiling, framing, and matched and shiplapped lumber		2421-13	12/80	198.6	196.8	196.1	-2.8	-.4
Oak		2421-131	08/85	186.3	181.8	179.5	-4.4	-1.3
Other hardwood species		2421-139	12/80	172.5	173.2	174.1	-1.3	.5
Softwood lumber, rough and dressed, except siding		2421-2	12/80	151.1	159.7	164.8	-4.1	3.2
Softwood lumber, rough and dressed, Eastern species, except siding		2421-3	12/80	147.0	154.7	159.7	-7.1	3.2
Rough softwood lumber, Eastern species		2421-31	12/80	119.2	121.6	119.2	-13.0	-2.0
Boards - lumber less than 2 inches in nominal thickness		2421-311	12/80	82.0	87.3	89.1	-25.3	2.1
Lumber and timbers over 2 inches in nominal thickness		2421-313	12/80	148.1	148.1	137.6	-5.7	-7.1
Dressed softwood lumber, Eastern species		2421-32	12/80	159.3	169.4	177.7	-5.2	4.9
Boards - lumber less than 2 inches in nominal thickness		2421-321	12/80	160.9	159.0	163.9	-17.4	3.1
Southern Pine		2421-3211	12/80	160.4	158.4	163.7	-18.8	3.3
Boards, no. 2		2421-32113	12/80	179.3	176.9	184.0	-23.7	4.0
Other Southern Pine Boards		2421-32119	12/80	183.2	180.0	184.0	-9.8	2.2
Light framing lumber 2 inch nominal thickness only		2421-322	12/80	155.0	170.5	181.1	1.6	6.2
Southern Pine		2421-3221	12/80	154.9	172.2	183.7	2.9	6.7
Dimension, no. 1		2421-32211	12/80	151.7	166.9	182.0	4.7	9.0
Dimension no. 2		2421-32212	12/80	163.8	180.4	196.9	5.4	9.1
Other 2 inch Southern Pine lumber		2421-32219	12/80	145.0	158.1	165.8	-3.7	4.9
Lumber and timbers over 2 inch nominal thickness, Eastern species		2421-323	12/80	167.5	171.5	174.8	-12.7	1.9
Softwood lumber, rough and dressed, Western species		2421-4	12/80	149.6	158.7	163.7	-1.6	3.2
Rough softwood lumber, Western species		2421-41	12/80	152.4	150.2	154.5	-6.1	2.9
Boards - lumber less than 2 inches in nominal thickness		2421-411	12/80	186.6	182.3	188.3	1.1	3.3
Light framing lumber 2 inch nominal thickness only		2421-412	12/80	117.0	114.7	115.8	-9.7	1.0
Lumber and timbers over 2 inches in nominal thickness		2421-413	12/80	144.6	(³)	159.2	-11.7	(³)
Dressed softwood lumber, Western species		2421-42	12/80	149.1	162.3	167.6	.1	3.3
Boards-lumber less than 2 inch nominal thickness		2421-421	12/80	154.2	161.3	164.0	3.0	1.7
Douglas Fir		2421-4211	12/80	125.1	131.7	131.5	-1.5	-.2
Ponderosa Pine		2421-4212	12/80	199.7	214.3	221.8	9.9	3.5
No. 3 boards		2421-42121	12/80	114.5	126.7	127.8	12.5	.9
Other boards		2421-42129	12/80	233.3	249.6	260.0	9.0	4.2
Redwood and Western Red Cedar		2421-4216	12/86	198.5	193.9	192.8	-7.4	-.6
Other boards, Western dressed softwood		2421-4219	12/80	173.6	181.3	187.7	8.2	3.5
Lumber of 2 inches nominal thickness only		2421-422	12/80	139.8	157.1	164.2	.1	4.5
Douglas Fir		2421-4221	12/80	129.8	144.3	152.3	-2.9	5.5
Utility 2x4 green		2421-42213	12/80	62.9	67.1	71.2	(³)	6.1
Standard and better		2421-42214	12/80	147.0	163.7	172.6	-4.3	5.4
Other 2 inch Douglas Fir lumber		2421-42219	12/80	163.0	185.8	195.9	9.6	5.4

See footnotes at end of table.

Table 5. Producer price indexes for the net output of selected industries and their products, not seasonally adjusted
—Continued

Industry and product ¹	Industry code	Product code	Index base	Index			Percent change to Feb. 1999 from —	
				Oct. 1998 ²	Jan. 1999 ²	Feb. 1999 ²	Feb. 1998	Jan. 1999
Sawmills and planing mills—Continued								
Ponderosa Pine		2421-4222	12/80	123.1	150.0	152.9	-7.3	1.9
White Fir		2421-4224	12/80	154.4	175.9	183.7	4.9	4.4
Standard and better		2421-42241	12/80	157.0	174.7	186.8	3.8	6.9
Other 2 inch White Fir lumber		2421-42249	12/80	149.4	178.3	178.0	7.0	-2
Western Hemlock		2421-4225	12/80	145.0	161.7	170.1	6.8	5.2
Dimension, std. and btr.		2421-42251	12/80	130.3	147.9	153.3	7.2	3.7
Other 2 inch Western Hemlock lumber		2421-42259	12/80	166.3	181.1	194.1	6.4	7.2
Redwood 2 inch lumber		2421-4226	12/80	182.3	186.5	191.1	10.6	2.5
Other Western softwood 2 inch lumber		2421-4229	12/80	178.9	196.3	211.1	13.5	7.5
Lumber and timbers, over 2 inch nominal thickness		2421-423	12/80	194.3	195.7	194.9	-5.7	-4
Douglas Fir		2421-4231	12/80	153.1	152.7	157.1	-6.2	2.9
Other Western softwood timbers		2421-4239	12/80	227.3	(³)	225.6	-5.4	(³)
Wood chips		2421-5	12/80	91.9	85.8	86.3	-10.6	.6
Short tons		2421-577	12/80	111.5	101.5	104.4	-10.7	2.9
Standard units		2421-578	12/80	69.6	67.1	65.6	-10.5	-2.2
Softwood cut stock		2421-7	12/80	169.4	169.4	169.9	-3.0	.3
Furniture cut stock		2421-711	04/91	159.5	159.6	160.0	-3.0	.3
Softwood flooring, siding and other sawmill and planing mill products		2421-8	12/80	156.9	156.5	157.5	-2	.6
Railway cross-ties and mine ties		2421-817	12/80	170.7	164.2	168.1	2.3	2.4
Other sawmill/planing mill products		2421-819	06/95	104.0	104.4	104.4	-3	0
Contract/custom work		2421-9	12/80	138.9	138.9	138.8	-2.3	-1
Contract or custom sawing of logs owned by others		2421-911	12/80	(³)	(³)	(³)	(³)	(³)
Contract drying, planing, resawing or other manufacturing of lumber owned by others		2421-951	12/86	127.4	127.4	127.3	0	-1
Secondary products and miscellaneous receipts		2421-SM						
Secondary products		2421-S	12/80	136.1	136.4	136.2	-2.0	-1.6
Logging camps/contractors		2411-S	12/80	133.1	139.9	135.6	-3.2	-3.1
Other secondary products		2421-SSS	12/80	139.1	137.0	136.8	-9	-1
Hardwood dimension and flooring								
Primary products	2426		06/84	159.9	159.0	157.9	-2.2	-7
Hardwood flooring		2426-P	06/84	160.3	159.5	158.2	-2.3	-8
Oak		2426-1	06/84	153.8	151.6	148.0	-6.8	-2.4
Oak flooring (3/4" 1/2" 3/8, T, G, EM, 5/16")		2426-11	06/91	145.7	143.9	140.5	-7.5	-2.4
Other oak specialty, including plank, block		2426-111	06/84	141.9	138.7	135.5	-9.6	-2.3
Maple flooring, including strip, block and parquetry		2426-119	06/84	172.3	172.7	169.4	-1.6	-1.9
Glued laminated truck trailer flooring and railroad car decking		2426-131	06/84	120.1	121.3	121.6	3.7	.2
Hardwood dimension stock for furniture and industrial uses		2426-141	06/84	154.6	(³)	(³)	(³)	(³)
Furniture dimension stock		2426-2	06/84	156.3	156.9	157.0	-9	.1
Rough		2426-22	06/91	122.8	123.4	123.4	-2	0
Semifabricated		2426-223	06/84	138.1	138.1	138.1	-2.3	.0
Completely fabricated ready for assembly, incl furniture parts, ex frames for household furn		2426-227	06/84	140.5	141.2	140.9	.7	-2
Industrial dimension stock		2426-229	06/84	166.7	168.6	168.9	1.6	.2
Rough & semi-fabricated dimension stock		2426-28						
Wood frames for household furniture		2426-284	06/91	161.2	161.4	161.4	2.5	0
For seating		2426-6	06/84	159.6	158.9	160.1	.7	.8
Other use		2426-611	06/96	102.0	101.5	101.7	.5	.2
Secondary products and miscellaneous receipts		2426-613	06/96	127.1	127.1	131.2	1.6	3.2
Miscellaneous receipts		2426-SM						
Resales		2426-M	06/92	149.9	146.4	147.4	-7	.7
Secondary products		2426-Z89	06/96	133.3	130.1	131.0	-7	.7
		2426-S	06/84	148.6	146.9	147.4	-5	.3
Special product sawmills, n.e.c.								
Primary products	2429		12/85	218.9	215.3	215.4	-2.5	0
Shingles, shakes, cooperage stock and excelsior		2429-P	12/85	220.7	215.3	215.4	-3.6	0
Red cedar shingles and shakes		2429-1	12/85	220.7	215.3	215.4	-3.6	0
Shakes (handsplit and resawn, taper and straight split)		2429-111	12/85	245.5	241.3	241.2	-6.7	0
Stack & tight cooperage stock (staves & headings)		2429-11103	12/85	239.1	228.5	(³)	(³)	(³)
Secondary products and miscellaneous receipts		2429-117	06/94	109.9	105.1	105.1	-2.2	0
		2429-SM	12/85	(³)	(³)	(³)	(³)	(³)
Millwork, veneer, plywood, and structural wood members								
Millwork	243		12/84	152.1	153.3	155.1	2.8	1.2
Millwork								
Primary products	2431		06/83	157.7	157.8	157.7	.6	-1
Wood window units		2431-P	06/83	157.4	157.6	157.5	.6	-1
Double hung		2431-1	06/83	158.2	158.4	158.4	.6	0
Casement		2431-133	06/83	160.3	160.5	160.5	.7	0
All other, including single hung and skylights		2431-137	06/83	163.3	163.3	163.3	.3	0
Wood sash, incl. comb. screen and storm sash, and window screens, excl. window units		2431-145	06/83	100.2	100.7	100.8	1.6	.1
Wood window and door frames and door frames shipped in door units ..		2431-2	06/83	162.4	162.4	162.5	1.6	.1
Wood doors, int. and ext., incl. those with glazed sections and in door units		2431-3	06/83	132.3	127.0	126.1	-9.2	-7
Panel type, including french doors		2431-4	06/83	160.3	161.7	162.6	2.7	.6
Flush type doors, hollow core		2431-41	06/88	149.6	149.6	149.6	.1	0
Flush type doors, solid core		2431-43	06/88	132.7	132.7	132.8	.8	.1
Other wood doors, incl. garage, screen, storm, combination, and louvre ..		2431-44	06/88	155.1	157.7	162.5	8.3	1.8
		2431-5	06/83	157.9	158.1	157.7	.3	-3

See footnotes at end of table.

Table 5. Producer price indexes for the net output of selected industries and their products, not seasonally adjusted
—Continued

Industry and product ¹	Industry code	Product code	Index base	Index			Percent change to Feb. 1999 from —	
				Oct. 1998 ²	Jan. 1999 ²	Feb. 1999 ²	Feb. 1998	Jan. 1999
Millwork—Continued								
Wood moldings (standard) except prefinished moldings made from purchased moldings		2431-6	06/83	149.3	149.9	148.7	-0.6	-0.8
Prefinished wood moldings made from purchased moldings		2431-7	10/95	101.1	101.1	100.3	-8	-8
Other millwork products including stairwork and exterior millwork		2431-8	06/83	174.9	175.9	175.9	2.6	0
Secondary products and miscellaneous receipts		2431-SM						
Miscellaneous receipts		2431-M	06/83	166.1	163.9	163.9	3.8	0
Contract work and other miscellaneous receipts		2431-XY9	06/97	108.1	100.7	(³)	(³)	(³)
Resales		2431-Z89	06/83	166.9	166.9	166.9	6.5	0
Secondary products		2431-S	06/83	151.9	151.9	150.6	-4.8	-9
Wood kitchen cabinets								
Primary products	2434	2434-P	06/84	153.5	154.1	154.1	1.1	0
Wood kitchen cabinets and cabinetwork, stock line		2434-1	06/84	154.1	154.7	154.7	1.1	0
Wood kitchen cabinets and cabinetwork, custom		2434-2	06/84	160.9	161.9	161.8	1.3	-1
Vanities and other cabinetwork		2434-3	06/84	145.5	145.7	145.8	1.0	.1
Secondary products and miscellaneous receipts		2434-SM						
Miscellaneous receipts		2434-M	12/89	152.6	152.7	152.6	.3	-1
Resales		2434-Z89	12/97	129.1	129.9	129.3	.1	-5
Secondary products		2434-S	12/97	102.1	102.1	102.1	0	0
Millwork		2434-S	06/84	140.1	140.1	140.1	1.3	0
Other secondary products		2434-SSS	06/84	130.4	130.4	130.4	1.2	0
			12/97	100.7	102.4	101.8	1.8	-6
Hardwood veneer and plywood								
Primary products	2435	2435-P	06/85	139.6	139.0	138.9	-8	-1
Hardwood plywood		2435-1	06/85	142.4	141.4	141.3	-1.3	-1
Veneer core-type II moisture resistant		2435-102	06/85	140.0	139.8	139.7	-1.3	-1
Other veneer core (type I & III)		2435-104	06/96	100.5	100.3	100.3	-1.3	0
Board Core		2435-105	06/96	101.6	100.9	99.7	-1.4	-1.2
Hardwood plywood type products		2435-3	06/96	100.5	100.7	100.7	-1.3	0
Hardwood veneered panels		2435-331	06/85	141.8	142.4	142.4	.4	0
Other hardwood plywood type products, including cellular panels, curved and mold		2435-398	06/85	149.1	149.1	149.1	.4	0
Hardwood veneer, not reinforced or backed		2435-4	06/85	158.7	159.8	159.8	.7	0
Maple		2435-417	06/85	136.2	133.3	133.0	-2.6	-2
Oak		2435-419	06/91	163.7	165.7	165.3	2.0	-2
Other hardwoods (domestic and imported)		2435-429	06/85	133.9	133.7	135.9	.7	1.6
Secondary products and miscellaneous receipts		2435-SM	06/85	125.4	124.8	122.9	-1.6	-1.5
Secondary products		2435-S	06/91	120.8	122.1	122.1	1.8	0
Softwood plywood								
Primary products	2436	2436-P	12/80	141.7	148.4	157.3	13.2	6.0
Specialty softwood plywood		2436-3	12/80	142.4	149.9	160.3	16.8	6.9
Other plywood specialties, including softwood plywood type products		2436-31	12/80	155.9	160.4	163.9	9.2	2.2
Softwood veneer		2436-4	06/95	97.6	99.1	99.7	4.7	.6
Softwood plywood sheathing		2436-5	12/80	130.5	130.6	136.9	1.1	4.8
Western, Inland & other Non-southern sheathing		2436-51	12/80	141.3	150.3	163.3	21.0	8.6
Western, Inland & Non-southern interior sheathing		2436-511	12/80	139.0	152.3	163.3	21.1	7.2
Other Western, Inland, & Non-southern interior sheathing, including: structural		2436-51124	06/95	139.2	153.1	164.1	21.6	7.2
Western, Inland & Non-southern exterior sheathing		2436-512	06/95	103.5	106.7	108.5	17.7	1.7
Southern sheathing		2436-52	06/95	90.6	93.6	(³)	(³)	(³)
Southern interior sheathing		2436-521	06/95	105.3	108.7	119.7	20.8	10.1
Southern CDX, interior		2436-5211	12/80	128.1	132.2	145.6	20.7	10.1
Other Southern, interior		2436-5212	06/95	147.8	150.8	167.7	21.2	11.2
Sanded softwood plywood		2436-6	06/95	106.7	112.9	121.7	19.9	7.8
Western, Inland & Non-southern sanded		2436-61	12/80	150.5	160.0	168.4	18.3	5.3
Western, Inland & Non-southern sanded, exterior		2436-611	06/95	104.0	104.8	107.8	11.7	2.9
Western, Inland & Non-southern A-C, exterior		2436-6111	12/80	160.4	161.4	165.7	11.5	2.7
Western, Inland & Non-southern sanded, interior		2436-612	06/95	107.1	109.0	111.1	8.1	1.9
Southern sanded		2436-62	06/95	94.0	97.4	103.2	15.4	6.0
Southern sanded, exterior		2436-622	06/95	91.1	102.6	110.6	25.5	7.8
Secondary products and miscellaneous receipts		2436-SM	12/80	143.6	165.0	175.1	19.0	6.1
Miscellaneous receipts		2436-M	06/95	92.7	(³)	(³)	(³)	(³)
Resales		2436-Z89	06/95	92.7	(³)	(³)	(³)	(³)
Secondary products		2436-S	12/80	126.1	128.8	128.1	-8.8	-5
Sawmill & planing mills		2421-S	06/95	82.7	84.5	84.0	-8.9	-6
Structural wood members, n.e.c.								
Primary products	2439	2439-P	06/81	160.9	158.7	160.0	.1	.8
Glued laminated lumber		2439-131	06/81	160.9	158.5	159.9	.1	.9
Roof trusses		2439-151	06/81	131.2	127.9	128.2	-6.3	.2
Other fabricated structural wood products		2439-198	06/81	160.0	158.3	160.3	-1	1.3
Floor trusses, incl I-beam floor joists		2439-19815	06/81	207.5	203.6	204.3	3.4	.3
Other fabricated structural wood products, except floor trusses		2439-19825	06/81	207.5	207.8	209.5	2.2	.8
Secondary products and miscellaneous receipts		2439-SM	06/81	209.8	198.9	198.0	5.6	-5
Miscellaneous receipts		2439-M						
Resales		2439-Z89	12/93	89.8	89.6	89.6	.3	0

See footnotes at end of table.

**Table 5. Producer price indexes for the net output of selected industries and their products, not seasonally adjusted
—Continued**

Industry and product ¹	Industry code	Product code	Index base	Index			Percent change to Feb. 1999 from —	
				Oct. 1998 ²	Jan. 1999 ²	Feb. 1999 ²	Feb. 1998	Jan. 1999
Wood containers	244		06/85	155.3	155.6	155.7	0.5	0.1
Nailed wood boxes and shooK	2441		06/85	138.1	138.2	138.2	0	0
Primary products		2441-P	06/85	131.5	131.7	131.6	.1	-.1
Nailed or lock-corner wooden boxes		2441-1	06/85	124.4	124.8	124.6	.1	-.2
Made from lumber for industrial and other uses		2441-151	06/85	128.8	129.2	128.9	-.2	-.2
Made from veneer and plywood for fruits, vegetables, and industrial and other uses		2441-165	06/85	138.7	139.3	139.0	.4	-.2
Secondary products and miscellaneous receipts		2441-SM						
Secondary products		2441-S	06/85	131.8	131.8	131.8	-.4	0
Wood pallets and skids	2448		06/85	157.6	157.9	157.9	.4	0
Primary products		2448-P	06/85	153.5	153.9	153.9	.6	0
Pallets, wooden, flat		2448-162	06/85	157.6	158.1	158.1	.6	0
Wooden skids		2448-165	06/85	127.3	127.3	127.3	.4	0
Secondary products and miscellaneous receipts		2448-SM						
Miscellaneous receipts		2448-M	06/92	104.2	99.4	99.4	-7.2	0
Secondary products		2448-S	06/85	183.9	186.9	186.4	1.4	-.3
Wood containers, n.e.c.	2449		12/85	165.3	165.3	166.4	.9	.7
Primary products		2449-P	12/85	162.3	162.3	163.5	1.1	.7
Wirebound boxes made from lumber, veneer, and plywood		2449-1	12/85	153.2	153.2	153.2	2.0	0
Made from veneer and plywood		2449-112	12/85	148.0	148.0	148.0	1.4	0
For fruits and vegetables		2449-11211	12/85	133.0	133.0	133.0	0	0
Veneer and plywood containers, except boxes and crates		2449-3	12/85	201.0	201.0	201.0	.1	0
Containers incl. pails, drums, tubs, fruit and vegetable baskets, and hampers, etc.		2449-312	12/85	201.0	201.0	201.0	.1	0
Slack and tight cooperage		2449-5	12/85	161.7	161.7	165.0	-.1	2.0
Slack cooperage(hogsheads, barrels, & kegs, incl. recovered used slack barrels and kegs)		2449-512	06/92	112.2	112.2	112.2	-9.1	.0
Tight cooperage(hogsheads, barrels, & kegs for bourbon and other whiskey)		2449-513	12/85	163.5	163.5	167.9	3.0	2.7
Wood buildings and mobile homes	245		12/84	158.3	158.8	159.4	2.1	.4
Mobile homes	2451		06/81	160.8	161.4	162.2	2.1	.5
Primary products		2451-P	06/81	160.8	161.4	162.2	2.1	.5
Mobile homes, residential		2451-1	06/81	162.8	163.5	164.3	2.2	.5
Single section		2451-13	06/81	160.8	161.7	162.7	2.5	.6
14ft and over		2451-1344	06/81	174.7	176.3	177.5	2.8	.7
Multi-section		2451-14	06/81	170.9	171.4	172.1	2.0	.4
Doublewide		2451-141	06/81	170.9	171.4	172.0	2.0	.4
Other multi-section		2451-143	06/94	112.5	(?)	(?)	(?)	(?)
Mobile buildings, non-residential		2451-2	06/94	107.3	107.3	(?)	(?)	(?)
Office and other commercial		2451-222	06/94	112.7	112.7	(?)	(?)	(?)
Prefabricated wood buildings and components	2452		12/84	168.2	168.4	168.8	2.1	.2
Primary products		2452-P	12/84	165.2	165.4	165.7	2.1	.2
Components not sold as complete units		2452-1	12/89	143.4	137.7	140.3	-4.2	1.9
Precut packages sold as complete units (residential and nonresidential)		2452-2	12/84	195.1	196.5	196.5	4.7	0
Panelized buildings sold as complete units		2452-3	12/84	164.8	165.7	165.7	1.8	0
Modular buildings shipped with floors and walls, and usually ceilings and roofs		2452-4	12/84	144.9	145.3	145.5	2.0	.1
Residential		2452-444	12/84	143.3	143.4	143.5	1.1	.1
Nonresidential, including motels and hotels		2452-447	12/84	148.8	150.5	150.9	(?)	.3
Secondary products and miscellaneous receipts		2452-SM						
Miscellaneous receipts		2452-M	06/98	100.0	101.2	101.2	(?)	0
Contract work and other miscellaneous receipts		2452-XY9	06/98	100.0	(?)	103.2	(?)	(?)
Secondary products		2452-S	08/92	178.6	178.7	178.7	1.4	0
Miscellaneous wood products	249		12/84	147.3	146.7	148.4	1.4	1.2
Wood preserving	2491		06/85	157.7	160.5	164.6	.7	2.6
Primary products		2491-P	06/85	157.2	160.2	164.5	.4	2.7
Wood poles, piles and posts owned and treated by the same establishment		2491-2	06/85	171.4	172.1	172.1	.8	0
Other wood products owned and treated by the same establishment		2491-3	06/85	152.0	155.8	161.6	.4	3.7
Railway cross-ties and mine ties, except switch or bridge		2491-311	06/85	173.9	176.5	179.1	5.4	1.5
Lumber rough and dressed, not edged, treated		2491-313	06/85	139.6	143.7	149.7	-.7	4.2
Other wood treated products including plywood, wood fence pickets, piling, rails		2491-319	06/85	158.6	161.1	165.6	3.8	2.8
Secondary products and miscellaneous receipts		2491-SM						
Miscellaneous receipts		2491-M	06/85	(?)	155.2	155.2	(?)	0
Resales		2491-Z89	06/85	(?)	149.2	149.7	(?)	.3
Secondary products		2491-S	06/85	189.5	190.4	193.0	6.6	1.4
Reconstituted wood products	2493		06/91	117.5	114.3	115.2	2.9	.8
Primary products		2493-P	06/91	117.9	114.6	115.5	2.7	.8
Particleboard		2493-1	12/82	137.7	136.3	136.0	.1	-.2

See footnotes at end of table.

Table 5. Producer price indexes for the net output of selected industries and their products, not seasonally adjusted
—Continued

Industry and product ¹	Industry code	Product code	Index base	Index			Percent change to Feb. 1999 from —	
				Oct. 1998 ²	Jan. 1999 ²	Feb. 1999 ²	Feb. 1998	Jan. 1999
Reconstituted wood products—Continued								
Shelving		2493-107	12/82	133.8	133.8	133.8	0	0
Other industrial board		2493-112	12/82	135.7	134.0	133.6	-1.0	-.3
3/4 inch thick		2493-11211	12/82	138.7	138.1	138.1	-.2	0
5/8 inch thick		2493-11213	12/82	127.0	123.8	122.1	-3.2	-1.4
Oriented strand board		2493-2	12/82	135.5	124.5	128.4	8.2	3.1
Medium density fiberboard		2493-3	06/84	98.1	96.2	96.2	0	0
Uncoated panel		2493-311						
Uncoated standard size panel		2493-31114	06/84	94.9	92.9	92.9	0	0
Fabricated hardboard products from hardboard made in this establishment								
Fiberboard		2493-4	06/84	121.1	120.4	120.5	2.1	.1
Fabricated hardboard products made from purchased hardboard		2493-5	12/85	125.0	125.7	125.7	1.1	0
Coated or laminated		2493-6	09/84	129.0	129.0	129.0	0	0
Other, including door skins, garage door panels, furniture stock		2493-622						
Other, including door skins, garage door panels, furniture stock		2493-62217	06/91	115.7	115.7	115.7	0	0
Prefinished particleboard and medium density fiberboard made from purchased materials		2493-7	06/91	121.8	121.5	121.5	.3	0
Particleboard		2493-721	06/91	125.0	124.7	124.7	.4	0
Wood products, n.e.c.	2499		06/84	147.3	147.3	147.9	.7	.4
Primary products		2499-P	06/84	146.0	145.7	146.3	.5	.4
Mirror and picture frames		2499-1	06/84	166.2	166.4	167.7	1.5	.8
Frames		2499-111	06/84	149.0	149.6	150.6	1.7	.7
Wood frames		2499-11111	06/84	148.4	149.2	150.7	2.0	1.0
Metal frames		2499-11115	06/84	155.6	155.6	155.6	1.0	0
Finished moldings for mirrors and pictures		2499-121	06/84	168.4	168.4	173.1	3.5	2.8
Wood molding		2499-12131	06/84	183.0	183.0	190.0	4.9	3.8
Framed pictures		2499-131	06/84	214.0	212.3	212.3	-.8	.0
Wood framed pictures		2499-13161	06/84	244.8	241.1	241.1	-1.5	0
Miscellaneous wood products, n.e.c.		2499-9	06/84	154.9	154.4	154.8	.3	.3
Boxes, cases, and chests for jewelry, silver, tools, utensils, etc.		2499-911	06/84	140.0	140.0	142.5	3.2	1.8
Wood fences, palings, and rails; assembled into fences		2499-917	06/91	122.2	(⁹)	122.2	2.1	(⁹)
Toothpicks, skewers, candy sticks, and similar small wares		2499-919	06/84	134.0	134.0	134.0	1.3	0
Wood handles and tools		2499-95	06/91	113.0	113.1	113.2	.5	.1
Handles, including handtool, mop, and broom		2499-951	06/84	123.8	123.8	123.8	.4	0
Other handles and wooden tools		2499-959	06/84	143.1	143.7	144.2	1.2	.3
Dowels and dowel pins		2499-962	06/84	160.1	155.2	163.8	2.3	5.5
Wooden reels for wire and cable		2499-985	06/84	156.7	156.7	156.7	.5	0
Other miscellaneous wooden products, nec, including wood turnings not for furniture		2499-998	06/84	159.4	158.8	159.0	.2	.1
Secondary products and miscellaneous receipts		2499-SM						
Miscellaneous receipts		2499-M	06/84	195.9	195.9	195.9	-.1	0
Resales		2499-Z89	06/84	183.8	183.8	183.8	-.4	0
Secondary products		2499-S	06/84	137.0	142.2	142.2	3.9	0
Other secondary products		2499-SSS	06/84	139.6	(⁹)	(⁹)	(⁹)	(⁹)
Furniture and fixtures	25		12/84	140.1	140.2	140.6	.9	.3
Household furniture	251		12/84	139.1	139.3	139.7	1.5	.3
Wood household furniture, except upholstered	2511		12/79	197.1	198.8	199.4	2.6	.3
Primary products		2511-P	12/79	200.4	201.9	202.6	2.6	.3
Wood living room, library, family room and den furniture		2511-2	12/79	203.7	205.0	205.4	2.1	.2
Cabinets, except sewing machine cabinets		2511-219	12/79	241.7	246.4	246.4	2.5	0
Chairs, except dining room (including rockers)		2511-231	12/79	189.3	(⁹)	189.3	.7	(⁹)
Tables, except card and telephone tables		2511-241	12/79	211.5	212.9	213.8	2.8	.4
Desks		2511-251	12/79	200.6	203.8	203.8	4.5	0
Other nonupholstered living room furniture		2511-298	12/79	175.4	175.4	175.7	1.2	.2
Wall units (desk, bookcase, and storage type)		2511-29811	06/94	106.7	106.7	106.0	.1	-.7
All other living room furniture		2511-29899	06/94	110.0	110.1	111.3	2.7	1.1
Wood dining room and kitchen furniture, except cabinets		2511-3	12/79	219.0	221.6	221.9	3.2	.1
Tables, dining room, 30 x 40 inches and greater		2511-311	12/79	219.4	222.5	223.0	2.6	.2
Dining room chairs, incl. upholstered and nonupholstered		2511-331	12/79	228.0	228.4	229.0	2.7	.3
Buffets and servers, dining room		2511-351	12/79	239.1	247.0	247.0	3.6	0
China and corner cabinets, dining room		2511-371	12/79	206.9	211.4	210.7	5.0	-.3
Other dining room and kitchen furniture		2511-398	12/79	146.1	146.3	147.4	1.4	.8
Wood bedroom furniture		2511-5	12/79	194.5	195.0	196.4	2.2	.7
Beds, headboards and footboards		2511-5A	12/79	199.5	200.6	202.5	2.0	.9
Beds, incl. bunk and water beds, excl. crib and headboard beds		2511-511	12/79	214.4	214.5	217.3	2.1	1.3
Headboards and headboard sets		2511-513	12/79	188.0	190.2	191.2	1.8	.5
Dressers, vanities and dressing tables		2511-521	12/79	195.7	196.8	197.4	2.1	.3
Wardrobes, chifforobes, armoires, & wardrobe-type cabinets		2511-533	12/79	187.7	187.7	187.7	.3	0
Chests of drawers, including cedar chests		2511-535	12/79	197.7	195.6	199.2	4.5	1.8
Night tables and stands		2511-561	12/79	218.2	219.3	219.9	1.7	.3
Other nonupholstered bedroom furniture		2511-598	12/79	164.7	166.1	166.1	.9	0
Infants' and children's wood furniture		2511-6	12/79	185.2	193.3	193.3	7.9	0
Unpainted, unassembled, knock-down, and outdoor furniture		2511-7	12/79	164.9	165.7	165.7	1.8	0
Unpainted wood furniture		2511-741	12/79	206.7	213.5	213.5	7.6	0
Unassembled, knock-down, and outdoor furniture		2511-751	06/87	119.8	119.8	119.8	.8	0

See footnotes at end of table.

**Table 5. Producer price indexes for the net output of selected industries and their products, not seasonally adjusted
—Continued**

Industry and product ¹	Industry code	Product code	Index base	Index			Percent change to Feb. 1999 from —	
				Oct. 1998 ²	Jan. 1999 ²	Feb. 1999 ²	Feb. 1998	Jan. 1999
Wood household furniture, except upholstered—Continued								
Secondary products and miscellaneous receipts		2511-SM						
Miscellaneous receipts		2511-M	12/79	144.3	147.9	147.9	3.1	0
Resales		2511-Z89	12/79	140.8	144.1	144.1	2.9	0
Secondary products		2511-S	12/79	184.3	184.9	185.2	1.5	.2
Upholstered wood household furniture	2512		06/82	141.0	141.1	141.2	1.4	.1
Primary products		2512-P	06/82	142.5	142.7	142.6	1.4	-.1
Upholstered wood household furniture		2512-1	06/82	142.5	142.7	142.6	1.4	-.1
Sofas, davenports, settees, and loveseats		2512-112	06/82	140.6	140.8	140.8	1.0	0
Chiefly cotton		2512-11232	06/82	148.3	149.4	149.0	1.2	-.3
Chiefly rayon		2512-11233	06/82	156.6	156.6	156.6	0	0
Chiefly olefin		2512-11234	06/82	138.6	138.2	138.2	1.1	0
Chiefly nylon		2512-11235	06/82	133.3	133.3	(³)	(³)	(³)
Chiefly polyester		2512-11236	06/82	133.9	135.2	135.5	2.8	.2
Other fibers and blends, including coated fabric and vinyl		2512-11237	06/82	131.0	131.0	131.0	1.0	0
Chairs, except reclining and rockers		2512-132	06/82	150.8	151.4	151.5	3.1	.1
Chiefly cotton		2512-13242	06/82	145.6	146.9	146.9	1.9	0
Chiefly rayon		2512-13243	06/82	160.3	160.3	160.3	1.1	0
Chiefly olefin		2512-13244	06/82	141.2	142.1	(³)	(³)	(³)
Other fibers and blends, including coated fabric and vinyl		2512-13245	06/82	158.6	158.7	159.1	1.8	.3
Sectional sofa pieces		2512-141	12/87	146.5	146.5	146.5	3.2	0
Rockers, including swivel		2512-145	06/82	120.4	117.7	117.8	-1.7	-.1
Reclining chairs		2512-154	06/82	132.7	133.5	133.2	1.5	-.2
Other upholstered wood household furniture (ottomans, hassocks, etc)		2512-198	06/82	168.0	170.6	170.6	1.1	0
Secondary products and miscellaneous receipts		2512-SM						
Secondary products		2512-S	06/82	124.1	124.1	124.6	1.1	.4
Metal household furniture	2514		06/84	130.6	129.7	129.5	-1.5	-.2
Primary products		2514-P	06/84	130.7	131.2	131.6	.7	.3
Metal household dining, dinette, breakfast & kitchen furniture		2514-1	06/84	140.1	140.0	140.0	.1	0
Metal porch, lawn, outdoor and casual furniture		2514-3	06/84	143.9	144.3	145.5	1.4	.8
Tubular aluminum		2514-31	06/84	152.2	153.0	154.6	1.6	1.0
Cast and wrought iron		2514-32	06/84	119.4	119.4	119.4	.9	0
Other metal porch, lawn, outdoor and casual furniture, including picnic tables		2514-33	06/84	142.9	141.7	143.7	1.3	1.4
Other metal household furniture		2514-4	06/84	115.3	116.2	116.3	.3	.1
Metal bed frames		2514-437	06/84	113.0	116.5	116.6	.3	.1
Other metal household furniture (including upholstered furniture, metal folding)		2514-498	06/84	118.9	118.9	118.9	.3	0
Secondary products and miscellaneous receipts		2514-SM						
Secondary products		2514-S	06/84	130.3	130.3	130.3	.2	0
Mattresses and bedspings	2515		06/83	137.2	136.0	137.6	.5	1.2
Primary products		2515-P	06/83	137.6	136.3	138.1	.7	1.3
Innerspring mattress and foundation sets excl. crib size		2515-A	12/95	102.5	101.3	102.9	1.0	1.6
Twin innerspring mattress and foundation set, excl. crib size		2515-411	12/95	102.7	101.4	102.7	1.7	1.3
Twin innerspring mattress and spring foundation set		2515-4111	12/95	102.9	101.4	103.0	2.2	1.6
Twin innerspring mattress and other foundation set incl. foam and platform		2515-4115	12/95	102.1	101.5	101.8	0	.3
Full innerspring mattress and foundation sets, excl. crib size		2515-42	12/95	103.6	102.0	105.4	1.7	3.3
Full innerspring mattress and spring foundation set		2515-4211	12/95	103.6	101.2	105.5	1.6	4.2
Full innerspring mattress and other foundation incl. foam and platform		2515-4222	12/95	103.5	104.9	104.9	2.0	0
Queen innerspring mattress and foundation sets excl. crib size		2515-43	12/95	102.1	100.9	102.1	1.2	1.2
Queen innerspring mattress and spring foundation set		2515-4311	12/95	102.3	100.8	102.3	1.5	1.5
Queen innerspring mattress and other foundation set incl. foam and platform		2515-4322	12/95	101.4	101.4	101.4	.2	0
King innerspring mattress and foundation sets, excl. crib size		2515-44	12/95	100.5	100.9	100.9	.4	0
King innerspring mattress and spring foundation set		2515-441	12/95	100.7	101.1	101.1	.5	0
King innerspring mattress and other foundation set incl. foam and platform		2515-442	12/95	100.0	100.0	100.0	0	0
Other innerspring mattress and foundation sets, excl. crib size		2515-45	12/95	101.4	100.7	100.7	-3.5	0
Other innerspring mattress and spring foundation set		2515-451	12/95	100.7	99.7	99.7	-4.6	0
Other mattresses, incl. crib mattresses and mattress inserts		2515-71	06/83	157.6	157.6	157.6	-.6	0
Mattress inserts for dual purpose sleep furniture		2515-7161	06/89	98.2	98.2	98.2	-1.6	0
Secondary products and miscellaneous receipts		2515-SM						
Secondary products		2515-S	06/83	140.9	140.9	142.2	-.8	.9
Wood television, radio, phonograph and sewing machine cabinets	2517		12/85	123.3	118.7	118.7	.2	0
Primary products		2517-P	12/85	124.4	119.4	119.4	0	0
TV cabinets & combinations of TV, stereo, and radio		2517-115	12/85	110.3	103.9	(³)	(³)	(³)
Household furniture, n.e.c.	2519		12/85	108.0	108.0	108.0	0	0
Primary products		2519-P	12/85	106.6	106.6	106.6	0	0
Plastics and fibrous glass household furniture		2519-11	06/91	96.9	96.9	96.9	0	0
All other plastics and fibrous glass household furniture		2519-115	06/91	107.6	107.6	107.6	0	0
Reed & rattan furniture, including willow, wicker & cane		2519-13	12/85	115.3	115.3	115.3	.3	0
All other reed and rattan household furniture		2519-135	06/91	115.1	115.1	115.1	.7	0

See footnotes at end of table.

**Table 5. Producer price indexes for the net output of selected industries and their products, not seasonally adjusted
—Continued**

Industry and product ¹	Industry code	Product code	Index base	Index			Percent change to Feb. 1999 from —	
				Oct. 1998 ²	Jan. 1999 ²	Feb. 1999 ²	Feb. 1998	Jan. 1999
Household furniture, n.e.c.—Continued								
Other household furn., exc. wood, metal, plastics or fibrous glass, incl corrugated furn		2519-198	06/91	91.5	91.5	(³)	(³)	(³)
Office furniture	252		12/84	141.9	141.7	142.2	-0.6	0.4
Wood office furniture	2521		06/85	141.6	141.6	142.1	1.5	.4
Primary products		2521-P	06/85	142.4	142.7	143.0	1.1	.2
Wood office seating		2521-313	06/98	100.0	100.3	100.8	(³)	.5
Desks and extensions		2521-331	06/85	152.4	153.4	153.6	1.5	.1
Wood storage units, files and tables		2521-341	06/98	100.4	100.6	100.7	(³)	.1
Wood systems furniture and all other office furniture		2521-351	06/98	100.2	100.3	100.5	(³)	.2
Secondary products and miscellaneous receipts		2521-SM						
Secondary products		2521-S	06/85	120.6	121.2	120.5	5.9	-6
Secondary products		2521-SSS	06/85	121.9	121.9	120.4	5.8	-1.2
Office furniture, except wood		2522-S	06/98	100.4	101.3	101.3	(³)	0
Nonwood office furniture	2522		12/79	190.6	190.2	190.9	-1.3	.4
Primary products		2522-P	12/79	193.9	193.5	194.3	-1.5	.4
Office seating		2522-1	12/79	185.4	185.4	185.9	1.2	.3
Chairs		2522-11	12/87	125.6	125.6	126.0	1.2	.3
Side and arm chairs		2522-112	12/87	134.1	(³)	134.1	0	(³)
General office and desk chairs, except secretarial		2522-114	12/87	125.6	125.6	126.2	2.1	.5
Other chairs		2522-115	12/79	155.1	155.1	155.1	-1	0
Desks and extensions		2522-2	12/79	183.0	(³)	183.0	-11.0	(³)
Desks		2522-224	12/87	121.5	(³)	121.5	-11.0	(³)
Storage units, files and tables		2522-5	06/95	104.2	104.5	104.9	1.5	.4
Storage units		2522-51	06/95	105.6	106.9	106.4	.7	-5
Bookcases and other storage units		2522-512	06/95	105.6	106.9	106.4	.7	-5
Filing cabinets and cases		2522-52	12/79	179.9	181.0	182.0	1.7	.6
Vertical files, letter and legal		2522-521	12/79	183.1	186.2	187.2	2.9	.5
Horizontal or lateral files, letter and legal		2522-522	12/79	153.2	153.1	153.1	.4	0
All other files		2522-524	12/87	127.9	127.9	127.9	0	0
Tables		2522-53	06/95	109.7	108.6	108.6	.7	0
Work or conference tables		2522-531	06/95	106.5	(³)	(³)	(³)	(³)
All other tables		2522-532	02/96	109.7	108.0	108.0	(³)	0
Other nonwood office furniture		2522-6	12/79	205.5	204.1	205.1	-3.0	.5
Systems furniture		2522-61	12/87	143.4	142.4	143.1	-3.2	.5
Modular systems furniture		2522-611	12/79	146.2	146.2	146.2	0	0
Panel systems furniture		2522-612	12/87	147.6	146.4	147.2	-3.9	.5
Miscellaneous, nonwood office furniture		2522-621	12/79	204.1	203.0	204.2	-2	.6
Secondary products and miscellaneous receipts		2522-SM						
Secondary products		2522-S	12/79	165.0	165.0	165.0	.4	0
Public building and related furniture	253		12/84	136.3	136.2	136.5	.8	.2
Wood partitions and fixtures	2541		12/83	155.4	156.2	156.1	1.6	-1
Primary products		2541-P	12/83	157.9	158.6	158.5	1.9	-1
Wood partitions, shelving, and lockers		2541-1	12/83	122.9	122.9	122.9	4.2	0
Plastic laminated fixture tops		2541-2	12/83	148.4	149.5	149.3	1.1	-1
Wood fixtures for stores, banks, offices, etc.		2541-3	12/83	165.0	165.6	165.5	1.8	-1
Retail store fixtures, except food store: custom		2541-33A	12/83	165.7	167.1	166.8	3.7	-2
All other fixtures and displays		2541-331	06/97	103.4	104.6	104.3	3.6	-3
Walls and wall fixtures		2541-332	08/84	133.6	133.6	133.6	4.0	0
Retail store fixtures, except food store: manufacturers' standard		2541-337	12/83	194.9	194.9	194.9	.4	0
Retail food store fixtures		2541-338	06/88	108.6	108.6	108.6	-1	0
All other wood fixtures		2541-399	06/97	100.2	100.2	100.2	.2	0
Secondary products and miscellaneous receipts		2541-SM						
Miscellaneous receipts		2541-M	01/84	135.0	135.0	135.0	0	0
Contract work and other miscellaneous receipts		2541-XY9	06/97	100.0	(³)	100.0	0	(³)
Secondary products		2541-S	12/83	140.4	144.6	144.6	-1	0

See footnotes at end of table.

Table 5. Producer price indexes for the net output of selected industries and their products, not seasonally adjusted
—Continued

Industry and product ¹	Industry code	Product code	Index base	Index			Percent change to Feb. 1999 from —	
				Oct. 1998 ²	Jan. 1999 ²	Feb. 1999 ²	Feb. 1998	Jan. 1999
Partitions and fixtures, except wood	2542		12/83	144.8	145.0	145.9	1.1	0.6
Primary products		2542-P	12/83	138.8	139.1	140.1	1.3	.7
Partitions		2542-1	12/83	134.7	140.5	140.5	-5.1	0
Shelving and lockers		2542-2	12/83	139.5	139.5	139.5	.6	0
Storage racks and accessories		2542-3	12/83	140.2	141.6	143.2	2.4	1.1
Fixtures for stores, banks, offices, etc.		2542-4	12/83	138.4	137.2	138.7	2.4	1.1
Custom retail store fixtures, except food store		2542-463	12/83	125.5	126.1	126.0	2.9	-1
Standard retail store fixtures, except food store		2542-465	12/83	137.7	137.7	137.7	0	0
Retail food store fixtures		2542-467	12/83	145.6	145.6	145.6	.6	0
All other non-wood fixtures, including bank, cabinets, counters, racks, etc.		2542-499	12/96	108.3	104.9	108.5	4.1	3.4
Secondary products and miscellaneous receipts		2542-SM						
Secondary products		2542-S	12/83	144.3	144.3	144.3	-1	0
Miscellaneous furniture and fixtures	259		12/84	138.0	138.3	138.7	1.4	.3
Drapery hardware and blinds and shades	2591		06/84	142.8	143.2	142.2	.6	-7
Primary products		2591-P	06/84	144.0	144.3	143.5	.7	-6
Window shades and accessories		2591-3	06/84	127.3	128.9	124.8	-1.3	-3.2
Window shades		2591-31	06/84	127.6	128.6	123.3	-2.6	-4.1
Plastic window shades		2591-311	06/84	140.4	140.4	141.5	1.6	.8
Other window shades including cloth and paper		2591-313	06/84	123.5	124.7	117.5	-4.0	-5.8
Venetian blinds		2591-4	06/84	127.4	127.5	127.5	.6	0
Complete venetian blinds, vertical and horizontal		2591-45	06/84	136.2	136.2	136.2	.4	0
Aluminum slat blinds		2591-452	06/84	131.9	131.9	131.9	.9	0
All other venetian blinds including wood and plastic		2591-459	06/84	162.3	162.3	162.3	-4	0
Unassembled venetian blinds, parts, and components fabricated at plant		2591-471	06/84	94.8	95.5	95.5	1.6	0
Other shades and blinds n.e.c., curtain and drapery rods, poles and other hardware		2591-5	06/84	152.5	152.3	152.1	2.2	-1
Other shades and blinds, except canvas and other textile fabrics		2591-511	06/84	149.5	(⁹)	(⁹)	(⁹)	(⁹)
Curtain and drapery rods, poles, and fixtures fabricated at plant		2591-517	06/84	151.3	151.0	150.9	2.4	-1
Secondary products and miscellaneous receipts		2591-SM						
Miscellaneous receipts		2591-M	06/84	137.5	139.2	135.2	-1	-2.9
Resales		2591-Z89	06/84	138.1	139.8	135.8	-1	-2.9
Secondary products		2591-S	06/84	133.0	(⁹)	(⁹)	(⁹)	(⁹)
Furniture and fixtures, n.e.c.	2599		12/85	135.0	135.1	136.7	2.1	1.2
Primary products		2599-P	12/85	137.8	138.0	139.9	2.4	1.4
Hospital and similar health care beds		2599-1						
Hospital and similar health care beds		2599-101	12/85	112.9	112.9	(⁹)	(⁹)	(⁹)
Restaurant, cafeteria and bar furniture		2599-2	12/85	142.4	142.8	141.6	.4	-8
Wood chairs and stools		2599-241	12/85	149.5	149.5	149.5	0	0
Upholstered		2599-24101	06/91	116.7	116.7	116.7	0	0
Metal chairs and stools		2599-245	12/85	138.6	138.6	138.6	1.2	0
Upholstered		2599-24501	06/91	117.9	117.9	117.9	1.6	0
Booths, bars and back bars		2599-247	12/85	133.3	133.1	133.3	.8	.2
Other restaurant, cafeteria and bar furniture		2599-248	12/85	143.3	144.1	141.7	.3	-1.7
Other furniture and fixtures, n.e.c.		2599-3	12/85	143.2	143.0	143.1	.4	.1
Industrial furniture, including benches, stools, sorting tables and cabinets		2599-353	12/85	146.8	146.0	146.0	-5	0
All other furniture and fixtures, n.e.c.		2599-354	12/85	142.2	142.2	142.2	.6	0
Secondary products and miscellaneous receipts		2599-SM						
Secondary products		2599-S	12/85	117.8	118.0	118.4	.7	.3
Paper and allied products	26		12/84	134.6	133.5	132.8	-3.6	-5
Pulp mills	261		12/82	119.7	119.2	116.3	-10.4	-2.4
Pulp mills	2611		12/82	119.7	119.2	116.3	-10.4	-2.4
Primary products		2611-P	12/82	124.7	124.2	121.1	-10.4	-2.5
Other pulp, including pulpmill byproducts, except tall oil		2611-2	12/82	121.9	120.1	117.0	-14.0	-2.6
Woodpulp		2611-21	12/82	115.4	113.4	110.0	-15.3	-3.0
Sulfate woodpulp, including soda		2611-213	12/82	117.1	115.0	111.6	-15.3	-3.0
Sulfate, bleached and semibleached (including soda)		2611-2134	06/88	70.7	69.5	67.3	-15.5	-3.2
Sulfate, softwood		2611-21341	12/82	123.0	119.8	113.6	-20.0	-5.2
Exports		2611-2134E	12/93	115.3	(⁹)	(⁹)	(⁹)	(⁹)
Domestic (market shipments only)		2611-2134M	06/88	70.4	68.3	68.3	-14.8	0
Sulfate, hardwood		2611-21342	12/82	112.9	112.2	111.8	-8.7	-4
Pulp, other than wood, and miscellaneous pulp mill byproducts		2611-25	06/88	126.0	127.5	127.3	-3.3	-2
Other pulp, including pulp made from straw, rag, flax, etc.		2611-2513	12/93	97.4	100.1	99.8	-6.8	-3
Paper mill products except building paper	262		06/81	141.6	140.8	139.2	-5.0	-1.1
Paper mills	2621		06/81	141.5	140.8	139.2	-5.0	-1.1
Primary products		2621-P	06/81	143.0	141.9	140.7	-4.4	-8
Tissue paper and sanitary paper stock		2621-A	06/81	142.5	144.0	142.2	-1.6	-1.3
Sanitary papers, including stock, made in papermills		2621-A4	06/81	140.9	142.4	140.6	-1.6	-1.3

See footnotes at end of table.

**Table 5. Producer price indexes for the net output of selected industries and their products, not seasonally adjusted
—Continued**

Industry and product ¹	Industry code	Product code	Index base	Index			Percent change to Feb. 1999 from —	
				Oct. 1998 ²	Jan. 1999 ²	Feb. 1999 ²	Feb. 1998	Jan. 1999
Paper mills—Continued								
Toilet tissue and stock		2621-A41	11/87	110.6	114.2	113.3	-2.8	-0.8
Facial tissue and stock		2621-A42	08/81	139.1	139.1	139.1	2.4	0
Napkins and napkin stock		2621-A43	06/81	125.6	125.7	124.4	-6	-1.0
Towels and towel stock		2621-A44	08/81	162.3	160.8	156.7	-2.7	-2.5
Newsprint		2621-B	06/81	153.8	146.4	146.3	-1.5	-1
Printing and writing grades		2621-C	12/87	116.1	115.8	114.6	-6.7	-1.0
Groundwood paper, uncoated		2621-2	06/81	91.8	91.9	80.6	-33.0	-12.3
Publication and printing		2621-211	06/81	87.7	(³)	(³)	(³)	(³)
Clay coated printing and converting paper		2621-3	06/81	155.8	158.8	154.0	-2.7	-3.0
Coated 1-side		2621-34	06/81	172.9	171.4	171.4	-9	0
Coated 2-sides		2621-36	06/81	155.2	159.3	153.3	-3.1	-3.8
No. 3 coated 2-sides		2621-363	06/81	160.6	(³)	159.9	-2.4	(³)
No. 5 coated 2-sides		2621-365	06/81	138.2	(³)	132.0	-8.3	(³)
Coated 2-sides except No. 3 and No. 5		2621-366	06/81	152.7	(³)	150.9	-2.6	(³)
No. 4 coated 2-sides		2621-36604	12/87	124.6	(³)	(³)	(³)	(³)
All other clay coated 2-sides, including No.1 and No. 2		2621-36606	12/87	118.0	(³)	115.0	-3.0	(³)
Book paper, uncoated free sheet		2621-4	06/81	127.0	125.4	126.1	-7.8	.6
Chemical woodpulp writing paper, except body stock		2621-421	06/81	123.3	123.5	122.0	-8.2	-1.2
Unwatermarked bond		2621-4211	12/87	123.9	125.0	121.7	-6.7	-2.6
Unwatermarked bond, No. 4 grade		2621-42111	06/81	137.9	142.5	135.7	-9.9	-4.8
Watermarked bond		2621-4212	06/81	164.6	163.7	163.7	-7	0
Form bond, in rolls		2621-4215	12/87	98.4	97.8	98.3	-7.1	.5
15 lb. form bond in rolls		2621-42155	06/81	96.4	95.4	95.6	-4	.2
Form bond in rolls, except 12, 15 and 20 lb. grades		2621-42159	06/81	108.0	107.8	109.1	-14.1	1.2
Other writing papers, including manifold and carbonless base stock & body stock for commun		2621-4217	06/81	122.4	121.8	121.3	-11.3	-4
Publication and printing grade free sheet		2621-441	06/81	126.9	123.9	129.8	-6.1	4.8
Plain (including M.F., E.F., supercalendered, eggshell and antique grades)		2621-44111	12/87	124.3	114.9	114.4	-13.7	-4
Offset		2621-44122	06/81	126.7	126.2	130.0	-5.7	3.0
Cover and text papers		2621-465	06/81	165.8	168.0	164.9	-8	-1.8
Other converting and miscellaneous free sheet, including body stock for coating		2621-481	12/87	108.4	101.6	102.2	-13.8	.6
Envelope paper		2621-4811	12/87	104.4	96.2	98.2	-13.1	2.1
White wove envelope paper		2621-48111	12/87	103.8	92.4	95.2	-17.7	3.0
Kraft envelope paper (including unbleached, semi-bleached and bleached kraft)		2621-48112	12/87	125.1	125.1	125.1	0	0
All other uncoated free sheet, n.e.c., including body stock for coating		2621-4812	06/81	126.1	124.7	120.0	-16.0	-3.8
Bleached bristols, excluding cotton fiber index and bogus		2621-5	06/81	141.6	138.5	138.5	-4.2	0
Uncoated bristols		2621-5A	06/81	138.3	136.8	136.8	-1.4	0
Other uncoated bristols, including index, printing and postcard		2621-551	12/93	106.1	104.6	104.6	-2.3	0
Cotton fiber paper and thin paper		2621-6	06/81	169.8	169.8	169.9	-1.8	0
Thin paper		2621-671	06/81	159.4	159.7	159.7	-3.9	0
Packaging and industrial grade papers		2621-D	12/87	138.0	138.9	138.4	-6	-4
Unbleached kraft packaging and industrial converting paper		2621-7	06/81	195.3	195.0	195.0	0	0
Bag and sack, other than shipping sack		2621-751	06/81	178.6	178.6	178.6	-1.4	0
Other unbleached kraft packaging and industrial converting paper		2621-761	06/81	189.4	(³)	(³)	(³)	(³)
Packaging and industrial converting paper, except unbleached kraft		2621-8	06/81	136.4	138.4	136.1	-2.5	-1.7
Special industrial paper		2621-9	06/81	161.2	162.6	162.6	-1	0
Construction paper		2621-E						
Secondary products and miscellaneous receipts		2621-SM						
Secondary products		2621-S	06/81	110.8	112.8	108.1	-13.1	-4.2
Pulp mill products		2611-S	06/81	62.7	61.3	(³)	(³)	(³)
Paperboard mills	263		12/82	158.8	155.0	153.9	-10.0	-7
Paperboard mills	2631		12/82	158.9	155.0	153.9	-10.0	-7
Primary products		2631-P	12/82	150.8	146.6	145.4	-10.1	-8
Paperboard, made from primarily virgin wood pulp		2631-A	12/88	96.7	93.9	93.1	-12.2	-9
Unbleached kraft packaging and industrial converting paperboard (>80% virgin wood pulp)		2631-1	12/82	143.8	138.7	137.4	-13.1	-9
Unbleached linerboard		2631-111	12/82	140.5	135.5	134.1	-14.9	-1.0
42 lb. kraft linerboard		2631-11101	12/82	144.4	141.4	139.5	-14.2	-1.3
Other unbleached linerboard		2631-11102	12/82	133.6	125.6	125.0	-15.8	-5
Bleached packaging and industrial converting paperboard (>80% virgin wood pulp)		2631-2	12/82	155.1	152.8	151.4	-6.0	-9
Linerboard		2631-211	12/82	138.8	139.4	137.8	-10.1	-1.1
Folding carton-type board		2631-241	12/82	151.1	149.0	147.7	-5.6	-9
Bleached paperboard for moist, liquid or oily foods, including milk carton board		2631-26	12/88	124.2	119.1	119.7	-9.0	.5
Other bleached paperboard for packaging and other solid bleached board		2631-28	12/88	122.5	120.6	118.6	-5.0	-1.7
Semichemical paperboard (>75% virgin wood pulp)		2631-3						
Corrugating medium		2631-321	12/82	122.6	118.7	118.7	-17.8	0
Recycled paperboard		2631-4	12/82	173.2	169.1	167.8	-4.8	-8
Linerboard (<80% virgin fiber)		2631-411	12/82	142.8	133.6	135.1	-14.2	1.1
Corrugating medium (<75% virgin fiber)		2631-421	12/82	138.7	128.9	128.3	-20.3	-5

See footnotes at end of table.

**Table 5. Producer price indexes for the net output of selected industries and their products, not seasonally adjusted
—Continued**

Industry and product ¹	Industry code	Product code	Index base	Index			Percent change to Feb. 1999 from —	
				Oct. 1998 ²	Jan. 1999 ²	Feb. 1999 ²	Feb. 1998	Jan. 1999
Paperboard mills—Continued								
Folding carton board		2631-44	12/88	119.8	119.0	116.0	-7.0	-2.5
Clay-coated folding carton board		2631-446	12/82	135.7	134.6	130.6	-8.1	-3.0
Other recycled paperboard		2631-48	12/88	139.3	136.0	135.0	-4.7	-7.7
Secondary products and miscellaneous receipts		2631-SM						
Secondary products		2631-S	12/82	209.5	210.8	210.9	-9.9	0
Papermill products		2621-S	12/88	133.3	131.7	131.8	-7.7	.1
Paperboard containers and boxes	265		12/84	139.7	137.7	137.1	-3.7	-4
Setup paperboard boxes	2652		12/83	159.6	159.6	160.1	1.1	.3
Primary products		2652-P	12/83	157.7	157.8	158.3	1.1	.3
Setup paperboard boxes (classified by end use)		2652-1	12/83	157.7	157.8	158.3	1.1	.3
Department stores and other retail stores		2652-131	12/83	162.3	162.3	162.3	.1	0
Confections		2652-141	12/83	133.1	135.1	135.2	3.6	.1
Cosmetics, including soap		2652-151	12/83	121.0	121.0	121.0	0	0
Stationery and office supplies		2652-161	12/83	168.1	168.1	168.2	2.6	.1
All other end uses, n.e.c.		2652-198	12/83	171.8	171.2	172.4	1.0	.7
Secondary products and miscellaneous receipts		2652-SM						
Secondary products		2652-S	12/83	180.0	180.0	180.0	2.0	0
Corrugated and solid fiber boxes	2653		03/80	166.9	163.1	162.7	-5.0	-2
Primary products		2653-P	03/80	168.0	164.0	163.6	-5.0	-2
Corrugated shipping containers		2653-1	03/80	165.9	162.1	161.5	-4.9	-4
For foods and beverages		2653-112	03/80	156.3	153.7	153.4	-2.5	-2
For canned and bottled foods and beverages		2653-11201	06/87	131.5	128.7	128.9	-2.1	.2
For fresh fruits and vegetables		2653-11202	06/87	138.8	135.2	134.3	-1	-7
For dry goods		2653-11203	06/87	117.7	114.6	114.0	-5.6	-5
For all food and beverage uses not specified		2653-11204	06/87	109.8	108.9	108.8	-2.6	-1
For paper and allied products		2653-113	03/80	168.2	164.4	164.7	-4.3	.2
For metal products and machinery, equipment and supplies, except electrical		2653-116	03/80	181.1	176.3	174.1	-2.3	-1.2
For electrical machinery, equipment, supplies and appliances		2653-118	03/80	154.4	152.2	152.0	-.9	-1
For all other uses not specified above		2653-119	03/80	171.5	166.4	165.2	-4.9	-7
For chemicals and drugs, including paints, varnishes, cosmetics and soaps		2653-11901	06/87	137.9	132.5	132.5	-6.8	0
For lumber and wood products, including furniture		2653-11902	06/87	153.4	150.0	149.5	-3.0	-3
For all other uses		2653-11903	06/87	134.2	130.3	129.1	-4.9	-9
Corrugated paperboard in sheets and rolls, lined and unlined		2653-3	03/80	163.3	156.8	156.8	-6.7	0
Corrugated and solid fiber pallets, pads, and partitions		2653-4	03/80	228.6	225.0	225.5	-3.8	.2
Secondary products and miscellaneous receipts		2653-SM						
Secondary products		2653-S	12/90	116.9	116.9	116.9	-5.5	0
Fiber cans, drums and similar products	2655		12/85	156.5	156.5	156.5	.3	0
Primary products		2655-P	12/85	158.8	158.9	159.0	.2	.1
Paperboard fiber drums with metal, wood, plastic or paperboard ends		2655-1	12/85	149.4	149.4	149.4	.1	0
Fiber cans, tubes, and similar fiber products		2655-2	12/85	161.3	161.4	161.5	.2	.1
Cans, all fiber and composite		2655-221	12/85	144.5	144.7	144.7	.5	0
Food products		2655-221A	12/85	153.7	153.7	153.7	.4	0
All other food products, excluding pet food		2655-22113	12/85	178.9	178.9	178.9	.3	0
Non-food products		2655-221B						
All other non-food products, including pet food		2655-22117	12/85	120.8	123.7	123.7	4.0	0
Cores and tubes		2655-231	12/85	170.6	170.5	170.5	-.1	0
Paperboard cones, reels, spools, bobbins, blocks and other products		2655-271	12/85	157.2	159.0	160.2	2.0	.8
Secondary products and miscellaneous receipts		2655-SM						
Secondary products		2655-S	12/85	135.0	133.7	133.7	1.5	0
Sanitary food containers	2656		06/85	157.2	164.8	160.6	-1.0	-2.5
Primary products		2656-P	06/85	154.1	161.6	157.5	-1.0	-2.5
Cups and liquid-tight containers		2656-2	06/85	164.8	176.2	178.2	4.1	1.1
Liquid-tight and round nested food containers, including lids and tops		2656-233	06/85	143.6	143.6	143.3	-.2	-.2
Drinking cups and portion serving cups		2656-235	06/85	165.0	178.2	(³)	(³)	(³)
Other sanitary food containers, boards, and trays, except folding		2656-5	06/85	128.3	135.4	(³)	(³)	(³)
Pressed plates, dishes, spoons and similar products		2656-511	06/85	127.3	137.0	(³)	(³)	(³)
Folding paperboard boxes	2657		12/83	143.3	141.1	140.5	-2.3	-4
Primary products		2657-P	12/83	142.4	140.0	139.4	-2.4	-4
Folding paperboard boxes, except sanitary food containers, classified by end use		2657-1	12/83	142.5	139.7	139.0	-2.5	-5
Dry food and produce, incl. pet and animal food		2657-114	12/83	132.6	132.1	131.5	-.5	-.5
Bottled and canned beverages		2657-121	12/83	138.7	(³)	(³)	(³)	(³)
Soaps and detergents		2657-131	12/83	127.4	127.4	127.4	-2.2	.0
Hardware and household supplies		2657-151	12/83	150.4	150.5	150.5	.4	0
Cosmetics and medicinal products		2657-171	12/83	138.5	138.4	136.3	-1.6	-1.5
Cosmetics		2657-17101	12/83	128.8	128.4	128.4	-.6	0
Medicinal products		2657-17102	12/83	144.0	144.2	140.6	-2.2	-2.5
Paper goods or products, including book mailers		2657-181	12/83	143.1	143.1	143.1	-1.4	0
Folding carry-out boxes and trays for retail food		2657-195	12/88	110.1	110.0	110.0	-.6	0

See footnotes at end of table.

**Table 5. Producer price indexes for the net output of selected industries and their products, not seasonally adjusted
—Continued**

Industry and product ¹	Industry code	Product code	Index base	Index			Percent change to Feb. 1999 from —	
				Oct. 1998 ²	Jan. 1999 ²	Feb. 1999 ²	Feb. 1998	Jan. 1999
Folding paperboard boxes—Continued								
All other end uses, n.e.c.		2657-198	12/83	158.7	158.6	157.2	-0.7	-0.9
Folding sanitary containers for liquid, moist, oily or perishable foods		2657-2	06/85	130.3	130.1	130.1	-1.3	0
Bakery, fresh		2657-201	06/85	132.1	132.1	132.1	-2.7	0
Butter and ice cream packages and food pails		2657-202	06/85	178.9	178.3	178.3	-4	0
Processed meat, margarine, lard and shortening		2657-203	06/85	103.1	103.1	103.1	-1.9	0
Other, including frozen foods		2657-204	12/88	100.5	100.5	100.5	-1.3	0
Secondary products and miscellaneous receipts		2657-SM						
Secondary products		2657-S	12/83	147.0	147.1	147.1	-1.9	0
Converted paper and paperboard products, except containers and boxes								
.....	267		06/93	108.0	107.9	107.5	-1.1	-4
Paper coated and laminated, packaging								
.....	2671		06/93	114.9	114.7	114.6	-4	-1
Primary products		2671-P	12/87	135.5	135.2	135.1	-4	-1
Single web paper (coated rolls and sheets including waxed)		2671-1	12/87	140.6	140.6	140.6	-1	0
Other		2671-115	06/93	123.0	123.0	123.0	-1	0
Single web film (coated rolls and sheets including coextruded)		2671-2	12/87	118.3	118.3	118.3	0	0
Paper/paper multiweb laminations		2671-3	12/87	132.9	132.9	132.9	-4	0
Polyethylene laminations		2671-311	06/93	122.4	122.4	122.4	-1	0
Other laminations		2671-312	06/93	111.7	111.7	111.7	-1.0	0
Coated		2671-31218	06/93	113.2	113.2	113.2	-1.0	0
Multiweb laminated rolls and sheets ex paper/paper and foil		2671-4	12/87	143.8	143.0	142.8	-1.1	-1
Film/paper multiweb laminations		2671-411	06/93	113.9	113.9	113.9	-1	0
Other film/film laminations		2671-416	06/93	119.3	118.4	118.1	-1.5	-3
Secondary products and miscellaneous receipts		2671-SM						
Secondary products		2671-S						
Other secondary products		2671-SSS	06/93	112.5	112.6	112.6	-4	0
Paper coated and laminated, n.e.c.								
.....	2672		06/93	109.2	108.9	109.1	-8	2
Primary products		2672-P	12/87	130.4	130.0	130.2	-1.2	2
Printing paper coated at establishments other than where paper was produced		2672-1	12/82	179.0	179.0	179.0	1.1	0
Coated, one side (for labels and similar uses)		2672-113	12/82	174.2	174.2	174.2	-1	0
Coated, two sides (for printing of magazines, directories, and similar uses)		2672-153	12/82	185.9	185.9	185.9	2.0	0
Pressure sensitive products		2672-3	12/82	137.3	136.7	137.1	-1.5	.3
Single faced tape		2672-301	12/87	130.9	130.4	130.5	-1.2	.1
Paper backing		2672-30101	12/82	138.1	138.1	138.1	0	0
Cloth backing, except electrical		2672-30102	12/87	130.5	131.4	130.5	1.8	-7
Film backing, incl. cellophane, anti-corrosive & other transparent material		2672-30103	12/87	135.2	134.1	134.4	-2.5	.2
Reinforced and laminated tape		2672-30105	12/82	115.2	(³)	(³)	(³)	(³)
Double faced tape		2672-302	12/82	164.1	162.9	163.1	1.0	.1
Unprinted pressure sensitive labels		2672-303	12/82	131.8	131.8	131.8	.7	0
Pressure sensitive base stock		2672-304	12/87	122.3	121.5	122.6	-3.1	.9
Base stock for labels		2672-30401	04/83	155.7	154.6	156.4	-3.1	1.2
Other coated and processed papers, except for packaging uses		2672-4	12/82	162.7	162.6	162.8	-6	.1
Other coated and processed paper, n.e.c.		2672-459	12/82	150.3	150.2	150.3	-7	.1
Secondary products and miscellaneous receipts		2672-SM						
Miscellaneous receipts		2672-M	06/93	101.8	101.8	101.8	-3	0
Resales		2672-Z89	07/93	103.9	(³)	103.9	(³)	(³)
Secondary products		2672-S	06/93	114.7	114.7	114.7	1.1	0
Paper coated and laminated, packaging		2671-S	06/93	115.6	115.6	115.6	-3.2	0
Other secondary products		2672-SSS	06/93	115.3	115.3	115.3	1.8	0
Plastics, foil and coated paper bags								
.....	2673		12/83	155.6	154.1	153.5	-3.1	-4
Primary products		2673-P	12/83	155.7	154.1	153.5	-3.5	-4
Specialty bags and liners, single web paper, coated		2673-1	11/84	145.4	145.4	143.6	-1.2	-1.2
Specialty bags and liners, single web film		2673-2	12/83	132.7	131.1	130.7	-3.8	-3
Polyethylene bags		2673-21	12/90	94.5	93.2	92.8	-4.3	-4
Grocery and variety		2673-211	12/90	84.3	82.6	82.3	-5.1	-4
Refuse		2673-212	12/90	91.9	90.5	89.9	-2.8	-7
Textile and clothing		2673-214	12/90	112.2	111.6	111.7	-4.4	.1
Shipping sacks		2673-216	12/90	101.5	100.7	100.7	-6.1	0
Household food storage		2673-217	12/83	93.8	92.8	92.8	-2.6	0
Other polyethylene bags		2673-218	12/90	108.3	107.5	107.1	-4.8	-4
Single web film bags other than polyethylene		2673-22	12/90	120.1	120.1	120.0	-4	-1
Other film type		2673-223	12/90	104.3	104.3	104.0	-1.3	-3
Specialty bags and liners, multiweb laminations and foil		2673-3	12/83	139.3	138.8	138.9	-8	.1
Paper combinations except paper/foil		2673-311	12/90	100.1	99.9	99.9	-2	.0
Foil and foil combinations		2673-312	08/84	103.3	102.8	102.8	-2.5	0
Other multiweb laminations		2673-314	12/83	128.9	127.8	127.3	-3.6	-4
Secondary products and miscellaneous receipts		2673-SM						
Secondary products		2673-S	12/83	133.6	132.6	131.8	-2.9	-6
Uncoated paper and multiwall bags								
.....	2674		12/90	106.3	105.6	105.8	-3.4	2
Primary products		2674-P	12/90	107.9	107.0	107.1	-3.3	.1
Uncoated paper bags		2674-1	12/83	214.9	210.6	211.4	-7.2	.4

See footnotes at end of table.

**Table 5. Producer price indexes for the net output of selected industries and their products, not seasonally adjusted
—Continued**

Industry and product ¹	Industry code	Product code	Index base	Index			Percent change to Feb. 1999 from —	
				Oct. 1999 ²	Jan. 1999 ²	Feb. 1999 ²	Feb. 1998	Jan. 1999
Uncoated paper and multiwall bags—Continued								
Grocers' bags and sacks		2674-111	12/83	223.9	217.7	217.8	-9.6	0
Variety bags		2674-112	12/83	151.5	149.2	155.3	-7.9	4.1
Other uncoated bags		2674-115	12/83	168.9	168.9	168.9	0	0
Shipping sacks and multiwall bags		2674-2	12/83	187.8	187.8	187.8	-2	0
Single and double wall		2674-211	12/83	165.5	165.5	165.5	-1	0
Multiwall (three or more plies)		2674-212	12/83	192.6	192.6	192.6	-2	0
Secondary products and miscellaneous receipts		2674-SM						
Secondary products		2674-S	12/90	91.0	91.4	92.2	-4.4	.9
Die-cut paper and paperboard								
Primary products	2675	2675-P	12/84	132.9	131.6	132.0	-2	.3
Die-cut paper and paperboard office supplies		2675-1	12/89	97.4	97.5	97.5	0	0
File folders		2675-113	12/89	99.5	99.6	99.6	0	0
Other file folders, including file pockets and jackets		2675-11303	12/89	101.2	101.4	101.5	.2	.1
Hanging and expandable file folders, all types and materials		2675-11304	12/97	100.1	100.2	100.0	-3	-2
Other office supplies, including index cards, report covers, etc.		2675-199	12/84	150.8	150.7	150.7	.1	0
Die-cut paper and paperboard except office supplies		2675-2	12/89	117.5	117.2	117.2	1.2	0
Pasted, lined, laminated, or surface coated paperboard		2675-3	12/84	164.5	160.9	162.0	-1.1	.7
Secondary products and miscellaneous receipts		2675-SM						
Miscellaneous receipts		2675-M						
Secondary products		2675-S	12/84	121.2	121.4	120.4	-1	-8
Sanitary Paper Products								
Primary products	2676	2676-P	06/83	146.4	148.7	146.9	.5	-1.2
Sanitary napkins and tampons		2676-1	06/83	189.3	189.9	189.6	.2	-2
Sanitary napkins		2676-114	06/83	94.0	94.3	94.4	.4	.1
Disposable diapers (except incontinence pads)		2676-3	06/83	89.1	88.9	88.9	4.2	0
Sanitary tissue health products (made from purchased stock)		2676-4	06/83	149.1	153.1	150.1	-7	-2.0
Table napkins including plain creped and facial tissue type		2676-42	06/83	136.7	145.0	140.3	-1.2	-3.2
Paper towels		2676-47	06/83	155.4	159.6	158.4	1.0	-8
Secondary products and miscellaneous receipts		2676-SM						
Secondary products		2676-S						
Other secondary products		2676-SSS	06/83	157.0	157.0	157.0	.1	0

See footnotes at end of table.

Table 5. Producer price indexes for the net output of selected industries and their products, not seasonally adjusted
—Continued

Industry and product ¹	Industry code	Product code	Index base	Index			Percent change to Feb. 1999 from —	
				Oct. 1998 ²	Jan. 1999 ²	Feb. 1999 ²	Feb. 1998	Jan. 1999
Envelopes	2677		12/84	123.4	121.9	122.3	-1.7	0.3
Primary products		2677-P	12/84	121.4	119.8	120.2	-2.0	.3
Envelopes, all types		2677-1	12/84	121.4	119.8	120.2	-2.0	.3
Secondary products and miscellaneous receipts		2677-SM						
Miscellaneous receipts		2677-M	03/91	126.5	126.5	126.5	1.9	0
Stationery products	2678		06/85	142.4	138.5	137.7	-3.4	-6
Primary products		2678-P	06/85	150.1	147.1	146.3	-3.0	-5
Stationery		2678-1	06/85	153.4	151.7	151.2	1.3	-3
Tablets and related products		2678-2	06/85	149.7	146.3	145.4	-4.3	-6
Legal pads		2678-212	06/85	167.6	165.8	166.2	-1.6	.2
Tablets and pads, except legal pads		2678-213	06/85	166.7	166.6	166.9	1.8	.2
Notebooks		2678-235	06/85	127.1	122.7	122.0	-4.8	-6
Looseleaf fillers (school and commercial types)		2678-245	06/85	161.9	152.9	147.5	-9.2	-3.5
Wrapped ream papers		2678-251	06/85	138.8	138.8	138.8	-10.8	0
Other tablets and related products		2678-298	06/85	140.4	135.3	135.4	-4.5	.1
Secondary products and miscellaneous receipts		2678-SM						
Miscellaneous receipts		2678-M	06/85	132.6	(⁹)	134.4	1.4	(⁹)
Secondary products		2678-S	06/85	127.5	119.2	117.7	-6.2	-1.3
Envelopes		2677-S	06/90	117.3	83.1	77.4	-34.0	-6.9
Other secondary products		2678-SSS	06/85	135.1	135.6	135.5	2.4	-1
Converted paper and paperboard products, n.e.c.	2679		06/85	124.3	121.9	122.3	-2.6	.3
Primary products		2679-P	06/85	123.9	122.0	122.1	-2.3	.1
Gift wrap paper		2679-2	06/85	135.0	123.5	125.0	-8.3	1.2
Paper business machine supplies and other miscellaneous office supplies		2679-3	06/85	109.3	108.2	107.8	-10.2	-4
Pressed and molded pulp goods		2679-4	06/85	131.1	131.1	131.5	-1.4	.3
Other converted paper and paperboard products		2679-5	06/90	115.0	114.0	113.9	-9	-1
Secondary products and miscellaneous receipts		2679-SM						
Secondary products		2679-S	06/85	123.9	115.7	119.1	-6.7	2.9
Printing, publishing, and allied industries	27		12/84	174.9	175.9	176.3	1.9	.2
Newspaper publishing	271		12/79	329.9	334.9	337.1	3.0	.7
Newspaper publishing	2711		12/79	329.8	334.9	337.0	3.0	.6
Primary products		2711-P	12/79	334.1	339.5	341.8	3.1	.7
Circulation		2711-6	12/79	257.4	259.5	259.2	1.1	-1
Subscriptions		2711-61	12/79	249.7	252.5	252.2	1.5	-1
Through intermediary		2711-611	12/79	247.6	250.6	250.2	1.4	-2
Direct to reader		2711-612	12/79	265.8	267.2	267.1	2.1	0
Single copy sales		2711-62	12/79	272.5	272.5	272.5	0	0
Through intermediary		2711-621	12/79	252.4	252.4	252.4	0	0
Direct to reader		2711-622	12/79	286.9	286.9	286.9	0	0
Advertising		2711-7	12/79	359.5	366.1	369.4	3.7	.9
Classified advertising		2711-71	12/79	410.1	418.0	421.5	4.0	.8
Retail, manufacturing & other comm'l advt'g, exc classifieds and insertion of preprinted ads		2711-72	12/79	351.7	358.6	362.0	3.8	.9
National advertising		2711-721	12/79	387.6	399.3	404.8	5.1	1.4
Local, regional and other advertising		2711-722	12/79	346.9	352.7	355.7	3.4	.9
Insertion of preprinted ads		2711-73	06/86	152.1	152.4	153.5	2.1	.7
Secondary products and miscellaneous receipts		2711-SM						
Secondary products		2711-S	12/79	247.6	247.6	247.6	1.0	0
Other secondary products		2711-SSS	12/79	257.1	(⁹)	257.1	2.7	(⁹)
Periodical publishing	272		12/79	277.7	280.3	281.1	2.0	.3
Periodical publishing	2721		12/79	277.7	280.4	281.1	2.0	.2
Primary products		2721-P	12/79	286.4	289.3	289.9	2.1	.2
Advertising		2721-A	12/79	327.2	329.8	331.3	1.9	.5
Specialized business and professional periodicals		2721-4	12/79	282.2	290.7	291.7	4.0	.3
Industrial periodicals (excluding electronics)		2721-411	12/79	294.9	302.8	312.6	4.7	3.2
Wholesale and retail trade, incl merchandising periodicals		2721-413	12/79	303.5	289.2	292.7	-1.9	1.2
Professional and institutional periodicals		2721-415	12/79	291.7	(⁹)	(⁹)	(⁹)	(⁹)
Services periodicals (excluding data management)		2721-421	12/92	124.0	(⁹)	(⁹)	(⁹)	(⁹)
Other business periodicals, n.e.c.		2721-423	12/92	109.6	115.7	115.7	5.6	0
General periodicals		2721-6	12/79	353.3	350.7	352.6	.5	.5
General and special interest periodicals		2721-653	12/79	413.7	421.2	420.7	2.2	-1
Special interest (primarily hobby, entertainment, outdoor sports and auto)		2721-65311	06/86	206.6	208.7	209.0	2.0	.1
General interest (inc. general articles, pictures, fiction, nonfiction, travel and humor)		2721-65312	06/86	206.8	213.6	212.2	2.6	-7
Other periodicals		2721-73						
Circulation		2721-C	12/79	241.0	244.0	243.7	2.4	-1
Specialized business and professional periodicals		2721-3	12/79	303.6	307.9	306.6	.9	-4
Professional and institutional periodicals		2721-317	12/79	322.8	322.8	(⁹)	(⁹)	(⁹)
Medical and health care periodicals		2721-319	12/92	137.4	138.1	138.1	.7	0
General periodicals		2721-5	12/79	223.5	226.5	226.6	2.7	0

See footnotes at end of table.

Table 5. Producer price indexes for the net output of selected industries and their products, not seasonally adjusted
—Continued

Industry and product ¹	Industry code	Product code	Index base	Index			Percent change to Feb. 1999 from —	
				Oct. 1998 ²	Jan. 1999 ²	Feb. 1999 ²	Feb. 1998	Jan. 1999
Periodical publishing—Continued								
General and special interest periodicals		2721-55	12/79	254.9	260.0	260.2	4.0	0.1
Subscriptions		2721-553	12/79	272.2	272.9	273.1	1.2	.1
Special interest (primarily hobby, entertainment, outdoor sports and auto)		2721-55311	06/86	147.6	148.2	148.4	2.1	.1
General interest (inc. general articles, pictures, fiction, nonfiction, travel and humor)		2721-55312	06/86	160.8	160.8	160.8	0	0
Single copy sales		2721-555	12/79	234.1	247.0	247.0	9.8	0
Special interest (primarily hobby, entertainment, outdoor sports and auto)		2721-55511	06/86	174.7	174.7	174.7	5.7	0
Other periodicals		2721-7A	12/79	245.5	245.5	245.5	5.8	0
Other periodicals, n.e.c.		2721-717	02/86	177.3	177.3	177.3	14.1	0
Single copy sales		2721-71702	02/86	162.8	162.8	162.8	.1	0
Secondary products and miscellaneous receipts		2721-SM						
Miscellaneous receipts		2721-M	12/79	235.6	237.9	237.9	1.0	0
Secondary products		2721-S	12/79	203.2	203.2	207.5	2.3	2.1
Books	273		12/84	182.0	183.9	183.1	3.8	-.4
Book Publishing	2731		12/80	243.6	246.6	245.5	4.5	-.4
Primary products		2731-P	12/80	245.3	248.4	247.0	4.5	-6
Textbooks		2731-1	12/80	339.6	343.5	343.3	4.7	-.1
Elementary textbooks		2731-1A	12/80	396.5	404.8	404.8	6.1	0
Hardbound		2731-111	12/80	392.8	405.3	405.3	4.7	0
Paperbound		2731-112	12/80	409.0	403.8	403.8	11.2	0
High school textbooks		2731-1B	12/80	(³)	(³)	(³)	(³)	(³)
Hardbound		2731-113	12/80	(³)	(³)	(³)	(³)	(³)
College textbooks		2731-1C	12/80	299.5	305.7	305.3	3.9	-.1
Hardbound		2731-115	12/80	291.7	296.7	296.1	2.0	-2
Paperbound		2731-116	12/80	324.0	333.7	333.7	9.3	0
Workbooks		2731-12	12/80	341.8	348.1	348.1	2.4	0
Elementary workbooks		2731-121	12/80	338.0	349.0	349.0	3.3	0
High school workbooks		2731-123	12/80	315.7	315.7	315.7	3.2	0
Technical, scientific and professional books		2731-3	12/80	208.5	209.2	213.2	6.8	1.9
Medical books		2731-32	12/80	209.5	209.5	209.5	6.1	0
Hardbound		2731-325	12/80	205.6	205.6	205.6	6.9	0
Paperbound		2731-327	12/80	240.9	240.9	240.9	3.5	0
Business books		2731-33	06/95	135.7	(³)	(³)	(³)	(³)
Hardbound		2731-335	06/95	124.5	(³)	(³)	(³)	(³)
Other technical, scientific and professional books		2731-34	12/80	197.5	202.9	202.7	6.7	-.1
Hardbound		2731-345	12/80	193.1	193.3	193.3	4.7	0
Paperbound		2731-347	12/80	206.1	222.3	221.7	10.4	-.3
Religious books		2731-4	12/80	200.7	200.6	201.2	2.2	.3
Other religious books, including hymnals and devotionals		2731-44	12/80	229.9	229.8	230.7	4.6	.4
Hardbound		2731-445	06/95	123.7	123.7	124.5	7.0	.6
Paperbound		2731-447	12/80	283.4	283.1	283.1	1.4	0
General, mass market, adult trade, juvenile, book club and mail order books		2731-5	12/80	199.7	203.5	199.1	3.2	-2.2
Mass market, adult trade and juvenile books		2731-56	06/88	153.1	157.0	152.4	4.2	-2.9
Adult trade and juvenile books		2731-D	06/88	147.5	150.2	143.6	3.9	-4.4
Adult trade		2731-D4	12/80	188.9	191.3	180.4	3.6	-5.7
Hardbound		2731-D41	12/80	181.3	178.7	164.8	5.2	-7.8
Paperbound, including mass market other than rack size		2731-D47	12/80	204.1	220.4	217.6	.4	-1.3
Juvenile books		2731-D5	12/80	202.1	210.1	210.1	4.9	0
Hardbound		2731-D51	12/80	196.8	206.9	206.9	6.5	0
Paperbound		2731-D53	12/80	209.4	209.4	209.4	0	0
Audio books		2731-H	06/95	119.7	(³)	122.6	9.8	(³)
General reference books		2731-7	12/80	182.3	182.0	180.3	5.2	-.9
Encyclopedias		2731-721	12/80	164.0	164.0	159.9	-2.7	-2.5
Dictionaries and thesauruses		2731-741	12/80	146.4	147.8	146.0	-1.2	-1.2
Other		2731-749	12/80	253.0	251.8	251.8	11.3	0
Other books, excluding pamphlets		2731-8	04/81	193.1	200.0	196.4	9.3	-1.8
Other books, n.e.c.		2731-8B	04/81	178.3	178.3	178.3	.8	0
Hardbound		2731-815	04/81	170.1	170.1	(³)	(³)	(³)
Paperbound		2731-816	06/95	135.4	(³)	(³)	(³)	(³)
University press books, hardbound and paperbound		2731-8C	06/88	149.4	(³)	153.3	14.1	(³)
Pamphlets (5-48 pages)		2731-9	12/80	181.2	183.0	184.3	2.0	.7
Other pamphlets		2731-959	06/88	125.1	126.4	127.3	2.1	.7
Secondary products and miscellaneous receipts		2731-SM						
Miscellaneous receipts		2731-M	12/80	146.7	150.3	149.9	6.5	-.3
Resales		2731-Z89	06/88	139.1	140.0	139.1	9.7	-.6
Secondary products		2731-S	12/80	267.2	267.3	269.0	2.6	.6
Other secondary products		2731-SSS	06/95	115.6	115.6	116.5	3.1	.8
Book printing	2732		12/83	148.9	148.6	148.1	-.6	-.3
Primary products		2732-P	12/83	148.4	148.8	147.9	-.4	-.6
Textbooks printing and binding		2732-3	06/93	105.9	105.7	105.9	0	.2
Elementary and high school textbooks (grades K through 12)		2732-3A	06/93	106.7	107.0	107.0	.3	0
Paperbound, including teachers' edition		2732-312	06/93	107.0	107.3	107.3	.3	0

See footnotes at end of table.

Table 5. Producer price indexes for the net output of selected industries and their products, not seasonally adjusted
—Continued

Industry and product ¹	Industry code	Product code	Index base	Index			Percent change to Feb. 1999 from —	
				Oct. 1998 ²	Jan. 1999 ²	Feb. 1999 ²	Feb. 1998	Jan. 1999
Book printing—Continued								
College textbooks (grades 13 or higher, including private business, etc.)		2732-3B	06/93	100.9	101.1	101.4	0.4	0.3
Hardbound		2732-314	06/93	87.9	88.0	88.0	-.7	0
Paperbound		2732-315	06/93	114.9	115.0	115.7	1.1	.6
Technical, scientific, and professional books, printing and binding		2732-4	06/93	102.3	102.1	102.3	.1	.2
Hardbound		2732-417	06/93	110.0	109.5	110.8	.6	1.2
Paperbound		2732-418	06/93	99.8	99.7	99.7	.1	0
Religious books, printing and binding		2732-5	06/93	97.9	98.1	98.5	-.2	.4
Paperbound		2732-535	06/93	112.3	112.3	113.1	.9	.7
General books (trade etc.) printing and binding		2732-6	06/93	103.0	103.4	103.5	-.8	.1
Adult trade books (fiction and nonfiction)		2732-6B	06/93	100.6	101.1	101.1	-1.0	0
Hardbound		2732-645	06/93	99.1	99.3	99.3	-2.2	0
Paperbound		2732-646	06/93	103.0	103.9	103.8	.5	-.1
Mass market paperbound books, rack size, distributed predominantly to mass market outlets		2732-644	06/93	107.4	(⁹)	108.5	-.4	(⁹)
Other books and pamphlets, n.e.c., printing and binding		2732-7	06/93	112.0	112.7	109.7	-1.0	-2.7
Other reference books		2732-7A	06/93	120.4	(⁹)	121.4	3.1	(⁹)
Paperbound		2732-755	06/93	123.6	(⁹)	124.2	2.6	(⁹)
All other books, n.e.c. (including music books, university press books, etc.)		2732-7B	06/93	111.6	112.5	107.4	-2.7	-4.5
Hardbound		2732-756	06/93	116.7	118.9	117.9	1.2	-.8
Paperbound		2732-757	06/93	106.0	105.4	95.1	-8.0	-9.8
Pamphlets, printing only or printing and binding		2732-762	06/93	113.2	113.4	113.6	1.7	.2
Secondary products and miscellaneous receipts		2732-SM						
Secondary products		2732-S	12/83	153.3	149.2	151.1	-1.4	1.3
Miscellaneous publishing	274		06/84	189.7	191.2	192.1	3.6	.5
Miscellaneous publishing	2741		06/84	189.7	191.2	192.1	3.6	.5
Primary products		2741-P	06/84	191.3	192.9	193.9	3.6	.5
Telephone directories		2741-A	09/84	194.7	197.0	198.0	4.1	.5
Catalogs and other directories		2741-B	06/84	159.5	159.3	160.6	3.3	.8
Business service publications		2741-2	06/84	196.0	196.6	197.5	3.3	.5
Patterns, including clothing patterns		2741-4	08/84	153.6	153.6	153.6	0	0
Shopping news, publishing		2741-6	06/84	207.5	214.7	215.5	5.5	.4
Other miscellaneous publishing		2741-7	06/84	214.0	213.3	214.3	2.4	.5
Micropublishing in microform, including original and republished material		2741-797	06/84	199.8	199.8	200.5	2.3	.4
Other miscellaneous publishing nec, including multimedia kits, almanacs, and map		2741-799	06/97	110.0	109.5	110.1	2.5	.5
Secondary products and miscellaneous receipts		2741-SM						
Secondary products		2741-S	06/84	156.5	158.0	158.5	4.3	.3
Commercial printing	275		12/84	140.7	139.8	139.9	.4	.1
Commercial printing, lithographic	2752		06/82	154.1	153.3	153.4	.6	.1
Primary products		2752-P	06/82	154.3	153.4	153.4	.4	0
Lithographic magazine and periodical printing		2752-1	06/82	137.2	132.4	132.6	-2.1	-.2
Lithographic label and wrapper printing		2752-2	06/82	127.2	127.2	127.2	.9	0
Lithographic catalog and directory printing		2752-3	06/82	137.3	137.3	137.4	4.1	.1
Catalogs, including direct mail		2752-31	12/88	115.3	115.4	115.4	5.6	0
Directories		2752-32	12/88	117.6	117.6	117.7	.6	.1
Lithographic financial and legal printing		2752-4	06/82	162.5	162.5	162.5	1.4	0
Lithographic advertising printing		2752-5	06/82	144.2	143.7	143.4	.3	-.2
Direct mail		2752-51	12/88	117.8	117.7	117.3	-.2	-.3
Display advertising		2752-52	12/88	130.3	130.3	130.3	1.0	0
Preprinted newspaper inserts		2752-53	06/82	99.1	96.5	96.5	.4	0
Other advertising printing, (including brochures, pamphlets, catalog sheet, etc.)		2752-55	12/88	126.0	126.3	126.0	.5	-.2
Other lithographic general printing jobs		2752-6	06/82	195.0	195.1	195.4	.2	.2
Secondary products and miscellaneous receipts		2752-SM						
Miscellaneous receipts		2752-M	06/82	135.8	136.2	136.2	2.6	0
Contract work and other miscellaneous receipts		2752-XY9	06/82	122.1	122.4	122.4	2.2	0
Resales		2752-Z89	08/82	146.1	146.7	146.7	2.9	0
Secondary products		2752-S	06/82	157.9	157.9	159.1	1.5	.8
Book printing		2732-S	06/82	171.8	171.8	171.8	.3	0
Other secondary products		2752-SSS	06/82	153.7	153.7	153.8	2.7	.1
Commercial printing, n.e.c.		2759-S	06/82	167.9	167.9	170.4	1.9	1.5
Manifold business forms		2761-S	06/82	152.6	152.6	152.6	.3	0
Commercial printing, gravure	2754		06/82	103.5	101.0	100.9	-1.0	-.1
Primary products		2754-P	06/82	102.4	99.9	99.9	-.8	0
Label and wrapper printing, gravure		2754-2	06/82	130.3	130.3	130.4	-.9	.1
Advertising printing, gravure		2754-5	12/96	102.6	(⁹)	(⁹)	(⁹)	(⁹)
Other commercial printing, gravure		2754-6	06/82	116.7	116.9	116.3	-.2	-.5
Secondary products and miscellaneous receipts		2754-SM						
Secondary products		2754-S	06/82	(⁹)	(⁹)	(⁹)	(⁹)	(⁹)
Commercial printing, lithographic		2752-S	06/82	(⁹)	(⁹)	(⁹)	(⁹)	(⁹)

See footnotes at end of table.

**Table 5. Producer price indexes for the net output of selected industries and their products, not seasonally adjusted
—Continued**

Industry and product ¹	Industry code	Product code	Index base	Index			Percent change to Feb. 1999 from —	
				Oct. 1998 ²	Jan. 1999 ²	Feb. 1999 ²	Feb. 1998	Jan. 1999
Commerical printing, n.e.c.	2759		06/82	161.9	162.0	162.2	1.0	0.1
Primary products		2759-P	12/88	124.4	124.4	124.6	1.2	.2
Engraving		2759-B	12/84	142.1	142.1	148.9	4.2	4.8
Nonimpact printing, using laser and ink-jet equipment		2759-C	12/96	101.3	101.1	103.6	2.3	2.5
Flexographic printing		2759-F	12/96	102.5	102.2	101.6	.6	-.6
Letterpress label and wrapper printing		2759-2	06/82	153.7	155.2	155.2	7.5	0
Other general job printing		2759-6	06/82	185.8	186.9	185.9	0	-.5
Screen process printing, except textiles		2759-7	06/82	138.5	138.6	139.4	1.1	.6
Secondary products and miscellaneous receipts		2759-SM						
Miscellaneous receipts		2759-M	12/96	103.5	103.5	103.5	-3.6	0
Resales		2759-Z89	12/96	114.9	114.9	114.9	10.7	0
Secondary products		2759-S	06/82	171.1	171.6	171.8	2.4	.1
Commercial printing, lithographic		2752-S	06/82	179.5	178.4	178.9	-.1	.3
Other secondary products		2759-SSS	12/88	113.0	114.3	114.3	4.9	0
Manifold business forms	276		12/83	165.1	165.1	166.0	-1.0	.5
Manifold business forms	2761		12/83	165.1	165.1	166.0	-1.0	.5
Primary products		2761-P	12/83	169.0	169.4	170.7	-.8	.8
Unit set forms		2761-2	12/83	184.1	177.3	181.3	-3.1	2.3
Stock, including imprinted		2761-21	12/83	(³)	(³)	(³)	(³)	(³)
Custom printed		2761-25	12/83	179.8	171.5	176.4	-4.0	2.9
Carbon		2761-253	12/83	189.1	174.8	183.2	-8.0	4.8
Carbonless		2761-255	12/83	163.8	159.5	161.9	-1.2	1.5
Manifold books, including sales, and pegboard accounting systems		2761-3	12/83	172.6	172.9	175.5	1.3	1.5
Pegboard accounting systems		2761-31	12/83	180.4	(³)	(³)	(³)	(³)
Sales and other manifold books		2761-32	12/83	168.8	169.3	169.3	-.9	0
Stock		2761-322	12/83	165.3	166.1	166.1	4.5	0
Custom		2761-323	12/83	170.7	171.2	171.2	-1.9	0
Custom continuous forms, with or without carbon, marginally punched or not		2761-5	12/83	166.7	170.5	168.8	-2.5	-1.0
Self mailer		2761-55	12/83	164.8	(³)	(³)	(³)	(³)
Custom printed business forms		2761-58	12/83	165.8	169.4	168.3	-1.1	-.6
One part		2761-581	12/83	184.8	190.6	190.0	-1.2	-.3
Multiple parts		2761-582	12/83	158.3	161.0	159.7	-1.1	-.8
Carbon		2761-5822	12/83	156.3	156.0	156.7	-3.2	.4
Carbonless		2761-5824	12/83	144.1	147.9	145.8	0	-1.4
Stock continuous forms		2761-7	12/83	160.6	161.1	164.6	3.5	2.2
Stock business forms		2761-76	12/83	168.2	168.9	172.7	4.0	2.2
One part		2761-761	12/83	158.5	159.1	164.1	5.4	3.1
Multiple parts		2761-762	01/96	89.4	89.8	89.8	.6	0
Carbonless		2761-7622	01/96	88.2	88.7	88.7	.7	0
All other stock forms		2761-78	12/83	139.8	138.7	138.7	-6.9	0
Secondary products and miscellaneous receipts		2761-SM						
Miscellaneous receipts		2761-M	03/84	113.3	113.3	(³)	(³)	(³)
Resales		2761-Z89	06/85	(³)	(³)	(³)	(³)	(³)
Secondary products		2761-S	12/83	114.9	110.6	109.9	-6.5	-.6
Lithographic commercial printing		2752-S	12/83	128.5	123.5	124.8	-5.4	1.1
Other secondary products		2761-SSS	12/83	90.7	87.3	84.1	-8.7	-3.7
Greeting card and publishing	277		12/85	170.3	173.4	172.3	2.0	-.6
Greeting card publishing	2771		12/85	170.4	173.4	172.3	2.0	-.6
Primary products		2771-P	12/85	168.3	170.3	170.3	2.4	0
Publishers' sales		2771-1	12/85	169.2	171.2	171.3	2.5	.1
Seasonal greeting cards		2771-1A	12/85	161.3	163.7	163.9	1.4	.1
Counter cards		2771-111	08/93	127.1	129.5	129.7	1.9	.2
Packaged cards (including boxed cards)		2771-112	12/85	145.8	(³)	145.8	0	(³)
Non-seasonal greeting cards		2771-1B	12/85	175.8	177.7	177.6	3.1	-.1
Counter cards		2771-153	12/85	176.5	178.2	178.2	3.2	0
Packaged cards (including boxed cards)		2771-155	12/85	168.7	175.1	174.1	3.0	-.6
Secondary products and miscellaneous receipts		2771-SM						
Secondary products		2771-S	12/85	150.0	154.9	151.5	1.0	-2.2
Blankbooks, looseleaf binders, and bookbinding and related work	278		06/85	158.9	159.2	158.7	-.8	-.3
Blankbooks and looseleaf binders	2782		06/85	167.0	166.6	166.4	-1.4	-.1
Primary products		2782-P	06/85	167.7	167.2	167.5	-1.6	.2
Looseleaf binders and devices		2782-2	06/85	136.8	136.5	136.6	.7	.1
Binders		2782-21	12/91	111.8	111.5	111.6	.3	.1
Looseleaf binders, all ring and prong type		2782-211	06/85	133.6	133.3	133.3	.2	0
Miscellaneous binder devices and forms		2782-22	12/91	121.3	121.3	121.6	3.0	.2
Sheet protectors		2782-222	12/91	91.2	91.2	91.2	0	0
All looseleaf devices, metal and nonmetal		2782-223	12/91	134.5	134.2	137.2	2.5	2.2
Checkbooks, inserts and refills, excluding continuous forms and die cut		2782-3	06/85	192.7	192.0	(³)	(³)	(³)
Blankbook making, except checkbooks		2782-4	12/91	110.8	110.4	111.1	.9	.6
Albums and scrapbooks		2782-42	06/85	177.1	177.1	178.0	1.0	.5
All other blankbooks, including ledger and account books, bound drafts and financial notes		2782-45	12/91	125.0	120.4	123.6	-1.0	2.7
Secondary products and miscellaneous receipts		2782-SM						
Secondary products		2782-S	06/85	153.2	153.7	153.7	2.3	0

See footnotes at end of table.

Table 5. Producer price indexes for the net output of selected industries and their products, not seasonally adjusted
—Continued

Industry and product ¹	Industry code	Product code	Index base	Index			Percent change to Feb. 1999 from —	
				Oct. 1998 ²	Jan. 1999 ²	Feb. 1999 ²	Feb. 1998	Jan. 1999
Bookbinding and related work	2789		12/85	133.9	136.1	135.0	1.7	-0.8
Primary products		2789-P	12/85	131.2	133.6	132.4	1.8	-0.9
Edition, library, trade and other hardcover binding		2789-1	12/85	137.4	138.4	138.3	-1.1	-1
Edition binding, hardbound		2789-11	12/91	110.9	110.9	110.9	-6.8	0
Library binding; incl. prebinding, rebinding, and other hardcover binding of periodicals		2789-12	12/85	144.1	145.9	145.8	3.6	-1
Other book and pamphlet binding and related work		2789-2	12/85	129.2	132.0	130.5	2.8	-1.1
Soft cover binding of books (49 pages or more)		2789-22	12/85	112.3	112.3	112.3	1.1	0
Adhesive binding		2789-221	12/91	115.3	115.3	115.3	1.9	0
Mechanical binding		2789-222	12/91	98.2	98.2	(³)	(³)	(³)
Pamphlet and other soft cover binding		2789-23	12/85	110.2	115.2	114.2	3.1	-0.9
Mechanical binding		2789-232	12/91	109.6	114.4	113.1	2.4	-1.1
Sample books, swatches, and cards; color, carpet, upholstery, drapes, etc.		2789-24	12/91	115.5	118.3	115.3	4.8	-2.5
Miscellaneous bookbinding work and related service operations or material printed elsewhere		2789-25	12/85	144.1	146.9	146.2	1.5	-0.5
Service industries for the printing trade	279		06/85	117.1	117.7	117.7	.6	0
Typesetting	2791		06/85	121.1	123.1	123.0	1.8	-1
Primary products		2791-P	06/85	120.6	122.5	122.4	1.7	-1
Photographic typesetting, including phototypesetting and photolettering		2791-2	06/85	121.4	123.4	123.2	1.6	-2
With capability to integrate text and graphics		2791-211	06/85	121.6	123.8	123.5	1.6	-2
All other phototypesetting		2791-212	06/85	120.5	121.4	121.3	.7	-1
Secondary products		2791-S	06/85	125.5	128.4	129.2	4.6	.6
Platemaking services	2796		12/85	113.0	113.1	113.1	.0	.0
Primary products		2796-P	12/85	112.2	112.3	112.3	0	0
Lithographic plates		2796-1	12/85	113.8	113.8	113.8	0	0
Diazo type plates prepared for printing		2796-113	12/85	111.9	111.9	111.9	0	0
Lithographic platemaking services		2796-2	12/85	109.8	109.8	109.8	-4	0
Color corrected process positives or negatives on film		2796-231	12/85	107.6	107.6	107.6	0	0
All other lithographic film		2796-239	12/85	104.9	104.9	104.9	0	0
Assembled flats for platemaking		2796-241	12/85	126.1	126.1	126.1	-3.7	0
Platemaking services, except lithographic		2796-3	12/90	111.6	111.9	111.9	1.1	0
Duplicate plates for letterpress		2796-31	12/90	119.1	119.7	119.7	2.1	0
Rubber plates		2796-315	12/90	121.7	121.7	121.7	1.1	0
Photopolymer (plastic) plates		2796-316	12/90	115.2	116.1	116.1	2.7	0
Gravure plates and cylinders made for others (including preparation of film)		2796-35	12/90	105.0	105.0	105.0	0	0
Photoengraving plates made for others		2796-36	06/85	125.4	125.4	125.4	.2	0
Magnesium		2796-362	06/85	134.1	134.1	134.1	.3	0
Other platemaking services, except lithographic		2796-39	12/90	99.3	99.3	99.5	.5	.2
Secondary products and miscellaneous receipts		2796-SM						
Secondary products		2796-S	12/85	124.8	124.8	124.8	0	0
Chemicals and allied products	28		12/84	148.3	148.1	148.1	.7	0
Industrial inorganic chemicals	281		12/84	129.9	128.9	128.0	-5.3	-7
Alkalies and chlorine	2812		12/80	152.8	146.6	143.3	-21.8	-2.3
Primary products		2812-P	12/80	137.2	119.8	109.3	-31.6	-8.8
Chlorine		2812-1	12/80	91.6	74.4	62.2	-67.6	-16.4
Sodium hydroxide (caustic soda)		2812-3	12/80	164.2	141.5	129.5	-17.7	-8.5
Other alkalies		2812-5	12/80	113.4	114.2	111.9	-3.5	-2.0
Secondary products and miscellaneous receipts		2812-SM						
Industrial gases	2813		06/81	151.4	152.3	151.3	-2.1	-7
Primary products		2813-P	06/81	149.6	150.2	149.3	-2.4	-6
Acetylene		2813-2	06/81	176.2	(³)	175.5	-5	(³)
Carbon dioxide		2813-3	06/81	147.2	147.2	147.2	-1.1	0
Liquid & gas		2813-311	06/81	153.4	153.4	153.4	(³)	0
Nitrogen		2813-5	06/81	94.5	94.5	93.8	-2.9	-7
Oxygen		2813-6	06/81	165.3	(³)	164.7	-3.9	(³)
Liquid		2813-622	06/81	107.7	(³)	114.1	-9	(³)
Other industrial gases		2813-7	06/81	193.1	194.6	194.0	-9	-3
Secondary products and miscellaneous receipts		2813-SM						
Miscellaneous receipts		2813-M	06/81	170.7	175.2	173.4	1.6	-1.0
Resales		2813-Z89	06/81	170.4	174.9	174.1	2.2	-5
Inorganic pigments	2816		06/83	158.3	159.6	157.5	1.5	-1.3
Primary products		2816-P	06/83	156.3	157.8	155.6	2.2	-1.4
Titanium dioxide		2816-1	06/83	160.2	162.7	160.0	4.2	-1.7
Other white opaque pigments		2816-2	06/90	76.2	76.2	76.1	-3.3	-1
Chrome colors and other inorganic pigments		2816-3	06/83	158.0	156.2	155.3	-3.7	-6
Iron oxide pigments		2816-331	06/83	173.1	171.9	174.6	-1.2	1.6
Chrome colors and all other inorganic pigments, n.e.c.		2816-399	12/97	97.6	96.3	94.9	-4.6	-1.5
Secondary products and miscellaneous receipts		2816-SM						
Secondary products		2816-S	06/83	155.5	152.3	152.3	-10.8	0

See footnotes at end of table.

Table 5. Producer price indexes for the net output of selected industries and their products, not seasonally adjusted
—Continued

Industry and product ¹	Industry code	Product code	Index base	Index			Percent change to Feb. 1999 from —	
				Oct. 1998 ²	Jan. 1999 ²	Feb. 1999 ²	Feb. 1998	Jan. 1999
Industrial inorganic chemicals, n.e.c.	2819		12/82	131.1	130.2	129.7	-3.0	-0.4
Primary products		2819-P	12/82	126.5	124.9	124.2	-5.8	-6
Sulfuric acid (new and fortified)		2819-3	12/82	104.6	104.6	104.5	-2	-1
Oleum grades		2819-314	12/82	78.6	78.3	78.0	-8	-4
Other than oleum grades		2819-331	12/82	110.6	110.6	110.6	-2	0
Other inorganic acids (ex. sulfuric, nitric and phosphoric)		2819-4	12/82	126.1	116.6	98.8	-30.4	-15.3
Other inorganic acids, n.e.c., inc. boric, chromic, hydrocyanic, and mixed (sulf and nitric)		2819-498	12/82	111.7	110.0	110.7	.6	.6
Other aluminum compounds, n.e.c.		2819-6	12/82	107.5	104.1	104.5	-9.8	.4
Aluminum sulfate (alum, commercial and iron-free grades)		2819-652	10/84	92.8	(³)	(³)	(³)	(³)
Potassium and sodium compounds (ex. bleaches, alkalies and alums)		2819-7	12/82	136.6	137.8	138.1	1.7	.2
Sodium compounds (inc. sodium metal)		2819-7A	12/82	129.1	129.4	129.7	.8	.2
Sodium phosphates		2819-7A	12/82	116.6	116.6	116.6	3.2	0
Other selected sodium phosphates (mono, di, tri, and tetrabasic; meta- and acid pyro)		2819-739	12/82	131.2	131.2	131.2	3.4	0
Sodium metal and other sodium compounds (inc. sod. borate, fluoride, hydrosulfide, etc.)		2819-788	12/82	133.6	134.5	134.4	-4	-1
Potassium compounds, n.e.c.		2819-7B	12/82	178.8	186.7	187.4	7.0	.4
Other industrial inorganic chemicals, n.e.c.		2819-9	12/82	124.1	120.7	120.6	-3.0	-1
Selected alkali earth metal compounds, n.e.c.		2819-9A	12/82	127.2	127.1	127.1	-1	0
Barium and magnesium compounds (inc. bulk epsom salts)		2819-922	12/82	115.9	115.5	(³)	(³)	(³)
Selected semi-metallic mineral compounds, iodine and hydrogen peroxide		2819-93	12/82	72.4	72.4	67.0	-17.8	-7.5
Selected metallic mineral compounds, n.e.c.		2819-9F	12/82	137.5	133.2	134.1	-3.5	.7
Chromium, manganese, cobalt (ex. cobalt-60), and nickel compounds, n.e.c.		2819-982	12/82	104.3	104.0	104.1	-3.9	.1
Lead and zinc compounds, n.e.c.		2819-983	07/87	157.7	154.1	(³)	(³)	(³)
Copper, iron and silver compounds, n.e.c.		2819-984	12/82	132.1	131.0	138.8	4.2	6.0
Other inorganic chemicals, n.e.c.		2819-9G	12/82	158.0	149.0	149.5	-9	.3
Other, inc. reagent from tech. grades, industrial bleaches, gold & titanium compounds		2819-998	12/82	184.3	172.8	168.6	.3	-2.4
Secondary products and miscellaneous receipts		2819-SM						
Miscellaneous receipts		2819-M	07/87	117.1	(³)	117.1	-1.4	(³)
Resales		2819-Z89	07/87	117.1	(³)	117.1	-1.4	(³)
Secondary products		2819-S	12/82	201.6	201.7	200.2	11.7	-7
Plastic materials and synthetic resins, rubbers, and non-glass fibers	282		12/84	111.4	109.4	108.9	-9.8	-5
Plastic materials and resins	2821		12/80	131.8	130.0	129.7	-12.1	-2
Primary products		2821-P	12/80	125.8	122.4	122.1	-13.0	-2
Thermoplastic resins		2821-3	12/80	120.2	116.4	116.2	-14.7	-2
Acrylic resins		2821-301	12/86	(³)	(³)	(³)	(³)	(³)
Polyester resins saturated		2821-321	12/80	164.0	157.9	157.9	-9.1	0
Polyethylene resins		2821-332	12/98	(³)	(³)	(³)	(³)	(³)
Polypropylene resins		2821-351	12/80	88.0	87.1	85.4	-28.0	-2.0
Styrene plastics materials		2821-361	12/80	122.7	119.3	115.9	-10.5	-2.8
Vinyl and vinylidene resins		2821-371	12/80	95.6	95.8	97.8	-15.5	2.1
Other thermoplastic resins		2821-389	12/98	(³)	99.9	100.2	(³)	.3
Thermosetting resins		2821-4	12/80	156.6	155.5	155.1	-2.9	-3
Secondary products and miscellaneous receipts		2821-SM						
Miscellaneous receipts		2821-M	12/98	(³)	100.0	100.0	(³)	0
Secondary products		2821-S	12/80	153.6	167.8	(³)	(³)	(³)
Synthetic rubber	2822		06/81	118.7	116.9	116.9	-2.8	0
Primary products		2822-P	06/81	119.8	118.8	118.8	-2.6	0
Styrene butadiene (SBR)		2822-1	06/81	99.2	96.2	96.2	-6.9	0
Styrene butadiene - solid		2822-111	06/81	97.1	93.9	93.9	-8.0	0
Styrene butadiene - latex		2822-112	06/81	109.5	106.8	106.8	-4.5	0
Ethylene propylene (including EPDM)		2822-4	12/81	125.8	125.8	125.8	3.4	0
Nitrile (including NBR)		2822-6	06/81	136.2	136.2	136.2	(³)	0
Nitrile - solid		2822-611	06/81	136.2	136.2	136.2	(³)	0
Other synthetic elastomers (including butyl, isoprene, neoprene, silicone rubbers)		2822-8	06/81	140.8	140.8	140.8	.2	0
Cellulosic manmade fibers	2823		06/84	112.0	111.9	(³)	(³)	(³)
Primary products		2823-P	06/84	112.0	111.9	(³)	(³)	(³)
Rayon and acetate fibers		2823-3	06/84	106.8	106.8	(³)	(³)	(³)
Noncellulosic manmade fibers	2824		06/81	104.9	101.5	100.4	-6.8	-1.1
Primary products		2824-P	06/81	104.5	100.9	100.7	-6.6	-2
Nylon and other polyamide fibers		2824-1	12/89	103.3	101.0	101.1	-2.4	.1
Polyester		2824-3	12/89	95.9	91.7	92.0	-9.0	.3
Yarn, except producer textured (industrial and textile)		2824-311	06/81	112.9	112.1	112.1	-1.7	0
Staple, tow and waste (fiberfill and other)		2824-332	06/98	91.4	83.2	83.9	(³)	.8
Polyolefin		2824-4	12/89	118.0	117.5	116.9	-1.7	-5
Other noncellulosic manmade fibers (except glass, carbon, and graphite)		2824-5	12/89	106.8	95.1	93.2	(³)	-2.0
Producer textured noncellulosic manmade fibers		2824-6	06/81	105.6	(³)	105.6	-3.9	(³)
Secondary products and miscellaneous receipts		2824-SM						
Secondary products		2824-S	06/81	107.7	(³)	(³)	(³)	(³)

See footnotes at end of table.

Table 5. Producer price indexes for the net output of selected industries and their products, not seasonally adjusted
—Continued

Industry and product ¹	Industry code	Product code	Index base	Index			Percent change to Feb. 1999 from —	
				Oct. 1998 ²	Jan. 1999 ²	Feb. 1999 ²	Feb. 1998	Jan. 1999
Drugs	283		12/84	207.7	210.0	210.8	11.4	0.4
Medicinal chemicals and botanical products (in bulk)	2833		06/82	136.4	141.9	139.6	2.3	-1.6
Primary products		2833-P	06/82	134.0	140.0	137.4	2.5	-1.9
Synthetic organic medicinal chemicals		2833-1	06/82	133.6	140.4	135.4	1.3	-3.6
Central stimulants and depressants		2833-131	06/82	71.7	(³)	73.0	1.7	(³)
All other synthetic organic medicinal chemicals		2833-161	06/82	110.3	117.4	112.0	1.4	-4.6
Other medicinals and botanicals		2833-3	06/82	131.8	131.8	145.8	10.6	10.6
All other organic medicinals		2833-398	06/90	133.6	133.6	133.6	-1	0
Secondary products and miscellaneous receipts		2833-SM						
Secondary products		2833-S	06/82	146.8	146.8	146.9	.1	.1
Other secondary products		2833-SSS	06/82	134.1	134.1	134.9	1.0	.6
Pharmaceutical preparations	2834		06/81	298.2	299.9	301.8	13.9	.6
Primary products		2834-P	06/81	322.3	324.5	326.4	16.1	.6
Pharmaceutical preparations, prescription		2834-1	06/81	379.3	381.8	385.0	20.7	.8
Analgesics		2834-102	06/81	455.2	457.8	460.6	8.1	.6
Narcotic analgesics		2834-1021	06/81	418.9	427.1	425.7	9.3	-.3
Non-narcotic analgesics		2834-1022	08/81	457.7	456.2	461.7	7.3	1.2
Synthetic, including acetaminophen and anti-migraine		2834-10221	08/81	430.0	428.6	433.8	7.3	1.2
Antiarthritics		2834-105	06/81	192.7	195.6	193.4	4.0	-1.1
Anticoagulants		2834-106	06/81	148.4	151.7	146.2	3.4	-3.6
Anticonvulsants		2834-107	06/81	264.1	244.4	235.0	-23.1	-3.8
Systemic antihistamines		2834-109	06/81	496.1	497.8	501.6	5.0	.8
Systemic anti-infectives		2834-111	06/81	246.0	247.3	246.9	5.7	-.2
Broad and medium spectrum antibiotics		2834-1111	06/81	218.3	219.2	218.9	5.9	-1
Cephalosporins		2834-11111	06/81	295.1	295.8	295.9	3.6	0
Broad spectrum penicillins		2834-11112	06/81	(³)	(³)	(³)	(³)	(³)
Other broad and medium spectrum antibiotics		2834-11119	06/81	104.0	105.1	104.5	2.1	-6
Systemic penicillins		2834-11129	08/81	225.2	227.4	(³)	(³)	(³)
Antispasmodic/antisecretory		2834-116	06/81	388.1	393.3	393.3	2.3	0
Bronchial therapy		2834-118	06/81	495.5	513.2	513.2	7.0	0
Cancer therapy products		2834-119	06/81	554.6	548.8	564.2	6.0	2.8
Cardiovascular therapy		2834-121	06/81	357.4	365.8	365.9	6.2	0
Antihypertensive drugs		2834-12119	06/81	372.3	390.5	391.4	10.2	.2
Vasodilators		2834-12129	06/81	312.5	323.5	323.3	10.4	-1
Other cardiovasculars		2834-12191	06/81	349.1	353.0	352.9	3.5	0
CNS stimulants/antiobesity preparations		2834-123	06/81	776.5	788.6	801.5	18.2	1.6
Cough and cold preparations		2834-125	06/81	455.8	455.8	456.3	5.4	.1
Oral cold preparations		2834-12511	12/87	181.1	181.1	(³)	(³)	(³)
Nasal decongestants		2834-12512	12/87	(³)	(³)	(³)	(³)	(³)
Other cough and cold preparations		2834-12519	12/87	202.3	(³)	203.6	14.5	(³)
Dermatological preparations		2834-126	06/81	482.6	492.9	506.9	8.8	2.8
Acne preparations		2834-12611	12/87	270.5	280.9	284.2	14.7	1.2
Fungicides		2834-12619	06/81	401.7	(³)	(³)	(³)	(³)
Topical anti-infectives		2834-12631	12/87	107.8	107.8	114.2	8.3	5.9
Other dermatological preparations		2834-12691	08/83	511.6	522.8	539.8	9.9	3.3
Diabetes therapy		2834-127	06/81	268.9	279.0	280.2	8.3	.4
Diuretics		2834-128	06/81	357.5	357.5	364.2	22.6	1.9
Hormones		2834-135	06/81	252.8	263.9	262.6	6.5	-5
Hospital solutions		2834-136	06/81	84.1	84.3	84.3	2.2	0
Muscle relaxants		2834-139	06/81	635.1	318.5	636.6	107.8	99.9
Nutrients and supplements		2834-141	06/81	376.5	396.6	(³)	(³)	(³)
Ophthalmic and otic preparations		2834-142	06/81	401.5	412.6	412.3	8.0	-1
Psychotherapeutics		2834-144	06/81	1,720.6	1,734.7	1,736.1	192.7	.1
Tranquilizers		2834-1441	12/87	1693.8	1696.5	1696.5	500.3	0
Major tranquilizers		2834-14411	12/87	383.0	383.0	383.0	148.1	0
Minor tranquilizers		2834-14412	12/87	3030.0	(³)	3035.6	638.9	(³)
Antidepressants		2834-1442	12/87	214.4	221.3	222.1	3.8	.4
Sedatives		2834-145	06/81	820.1	838.3	832.6	10.8	-.7
Tuberculosis therapy		2834-147	06/81	319.8	319.8	319.8	0	0
Vitamins		2834-148	06/81	245.8	250.9	248.4	4.3	-1.0
B-complex		2834-14829	06/81	298.9	(³)	(³)	(³)	(³)
Other vitamins		2834-14839	12/87	165.0	167.9	166.2	1.3	-1.0
Miscellaneous prescription pharmaceutical preparations		2834-198	06/81	292.5	296.2	297.5	4.5	.4
Pharmaceutical preparations, non-prescription		2834-2	06/81	197.4	198.8	198.4	.2	-.2
Analgesics, internal (except antiarthritics)		2834-201	06/81	214.6	221.6	215.8	-.2	-2.6
Aspirin/aspirin-salicylate compounds		2834-20101	06/81	(³)	(³)	(³)	(³)	(³)
Antacids		2834-202	06/81	201.2	206.3	206.3	5.6	0
Cough and cold preparations		2834-208	06/81	242.3	242.7	242.7	.8	0
Cough syrups, elixirs, expectorants, drops, lozenges, gums, troches		2834-20819	06/81	194.4	195.3	195.3	.9	0
Cold tablets, capsules (including antihistamine cold preparations)		2834-20831	06/81	292.8	292.8	292.8	1.0	0
Decongestants		2834-20849	06/81	283.9	283.9	283.9	.4	0
Other cough and cold preparations, inc decongestant and antihistamine mixtures		2834-20851	06/81	223.7	223.7	223.7	1.0	0
Dermatologicals		2834-209	06/81	195.9	194.3	194.3	.7	0
Other dermatologicals		2834-20909	06/81	246.5	246.5	246.5	4.1	0
External analgesics and counterirritants		2834-211	06/81	119.4	(³)	(³)	(³)	(³)
Laxatives		2834-216	06/81	192.8	201.3	200.9	4.2	-.2

See footnotes at end of table.

Table 5. Producer price indexes for the net output of selected industries and their products, not seasonally adjusted—Continued

Industry and product ¹	Industry code	Product code	Index base	Index			Percent change to Feb. 1999 from —	
				Oct. 1998 ²	Jan. 1999 ²	Feb. 1999 ²	Feb. 1998	Jan. 1999
Pharmaceutical preparations—Continued								
Ophthalmic preparations		2834-218	12/87	177.4	(³)	(³)	(³)	(³)
Vitamins		2834-221	06/81	156.1	157.5	157.5	1.0	0
Adult multivitamins		2834-22101	06/81	146.9	147.9	(³)	(³)	(³)
B-complex		2834-22102	06/81	148.0	148.0	148.0	-5.7	0
Other vitamins		2834-22109	06/81	177.6	180.0	(³)	(³)	(³)
Miscellaneous non-prescription pharmaceutical preparations		2834-298	06/81	170.8	170.8	170.8	-4.0	0
Pharmaceutical preparations, veterinary		2834-3	06/81	135.6	135.6	132.6	(³)	-2.2
Secondary products and miscellaneous receipts		2834-SM						
Miscellaneous receipts		2834-M	06/81	225.2	225.2	228.1	4.7	1.3
Resales		2834-289	06/81	226.6	226.6	229.6	5.1	1.3
Secondary products		2834-S	06/81	171.2	171.2	171.2	-6	0
Cosmetics and toiletries		2844-S	12/87	109.7	109.7	109.7	0	0
In vivo and in vitro diagnostics								
Primary Products	2835	2835-P	06/87	118.6	120.6	121.0	.7	.3
In vitro diagnostic substances		2835-1	06/91	104.2	106.2	106.7	.7	.5
Clinical chemistry products		2835-1A	12/93	102.6	105.5	105.6	1.2	.1
Reagents		2835-111	06/87	113.2	116.7	116.9	1.4	.2
Standards and controls		2835-115	06/87	109.7	109.7	109.7	0	0
Blood bank products		2835-121	06/91	133.6	135.6	(³)	(³)	(³)
Hematology products		2835-125	06/87	151.2	155.9	154.3	2.1	-1.0
Microbiology, serology, histology, virology, and cytology products		2835-135	06/87	126.0	126.0	126.4	-6	.3
Culture media		2835-141	06/91	98.7	(³)	102.1	3.0	(³)
Other in vitro diagnostics, including coagulation products		2835-199	06/91	91.1	91.1	92.6	1.8	1.6
In vivo diagnostic substances		2835-2	06/91	110.6	110.6	(³)	(³)	(³)
Contrast media (X-ray media)		2835-2A	01/94	112.1	112.1	(³)	(³)	(³)
All other contrast media products		2835-215	01/94	125.8	125.8	(³)	(³)	(³)
Secondary products and miscellaneous receipts		2835-SM						
Miscellaneous receipts		2835-M	12/80	241.2	(³)	257.4	6.7	(³)
Resales		2835-289	06/91	138.1	(³)	147.4	6.7	(³)
Secondary products		2835-S	03/80	228.1	228.1	228.1	6.1	0
Biological products, except diagnostics								
Primary products	2836	2836-P	06/91	119.8	123.5	124.3	10.6	.6
Blood and blood derivatives, for human use		2836-1	03/80	154.9	(³)	159.0	29.1	(³)
Other blood and blood derivatives, except those used for passive immunization		2836-121	03/80	126.0	(³)	131.4	20.2	(³)
Other biologics for human use		2836-3	06/87	146.1	158.4	158.4	7.5	0
Allergenic extracts for human use, excluding diagnostic allergens		2836-321	03/80	310.9	337.1	337.1	7.5	0
Biologics for veterinary, industrial and other uses		2836-4	03/80	97.8	98.7	98.7	.5	0
Veterinary vaccines		2836-411	06/91	120.4	120.9	121.5	.6	.5
Other biologics: incl. antitoxins, immune serums, blood, and allergens, except diagnostics		2836-499	06/87	126.0	(³)	126.7	-1.7	(³)
Secondary products and miscellaneous receipts		2836-SM						
Secondary products		2836-S	06/91	122.0	127.6	122.7	.4	-3.8
Pharmaceutical preparations		2834-S	06/91	126.2	(³)	129.7	2.0	(³)
Secondary products except pharmaceutical preparations		2836-SSS	03/92	100.7	93.9	95.5	-3.8	1.7
Soap, detergents, and cleaning preparations, perfumes, cosmetics and other toilet preparations								
284			12/84	129.5	129.2	129.2	1.0	0
Soap and other detergents								
2841			06/83	126.0	125.2	125.3	.6	.1
Primary products		2841-P	06/83	122.4	121.3	121.3	-6	0
Nonhousehold use soaps/detergents/scouring powders/cleaners/ etc., liquid or dry		2841-1	06/83	148.1	147.9	147.9	.4	0
Household detergents		2841-2	06/83	105.5	103.6	103.7	-1.4	.1
Synthetic organic laundry detergents and presoaks		2841-2A	06/83	104.0	103.9	103.9	.2	0
Dry laundry detergents		2841-2AA	06/83	120.9	120.9	120.9	.2	0
Liquid laundry detergents		2841-2AB	06/83	78.9	78.8	78.8	.1	0
Light duty		2841-231	06/83	82.0	82.0	82.0	-4	0
Heavy duty		2841-235	06/89	84.3	84.1	(³)	(³)	(³)
Alkaline detergents/cleaners/scouring powders for dishes or hard surfaces		2841-2B	12/96	102.7	92.7	93.1	-9.0	.4
Household soaps, except specialty cleaners & medicated soaps		2841-3	06/83	147.3	148.4	148.2	.7	-1
Secondary products and miscellaneous receipts		2841-SM						
Miscellaneous receipts		2841-M	06/83	141.2	141.1	141.1	4.9	0
Secondary products		2841-S	06/83	136.0	136.0	136.1	1.4	.1
Specialty cleaning, polishing, and sanitation preparations								
2842			06/83	134.4	133.4	133.7	1.6	.2
Primary products		2842-P	06/83	136.5	135.2	135.3	2.0	.1
Specialty cleaning and sanitation products		2842-3	06/83	134.0	131.7	131.9	3.5	.2
Disinfectants, nonagricultural		2842-332	06/83	150.7	150.7	150.7	.3	0
Household laundry aids, incl. fabric softeners and rinses		2842-343	06/83	145.8	(³)	138.2	11.4	(³)
Air and room fresheners		2842-383	06/83	117.6	117.6	117.6	2.0	0
Other spec. cleaning prods., incl. glass window preps., toilet bowl clnrs., rug clnrs., etc.		2842-399	06/89	114.7	114.7	114.8	.6	.1
Polishing preparations and related products		2842-4	06/83	145.0	145.0	145.0	.1	0
Secondary products and miscellaneous receipts		2842-SM						
Miscellaneous receipts		2842-M	06/83	102.9	102.9	102.9	0	0
Secondary products		2842-S	06/83	141.7	140.9	142.2	1.1	.9

See footnotes at end of table.

Table 5. Producer price indexes for the net output of selected industries and their products, not seasonally adjusted
—Continued

Industry and product ¹	Industry code	Product code	Index base	Index			Percent change to Feb. 1999 from —	
				Oct. 1998 ²	Jan. 1999 ²	Feb. 1999 ²	Feb. 1998	Jan. 1999
Surface-active agents	2843		12/83	152.0	152.4	150.9	-0.9	-1.0
Primary products		2843-P	12/83	154.2	154.1	152.2	-1.5	-1.2
Textile and leather assistants and finishes		2843-1	12/83	135.5	134.6	134.9	-.7	.2
Bulk surface-active agents (surfactants)		2843-5	12/83	158.4	158.5	156.2	-1.6	-1.5
Secondary products and miscellaneous receipts		2843-SM						
Miscellaneous receipts		2843-M	06/89	112.4	112.4	112.4	.6	0
Secondary products		2843-S	12/83	147.3	150.7	150.6	2.0	-.1
Toilet preparations	2844		03/80	172.1	172.3	172.4	1.4	.1
Primary products		2844-P	03/80	172.1	172.4	172.4	1.5	0
Shaving preparations		2844-1	03/80	147.4	147.4	147.4	-.7	0
Aftershave preparations		2844-156	03/80	150.7	(³)	150.7	0	(³)
Perfume, toilet water, and cologne		2844-2	03/80	199.4	199.4	199.4	5.0	0
Perfume		2844-2A	03/80	174.8	174.8	174.8	.3	0
Perfume oil mixtures and blends		2844-211	03/80	166.8	166.8	166.8	.5	0
Liquid and solid perfume		2844-223	03/80	186.6	186.6	186.6	0	0
Cologne and toilet water		2844-232	03/80	214.9	214.9	214.9	8.5	0
Cologne		2844-23201	12/86	138.8	138.8	138.8	10.0	0
Toilet water		2844-23202	12/86	168.8	168.8	168.8	1.7	.0
Hair preparations		2844-3	03/80	163.0	164.8	165.0	-.1	-.1
Hair tonics and rinses		2844-3A	03/80	140.6	148.2	143.3	-6.5	-3.3
Hair tonics (including conditioners)		2844-321	03/80	134.6	141.9	137.2	-6.5	-3.3
Hair dressings and sprays		2844-3B	03/80	167.4	167.3	168.7	2.4	.8
Hair dressings		2844-341	03/80	178.9	174.6	174.5	4.5	-.1
Hair sprays		2844-36A	12/80	132.5	133.0	134.3	2.1	1.0
Aerosol hair sprays		2844-363	03/80	161.0	162.6	166.3	4.9	2.3
Non-aerosol hair sprays		2844-364	02/89	116.5	116.5	116.5	.1	0
Shampoos		2844-31	03/80	111.7	112.7	112.7	.5	0
Synthetic organic detergent		2844-31A	03/80	104.5	106.0	106.0	.8	0
Liquid synthetic organic detergent		2844-316	03/80	101.4	102.9	102.9	.9	0
Permanents - both home and commercial		2844-337	03/80	184.9	186.7	187.0	-4.6	.2
Hair coloring preparations		2844-351	03/80	231.7	231.9	233.0	1.7	.5
Dentifrices		2844-4	03/80	128.9	128.1	(³)	(³)	(³)
Toothpaste		2844-421	03/80	129.3	128.6	(³)	(³)	(³)
Other cosmetics and toilet preparations		2844-5	03/80	179.3	179.1	179.2	1.7	.1
Creams and lotions		2844-51	03/80	173.1	173.2	173.4	1.6	.1
Creams		2844-51A	03/80	199.2	199.4	199.4	2.2	0
Cleansing creams		2844-511	03/80	234.4	235.3	235.3	1.2	0
Foundation creams		2844-512	03/80	185.9	185.9	185.9	2.0	0
Lubricating creams, including hormone creams		2844-513	03/80	192.2	192.2	192.2	.5	0
Other creams		2844-514	03/80	171.7	171.7	171.7	3.6	0
Lotions and oils		2844-51B	03/80	147.9	148.0	148.4	.9	.3
Suntan lotions and sunscreens, including oils		2844-515	03/80	117.9	117.9	117.9	0	0
Cleansing lotions		2844-516	03/80	119.1	117.9	120.0	2.1	1.8
Hand lotions		2844-518	03/80	175.2	175.6	(³)	(³)	(³)
Other lotions & oils, including petroleum jellies but excluding hair, aftershave & bath oils		2844-519	03/80	129.8	130.1	130.5	1.2	.3
Cosmetics		2844-52A	03/80	184.5	184.5	184.5	.5	0
Lip preparations (lipstick, lip gloss, etc.)		2844-521	03/80	154.9	154.9	154.9	1.2	0
Blushers (rouges), excluding lip rouge		2844-522	03/80	163.5	163.5	163.5	0	0
Eye preparations (mascara, eye shadows, eye liners, eye creams, etc.)		2844-523	03/80	218.4	218.4	218.4	.1	0
Deodorants		2844-52B	03/80	166.1	166.1	166.1	3.6	0
Underarm deodorants		2844-52C	03/80	160.1	160.1	160.1	3.6	0
Liquid, cream and roll-on deodorants		2844-528	03/80	141.4	141.4	141.4	4.0	0
Manicure preparations		2844-53	03/80	217.4	(³)	(³)	(³)	(³)
Nail lacquers and enamels		2844-531	03/80	250.3	(³)	(³)	(³)	(³)
Powders		2844-54	03/80	205.8	205.8	205.8	0	0
Face powders		2844-543	03/80	190.0	190.0	190.0	0	0
Bath oils and salts		2844-56	12/80	164.0	164.0	164.2	1.6	.1
Secondary products and miscellaneous receipts		2844-SM						
Secondary products		2844-S	03/80	267.7	267.5	268.0	1.3	.2
Paints and allied products	285		06/83	155.8	156.3	157.4	2.3	.7
Paints and Allied Products	2851		06/83	155.5	156.1	157.1	2.3	.6
Primary products		2851-P	06/83	154.7	155.3	156.1	2.3	.5
Architectural coatings, including architectural lacquers		2851-1	06/83	161.7	162.0	162.5	1.3	.3
Exterior		2851-1A	06/83	148.4	148.9	149.9	1.6	.7
Solvent-type		2851-1AA	06/83	158.0	158.8	161.2	2.8	1.5
Enamels and tinting bases, including interior-exterior floor enamels		2851-115	12/88	133.1	134.2	142.4	6.0	6.1
Undercoaters and primers		2851-125	02/97	102.5	102.6	(³)	(³)	(³)
Clear finishes		2851-135	02/85	136.0	136.0	137.3	1.0	1.0
Stains, including shingle and shake		2851-137	06/83	158.5	(³)	(³)	(³)	(³)
Water-type		2851-1AB	06/83	140.4	140.7	141.0	.8	.2
Paints and tinting bases, including barn and roof paints		2851-141	12/88	130.8	131.1	131.1	1.6	0
Undercoaters and primers		2851-144	12/96	(³)	(³)	(³)	(³)	(³)
Other exterior water thinned coatings		2851-155	12/96	97.6	97.6	99.5	-3.2	1.9

See footnotes at end of table.

**Table 5. Producer price indexes for the net output of selected industries and their products, not seasonally adjusted
—Continued**

Industry and product ¹	Industry code	Product code	Index base	Index			Percent change to Feb. 1999 from —	
				Oct. 1998 ²	Jan. 1999 ²	Feb. 1999 ²	Feb. 1998	Jan. 1999
Paints and Allied Products—Continued								
Interior		2851-1B	06/83	173.9	174.1	174.1	1.2	0
Solvent-type		2851-1BA	06/83	186.6	186.6	186.6	1.7	0
Flat wall paints and tinting bases, including mill white paints		2851-163	07/83	212.0	212.0	212.0	1.4	0
Semigloss, eggshell and satin paints and tinting bases		2851-169	06/83	176.9	177.2	177.2	.7	0
Clear finishes		2851-175	12/88	146.1	146.1	146.1	2.8	0
Water-type		2851-18	06/83	168.0	168.2	168.2	1.0	0
Flat paints and tinting bases		2851-181	06/83	176.1	176.5	176.5	2.0	0
Semigloss, eggshell and satin paints and tinting bases		2851-183	06/83	157.8	157.7	157.7	.5	0
Undercoaters and primers		2851-186	12/88	108.9	108.9	(³)	(³)	(³)
Other interior water thinned coatings		2851-188	12/88	139.3	139.4	139.4	-1.3	0
Product finishes for original equipment manufacturers (OEM), excluding marine coatings		2851-2	06/83	126.8	127.2	127.4	.6	.2
Transportation finishes, except powdered and high-solids coatings		2851-2A	06/83	134.8	134.9	135.5	.1	.4
Automobile finishes		2851-222	06/83	125.3	(³)	126.7	-.5	(³)
Wood finishes		2851-2B	06/83	119.8	119.8	119.8	.6	0
Wood furniture, cabinet, and fixture finishes		2851-237	06/83	128.7	128.7	128.7	.8	0
Sheet, strip and coil coatings, including sidings, excluding containers		2851-241	06/83	118.6	122.8	122.8	3.4	0
Container and closure finishes		2851-243	06/83	113.7	113.8	113.7	.4	-.1
Machinery and equipment finishes, including road building and farm implement		2851-247	06/83	173.9	174.5	175.2	3.9	.4
Metal furniture and fixture finishes		2851-249	06/83	105.2	104.9	105.1	.2	.2
High-solids finishes (over 62.5 percent solids)		2851-254	06/83	149.8	151.3	151.3	1.0	0
Other product finishes, except semi-manufactured (e.g. pigment dispersions, and ink vehicles)		2851-267	12/88	116.6	116.6	116.6	-.1	0
Special purpose coatings, including all marine coatings		2851-3	06/83	184.6	185.9	188.3	6.3	1.3
Industrial maintenance paints (specially formulated)		2851-3A	06/83	159.5	159.5	162.3	4.2	1.8
Interior		2851-301	06/83	150.7	150.7	151.9	.3	.8
Exterior		2851-305	06/83	162.5	162.5	166.0	5.9	2.2
Automotive and machinery refinish coatings		2851-3BA	06/83	231.3	234.4	241.2	9.9	2.9
Paints and enamels, except lacquers		2851-314	06/83	259.5	266.8	270.0	7.3	1.2
Primers and undercoaters		2851-316	06/83	208.9	208.9	219.9	12.8	5.3
Aerosol paints		2851-33	07/83	126.0	125.4	125.6	-.3	.2
Other special purpose coatings		2851-398	12/88	124.3	124.0	124.3	-.2	.2
Miscellaneous allied paint products		2851-5	12/88	139.4	140.0	141.5	1.9	1.1
Paint and varnish removers		2851-523	06/83	142.8	142.8	142.8	-1.7	0
Thinners for dopes & lacquers & oleoresinous thinners, inc. mixtures & proprietary thinners		2851-531	06/83	190.4	190.4	197.9	3.9	3.9
Pigment dispersions		2851-533	07/89	133.4	135.3	135.3	2.9	0
Misc. related products, inc. brush cleaners, nonpressure wood preservatives, putty, etc.		2851-598	12/88	125.1	125.3	125.8	1.0	.4
Secondary products and miscellaneous receipts		2851-SM						
Miscellaneous receipts		2851-M	06/83	161.9	161.9	166.6	3.3	2.9
Resales		2851-289	06/83	162.9	162.9	167.8	3.4	3.0
Secondary products		2851-S	06/83	160.1	160.2	160.5	2.1	.2
Plastic materials and resins		2821-S	12/96	104.5	(³)	(³)	(³)	(³)
Other secondary products		2851-SSSSS	06/83	129.3	128.8	128.8	2.4	0
Industrial organic chemicals	286		12/84	158.2	158.0	157.5	-2.7	-.3
Gum and wood chemicals	2861		06/84	154.5	153.8	153.7	-5.7	-.1
Primary products		2861-P	06/84	149.5	149.5	149.4	-1.1	-.1
Softwood distillation products		2861-1	06/84	112.9	112.9	112.9	.2	0
Other gum and wood chemicals		2861-2	06/84	155.0	155.0	154.9	-1.1	-.1
Hardwood distillation products		2861-25	06/84	160.2	160.0	160.0	-2.4	0
Charcoal and charcoal briquets, including blends with lignite or other materials		2861-255	06/84	162.0	161.5	161.5	-2.4	0
Tall oils		2861-29	06/84	120.9	121.7	121.6	2.4	-.1
Rosin		2861-296	06/84	126.1	127.1	127.0	1.9	-.1
Secondary products and miscellaneous receipts		2861-SM						
Cyclic (coal tar) crudes and intermediates, organic dyes and pigments	2865		12/82	107.6	105.7	104.8	-5.4	-.9
Primary products		2865-P	12/82	109.2	107.3	106.2	-7.1	-1.0
Cyclic intermediates		2865-1	12/82	98.1	97.2	95.4	-7.4	-1.9
Other cyclic intermediates		2865-199	12/82	106.2	104.3	101.8	-9.1	-2.4
Phenol		2865-19915	03/83	146.9	142.6	134.5	-12.8	-5.7
Miscellaneous other cyclic intermediates		2865-19999	12/82	97.4	95.9	93.0	-8.8	-3.0
Synthetic organic dyes		2865-2	12/82	121.4	119.3	118.8	-5.9	-.4
Synthetic organic pigments (lakes and toners)		2865-3	12/82	149.9	150.3	149.9	-.9	-.3
Cyclic (coal tar) crudes		2865-5	05/83	90.0	(³)	(³)	(³)	(³)
Tars, tar crudes, and tar pitches		2865-511						
Other cyclic (coal tar) crudes		2865-51199	05/83	108.9	(³)	(³)	(³)	(³)
Secondary products and miscellaneous receipts		2865-SM						
Secondary products		2865-S	12/82	113.0	110.9	110.6	1.2	-.3
Industrial organic chemicals, n.e.c.		2869-S	12/82	93.9	91.4	89.1	-15.4	-2.5

See footnotes at end of table.

Table 5. Producer price indexes for the net output of selected industries and their products, not seasonally adjusted
—Continued

Industry and product ¹	Industry code	Product code	Index base	Index			Percent change to Feb. 1999 from —	
				Oct. 1998 ²	Jan. 1999 ²	Feb. 1999 ²	Feb. 1998	Jan. 1999
Industrial organic chemicals, n.e.c.	2869		12/82	165.7	165.8	165.4	-2.5	-0.2
Primary products		2869-P	12/82	130.4	130.9	130.1	-7.1	-6
Synthetic organic chemicals, n.e.c.		2869-3	12/82	97.0	97.7	95.9	-1.7	-1.8
Rubber processing chemicals		2869-331	12/82	124.8	124.8	124.8	.1	0
Plasticizers		2869-351	12/82	77.1	78.9	73.7	-6.5	-6.6
Other plasticizers		2869-35199	12/82	76.5	78.3	73.1	-6.5	-6.6
Pesticides and other synthetic organic agricultural chemicals		2869-4	11/87	167.6	167.6	167.6	-2.6	0
Ethyl alcohol and other industrial organic chemicals, n.e.c.		2869-5	12/82	123.9	123.2	124.2	-11.9	.8
Other industrial organic chemicals, n.e.c.		2869-599	12/82	126.2	125.3	126.5	-13.8	1.0
Ethylene		2869-59912	10/95	74.9	(³)	77.1	-20.8	(³)
Miscellaneous other industrial organic chemicals, n.e.c.		2869-59999	12/82	134.1	133.8	133.9	-2.8	.1
Miscellaneous end-use chemicals and chemical products, excluding urea		2869-6	12/82	131.0	131.6	130.8	-.2	-6
Lubricating oil and grease additives		2869-614	06/95	(³)	106.2	106.2	(³)	0
Other miscellaneous end-use chemicals and chemical products, excluding urea		2869-699	12/82	146.9	147.5	146.5	-.4	-7
Miscellaneous cyclic and acyclic chemicals and chemical products		2869-7	12/82	143.1	144.4	142.3	-6.4	-1.5
Fluorinated hydrocarbons		2869-737	12/82	574.4	569.3	537.3	-7.5	-5.6
Methyl ethyl ketone (MEK)		2869-742	06/95	107.5	107.2	(³)	(³)	(³)
Alcohols, synthetic, monohydric		2869-754	04/96	83.0	83.0	(³)	(³)	(³)
Other miscellaneous cyclic and acyclic chemicals and chemical products		2869-799	12/82	116.5	118.2	117.9	-.9	-3
Secondary products and miscellaneous receipts		2869-SM						
Miscellaneous receipts		2869-M	12/82	810.6	807.7	807.7	14.9	0
Resales		2869-Z89	12/82	842.9	839.3	839.3	17.8	0
Secondary products		2869-S	12/82	176.2	175.6	176.0	-1.3	.2
Other secondary products		2869-SSS	12/82	206.3	204.6	205.8	-1.8	.6
Agricultural chemicals	287		12/84	127.0	125.1	124.6	-4.4	-4
Nitrogenous fertilizers	2873		12/79	126.4	120.1	120.4	-14.1	.2
Primary products		2873-P	12/79	120.2	113.3	113.7	-16.2	.4
Synthetic ammonia, nitric acid and ammonium compounds		2873-1	12/79	126.1	119.9	121.1	-17.6	1.0
Nitrate (100% NH4NO3)		2873-1A	12/79	124.1	113.0	113.8	-10.2	.7
Nitrate for fertilizer use		2873-15A	12/80	103.2	88.6	90.7	-13.4	2.4
Solid nitrate		2873-152	12/79	115.6	99.2	101.5	-12.5	2.3
Explosive nitrate and other uses		2873-153	06/81	118.3	116.9	115.3	-5.5	-1.4
Nitrogen solutions and other ammonium compounds		2873-1B	12/79	106.2	101.1	93.7	-13.7	-7.3
Nitrogen solutions, including mixtures containing urea (100%N)		2873-155	12/79	119.4	113.7	105.3	-13.7	-7.4
Nitric acid		2873-111	12/93	88.3	86.7	87.0	-8.3	.3
Anhydrous and aqua ammonia		2873-13	12/79	141.7	136.5	143.1	-21.5	4.8
Anhydrous ammonia		2873-131	12/79	141.7	136.5	143.1	-21.5	4.8
Urea		2873-2	12/79	89.9	79.8	77.9	-15.3	-2.4
Secondary products and miscellaneous receipts		2873-SM						
Phosphatic fertilizers	2874		12/79	139.9	138.1	136.3	-1.4	-1.3
Primary products		2874-P	12/79	133.9	130.2	131.9	4.4	1.3
Superphosphate and other phosphatic fertilizer materials		2874-2	12/79	128.4	125.8	124.6	1.0	-1.0
Superphosphate		2874-2A	12/79	126.0	126.9	124.9	-.4	-1.6
Ammonium phosphates and other phosphatic fertilizer materials		2874-2B	12/79	128.4	125.3	124.2	-1.1	-.9
Ammonium phosphates		2874-251	12/79	129.6	126.5	125.4	1.2	-.9
Fertilizers, mixing only	2875		12/79	144.8	140.9	140.9	-4.9	0
Primary products		2875-P	12/79	138.8	138.4	138.4	-2.0	0
Mixed fertilizers (made by plants which do not manufacture phosphatic fertilizer materials)		2875-4	06/86	123.3	122.9	123.0	-1.9	.1
Solid, bulk		2875-411	06/86	120.9	121.1	121.0	-.1	-1.1
Solid, bagged		2875-421	06/86	125.1	125.3	125.3	-2.4	0
Fluid		2875-431	06/86	122.3	118.8	119.6	-7.4	.7
Secondary products and miscellaneous receipts		2875-SM						
Miscellaneous receipts		2875-M	12/79	161.3	143.2	143.2	-15.3	0
Resales		2875-Z89	12/79	161.0	142.9	142.9	-15.3	0
Secondary products		2875-S	12/79	149.1	(³)	(³)	(³)	(³)
Agricultural chemicals, n.e.c.	2879		06/82	137.1	136.4	136.1	-2.7	-2
Primary products		2879-P	06/82	145.0	144.1	143.7	-3.4	-3
Insecticidal preparations primarily for agricultural, garden or health service use		2879-5	06/82	183.3	177.4	184.0	3.0	3.7
Containing organic compounds		2879-525	06/82	182.1	176.2	182.8	3.0	3.7
Carbamate preparations		2879-52531	06/82	169.5	(³)	(³)	(³)	(³)
Organo-phosphate preparations		2879-52541	06/82	205.1	205.1	205.1	1.0	0
Other organic preparations		2879-52579	06/82	107.4	(³)	(³)	(³)	(³)
Herbicidal preparations primarily for agricultural, garden or health services use		2879-6	06/82	126.2	126.2	123.5	-6.9	-2.1
Containing organic compounds		2879-625	06/82	127.0	127.0	124.1	-7.3	-2.3
Phenoxy compound preparations		2879-62541	06/82	140.3	(³)	(³)	(³)	(³)
Triazine preparations		2879-62565	06/82	138.9	136.9	136.9	-3.4	0
Other organic preparations		2879-62579	06/82	105.4	105.7	101.9	-10.3	-3.6

See footnotes at end of table.

**Table 5. Producer price indexes for the net output of selected industries and their products, not seasonally adjusted
—Continued**

Industry and product ¹	Industry code	Product code	Index base	Index			Percent change to Feb. 1999 from —	
				Oct. 1998 ²	Jan. 1999 ²	Feb. 1999 ²	Feb. 1998	Jan. 1999
Agricultural chemicals, n.e.c.—Continued								
Fungicidal preparations primarily for agricultural, garden or health service use		2879-7	06/82	135.7	136.1	136.1	-4.3	0
Containing organic compounds		2879-725	06/82	147.0	147.5	147.5	-4.7	0
Other pesticidal preparations primarily for agricultural, garden or health service use		2879-8	06/82	148.5	149.6	149.6	.8	0
All other pesticidal preparations primarily for agricultural, garden or health service use		2879-898	06/82	134.7	135.7	135.7	.8	0
Household pesticidal preparations		2879-9	06/82	147.0	147.0	147.0	0	0
Insecticides for crawling insects, excluding fumigants		2879-91	06/82	(³)	(³)	(³)	(³)	(³)
Insecticides for flying insects, except fumigants		2879-92	12/93	102.5	(³)	102.5	0	(³)
Aerosols		2879-921	12/93	102.6	(³)	102.6	0	(³)
Repellants & attractants for insects, birds, fish, and other animals		2879-997	08/92	119.4	119.4	(³)	(³)	(³)
Secondary products and miscellaneous receipts		2879-SM						
Secondary products		2879-S	06/82	(³)	(³)	(³)	(³)	(³)
Miscellaneous chemical products	289		12/84	142.1	142.1	142.0	.4	-1
Adhesives and sealants								
Primary products	2891		12/83	152.3	152.9	152.5	1.5	-3
Natural base glues and adhesives		2891-P	12/83	150.3	151.0	150.5	1.5	-3
Synthetic resin and rubber adhesives, including cellulose, nitrocellulose, etc		2891-3	12/83	158.3	158.3	158.2	.4	-1
Vinyl type adhesives		2891-4	12/83	154.1	155.1	154.4	1.6	-5
Hot melt adhesives, including nylon, polyolefin, and other hot melts		2891-44	12/83	144.9	144.0	140.7	-2.9	-2.3
Rubber and synthetic resin combinations		2891-465	12/83	163.8	165.2	166.3	2.9	.7
Other synthetic resin & rubber adhesives		2891-478	12/83	167.0	167.8	166.9	-1.4	-5
Structural sealants (load bearing)		2891-498	06/97	102.8	104.0	103.9	3.7	-1
Nonstructural sealants and caulks		2891-6	06/97	102.5	102.5	102.5	1.0	0
Secondary products and miscellaneous receipts		2891-7	06/97	101.7	101.7	101.7	1.7	0
Miscellaneous receipts		2891-SM						
Secondary products		2891-M	12/83	200.3	199.6	200.1	4.2	.3
		2891-S	12/83	143.4	143.6	143.8	0	.1
Explosives								
Primary products	2892		12/80	212.1	210.9	211.7	-1.4	.4
Explosives, propellants, and blasting accessories (not manufactured in GOCOs)		2892-P	12/80	184.3	183.0	183.8	-2.0	.4
Industrial explosives		2892-1	12/80	185.5	184.2	185.0	-2.0	.4
ANFO, except slurry		2892-11	12/80	179.9	179.6	179.7	-1.4	.1
Water gel and slurries, except permissible slurries		2892-117	12/80	174.7	173.9	174.2	-2.5	.2
Other industrial explosives		2892-118	12/95	110.6	(³)	110.6	1.0	(³)
Propellants		2892-127	06/88	124.3	125.3	124.9	1.4	-3
Blasting accessories		2892-133	06/88	(³)	(³)	(³)	(³)	(³)
Other blasting accessories (squibs, ignitors, fuse, other blasting caps, n.e.c.)		2892-15	12/80	180.8	178.1	179.9	-3.1	1.0
		2892-157	06/88	105.2	103.3	104.7	-3.7	1.4
Printing ink								
Primary products	2893		06/84	136.9	137.0	137.0	.5	0
Letterpress ink (black and color)		2893-P	06/84	136.8	136.9	136.8	.4	-1
Lithographic and offset ink (black and color)		2893-1	06/84	157.5	157.8	157.8	1.0	0
News and nonheat web ink		2893-2	06/84	136.8	136.9	136.9	.5	0
Publication and commercial web ink		2893-231	12/89	124.7	125.1	125.1	1.5	0
Sheet-fed packaging ink		2893-233	12/97	100.5	100.5	100.5	-1	0
Sheet-fed general printing ink		2893-234	12/97	100.7	100.7	100.7	.1	0
Other lithographic and offset ink		2893-244	12/97	100.5	100.5	100.5	.3	0
Gravure ink		2893-245	12/89	130.0	130.0	130.0	1.4	0
Flexographic ink		2893-3	06/84	128.6	128.6	128.6	0	0
Packaging ink		2893-4	06/84	128.8	128.8	128.8	.3	0
Solvent types		2893-481	06/84	129.8	129.8	129.8	-1	0
Water types		2893-48182	12/89	116.6	116.6	116.6	0	0
Other flexographic ink		2893-48183	12/89	115.5	115.6	115.6	-1	0
Printing ink, n.e.c.		2893-484	12/89	118.4	118.1	118.1	4.1	0
Secondary products and miscellaneous receipts		2893-5	06/84	147.6	147.7	147.7	1.2	0
Miscellaneous receipts		2893-SM						
Secondary products		2893-M	06/84	154.2	154.6	154.6	.3	0
		2893-S	06/84	111.7	111.7	111.7	0	0
Carbon black								
Primary products	2895		12/83	112.5	111.3	111.6	-6.5	.3
Carbon black		2895-P	12/83	112.5	111.3	111.6	-6.5	.3
		2895-111	12/83	112.5	111.3	111.6	-6.5	.3
Chemicals and chemical preparations, n.e.c.								
Primary products	2899		06/85	135.0	134.9	134.8	.4	-1
Salt, evaporated and solar		2899-P	06/85	133.3	133.0	133.1	.3	.1
Fatty acids (produced for sale as such)		2899-1	06/85	119.3	123.2	122.4	.9	-6
Gelatin, except ready to eat desserts		2899-2	06/85	113.1	110.4	110.7	-7.3	.3
Chemical preparations, n.e.c., incl. automotive, water treatment, essential oils		2899-4	06/90	144.8	139.1	139.4	-4.9	.2
Water treating compounds		2899-5	06/85	136.3	136.1	136.2	1.0	.1
		2899-57	06/85	133.8	134.0	134.0	2.3	0

See footnotes at end of table.

Table 5. Producer price indexes for the net output of selected industries and their products, not seasonally adjusted
—Continued

Industry and product ¹	Industry code	Product code	Index base	Index			Percent change to Feb. 1999 from —	
				Oct. 1998 ²	Jan. 1999 ²	Feb. 1999 ²	Feb. 1998	Jan. 1999
Chemicals and chemical preparations, n.e.c.—Continued								
Other, incl. auto chemicals, essential oils, lighter fluids and metal treating		2899-59	06/85	131.3	130.9	131.1	0.5	0.2
Secondary products and miscellaneous receipts		2899-SM						
Secondary products		2899-S	06/85	152.6	152.8	152.2	.9	-.4
Petroleum refining and related products	29		12/84	65.5	58.8	56.1	-20.0	-4.6
Petroleum refining	291		06/85	61.5	54.2	51.4	-22.6	-5.2
Petroleum Refining	2911		06/85	61.5	54.2	51.4	-22.6	-5.2
Primary products		2911-P	06/85	62.4	55.5	52.4	-22.4	-5.6
Fuels		2911-I	06/85	59.3	50.8	48.8	-23.6	-3.9
Gasoline		2911-1	06/85	59.6	52.0	50.9	-19.6	-2.1
Finished motor gasoline		2911-13	06/85	59.5	51.9	50.8	-19.6	-2.1
Premium grades		2911-133	06/85	63.3	57.2	55.2	-18.8	-3.5
Sales to jobbers, retailers and other resellers		2911-1331	06/85	63.3	57.2	55.2	-18.7	-3.5
Direct sales to end users		2911-1332	06/85	63.7	56.1	53.1	-22.4	-5.3
Unleaded regular		2911-134	06/85	56.6	48.7	48.0	-20.4	-1.4
Sales to jobbers, retailers and other resellers		2911-1341	06/85	56.5	48.6	48.0	-20.3	-1.2
Direct sales to end users		2911-1342	06/85	59.8	51.8	50.7	-22.2	-2.1
Mid-premium unleaded		2911-135	12/87	92.0	81.5	78.7	-17.0	-3.4
Sales to jobbers, retailers and other resellers		2911-1351	12/87	92.0	81.6	78.7	-17.1	-3.6
Sales to end users		2911-1352	12/87	102.2	80.5	(³)	(³)	(³)
Jet fuel		2911-2	06/85	59.1	46.6	44.8	-30.8	-3.9
Kerosene type jet fuel		2911-213	06/85	59.5	46.7	45.1	-31.0	-3.4
Kerosene		2911-3	06/85	52.5	45.3	44.3	-20.8	-2.2
Light fuel oil		2911-4	06/85	60.1	51.3	48.0	-27.4	-6.4
Distillates		2911-41	06/85	60.1	51.3	48.0	-27.4	-6.4
#2 fuel oil to jobbers, retailers and other resellers		2911-411	06/85	61.4	54.0	50.7	-26.8	-6.1
#2 diesel fuel		2911-413	06/85	59.2	49.7	46.4	-27.7	-6.6
Sales to jobbers, retailers and other resellers		2911-4131	06/85	59.9	49.9	47.4	-25.7	-5.0
Direct sales to end users		2911-4132	06/85	58.0	49.6	44.3	-32.5	-10.7
Other distillates, n.e.c., including #1, #2 fuel direct sales, and other distillates		2911-415	06/85	61.2	49.6	(³)	(³)	(³)
Heavy fuel oil (residual fuel)		2911-5	06/85	56.6	46.2	37.6	-40.0	-18.6
> 1% sulfur		2911-51	06/85	54.5	41.5	35.1	-38.3	-15.4
Sales to resellers, including other refiners		2911-511	06/85	57.5	34.9	31.6	-47.9	-9.5
Direct sales to end users		2911-512	06/85	46.8	(³)	(³)	(³)	(³)
Not > 1% sulfur		2911-52	06/85	58.6	(³)	(³)	(³)	(³)
Sales to resellers, including other refiners		2911-521	06/85	72.1	(³)	(³)	(³)	(³)
Non-fuel products of petroleum refining		2911-II	06/85	86.1	93.7	81.3	-15.5	-13.2
Liquified refinery gases, including aliphatics (feedstock and other uses), made in refineries		2911-A	06/85	145.9	142.4	145.4	-22.5	2.1
Propane/propylene		2911-A1	06/85	131.0	(³)	(³)	(³)	(³)
Propylene		2911-A12	06/85	73.9	(³)	(³)	(³)	(³)
Chemical grade		2911-A1201	06/85	74.4	(³)	(³)	(³)	(³)
Ethane/ethylene		2911-A3	06/85	128.3	(³)	(³)	(³)	(³)
Ethylene		2911-A32	06/85	128.3	(³)	(³)	(³)	(³)
Miscellaneous petroleum refinery products, n.e.c.		2911-D	06/85	55.7	58.8	57.1	-10.5	-2.9
Petroleum coke, made in refineries		2911-D21	06/85	10.0	(³)	(³)	(³)	(³)
Aromatics, made in refineries		2911-D5	06/85	54.2	57.0	55.5	-11.9	-2.6
Benzene		2911-D52	06/85	48.2	52.7	50.2	-11.8	-4.7
Toluene		2911-D53	06/85	60.0	(³)	(³)	(³)	(³)
Paving and roofing materials	295		12/84	102.0	101.9	101.4	-.7	-.5
Asphalt paving mixtures and blocks	2951		06/81	113.0	113.2	113.5	-1.5	.3
Primary products		2951-P	06/81	112.5	111.9	112.2	-2.8	.3
Emulsified asphalt, including liquid additives		2951-111	06/81	106.9	102.4	103.1	-14.2	.7
Other liquid asphalt & tar paving materials, including cut backs		2951-112	06/81	85.4	85.4	85.4	0	0
Asphaltic (bituminous) concrete and paving cements		2951-113	06/81	118.9	119.2	119.5	-.2	.3
Other asphalt paving mixtures and blocks		2951-114	06/81	77.2	77.2	77.5	2.0	.4
Secondary products and miscellaneous receipts		2951-SM						
Secondary products		2951-S	06/81	146.8	146.8	146.8	2.3	0
Asphalt felts and coatings	2952		06/84	104.5	104.2	102.8	.2	-1.3
Primary products		2952-P	06/84	103.1	102.8	101.2	.1	-1.6
Roofing asphalts and pitches, coatings, and cements including fibrated and nonfi		2952-2	06/84	108.5	108.5	108.5	1.0	0
Prepared asphalt and tar roofing and siding products including saturated felts a		2952-3	06/84	100.5	100.1	98.3	-.1	-1.8
Smooth-surface roll roofing and cap sheets including organic and fiberglass base		2952-31	06/84	104.6	104.5	104.8	-.7	.3
Mineral-surface roll roofing and cap sheets including organic and fiberglass bas		2952-32	06/84	90.1	89.0	91.8	3.4	3.1
Shingles including strip and individual, organic and inorganic, all styles		2952-33	12/91	102.4	102.2	99.3	-.7	-2.8

See footnotes at end of table.

**Table 5. Producer price indexes for the net output of selected industries and their products, not seasonally adjusted
—Continued**

Industry and product ¹	Industry code	Product code	Index base	Index			Percent change to Feb. 1999 from —	
				Oct. 1998 ²	Jan. 1999 ²	Feb. 1999 ²	Feb. 1998	Jan. 1999
Asphalt felts and coatings—Continued								
Other prepared asphalt & tar products for roofing and siding incl. organic and f		2952-37	06/98	103.1	101.9	100.6	(³)	-1.3
Secondary products and miscellaneous receipts		2952-SM						
Secondary products		2952-S	06/84	116.9	116.9	116.9	0.6	0
Miscellaneous products of petroleum and coal	299		12/84	142.0	142.2	141.9	-.5	-.2
Lubricating oils and greases	2992		12/80	159.8	160.3	160.0	.2	-.2
Primary products		2992-P	12/80	161.9	162.3	161.9	.1	-.2
Lubricating and similar oils		2992-1	12/80	163.4	163.6	163.4	.1	-.1
Automotive lubricating oils		2992-1111	12/80	172.4	172.4	172.4	0	0
Engine oils		2992-1115	06/95	98.0	98.0	98.0	0	0
Engine oil for gasoline engines		2992-11151	06/95	97.3	97.3	97.3	0	0
Engine oil for diesel engines		2992-11152	06/95	99.7	99.7	(³)	(³)	(³)
Other engine oil		2992-11153	06/95	100.6	100.6	100.6	0	0
Transmission and hydraulic fluids		2992-1116	06/95	102.0	102.0	102.0	0	0
Automatic transmission fluid		2992-11161	06/95	102.7	102.7	102.7	0	0
Other transmission and hydraulic fluids		2992-11162	06/95	101.2	101.2	101.2	0	0
Automotive gear oil		2992-1117	06/95	102.5	102.5	102.5	0	0
Automotive gear oil		2992-11171	06/95	102.5	102.5	102.5	0	0
Industrial lubricating oils		2992-121	12/80	142.4	142.8	142.2	0	-.4
General industrial oils		2992-12111	12/80	141.9	142.7	141.6	-.8	-.8
Industrial process oils		2992-12112	12/80	151.0	151.0	151.0	0	0
Industrial metalworking fluids		2992-12113	12/80	135.6	135.6	135.6	3.2	.0
Industrial engine oils		2992-12114	06/88	126.6	126.6	126.6	0	0
Lubricating greases		2992-2	12/80	152.4	155.0	153.7	1.1	-.8
Automotive greases		2992-231	12/80	143.7	148.1	(³)	(³)	(³)
Industrial greases		2992-232	12/80	157.6	159.5	159.5	1.4	0
Other greases		2992-234	06/88	146.3	148.1	(³)	(³)	(³)
Secondary products and miscellaneous receipts		2992-SM						
Secondary products		2992-S	12/80	130.0	130.2	130.2	.2	0
Petroleum and coal products, n.e.c.	2999		12/84	140.7	139.7	139.9	-3.7	.1
Primary products		2999-P	12/84	140.7	139.7	139.9	-3.7	.1
Calcined petroleum coke (not made in refineries)		2999-2	12/84	152.9	150.9	150.9	-5.5	0
Other petroleum and coal products, n.e.c., incl. petroleum coke, (not made in refineries)		2999-5	12/84	55.5	55.9	56.3	-1.6	.7
Rubber and miscellaneous plastic products	30		12/84	121.6	121.6	121.2	-1.1	-.3
Tires and inner tubes	301		06/81	101.6	100.6	100.0	-2.5	-.6
Tires and inner tubes	3011		06/81	101.6	100.6	100.0	-2.5	-.6
Primary products		3011-P	06/81	96.7	95.7	95.2	-2.1	-1.5
Passenger car pneumatic tires		3011-1	06/81	89.2	87.6	86.7	-3.6	-1.0
Radials		3011-112	06/81	90.3	88.7	87.8	-3.5	-1.0
All season (except high performance) and all other radials incl. off highway		3011-1122	12/88	95.6	93.1	95.2	-1.2	2.3
Original equipment		3011-11223	06/95	99.4	(³)	98.7	(³)	(³)
Replacement		3011-11224	06/95	89.1	86.3	88.7	-1.1	2.8
High performance		3011-1123						
Replacement		3011-11234	06/95	85.7	85.7	(³)	(³)	(³)
Truck/bus tires, including off highway		3011-2	06/81	90.5	90.1	90.1	-.9	0
Radials		3011-21	06/81	72.7	73.3	73.3	0	0
Light highway truck		3011-213	06/81	73.8	74.9	74.7	-1.6	-.3
Original equipment		3011-21311	06/95	94.6	94.6	94.6	-4.4	0
Replacement		3011-21312	06/95	85.6	87.1	86.9	-.9	-.2
Medium and wide base highway truck		3011-214						
Replacement		3011-21412	06/95	100.3	100.7	100.9	2.0	.2
Non-radials		3011-215	06/81	100.9	99.2	99.1	-1.9	-.1
Other pneumatic and all solid tires		3011-3	06/81	130.9	130.6	130.1	-.6	-.4
Tractor/Implement tires		3011-314	06/81	125.8	124.8	124.5	-1.0	-.2
Front tractor and farm Implement Original equipment and replacement		3011-31411	06/95	90.2	89.1	88.5	-1.9	-.7
All other pneumatic, including aircraft, mobile home and bicycle		3011-319	06/81	145.1	144.8	144.7	-.3	-.1
Industrial and highway - solid		3011-333	06/81	118.3	122.9	117.2	-1.3	-4.6
Other solid and semi-pneumatic, incl hand lawnmower, baby carriage, tricycle, etc		3011-342	06/81	132.7	132.7	(³)	(³)	(³)
Inner tubes		3011-4	06/81	131.5	131.5	(³)	(³)	(³)
Tread rubber, tire sundries, and repair materials		3011-5	06/81	133.1	133.3	133.2	-.3	-.1
Tread rubber		3011-511	06/81	122.9	122.8	(³)	(³)	(³)
Other tire sundries and repair materials, n.e.c.		3011-539	06/81	171.0	173.8	(³)	(³)	(³)
Rubber and plastic footwear	302		12/80	128.0	128.0	128.7	.5	.5
Rubber and plastic footwear	3021		12/80	128.0	128.0	128.6	.5	.5
Primary products		3021-P	12/80	134.7	134.7	135.3	.4	.4
Rubber, plastic, and other protective footwear		3021-1	12/80	176.7	176.7	177.0	.3	.2

See footnotes at end of table.

Table 5. Producer price indexes for the net output of selected industries and their products, not seasonally adjusted—Continued

Industry and product ¹	Industry code	Product code	Index base	Index			Percent change to Feb. 1999 from —	
				Oct. 1998 ²	Jan. 1999 ²	Feb. 1999 ²	Feb. 1998	Jan. 1999
Rubber and plastic footwear—Continued								
Rubber uppers		3021-1A	12/86	146.4	146.4	146.8	0.5	0.3
Lumberman, pacs, rubbers, and other footwear having rubber uppers		3021-142	12/86	152.5	152.5	153.0	.8	.3
Plastic and/or fabric uppers		3021-1C						
Non-protective footwear cemented, vulcanized, injection molded, etc. to fabric upper		3021-3	12/86	108.7	108.7	109.3	.6	.6
Injection molded only		3021-305	12/93	95.3	95.3	95.3	0	0
Gaskets, packing, and sealing devices and rubber and plastics hose and belting	305		06/95	105.9	106.0	106.2	1.0	.2
Rubber and plastics hose and belting	3052		12/81	149.1	149.6	149.6	.6	0
Primary products		3052-P	12/81	148.2	148.8	148.8	.8	0
Rubber and plastics belts and belting, flat		3052-1	12/81	172.2	172.3	172.3	.5	0
Light weight conveyor and elevator		3052-103	12/81	183.6	184.8	184.5	.6	-.2
Heavy duty conveyor and elevator		3052-105	12/81	168.5	167.7	167.8	-.4	.1
Rubber and plastics transmission belts and belting, other than flat		3052-2	12/81	137.6	139.4	139.4	2.3	0
Motor vehicle		3052-225	12/81	142.3	145.6	145.6	2.3	0
Industrial, except fractional		3052-231	12/81	133.6	(³)	(³)	(³)	(³)
Rubber hose, mandrel made, and all hydraulic		3052-3	12/81	155.5	156.3	156.3	.8	0
Textile, nonhydraulic		3052-314	12/81	169.4	170.9	170.9	1.8	0
Wire, hydraulic		3052-316	12/81	159.4	160.6	160.6	1.0	0
Wire, nonhydraulic		3052-318	12/81	83.7	83.7	83.7	0	0
Rubber and plastics garden hose		3052-5	12/81	149.3	(³)	(³)	(³)	(³)
Plastics, including perforated sprinkler		3052-561	12/81	139.8	(³)	(³)	(³)	(³)
Rubber		3052-563	12/81	182.0	(³)	(³)	(³)	(³)
All other rubber and plastics hose		3052-6	12/81	150.8	151.0	151.0	.1	0
All other rubber hose		3052-6A	06/95	102.9	102.9	102.9	.2	0
Wrapped reinforced		3052-63	07/95	103.0	103.0	103.0	0	0
All other rubber hose, n.e.c.		3052-674	12/81	138.8	138.8	138.8	0	0
Plastic hose, except garden		3052-68	12/81	177.7	178.6	178.5	-.1	-.1
Hydraulic		3052-682	06/87	150.1	150.4	150.4	.2	0
Nonhydraulic		3052-684	12/81	185.6	186.8	186.7	-.2	-.1
Secondary products and miscellaneous receipts		3052-SM						
Secondary products		3052-S	12/81	187.1	186.6	186.6	-2.0	0
Gaskets, packing and sealing devices	3053		12/85	135.0	134.8	135.3	1.3	.4
Primary products		3053-P	12/85	136.0	136.0	136.3	1.0	-.1
Compression packings		3053-4	12/85	138.3	139.7	139.4	1.3	-.2
Nonmetallic gaskets and gasketing		3053-5	12/85	147.6	146.8	147.0	-1.1	.1
Elastomeric, all material		3053-515	12/85	135.4	135.0	135.4	-3.3	.3
Other non-metallic, n.e.c.		3053-529	12/85	124.9	124.1	124.2	-.5	.1
Molded packing and sealing devices		3053-6	12/85	127.8	128.8	128.7	.5	-.1
O-rings (including spliced; excluding metal)		3053-621	12/85	113.3	113.3	113.3	0	0
All other molded packing and seals (including leather and plastic seals)		3053-635	12/85	138.3	139.8	139.6	.7	-.1
Metallic gaskets and machined seals		3053-7	12/85	169.9	170.3	169.9	3.2	-.2
Axial mechanical face seals		3053-8	12/85	146.5	149.5	149.4	1.8	-.1
Rotary oil seals		3053-9	12/90	105.1	105.1	105.0	2.6	-.1
Secondary products and miscellaneous receipts		3053-SM						
Miscellaneous receipts		3053-M	06/97	100.8	101.5	101.5	.7	0
Fabricated rubber products, n.e.c.	306		12/88	120.4	120.3	120.3	.1	0
Molded, extruded and lathe cut mechanical rubber goods	3061		12/88	119.3	119.5	119.3	0	-.2
Primary products		3061-P	12/88	117.9	117.9	117.6	-.3	-.3
Molded rubber mechanical goods		3061-A	06/83	119.7	119.9	119.3	-.6	-.5
Automotive		3061-A11	06/83	98.4	98.4	97.8	-1.6	-.6
Transportation, other than automotive		3061-A12	06/83	132.3	133.1	132.5	-.3	-.5
Appliances, household and commercial		3061-A13	06/83	115.8	115.8	115.8	0	0
Other molded goods		3061-A16	06/83	148.7	148.9	149.0	2.3	.1
Extruded rubber mechanical goods		3061-B	06/83	120.6	120.4	120.6	.2	.2
Automotive, except tubing		3061-B11	06/83	105.6	105.6	105.6	0	0
Automotive tubing		3061-B13	12/88	99.6	99.6	99.6	0	0
Other tubing		3061-B14	06/83	175.6	(³)	175.6	0	(³)
Other extrusions		3061-B19	06/83	137.1	133.8	137.1	2.1	2.5
Secondary products and miscellaneous receipts		3061-SM						
Secondary products		3061-S	06/83	141.4	144.1	144.0	2.2	-.1
Fabricated rubber products, n.e.c.	3069		06/83	132.8	132.4	132.4	.1	0
Primary products		3069-P	06/83	134.2	133.7	133.8	.4	.1
Industrial products, n.e.c.		3069-C	06/83	147.4	148.3	148.6	1.6	.2
Roll covering, including all industry rolls		3069-C12	06/83	138.5	141.6	141.6	2.2	0
Graphic arts, rubber and plastics		3069-C1204	06/96	100.0	100.0	100.0	0	0
Printers' blankets		3069-C15	07/90	118.7	(³)	(³)	(³)	(³)
Sheet rubber, linings and rubber film		3069-C2	12/88	149.8	(³)	150.8	-.4	(³)
Film and sheet, vulcanized		3069-C23	12/88	150.9	(³)	151.8	-.5	(³)
Other industrial rubber products		3069-C39	06/83	159.0	159.0	159.0	.4	0

See footnotes at end of table.

**Table 5. Producer price indexes for the net output of selected industries and their products, not seasonally adjusted
—Continued**

Industry and product ¹	Industry code	Product code	Index base	Index			Percent change to Feb. 1999 from —	
				Oct. 1998 ²	Jan. 1999 ²	Feb. 1999 ²	Feb. 1998	Jan. 1999
Fabricated rubber products, n.e.c.—Continued								
Rubber coated fabrics and rubber clothing		3069-D	06/83	141.0	141.0	141.0	0.9	0
Rubber coated fabrics		3069-DA	06/83	129.1	(³)	(³)	(³)	(³)
Other coated fabrics, including protective covering		3069-D19	06/83	131.7	(³)	(³)	(³)	(³)
Rubber clothing		3069-DB	06/83	153.1	153.1	153.1	1.7	0
Industrial rubber gloves		3069-D41	06/83	163.9	163.9	163.9	1.1	0
Other rubber goods		3069-E	06/83	134.2	134.4	134.6	.5	.1
Hard rubber goods		3069-EA	08/86	130.4	130.4	130.4	3.7	0
Other hard rubber goods		3069-E19	08/86	130.4	130.4	130.4	3.7	0
Balloons, all types		3069-E23	06/83	127.1	127.4	127.7	.9	.2
Other rubber goods		3069-E28	06/83	143.4	143.7	143.8	-.1	.1
Sponge and foam rubber		3069-3	06/83	143.2	142.5	142.5	1.4	0
Latex foam		3069-3A	12/88	111.9	111.9	111.9	1.9	0
Other latex foam products		3069-368	06/96	103.0	103.0	103.0	1.0	0
Chemically blown sponge		3069-3B	06/83	151.7	150.5	150.5	1.1	0
Rubber floor and wall coverings		3069-4	06/83	121.9	121.9	121.9	-.6	0
Individual mats		3069-4A	06/83	119.4	119.4	119.4	-.8	0
Automotive		3069-423	12/83	(³)	120.9	(³)	(³)	(³)
All other mats		3069-425	06/83	117.0	117.0	117.0	-.23	0
Other floor and wall coverings		3069-426	06/96	101.2	101.1	101.1	-.1	0
Rubber druggist and medical sundries including household gloves		3069-7	06/83	141.8	138.8	139.2	-.1	.3
Gloves		3069-7A	12/88	105.4	99.0	99.0	-.18	0
Surgical		3069-761	12/88	105.4	99.0	99.0	-.18	0
Prophylactics		3069-775	12/88	164.1	(³)	164.1	.2	(³)
Other rubber druggist and medical sundries, including diaphragms, separate and l		3069-778	06/83	138.7	139.0	140.3	2.3	.9
Compounds or mixtures for sale or interplant transfer		3069-9	06/83	126.2	126.2	126.1	-.6	-.1
Secondary products and miscellaneous receipts		3069-SM						
Secondary products		3069-S	06/83	127.9	127.9	127.7	-.4	-.2
Other secondary products		3069-SSS	06/83	124.0	124.0	123.9	-.3	-.1
Miscellaneous plastic products		3089-S	06/96	98.2	98.2	96.5	-.17	-.17
Miscellaneous plastic products	308		06/93	106.2	106.3	106.0	-.13	-.3
Unsupported plastic film and sheet	3081		06/93	102.2	101.4	100.4	-.51	-.10
Primary products		3081-P	12/82	121.3	120.4	119.0	-.49	-.12
Unsupported plastic film and sheet		3081-1	12/82	121.3	120.4	119.0	-.49	-.12
Polyethylene		3081-102	06/93	96.6	96.2	95.9	-.63	-.3
Vinyl and vinyl copolymer		3081-104	06/93	103.3	102.8	102.5	-.40	-.3
Other unsupported plastic film and sheet		3081-105	06/93	111.3	110.2	110.2	-.24	0
Secondary products and miscellaneous receipts		3081-SM						
Secondary products		3081-S	06/93	95.0	94.1	94.1	-.70	0
Unsupported plastic profile shapes, rods and tubes	3082		06/93	108.9	109.4	109.4	.5	0
Primary products		3082-P	12/82	143.1	143.9	143.9	.6	0
Unsupported plastic profile shapes, rods, and tubes		3082-1	12/82	143.1	143.9	143.9	.6	0
Polyamide (nylon)		3082-103	06/93	108.1	108.1	108.1	0	0
Polyethylene		3082-104	06/93	113.8	113.8	113.8	.4	0
Polypropylene		3082-105	06/93	94.8	94.8	94.8	-.21	0
Vinyl and vinyl copolymer		3082-108	06/93	106.3	106.3	106.3	.9	0
Other unsupported shapes, rods, and tubes		3082-109	06/93	104.8	104.8	104.8	-.1	0
Secondary products and miscellaneous receipts		3082-SM						
Secondary products		3082-S	06/93	114.9	114.9	114.9	0	0
Laminated plastic plate, sheet, and profile shapes	3083		06/93	116.7	117.5	118.9	4.4	1.2
Primary products		3083-P	12/82	150.1	151.3	153.3	4.9	1.3
Laminated plastic plate, sheet, and profile shapes		3083-1	12/82	150.1	151.3	153.3	4.9	1.3
Thermosetting		3083-101	06/93	115.9	117.1	119.7	5.6	2.2
Secondary products		3083-S	06/93	118.8	118.8	118.8	.5	0
Plastic pipe	3084		06/93	106.2	106.1	106.8	-.46	.7
Primary products		3084-P	12/82	100.9	100.3	100.8	-.57	.5
Plastic pipe		3084-1	12/82	100.9	100.3	100.8	-.57	.5
Drain, waste, and vent		3084-101	06/87	69.2	69.9	71.8	-.53	2.7
Sewer		3084-102	06/87	88.9	84.5	84.5	-14.6	0
Water		3084-104	06/87	95.5	95.6	95.4	-.75	-.2
Industrial and mining		3084-105	06/93	131.4	131.4	131.4	5.3	0
Other plastic pipe		3084-106	07/87	129.8	128.5	128.5	-.50	0
Secondary products and miscellaneous receipts		3084-SM						
Secondary products		3084-S	06/93	121.0	127.4	130.0	6.6	2.0
Plastic bottles	3085		06/93	104.7	104.0	104.0	-.26	0
Primary products		3085-P	12/82	119.8	119.1	119.1	-.26	0
Plastic bottles		3085-1	06/87	114.2	113.5	113.5	-.26	0
Plastic bottles		3085-101	06/87	114.2	113.5	113.5	-.26	0
Secondary products and miscellaneous receipts		3085-SM						
Secondary products		3085-S	06/93	102.4	101.9	101.9	-.40	0
Plastic foam products	3086		06/93	108.5	109.0	109.5	.5	.5

See footnotes at end of table.

**Table 5. Producer price indexes for the net output of selected industries and their products, not seasonally adjusted
—Continued**

Industry and product ¹	Industry code	Product code	Index base	Index			Percent change to Feb. 1999 from —	
				Oct. 1998 ²	Jan. 1999 ²	Feb. 1999 ²	Feb. 1998	Jan. 1999
Plastic foam products—Continued								
Primary products		3086-P	06/87	117.9	118.4	119.0	0.5	0.5
Plastic foam products		3086-1	06/87	117.9	118.4	119.0	.5	.5
Transportation		3086-101	12/82	112.7	112.7	112.7	-2.3	0
Packaging		3086-102	12/82	116.6	119.9	122.1	2.2	1.8
Building and construction		3086-103	01/83	137.1	136.6	138.1	-.1	1.1
Furniture and furnishings		3086-104	12/82	140.1	140.2	140.0	1.7	-.1
Consumer and institutional		3086-105	12/82	115.2	114.8	115.1	.7	.3
Other plastic foam products		3086-106	02/89	84.8	84.8	84.8	0	0
Secondary products and miscellaneous receipts		3086-SM						
Secondary products		3086-S	06/93	102.9	102.5	103.4	-.6	.9
Custom compounding of purchased plastic resins								
Primary products	3087		06/93	107.0	105.6	104.2	-3.4	-1.3
Custom compounding of purchased resins and color concentrates		3087-P	06/93	109.1	107.6	106.0	-3.7	-1.5
Custom compounding of purchased resins		3087-1	06/93	109.1	107.6	106.0	-3.7	-1.5
Color concentrates		3087-101	06/93	110.0	108.1	106.1	-5.0	-1.9
		3087-102	06/93	107.1	107.1	107.1	1.6	0
Plastic plumbing fixtures								
Primary products	3088		06/93	107.7	107.7	107.7	.8	0
Plastic plumbing fixtures		3088-P	06/93	108.0	108.1	108.1	.9	0
Plastic plumbing fixtures		3088-1	06/93	108.0	108.1	108.1	.9	0
Plastic plumbing fixtures		3088-101	06/93	108.0	108.1	108.1	.9	0
Plastic products n.e.c.								
Primary products	3089		06/93	105.8	106.2	105.7	-.8	-.5
Transportation, fabricated plastic products, except foam and reinforced plastics		3089-P	06/87	124.1	124.6	123.9	-1.0	-.6
Transportation, fabricated plastic products, except foam and reinforced plastics		3089-1	06/93	101.0	100.9	101.0	.2	.1
Electrical and electronic fabricated plastic products, except foam and reinforced plastics		3089-101	06/93	101.0	100.9	101.0	.2	.1
Electrical and electronic fabricated plastic products, except foam and reinforced plastics		3089-2	12/82	109.3	110.2	110.2	.2	0
Industrial machinery plastic products, except foam		3089-201	12/82	109.3	110.2	110.2	.2	0
Industrial machinery plastic products, except foam		3089-3	06/93	110.7	108.8	108.8	-.8	0
Industrial machinery plastic products, except foam		3089-301	06/93	110.7	108.8	108.8	-.8	0
Plastics packaging, except film and sheet, foam, and bottles		3089-4	06/93	105.0	103.8	103.4	-3.5	-.4
Tubs (for food) and jars (for food, cosmetics, and toilet goods)		3089-402	06/93	126.4	121.5	122.2	-7.3	.6
Caps and closures		3089-403	06/93	102.3	100.7	99.4	-6.0	-1.3
Blister and bubble formed packaging, shipping boxes, and food trays		3089-404	06/93	103.5	103.5	103.5	0	0
Other plastics packaging		3089-405	06/93	98.6	99.0	98.5	-.7	-.5
Plastic dinnerware, tableware, and kitchenware		3089-5	06/93	101.0	(³)	(³)	(³)	(³)
Plastic dinnerware, tableware, and kitchenware		3089-501	06/93	101.0	(³)	(³)	(³)	(³)
Consumer, institutional and commercial fabricated plastic products, except foam and wire coats		3089-6	06/93	104.3	106.2	104.3	-1.6	-1.8
Sinkware and bathware, including dishdrains, dustpans, shower caddies, and bathmats		3089-602	06/93	99.4	99.4	99.4	-1.6	0
Utility, waste, and garbage containers, including buckets and dishpans		3089-603	06/93	87.1	86.9	85.6	-1.2	-1.5
Hospital and laboratory ware, including pitchers and flasks		3089-606	06/93	108.3	108.5	108.5	.6	0
Other consumer, institutional and commercial fabricated products		3089-608	06/93	107.0	107.2	107.2	.2	0
Plastic furniture components and furnishings excl. foam and reinforced plastics		3089-7	12/82	99.8	99.7	99.1	.2	-.6
Plastic furniture components and furnishings excl. foam and reinforced plastics		3089-701	12/82	99.8	99.7	99.1	.2	-.6
Building and construction fabricated products, except foam, plumbing, reinforced plastics		3089-8	06/87	134.4	133.5	132.8	-2.2	-.5
Doors, partitions, moldings, windows, frames and trim		3089-802	06/93	109.4	109.4	108.1	-1.2	-1.2
Siding and accessories, including soffit, fascia, and skirts		3089-803	06/93	107.0	103.2	103.8	-1.7	.6
Fittings and unions		3089-804	06/93	101.4	103.9	101.9	-2.4	-1.9
Reinforced and fiberglass plastic products, n.e.c.		3089-A	06/93	106.3	106.5	106.6	.6	.1
Transportation		3089-A01	06/93	102.0	102.0	102.0	.1	0
Building and construction		3089-A03	06/93	121.2	121.2	(³)	(³)	(³)
Other fabricated fiberglass and reinforced plastic products		3089-A04	06/93	106.8	107.5	104.2	-1.8	-3.1
Secondary products and miscellaneous receipts		3089-SM						
Secondary products		3089-S	06/93	108.2	108.6	108.9	.8	.3
Leather and leather products								
Leather and leather products	31		12/84	137.1	136.1	136.6	-.6	.4
Leather tanning and finishing								
Leather tanning and finishing	311		06/81	170.7	164.1	164.7	-4.8	.4
Leather tanning and finishing								
Primary products	3111		06/81	170.6	164.0	164.5	-4.9	.3
Finished and unfinished leather		3111-P	06/81	169.4	164.4	164.9	-3.4	.3
Finished cattle and kip side leather		3111-6	12/97	97.4	94.3	94.6	-3.7	.3
Unfinished cattle and kip side leather		3111-61	12/97	96.7	92.7	93.2	-4.5	.5
Other leathers, finished and unfinished		3111-65	12/97	100.2	100.2	100.0	-.7	-.2
Receipts for contract tanning done for others on their materials		3111-67	12/97	97.0	92.9	92.5	-4.3	-.4
Secondary products		3111-9	06/81	119.9	119.9	119.9	.1	0
Secondary products		3111-S	04/82	151.5	138.0	138.0	-20.6	0

See footnotes at end of table.

Table 5. Producer price indexes for the net output of selected industries and their products, not seasonally adjusted—Continued

Industry and product ¹	Industry code	Product code	Index base	Index			Percent change to Feb. 1999 from —	
				Oct. 1998 ²	Jan. 1999 ²	Feb. 1999 ²	Feb. 1998	Jan. 1999
Boot and shoe cut stock and findings	313		12/84	133.4	133.6	133.6	-0.3	0
Boot and shoe cut stock and findings	3131		12/84	133.4	133.6	133.6	-3	0
Primary products		3131-P	12/84	136.3	136.5	136.5	-3	0
Other leather cut stock		3131-131	12/84	133.7	133.7	133.7	0	0
Non-leather stock and findings incl. heels		3131-191	12/84	132.2	132.6	132.6	-1.0	0
Secondary products and miscellaneous receipts		3131-SM						
Footwear, except rubber	314		12/84	140.7	140.7	141.3	.5	.4
House slippers	3142		06/85	129.7	129.6	129.7	-3.4	.1
Primary products		3142-P	06/85	129.1	128.9	129.1	-3.8	.2
House slippers, except slipper socks		3142-1	06/85	128.7	128.5	128.7	-3.8	.2
Leather house slippers		3142-111	06/85	170.5	169.8	170.5	.2	.4
House slippers, except leather		3142-122	06/85	110.0	110.0	110.0	-5.8	0
Fabric house slippers		3142-1223	12/90	97.9	97.9	97.9	-6.5	.0
Men's		3142-12234	12/90	108.6	(³)	(³)	(³)	(³)
Women's		3142-12235	12/90	96.9	96.9	96.9	-7.4	0
Secondary products and miscellaneous receipts		3142-SM						
Men's footwear	3143		12/80	168.4	168.2	169.4	.8	.7
Primary products		3143-P	12/80	170.1	171.1	172.6	1.8	.9
Men's shoes, except athletic		3143-4	12/93	110.5	111.2	112.1	1.8	.8
Dress and casual		3143-411	12/93	108.7	109.1	110.9	2.2	1.6
Boots, dress and casual, except western style		3143-421	12/93	114.0	114.4	114.4	.8	0
Western style boots		3143-422	12/93	103.2	103.3	104.3	1.0	1.0
Work oxfords		3143-431	12/93	125.0	125.7	125.7	2.9	0
Workshoes, ankle height or higher		3143-441	12/93	116.4	118.0	118.0	1.9	0
Secondary products and miscellaneous receipts		3143-SM						
Secondary products		3143-S	12/80	156.6	156.6	156.6	-1	0
Women's footwear	3144		12/80	132.0	132.2	132.1	.1	-1
Primary products		3144-P	12/80	129.9	130.0	130.0	0	0
Women's shoes, except athletic		3144-4	12/93	103.4	103.4	103.4	0	0
Sandals		3144-411	12/93	116.7	117.1	117.1	.4	0
Dress and casual, except sandals		3144-421	12/93	102.5	102.6	102.6	0	0
Secondary products and miscellaneous receipts		3144-SM						
Secondary products		3144-S	12/80	183.4	184.0	183.8	.8	-1
Footwear, except rubber, n.e.c.	3149		12/79	152.1	152.8	153.0	2.5	.1
Primary products		3149-P	12/79	153.8	154.6	154.3	1.6	-2
Youths' and boys' footwear, except athletic		3149-1	12/79	153.1	157.8	157.8	5.3	0
Children's shoes and boots, except athletic		3149-3	12/79	164.5	165.5	165.4	1.0	-1
Infants' and babies' footwear		3149-4	12/79	179.6	179.9	179.9	.7	0
Athletic, except rubber sole/fabric upper		3149-5	12/79	143.3	143.3	143.3	2.9	0
Secondary products and miscellaneous receipts		3149-SM						
Secondary products		3149-S	12/79	159.5	164.5	164.5	8.4	0
Leather gloves and mittens	315		06/85	140.9	141.5	141.5	1.1	0
Leather gloves and mittens	3151		06/85	140.9	141.5	141.5	1.1	0
Primary products		3151-P	06/85	148.8	149.4	149.4	1.2	0
All leather dress and semidress gloves and mittens		3151-2	06/85	136.0	137.0	137.0	1.4	0
All leather dress and semidress gloves and mittens		3151-222	06/91	109.0	109.8	109.8	1.4	0
All leather work gloves and mittens		3151-7	06/85	153.3	153.7	153.7	1.1	0
All grain, excluding welders		3151-781	06/85	148.9	148.9	148.9	1.3	0
All split, excluding welders		3151-783	06/85	150.1	150.1	150.1	1.4	0
Leather, except all grain and all split, including welders		3151-789	06/85	171.1	173.0	173.0	.3	0
Secondary products and miscellaneous receipts		3151-SM						
Resales		3151-Z89	06/85	138.3	139.5	139.5	.9	0
Secondary products		3151-S	06/85	113.7	113.7	113.7	1.3	0
Luggage	316		12/84	124.6	124.6	124.6	.2	0
Luggage	3161		12/84	124.6	124.6	124.6	.2	0
Primary products		3161-P	12/84	125.1	125.1	125.1	.2	0
Hand luggage		3161-1	12/84	117.1	117.1	117.1	-3	0
Luggage other than hand luggage		3161-2	12/84	140.3	140.3	140.3	.6	0
Secondary products and miscellaneous receipts		3161-SM						
Miscellaneous receipts		3161-M	12/84	117.7	(³)	117.7	.8	(³)
Resales		3161-Z89	12/84	(³)	(³)	116.9	(³)	(³)
Secondary products		3161-S	12/84	127.3	127.3	127.3	0	0
Handbags and other personal leather goods	317		12/84	124.2	123.9	125.4	1.1	1.2
Women's and children's handbags and purses	3171		06/82	127.2	126.7	129.5	1.8	2.2
Primary products		3171-P	06/82	127.7	127.4	130.0	1.8	2.0
All or chiefly leather		3171-511	06/82	(³)	131.2	131.2	(³)	0
Other materials, except precious metals		3171-541	12/98	(³)	98.6	106.0	(³)	7.5
Secondary products and miscellaneous receipts		3171-SM						
Secondary products		3171-S	06/82	(³)	125.6	129.3	(³)	2.9

See footnotes at end of table.

**Table 5. Producer price indexes for the net output of selected industries and their products, not seasonally adjusted
—Continued**

Industry and product ¹	Industry code	Product code	Index base	Index			Percent change to Feb. 1999 from —	
				Oct. 1998 ²	Jan. 1999 ²	Feb. 1999 ²	Feb. 1998	Jan. 1999
Personal leather goods, except women's handbags and purses	3172		06/82	141.8	141.8	142.1	0.5	0.2
Primary products		3172-P	06/82	143.6	143.6	144.0	.5	.3
Billfolds, wallets, french purses and clutches		3172-511	06/82	144.4	144.4	144.4	0	0
Other personal goods		3172-598	12/98	(³)	100.0	100.4	(³)	.4
Secondary products and miscellaneous receipts		3172-SM						
Secondary products		3172-S	06/82	141.2	141.2	142.0	3.2	.6

See footnotes at end of table.

Table 5. Producer price indexes for the net output of selected industries and their products, not seasonally adjusted
—Continued

Industry and product ¹	Industry code	Product code	Index base	Index			Percent change to Feb. 1999 from —	
				Oct. 1996 ²	Jan. 1999 ²	Feb. 1999 ²	Feb. 1998	Jan. 1999
Leather goods, n.e.c.	319		06/85	141.0	141.6	141.5	0.6	-0.1
Leather goods, n.e.c.	3199		06/85	141.0	141.6	141.5	.6	-.1
Primary products		3199-P	06/85	144.9	145.6	145.5	.1	-.1
Leather goods, excluding industrial leather		3199-A	12/91	114.9	115.4	115.3	0	-.1
Saddlery and harness and accoutrements		3199-131	06/85	142.7	143.0	142.9	.1	-.1
Dog collars, leashes and other household pet accessories made of leather		3199-196	06/85	145.8	145.8	145.8	-2.1	0
Other leather goods		3199-197	06/85	136.0	137.5	137.1	1.3	-.3
Industrial leather		3199-B	12/91	123.7	124.6	124.6	.7	0
Industrial leather belting/industrial leather products		3199-191	06/85	174.1	175.4	175.4	.7	0
Secondary products and miscellaneous receipts		3199-SM						
Secondary products		3199-S	06/85	143.1	143.1	143.1	7.2	0
Stone, clay, glass, and concrete products	32		12/84	130.4	130.5	131.1	2.6	.5
Flat glass	321		12/80	97.9	90.9	91.0	-9.5	.1
Flat glass	3211		12/80	97.9	90.9	91.0	-9.5	.1
Primary products		3211-P	12/80	98.1	90.9	90.8	-9.8	-.1
Other flat glass, made from glass produced in the same establishment ..		3211-4	12/80	103.0	(³)	(³)	(³)	(³)
Raw flat glass or window glass (float, sheet and plate)		3211-5	12/80	100.2	91.4	(³)	(³)	(³)
Up to and including .107 inch		3211-512	12/80	90.5	(³)	(³)	(³)	(³)
.108 inch through .134 inch		3211-513	12/80	87.4	(³)	(³)	(³)	(³)
Over .200 inch		3211-515	12/94	(³)	(³)	(³)	(³)	(³)
Glass and glassware, pressed or blown	322		12/84	121.7	121.6	121.3	-.3	-.2
Glass containers	3221		06/82	123.9	124.4	123.7	-.1	-.6
Primary products		3221-P	06/82	124.3	124.9	124.1	-.1	-.6
Narrow neck and wide mouth containers, ex. food		3221-A	06/95	95.2	94.9	94.9	.2	0
Beverage containers		3221-1B	06/95	94.5	94.1	94.0	.2	-.1
Non-alcoholic beverage		3221-115	06/82	125.3	123.3	123.3	1.2	0
Food containers		3221-2	06/95	98.9	100.9	99.2	-.5	-1.7
Narrow neck food containers		3221-21	06/82	119.1	(³)	120.3	1.0	(³)
Wide mouth food containers		3221-22	07/95	97.7	97.7	(³)	(³)	(³)
Pressed and blown glass, n.e.c.	3229		06/83	129.7	128.9	128.9	-.8	0
Primary products		3229-P	06/83	130.6	129.8	129.8	-.8	0
Table, kitchen, art, and novelty glassware		3229-1	06/83	149.7	150.4	149.5	1.0	-.6
Machine made table, kitchen, art, and novelty glassware		3229-12	06/83	150.7	151.4	150.5	1.0	-.6
Tumblers (one piece excluding packers' tumblers)		3229-121	06/83	130.5	130.9	131.2	2.6	.2
Tableware		3229-123	06/83	157.4	158.4	158.3	1.2	-.1
Cookware, ovenware, kitchenware, and microwave oven glass		3229-125	06/83	154.8	154.8	(³)	(³)	(³)
Ornamental, decorative, and novelty glassware and smokers' accessories		3229-128	06/83	152.1	153.4	148.1	-2.6	-3.5
Handmade table, kitchen, art, and novelty glassware		3229-13	06/83	158.7	158.7	158.4	.4	-.2
Lighting and electronic glassware		3229-2	06/83	124.9	124.6	122.5	-1.4	-1.7
Machine-made lighting/electronic glassware		3229-2A	12/91	104.6	104.4	103.5	-.3	-.9
Bowls and enclosing globes (interior and exterior)		3229-224	12/91	110.6	110.0	110.0	1.1	0
T.V. tube blanks and parts; tubing, cane, and glass parts for electronic tubes and devices		3229-235	08/83	116.0	(³)	(³)	(³)	(³)
Transfers and shipments of partially fabricated lighting/electronic glassware		3229-2C	06/83	107.7	(³)	(³)	(³)	(³)
Glass fiber-textile type		3229-3	06/83	99.8	97.6	99.0	-3.0	1.4
Other pressed and blown glassware		3229-4	06/83	171.2	171.3	173.2	1.8	1.1
Machine-made glassware, n.e.c.		3229-4A	12/91	119.0	119.1	120.7	2.5	1.3
Other glassware		3229-428	12/91	118.6	118.6	(³)	(³)	(³)
Handmade glassware, n.e.c.		3229-4B	12/91	131.3	131.3	131.3	-1.8	0
Transfers and shipments of partially fabricated pressed and blown glassware, n.e.c.		3229-4C	12/91	113.4	113.4	113.4	.4	0
Secondary products and miscellaneous receipts		3229-SM						
Secondary products		3229-S	06/83	102.5	(³)	102.5	0	(³)
Products of purchased glass	323		06/83	127.8	127.9	127.7	.2	-.2
Products of purchased glass	3231		06/83	127.8	127.9	127.7	.2	-.2
Primary products		3231-P	06/83	127.5	127.5	127.3	.2	-.2
Laminated glass, including plate, float, and sheet		3231-3	06/83	102.1	102.4	101.9	.6	-.5
For construction and architectural uses		3231-321	06/87	95.5	97.9	95.9	1.4	-2.0
For automotive uses		3231-341	06/87	99.5	99.2	99.2	.1	0
OEM		3231-34101	06/87	94.5	94.5	94.5	-.3	0
Replacement		3231-34102	06/87	111.4	109.6	110.0	1.9	.4
For other uses		3231-369	06/94	106.6	106.6	106.2	1.5	-.4
Mirrors, plate and float (decorated or undecorated)		3231-5	06/83	141.6	140.7	140.4	.1	-.2
Framed mirrors		3231-521	06/83	168.0	168.0	168.0	0	0
Unframed mirrors		3231-541	06/83	134.5	132.0	131.4	.7	-.5
Automotive mirrors		3231-571	06/83	118.2	(³)	(³)	(³)	(³)

See footnotes at end of table.

Table 5. Producer price indexes for the net output of selected industries and their products, not seasonally adjusted
—Continued

Industry and product ¹	Industry code	Product code	Index base	Index			Percent change to Feb. 1999 from —	
				Oct. 1998 ²	Jan. 1999 ²	Feb. 1999 ²	Feb. 1998	Jan. 1999
Products of purchased glass—Continued								
Pressed and blown glassware, made from glass purchased or transferred from other establishment		3231-7	06/83	144.1	144.2	144.3	0.4	0.1
Consumer glassware		3231-711	06/83	146.5	146.5	146.5	0	0
Machine made		3231-71103	06/87	123.1	123.1	123.1	0	0
Other glassware, including scientific, laboratory, industrial, etc.		3231-751	06/83	161.1	161.3	161.7	1.7	.2
Other glass products, made from glass purchased or transferred from other establishments		3231-8	06/83	119.9	119.9	119.8	-.1	-.1
Stained, leaded, and faceted glass and colored glass slabs		3231-821	06/83	157.1	(³)	157.1	2.2	(³)
Multiple-glazed, sealed insulating glass units		3231-871	06/83	123.4	123.4	123.4	1.9	0
Tempered glass		3231-88	06/87	96.4	96.5	96.3	-.9	-.2
For automotive use		3231-881	06/83	112.2	112.3	112.2	-2.2	-1
OEM		3231-88104	06/87	89.3	89.4	89.3	-3.8	-1
Replacement		3231-88105	06/87	150.0	150.0	150.0	3.2	0
For construction and architectural use		3231-883	06/83	93.7	93.7	93.4	.9	-.3
For other uses		3231-889	06/83	147.5	147.5	147.7	.7	.1
Other flat glass products		3231-898	06/83	170.2	170.2	170.2	1.2	0
Secondary products and miscellaneous receipts		3231-SM						
Miscellaneous receipts		3231-M	12/83	135.9	138.6	139.3	1.0	.5
Resales		3231-Z89	12/83	105.7	108.9	109.8	1.6	.8
Secondary products		3231-S	06/83	123.1	123.1	120.5	-2.4	-2.1
Plastic products, N.E.C.		3089-S	06/94	101.0	(³)	(³)	(³)	(³)
Hydraulic cement	324		06/82	146.4	147.4	147.6	5.7	.1
Hydraulic cement	3241		06/82	146.4	147.4	147.6	5.7	.1
Primary products		3241-P	06/82	146.4	147.3	147.5	5.7	.1
Cement, including portland cements and other cements (masonry, lime, etc.)		3241-3	06/89	144.7	145.7	145.9	5.7	.1
Northeast region		3241-322	06/89	121.6	120.5	119.8	5.4	-.6
North Central region		3241-323	06/89	145.8	146.2	146.2	3.0	0
East North Central division, including portland cements and other cements (masonry, lime, etc.)		3241-3231	06/89	138.0	138.0	138.0	3.4	0
West North Central division, including portland cements and other cements (masonry, lime, etc.)		3241-3232	06/89	156.4	157.2	157.3	2.6	.1
South region		3241-324	06/89	171.5	173.7	173.8	7.5	.1
South Atlantic division, including portland cements and other cements (masonry, lime, etc.)		3241-3241	06/89	145.8	148.4	150.2	6.0	1.2
East South Central division, including portland cements and other cements (mason)		3241-3242	06/89	161.2	160.7	158.9	2.6	-1.1
West South Central division, including portland cements and other cements (masonry, lime, etc.)		3241-3243	06/89	200.3	203.8	203.0	11.6	-.4
West region		3241-325	06/89	118.5	119.7	120.9	6.3	1.0
Structural clay products	325		12/84	129.3	130.1	130.3	1.2	.2
Brick and structural clay tile	3251		12/84	134.4	135.2	135.5	1.9	.2
Primary products		3251-P	12/84	136.4	137.2	137.5	2.0	.2
Brick, except ceramic glazed and refractory		3251-1	12/84	136.7	137.6	137.7	1.9	.1
Building or common, and face brick		3251-111	12/84	137.0	137.8	138.0	2.0	.1
Building or common brick		3251-11101	12/84	146.4	146.8	147.3	1.0	.3
Face brick		3251-11102	12/84	134.5	135.5	135.6	2.3	.1
Other brick (paving, floor, and sewer)		3251-119	12/84	125.1	125.1	125.7	.5	.5
Ceramic wall and floor tile	3253		06/85	112.6	113.8	113.8	.3	0
Primary products		3253-P	06/85	115.2	116.6	116.6	.2	0
Clay floor and wall tile including quarry tile		3253-1	06/85	115.2	116.6	116.6	.2	0
Quarry tile		3253-12	06/85	104.9	104.9	104.9	0	0
Glazed wall tile		3253-13	06/85	116.5	116.4	116.4	-1.5	0
Clay refractories	3255		12/85	130.1	130.5	130.8	.8	.2
Primary products		3255-P	12/85	130.6	131.1	131.4	.5	.2
Bricks and shapes		3255-1	12/85	127.6	126.5	127.2	-1.3	.6
Fireclay (including semisilica) brick and clay except superduty		3255-111	12/85	133.9	(³)	(³)	(³)	(³)
High alumina inc. high alumina ladle brick, 50% alumina and over		3255-113	12/85	122.9	(³)	(³)	(³)	(³)
Unshaped clay refractories		3255-2	12/85	134.6	134.6	134.6	2.0	0
Castable refractories (hydraulic setting)		3255-3	12/85	132.0	(³)	(³)	(³)	(³)
Castable refractories, less than 50% alumina		3255-311	12/85	125.7	(³)	(³)	(³)	(³)
High alumina castable refractories		3255-312	12/85	135.8	(³)	(³)	(³)	(³)
Structural clay products, n.e.c.	3259		12/85	125.4	126.9	126.9	1.4	0
Primary products		3259-P	12/85	127.6	129.2	129.2	1.5	0
Vitrified clay sewer pipe and fittings		3259-1	12/85	126.5	126.5	126.5	0	0
Other structural clay products, n.e.c.		3259-2	12/85	116.4	118.6	118.6	2.3	0
Other structural clay products incl terra cotta, drain and flue tile, conduit and adobe		3259-298	12/85	127.3	131.1	131.1	3.6	0
Pottery and related products	326		12/84	133.3	133.7	137.1	2.5	2.5

See footnotes at end of table.

**Table 5. Producer price indexes for the net output of selected industries and their products, not seasonally adjusted
—Continued**

Industry and product ¹	Industry code	Product code	Index base	Index			Percent change to Feb. 1999 from —	
				Oct. 1998 ²	Jan. 1999 ²	Feb. 1999 ²	Feb. 1998	Jan. 1999
Vitreous plumbing fixtures	3261		06/85	118.5	118.8	119.5	0.3	0.6
Primary products		3261-P	06/85	114.5	114.4	115.2	.3	.7
Plumbing fixtures		3261-1	06/85	114.3	114.2	115.0	.3	.7
Lavatories, china and earthenware		3261-111	06/85	98.1	95.9	95.5	-3.5	-4
Water closet bowls		3261-121	06/85	130.3	130.7	131.7	1.4	.8
Flush tanks		3261-131	06/85	96.9	97.4	99.0	.4	1.6
Other china plumbing fixtures incl drinking fountains, sinks, bidets, etc.		3261-151	06/85	138.3	(³)	138.5	2.7	(³)
China and earthenware plumbing fixture accessories and fittings		3261-2	06/85	115.5	115.5	115.5	0	0
China and earthenware plumbing fixture accessories and fittings		3261-211	06/85	115.5	115.5	115.5	0	0
Secondary products and miscellaneous receipts		3261-SM						
Secondary products		3261-S	06/85	124.9	128.6	127.5	.2	-9
Vitreous china food utensils	3262		12/83	159.9	164.2	160.2	.3	-2.4
Primary products		3262-P	12/83	158.1	162.7	158.5	.4	-2.6
Vitreous china and porcelain table and kitchen articles		3262-1						
Table and kitchenware		3262-12	06/91	121.2	124.7	121.4	.3	-2.6
Household		3262-122	06/91	116.4	127.5	116.2	-.1	-8.9
Hotel or commercial		3262-123	06/91	123.1	123.5	123.5	.5	0
Secondary products and miscellaneous receipts		3262-SM						
Secondary products		3262-S	12/83	164.7	164.7	164.7	-.2	0
Porcelain electrical supplies	3264		12/85	131.8	131.4	141.9	6.8	8.0
Primary products		3264-P	12/85	131.1	130.7	142.1	7.4	8.7
Advanced ceramic materials		3264-3	06/91	108.5	107.8	107.9	-2.5	.1
Ferrites (including electronic applications)		3264-32	06/91	104.7	102.3	103.2	-8.1	.9
Other ferrites, including electronic applications		3264-322	06/91	113.1	110.6	110.6	-2.2	0
Alumina materials for electronic applications		3264-33	12/85	114.5	114.9	114.9	2.4	0
Beryllia, titanate, and other ceramic components, n.e.c.		3264-34	12/85	119.6	(³)	119.6	1.0	(³)
Secondary products and miscellaneous receipts		3264-SM						
Secondary products		3264-S	12/85	140.3	139.8	140.0	.1	.1
Pottery products, n.e.c., including earthenware (semivitreous) table and kitchen	3268		12/83	142.3	142.7	142.8	.7	.1
Primary products		3268-P	12/83	152.7	152.9	153.0	.7	.1
Art, decorative and novelty pottery		3268-1	12/83	146.7	147.0	147.3	.4	.2
China and porcelain		3268-111	12/83	140.9	141.1	141.1	.1	0
Earthenware and stoneware		3268-131	12/83	149.0	149.5	150.1	.7	.4
Stoneware and earthenware (semivitreous) table and kitchen articles		3268-2	12/83	159.1	161.4	159.3	-.4	-1.3
Other pottery products, n.e.c.		3268-3	12/83	169.3	168.3	169.3	1.5	.6
All other pottery products, including pyrometric cones, veritas rings etc.		3268-315	12/83	163.8	163.8	(³)	(³)	(³)
Secondary products and miscellaneous receipts		3268-SM						
Secondary products		3268-S	06/91	119.2	121.6	121.6	2.0	0
Concrete, gypsum, and plaster products	327		12/84	136.1	136.7	137.6	4.2	.7
Concrete block and brick	3271		06/81	149.0	149.1	149.1	1.9	0
Primary products		3271-P	06/81	154.2	154.4	154.5	1.6	.1
Concrete block and concrete brick		3271-1	06/81	154.2	154.4	154.5	1.6	.1
Concrete block: light, medium, and normal (excluding decorative and paving)		3271-11	06/81	155.9	155.9	156.0	1.3	.1
Lightweight concrete block less than 105 lbs./cf dry weight		3271-111	06/81	157.6	157.2	157.7	.6	.3
Medium weight concrete block, from 105 lbs. but < 125 lbs./cf dry weight		3271-115	06/81	153.4	154.6	154.2	2.6	-.3
Normal weight concrete block, 125 lbs or more/cf dry weight		3271-117	06/81	155.0	155.0	155.0	1.7	0
Decorative block (such as screen block, split block, slump block, shadowal block, etc.)		3271-121	06/81	141.9	141.9	142.1	3.2	.1
Concrete brick		3271-151	06/81	154.7	154.8	155.7	4.6	.6
Paving blocks		3271-161	06/81	142.0	143.6	143.5	1.1	-.1
Secondary products and miscellaneous receipts		3271-SM						
Miscellaneous receipts		3271-M	06/81	126.4	126.0	125.9	3.3	-.1
Resales		3271-Z89	06/81	124.7	124.2	124.2	3.5	0
Secondary products		3271-S	06/81	152.5	152.9	152.9	.7	0
Concrete products	3272		12/79	158.1	159.1	159.4	3.2	.2
Primary products		3272-P	12/79	154.0	154.7	154.9	3.1	.1
Concrete pipe		3272-1	12/79	140.7	141.6	141.6	3.9	0
Concrete pressure pipe		3272-13	12/86	(³)	110.8	(³)	(³)	(³)
Culvert and storm sewer pipe		3272-16	12/80	122.1	123.0	122.9	2.5	-.1
Reinforced		3272-161	12/79	128.1	129.1	128.9	2.6	-.2
Nonreinforced		3272-162	12/79	216.4	216.4	(³)	(³)	(³)
Sanitary sewer pipe		3272-17	12/80	158.5	158.5	159.7	2.5	.8
Reinforced		3272-171	12/79	172.9	172.9	174.3	2.5	.8
Precast concrete products		3272-2	12/79	170.0	171.2	171.7	2.6	.3
Slabs and tile		3272-213	07/85	126.1	126.8	126.8	.6	0
Joists and beams		3272-217	06/94	133.6	133.6	133.6	1.3	0
Wall panels		3272-223	11/84	147.6	149.0	149.0	4.2	0
Pillings, posts and poles		3272-225	06/94	103.4	103.4	103.4	0	0

See footnotes at end of table.

Table 5. Producer price indexes for the net output of selected industries and their products, not seasonally adjusted
—Continued

Industry and product ¹	Industry code	Product code	Index base	Index			Percent change to Feb. 1999 from —	
				Oct. 1998 ²	Jan. 1999 ²	Feb. 1999 ²	Feb. 1998	Jan. 1999
Concrete products—Continued								
Prefabricated building systems, primarily concrete, sold as complete units		3272-228	06/94	106.8	(³)	(³)	(³)	(³)
Other precast concrete construction or building products		3272-229	06/94	109.8	109.8	109.8	2.2	0
Burial vaults and boxes		3272-234	12/79	180.4	182.3	185.2	3.0	1.6
Concrete septic tanks		3272-261	12/79	186.8	187.6	188.3	4.7	.4
Other precast concrete products		3272-281	12/79	164.9	165.0	165.0	1.6	0
Prestressed concrete products, excluding pipe		3272-3	12/79	150.6	150.6	150.6	4.4	0
Tees and channels		3272-311	12/79	143.6	143.8	143.8	6.7	0
Pilings, bearing and sheet piles		3272-323	06/94	123.2	126.2	126.5	8.2	.2
Concrete bridge beams		3272-325	12/79	130.0	127.9	127.9	.6	0
Joists, girders and beams		3272-327	06/94	116.0	117.6	117.1	4.2	-.4
Solid and hollow cored panels		3272-331	12/79	174.4	174.7	174.8	4.2	.1
Other prestressed concrete products, excluding pipes		3272-398	06/94	118.1	118.1	118.1	5.0	0
Dry mixed concrete materials		3272-5	12/79	155.9	155.9	155.9	1.0	0
Secondary products and miscellaneous receipts		3272-SM						
Miscellaneous receipts		3272-M	12/79	204.2	208.9	211.2	3.4	1.1
Contract work and other miscellaneous receipts		3272-XY9	12/79	379.5	390.6	390.6	2.9	0
Resales		3272-Z89	12/79	136.6	139.4	141.5	3.6	1.5
Secondary products		3272-S	12/79	189.0	192.0	192.0	1.9	0
Ready-mixed concrete	3273		06/81	143.7	144.2	144.9	4.1	.5
Primary products		3273-P	06/81	142.2	143.1	143.8	4.4	.5
Ready-mixed concrete		3273-111	06/81	142.2	143.1	143.8	4.4	.5
Northeast region ready-mixed concrete		3273-111A	12/87	115.7	115.8	115.8	5.3	0
North Central region ready-mixed concrete		3273-111B	12/87	126.7	127.1	127.2	2.9	.1
East North Central ready-mixed concrete		3273-11103	12/87	132.3	132.8	132.8	3.5	0
West North Central ready-mixed concrete		3273-11104	12/87	117.1	117.3	117.6	1.6	.3
Southern region ready-mixed concrete		3273-111C	12/87	140.4	141.8	142.5	3.9	.5
South Atlantic ready-mixed concrete		3273-11105	12/87	135.7	137.8	139.2	1.2	1.0
West South Central ready-mixed concrete		3273-11106	12/87	149.4	150.2	150.1	10.8	-.1
East South Central ready-mixed concrete		3273-11107	12/87	141.7	141.8	141.8	.6	0
Western region ready-mixed concrete		3273-111D	12/87	127.3	128.1	129.7	6.3	1.2
Mountain ready-mixed concrete		3273-11108	12/87	133.2	133.2	137.7	9.4	3.4
Pacific ready-mixed concrete		3273-11109	12/87	124.1	125.3	125.2	4.4	-.1
Secondary products and miscellaneous receipts		3273-SM						
Miscellaneous receipts		3273-M	06/81	145.8	141.6	141.6	-1.6	0
Resales		3273-Z89	06/81	132.7	132.7	132.7	1.9	0
Secondary products		3273-S	06/81	162.8	162.8	162.9	4.1	.1
Lime	3274		12/85	120.2	120.3	120.3	-.4	0
Primary products		3274-P	12/85	121.5	121.5	121.5	-.7	0
Quicklime		3274-111	12/85	120.5	120.4	120.4	-1.3	0
Hydrated lime		3274-151	12/85	126.0	126.5	126.6	2.4	.1
Dead-burned dolomite		3274-171	12/85	108.9	108.9	(³)	(³)	(³)
Secondary products and miscellaneous receipts		3274-SM						
Secondary products		3274-S	08/92	105.8	106.5	106.5	1.2	0
Gypsum products	3275		06/81	170.8	172.2	176.8	10.3	2.7
Primary products		3275-P	06/81	175.5	177.0	182.1	11.0	2.9
Gypsum building materials		3275-5	12/93	158.5	159.9	164.5	11.0	2.9
Plaster building boards and laths		3275-51	12/93	162.5	163.4	168.4	12.1	3.1
Building boards		3275-511	12/94	125.2	125.9	129.8	12.2	3.1
Regular gypsum boards		3275-5111	12/93	173.0	173.1	179.6	12.7	3.8
1/2 inch gypsumboard		3275-51111	06/81	173.6	174.6	179.6	12.6	2.9
Building boards excl. regular gypsumboard		3275-5112	12/93	155.9	158.3	160.9	11.0	1.6
Type X gypsumboard		3275-51121	06/81	170.5	172.0	176.2	11.7	2.4
Secondary products and miscellaneous receipts		3275-SM						
Secondary products		3275-S						
Cut stone and stone products	328		12/84	142.5	142.9	142.7	2.4	-.1
Cut stone and stone products	3281		12/84	142.5	142.9	142.7	2.4	-.1
Primary products		3281-P	12/84	140.0	140.2	140.2	2.1	0
Dressed dimension granite, including gneiss, syenite, diorite, and cut granite		3281-1	12/84	135.4	135.6	135.6	2.3	.0
Building stone		3281-113	12/84	98.8	98.8	98.8	0	0
Monumental stone		3281-135	12/84	160.5	161.0	161.1	4.1	.1
Other granite products such as paving blocks and curbing		3281-198	12/84	107.7	107.7	107.7	2.2	0
Dressed dimension marble and other stone		3281-3	12/84	147.2	147.2	147.2	2.9	0
Building stone, monumental stone, and other marble products		3281-337	12/84	149.3	149.3	149.4	4.8	.1
Other marble products		3281-33717	12/93	98.4	98.4	98.4	-2.2	0
Other stone, such as slate, sandstone, gabbro, basalt, and other dressed stone products		3281-398	12/84	145.7	145.7	145.7	0	0
Abrasives, asbestos, and miscellaneous nonmetallic mineral products	329		12/84	129.3	129.5	130.5	4.1	.8
Abrasive products	3291		12/80	167.6	167.0	166.7	-.3	-.2

See footnotes at end of table.

Table 5. Producer price indexes for the net output of selected industries and their products, not seasonally adjusted
—Continued

Industry and product ¹	Industry code	Product code	Index base	Index			Percent change to Feb. 1999 from —	
				Oct. 1998 ²	Jan. 1999 ²	Feb. 1999 ²	Feb. 1998	Jan. 1999
Abrasive products—Continued								
Primary products		3291-P	12/80	163.3	162.4	162.2	-0.6	-0.1
Nonmetallic sized grains, powders, and flour abrasives		3291-5	06/87	117.1	108.5	108.5	-9.8	0
Synthetic nonmetallic sized grains, powders, and flour abrasives		3291-5A	06/87	116.6	108.1	108.1	-9.8	0
Aluminum oxide		3291-519	12/80	96.3	89.2	89.2	-11.1	0
Nonmetallic abrasive products (including diamond abrasives)		3291-6	12/80	163.5	163.5	163.5	.2	0
Resinoid and shellac bond		3291-6A	06/87	138.6	138.6	138.7	.6	.1
Reinforced		3291-637	12/80	187.5	187.5	187.8	1.1	.2
Non-reinforced		3291-642	12/80	172.2	172.2	172.2	0	0
Vitrified bond		3291-631	12/80	173.9	173.9	173.9	0	0
Rubber bond		3291-644	12/80	200.8	200.8	200.8	0	0
Diamond wheels		3291-671	06/87	119.3	119.3	119.3	0	0
Nonmetallic coated abrasive products, buffing wheels, polishing wheels, and laps		3291-7	12/80	205.0	208.3	208.1	3.7	-.1
Cloth (all bonds)		3291-71	06/87	153.7	154.2	154.1	2.9	-.1
Resin and waterproof bond		3291-715	06/87	153.7	154.2	154.2	3.1	0
Belts		3291-71501	12/80	208.7	210.4	210.4	5.3	0
Other shapes		3291-71502	12/80	250.7	250.7	250.7	1.5	0
Paper-glue bond		3291-721	06/87	141.8	(³)	(³)	(³)	(³)
Other(including paper-cloth, vulcanized fiber-cloth combination)		3291-740	12/94	108.3	112.0	111.5	5.3	-.4
Buffing and polishing wheels and laps (cloth, leather, felt, and other materials)		3291-771	12/80	150.1	150.1	150.1	0	0
Metal abrasives (including scouring pads)		3291-8	12/80	138.8	134.2	133.4	-10.9	-.6
Steel wool		3291-831	12/80	166.0	166.0	166.0	2.8	0
Other metal abrasives and scouring pads (including metal pads with soap)		3291-891	12/80	137.5	137.1	(³)	(³)	(³)
Minerals and earths ground or treated								
Primary products	3295	3295-P	06/85	128.8	129.3	130.0	1.2	.5
Minerals and earths, ground or treated		3295-1	06/85	127.6	128.1	129.0	1.4	.7
Lightweight aggregate, expanded clay, slag, perlite, haydite, pumice and diatomaceous earth		3295-111	06/85	125.5	126.0	126.4	1.2	.3
Slag, including crushed and ground		3295-131	06/85	123.4	124.4	124.4	1.2	0
Clays, artificially activated with acid or other materials		3295-185	07/85	97.4	97.0	97.0	-1.6	0
Other minerals and earths, ground or treated, incl. feldspar, roof granules and barite		3295-198	06/85	135.8	136.0	137.4	1.3	1.0
Mineral wool								
Primary products	3296	3296-P	12/81	129.4	130.3	132.9	12.8	2.0
Mineral wool for structural insulation		3296-1	12/81	127.5	128.4	131.1	13.3	2.1
Loose fiber and granulated fiber		3296-111	12/81	91.1	92.2	92.9	8.5	.8
Building batts, blankets, and rolls		3296-135	12/81	130.2	131.3	136.7	26.6	4.1
R-19.0 or over		3296-13531	05/82	118.1	120.0	124.8	31.1	4.0
R-18.9 or less		3296-13537	12/81	123.3	123.1	128.3	20.1	4.2
Acoustical		3296-161	12/81	93.9	94.2	94.5	5.2	.3
Other mineral wool for structural insulation, including insulating board		3296-198	12/81	124.5	129.0	132.3	12.4	2.6
Mineral wool for industrial, equipment, and appliance insulation		3296-2	12/81	141.6	141.6	142.4	3.3	.6
Blankets (flexible) including fabricated pieces, rolls, and batts		3296-235	12/81	156.8	159.8	162.6	11.6	1.8
Molded insulation (such as special automotive, appliance, and aerospace items)		3296-245	12/97	102.1	101.7	102.4	3.0	.7
Other mineral wool for industrial equipment, and appliance insulation		3296-299	12/97	100.0	99.8	99.7	-.8	-.1
Miscellaneous receipts		3296-M	03/88	159.1	159.1	159.1	14.5	0
Secondary products		3296-S	12/81	155.9	(³)	155.9	1.4	(³)
Nonclay refractories								
Primary products	3297	3297-P	12/85	125.2	124.8	125.1	-.2	.2
Bricks and shapes		3297-1	12/85	126.5	126.2	126.5	-.2	.2
Silica bricks and shapes		3297-111	12/85	123.0	122.4	122.9	-.4	.4
Magnesite and magnesite-chrome bricks and shapes		3297-112	12/85	94.2	94.2	94.2	0	0
Mullite bricks and shapes, made predominantly of fused or synthetic mullite		3297-115	12/85	116.5	114.3	114.9	-3	.5
Extra-high alumina bricks & shapes, made predominantly of fused and synthetic aluminas		3297-116	08/92	106.2	106.2	106.2	-12.6	0
Silicon carbide bricks and shapes, made predominantly of silicon carbide, except kiln furnitur		3297-118	12/85	133.6	(³)	133.6	0	(³)
Zircon and zirconia bricks and shapes, made predominantly of either of these materials		3297-119	07/92	107.4	107.4	107.4	0	0
All other bricks and shapes, including dolomite, dolomite-magnesite and carbon refractories		3297-121	01/91	125.2	(³)	(³)	(³)	(³)
Castables (hydraulic setting)		3297-3	12/85	129.3	129.5	130.8	.2	1.0
Plastic refractories & ramming mixes, wet & dry, and castables of nonhydraulic setting type		3297-4	12/85	135.9	135.9	135.9	1.3	0
Gunning mixes, basic and other		3297-5	12/85	152.6	152.6	152.6	0	0
Other nonclay refractory materials in lump or ground form		3297-6	12/85	110.1	110.1	110.1	-.5	0
Domestic ship. for direct use by customers as finished refractories, and all exported material		3297-611	12/85	121.5	121.5	121.5	.2	0
Ceramic refractory fibers		3297-7	12/85	123.3	123.3	123.3	.2	0
Secondary products and miscellaneous receipts		3297-SM	06/92	124.6	124.6	124.6	0	0
Secondary products		3297-S	12/85	124.2	123.6	123.9	.1	.2

See footnotes at end of table.

Table 5. Producer price indexes for the net output of selected industries and their products, not seasonally adjusted
—Continued

Industry and product ¹	Industry code	Product code	Index base	Index			Percent change to Feb. 1999 from —	
				Oct. 1998 ²	Jan. 1999 ²	Feb. 1999 ²	Feb. 1998	Jan. 1999
Nonmetallic mineral products, n.e.c.	3299		12/85	121.1	121.2	121.2	-0.5	0
Primary products		3299-P	12/85	118.9	119.0	119.0	-.5	0
Statuary and art goods (factory made)		3299-2	12/85	140.2	140.2	140.2	0	0
Other nonmetallic mineral products		3299-3	12/85	109.8	109.9	109.9	-.8	0
Secondary products and miscellaneous receipts		3299-SM						
Secondary products		3299-S	12/85	142.5	142.5	142.5	0	0
Primary metal industries	33		12/84	119.1	116.3	115.4	-6.2	-8
Blast furnaces, steel works, and rolling and finishing mills	331		12/84	108.2	104.4	103.3	-7.6	-1.1
Blast furnaces and steel mills	3312		06/82	109.1	105.0	103.7	-8.4	-1.2
Primary products		3312-P	06/82	108.9	104.8	103.4	-8.5	-1.3
Coke oven and blast furnace products		3312-1	06/82	95.2	94.8	92.0	-3.4	-3.0
Steel ingots and semifinished shapes and forms		3312-2	06/82	104.1	99.1	99.2	-13.8	.1
Ingot and semifinished products (including wire rod), carbon		3312-216	06/97	93.3	86.7	87.5	-17.0	.9
Wire rods, carbon		3312-21611	12/97	81.5	80.2	80.2	-18.4	0
Ingot and semifinished products other than wire rod, carbon		3312-21612	12/97	96.7	83.8	85.5	-15.2	2.0
H.r. sheet and strip (incl. metallic coated and electrical)		3312-3	06/82	115.4	112.2	111.2	-7.7	-.9
Sheets, h.r., carbon		3312-311	06/82	106.3	102.5	100.9	-11.4	-1.6
Sheets and strip, hot dipped galvanized, carbon		3312-313	06/82	125.8	119.6	117.4	-8.1	-1.8
Sheets and strip, electrolytic galvanized, carbon		3312-315	06/82	111.1	116.5	116.4	-5.4	-.1
Tinplate		3312-326	06/82	142.3	144.6	143.7	-2.0	-.6
Other tin mill products		3312-329	06/97	96.9	100.0	97.9	-1.7	-2.1
Hot rolled bars, plates and structural shapes		3312-4	06/82	111.0	105.2	102.9	-9.1	-2.2
Plates, carbon		3312-412	12/89	102.4	96.2	91.9	-11.0	-4.5
Bars, h.r., carbon		3312-422	06/82	119.7	110.9	110.3	-8.2	-.5
Bars, light structurals, carbon		3312-424	06/82	132.5	118.5	117.6	-9.8	-.8
Concrete reinforcing bars, carbon		3312-425	06/82	119.0	111.4	108.0	-12.6	-3.1
Bars, h.r. (including light structurals), alloy		3312-441	06/82	125.5	119.9	120.1	-7.0	.2
Other hot rolled bars, plates, and structural shapes, carbon and alloy		3312-445	06/97	104.6	(³)	100.6	-5.1	(³)
Plates and structural shapes, stainless		3312-45	06/82	107.1	105.3	107.8	-2.4	2.4
Bars, h.r., stainless		3312-461	06/82	110.9	105.5	104.7	-14.9	-.8
Steel wire		3312-5	06/82	109.1	106.3	108.2	-.8	1.8
Steel pipe and tubes		3312-6	06/82	98.8	(³)	85.5	-17.3	(³)
Pipe and oil country tubular goods, carbon		3312-6A	06/82	83.0	(³)	75.0	-18.8	(³)
Cold rolled sheets and strip (excl metallic coated and electrical)		3312-7	06/82	112.5	109.9	108.7	-8.1	-1.1
Sheet and strip, c.r., carbon		3312-71	12/89	99.4	96.2	94.5	-7.3	-1.8
Sheet, c.r., carbon		3312-711	06/82	120.3	117.8	115.6	-5.8	-1.9
Sheet and strip, c.r., stainless		3312-75	12/89	71.3	(³)	73.3	-2.0	(³)
Cold finished bars		3312-8	06/82	102.0	98.4	97.6	-5.8	-.8
Secondary products and miscellaneous receipts		3312-SM						
Electrometallurgical products	3313		06/83	169.0	153.2	152.9	-11.9	-.2
Primary products		3313-P	06/83	172.1	156.6	156.1	-11.3	-.3
Ferroalloys		3313-5	06/96	105.2	94.3	93.8	-12.4	-.5
Ferrosilicon		3313-511	06/83	164.4	(³)	(³)	(³)	(³)
Other ferroalloys		3313-515	06/96	113.1	93.4	94.5	-18.3	1.2
Other ferroalloys		3313-51518	12/88	81.7	79.5	79.1	-5.3	-.5
Other electrometallurgical products		3313-6	06/96	95.6	90.5	90.6	-8.6	.1
Steel wire and related products - mfpm	3315		06/82	125.4	123.7	123.2	-1.8	-.4
Primary products		3315-P	06/82	123.0	121.1	120.9	-1.7	-.2
Noninsulated ferrous wire rope, cable and strand		3315-1	06/82	158.9	157.9	158.0	1.0	.1
Steel nails and spikes		3315-2	06/82	120.7	121.6	121.6	.7	0
Steel wire		3315-5	06/82	105.2	102.1	102.0	-5.0	-.1
Carbon wire		3315-5A	06/82	105.7	102.3	102.2	-5.4	-.1
Stainless wire		3315-5C	06/82	126.1	124.6	124.3	-2.5	-.2
Steel fencing and fence gates		3315-6	06/82	127.6	128.4	126.6	-.8	-1.4
Other fabricated ferrous wire products		3315-9	06/82	127.4	124.7	124.5	.9	-.2
Secondary products and miscellaneous receipts		3315-SM						
Secondary products		3315-S	06/82	145.3	145.3	141.0	-3.0	-3.0
Cold finishing of steel shapes - mfpm	3316		06/82	112.3	110.2	109.9	-6.0	-.3
Primary products		3316-P	06/82	109.1	107.7	107.5	-5.2	-.2
Cold rolled sheets and strip		3316-7	06/82	116.1	114.7	114.7	-6.3	0
Sheets and strip, c.r., carbon		3316-71	12/89	98.1	96.5	96.4	-7.9	-.1
Strip, c.r., carbon		3316-715	06/82	116.0	112.3	112.3	-4.4	0
Sheets and strip, c.r., stainless		3316-75	12/89	82.8	83.9	83.9	-.7	0
Cold finished bars		3316-8	06/82	100.6	99.2	98.5	-2.2	-.7
Secondary products and miscellaneous receipts		3316-SM						
Secondary products		3316-S	06/82	92.4	88.6	88.3	-9.2	-.3
Steel pipe and tubes - mfpm	3317		06/82	132.2	126.3	124.8	-7.4	-1.2
Primary products		3317-P	06/82	132.5	126.1	124.3	-8.1	-1.4
Steel pipe and tubes		3317-6	06/82	132.5	126.1	124.3	-8.1	-1.4
Pipe and oil country tubular goods, carbon		3317-6A	06/82	146.6	133.9	130.4	-12.0	-2.6
Pressure tubing, carbon		3317-6B	06/82	110.6	107.9	107.2	-.8	-.6

See footnotes at end of table.

Table 5. Producer price indexes for the net output of selected industries and their products, not seasonally adjusted
—Continued

Industry and product ¹	Industry code	Product code	Index base	Index			Percent change to Feb. 1999 from —	
				Oct. 1998 ²	Jan. 1999 ²	Feb. 1999 ²	Feb. 1998	Jan. 1999
Steel pipe and tubes - mfr—Continued								
Mechanical tubing, carbon		3317-6C	06/82	132.6	130.3	129.3	-4.2	-0.8
Structural pipe and tubing, carbon		3317-6D	06/82	116.8	113.2	108.6	-9.3	-4.1
Pipe and tubing, alloy		3317-6E	06/82	143.5	141.1	140.5	-4.9	-4
Pressure tubing, stainless		3317-6F	06/82	94.0	(³)	90.6	-13.2	(³)
Mechanical tubing, stainless		3317-6G	06/82	118.6	(³)	(³)	(³)	(³)
Other pipe and tubing (incl. standard pipe), stainless		3317-6H	06/82	113.0	111.1	111.8	-4.0	.6
Miscellaneous receipts		3317-M	06/97	100.1	100.1	99.6	-.1	-5
Contract work and other miscellaneous receipts		3317-XY9	06/97	102.9	102.9	100.7	-7	-2.1
Secondary products		3317-S	06/82	131.5	129.9	134.0	-2	3.2
Iron and steel foundries	332		12/84	129.7	130.1	130.2	.5	.1
Gray iron foundries	3321		12/80	143.6	144.1	144.2	.6	.1
Primary products		3321-P	12/80	142.9	143.4	143.5	.7	.1
Cast iron pressure and soil pipe and fittings		3321-1	12/80	158.1	160.7	160.6	1.8	-.1
Pressure pipe and fittings, ductile iron		3321-111	12/80	135.4	135.4	135.4	.4	0
Pressure pipe, ductile iron		3321-11101	06/86	116.8	116.8	116.8	.4	0
Pressure pipe fittings, ductile iron		3321-11102	06/86	201.1	201.1	201.1	.1	0
Pressure pipe and fittings, gray iron		3321-121	12/80	170.9	171.7	170.3	-.4	-.8
Pressure pipe fittings, gray iron		3321-12102	06/86	148.7	149.4	148.2	-.3	-.8
Other ductile iron castings		3321-2	06/86	111.6	111.7	111.6	-.2	-.1
Automotive uses		3321-222	06/86	110.7	110.8	110.6	-.5	-.2
Passenger cars		3321-22201	12/80	131.0	130.9	130.7	-.5	-.2
All other automotive uses		3321-22202	12/80	113.8	114.2	114.0	-.3	-.2
Construction and utility uses		3321-224	06/93	115.7	115.7	115.7	0	0
Valve uses		3321-231	06/86	135.1	135.1	135.7	1.4	.4
Machinery uses		3321-233	06/86	118.6	118.5	118.5	-.2	0
All other uses		3321-239	06/86	112.6	112.7	112.9	.2	.2
Other gray iron castings		3321-4	06/86	124.2	124.3	124.5	.7	.2
Automotive uses		3321-439	06/86	119.4	119.6	119.7	1.6	.1
Passenger cars		3321-43901	12/80	132.3	135.0	134.9	3.4	-.1
All other automotive uses		3321-43902	12/80	150.1	146.1	146.3	-1.2	-.1
Construction and utility uses		3321-449	06/86	134.5	134.5	134.5	.1	0
All other uses		3321-498	06/86	131.7	131.7	132.1	.5	.3
Secondary products and miscellaneous receipts		3321-SM						
Secondary products		3321-S	12/80	152.7	152.9	153.0	.1	.1
Malleable iron foundries	3322		06/81	136.8	134.6	134.9	-.7	.2
Primary products		3322-P	06/81	135.9	133.5	133.8	-.8	.2
Standard malleable iron castings		3322-1	06/93	118.7	118.4	118.8	1.2	.3
Steel investment foundries	3324		06/81	201.3	202.7	202.6	.5	0
Primary products		3324-P	06/81	196.1	197.6	197.5	.5	-.1
Carbon and low alloy steel investment castings		3324-2	06/81	157.5	158.4	157.9	.8	-.3
Commercial application, other than aerospace		3324-213	06/81	157.2	158.2	157.7	.8	-.3
High alloy steel investment castings, including stainless steel		3324-3	06/81	202.3	202.5	202.6	-.2	0
Aerospace application		3324-311	06/93	105.6	105.6	105.6	.2	0
Commercial application, other than aerospace		3324-313	06/93	112.2	112.4	112.5	-.7	.1
Hi-temp metal castings (iron, nickel, or cobalt-base alloys)		3324-4	06/93	109.0	110.0	110.0	.9	0
Aerospace application		3324-411	06/93	108.7	109.7	109.7	.9	.0
Commercial application, other than aerospace		3324-413	06/93	115.4	115.4	115.4	.4	0
Secondary products and miscellaneous receipts		3324-SM						
Secondary products		3324-S	06/81	255.2	255.2	255.2	0	0
Steel foundries, n.e.c.	3325		06/81	136.8	137.3	137.8	0	.4
Primary products		3325-P	06/81	143.7	144.3	144.9	0	.4
Carbon steel castings		3325-2	06/81	141.9	143.4	143.6	-.2	.1
Railroad wheels and specialties		3325-214	06/81	132.2	132.0	133.2	-4.0	.9
All other carbon steel castings, including rolls for rolling mills		3325-219	06/81	150.5	153.5	152.8	2.8	-.5
High alloy steel castings, including stainless steel		3325-4	06/81	142.4	142.7	143.3	.4	.4
Low alloy steel castings		3325-5	06/81	147.4	146.6	148.1	-.1	1.0
All other low alloy steel castings		3325-559	06/81	150.0	148.7	150.4	-.3	1.1
Secondary products and miscellaneous receipts		3325-SM						
Secondary products		3325-S	06/81	86.3	86.3	(³)	(³)	(³)
Primary smelting and refining of nonferrous metals	333		12/80	95.1	92.1	88.7	-14.4	-3.7
Primary copper	3331		06/80	105.4	96.3	95.6	-10.7	-.7
Primary products		3331-P	06/80	93.1	81.5	80.7	-15.4	-1.0
Smelted copper		3331-1	06/88	75.7	64.6	(³)	(³)	(³)
Copper cathode and other refined copper, including wirebar, slab, and ingot		3331-2	06/80	84.7	76.9	77.1	-12.9	.3
Primary aluminum	3334		06/80	106.3	106.3	99.2	-19.3	-6.7
Primary products		3334-P	06/80	109.3	(³)	101.3	-19.3	(³)
Primary aluminum, except extrusion billet		3334-7	06/80	107.5	(³)	99.7	-19.6	(³)
Primary aluminum, except extrusion billet		3334-711	06/80	107.5	(³)	99.7	-19.6	(³)
Aluminum ingot, unalloyed		3334-71111	06/80	121.0	(³)	114.7	-18.1	(³)
Other primary aluminum, except extrusion billet		3334-71113	06/80	90.0	(³)	80.2	-19.8	(³)
Aluminum extrusion billet		3334-8	06/80	115.3	(³)	106.6	-18.3	(³)

See footnotes at end of table.

Table 5. Producer price indexes for the net output of selected industries and their products, not seasonally adjusted
—Continued

Industry and product ¹	Industry code	Product code	Index base	Index			Percent change to Feb. 1999 from —	
				Oct. 1998 ²	Jan. 1999 ²	Feb. 1999 ²	Feb. 1998	Jan. 1999
Primary nonferrous metals, n.e.c.	3339		06/80	97.0	94.8	94.2	-6.7	-0.6
Primary products		3339-P	06/80	104.6	103.0	102.3	-6.4	-7
Other nonferrous metals, n.e.c.		3339-7	06/80	134.8	132.7	129.3	-7.9	-2.6
Other refined n.f. metals, incl. chromium, cadmium, cobalt, and molybdenum		3339-791	06/88	121.9	118.8	119.4	-5.5	.5
Secondary nonferrous metals	334		06/80	83.2	81.9	83.9	-6.3	2.4
Secondary nonferrous metals	3341		06/80	83.2	81.9	83.9	-6.3	2.4
Primary products		3341-P	06/80	85.8	84.3	86.4	-6.3	2.5
Lead		3341-3	06/80	86.8	86.8	87.7	-3.7	1.0
Zinc		3341-4	06/80	121.3	(³)	122.6	-4.4	(³)
Precious metals		3341-5	06/80	43.0	42.9	42.6	-6.8	-7
Other nonferrous metals		3341-6	06/80	65.5	62.3	63.0	-2.9	1.1
Aluminum		3341-7	06/80	100.6	97.8	101.6	-9.9	3.9
Secondary products and miscellaneous receipts		3341-SM						
Miscellaneous receipts		3341-M	06/80	80.0	80.9	81.5	-6.8	.7
Contract work and other miscellaneous receipts		3341-XY9	06/97	94.0	92.1	92.2	-5.3	.1
Rolling, drawing and extruding of nonferrous metals	335		12/84	135.4	132.2	131.0	-7.2	-9
Rolling, drawing and extruding of copper	3351		12/80	128.3	126.1	124.6	-8.7	-1.2
Primary products		3351-P	12/80	133.4	130.9	129.1	-9.7	-1.4
Copper and copper-base alloy wire		3351-1	12/80	141.5	139.5	142.2	-6.9	1.9
Alloyed		3351-131	12/80	131.3	129.4	131.9	-6.9	1.9
Copper and copper-base alloy rod, bar and shapes		3351-3	12/80	133.4	126.9	127.2	-14.0	.2
Unalloyed copper flat products		3351-311	12/80	112.2	105.6	106.1	-8.1	.5
Bars and shapes		3351-31118	12/86	128.6	123.3	123.9	-5.6	.5
Copper-base alloy rod, bar and shapes		3351-332	12/80	146.8	140.4	140.7	-16.5	.2
Rod		3351-33218	12/80	138.3	132.3	131.8	-16.8	-4
Copper and copper-base alloy sheet, strip and plate		3351-4	12/80	148.2	149.2	146.4	-2.7	-1.9
Unalloyed copper flat products		3351-413	12/80	131.9	127.1	127.8	-3.7	.6
Copper-base alloy flat products		3351-435	12/80	154.1	157.1	153.0	-2.4	-2.6
Strip		3351-43526	12/80	143.1	146.4	142.4	-2.2	-2.7
Copper and copper-base alloy pipe and tube		3351-5	12/80	118.6	118.7	114.4	-9.5	-3.6
Unalloyed pipe and tube, plumbing		3351-516	12/80	109.5	114.4	(³)	(³)	(³)
Copper-base alloy pipe and tube, non-plumbing		3351-538	12/80	111.2	110.8	98.8	-16.1	-10.8
Aluminum sheet, plate, foil and welded tube products	3353		06/81	141.8	137.6	135.6	-10.3	-1.5
Primary products		3353-P	06/81	146.3	142.7	140.7	-9.3	-1.4
Aluminum sheet		3353-2	06/81	147.1	143.4	141.3	-9.2	-1.5
Coiled, nonheat-treatable, bare		3353-231	06/81	134.1	129.6	127.3	-11.8	-1.8
Coiled, nonheat-treatable, bare, beverage can stock		3353-23114	06/81	161.0	(³)	(³)	(³)	(³)
Coiled, nonheat-treatable, bare, all others		3353-23115	06/81	123.2	117.5	115.0	-12.2	-2.1
Coiled, nonheat-treatable, precoated		3353-233	08/88	105.5	104.2	103.0	-5.4	-1.2
Aluminum extruded products	3354		12/81	146.0	143.2	142.5	-5.7	-5
Primary products		3354-P	12/81	148.0	145.2	144.4	-4.7	-6
Extruded aluminum rod, bar, and other extruded shapes except tube		3354-1	12/81	151.1	148.2	147.3	-4.5	-6
Extruded rod and bar with alloys other than 2000 and 7000 series		3354-115	12/81	128.4	126.8	124.7	-7.4	-1.7
Rod		3354-11511	12/81	132.2	(³)	(³)	(³)	(³)
Bar		3354-11512	12/81	124.1	120.6	118.6	-10.6	-1.7
Other extruded shapes except tube, with alloys other than 2000 and 7000 series		3354-125	12/81	148.2	144.8	144.2	-4.4	-4
Other extruded shapes, circle size 1 to, not including 2		3354-12501	12/81	179.5	179.2	179.2	-5	0
Other extruded shapes, circle size 2 to, not including 3		3354-12502	12/81	154.3	151.5	150.5	-5.5	-7
Other extruded shapes, circle size 3 to, not including 4		3354-12503	12/81	137.4	134.4	133.8	-4.3	-4
Other extruded shapes, circle size 4 to, not including 5		3354-12504	12/81	131.7	131.2	130.3	-2.0	-7
Other extruded shapes, circle size 5 to, not including 6		3354-12505	12/81	142.9	142.4	142.2	.2	-1
Other extruded shapes, circle size 6 to, not including 10		3354-12506	12/81	146.0	143.6	142.8	-3.9	-6
Other extruded shapes, circle size 10 and over		3354-12512	06/87	142.1	133.3	132.9	-9.2	-3
Aluminum extruded and drawn pipe and tube		3354-3	12/94	93.5	91.6	91.8	-5.6	.2
Soft alloy pipe and tube, alloys other than 2000 and 7000 series		3354-313	12/94	93.5	91.6	91.8	-5.6	.2
Seamless pipe and tube, soft alloy		3354-31301	12/94	95.0	(³)	(³)	(³)	(³)
Soft alloy pipe and tube other than seamless		3354-31302	12/94	92.1	89.7	91.0	-6.0	1.4
Aluminum rolling and drawing, n.e.c.	3355		06/81	119.5	(³)	111.8	-14.9	(³)
Primary products		3355-P	06/81	123.0	(³)	115.2	-15.0	(³)
Rolled aluminum rod, bar (incl. continuous cast), and structural shapes		3355-2	06/81	116.2	(³)	109.2	-14.8	(³)
Continuous cast rod, bar and structural shapes		3355-225	06/81	111.4	(³)	(³)	(³)	(³)
Rolling, drawing and extruding of nonferrous metals, except copper and aluminum	3356		06/82	127.0	127.1	127.8	-6.3	.6
Primary products		3356-P	06/82	125.2	125.4	126.2	-6.6	.6
Nickel and nickel-base alloy mill shapes		3356-1	06/82	143.3	140.5	141.1	-6.5	.4
Plate, sheet and strip		3356-161	12/87	95.2	92.9	94.3	-10.7	1.5
Rod, bar, pipe, tube, wire, and other nickel mill shapes		3356-168	12/95	97.3	95.6	95.4	-3.7	-2
Titanium mill shapes		3356-2	06/82	103.4	103.1	102.6	-3.0	-5
Rod, bar, pipe, tube, wire, and other titanium mill shapes		3356-281	12/95	101.3	101.3	97.6	-5.5	-3.7

See footnotes at end of table.

**Table 5. Producer price indexes for the net output of selected industries and their products, not seasonally adjusted
—Continued**

Industry and product ¹	Industry code	Product code	Index base	Index			Percent change to Feb. 1999 from —	
				Oct. 1998 ²	Jan. 1999 ²	Feb. 1999 ²	Feb. 1998	Jan. 1999
Rolling, drawing and extruding of nonferrous metals, except copper and aluminum—Continued								
Other nonferrous metal mill shapes		3356-9	06/82	117.1	118.6	115.8	-4.6	-2.4
Lead mill shapes		3356-954	12/87	80.3	78.3	80.0	.6	2.2
Zirconium mill shapes		3356-961	12/87	100.4	100.1	100.1	-.1	0
Other nonferrous metal mill shapes		3356-997	12/87	116.1	118.3	114.4	-6.1	-3.3
Secondary products and miscellaneous receipts		3356-SM						
Secondary products		3356-S	06/82	143.3	142.1	142.1	-3.3	0
Nonferrous wiredrawing and insulating	3357		12/82	147.5	143.5	142.6	-4.2	-6
Primary products		3357-P	12/82	148.7	144.0	142.7	-4.8	-9
Aluminum and aluminum-base alloy bare wire and cable		3357-A	12/88	89.3	88.5	87.1	-12.4	-1.6
Copper & copper-base alloy wire & cable for electrical transmission, incl. bare		3357-B	12/88	77.1	74.9	74.5	-3.6	-5
Fiber optic cable		3357-E	12/88	95.5	95.1	95.1	-.6	0
Electronic wire and cable		3357-1	12/82	138.7	136.7	137.4	-1.5	.5
Telephone and telegraph wire and cable		3357-2	12/82	182.5	168.3	161.6	-11.5	-4.0
Control and signal wire		3357-3	12/82	180.0	179.8	183.6	2.5	2.1
Building wire and cable		3357-4	12/82	128.8	117.2	115.4	-12.2	-1.5
Apparatus wire and cord and flexible cord sets		3357-6	12/82	146.1	145.7	145.7	-.5	0
Magnet wire		3357-7	12/82	(³)	141.0	140.8	(³)	-.1
Power wire and cable		3357-8	12/82	112.3	110.3	109.5	-2.8	-7
Other insulated wire and cable		3357-9	12/82	140.2	141.4	140.0	.7	-1.0
Secondary products and miscellaneous receipts		3357-SM	12/82	(³)	(³)	(³)	(³)	(³)
Secondary products		3357-S	12/82	223.8	223.8	231.1	4.4	3.3
Nonferrous foundries (castings)	336		12/84	131.0	131.0	130.9	-2.7	-1
Aluminum die casting	3363		06/91	107.6	107.5	107.2	-5.7	-3
Primary products		3363-P	06/83	133.2	133.1	132.7	-5.3	-3
Motor vehicle die castings		3363-1	06/83	117.1	116.8	117.3	-8.7	.4
Die castings for passenger cars		3363-111	06/83	117.0	116.7	117.2	-9.0	.4
Die castings for other motor vehicles		3363-112	06/83	117.1	117.9	117.4	-7.0	-4
Aluminum and aluminum-base alloy die castings, other than motor vehicle		3363-4	06/98	97.7	97.8	96.9	(³)	-9
Die castings for building and construction		3363-411	06/83	165.9	166.1	162.1	-.1	-2.4
Die castings for appliances		3363-412	06/98	96.9	97.4	97.1	(³)	-3
Die castings for computers and electronics		3363-416	06/83	120.9	122.2	122.1	-.5	-1
Other die castings, n.e.c.		3363-417	06/98	97.0	95.7	96.2	(³)	.5
Secondary products and miscellaneous receipts		3363-SM						
Secondary products		3363-S	06/91	111.5	110.8	110.8	-8.0	0
Nonferrous die-castings, except aluminum	3364		06/91	106.2	105.5	105.4	-.4	-1
Primary products		3364-P	06/91	106.1	105.4	105.3	-.1	-1
Zinc and zinc-base alloy die-castings		3364-1	06/83	144.0	143.4	143.4	.5	0
Magnesium die-castings		3364-2	07/83	130.2	128.3	128.3	-.7	0
Other nonferrous die-castings, including lead and copper, except aluminum		3364-6	06/98	99.7	98.1	97.6	(³)	-5
Secondary products and miscellaneous receipts		3364-SM						
Secondary products		3364-S	06/91	105.8	104.7	105.1	-3.1	.4
Aluminum foundries	3365		06/91	111.2	111.8	111.9	-.6	.1
Primary products		3365-P	06/91	110.6	111.4	111.4	-1.1	0
Aluminum and aluminum-base alloy sand castings		3365-1	06/83	143.3	145.3	145.4	.4	.1
Aluminum and aluminum-base alloy permanent and semipermanent mold castings		3365-2	06/83	128.3	127.9	127.9	-3.8	0
Investment and other aluminum and aluminum-base alloy castings and cast products		3365-3	06/83	142.8	143.5	143.8	1.4	.2
Secondary products and miscellaneous receipts		3365-SM						
Secondary products		3365-S	06/91	114.9	114.4	114.8	2.4	.3
Copper foundries (castings, except die)	3366		06/83	147.5	148.1	148.1	-.2	0
Primary products		3366-P	06/83	145.3	146.4	146.3	-.1	-1
Copper and copper-base alloy sand castings		3366-411	06/83	146.2	147.8	147.9	.4	.1
Other copper and copper-base alloy castings incl. bearings and bushings		3366-412	06/98	99.4	99.0	98.7	(³)	-3
Secondary products and miscellaneous receipts		3366-SM						
Secondary products		3366-S	06/83	160.8	158.0	158.3	-1.4	.2
Nonferrous castings, except aluminum and copper, and excluding die-castings	3369		06/83	142.5	142.3	142.2	-1.7	-1
Primary products		3369-P	06/83	134.3	134.2	134.1	-2.0	-1
Zinc and zinc-base alloy castings, except die		3369-1	06/98	100.0	(³)	100.0	(³)	(³)
Titanium castings, except die		3369-3	06/83	129.8	131.0	131.0	1.0	0
Nickel and nickel-base alloy castings, except die		3369-4	06/98	90.5	(³)	(³)	(³)	(³)
All other nonferrous metal castings, except die		3369-7	07/92	102.2	102.2	102.2	(³)	0
Secondary products and miscellaneous receipts		3369-SM						
Secondary products		3369-S	06/83	194.1	192.4	192.5	1.0	.1

See footnotes at end of table.

Table 5. Producer price indexes for the net output of selected industries and their products, not seasonally adjusted
—Continued

Industry and product ¹	Industry code	Product code	Index base	Index			Percent change to Feb. 1999 from —	
				Oct. 1998 ²	Jan. 1999 ²	Feb. 1999 ²	Feb. 1998	Jan. 1999
Miscellaneous primary metal products	339		06/85	125.9	126.4	125.5	-0.9	-0.7
Metal heat treating	3398		06/85	112.8	113.4	113.1	.4	-.3
Primary products	3398-P		06/85	113.7	113.7	113.9	.4	.2
Metal heat treating services-New England (MA-RI-CT)	3398-1		06/90	103.5	103.5	103.5	0	0
Metal heat treating services-Middle Atlantic (NY-NJ-E.PA-MD)	3398-2		06/85	122.3	122.3	122.3	0	0
Metal heat treating services-South Central (W.PA-OH-IN-KY)	3398-3		06/85	118.7	118.7	119.0	1.0	.3
Metal heat treating services-Michigan	3398-4		06/85	105.5	105.5	105.5	0	0
Metal heat treating services-Southeast (VA-NC-SC-GA-AL-TN-FL)	3398-5		06/85	102.5	103.1	103.7	1.1	.6
Metal heat treating services-North Central (IL-WI-MN-MO-IA)	3398-6		06/85	115.4	115.5	115.5	.3	0
Metal heat treating services-Pacific Coast (CA-AZ-OR-WA)	3398-7		06/85	112.8	112.8	112.8	-.4	0
Metal heat treating services-Southwest (TX-OK-AR-CO-LA-UT)	3398-8		06/85	107.1	107.1	107.1	0	0
Secondary products and miscellaneous receipts	3398-SM							
Miscellaneous receipts	3398-M		06/90	98.0	110.7	101.2	2.2	-8.6
Contract work and miscellaneous receipts	3398-XY9		12/96	98.0	110.7	101.2	2.2	-8.6
Secondary products	3398-S		06/85	114.1	114.1	114.1	0	0
Primary metal products, n.e.c.	3399		06/85	141.3	141.7	140.1	-2.2	-1.1
Primary products	3399-P		06/85	136.8	137.4	135.4	-2.1	-1.5
Metal powders, paste, and flakes	3399-1		06/85	137.2	138.1	139.5	1.3	1.0
Other primary metal products	3399-2		06/85	130.3	130.2	121.0	-9.5	-7.1
Secondary products and miscellaneous receipts	3399-SM							
Secondary products	3399-S		06/85	177.3	(⁹)	(⁹)	(⁹)	(⁹)
Fabricated metal products, except machinery and transportation equipment	34		12/84	128.7	128.9	128.8	.3	-.1
Metal cans and shipping containers	341		12/84	101.3	102.4	101.2	-1.7	-1.2
Metal cans	3411		06/81	108.5	110.0	108.4	-2.1	-1.5
Primary products	3411-P		06/81	107.2	108.8	107.1	-2.2	-1.6
Steel cans	3411-1		06/81	127.7	127.8	127.5	-.3	-.2
Steel cans, food	3411-1B		06/81	134.2	134.2	133.8	-.5	-.3
Fruit and fruit juice can	3411-117		06/81	141.7	141.6	138.9	-2.2	-1.9
Vegetable and vegetable juice can	3411-119		06/81	118.8	118.9	118.8	.1	-.1
Can, other foods (including soups)	3411-131		06/81	150.9	150.9	150.9	-.3	0
Steel cans, general packaging (including pet food)	3411-1C		06/81	128.0	128.0	128.0	.1	0
Can, other non-food	3411-141		06/81	(⁹)	(⁹)	(⁹)	(⁹)	(⁹)
Aluminum cans	3411-2		06/81	89.6	92.0	89.6	-3.6	-2.6
Secondary products and miscellaneous receipts	3411-SM							
Secondary products	3411-S		06/81	137.9	137.5	137.9	-.6	.3
Metal shipping barrels, drums, kegs, and pails	3412		06/83	135.3	135.2	134.9	-.1	-.2
Primary products	3412-P		06/83	144.5	144.4	144.1	-.1	-.2
Steel pails	3412-1		06/83	159.7	159.7	159.0	2.8	-.4
Steel shipping barrels and drums	3412-2		06/83	135.2	135.0	134.8	-1.0	-.1
All other metal barrels (including parts and fluid milk containers)	3412-3		06/83	152.2	152.2	152.2	0	0
Secondary products and miscellaneous receipts	3412-SM							
Miscellaneous receipts	3412-M		12/96	100.8	100.8	100.8	0	0
Resales	3412-Z89		12/96	100.8	100.8	100.8	0	0
Cutlery, hand tools, and general hardware	342		12/84	136.7	137.1	136.8	.1	-.2
Cutlery	3421		12/83	153.4	154.0	155.7	1.8	1.1
Primary products	3421-P		12/83	161.2	161.9	163.9	2.0	1.2
Cutlery, scissors, shears, trimmers, and snips	3421-1		12/83	149.9	151.6	151.7	1.0	.1
Kitchen cutlery, incl. knives, forks, and cleavers	3421-121		12/83	154.6	154.6	154.6	.4	0
Pocket knives and other folding blade knives	3421-141		12/83	170.1	170.1	170.6	.4	.3
Razor blades and razors, except electric	3421-2		12/83	170.5	(⁹)	173.8	2.7	(⁹)
Secondary products and miscellaneous receipts	3421-SM							
Miscellaneous receipts	3421-M		03/87	26.5	(⁹)	(⁹)	(⁹)	(⁹)
Resales	3421-Z89		12/92	76.4	(⁹)	(⁹)	(⁹)	(⁹)
Secondary products	3421-S		12/83	148.5	148.5	148.5	0	0
Hand and edge tools, except machine tools and handsaws	3423		06/83	157.1	158.2	157.8	.8	-.3
Primary products	3423-P		06/83	162.0	163.3	162.9	1.0	-.2
Mechanics' hand service tools	3423-1		06/83	165.5	167.3	167.1	.9	-.1
Pliers	3423-111		06/83	153.6	155.1	154.2	-.1	-.6
Solid joint pliers	3423-11113		06/83	150.4	152.7	151.3	-.2	-.9
Wrenches	3423-113		06/83	171.1	173.3	173.3	1.3	0
Sockets, drives, extensions, etc. for hand-operated socket wrenches	3423-11321		06/83	175.7	178.2	178.2	1.4	0
Combination open-end and box wrenches	3423-11324		06/83	171.4	171.4	171.4	.9	0
Torque wrenches	3423-11325		06/83	180.8	187.7	187.7	5.7	0
Adjustable wrenches, including pipe wrenches	3423-11326		06/83	172.0	175.5	175.5	1.6	0
All other wrenches	3423-11327		06/83	158.3	158.9	158.9	-.7	0
Screwdrivers	3423-114		06/83	149.8	149.0	150.0	-1.3	.7
Tools for automotive use, excluding jacks	3423-116		06/83	168.6	170.1	169.9	.8	-.1
All other mechanics' hand service tools	3423-117		06/83	167.4	170.0	169.2	1.4	-.5

See footnotes at end of table.

**Table 5. Producer price indexes for the net output of selected industries and their products, not seasonally adjusted
—Continued**

Industry and product ¹	Industry code	Product code	Index base	Index			Percent change to Feb. 1999 from —	
				Oct. 1998 ²	Jan. 1999 ²	Feb. 1999 ²	Feb. 1998	Jan. 1999
Hand and edge tools, except machine tools and handsaws—Continued								
Edge tools, hand operated		3423-4	06/96	108.2	108.7	108.8	0.3	0.1
Chisels		3423-483	06/83	135.8	138.0	138.3	1.8	.2
Professional and craftsmen's edge hand tools		3423-485	06/83	177.9	178.5	178.9	.6	.2
All other edge tools		3423-498	06/96	101.2	101.9	101.4	-1.2	-5
Dies and interchangeable cutting tools, for machines and power-driven handtools		3423-5	06/96	102.7	103.4	102.5	0	-9
Cutting dies, excluding dies for cutting metal		3423-551	07/83	121.5	(³)	(³)	(³)	(³)
All other machine tools, including woodcutting		3423-559	06/96	101.7	99.2	99.4	-1.5	.2
Other hand tools, n.e.c.		3423-6	06/83	162.4	162.9	162.7	1.9	-1
Shovels, spades, scoops, telegraph spoons, and scrapers		3423-611	06/83	213.3	216.0	213.3	14.1	-1.3
Light forged hammers, under 4 pounds, excluding ball peen hammers		3423-621	06/83	141.8	141.8	141.8	.1	0
Steel goods, including forks, hoes, rakes, weeders, etc.		3423-641	06/83	182.6	182.0	182.0	0	0
Soldering irons		3423-681	06/89	133.5	(³)	133.5	5.2	(³)
Other hand tools, excluding edge and machine tools		3423-698	06/83	152.2	152.7	152.8	.5	.1
Secondary products and miscellaneous receipts		3423-SM						
Miscellaneous receipts		3423-M	06/83	118.1	118.2	118.2	-.3	0
Resales		3423-Z89	06/83	117.6	117.6	117.6	-.3	0
Secondary products		3423-S	06/83	159.7	160.7	160.6	1.0	-1
Hand saws and saw blades	3425		06/83	139.6	139.9	138.5	-.8	-1.0
Primary products		3425-P	06/83	145.8	146.3	144.9	-.3	-1.0
Woodworking power saw blades		3425-2	06/83	130.0	130.1	127.5	-1.8	-2.0
Circular saw blades		3425-212	06/83	122.4	122.5	122.5	.2	0
Solid tooth		3425-21211	06/83	129.8	130.0	(³)	(³)	(³)
Inserted tooth		3425-21213	06/83	111.9	111.9	111.9	0	0
Metalworking power saw blades		3425-3	06/83	160.6	161.1	161.1	.8	0
Circular saw blades, including separate inserted teeth		3425-331	06/96	106.5	106.5	106.5	2.5	0
Bandsaw blades		3425-336	06/83	171.2	171.2	171.2	0	0
All other power saw blades, including concrete, masonry, and abrasive saw blades		3425-4	06/83	140.5	142.2	142.2	1.2	0
Secondary products and miscellaneous receipts		3425-SM						
Miscellaneous receipts		3425-M	06/83	112.5	112.2	(³)	(³)	(³)
Resales		3425-Z89	06/83	179.7	179.2	(³)	(³)	(³)
Secondary products		3425-S	06/83	121.6	121.6	121.6	-.8	0
Hardware, n.e.c.	3429		06/85	126.1	126.2	125.7	-.5	-.4
Primary products		3429-P	06/85	125.3	125.5	124.9	-.6	-.5
Furniture hardware, excluding cabinet hardware		3429-2	06/85	147.5	147.5	147.5	-5.0	0
Builders' hardware		3429-4	06/85	141.7	142.1	141.8	.6	-2
Padlocks including pin/non-pin tumbler and combination types		3429-415	06/85	123.8	124.4	124.4	1.6	0
Doorlocks, locksets, and locktrim, except architectural trim sold separately		3429-421	06/85	157.1	157.5	157.3	1.2	-1
Hinges, excluding cabinet hinges, including spring hinges		3429-452	06/85	106.3	106.1	106.0	-1.1	-1
Cabinet hardware		3429-461	06/85	162.6	163.2	164.0	.9	.5
Other builders' hardware, n.e.c.		3429-477	06/98	100.0	100.4	99.9	(³)	-.5
Motor vehicle hardware		3429-6	06/85	100.0	99.9	99.2	-1.5	-7
Other transportation equipment hardware, except motor vehicle hardware		3429-7	06/85	185.0	186.6	186.2	2.4	-2
Other hardware, n.e.c.		3429-8	06/85	134.0	134.2	132.5	-.3	-1.3
Secondary products and miscellaneous receipts		3429-SM						
Miscellaneous receipts		3429-M	07/85	144.6	144.6	144.6	.8	0
Secondary products		3429-S	06/85	128.3	127.8	127.8	-.2	0
Heating equipment, except electric and warm air; and plumbing fixtures	343		12/84	157.8	158.6	157.9	.3	-.4
Metal sanitary ware	3431		12/80	163.3	163.8	164.7	1.5	.5
Primary products		3431-P	12/80	163.1	163.7	164.5	1.4	.5
Sinks, sink/laundry tray combinations, and laundry trays sold separately		3431-4	12/80	195.5	196.0	195.5	.7	-.3
Kitchen sinks (cast iron, steel, and stainless steel)		3431-426	12/80	188.8	189.4	188.9	.8	-.3
Bathtubs		3431-7	12/80	151.8	(³)	(³)	(³)	(³)
Miscellaneous metal sanitary ware		3431-9	12/86	144.3	146.8	(³)	(³)	(³)
All other metal sanitary ware		3431-998	12/95	108.4	110.3	(³)	(³)	(³)
Plumbing fixture fittings and trim	3432		06/83	180.7	182.1	180.0	-1.3	-1.2
Primary products		3432-P	06/83	188.1	189.7	187.2	-1.5	-1.3
Single lever controls, two or three handle bath or shower fittings, etc.		3432-2	06/83	183.3	187.2	185.7	1.8	-.8
Single lever controls		3432-211	06/98	100.0	102.2	101.5	(³)	-.7
Two and three handle bath and shower fittings		3432-213	06/98	100.0	102.2	101.1	(³)	-1.1
Anti-scald bath and shower valves		3432-215	06/98	100.0	101.7	100.7	(³)	-1.0
Lavatory and sink fittings (ex. single control), includ. drains and overflows		3432-3	06/98	100.0	101.0	100.8	(³)	-.2
Miscellaneous plumbing fixtures, fittings, and trim (brass goods)		3432-4	06/83	193.2	192.2	187.4	-6.0	-2.5
Secondary products and miscellaneous receipts		3432-SM						
Secondary products		3432-S	06/83	199.2	199.2	199.2	.5	0

See footnotes at end of table.

Table 5. Producer price indexes for the net output of selected industries and their products, not seasonally adjusted
—Continued

Industry and product ¹	Industry code	Product code	Index base	Index			Percent change to Feb. 1999 from —	
				Oct. 1998 ²	Jan. 1999 ²	Feb. 1999 ²	Feb. 1998	Jan. 1999
Nonelectric heating equipment	3433		06/80	189.2	189.8	190.0	1.9	0.1
Primary products		3433-P	06/80	180.7	181.1	181.2	1.6	.1
Cast iron heating boilers		3433-3	06/80	169.3	168.5	168.5	2.4	0
Oil-fired cast iron heating boilers		3433-311	06/80	156.8	155.1	155.1	-.3	0
Gas-fired cast iron heating boilers		3433-313	06/80	178.0	178.0	178.0	4.6	0
Domestic heating stoves		3433-4	06/80	144.7	144.7	145.3	1.1	.4
Wood and coal domestic heating stoves		3433-416	06/80	144.9	144.9	146.1	1.9	.8
Other domestic heating stoves		3433-422	06/86	120.6	(³)	120.1	-.7	(³)
Steel heating boilers		3433-5	06/80	153.5	154.3	154.2	2.3	-.1
Steel heating boilers, 400 MBH and less		3433-511	06/80	167.7	167.7	167.7	2.1	0
Steel heating boilers, over 400 MBH		3433-513	06/80	147.5	149.8	149.6	2.7	-.1
Other heating systems		3433-6	06/80	180.9	182.0	182.1	1.8	.1
Radiators and convectors		3433-611	06/80	190.8	192.2	190.6	.7	-.8
Other radiators and convectors		3433-61107	06/80	186.0	187.3	185.8	.7	-.8
Unit heaters		3433-621	06/80	175.5	179.5	179.5	3.6	0
Floor and wall furnaces		3433-631	06/80	199.1	198.6	198.6	1.1	0
Gas-fired floor furnaces		3433-63111	06/80	231.0	224.3	224.3	.4	0
Other systems, n.e.c.		3433-661	06/80	167.9	168.1	169.0	1.6	.5
Gas-fired infrared heaters		3433-66141	06/80	161.4	169.3	169.5	5.2	.1
Non-electric fireplaces		3433-66151	06/80	133.5	132.9	133.0	.3	.1
Other heating systems, n.e.c.		3433-66193	06/86	124.5	120.0	121.5	-.7	1.3
Parts for heating systems		3433-8	06/80	207.8	207.4	207.4	.8	0
Gas burners and parts/attachments		3433-811	06/80	178.0	178.0	178.0	2.1	0
Gas burners, 400 MBH and less		3433-81101	06/80	173.9	173.9	173.9	-.3	0
Gas burners over 400 MBH		3433-81103	12/93	111.7	111.7	111.7	2.3	0
Parts/attachments for gas burners		3433-81105	06/80	218.8	218.8	(³)	(³)	(³)
Oil burners and parts/attachments		3433-821	06/80	224.6	221.8	221.8	-2.2	0
Commercial/industrial oil burners		3433-82103	06/80	190.5	190.5	190.5	2.5	0
Dual fuel burners and parts/attachments		3433-831	06/80	173.5	173.5	173.5	2.4	0
Dual fuel burners		3433-83103	06/80	166.8	166.8	166.8	2.7	0
Other parts, n.e.c.		3433-871	06/86	174.5	174.7	174.6	.8	-.1
Solar heating equipment		3433-9	12/93	116.8	124.8	122.5	6.6	-1.8
Secondary products and miscellaneous receipts		3433-SM						
Secondary products		3433-S	06/80	175.4	176.7	177.5	3.9	.5
Other secondary products		3433-SSS	06/80	180.6	182.0	182.8	3.9	.4
Fabricated structural metal products	344		12/84	136.9	136.7	136.6	1.2	-.1
Fabricated structural metal	3441		06/82	138.1	138.5	138.6	2.6	.1
Primary products		3441-P	06/82	137.0	137.5	137.5	2.6	0
Fabricated structural metal for buildings		3441-1	06/82	138.1	138.1	138.1	2.6	0
Iron and steel for industrial buildings		3441-121	06/82	143.0	143.7	143.6	2.8	-.1
Industrial buildings and plants		3441-12101	06/82	150.4	151.8	151.7	3.6	-.1
Warehouses		3441-12102	06/82	101.8	99.1	99.1	-2.6	0
Iron and steel for commercial buildings		3441-122	06/82	120.2	119.7	119.8	2.9	.1
Office buildings (high-rise)		3441-12201	06/82	115.4	115.0	115.0	3.8	0
Office buildings (low-rise)		3441-12202	06/82	106.8	106.8	107.1	2.2	.3
Other commercial buildings (low-rise)		3441-12207	06/87	160.7	159.8	160.0	2.0	.1
Iron and steel for residential buildings		3441-123	06/87	114.0	114.1	(³)	(³)	(³)
Residential buildings (low-rise)		3441-12305	06/87	117.5	117.5	(³)	(³)	(³)
Iron and steel for public utilities		3441-127	06/82	119.4	118.3	(³)	(³)	(³)
Iron and steel for other buildings (including rel., med., instit., and educational)		3441-128	06/87	139.2	139.0	139.0	1.0	0
High-rise buildings		3441-12801	06/87	165.1	164.3	164.3	.9	0
Low-rise buildings		3441-12802	06/87	113.0	113.1	113.2	1.1	.1
Fabricated structural metal for bridges, trestles, and viaducts		3441-2	06/82	114.1	115.8	117.4	10.9	1.4
Iron, steel, and aluminum for highways		3441-212	06/82	113.3	114.7	116.3	10.6	1.4
Other fabricated structural metal		3441-3	06/82	140.0	141.2	140.8	.8	-.3
Iron and steel for towers and supporting structures		3441-342	06/82	128.6	128.6	128.6	.1	0
Iron and steel for other uses		3441-359	06/87	131.5	132.9	132.7	.6	-.2
Secondary products and miscellaneous receipts		3441-SM						
Miscellaneous receipts		3441-M	06/87	129.9	129.9	129.9	2.9	0
Resales		3441-Z89	12/91	130.7	130.7	(³)	(³)	(³)
Secondary products		3441-S	06/82	152.7	153.3	153.3	1.8	0
Metal doors, sash and trim	3442		06/83	153.2	152.8	153.1	.5	.2
Primary products		3442-P	06/83	156.1	155.7	156.0	.5	.2
Metal doors and frames, except storm doors		3442-1	06/83	158.4	158.6	159.0	.7	.3
Aluminum doors (excluding shower doors and tub enclosures)		3442-11	06/83	169.7	169.7	169.4	.2	-.2
Iron and steel doors (excluding shower doors and tub enclosures)		3442-12	06/83	148.6	149.0	149.8	.9	.5
Iron and steel industrial doors		3442-121	06/83	140.8	141.1	141.1	.8	0
Iron and steel residential doors		3442-122	06/83	153.5	154.1	155.2	1.1	.7
Iron and steel commercial and institutional doors		3442-123	06/83	152.0	151.9	152.7	.2	.5
Other metal doors, metal door frames, and shower doors and tub enclosures		3442-18	06/97	101.0	101.0	101.0	1.0	0
Metal window sash and frames, except storm sash		3442-2	06/83	149.3	148.1	148.1	-.3	0
Metal molding and trim and storefronts		3442-3	06/83	222.8	219.5	219.9	-.6	.2
Metal combination screen, storm sash, and storm doors		3442-4	06/83	142.5	142.4	142.4	-.3	0

See footnotes at end of table.

**Table 5. Producer price indexes for the net output of selected industries and their products, not seasonally adjusted
—Continued**

Industry and product ¹	Industry code	Product code	Index base	Index			Percent change to Feb. 1999 from —	
				Oct. 1998 ²	Jan. 1999 ²	Feb. 1999 ²	Feb. 1998	Jan. 1999
Metal doors, sash and trim—Continued								
Metal windows and door screens, (except combination) and metal weatherstrip		3442-5	06/83	148.0	147.4	147.4	1.7	0
Secondary products and miscellaneous receipts		3442-SM						
Miscellaneous receipts		3442-M	07/83	122.4	122.0	122.3	.1	.2
Secondary products		3442-S	06/83	146.5	146.4	146.7	.2	.2
Fabricated plate work (boiler shops)	3443							
Primary products		3443-P	03/80	166.3	166.6	166.6	2.3	0
Heat exchangers and steam condensers, except for nuclear applications		3443-1	03/80	206.3	205.8	205.9	1.7	0
Heat exchangers, closed types, industrial		3443-112	12/94	112.8	112.5	112.5	2.1	0
Bare tube		3443-11211	03/80	218.5	216.6	(³)	(³)	(³)
Fin tube		3443-11215	03/80	190.0	190.7	190.7	4.0	0
Fabricated steel plate (stacks and weldments)		3443-2	03/80	148.8	149.7	149.9	5.2	.1
Pipe, penstocks, tunnel lining, stacks, and breeching		3443-236	03/80	85.7	85.7	86.1	3.4	.5
Containers (trash and other) steel plate		3443-245	12/86	138.4	138.4	139.1	2.1	.5
More than 79 gallons		3443-24515	12/94	109.4	109.4	110.0	1.9	.5
Weldments and fabricated steel plate for other purposes		3443-297	12/94	114.5	114.3	114.4	5.3	.1
Steel power boilers, parts, and attachments (more than 15 p.s.i. steam working pressure)		3443-3	03/80	144.3	145.6	145.6	.9	0
Stationary and marine power boilers		3443-37	12/94	108.5	109.5	109.5	.9	0
Fire tube		3443-372	03/80	168.8	169.6	169.6	.5	0
Parts and attachments for steel power boilers (sold separately)		3443-381	12/86	154.7	155.9	155.9	.8	0
Gas cylinders		3443-4	03/80	141.6	141.6	141.6	0	0
Carbon steel gas cylinders		3443-412	12/86	130.5	(³)	130.5	0	(³)
Metal tanks, complete at factory (standard line pressure)		3443-5	03/80	133.6	133.9	134.4	2.2	.4
Other pressure tanks, including anhydrous ammonia less than 3,000 gallon capacity		3443-515	08/87	134.3	134.6	135.1	3.4	.4
Ferrous		3443-51511	12/94	117.8	118.0	118.5	4.3	.4
Metal tanks, complete at factory (standard line nonpressure)		3443-7	03/80	159.3	157.9	156.2	3.6	-1.1
Storage tanks		3443-73	03/80	149.3	149.0	149.0	1.6	0
More than 4,000 gallon capacity		3443-733	12/94	108.8	110.0	110.0	2.6	0
Other nonpressure tanks		3443-76	12/94	125.4	122.7	118.7	8.3	-3.3
Ferrous		3443-761	12/94	128.5	125.4	121.0	8.7	-3.5
Nonferrous		3443-763	12/94	96.0	96.0	(³)	(³)	(³)
Metal tanks and vessels, custom fabricated at the factory		3443-8	03/80	160.5	160.4	160.4	2.6	0
Pressure vessels and tanks, including process vessels, tanks, and kettles		3443-81	12/94	110.5	110.4	110.4	3.4	0
Ferrous		3443-811	03/80	139.6	139.4	139.4	3.9	0
Nonferrous		3443-813	12/94	107.7	107.7	107.7	.1	0
All other tanks and vessels, custom fabricated at the factory		3443-85	12/86	145.7	145.7	145.7	1.5	0
Ferrous		3443-851	12/94	104.1	104.1	104.2	1.6	.1
Nonferrous		3443-853	12/94	105.9	105.9	105.9	1.2	0
Metal tanks and vessels, custom fabricated and field erected		3443-9	03/80	154.5	154.9	154.9	2.1	0
Bulk storage tanks		3443-91	12/94	111.6	112.0	112.0	3.2	0
Ferrous		3443-911	12/94	111.6	112.0	112.0	3.2	0
Secondary products and miscellaneous receipts		3443-SM						
Miscellaneous receipts		3443-M	12/86	131.8	131.8	131.8	0	0
Secondary products		3443-S	03/80	149.1	150.0	150.6	2.2	.4
Sheet metal work	3444							
Primary products		3444-P	12/82	140.2	140.4	139.9	.6	-4
Air-conditioning ducts and stove pipe		3444-1	12/82	140.7	140.9	140.4	.8	-4
Steel air-conditioning ducts, including dust collecting ducts		3444-121	12/82	139.0	139.0	139.0	.6	0
Steel stove pipe, furnace smoke pipe, elbows		3444-127	12/82	144.5	144.5	143.6	-.6	-.6
Bins and vats		3444-3	06/96	107.2	107.7	107.7	1.2	0
Metal roofing and roof drainage equipment		3444-4	12/82	131.6	132.2	132.0	-.5	-.2
Metal roofing, steel, all types		3444-411	12/82	119.4	120.3	120.1	-.6	-.2
Metal roofing, aluminum and other metals, all types		3444-417	06/96	101.4	101.4	101.4	0	0
Roof drainage equipment including eave troughs, steel		3444-423	12/82	172.8	172.8	(³)	(³)	(³)
Roof drainage equipment including eave troughs, aluminum		3444-429	12/82	127.9	127.9	127.9	-.4	0
Metal flooring and siding		3444-5	12/82	130.1	130.0	127.8	-.2	-1.7
Metal siding, steel		3444-516	12/82	139.4	(³)	(³)	(³)	(³)
Metal siding, aluminum, for residential use, including mobile homes		3444-517	12/82	136.7	137.0	136.7	0	-.2
Metal awnings, canopies, cornices, and soffits		3444-7	06/96	104.8	104.7	104.8	2.4	.1
Awnings, canopies, carports, patios, aluminum		3444-725	12/82	222.1	(³)	(³)	(³)	(³)
Soffits, fascia, and shutters, steel and aluminum		3444-741	12/82	107.3	106.6	106.8	-.6	-.2
Electronic enclosures		3444-8	06/96	100.0	100.2	99.4	-1.7	-.8
Computer and peripheral equipment, steel		3444-811	06/96	98.8	99.4	97.2	-3.4	-2.2
Computer and peripheral equipment, aluminum		3444-813	06/96	100.0	100.0	100.5	.1	.5
Other electronic enclosures (excluding computer), steel and aluminum		3444-819	06/96	101.4	101.2	101.2	-.8	0
Other sheet metal work		3444-9	06/96	100.6	100.7	100.8	.3	.1
Roof ventilators		3444-931	12/82	179.0	179.0	(³)	(³)	(³)
Louvers and dampers for heating, ventilation, and a-c, steel and aluminum		3444-941	06/96	101.0	101.0	101.0	0	0
Other sheet metal work, steel		3444-962	06/96	100.1	100.1	100.2	.2	.1
Other sheet metal work, aluminum		3444-965	06/96	101.3	102.0	102.1	.6	.1
Other sheet metal work, metals other than steel or aluminum		3444-998	06/96	101.9	101.9	101.9	.4	0

See footnotes at end of table.

**Table 5. Producer price indexes for the net output of selected industries and their products, not seasonally adjusted
—Continued**

Industry and product ¹	Industry code	Product code	Index base	Index			Percent change to Feb. 1999 from —	
				Oct. 1998 ²	Jan. 1999 ²	Feb. 1999 ²	Feb. 1998	Jan. 1999
Sheet metal work—Continued								
Secondary products and miscellaneous receipts		3444-SM						
Miscellaneous receipts		3444-M	12/82	128.2	128.2	128.2	0.2	0
Contract work and other miscellaneous receipts		3444-XY9	06/96	(³)	(³)	100.9	(³)	(³)
Secondary products		3444-S	12/82	132.3	132.6	132.1	-2	-4
Architectural and ornamental metal work								
Primary products	3446		12/83	138.5	139.1	139.2	.1	.1
Grilles, registers, and air diffusers		3446-P	12/83	141.3	141.9	142.0	.2	.1
Stairs, railings, fences, and gates (other than wire)		3446-A	12/97	99.4	99.5	99.7	-.8	.2
Stairs, staircases, and fire escapes		3446-2	12/97	100.8	102.3	102.4	2.3	.1
Fences, gates, railings, and window guards		3446-213	12/83	124.4	127.2	127.3	3.6	.1
Open flooring, grating, and studs		3446-214	12/97	100.2	100.7	100.9	.8	.2
Scaffolding, shoring, and forming for concrete work		3446-3	12/97	97.9	97.9	97.9	-3.1	0
Other architectural and ornamental metal work		3446-4	12/83	130.6	131.2	131.2	.5	0
Iron and steel		3446-5	12/97	100.9	101.0	100.9	.8	-.1
Aluminum and metals other than iron and steel		3446-511	12/97	101.2	101.2	101.2	1.1	0
Aluminum and metals other than iron and steel		3446-512	12/88	118.8	118.9	118.9	.1	0
Secondary products and miscellaneous receipts		3446-SM						
Miscellaneous receipts		3446-M	12/84	89.8	89.8	89.8	-3.4	.0
Contract work and other miscellaneous receipts		3446-XY9	12/97	84.0	84.0	84.0	-11.9	0
Resales		3446-Z89	12/88	95.8	95.8	95.8	(³)	0
Secondary products		3446-S	12/83	133.5	134.6	134.6	1.2	0
Prefabricated metal buildings								
Primary products	3448		12/81	142.7	140.9	140.8	-.9	-.1
Prefabricated metal building systems (excluding farm service bldgs. & residential buildings)		3448-P	12/81	141.7	139.6	139.6	-1.0	0
Other prefabricated and portable metal buildings and parts		3448-1	12/81	138.5	135.8	135.8	-1.6	0
Other prefabricated metal buildings		3448-2	12/81	147.2	147.2	147.1	.5	-.1
Panels, parts, or sections for prefab. bldgs., not sold as a complete unit, steel & aluminum		3448-224	12/97	101.0	101.0	101.0	.9	0
Secondary products and miscellaneous receipts		3448-254	12/81	135.0	134.8	134.7	-.4	-.1
Miscellaneous receipts		3448-SM						
Secondary products		3448-M	12/81	124.7	124.7	124.7	0	0
Secondary products		3448-S	12/81	175.2	175.6	174.6	-.3	-.6
Miscellaneous metal work								
Primary products	3449		12/84	129.2	127.2	126.6	.9	-.5
Bar joists and fabricated concrete reinforcing bars		3449-P	12/84	128.6	126.2	125.4	.2	-.6
Short span open-web joists		3449-4	12/84	118.9	118.9	119.3	1.6	.3
All long span joists		3449-443	11/86	140.2	137.7	137.7	2.6	0
Fabricated concrete reinforcing bars		3449-447	09/86	109.8	112.1	113.5	5.0	1.2
Other miscellaneous metal building materials and curtain wall		3449-452	12/84	120.6	120.4	120.6	-.2	.2
Expanded metal lath		3449-5	12/84	102.4	102.5	102.5	-.7	0
Metal plaster base accessories, including corner beads, screeds, grounds, etc.		3449-511	12/84	94.4	94.4	(³)	(³)	(³)
Custom roll form products		3449-532	12/84	97.2	97.3	(³)	(³)	(³)
Carbon steel		3449-6	06/90	136.4	132.3	130.7	-.5	-1.2
Other steel		3449-611	06/90	146.6	141.1	138.8	-.6	-1.6
Secondary products and miscellaneous receipts		3449-614	06/90	125.4	(³)	(³)	(³)	(³)
Secondary products		3449-SM						
Secondary products		3449-S	12/84	133.3	(³)	(³)	(³)	(³)
Screw machine products, and bolts, nuts, screws, rivets, and washers								
Primary products	345		12/84	122.8	122.2	122.0	-.5	-.2
Screw machine products								
Primary products	3451		12/83	128.5	127.6	127.7	-1.7	.1
Automotive screw machine products		3451-P	12/83	131.5	131.4	131.5	-.5	.1
Other screw machine products		3451-1	12/83	127.7	127.5	127.5	-.7	0
Aircraft		3451-2	12/83	133.5	133.5	133.6	-.3	.1
Household appliances, including radio and television		3451-222	12/83	126.1	126.1	126.4	.6	.2
Electric and electronic equipment, except household appliances		3451-242	12/83	156.0	156.0	156.0	.2	0
Machinery		3451-252	12/88	122.4	122.0	122.1	.4	.1
All other end uses, including ordnance		3451-262	12/83	114.5	114.7	114.7	-1.6	0
Secondary products and miscellaneous receipts		3451-298	12/83	130.1	130.2	130.2	-.4	0
Miscellaneous receipts		3451-SM						
Secondary products		3451-M	12/88	74.5	60.2	60.2	-33.0	0
Secondary products		3451-S	12/83	122.8	122.8	122.8	-.5	0
Bolts, nuts, screws, rivets, and washers								
Primary products	3452		06/82	127.4	127.0	126.6	.3	-.3
Externally threaded fasteners, except aircraft		3452-P	06/82	128.4	128.0	127.6	.5	-.3
Hex bolts, including heavy, tap, and joint		3452-4	06/82	116.4	115.8	115.6	-.9	-.2
Square and round bolts and plow numbers 3, 4, 6, 7, and track		3452-412	06/82	102.5	102.4	102.3	0	-.1
High-strength structural and bent bolts		3452-413	06/82	118.9	118.9	118.9	0	0
Studs		3452-416	06/82	129.8	129.7	129.7	-.1	0
Flanged, self-locking, set, lag, and wood screws		3452-421	06/82	113.0	113.0	113.1	2.5	.1
Cap screws		3452-433	12/87	101.7	103.9	101.7	-2.1	-2.1
Machine screws		3452-436	12/87	134.4	134.4	134.4	0	0
Thread-forming tapping screws		3452-437	06/82	103.4	100.9	101.0	-2.2	.1
Thread-cutting, self-drilling, and thread-rolling screws		3452-441	06/82	119.7	119.7	119.5	-.1	-.2
Thread-cutting, self-drilling, and thread-rolling screws		3452-442	06/82	98.8	98.8	98.8	0	0

See footnotes at end of table.

Table 5. Producer price indexes for the net output of selected industries and their products, not seasonally adjusted
—Continued

Industry and product ¹	Industry code	Product code	Index base	Index			Percent change to Feb. 1999 from —	
				Oct. 1998 ²	Jan. 1999 ²	Feb. 1999 ²	Feb. 1998	Jan. 1999
Bolts, nuts, screws, rivets, and washers—Continued								
Other externally threaded fasteners, except aircraft		3452-469	06/82	116.1	116.6	116.6	0.4	0
Internally threaded fasteners, except aircraft		3452-5	06/82	100.4	100.4	100.4	.8	0
Square, sheet metal, weld, wing, and cage nuts		3452-501	06/82	124.8	124.9	124.9	.3	0
Hex nuts		3452-502	06/82	92.7	92.7	92.7	-.1	0
Locknuts: prevailing torque and free spinning		3452-511	06/82	123.7	123.8	123.7	.1	-.1
Other internally threaded fasteners, including all nonmetallic		3452-539	06/82	119.0	119.1	119.0	2.1	-.1
Nonthreaded fasteners, except aircraft		3452-6	06/82	120.4	119.9	119.9	.4	0
Solid rivets, all sizes		3452-601	06/82	105.2	105.1	105.2	0	.1
Pins, machine type		3452-621	06/82	139.1	139.1	139.1	8.1	0
Washers, all types		3452-631	06/82	110.8	109.1	109.1	-1.9	0
Other nonthreaded fasteners, including all nonmetallic		3452-649	06/82	126.7	126.7	126.7	.0	.0
Aircraft/aerospace fasteners		3452-7	06/82	194.8	194.8	192.0	2.6	-1.4
Bolts, all KSI tensile		3452-701	06/82	170.7	170.7	166.3	4.7	-2.6
Screws, all types, and studs, all types		3452-712	12/87	200.6	200.6	200.6	0	0
Nuts, all types		3452-731	06/82	233.7	233.7	233.7	4.9	0
Other formed fasteners		3452-8	06/82	131.6	131.6	131.6	1.5	0
Automotive		3452-811	12/93	99.4	99.4	99.4	0	0
Secondary products and miscellaneous receipts		3452-SM						
Miscellaneous receipts		3452-M	06/82	117.4	117.4	117.4	0	0
Secondary products		3452-S	06/82	120.5	119.7	119.7	-.7	0
Metal forgings and stampings	346		12/84	113.1	113.2	113.0	-1.2	-.2
Iron and steel forgings	3462		12/83	117.3	116.6	115.7	-1.9	-.8
Primary products		3462-P	12/83	119.3	118.9	117.8	-1.0	-.9
Hot impression die impact, press and upset ferrous forgings		3462-5	12/83	121.1	120.3	120.4	-.2	.1
Carbon steel		3462-511	12/83	125.7	126.0	126.3	1.3	.2
Alloy steel, except stainless and high-temperature		3462-513	12/83	114.2	113.3	113.2	-1.1	-.1
Stainless steel		3462-515	12/83	126.4	126.4	126.4	0	0
Seamless rolled-ring ferrous forgings		3462-7	12/83	124.9	118.9	119.7	-1.4	.7
Open die or smith (hammer or press) ferrous forgings		3462-8	12/83	108.8	(³)	104.7	-3.9	(³)
Secondary products and miscellaneous receipts		3462-SM						
Secondary products		3462-S	12/83	96.0	94.5	92.8	-8.5	-1.8
Nonferrous forgings	3463		12/83	146.9	149.6	149.3	2.0	-.2
Primary products		3463-P	12/83	154.6	157.8	157.4	2.3	-.3
Other nonferrous forgings, inc. cold impression die impact and seamless rolled		3463-1	06/98	(³)	98.4	102.1	(³)	3.8
Hot impression die impact, press and upset nonferrous forgings		3463-5	12/83	156.6	160.6	159.4	2.2	-.7
Aluminum and aluminum alloy		3463-521	12/83	182.7	185.2	188.0	4.2	1.5
Titanium and titanium alloy		3463-523	12/83	117.8	128.4	121.1	3.2	-5.7
Other nonferrous hot impression die forgings		3463-527	06/98	99.2	99.2	97.1	(³)	-2.1
Secondary products and miscellaneous receipts		3463-SM						
Secondary products		3463-S	12/83	113.9	113.9	114.1	-.1	.2
Automotive stampings	3465		12/82	110.4	110.4	110.3	-2.1	-.1
Primary products		3465-P	12/82	109.8	110.5	110.0	-.9	-.5
Original equipment automotive stampings		3465-1	12/82	108.2	108.9	108.4	-.9	-.5
Body panels		3465-101	12/82	102.9	104.0	103.3	-1.0	-.7
Chassis parts and other original equipment automotive stampings		3465-102	12/82	117.7	117.3	117.3	-1.0	0
Replacement part automotive stampings		3465-3	12/82	125.0	125.0	125.0	(³)	0
Secondary products and miscellaneous receipts		3465-SM						
Secondary products		3465-S	12/82	130.0	128.9	128.9	-1.2	0
Metal crowns and closures	3466		12/83	137.1	137.0	137.4	.4	.3
Primary products		3466-P	12/83	136.6	136.5	136.9	.4	.3
Metal commercial closures		3466-1	12/83	144.8	144.8	144.8	.3	0
Screw-on, thread or lug type		3466-103	12/83	141.7	141.7	141.7	.5	0
Tin mill		3466-10331	12/83	141.7	141.7	141.7	.5	0
All other metal commercial closures		3466-189	06/92	103.5	(³)	(³)	(³)	(³)
Metal stampings, n.e.c.	3469		06/84	128.7	128.9	128.9	-.1	0
Primary products		3469-P	06/84	128.1	128.2	128.3	.1	.1
Job stampings, except automotive		3469-2	06/84	126.8	126.5	126.6	-.2	.1
Stamped and spun utensils, cooking and kitchen, aluminum		3469-4	06/84	148.8	148.8	148.8	(³)	0
Stamped and spun utensils, cooking and kitchen, except aluminum		3469-5	06/84	141.7	142.3	142.3	1.1	0
Other stamped and pressed metal end products		3469-9	06/84	122.4	123.3	123.5	.5	.2
Secondary products and miscellaneous receipts		3469-SM						
Miscellaneous receipts		3469-M	12/87	114.8	114.8	114.8	(³)	0
Secondary products		3469-S	06/84	133.8	134.5	133.8	-1.0	-.5
Coating, engraving, and allied services	347		12/84	128.5	128.5	132.3	2.9	3.0
Metal plating and polishing	3471		12/84	137.9	138.1	146.1	6.6	5.8
Primary products		3471-P	12/84	138.5	138.9	147.5	7.1	6.2
Metal plating and polishing		3471-1	12/84	138.5	138.9	147.5	7.1	6.2
Secondary products and miscellaneous receipts		3471-SM						
Miscellaneous receipts		3471-M	12/89	116.3	117.1	122.3	8.1	4.4
Contract work and other miscellaneous receipts		3471-XY9	06/97	105.6	106.4	106.3	5.2	-.1
Secondary products		3471-S	12/84	130.3	128.8	129.0	-2.2	.2

See footnotes at end of table.

Table 5. Producer price indexes for the net output of selected industries and their products, not seasonally adjusted
—Continued

Industry and product ¹	Industry code	Product code	Index base	Index			Percent change to Feb. 1999 from —	
				Oct. 1998 ²	Jan. 1999 ²	Feb. 1999 ²	Feb. 1998	Jan. 1999
Metal coating and allied services	3479		12/84	118.5	118.4	118.6	-0.8	0.2
Primary products		3479-P	12/84	119.3	119.3	119.4	-.4	.1
Etching, engraving, coating and allied services		3479-1	12/84	119.3	119.3	119.4	-.4	.1
Etching and engraving, incl. etching and engraving nameplates		3479-11	06/97	100.6	100.6	100.6	.6	0
Metal coating		3479-12	06/97	99.6	99.6	99.7	-.5	.1
Galvanizing and other hot dip coatings		3479-121	12/84	118.7	118.7	119.1	-.8	.3
Organic coatings, enamels and lacquers, incl. alkyds, plastics, etc.		3479-122	12/84	113.9	113.9	113.9	-.3	0
Liquid spray coating, incl. electrostatic coating		3479-12212	12/84	125.0	125.0	125.0	0	0
Powder coating, incl. electrostatic and fluidized bed		3479-12213	06/97	99.8	100.1	100.1	.7	0
All other organic coatings, incl. curtain coating and wash coating		3479-12214	12/84	109.8	109.5	109.6	-1.1	.1
Inorganic coatings, incl. porcelain coatings		3479-123	06/97	99.8	99.8	99.8	-.3	0
Secondary products and miscellaneous receipts		3479-SM						
Miscellaneous receipts		3479-M	12/89	114.1	111.7	113.7	-11.9	1.8
Secondary products		3479-S	12/84	110.2	109.9	110.8	2.7	.8
Ordnance and accessories, except vehicles and guided missiles	348		06/85	131.3	131.8	131.4	1.2	-.3
Small arms ammunition, 30mm and under	3482		06/85	120.7	120.9	121.0	.2	.1
Primary products		3482-P	06/85	127.9	128.1	128.3	.2	.2
Cartridges for small firearms (rifles and sidearms)		3482-1	06/85	112.0	112.3	112.7	.6	.4
Centerfire pistols, including cartridges		3482-114	06/85	130.7	132.5	134.2	2.7	1.3
Ammunition components		3482-3	06/85	138.5	139.2	139.2	.4	0
Wads, shot cases (primed or unprimed), bullets, bullet jackets and cases		3482-369	06/85	138.9	140.1	140.1	.9	0
Ammunition, except for small arms	3483		12/85	125.5	125.5	124.9	1.5	-.5
Primary products		3483-P	12/85	121.2	121.2	120.2	-2.8	-.8
Artillery ammunition and component parts, over 30mm (or 1.18 inches) ..		3483-1	12/85	142.3	142.3	142.3	1.2	0
Artillery component parts		3483-171	12/85	133.3	133.3	133.3	0	0
Fuses		3483-17114	12/85	144.6	144.6	144.6	0	0
Ammunition, except for small arms, n.e.c.		3483-3	12/85	100.0	100.0	98.4	-6.8	-1.6
Bombs		3483-311	12/85	82.0	82.0	79.2	-5.3	-3.4
Secondary products and miscellaneous receipts		3483-SM						
Secondary products		3483-S	12/85	133.1	(³)	(³)	(³)	(³)
Small arms, 30 mm and under	3484		06/85	151.9	153.0	152.6	1.2	-.3
Primary products		3484-P	06/85	151.8	153.0	153.0	1.6	0
Pistols and revolvers		3484-2	06/85	141.3	141.7	141.6	2.8	-.1
Centerfire pistols and revolvers		3484-201	06/85	141.1	141.1	140.9	3.1	-.1
Rifles		3484-3	06/85	157.9	161.0	161.0	2.6	0
Centerfire rifles		3484-301	06/85	153.2	156.7	156.7	2.7	0
Bolt repeater centerfire rifles		3484-30122	08/85	147.3	149.2	149.2	2.4	0
Shotguns		3484-4	06/85	150.3	151.6	151.6	.9	0
Repeating shotguns		3484-401	06/85	151.9	153.4	153.4	1.0	0
Other small arms		3484-5	06/85	123.8	124.9	127.6	2.9	2.2
Parts and attachments for small arms		3484-6	06/85	144.8	147.4	146.0	.8	-.9
Small arms shipped to U.S. military		3484-7	06/92	106.2	106.2	106.3	0	-.1
Machine guns, shipped to U.S. military		3484-702	06/92	(³)	(³)	(³)	(³)	(³)
Secondary products and miscellaneous receipts		3484-SM						
Secondary products		3484-S	06/85	121.1	121.1	118.9	-.6	-1.8
Ordnance and accessories N.E.C.	3489		12/85	114.9	116.2	116.3	2.0	.1
Primary products		3489-P	12/85	138.3	138.6	138.6	2.2	0
Secondary products and miscellaneous receipts		3489-SM						
Secondary products		3489-S	12/85	120.2	122.4	122.4	1.8	0
Miscellaneous fabricated metal products	349		12/84	139.7	140.0	139.9	.4	-.1
Industrial valves	3491		06/91	121.1	122.0	122.2	2.9	.2
Primary products		3491-P	06/91	123.1	124.0	124.2	3.2	.2
Gates, globes, angles, straightway (y-type) checks, stop and check, cross, etc.		3491-1	06/91	138.6	140.3	140.4	8.3	.1
Valves for water works and municipal equipment (ibbw, awwa, and ul) ...		3491-2	06/91	122.4	123.0	123.1	3.2	.1
Ball valves (all metals, pressures, and types)		3491-3	06/91	119.6	120.0	120.1	1.5	.1
Butterfly valves (all metals, pressures, and types)		3491-4	06/91	110.8	117.7	120.7	10.2	2.5
Plug valves (all metals, pressures, and types)		3491-5	12/82	135.7	135.7	134.8	.1	-.7
Industrial valves, n.e.c.		3491-6	06/91	123.3	123.6	123.6	.8	0
Nuclear valves (n-stamp only)		3491-7	12/98	(³)	100.0	(³)	(³)	(³)
Automatic valves (regulating and control type) and parts (except nuclear)		3491-8	12/82	162.1	162.1	162.0	.9	-.1
Solenoid-operated valves and parts, except nuclear and fluid power transfer		3491-9	12/82	161.0	161.4	161.9	1.2	.3
Secondary products and miscellaneous receipts		3491-SM						
Miscellaneous receipts		3491-M	06/91	(³)	110.7	111.9	2.0	1.1
Secondary products		3491-S	06/91	112.1	113.4	112.9	1.1	-.4
Fluid power valves and hose fittings	3492		06/91	123.6	125.0	124.9	2.1	-.1

See footnotes at end of table.

Table 5. Producer price indexes for the net output of selected industries and their products, not seasonally adjusted
—Continued

Industry and product ¹	Industry code	Product code	Index base	Index			Percent change to Feb. 1999 from —	
				Oct. 1998 ²	Jan. 1999 ²	Feb. 1999 ²	Feb. 1998	Jan. 1999
Fluid power valves and hose fittings—Continued								
Primary products		3492-P	06/91	122.3	123.7	123.5	1.6	-0.2
Aerospace-type hydraulic fluid power valves		3492-A	06/91	106.8	107.3	107.3	.5	0
Nonaerospace-type hydraulic directional control valves		3492-C	06/91	(³)	118.6	118.5	(³)	-1
Manual types		3492-C11	06/91	(³)	116.4	(³)	(³)	(³)
All other, including solenoid types		3492-C12	06/91	(³)	119.3	119.2	(³)	-1
Nonaerospace-type hydraulic valves, except directional control		3492-D	12/98	(³)	100.0	100.0	(³)	0
Cartridge valves		3492-D11	12/98	(³)	100.0	100.0	(³)	0
All other, including electrohydraulic		3492-D12	12/98	(³)	100.0	100.0	(³)	0
Nonaerospace-type pneumatic directional control valves		3492-E	06/91	121.0	121.4	121.4	1.5	0
Solenoid types		3492-E11	06/91	123.6	123.7	123.7	.3	0
All other, including mechanical and remote pilot		3492-E12	12/98	(³)	100.8	100.8	(³)	0
Parts for fluid power valves		3492-G	06/91	120.9	120.3	120.3	.8	0
Aerospace-type hydraulic and pneumatic hose or tube end fittings and assemblies		3492-H	06/91	153.1	160.1	(³)	(³)	(³)
Nonaerospace-type flared (metal) fittings, couplings for, and assemblies of tubi		3492-J	06/91	(³)	111.9	111.9	(³)	0
Nonaerospace-type flareless fittings and couplings (incl. nonmetal fittings) use		3492-K	06/91	113.9	113.9	113.9	.5	0
Nonaerospace-type hydraulic and pneumatic assemblies of hose		3492-N	12/98	(³)	100.9	100.8	(³)	-1
Nonaerospace type hydraulic and pneumatic fittings and couplings for hose		3492-O	06/91	127.7	129.4	129.4	2.1	0
Secondary products and miscellaneous receipts		3492-SM						
Miscellaneous receipts		3492-M	12/98	(³)	101.9	101.9	(³)	0
Resales		3492-Z89	12/98	(³)	101.9	101.9	(³)	0
Secondary products		3492-S	06/91	131.2	132.2	132.1	3.5	-1
Steel springs, except wire								
Primary products	3493		06/81	118.8	118.8	119.1	.5	.3
Hot formed springs		3493-P	06/81	118.7	118.7	119.0	.5	.3
Hot formed coil springs		3493-1	06/81	119.5	119.5	120.0	.8	.4
Original equipment coil springs for cars, buses, and trucks		3493-121	06/81	127.4	127.4	127.4	-2	0
Locomotive, railroad car, and other helical springs		3493-12106	10/82	108.0	108.0	108.0	.2	0
Hot formed leaf springs		3493-12116	06/81	128.8	128.8	128.8	-5	0
Replacement leaf springs (including exports) for cars, buses, and trucks		3493-131	06/81	113.3	113.3	114.1	1.5	.7
Cold formed springs		3493-13151	06/81	119.6	119.6	120.5	2.5	.8
Cold formed flat springs made of sheet and strip		3493-2	06/81	117.8	117.8	117.8	0	0
Secondary products and miscellaneous receipts		3493-271	06/81	116.5	116.5	116.5	-6	0
Secondary products		3493-SM						
Secondary products, other than wire springs		3493-S	06/81	126.2	126.2	126.2	.7	0
Secondary products, other than wire springs		3493-SS	06/95	105.2	105.2	105.2	2.8	0
Valves and pipe fittings, n.e.c.								
Primary products	3494		12/82	151.8	155.3	155.3	1.7	0
Plumbing and heating valves and specialties, except plumbers' brass goods		3494-P	12/82	154.3	158.6	158.6	1.9	0
Metal fittings, flanges and unions for piping systems		3494-4	12/82	145.0	145.3	145.3	1.3	0
Fittings, flanges, and unions, butt-welded and socket welded or threaded types		3494-7	12/82	190.7	197.2	197.2	2.0	0
All other metal fittings, flanges, and unions for piping systems		3494-734	06/91	97.8	97.8	97.8	-7.0	0
Secondary products and miscellaneous receipts		3494-798	12/82	101.3	102.0	102.0	-10.3	0
Secondary products		3494-SM						
Secondary products		3494-S	12/82	165.8	165.8	165.8	1.8	0
Wire springs								
Primary products	3495		12/82	122.7	122.8	122.8	-1.8	0
Precision mechanical springs		3495-P	12/82	123.2	123.2	123.2	-2.2	0
Compression type, shipments to O.E.M.		3495-2	12/82	131.2	131.2	131.3	-1	.1
Automotive		3495-212	12/82	128.7	128.8	128.9	-4	.1
Consumer goods		3495-21211	12/82	111.8	112.0	112.3	.4	.3
Extension type		3495-21217	12/82	115.4	115.4	115.4	0	0
Torsion type		3495-215	12/82	138.9	139.1	139.1	.2	0
Other wire springs		3495-217	12/82	127.4	127.4	127.4	0	0
Other upholstery and furniture springs		3495-3	12/82	117.6	117.6	117.6	-3.8	0
Other wire springs		3495-319	12/82	126.3	125.6	125.6	0	0
Secondary products and miscellaneous receipts		3495-398	12/82	114.8	114.8	114.8	5.4	0
Secondary products		3495-SM						
Steel springs, except wire		3495-S	12/82	116.6	116.9	116.9	1.1	0
Secondary products, other than steel springs		3493-S	06/95	102.6	(³)	102.6	1.9	(³)
Secondary products, other than steel springs		3495-SS	06/95	99.8	100.4	100.4	.6	0
Miscellaneous fabricated wire products								
Primary products	3496		12/82	132.9	133.3	132.7	.6	-5
Noninsulated ferrous wire rope, cable and strand		3496-P	12/82	130.3	130.8	130.2	.7	-5
Ferrous wire cloth and other ferrous woven wire products		3496-1	12/82	139.1	138.6	138.1	-4	-4
Nonferrous wire cloth and other nonferrous woven wire products		3496-4	12/82	131.6	131.6	127.4	-3.0	-3.2
Steel fencing and fence gates		3496-5	12/82	88.2	88.0	89.0	(³)	1.1
Other ferrous fabricated wire products		3496-6	12/82	124.9	124.9	125.0	.5	.1
Wire racks		3496-8	12/82	133.2	133.9	133.5	1.2	-3
Other ferrous wire products		3496-885	12/82	133.0	134.4	134.3	1.8	-1
Secondary products and miscellaneous receipts		3496-898	12/82	122.3	122.9	122.5	1.1	-3
Secondary products and miscellaneous receipts		3496-SM						

See footnotes at end of table.

Table 5. Producer price indexes for the net output of selected industries and their products, not seasonally adjusted
—Continued

Industry and product ¹	Industry code	Product code	Index base	Index			Percent change to Feb. 1999 from —	
				Oct. 1998 ²	Jan. 1999 ²	Feb. 1999 ²	Feb. 1998	Jan. 1999
Miscellaneous fabricated wire products—Continued								
Miscellaneous receipts		3496-M	12/82	147.8	147.6	147.6	0.8	0
Contract work and other miscellaneous receipts		3496-XY9	06/98	99.7	98.5	98.5	(³)	0
Resales		3496-Z89	12/82	147.9	147.9	147.9	1.0	0
Secondary products		3496-S	12/82	154.0	153.5	153.0	-7	-3
Metal foil and leaf								
Primary products	3497		12/84	123.9	123.8	124.8	-3	.8
Converted unmounted aluminum foil packaging products (not laminated to other materials)		3497-P	12/84	115.2	115.1	114.8	-5	-3
Laminated aluminum foil rolls and sheets for flexible packaging uses		3497-1	12/90	91.6	91.6	91.6	1.0	0
Adhesive or wax laminated foil/paper combinations		3497-2	12/84	109.8	109.6	109.0	-1.9	-5
Foil/film/paper combinations		3497-225	12/90	110.5	110.5	110.5	-4.2	0
Gift wrap (laminated)		3497-228	12/90	95.6	(³)	92.1	-3.4	(³)
Converted foil or leaf for nonpackaging applications		3497-241	12/90	108.8	108.7	108.8	-2	.1
Secondary products and miscellaneous receipts		3497-3	12/84	130.0	(³)	130.0	0	(³)
Secondary products		3497-SM						
Secondary products		3497-S	12/84	167.3	167.9	176.6	5.5	5.2
Fabricated pipe and fabricated pipe fittings								
Primary products	3498		06/81	149.0	146.3	145.1	-4.5	-8
Iron and steel pipe, tube, and fittings		3498-P	06/81	148.2	145.3	144.0	-5.0	-9
Nonpressure pipe and tubing (heating, ventilation, air conditioning, and fridge)		3498-1	06/81	142.1	141.2	140.5	-3.2	-5
Petrochemical and papermill		3498-10313	12/94	107.8	107.8	107.8	-3	0
Water/sewage treatment		3498-10315	12/94	112.5	109.5	108.1	-7.5	-1.3
Other iron and steel pipe, tube, and fittings		3498-10316	12/94	101.8	101.8	101.8	(³)	0
Nonferrous pipe, tube, and fittings		3498-10318	12/94	101.7	105.6	105.6	1.7	0
Aluminum and aluminum base alloy pipe, tube, and fittings		3498-5	06/81	196.0	181.1	176.2	-12.4	-2.7
Copper and copper base alloy pipe, tube, and fittings		3498-501	06/81	129.1	124.5	125.6	-4.1	.9
Other nonferrous pipe, tube, and fittings		3498-502	06/81	204.1	(³)	201.2	-4	(³)
Secondary products and miscellaneous receipts		3498-503	06/81	208.9	(³)	(³)	(³)	(³)
Secondary products		3498-SM						
Secondary products		3498-S	04/82	112.8	112.8	112.8	.2	0
Fabricated metal products, n.e.c.								
Primary products	3499		06/85	132.2	131.1	131.0	-5	-1
Safes and vaults		3499-P	06/85	129.6	129.6	129.5	.4	-1
Safes and chests		3499-1	06/85	141.3	141.9	141.9	2.2	0
Fire-resistive safes and chests		3499-101	06/85	160.1	160.9	160.9	2.5	0
Burglary-resistive safes and chests		3499-10115	06/85	155.3	155.3	155.3	1.4	0
All other bank and security vaults and equipment		3499-10121	06/85	166.7	168.5	168.5	3.7	0
Metal ladders		3499-198	06/85	123.5	123.5	123.5	0	0
Step and platform ladders		3499-5	06/85	129.5	129.5	129.5	.6	0
All other metal ladders, including ladder accessories		3499-511	06/85	124.8	124.8	124.8	-7	0
Powder metallurgy parts, excluding bearings, gears, machine cutting tools, & all carbide parts		3499-521	06/85	134.5	134.5	134.5	2.0	0
Copper and copper-base alloy		3499-6	12/91	106.1	106.5	106.5	.9	0
Iron and steel		3499-633	12/91	117.3	119.4	119.4	1.8	0
Other metals		3499-655	12/91	99.4	99.4	99.3	-4	-1
All other fabricated metal products		3499-688	12/91	111.6	112.5	112.5	2.6	0
Permanent magnets, except ceramic		3499-8	06/85	132.5	132.4	132.3	.2	-1
Other fabricated metal products		3499-811	06/85	109.4	109.4	109.4	-1.3	0
Secondary products and miscellaneous receipts		3499-899	06/85	130.7	130.5	130.3	.2	-2
Miscellaneous receipts		3499-SM						
Resales		3499-M	06/85	171.1	151.8	151.8	-11.0	0
Secondary products		3499-Z89	06/85	139.3	139.3	139.3	-1.7	0
Secondary products		3499-S	06/85	127.4	127.6	127.6	-2	0

See footnotes at end of table.

**Table 5. Producer price indexes for the net output of selected industries and their products, not seasonally adjusted
—Continued**

Industry and product ¹	Industry code	Product code	Index base	Index			Percent change to Feb. 1999 from —	
				Oct. 1998 ²	Jan. 1999 ²	Feb. 1999 ²	Feb. 1998	Jan. 1999
Machinery, except electrical	35		12/84	117.4	117.4	117.5	-0.4	0.1
Engines and Turbines	351		12/84	134.2	135.2	135.6	1.5	.3
Turbines and turbine generator sets	3511		06/82	147.1	148.6	148.4	1.0	-.1
Primary products		3511-P	06/82	152.3	153.9	153.9	1.2	0
Steam, gas, hydraulic, solar & wind powered turbine generator sets, turbine generators, & parts		3511-1	06/82	160.2	163.4	163.5	2.7	.1
Gas turbine generator sets		3511-131	06/82	145.5	150.4	150.7	4.8	.2
Steam, gas, hydraulic & other turbines, nonlocomotive steam engines & parts		3511-2	06/82	148.1	148.1	148.1	-.4	.0
Steam turbines, steam engines and parts		3511-21	06/82	172.9	172.9	172.9	.3	0
Steam turbines, including steam engines		3511-211	06/82	172.9	172.9	172.9	.6	0
Parts and accessories for steam engines & steam turbines		3511-212	06/82	173.2	173.2	173.2	.1	0
Gas turbines, except aircraft, and parts and accessories		3511-23	06/82	133.4	133.4	133.4	-.6	0
Parts and accessories for gas turbines, except aircraft		3511-235	06/82	147.9	(³)	147.9	-3.5	(³)
Hydraulic and other turbines, parts and accessories		3511-26	06/94	116.9	117.8	118.2	3.2	.3
Hydraulic and other turbines		3511-261	06/94	116.9	117.8	118.2	3.2	.3
Internal combustion engines, n.e.c.	3519		12/82	136.6	137.4	138.1	1.8	.5
Primary products		3519-P	12/82	137.1	138.1	139.0	2.0	.7
Gasoline engines, except automotive		3519-A	12/95	101.9	102.0	102.0	1.4	0
Under 11 h.p.		3519-111	12/82	125.5	125.5	125.5	1.2	0
11 - 60.9 h.p.		3519-121	12/82	130.7	131.2	131.2	1.4	0
Diesel, semidiesel and dual fuel engines (except automotive)		3519-3	12/82	128.6	130.5	130.5	1.8	0
Less than 251 h.p.		3519-311	12/95	103.0	106.3	106.3	3.2	0
251 h.p. or more		3519-341	12/95	103.2	103.3	103.2	.7	-.1
Diesel, semidiesel and dual fuel engines (automotive)		3519-4	12/82	133.8	134.9	134.9	1.4	0
Less than 251 h.p.		3519-403	12/95	103.9	103.9	103.9	1.3	0
251 h.p. or more		3519-404	12/95	101.5	102.9	102.9	1.4	0
Parts and accessories		3519-9	12/82	136.0	137.2	139.6	3.1	1.7
Cylinder liners (sleeves)		3519-904	12/88	126.0	125.3	(³)	(³)	(³)
Intake and exhaust manifolds		3519-906	12/95	104.9	104.9	104.9	0	0
Other parts and accessories		3519-998	12/88	114.9	114.9	114.9	-.3	0
Secondary products and miscellaneous receipts		3519-SM						
Miscellaneous receipts		3519-M	12/82	127.5	127.5	127.5	1.6	0
Resales		3519-Z89	12/82	121.7	121.7	121.7	1.6	0
Secondary products		3519-S	12/82	133.8	132.1	132.1	.1	0
Other secondary products		3519-SSS	12/82	157.6	157.7	157.7	.7	0
Motor vehicle parts and accessories		3714-S	04/83	99.5	94.4	94.4	-4.3	0
Farm and garden machinery and equipment	352		12/84	128.4	128.3	128.5	.5	.2
Farm machinery and equipment	3523		12/82	141.1	140.9	141.3	1.0	.3
Primary products		3523-P	12/82	142.5	142.2	142.5	1.1	.2
Commercial turf and grounds mowing equipment, including parts and attachments		3523-A	12/82	148.0	147.9	148.0	2.0	.1
Powered non-riding mowers		3523-A01	12/82	168.6	168.6	168.6	5.3	0
Riding rotary turf mowers		3523-A07	12/82	143.0	143.0	143.0	1.3	0
Gang rotary cutting units, reel and rotary		3523-A15	12/82	164.2	163.9	163.9	.9	0
Flail cutting units, riding reel type turf, and other mowing equipment		3523-A21	12/94	111.1	111.1	(³)	(³)	(³)
Parts and attachments for commercial turf and grounds mowing equipment		3523-A31	12/82	125.7	125.5	125.5	1.1	0
Commercial turf and grounds care equipment, except mowing, including parts and attachments		3523-B	12/82	185.6	185.2	185.2	2.2	0
Other commercial turf and grounds care equipment, including aerators, spikers, pluggers, etc.		3523-B29	12/82	200.9	199.6	199.6	2.3	0
Parts and accessories for other commercial turf and grounds care equipment, except mowing		3523-B31	06/84	143.5	145.6	145.6	(³)	0
Wheel tractors and attachments, except: contractors' type, lawn and garden, and motor tillers		3523-1	12/82	146.8	146.8	146.8	1.3	0
Two-wheel drive farm type tractors, including front-wheel assist types		3523-1A	12/82	152.7	152.7	152.7	1.5	0
120 to 159 pto horsepower		3523-123	12/94	107.3	107.3	107.3	1.5	0
Four-wheel drive farm type tractors, including tractors with equal size tires, front and rear		3523-1B	12/82	128.3	128.3	128.3	.8	0
Under 250 pto horsepower		3523-134	12/94	108.9	108.9	108.9	.7	0
250 pto horsepower and over		3523-135	12/82	120.1	120.1	(³)	(³)	(³)
Farm dairy machines, sprayers and dusters, farm elevators and farm blowers		3523-2	12/82	150.1	150.7	151.2	1.1	.3
Sprayers and dusters		3523-2B	12/82	146.4	147.2	147.7	1.2	.3
Self-propelled, tractor mounted, and other power sprayers (field and row crop types)		3523-222	12/82	143.6	(³)	145.2	1.3	(³)
Agricultural hand sprayers, dusters, foggers, mist and other sprayers		3523-241	12/94	105.8	106.0	106.5	1.1	.5
Planting, seeding, and fertilizing machinery		3523-3	12/82	136.3	136.9	136.9	1.9	0
Planting and seeding machinery		3523-3A	12/82	131.1	131.4	131.4	1.5	0
Fertilizing machinery		3523-3B	12/82	151.7	152.8	152.8	2.3	0

See footnotes at end of table.

Table 5. Producer price indexes for the net output of selected industries and their products, not seasonally adjusted
—Continued

Industry and product ¹	Industry code	Product code	Index base	Index			Percent change to Feb. 1999 from —	
				Oct. 1998 ²	Jan. 1999 ²	Feb. 1999 ²	Feb. 1998	Jan. 1999
Farm machinery and equipment—Continued								
Fertilizer distributors, and manure spreaders (all types)		3523-361	12/94	105.5	106.6	106.6	2.0	0
Other planting, seeding, and fertilizing machinery, including attachments		3523-387	12/94	105.3	105.3	105.4	.7	.1
Harrows, rollers, pulverizers, stalk cutters, and similar equipment		3523-4	12/82	143.1	141.3	141.4	.2	.1
Horizontal blade stalk shredders and cutters, and rotary mowers		3523-418	12/82	163.6	163.6	163.6	1.4	0
Blade terracers, scrapers, land levelers, harrows, combination tillage equipment		3523-425	12/94	109.3	102.9	103.2	-5.0	.3
Harvesting machinery		3523-5	12/82	150.9	151.6	151.6	2.4	0
Field forage harvesters		3523-5A	12/82	136.3	136.4	136.4	2.1	0
Combines (harvester-threshers), except peanut combines		3523-511	12/82	153.5	153.8	(³)	(³)	(³)
Other harvesting machinery, including attachments		3523-5B	12/94	113.6	115.5	115.5	3.4	0
Other harvesting machinery, including picker-shellers and cotton strippers		3523-582	12/82	134.9	134.2	134.2	2.0	0
Haying machinery		3523-6	12/82	144.3	144.1	144.1	1.2	0
Pull type mower conditioners and windrowers with conditioner, all types		3523-619	12/87	124.2	123.4	(³)	(³)	(³)
Hay balers, all types		3523-655	12/82	150.1	149.8	(³)	(³)	(³)
All other haying machinery and equipment, including attachments		3523-699	12/94	109.0	109.6	(³)	(³)	(³)
Plows, listers, and attachments (excluding turf and grounds machinery)		3523-7	12/82	135.8	136.0	136.0	2.3	0
Moldboard plows, middle busters, disc bedders, chisel plows, disc-chisel combinations		3523-701	12/94	110.3	110.1	110.1	2.3	0
Farm machinery and equipment, n.e.c., excluding parts		3523-8	12/82	137.2	136.6	137.5	1.6	.7
Machines for preparing crops for market or for use		3523-8B	12/82	142.8	141.4	141.8	.7	.3
Feed grinders, feed mixers, and burr mills		3523-826	12/82	136.3	134.1	(³)	(³)	(³)
Tobacco curers, crop drying fans, heated air crop driers and units		3523-829	12/94	107.7	108.2	108.3	.9	.1
Other machines for preparing crops for market or for use		3523-839	12/82	154.4	152.7	153.5	1.3	.5
Barn and barnyard equipment		3523-8D	12/82	133.5	133.5	133.5	3.0	0
Other feeding equip. (including calf and cattle hopper types and electric powered bank feeders		3523-889	12/94	105.6	105.6	105.6	0	0
Other barn and barnyard equipment, including silo unloaders		3523-891	12/82	146.7	146.7	146.7	0	0
All hog equipment and attachments		3523-8P	12/82	139.8	139.8	139.8	-7	0
Farm wagons and other farm transportation equipment and attachments		3523-8W	12/82	164.1	162.1	166.6	3.8	2.8
Parts for farm machinery and equipment, excl. comm. turf and grounds equip		3523-9	12/82	133.3	132.5	132.7	-1.3	.2
Parts for wheel tractors		3523-925	12/94	102.9	102.3	102.8	-1	.5
Parts for machines for preparing crops for market or for use		3523-982	12/82	148.0	148.0	148.0	2.4	0
Parts for planting, seeding, and fertilizing machinery		3523-991	12/82	152.4	147.1	147.1	2.4	0
Parts for harvesting machinery		3523-994	12/82	136.7	136.7	136.7	0	0
Parts for haying machinery		3523-999	12/82	115.2	114.6	(³)	(³)	(³)
Secondary products and miscellaneous receipts								
Miscellaneous receipts		3523-SM						
Resales		3523-M	12/82	113.0	112.8	115.3	0	2.2
Resales		3523-Z89	12/82	113.3	112.9	115.8	-1	2.6
Secondary products		3523-S	12/82	126.8	126.7	126.7	.1	0
Other secondary products		3523-SSS	12/82	130.9	130.9	130.9	0	0
Construction machinery and equipment		3531-S	12/82	116.9	116.7	116.7	-2	0
Lawn and garden equipment								
Primary products	3524		12/82	124.6	124.7	124.7	-4	0
Consumer nonriding lawn, garden, and snow equipment		3524-P	12/82	127.2	127.2	127.2	.8	0
Lawn mowers		3524-1	12/82	118.1	118.1	118.1	.9	0
Rotary, push type, gasoline engine powered		3524-11	12/82	119.5	119.5	119.5	.1	0
Rotary, self-propelled, gasoline engine powered		3524-111	12/82	124.0	124.0	124.0	0	0
Snow throwers (snow blowers), except attachment types		3524-112	12/82	110.9	110.9	110.9	.3	0
Dual stage		3524-14	12/82	125.6	125.6	(³)	(³)	(³)
All powered lawn edgers/trimmers, including gasoline engine, electric, & others		3524-142	06/83	124.2	124.2	(³)	(³)	(³)
Other consumer nonriding lawn, garden, and snow equipment		3524-151	12/82	129.6	(³)	129.6	0	(³)
Parts and attachments for consumer nonriding lawn, garden, and snow equipment		3524-191	12/82	119.9	119.9	119.9	-3	0
Parts		3524-3	12/82	150.4	150.4	150.4	0	0
Consumer riding lawn, garden, and snow equipment		3524-312	12/82	149.1	149.1	149.1	0	0
Garden tractors		3524-4	12/82	143.0	143.0	143.0	.6	0
16.0 hp and over		3524-41	12/82	160.9	160.9	160.9	.7	0
Lawn tractors and riding mowers		3524-417	12/82	157.7	157.7	157.7	.6	0
Rear engine lawn tractors and riding mowers		3524-42	12/82	135.2	135.2	135.2	.3	0
8.0 hp and over		3524-422	12/82	142.5	142.5	142.5	.8	0
Parts and attachments for consumer riding lawn, garden, and snow equipment		3524-42214	12/94	100.3	100.3	100.3	.8	0
Attachments		3524-5	12/82	114.9	114.9	114.9	1.1	0
Parts		3524-517	12/82	152.4	152.4	152.4	1.9	0
Secondary products and miscellaneous receipts		3524-521	10/83	82.2	82.2	82.2	0	0
Secondary products		3524-SM						
Secondary products		3524-S	12/82	105.6	105.8	105.8	-4.7	0
Construction, mining, and materials handling machinery and equipment								
Construction machinery	353		12/84	136.3	137.1	137.5	1.5	.3
Construction machinery	3531		12/80	168.0	169.6	170.0	1.6	.2

See footnotes at end of table.

**Table 5. Producer price indexes for the net output of selected industries and their products, not seasonally adjusted
—Continued**

Industry and product ¹	Industry code	Product code	Index base	Index			Percent change to Feb. 1999 from —	
				Oct. 1998 ²	Jan. 1999 ²	Feb. 1999 ²	Feb. 1998	Jan. 1999
Construction machinery—Continued								
Primary products		3531-P	12/80	162.8	164.4	164.7	1.5	0.2
Off hwy wheel tractors		3531-1						
Off hwy wheel tractors, including wheeled log skidders and rubber-tired dozers		3531-101	12/80	154.7	159.3	159.3	3.0	0
Tracklaying tractors		3531-2	12/80	177.6	180.4	180.4	1.6	0
Parts/ attach. for tracklaying tractors, off-hwy wheel tractors, tractor shovel loaders		3531-3	12/80	163.9	164.7	164.6	.4	-.1
Parts/ attach. for tracklaying tractors, off-hwy wheel tractors, tractor shovel loaders		3531-305	12/80	163.9	164.7	164.6	.4	-.1
Power cranes, excavators, and draglines, incl. parts/ attach		3531-4	12/80	179.9	181.4	181.1	.9	-.2
Cranes		3531-4A	06/86	146.4	146.8	146.8	1.0	0
Cable operated cranes		3531-41103	12/80	217.0	217.2	217.0	.6	-.1
Hydraulic cranes		3531-41104	12/80	183.0	183.5	183.4	1.7	-.1
Miscellaneous cranes, incl. walking draglines		3531-41105	12/80	157.3	157.9	157.8	.3	-.1
Excavators		3531-411	06/86	159.0	162.0	161.2	1.2	-.5
Hydraulic operated excavators		3531-41102	12/80	171.9	175.1	174.3	1.2	-.5
Front end attachments for power cranes, draglines, and excavators		3531-481	12/80	165.9	165.9	(³)	(³)	(³)
Parts for power cranes, draglines, and excavators		3531-485	12/80	165.4	165.4	165.7	.2	.2
Mixers, pavers, and related equip. excl parts		3531-6	12/80	147.4	147.7	147.8	1.0	.1
Concrete equipment		3531-611	06/86	138.6	138.9	139.1	1.7	.1
Other concrete equipment, incl. concrete vibrators and pumps		3531-61104	06/86	148.3	148.7	149.3	2.2	.4
Bituminous equipment		3531-622	06/86	130.3	130.6	130.6	.3	0
Pavers, self-propelled		3531-62202	06/86	131.7	129.6	129.6	-.3	0
Tractor shovel loaders excluding parts/ attachments		3531-7	12/80	174.2	174.2	175.9	1.9	1.0
Wheel type		3531-711	06/86	137.6	137.6	139.0	1.9	1.0
Skid steer, 4 wheel drive		3531-71104	06/86	106.3	106.3	106.3	0	0
Nonskid steer, four wheel drive		3531-71105	12/93	113.8	113.9	114.6	1.5	.6
Scrapers, graders, rollers, off-hwy trucks/haulers, and attach. for mounting		3531-8	12/80	155.7	157.1	157.9	1.7	.5
Scrapers, all types		3531-811	12/80	183.7	186.3	186.3	1.5	0
Rollers, all types incl. self-propelled vibratory compactors		3531-831	12/80	164.4	166.9	168.7	2.6	1.1
Construction machinery for mounting on tractors, shovel loaders, etc. All other machines for mounting, including rippers, rooters, logging arches, side booms, etc.		3531-841	06/86	133.7	134.0	134.1	.4	.1
Off-hwy equipment		3531-84155	06/86	121.0	121.4	122.2	1.2	.7
Rear dump haulers		3531-851	06/86	143.5	143.9	144.9	1.6	.7
Rough terrain forklifts (integral units only), including fork lift attachments		3531-85123	12/93	114.8	114.8	116.0	1.8	1.0
Miscellaneous constr. mach./equip., incl other constr. machinery parts ..		3531-85125	12/93	107.5	108.4	108.5	.9	.1
Parts and attachments, excluding cranes, draglines, shovels, and tractors		3531-9	12/80	138.5	140.6	140.6	1.8	0
Miscellaneous construction machinery and equipment		3531-907	12/93	102.9	103.1	103.2	-.7	.1
Portable crushing, screening, or washing plants and combinations ...		3531-911	06/86	119.2	122.0	122.0	3.5	0
All other miscellaneous construction machinery		3531-91105	12/80	173.4	174.6	(³)	(³)	(³)
Other excavating and road construction machinery, including rotary snow clearing machinery		3531-91108	06/86	115.7	115.7	115.9	-.7	.2
Other excavating and road construction machinery, including rotary snow clearing machinery		3531-91109	12/80	101.4	105.1	105.1	4.7	0
Secondary products and miscellaneous receipts		3531-SM						
Miscellaneous receipts		3531-M	12/80	245.1	249.5	252.7	4.5	1.3
Resales		3531-Z89	08/84	178.9	180.4	183.4	3.5	1.7
Secondary products		3531-S	12/80	178.2	177.9	177.9	-.3	0
Other secondary products		3531-SSS	06/86	120.4	120.7	120.7	.1	0
Mining machinery and equipment								
Primary products	3532	3532-P	06/81	150.9	151.8	151.9	.7	.1
Underground mining machinery		3532-5	06/81	153.4	154.2	154.4	.8	.1
Loading mining machines, incl. gathering arm type, loader-hauler-dumpers, shovels, scoops		3532-562	06/81	176.1	176.0	176.0	.5	0
Continuous mining machines, coal and other types (borer, ripper, auger, drum, road-heading)		3532-564	06/81	183.8	183.8	183.8	0	0
Face-haulage vehicles, rubber tired, self-propelled, includes coal and other types		3532-566	06/81	172.0	172.0	172.0	1.7	0
Mineral processing and beneficiation machinery, excluding parts		3532-566	12/87	137.3	136.9	136.9	-.9	0
Crushing, pulverizing, and screening machinery		3532-6	06/81	168.4	171.5	171.5	2.2	0
Crushers, stationary types, including skid-mounted (gyratory, impact, jaw, and roll)		3532-7	06/81	178.8	180.7	182.3	1.4	.9
Screens (vibrating, stationary), including trommel types		3532-727	06/81	183.7	185.7	188.5	1.5	1.5
Drills and other mining machinery, except parts		3532-755	06/81	134.1	135.3	135.0	.7	-.2
Rock and coal drills, all types		3532-8	06/81	155.0	155.4	155.4	1.6	0
Parts and attachments for mining machinery and equipment		3532-825	06/94	110.8	110.8	110.8	1.6	0
Parts and attachments for mining machinery sold separately, excluding drill bits		3532-9	06/81	134.1	134.8	134.7	.4	-.1
Parts for face-haulage and support vehicles		3532-975	06/81	134.7	135.4	135.5	.4	.1
Parts for mineral processing, beneficiation, crushing, pulverizing, & screening machinery		3532-97511	06/94	125.9	125.9	125.9	-.1	0
Parts for all other mining machinery and equipment		3532-97522	06/94	103.3	104.9	104.9	1.5	0
Percussion rock drill bits		3532-97533	06/94	103.7	103.7	103.8	.2	.1
Secondary products and miscellaneous receipts		3532-989	02/90	127.6	127.6	127.6	1.2	0
Miscellaneous receipts		3532-SM						
Miscellaneous receipts		3532-M	06/81	146.6	148.0	148.0	1.0	0

See footnotes at end of table.

Table 5. Producer price indexes for the net output of selected industries and their products, not seasonally adjusted—Continued

Industry and product ¹	Industry code	Product code	Index base	Index			Percent change to Feb. 1999 from —	
				Oct. 1998 ²	Jan. 1999 ²	Feb. 1999 ²	Feb. 1998	Jan. 1999
Mining machinery and equipment—Continued								
Resales		3532-Z89	06/81	152.3	153.8	153.7	0.9	-0.1
Secondary products		3532-S	06/81	130.0	131.2	130.8	-.8	-.3
Other secondary products		3532-SSS	06/81	128.3	130.8	129.9	-1.5	-.7
Oil field and gas field machinery and equipment								
Primary products	3533		12/80	160.7	160.9	161.5	1.3	.4
Rotary oil field and gas field drilling machinery and parts		3533-P	12/80	154.3	154.5	154.4	.6	-.1
Rotary drilling surface equipment		3533-1	12/86	152.6	153.2	152.9	.9	-.2
Other rotary dril. surface equip.,incl Kelly joints,rotary tables,crown/trav.bl		3533-11	12/86	147.4	147.4	147.4	0	0
Rotary drilling subsurface equipment		3533-121	12/86	152.7	152.7	152.7	0	0
Bits		3533-14	12/86	157.1	157.9	157.6	1.2	-.2
Tungsten-carbide insert bits		3533-141	12/80	229.9	232.8	231.7	3.1	-.5
Steel-toothed bits		3533-14101	12/80	228.9	232.2	231.3	2.9	-.4
Other bits, including diamond bits		3533-14102	12/80	266.4	269.9	267.0	5.7	-1.1
Other subsurface dril. equip., incl fishing tools, subsea risers, coring equip		3533-14103	12/80	(³)	(³)	(³)	(³)	(³)
Parts for rotary drilling equipment, sold separately, except for drilling rigs		3533-149	12/86	131.5	131.5	131.5	0	0
Other oil and gas field drilling machinery and equipment and parts		3533-16	12/94	95.9	(³)	(³)	(³)	(³)
Cementing, floating, guiding, and shoe equipment		3533-2	12/86	138.4	138.4	138.4	.3	0
Other oil and gas field drilling equipment, incl. cable tool drilling machinery		3533-253	12/80	151.8	(³)	(³)	(³)	(³)
Oil field and gas field production machinery and equipment		3533-296	12/94	118.7	118.7	118.7	.5	0
Surface, subsurface, and subsea production well equipment		3533-3	12/80	133.8	133.8	133.8	.6	0
Casing and tubing heads and supports		3533-31	12/80	127.2	127.2	127.2	0	0
Rod lifting machinery and equipment (surface and subsurface)		3533-313	12/86	(³)	142.8	142.8	(³)	0
Pumping units and other surface rod lifting equipment		3533-35	12/80	123.7	123.7	123.7	-1.2	0
Retrievable packers and accessories		3533-354	12/94	110.8	110.8	110.8	-1.9	0
Separating, metering, and treating equipment for oil and gas (located on well site)		3533-363	12/80	162.3	162.3	162.3	0	0
Parts for oil and gas field production machinery and tools, sold separately		3533-371	12/80	127.2	127.2	127.2	0	0
Other oil field and gas field production machinery and tools		3533-382	12/86	127.8	127.8	127.8	6.9	0
Oil field and gas field derricks and well surveying machinery		3533-398	12/86	127.8	127.8	127.8	.3	0
Secondary products and miscellaneous receipts		3533-9	12/86	91.8	91.8	91.8	0	0
Miscellaneous receipts		3533-SM						
Resales		3533-M	12/80	220.5	220.5	223.6	2.8	1.4
Secondary products		3533-Z89	09/86	190.5	190.5	196.7	6.5	3.3
Other secondary products		3533-S	12/80	140.2	140.5	142.7	2.8	1.6
		3533-SSS	12/80	138.0	138.0	140.7	3.5	2.0
Elevators and moving stairways								
Primary products	3534		06/81	130.8	131.1	131.1	1.9	0
Elevators and moving stairways		3534-P	06/81	128.2	128.6	128.6	1.8	0
Hydraulic passenger elevators		3534-1	06/81	126.4	126.6	126.6	2.0	0
Other non farm elev., incl. sidewalk elev., dumbwaiters, man & resid. lifts		3534-112	06/81	130.0	130.0	130.0	1.7	0
Parts and attachments for elevators and moving stairways		3534-196	06/81	139.9	140.7	140.7	.6	0
Secondary products and miscellaneous receipts		3534-3	06/81	150.6	152.3	152.3	1.1	0
		3534-SM						
Conveyors and conveying equipment								
Primary products	3535		06/84	133.1	133.6	134.2	2.0	.4
Unit handling conveyors and conveying systems, except hoists and farm elevators		3535-P	06/84	131.4	131.8	132.4	2.2	.5
Gravity conveyors (skate wheel and roller)		3535-3	06/84	125.7	126.2	126.4	1.8	.2
Powered conveyors (belt and roller)		3535-311	06/84	127.8	128.9	128.8	1.7	-.1
Light to medium duty		3535-314	06/84	121.7	122.5	122.4	1.8	-.1
Heavy duty		3535-31411	06/84	122.9	123.7	123.6	1.8	-.1
All other conveyors, incl. pallet, portable, tow		3535-31412	06/84	119.8	120.4	120.4	1.7	0
Parts and accessories for unit handling conveyors and conveying systems (sold separately)		3535-319	12/95	107.7	107.7	107.9	3.6	.2
Bulk material handling conveyors and conveying systems, except hoists and farm elevators		3535-4	06/84	144.4	143.1	144.7	1.8	1.1
Conveyors and elevators		3535-5	06/84	130.2	130.9	131.7	2.9	.6
Belt conveyors and systems		3535-511	06/84	129.9	130.8	131.6	3.2	.6
Pneumatic conveyors		3535-51111	06/84	134.3	135.0	135.3	2.2	.2
All other conveyors and elevators, incl. apron, en masse, flight, and drag		3535-51114	08/84	132.9	(³)	(³)	(³)	(³)
Loading and storing systems, incl. traveling stackers, trippers, centr. throwers		3535-51119	12/95	104.4	104.4	105.5	2.1	1.1
Parts and access. for bulk material handling conveyors and conveying systems, sold separately		3535-513	06/84	132.0	(³)	135.2	2.4	(³)
Belt conveyor idlers		3535-6	06/84	149.2	149.2	151.4	2.4	1.5
All other parts, attachments, and access., incl. belt conveyor pulleys, sold sep		3535-611	06/84	156.2	156.2	156.2	1.8	0
Secondary products and miscellaneous receipts		3535-619	12/95	102.1	102.1	103.9	2.6	1.8
Miscellaneous receipts		3535-SM						
Contract work and other miscellaneous receipts		3535-M	06/84	142.4	144.8	144.8	1.8	0
Resales		3535-XY9	06/84	161.1	166.6	166.6	3.7	0
Secondary products		3535-Z89	06/84	130.1	130.1	130.1	0	0
		3535-S	06/84	135.6	135.6	136.2	.4	.4

See footnotes at end of table.

Table 5. Producer price indexes for the net output of selected industries and their products, not seasonally adjusted
—Continued

Industry and product ¹	Industry code	Product code	Index base	Index			Percent change to Feb. 1999 from —	
				Oct. 1998 ²	Jan. 1999 ²	Feb. 1999 ²	Feb. 1998	Jan. 1999
Overhead traveling cranes, hoists, and monorail systems	3536		12/84	141.8	142.9	143.0	2.6	0.1
Primary products		3536-P	12/84	141.6	142.4	142.4	2.4	0
Hoists		3536-3	12/84	141.3	142.5	142.5	3.0	0
Hoists		3536-340	12/96	107.6	108.6	108.6	3.4	0
Parts and attachments for hoists (sold separately)		3536-345	12/84	140.1	140.9	140.9	1.4	0
Overhead traveling cranes and monorail systems		3536-4	12/84	140.7	141.0	141.0	1.9	0
Overhead traveling cranes and monorail systems, exc. const. power cranes		3536-420	12/96	105.1	105.1	105.1	1.4	0
Parts and attachments for cranes and monorail systems (sold separately)		3536-460	12/84	124.4	125.5	125.4	3.6	-1
Secondary products and miscellaneous receipts		3536-SM						
Miscellaneous receipts		3536-M	12/84	132.2	135.8	137.5	5.4	1.3
Resales		3536-Z89	12/84	139.6	139.6	143.1	5.3	2.5
Secondary products		3536-S	12/84	141.7	142.8	142.3	.9	-4
Industrial trucks and tractors	3537		12/79	152.2	152.0	152.2	.2	.1
Primary products		3537-P	12/79	149.0	149.0	149.1	.1	.1
Industrial trucks and tractors, motorized and hand powered		3537-1	12/79	145.2	145.2	145.2	0	0
Motorized handtrucks (non-riding)		3537-111	12/79	149.9	149.9	149.9	3.4	0
Operator riding, electric trucks, including fork lift and other work trucks		3537-123	12/79	135.5	135.5	135.5	-1.2	0
Operating riding internal combustion or other non- electric trucks		3537-124	06/94	105.4	105.5	105.5	-2	0
Dock boards (industrial loading ramps)		3537-132	06/94	100.9	100.1	(³)	(³)	(³)
Handlift trucks (non-powered) including platform trucks and dollies, not self-pr		3537-161	06/94	111.3	111.3	111.5	.5	.2
Pallet loaders and unloaders (palletizers and depalletizers)		3537-175	06/94	106.4	106.4	106.4	1.8	0
Hydraulic lift tables (electro-hydraulic lift platforms)		3537-182	12/86	134.8	134.8	134.8	0	0
All other industrial trucks, tractors and trailers		3537-197	12/86	111.0	111.4	112.0	1.0	.5
Parts, attachments, accessories for industrial trucks and tractors		3537-3	12/86	127.1	127.0	127.0	.3	0
Secondary products and miscellaneous receipts		3537-SM						
Miscellaneous receipts		3537-M	12/86	143.6	141.1	143.6	1.8	1.8
Secondary products		3537-S	12/79	191.9	192.2	192.1	.5	-1
Metalworking machinery and equipment	354		12/84	141.6	141.6	141.8	.6	.1
Machine tools, metal cutting types	3541		06/83	155.8	156.0	156.5	.6	.3
Primary products		3541-P	06/83	154.4	154.4	154.5	.3	.1
Boring and drilling machines		3541-A	12/92	108.9	108.9	108.9	3.8	0
Machining centers		3541-B	06/83	144.2	143.5	144.4	-7	.6
Drill, mill, bore, vertical (automatic tool change)		3541-B4	06/83	132.1	(³)	(³)	(³)	(³)
Y - axis travel over 26 inches		3541-B419	06/83	127.0	(³)	(³)	(³)	(³)
Drill, mill, bore, horizontal (automatic tool change)		3541-B6	06/83	152.8	151.2	152.9	-2.4	1.1
Station type machines		3541-C	06/83	167.6	167.6	167.9	.9	.2
Dial or rotary, trunnion and center column		3541-C11	06/83	135.4	135.4	136.4	1.6	.7
Transfer		3541-C13	06/83	172.5	172.5	172.5	.6	0
Other metal cutting machine tools		3541-D	06/83	152.0	153.5	153.3	1.3	-1
Sawing and cutoff machines		3541-D4	06/83	154.8	157.3	156.9	1.6	-3
Spark erosion, ultrasonic, and electrolytic machines		3541-D5	12/92	107.6	109.3	109.1	1.4	-2
Miscellaneous metal cutting machine tools, incl. tapping mach		3541-D6	06/83	181.4	181.4	181.4	1.1	0
Grinding, polishing, buffing, honing, and lapping machines		3541-4	06/83	172.1	172.3	172.3	.3	0
All grinding, polishing, buffing, honing, and lapping machines valued at \$2500 each or more		3541-4B	06/83	172.7	172.9	172.9	.3	.0
External cylindrical grinding machines		3541-409	06/83	192.5	(³)	192.5	0	(³)
Surface grinding machines, all types		3541-431	06/88	134.6	134.6	134.6	.9	0
Tool and cutter grinding machines		3541-452	07/83	169.0	170.3	170.3	.8	0
All other grinding machines, n.e.c., including thread grinding machines		3541-492	06/83	155.9	155.9	155.9	0	0
Turning machines (lathes), all types		3541-5	06/83	149.4	148.6	148.6	-1.1	0
Horizontal numerically controlled turning machines		3541-519	06/83	136.8	135.7	135.7	-8	0
Vertical numerically controlled turning machines		3541-528	06/83	118.9	(³)	(³)	(³)	(³)
Milling machines		3541-6	06/83	156.5	(³)	(³)	(³)	(³)
Parts for metal cutting type machine tools, sold separately, and rebuilt machine tools		3541-9	06/83	151.9	152.0	152.0	.9	0
Parts for metal cutting type machine tools, sold separately		3541-911	06/83	153.2	153.3	153.3	.3	0
Rebuilt metal cutting type machine tools		3541-941	08/83	149.7	149.7	149.7	3.5	0
Secondary products and miscellaneous receipts		3541-SM						
Miscellaneous receipts		3541-M	06/83	181.5	183.6	185.2	1.8	.9
Contract work and other miscellaneous receipts		3541-XY9	06/88	189.4	192.7	195.3	3.1	1.3
Resales		3541-Z89	06/83	142.7	142.7	142.7	-8	0
Secondary products		3541-S	06/83	145.0	145.7	147.3	1.7	1.1
Metal forming machine tools	3542		06/81	168.3	169.3	169.4	2.2	.1
Primary products		3542-P	06/81	172.8	173.9	174.0	2.3	.1
Punching, shearing, bending, and forming machines		3542-1	06/81	142.4	144.6	144.4	3.7	-1
Punching machinery		3542-111	09/88	120.3	123.7	123.1	7.9	-5
Punching machines, fixed position and two axes positioning table		3542-11111	12/92	121.9	125.3	(³)	(³)	(³)
Shearing machinery		3542-121	12/92	123.7	123.7	123.7	0	0
Shearing machinery		3542-12114	12/92	123.7	123.7	123.7	0	0
Bending and forming machinery		3542-131	06/81	141.6	143.0	143.0	1.3	0

See footnotes at end of table.

Table 5. Producer price indexes for the net output of selected industries and their products, not seasonally adjusted—Continued

Industry and product ¹	Industry code	Product code	Index base	Index			Percent change to Feb. 1999 from —	
				Oct. 1998 ²	Jan. 1999 ²	Feb. 1999 ²	Feb. 1998	Jan. 1999
Metal forming machine tools—Continued								
Press brakes		3542-13113	06/81	155.0	155.0	155.0	0	0
Rolls, all types		3542-13117	12/92	95.3	102.5	102.5	13.3	0
Other bending and forming machines including folders		3542-13118	12/86	141.9	143.6	143.6	1.5	0
Presses, except forging		3542-2	06/81	190.3	191.0	191.0	1.9	0
Mechanical presses		3542-211	06/81	193.2	194.0	194.0	1.8	0
Vertical, straight-sided and arch frame		3542-21112	06/81	145.7	146.9	146.9	1.9	0
Other mechanical presses		3542-21113	12/92	129.4	129.4	129.4	0	0
Hydraulic presses		3542-212	06/81	179.0	179.1	179.1	2.3	0
Other hydraulic presses		3542-21213	06/81	136.8	136.8	136.8	2.8	0
Other metal forming machine tools and forging machines		3542-3	06/81	199.1	199.8	199.8	2.3	0
Other metal forming machine tools		3542-312	06/81	214.5	(³)	214.5	2.2	(³)
Rebuilt metal forming machine tools and parts for metal forming machine tools		3542-4	06/81	168.6	168.6	169.3	.8	.4
Parts for metal forming machine tools		3542-413	06/81	164.1	164.1	164.8	.8	.4
Secondary products and miscellaneous receipts		3542-SM						
Secondary products		3542-S	06/81	138.5	139.2	139.9	3.2	.5
Other secondary products		3542-SSS	12/92	104.7	104.7	105.4	5.2	.7
Industrial patterns	3543		12/84	127.4	127.5	127.2	0	-2
Primary products		3543-P	12/84	127.8	127.8	127.5	-2	-2
Industrial patterns, except shoe patterns		3543-1	12/84	127.8	127.8	127.5	-2	-2
Foundry patterns		3543-115	12/84	130.3	130.3	129.9	-2	-3
All other industrial patterns, except shoe patterns		3543-198	12/84	121.5	121.8	121.8	.2	0
Secondary products and miscellaneous receipts		3543-SM						
Secondary products		3543-S	12/84	122.2	122.2	122.2	2.1	0
Special tools, dies, jigs, fixtures and industrial molds	3544		06/81	145.1	145.0	145.1	.3	.1
Primary products		3544-P	06/81	147.9	147.9	148.0	.3	.1
Special tools, dies, jigs and fixtures		3544-1	06/81	155.5	155.6	155.6	.5	0
Jigs and fixtures, all types		3544-11	06/81	222.6	222.8	222.9	1.5	0
Gauging and checking types, under 1,000 pounds weight		3544-113	06/81	226.5	226.5	226.5	1.3	0
Gauging and checking types, 1,000 pounds weight and over		3544-115	06/94	100.0	100.0	100.0	0	0
All other jigs and fixtures (holding, positioning, layout, assembly), under 1,000 pounds		3544-117	06/81	206.2	206.1	206.7	.8	.3
All other jigs and fixtures (holding, positioning, layout, assembly), 1,000 pounds and over		3544-118	06/81	198.9	198.9	(³)	(³)	(³)
Components and parts for jigs and fixtures, including drill bushings		3544-119	02/88	134.4	135.3	135.3	2.7	0
Dies, metal cutting only		3544-12	06/81	132.7	132.7	132.7	0	0
Forming and drawing dies		3544-1E	06/81	141.4	141.4	141.4	-6	0
Forming and drawing dies, 500 pounds weight and under		3544-122	06/81	132.4	132.6	132.6	-2.1	0
Forming and drawing dies, 501 through 3,000 pounds weight		3544-124	06/81	134.2	134.2	(³)	(³)	(³)
Forming and drawing dies, over 3,000 pounds weight		3544-126	06/94	104.9	104.9	104.9	0	0
Stamping dies, including lamination and blanking dies		3544-1F	06/81	123.5	123.5	123.5	.1	.0
Stamping dies, progressive type, high-speed steel		3544-127	06/81	110.6	110.6	110.6	0	0
All other stamping type dies (punch, trim, notch, perforate, etc.)		3544-129	06/81	131.7	131.7	131.7	.1	0
Forging dies, including cold forging and heading		3544-1H						
All other dies		3544-1J	06/94	107.8	107.8	107.8	1.4	0
Components and parts for dies		3544-1K	06/94	109.0	109.0	109.0	.1	0
Die sets		3544-173	06/94	114.4	(³)	114.4	-4	(³)
Other components and parts for dies, including standard punches, springs, etc.		3544-179	06/94	106.6	106.6	106.6	.2	0
Other specially designed tooling, prototypes, and models		3544-19	10/82	134.8	134.8	134.8	.7	0
Industrial molds		3544-2	06/81	134.9	134.9	135.1	.1	.1
Metal industrial molds for casting metal or metal carbide		3544-21	06/81	137.9	137.5	137.5	.1	0
Metal injection or compression die casting types, except ingot molds		3544-211	06/81	139.6	139.6	139.6	0	0
All other metal foundry molds, except ingot molds		3544-213	06/94	104.9	104.3	104.3	.2	0
Metal industrial molds for molding wax		3544-22						
Metal industrial molds for molding wax		3544-222	06/94	100.1	(³)	100.1	0	(³)
Metal industrial molds for molding rubber, including tire molds		3544-23						
Metal industrial molds for molding plastic		3544-25	06/81	132.7	132.7	133.0	0	.2
Metal injection molds for plastic		3544-251	06/81	132.8	132.8	133.0	-2	.2
Metal compression molds for plastic, including matched metal molds		3544-255	06/94	105.1	105.1	106.4	2.0	1.2
All other industrial molds		3544-26	12/86	117.2	117.2	117.4	1.0	.2
All other molds made of metal (including molds for glass and other products) and mold bases		3544-261	06/87	122.5	122.5	122.7	1.4	.2
Industrial molds made of materials other than metal		3544-263	12/86	100.6	(³)	100.6	0	(³)
Components and parts for industrial molds		3544-27	12/86	124.8	124.8	124.8	1.0	0
Secondary products and miscellaneous receipts		3544-SM						
Miscellaneous receipts		3544-M	03/87	103.8	103.8	103.8	.8	0
Contract work and other miscellaneous receipts		3544-XY9	06/94	100.0	(³)	(³)	(³)	(³)
Secondary products		3544-S	06/81	128.9	127.7	127.8	-9	.1
Machine tool accessories	3545		06/83	136.6	136.4	136.6	1.0	.1
Primary products		3545-P	06/83	135.4	135.1	135.3	1.0	.1

See footnotes at end of table.

Table 5. Producer price indexes for the net output of selected industries and their products, not seasonally adjusted—Continued

Industry and product ¹	Industry code	Product code	Index base	Index			Percent change to Feb. 1999 from —	
				Oct. 1998 ²	Jan. 1999 ²	Feb. 1999 ²	Feb. 1998	Jan. 1999
Machine tool accessories—Continued								
Small cutting tools for machine tools and metalworking machinery		3545-1	06/83	129.9	129.5	129.5	0.9	0
Broaches, excluding holders and burnishing bars		3545-114	09/83	107.7	105.8	105.8	-1.8	0
Twist drills, gun drills, combined drills, countersinks and counterbores		3545-12	06/83	127.8	127.3	127.3	-.1	0
Twist drills		3545-121	06/83	126.6	126.0	126.1	0	.1
Carbon steel and high speed steel		3545-1211	06/83	132.3	132.5	132.4	.7	-.1
1/2 inch and under diameter, straight shank		3545-12117	06/83	139.9	140.2	140.0	1.2	-.1
Over 1/2 inch diameter, straight shank		3545-12119	09/83	113.5	113.5	113.5	0	0
Carbide, solid and tipped, excluding blanks and tips sold separately and masonry drills		3545-12121	09/83	111.6	111.3	111.3	-.3	0
Gun drills, combined drills, countersinks and counterbores		3545-122	06/83	132.6	132.6	132.6	0	0
Countersinks, including port cutters, etc., but excluding combined drills and countersinks		3545-12227	09/83	117.2	117.2	117.2	0	0
Reamers, all types, excluding gun reamers		3545-13	06/83	130.6	130.6	130.7	.1	.1
Carbide, solid and tipped, excluding tips and blanks sold separately		3545-136	11/83	122.5	122.5	122.7	.2	.2
End mills and milling cutters		3545-15	06/83	131.5	131.3	131.3	1.7	0
End mills, solid and tipped, die sinking, contour, router, tracer, hollow mills, etc.		3545-151	06/83	122.1	121.5	121.5	.2	0
High speed steel		3545-1511	06/83	128.8	127.7	127.7	-.1	0
Carbide, solid and tipped, excluding blades sold separately		3545-1512	09/83	100.5	100.5	100.5	.6	0
Inserted blade type cutters, all types, complete		3545-153						
Indexible or throwaway insert		3545-1533	06/83	124.5	124.6	124.6	3.0	0
Single and double point tools and circular form tools		3545-16	06/83	155.2	156.7	156.1	3.0	-.4
Circular form tools, including semifinished blanks		3545-161	06/83	127.0	127.0	128.2	.9	.9
Single and double point tools		3545-162	06/83	165.0	167.1	165.9	3.8	-.7
High speed steel		3545-16265	06/95	106.8	106.8	106.8	6.4	0
Other materials		3545-16268	06/83	171.0	175.3	172.8	1.4	-1.4
Threading tools		3545-17	06/83	139.1	138.4	138.4	-.2	0
Taps, excluding taps in threading sets and screw plates and inserted chaser types		3545-171	06/83	136.7	135.8	135.8	-.2	0
High speed steel		3545-1712	06/83	135.1	134.0	134.0	-.3	0
Ground thread		3545-17122	06/83	137.6	136.3	136.3	-.4	0
Carbon steel and carbide		3545-1714	06/88	132.4	(³)	(³)	(³)	(³)
Blanks, tips, and inserts		3545-18	06/83	128.0	127.4	127.4	1.0	0
Molded blanks and tips, including carbide, cast alloy, and ceramic ..		3545-181	06/83	111.5	111.3	111.2	1.8	-.1
Inserts, indexible, and throwaway types		3545-182	06/83	135.7	134.9	135.0	1.0	.1
Carbide		3545-1821	06/83	135.6	134.8	134.8	1.0	0
Pressed to size, including inserts with center holes and with molded chip breakers		3545-18214	06/83	146.8	146.4	146.4	3.7	0
Other than carbide		3545-1822	10/83	141.4	141.4	141.7	.8	.2
Other types of cutting tools for machine tools, including rotary burrs, files and spade drills		3545-19	06/83	126.7	127.4	127.4	2.3	0
Carbon steel		3545-192	06/83	142.2	142.2	142.2	1.4	0
Carbide, solid and tipped, excluding tips and blanks sold separately		3545-198	06/83	117.7	118.7	118.7	1.5	0
Precision measuring tools (inspection, quality control, tool room, and machinists' tools)		3545-2	06/83	147.4	147.7	149.5	1.6	1.2
Fixed size limit gauges, fixture type		3545-213	03/90	104.8	104.8	104.8	0	0
Fixed size limit gauges, thread type		3545-215	06/83	109.4	109.9	109.9	.9	0
Micrometers and calipers		3545-265	06/83	151.7	151.7	155.6	3.2	2.6
Other machinists' precision tools, incl dividers and surface texture measuring machines		3545-299	06/88	141.7	141.7	144.6	2.8	2.0
Other attachments and accessories for machine tools and metalworking machinery		3545-3	06/83	148.7	148.7	148.8	1.5	.1
Tool holders		3545-31	06/83	149.7	149.7	149.9	2.0	.1
Turning tool holders (mechanically clamping for inserts and bits), except box tools		3545-312	06/83	169.1	169.2	169.2	4.0	0
Boring bars and heads		3545-314	06/83	142.4	142.4	143.4	2.4	.7
Special tooling and attachments for screw and automatic machines ..		3545-316	06/83	145.3	145.3	145.3	0	0
Other tool holders, including other chucks, drill heads, tool posts, turrets, sleeves, etc.		3545-318	06/83	149.2	149.2	149.2	2.1	0
Work holding devices		3545-34	06/83	149.1	149.1	149.1	1.1	0
Other work holding and positioning devices, including vises, mandrels, clamps, stops, etc.		3545-349	06/83	156.2	156.2	156.2	1.0	0
Other attachments and accessories and tool room specialties		3545-399	06/88	127.2	127.2	127.2	1.6	0
Secondary products and miscellaneous receipts		3545-SM						
Miscellaneous receipts		3545-M	01/87	133.3	133.3	133.3	.3	0
Contract work and other miscellaneous receipts		3545-XY9	06/88	110.2	110.2	110.2	1.0	0
Resales		3545-Z89	01/87	140.5	140.5	140.5	0	0
Secondary products		3545-S	06/83	144.3	144.0	144.3	1.1	.2
Machine tools, metal cutting types		3541-S	06/95	106.0	106.0	106.7	.7	.7
Other secondary products		3545-SSS	06/95	107.6	107.2	106.8	1.2	-.4
Power driven hand tools	3546		12/80	169.2	169.1	168.2	.1	-.5
Primary products		3546-P	12/80	158.1	159.1	159.4	1.1	.2
Power driven hand tools, electric and battery powered		3546-1	12/80	155.0	155.8	156.2	.8	.3
Planers and routers		3546-133	06/93	116.6	116.4	116.8	11.5	.3

See footnotes at end of table.

Table 5. Producer price indexes for the net output of selected industries and their products, not seasonally adjusted
—Continued

Industry and product ¹	Industry code	Product code	Index base	Index			Percent change to Feb. 1999 from —	
				Oct. 1998 ²	Jan. 1999 ²	Feb. 1999 ²	Feb. 1998	Jan. 1999
Power driven hand tools—Continued								
Parts, attachments and accessories for electric-powered hand tools (sold separately)		3546-136	08/87	114.0	114.0	114.9	-3.0	0.8
Drills: armature mounted primarily on other than sleeve bearings		3546-182	12/80	165.3	(³)	174.3	8.1	(³)
Over 1/4 inch chuck size to under 1/2 inch		3546-18207	12/80	147.1	(³)	148.4	6.4	(³)
Grinders, polishers, and circular sanders except bench grinders		3546-183	12/80	183.0	183.0	183.0	.7	0
Sanders, except circular		3546-184	12/80	161.0	161.8	160.1	-1.2	-1.1
Oscillating, reciprocating and vibrating		3546-18434	12/80	161.4	161.4	160.1	-.8	-.8
Circular saws: armature mounted primarily on other than sleeve bearings		3546-185	12/80	148.0	148.8	147.7	.3	-.7
Between 7 inch and 8 inch blade		3546-18516	12/80	140.4	140.7	139.4	-2.0	-.9
Saws - jig, saber, reciprocating		3546-186	12/80	124.6	(³)	124.7	-2.8	(³)
Armature mounted primarily on other than ball bearings		3546-18619	06/93	101.2	(³)	98.7	-2.5	(³)
Power driven hand tools, pneumatic, hydraulic and powder actuated		3546-2	12/80	182.2	184.3	184.2	1.8	-.1
Drills, screwdrivers, nutrunners-pneumatic		3546-238	12/95	108.8	109.9	109.8	1.7	-.1
Impact wrenches - pneumatic		3546-241	12/80	150.6	151.4	151.4	2.0	0
Other grinders, polishers, and sanders		3546-244	06/93	117.7	119.4	119.4	2.1	0
Parts, attachments, and accessories for pneumatic handtools		3546-255	12/80	195.0	200.6	200.6	2.9	0
Other hydraulic powered hand tools		3546-272	06/93	95.4	95.4	95.4	.2	0
Power driven hand tools, engine (internal combustion) driven		3546-3	12/80	142.9	142.9	142.6	.4	-.2
Secondary products and miscellaneous receipts		3546-SM						
Miscellaneous receipts		3546-M	06/86	151.7	151.7	146.7	-3.3	-3.3
Resales		3546-Z89	06/86	151.7	151.7	146.7	-3.3	-3.3
Secondary products		3546-S	12/80	191.9	186.5	185.4	-.4	-.6
Rolling mill machinery	3547							
Primary products		3547-P	12/81	160.4	160.4	158.8	-.4	-1.0
Hot rolling mill machinery, except tube rolling		3547-1	12/81	161.5	161.5	159.7	-.6	-1.1
Other hot rolling mill machinery and equipment, including parts		3547-118	12/87	147.9	147.9	145.6	-.7	-1.6
Cold rolling mill machinery		3547-2	06/93	101.0	101.0	97.1	-2.9	-3.9
Other cold rolling mill machinery and equipment, including parts		3547-228	06/93	101.0	101.0	97.1	-2.9	-3.9
Rolling mill machinery, n.e.c., including tube mill machinery		3547-3	12/81	178.3	178.3	178.3	.3	0
Gas and electric welding and soldering equipment	3548							
Gas and electric welding and soldering equipment		3548-P	12/84	152.1	152.1	153.3	1.0	.8
Arc welding machines, comp., & acces., exc. electrodes (excl. stud welding eq.)		3548-1	12/84	155.2	155.2	156.6	1.2	.9
Arc welding electrodes, metal		3548-2	12/84	148.9	148.9	152.0	2.4	2.1
Resistance welders, components, accessories, and electrodes		3548-3	12/84	169.3	169.3	169.3	.2	0
Gas welding and cutting equipment, exc plasma (incl. parts, att., and accessories)		3548-4	06/83	144.2	144.2	144.4	.2	.1
Other welding and soldering equipment and acc. (exc. arc, resistance and gas)		3548-5	06/90	164.5	164.5	164.7	.8	.1
Secondary products and miscellaneous receipts		3548-SM						
Miscellaneous receipts		3548-M	12/84	144.5	144.5	146.4	1.5	1.3
Secondary products		3548-S	12/84	132.9	132.9	132.9	0	0
Metalworking machinery, not elsewhere classified	3549							
Primary products		3549-P	06/83	160.2	160.4	161.0	1.0	.4
Assembly machines		3549-2	06/83	159.3	159.7	160.1	1.3	.3
Transfer type assembly machines		3549-213	12/97	147.2	147.8	147.7	1.0	.1
Special purpose and all other types		3549-219	06/83	102.4	102.4	102.6	1.2	.2
Other metalworking machinery		3549-5	06/83	141.7	142.4	142.4	.9	0
Machines for weaving and wire fabricating and wire drawing machines and draw benches		3549-511	06/83	172.0	172.2	173.2	1.6	.6
Coil handling equipment (conversion or straightening)		3549-511	06/83	160.8	160.8	162.0	4.1	.7
All other metalworking machinery n.e.c.		3549-541	06/83	174.6	175.6	175.0	.7	-.3
Secondary products and miscellaneous receipts		3549-598	06/83	178.3	178.3	179.8	.9	.8
Miscellaneous receipts		3549-SM						
Secondary products		3549-M	12/97	100.4	98.9	98.9	(³)	0
Secondary products		3549-S	06/83	161.6	161.6	163.4	.4	1.1
Special industry machinery, except metalworking machinery	355							
Special industry machinery, except metalworking machinery			12/84	145.7	146.6	146.7	1.6	.1
Textile machinery	3552							
Primary products		3552-P	12/80	177.1	177.0	177.9	.5	.5
Textile machinery, except parts and attachments		3552-1	12/80	182.6	182.5	183.6	.7	.6
Fabrics machinery		3552-1A						
Fabrics machinery		3552-1111	12/93	179.9	180.1	180.3	.4	.1
Fiber-to-fabrics textile machinery		3552-1B	06/86	100.2	100.0	100.2	.2	.2
Winding machinery		3552-151	12/80	125.4	125.6	126.0	.2	.3
Other fiber-to-fabrics machinery		3552-154	06/86	227.9	227.9	231.4	1.5	1.5
Other textile machinery		3552-1C	06/86	119.3	119.5	119.6	0	.1
Bleaching, dyeing, and finishing machinery		3552-185	12/80	137.0	137.4	137.4	.4	0
Other textile machinery		3552-199	12/80	182.0	179.8	179.8	-1.2	0
Parts and attachments for textile machinery		3552-211	12/80	145.3	145.3	145.3	0	0
Textile machinery turnings and shapes		3552-211	12/80	186.0	185.5	187.8	1.1	1.2
Parts and attachments for fiber-to-fabrics machinery		3552-232	12/80	252.4	252.4	256.2	2.5	1.5
Parts and attachments for power looms		3552-241	12/80	213.0	213.0	213.0	-3.9	0
Parts and attachments for bleaching, dyeing and finishing machinery ..		3552-271	12/80	173.4	(³)	178.5	2.7	(³)
			12/80	155.6	155.6	156.9	2.0	.8

See footnotes at end of table.

**Table 5. Producer price indexes for the net output of selected industries and their products, not seasonally adjusted
—Continued**

Industry and product ¹	Industry code	Product code	Index base	Index			Percent change to Feb. 1999 from —	
				Oct. 1998 ²	Jan. 1999 ²	Feb. 1999 ²	Feb. 1998	Jan. 1999
Textile machinery—Continued								
Parts and attachments for other textile machinery, including printing		3552-299	12/80	156.5	155.1	156.5	3.2	0.9
Secondary products and miscellaneous receipts		3552-SM						
Miscellaneous receipts		3552-M	06/86	113.4	113.4	113.4	0	0
Resales		3552-Z89	12/93	102.0	102.0	102.0	0	0
Woodworking machinery								
Primary products	3553		12/80	155.6	155.7	156.2	1.5	.3
Woodworking machinery including parts, excluding home workshop types		3553-P	12/80	160.8	161.0	161.6	1.4	.4
Sawmill equipment		3553-1	12/80	147.6	147.8	148.6	2.0	.5
Sawing machines, except sawmill equipment		3553-112	12/80	159.4	159.4	160.2	3.1	.5
Straight-line machinery, including jointers, moulders, planers, sanders, surfacers, etc.		3553-162	12/80	155.9	155.9	156.0	-1.0	.1
Boring machinery, carving machinery, dovetailers, mortisers, routers, shapers, and tenoners		3553-173	12/80	173.8	170.8	174.7	.7	2.3
Other woodworking machinery, including lathes, clamping machinery, presses, roll coaters, etc.		3553-175	12/80	148.2	148.4	149.9	1.1	1.0
Parts, attachments, and accessories, excluding saw blades and cutting tools		3553-197	06/94	99.2	99.2	99.2	2.2	0
Secondary products and miscellaneous receipts		3553-199	12/80	133.6	134.9	135.4	2.9	.4
Miscellaneous receipts		3553-SM						
Resales		3553-M	04/81	70.1	70.1	70.1	1.4	.0
Secondary products		3553-Z89	04/81	70.1	70.1	70.1	1.4	0
		3553-S	12/80	168.0	168.0	168.0	1.2	0
Paper industries machinery								
Primary products	3554		06/82	164.1	166.2	165.3	1.2	-.5
Pulp mill machinery		3554-P	06/82	165.0	167.6	166.4	1.3	-.7
Deckers, thickeners, bleaching equipment, pulp screens, washers, and save-alls		3554-2	10/95	106.7	108.5	107.1	.7	-1.3
Other pulp mill mach., incl. grinders, digesters, pulp refiners and processors		3554-225	10/95	105.9	(³)	106.7	.8	(³)
Paper mill machinery		3554-226	10/95	108.2	108.2	(³)	(³)	(³)
Beaters, jordan, disc refiners, and other stock preparation machinery		3554-3	06/82	149.4	151.9	150.9	1.4	-.7
Paper machines		3554-331	06/82	149.6	(³)	(³)	(³)	(³)
Paper making machines and coating machines		3554-342	06/82	156.1	160.5	158.4	2.2	-1.3
Finishing machinery, including calendaring, and other paper mill machinery		3554-34247	06/82	143.2	143.2	143.3	.8	.1
Parts and attachments for paper mill machinery (sold separately)		3554-34249	06/82	166.5	(³)	171.2	3.5	(³)
Paper and paperboard converting equipment		3554-381	06/82	141.5	142.1	142.3	.4	.1
Corrugated box making machines, including corrugators		3554-4	06/82	181.6	183.9	182.8	1.2	-.6
Box, carton and shipping container making machines, including molding machines		3554-453	06/82	178.4	178.4	(³)	(³)	(³)
Other paper and paperboard equipment including coating and laminating machinery		3554-454	03/97	103.3	103.3	103.3	0	0
Parts and attachments for paper and paperboard converting mach. (sold separately)		3554-459	06/82	176.5	181.9	178.2	1.5	-2.0
Secondary products and miscellaneous receipts		3554-481	06/82	186.8	188.9	188.8	2.2	-.1
Miscellaneous receipts		3554-SM						
Resales		3554-M	06/82	152.3	(³)	(³)	(³)	(³)
Secondary products		3554-Z89	12/87	119.0	(³)	(³)	(³)	(³)
		3554-SSS	03/97	108.9	(³)	108.9	0	(³)
Printing trades machinery								
Primary products	3555		12/82	142.0	143.2	142.6	2.1	-.4
Printing presses, offset lithographic		3555-P	12/82	141.0	142.4	141.1	1.1	-.9
Roll-fed (web-fed)		3555-1	12/82	161.4	165.5	160.4	.3	-3.1
Printing presses, other than lithographic		3555-13	12/88	119.3	122.3	118.6	.7	-3.0
Flexographic presses, sheet-fed and web-fed		3555-2	12/82	168.0	168.1	167.8	.2	-.2
Other printing presses, incl. metal decorating, proof and rebuilt		3555-238	12/82	186.2	186.2	186.2	1.7	0
Binding machinery and equipment		3555-241	12/88	123.9	124.1	123.7	-1.1	-.3
Saddle, perfect, and hardcase (edition) binding equipment		3555-6	12/88	121.4	121.4	121.7	2.2	.2
Other binding machinery and equipment, incl. folding equipment		3555-661	12/88	118.2	118.2	118.2	3.5	0
Printing trades machinery, n.e.c.		3555-665	12/82	160.8	160.8	161.7	1.8	.6
Parts, attachments and accessories for printing presses, incl. dryers, folders and reels		3555-7	12/88	117.6	118.1	118.5	1.8	.3
Parts, attachments and accessories for bindery machinery		3555-783	12/82	154.2	154.2	155.1	1.7	.6
Parts, attachments and accessories for other printing trades machinery		3555-787	12/82	169.4	169.4	169.4	0	0
Other printing machinery and equipment, including platens		3555-789	12/82	163.9	174.1	172.9	7.2	-.7
Secondary products and miscellaneous receipts		3555-799	12/82	112.1	112.1	(³)	(³)	(³)
Miscellaneous receipts		3555-SM						
Resales		3555-M	12/82	156.1	156.1	160.8	12.4	3.0
Secondary products		3555-Z89	12/88	119.9	119.9	125.6	21.0	4.8
		3555-S	12/82	128.2	128.2	128.0	-.2	-.2
Food products machinery								
Primary products	3556		12/83	161.3	161.7	162.2	1.4	.3
Dairy and milk products plant machinery		3556-P	12/83	167.7	168.2	168.7	1.4	.3
Commercial food products machinery		3556-1	12/83	164.9	165.7	165.7	.9	0
		3556-2	12/83	164.0	164.0	164.8	.9	.5

See footnotes at end of table.

**Table 5. Producer price indexes for the net output of selected industries and their products, not seasonally adjusted
—Continued**

Industry and product ¹	Industry code	Product code	Index base	Index			Percent change to Feb. 1999 from —	
				Oct. 1998 ²	Jan. 1999 ²	Feb. 1999 ²	Feb. 1998	Jan. 1999
Food products machinery—Continued								
Commercial food products machinery, except bakery equipment		3556-2A	12/88	129.1	129.1	129.2	0.9	0.1
Slicers		3556-212	12/83	161.5	161.5	160.6	.7	-.6
Other commercial food preparation machinery, including tenderizers (power driven)		3556-249	12/83	141.5	141.5	141.5	.5	0
Bakery machinery and equipment		3556-2B	12/88	143.6	143.6	145.6	3.3	1.4
Dough mixers		3556-261	12/83	147.2	147.2	147.2	3.7	0
Other bakery machinery and equipment		3556-292	12/88	146.1	146.1	147.3	.9	.8
Parts and attachments for commercial food preparation machinery		3556-251	12/83	184.4	184.4	184.4	-3.0	0
Industrial food products machinery		3556-3	12/83	159.2	160.0	160.4	2.2	.3
Meat and poultry processing machinery		3556-313	12/83	167.5	168.7	168.6	.7	-.1
Flour and grain mill machinery, except packing and packaging machinery		3556-339	12/88	138.6	138.6	138.6	.8	0
Other industrial food products machinery, including fish and shellfish processing machinery		3556-358	12/83	140.3	141.7	142.5	2.5	.6
Parts and attachments for industrial food products machinery		3556-383	12/83	170.8	169.1	170.1	1.8	.6
Machinery for sorting, grading, or cleaning fruits, vegetables, or eggs		3556-385	06/96	106.7	108.8	108.5	1.9	-.3
Secondary products and miscellaneous receipts		3556-SM						
Miscellaneous receipts		3556-M	12/83	106.3	106.4	106.8	1.9	.4
Resales		3556-Z89	12/83	105.5	105.7	106.1	1.9	.4
Secondary products		3556-S	12/83	163.6	163.8	163.8	.6	0
Special industry machinery, n.e.c.	3559		12/81	166.2	167.3	167.6	1.7	.2
Primary products		3559-P	12/81	164.5	165.7	166.0	1.8	.2
Chemical manufacturing industries machinery, equipment, and parts		3559-1	12/81	164.1	165.5	165.5	4.0	0
Mixing, kneading, crushing, grinding, sifting, emulsifying, or stirring machines		3559-124	12/94	112.2	112.4	112.4	4.3	0
Other chemical manufacturing machinery and equipment		3559-128	12/81	163.6	166.6	(⁹)	(⁹)	(⁹)
Parts for chemical manufacturing machinery and equipment		3559-129	02/88	164.1	164.1	164.1	4.7	0
Foundry machinery, equipment, and parts, excluding patterns and molds		3559-2	12/81	159.3	(⁹)	159.3	3.6	(⁹)
Pouring, molding, and blast cleaning machinery and equipment		3559-291	12/94	117.6	(⁹)	117.6	3.3	(⁹)
Parts for foundry machinery and equipment		3559-297	06/87	115.5	(⁹)	(⁹)	(⁹)	(⁹)
Plastics working machinery, equipment, and parts, excluding patterns and molds		3559-3	12/81	167.8	167.3	167.3	1.2	0
Injection molding machines		3559-351	12/81	158.8	157.9	158.0	-.2	.1
Other plastics working machinery and equipment		3559-37	06/87	140.1	141.6	141.6	2.5	0
Granulators and pelletizers		3559-371	06/87	139.4	139.4	(⁹)	(⁹)	(⁹)
Other plastics working machinery		3559-379	06/87	141.3	143.1	143.1	2.4	0
Parts for plastics working machinery		3559-381	06/87	132.6	129.0	129.0	.5	0
Rubber working machinery, equipment, and parts excluding tire molds		3559-4	12/81	177.2	177.2	177.2	.9	0
Other rubber working machinery, including mixers and extruding machines		3559-478	06/87	131.4	131.4	131.4	0	0
Semiconductor manufacturing equip. (exc furnaces, instruments and photolithography)		3559-6	06/87	132.4	135.1	135.3	1.4	.1
Wafer processing equipment		3559-61	12/94	108.1	111.8	111.9	2.0	.1
Microolithography		3559-611	12/94	102.4	102.4	102.4	0	0
Thin layer deposition		3559-612	12/94	(⁹)	(⁹)	(⁹)	(⁹)	(⁹)
Etch and strip		3559-613	12/94	102.4	102.4	103.0	.6	.6
Other wafer processing equipment		3559-618	12/94	107.1	107.1	107.1	0	0
Assembly and packaging equipment		3559-62	12/94	112.1	111.8	111.8	.7	0
Parts for semiconductor manufacturing machinery		3559-69	12/94	106.6	104.4	104.4	-1.3	0
Automotive maintenance equipment, except handtools		3559-7	11/89	117.6	117.6	117.6	-.1	0
Frame and body alignment (straightening) equipment and wheel alignment equipment		3559-712	12/94	101.0	101.0	(⁹)	(⁹)	(⁹)
All other automotive maintenance equipment, except handtools		3559-718	12/94	105.6	105.6	105.6	-.6	0
Parts and attachments for automotive maintenance equipment, excluding handtools		3559-719	12/94	104.9	104.9	(⁹)	(⁹)	(⁹)
Special industry machinery and equipment, not elsewhere classified		3559-9	12/94	106.1	106.7	107.2	2.1	.5
Concrete products forming equipment and parts		3559-916	12/81	164.5	164.8	164.8	2.4	0
Glassmaking machinery and equipment, and parts		3559-917	12/81	170.3	169.8	169.8	.2	0
Industrial sewing machine heads and machinery, and parts		3559-922	12/94	111.1	111.1	112.7	1.4	1.4
Other special industry machinery, not elsewhere classified, and parts		3559-928	12/81	164.3	165.3	166.1	2.3	.5
Secondary products and miscellaneous receipts		3559-SM						
Miscellaneous receipts		3559-M	12/81	195.1	195.1	195.1	.6	0
Resales		3559-Z89	06/83	150.0	150.0	150.0	.9	0
Secondary products		3559-S	12/81	153.2	153.0	153.0	1.9	0
Special dies and tools, die sets, jigs and fixtures, and industrial molds		3544-S	12/94	104.2	104.2	(⁹)	(⁹)	(⁹)
Secondary products		3559-SSS	12/94	100.7	100.5	100.5	.5	0
General industry machinery and equipment, not elsewhere classified		3569-S	12/94	104.9	104.9	(⁹)	(⁹)	(⁹)
General industrial machinery and equipment	356		12/84	147.3	148.4	148.7	1.6	.2
Pumps and pumping equipment	3561		12/83	153.8	155.5	155.5	1.8	0
Primary products		3561-P	12/83	156.4	158.2	158.2	1.9	0
Industrial pumps, except hydraulic fluid power pumps		3561-1	12/83	162.4	165.0	165.4	2.4	.2
Domestic water systems		3561-4	12/83	131.5	133.3	129.2	-5	-3.1

See footnotes at end of table.

**Table 5. Producer price indexes for the net output of selected industries and their products, not seasonally adjusted
—Continued**

Industry and product ¹	Industry code	Product code	Index base	Index			Percent change to Feb. 1999 from —	
				Oct. 1998 ²	Jan. 1999 ²	Feb. 1999 ²	Feb. 1998	Jan. 1999
Pumps and pumping equipment—Continued								
Domestic sump pumps, oil-well and oil-field pumps, and all other pumps n.e.c.		3561-5	12/83	124.8	124.8	126.2	1.3	1.1
Parts and attachments for pumps and pumping equipment, excluding compressors		3561-6	12/83	168.2	169.6	169.4	2.0	-.1
Secondary products and miscellaneous receipts		3561-SM						
Miscellaneous receipts		3561-M	12/83	137.1	138.0	137.9	1.0	-.1
Resales		3561-Z89	12/83	135.0	136.3	136.1	1.3	-.1
Secondary products		3561-SSS	12/83	141.5	143.0	143.0	1.6	0
Ball and roller bearings								
Primary products	3562	3562-P	06/83	164.6	165.3	165.4	1.2	.1
Ball bearings, unmounted		3562-1	06/83	163.7	164.1	164.3	.9	.1
Double row ball bearings: annular, including self-aligning: ground or precision		3562-116	06/83	169.2	169.2	168.9	.1	-.2
Angular contact ball bearings: annular, including self-aligning; ground or precision		3562-118	06/83	104.5	104.5	104.2	-2.8	-.3
Other regular single row conrad ball bearings: annular, including self-aligning		3562-122	06/83	183.2	183.2	183.2	3.0	0
9 mm. O.D. thru 30 mm. O.D.; ground or precision		3562-12203	04/87	201.8	201.5	200.6	-.1	-.4
Over 52 mm. O.D. thru 100 mm. O.D.; ground or precision		3562-12205	09/89	172.1	171.1	167.8	.2	-1.9
Other precision (ABEC 5 & up) single row conrad ball bearings: annular, including self-alignin		3562-123	06/83	142.6	142.6	142.6	0	0
Thrust ball bearings		3562-123	06/83	165.1	165.1	165.1	0	0
Unground thrust ball bearings		3562-131	06/83	134.0	133.8	133.8	-.1	0
Other ball bearings		3562-13135	12/95	100.6	99.3	99.3	-1.3	0
Tapered roller bearings, unmounted		3562-151	06/83	185.7	188.3	188.3	2.3	0
Cup and cone assemblies shipped as a set		3562-2	06/83	139.9	140.1	140.5	.4	.3
Roller bearings, except tapered, unmounted		3562-232	06/89	127.5	128.3	128.3	.8	0
Cylindrical roller bearings		3562-3	06/83	188.8	189.6	189.6	1.8	0
Regular cylindrical roller bearings (ABEC 1 and 3)		3562-301	06/83	194.4	196.4	196.4	2.6	0
Precision cylindrical roller bearings (ABEC 5 and up)		3562-30111	06/83	181.1	183.9	183.9	1.5	0
Spherical roller bearings including hourglass and barrel		3562-30112	06/89	173.2	173.2	173.2	4.7	0
Single row spherical roller bearings		3562-321	06/83	186.6	186.9	186.9	3.4	0
Needle roller bearings		3562-32124	06/83	111.5	112.6	112.6	4.0	0
Other roller bearings		3562-341	06/83	191.3	191.3	191.3	.1	0
Mounted bearings, except plain		3562-398	06/83	161.7	161.7	161.7	.8	0
Mounted ball bearings, unit and/or split mounted		3562-4	06/83	180.1	182.7	184.3	4.2	.9
Ball and roller bearing parts and components, including balls and rollers sold separately		3562-417	06/83	176.0	177.7	180.6	3.4	1.6
Other antifriction ball bearing components and parts		3562-9	06/83	155.9	156.0	155.9	.1	-.1
Rollers		3562-921	06/83	111.4	111.4	111.4	-2.0	0
Other antifriction roller bearing components and parts		3562-931	07/83	110.6	110.6	110.6	0	0
		3562-941	08/89	168.4	168.7	168.5	0	-.1
Air and gas compressors								
Primary products	3563	3563-P	06/84	138.1	139.0	139.3	1.2	.2
Air and gas compressors and vacuum pumps		3563-1	06/84	136.3	136.9	137.3	1.6	.3
Air compressors		3563-11	06/84	141.1	141.1	141.8	1.6	.5
Portable air compressors		3563-116	06/84	130.6	130.5	131.0	.8	.4
Stationary air compressors		3563-117	12/98	124.6	124.6	124.6	.8	0
Gas compressors		3563-12	06/84	(³)	100.1	100.8	(³)	.7
Other pumps and compressors		3563-13	06/84	160.4	160.4	162.4	4.1	1.2
Parts and attachments for air and gas compressors and vacuum pumps		3563-2	06/84	159.9	159.9	159.9	0	0
Industrial spraying equipment		3563-5	06/84	127.7	130.5	130.2	2.7	-.2
Secondary products and miscellaneous receipts		3563-SM					(³)	(³)
Miscellaneous receipts		3563-M	11/86	125.5	(³)	(³)	(³)	(³)
Resales		3563-Z89	12/91	136.3	138.7	(³)	(³)	(³)
Secondary products		3563-S	06/84	133.6	136.9	(³)	(³)	(³)
				146.9	147.8	147.6	.5	-.1
Industrial and commercial fans and blowers and air purification equipment								
Primary products	3564	3564-P	12/83	151.0	151.9	151.9	1.7	0
Centrifugal fans and blowers		3564-3	12/83	147.2	148.1	148.0	1.8	-.1
Blower-filter units		3564-317	07/86	144.0	144.3	144.3	1.5	0
Classes I and II fans (over 1.5 inches to 6.75 inches max. total pressure)		3564-319	12/83	164.4	164.4	164.4	2.7	0
Classes III and IV fans (over 6.75 inches max. total pressure)		3564-321	12/83	121.3	121.3	121.3	.1	0
Industrial fans, excluding blowers		3564-324	12/83	136.5	136.5	136.5	0	0
Axial fans, propeller fans and accessories, and power roof ventilators		3564-4	12/83	142.5	142.5	142.5	.8	0
Axial fans		3564-413	12/83	179.8	181.7	181.7	2.3	0
Axial fans, directly connected to driver		3564-41311	12/83	177.0	182.1	182.1	5.6	0
Axial fans, belt driven		3564-41312	12/83	185.2	191.3	191.3	6.5	0
Propeller fans and accessories, industrial		3564-433	05/84	147.5	148.7	148.7	1.6	0
Propeller fans, industrial, directly connected to driver		3564-43311	05/84	174.7	174.3	174.3	-2.5	0
Parts for fans and blowers		3564-439	05/84	196.7	195.8	195.8	-1.1	0
Power roof ventilators and parts		3564-441	12/83	150.3	150.3	150.3	.8	0
Power roof ventilators: axial and propeller		3564-44111	12/83	156.3	157.2	157.2	3.3	0
Power roof ventilators: centrifugal		3564-44112	12/83	163.8	166.0	166.0	2.7	0
Dust collection and other air purification equipment for hvac systems		3564-5	12/83	151.2	151.2	151.2	3.8	0
				137.3	138.0	138.0	1.0	0

See footnotes at end of table.

**Table 5. Producer price indexes for the net output of selected industries and their products, not seasonally adjusted
—Continued**

Industry and product ¹	Industry code	Product code	Index base	Index			Percent change to Feb. 1999 from —	
				Oct. 1998 ²	Jan. 1999 ²	Feb. 1999 ²	Feb. 1998	Jan. 1999
Industrial and commercial fans and blowers and air purification equipment—Continued								
Air filters for air conditioners and furnaces, of 2400 cfm and under		3564-543	12/83	126.0	126.1	126.1	0.3	0
Other dust collection and other air purification equipment		3564-549	03/85	138.2	138.2	138.2	.7	0
Dust collection and other air purification equip. for ind. gas cleaning systems		3564-6	12/83	130.1	130.7	130.6	3.3	-.1
Particulate emission collectors		3564-651	06/89	124.1	125.1	124.8	5.5	-.2
Fabric filters		3564-65113	06/89	121.0	122.0	121.5	3.6	-.4
Mechanical collectors		3564-65115	06/89	129.8	131.9	131.9	11.3	.0
Gas emission control devices		3564-662	12/83	123.9	123.9	123.9	0	0
Scrubbers (gas absorber) and gas adsorbers		3564-66217	12/96	100.3	100.3	100.3	0	0
Secondary products and miscellaneous receipts		3564-SM						
Secondary products		3564-S	12/83	161.5	163.6	163.6	2.6	0
Secondary products		3564-SSS	06/89	131.5	133.3	133.3	2.0	0
Packing, packaging and bottling machinery								
	3565		12/88	128.0	129.2	129.4	1.3	.2
Primary products		3565-P	12/88	128.8	129.8	130.0	1.4	.2
Packing, packaging and bottling machinery, excluding parts		3565-3	12/88	128.1	129.0	129.3	1.5	.2
Filling machinery		3565-331	12/88	130.5	131.0	131.0	.4	0
Forming, filling and sealing machinery, bag or pouch(must perform all three func		3565-333	12/88	138.6	139.5	142.8	4.6	2.4
Wrapping, banding, bundling, fastening, and sleeve wrapping machinery		3565-334	12/96	105.5	105.6	105.6	.1	0
Case forming, opening, loading, unloading, and sealing machinery		3565-336	12/88	136.5	137.7	138.8	1.5	.8
Cartoning, multipacking, and leaflet/coupon placing machinery		3565-337	12/96	104.8	105.5	105.5	2.7	0
Labeling, code marking, and imprinting machinery		3565-338	12/96	102.3	102.8	102.8	1.3	0
Other packaging and bottling machinery		3565-339	12/96	103.8	104.9	104.9	1.1	0
Parts for packaging and bottling machinery		3565-4	12/88	132.7	133.8	133.7	1.1	-.1
Secondary products and miscellaneous receipts		3565-SM						
Miscellaneous receipts		3565-M	12/88	114.8	118.8	118.2	1.0	-.5
Resales		3565-Z89	12/88	115.5	121.7	120.7	1.6	-.8
Secondary products		3565-S	12/88	130.1	131.8	132.0	1.5	.2
Speed changers, industrial high-speed drives, and gears								
	3566		12/83	159.3	162.2	162.8	2.6	.4
Primary products		3566-P	12/83	154.4	156.7	157.4	2.5	.4
Nonhydraulic variable speed changers and industrial high-speed drives ..		3566-1	06/89	121.5	121.5	121.7	1.7	-.2
Mechanical nonhydraulic variable speed changers, excluding value of drivers		3566-111	12/83	134.5	134.5	134.7	.4	.1
Industrial high speed drives, fixed ratio		3566-121	12/83	146.3	146.3	146.3	4.1	0
Speed reducers, fixed ratio, enclosed, except gear motors		3566-2	12/83	189.3	195.5	195.7	3.3	.1
Worm gear reducers		3566-21	12/83	184.2	189.5	188.6	1.9	-.5
3-inch to 5.99-inch centers		3566-218	12/83	158.9	162.3	162.3	1.0	0
Less than 3-inch centers		3566-219	12/83	165.6	173.5	171.4	3.5	-1.2
Helical, herringbone, spur and spiral bevel reducers		3566-22	12/83	208.9	214.9	215.9	3.4	.5
More than 15-inch low speed centers		3566-227	12/83	212.2	(⁹)	(⁹)	(⁹)	(⁹)
15-inch low speed centers or less		3566-228	12/83	208.1	214.7	214.7	3.2	0
Shaft mounted reducers and screw conveyor drives		3566-23	12/83	163.2	171.5	171.6	5.1	.1
Gear motors, sold with motors, including 'C' flange and scoop mount units		3566-3	12/83	150.1	152.1	152.1	2.1	0
Worm gear motors		3566-33	12/83	171.7	174.3	174.3	2.3	0
Helical, herringbone, spur, or spiral bevel gear motors		3566-34	12/83	139.7	141.3	141.3	1.9	0
Less than 1 horsepower		3566-343	07/96	106.2	106.2	106.2	1.4	0
Loose gears, pinions, and racks excluding spare parts for reducers		3566-4	12/83	130.2	130.6	132.2	2.3	1.2
Coarse pitch (less than 19.9 diametral pitch)		3566-411	12/83	128.7	129.1	130.8	2.4	1.3
Helical, herringbone, and spur gears		3566-4114	12/83	121.4	121.8	123.8	3.1	1.6
24 inches or less		3566-41142	12/83	118.0	118.5	118.3	.3	-.2
More than 24 inches diameter through 72 inches diameter		3566-41143	12/83	124.0	124.4	128.3	5.5	3.1
Worms and worm gearing		3566-4115	06/96	102.9	(⁹)	102.9	0	(⁹)
Others, including bevel gears and racks		3566-4116	12/83	147.2	147.7	149.6	1.6	1.3
Fine pitch (19.9 diametral pitch and finer)		3566-421	12/83	142.9	144.0	143.9	1.8	-.1
Parts and components for speed changers, drives, gears, and reducers		3566-5	12/83	192.8	193.3	193.3	1.5	0
Parts and components for speed changers, drives, gears, and reducers		3566-551	12/83	192.8	193.3	193.3	1.5	0
Secondary products and miscellaneous receipts		3566-SM						
Miscellaneous receipts		3566-M	07/84	144.5	148.5	148.9	3.0	.3
Resales		3566-Z89	07/84	131.6	135.2	135.5	3.0	.2
Secondary products		3566-S	12/83	197.3	203.7	204.3	3.6	.3
Secondary products		3566-SSS	12/83	225.8	232.4	233.0	2.7	.3
Other power transmission equipment		3568-S	12/83	170.1	175.8	176.3	4.0	.3
Industrial process furnaces and ovens								
	3567		06/81	160.9	161.3	162.3	1.1	.6
Primary products		3567-P	06/81	159.0	159.3	160.2	1.0	.6
Electric industrial furnaces, ovens and kilns, excluding induction		3567-1	06/81	163.1	163.5	165.0	1.3	.9
Electric furnaces		3567-11	12/86	128.2	128.6	130.2	1.6	1.2
Metal processing and heat treating (such as annealing, hardening, carburizing, etc.)		3567-118	12/86	131.5	132.0	132.7	.9	.5
Electric industrial ovens and kilns, including infrared		3567-19	12/86	138.4	138.4	138.4	.2	0
Fuel-fired industrial furnaces, ovens, and kilns		3567-2	06/81	153.4	153.4	155.9	2.0	1.6
Fuel-fired furnaces including parts and attachments		3567-21	12/86	145.4	145.4	148.9	3.0	2.4

See footnotes at end of table.

Table 5. Producer price indexes for the net output of selected industries and their products, not seasonally adjusted—Continued

Industry and product ¹	Industry code	Product code	Index base	Index			Percent change to Feb. 1999 from —	
				Oct. 1998 ²	Jan. 1999 ²	Feb. 1999 ²	Feb. 1998	Jan. 1999
Industrial process furnaces and ovens—Continued								
Electrical heat. equip. for industrial use, n.e.c. (exc. soldering irons) and parts and attach		3567-5	06/81	164.1	164.9	164.3	0.4	-0.4
Industrial electric heating units and devices, except heating units for electric furnaces		3567-55	12/86	141.9	142.6	142.0	.1	-.4
Parts and attach. for ind. furn. and ovens, including electric heating units		3567-59	06/81	148.8	149.3	149.3	1.2	0
Secondary products and miscellaneous receipts		3567-SM						
Miscellaneous receipts		3567-M	12/86	105.8	(³)	109.1	(³)	(³)
Secondary products		3567-S	06/81	181.7	182.6	182.3	1.8	-.2
Power transmission equipment, n.e.c.								
Primary products	3568		12/84	147.5	148.8	149.5	2.1	.5
Plain bearings and bushings, except automotive and aircraft		3568-P	12/84	145.7	146.3	146.8	1.7	.3
Plain bearings and bushings, unmounted, machined, excluding carbon and graphite		3568-1	12/84	127.0	127.7	127.9	1.1	.2
Mounted bearings, plain		3568-115	12/84	126.4	127.2	127.5	1.0	.2
Mounted bearings, plain		3568-151	12/84	149.6	149.6	149.6	1.8	0
Power transmission equipment, except speed changers, drives, and gears, n.e.c.		3568-3	12/84	149.8	150.4	150.9	1.7	.3
Clutches and brakes		3568-3A	12/84	160.2	160.4	161.1	1.4	.4
All other clutches and brakes		3568-319	12/84	173.8	174.4	176.7	4.1	1.3
Flexible couplings		3568-3B	12/84	139.8	139.6	141.2	2.0	1.1
1-inch nominal bore and over, gear type		3568-321	12/84	98.7	98.7	98.7	2.6	0
1-inch nominal bore and over, other than gear type		3568-322	12/84	164.7	164.4	166.7	1.8	1.4
Less than 1-inch nominal bore		3568-324	12/84	156.3	156.6	156.6	1.2	0
Chains for sprocket drives		3568-3C	12/84	154.3	155.1	156.0	3.7	.6
ASA standard roller chain		3568-333	12/84	153.0	154.9	155.7	8.4	.5
Other chains for sprocket drives		3568-335	12/84	155.3	155.3	156.2	.6	.6
Sprockets		3568-3D	12/84	133.7	133.7	133.9	2.8	.1
For ASA standard roller chains		3568-343	07/89	117.7	117.7	117.9	2.8	.2
Pulleys		3568-3E	12/84	141.8	145.4	145.4	3.0	0
Pulleys		3568-351	12/84	141.8	145.4	145.4	3.0	0
Other power transmission equipment, except aircraft, automobile, truck, and bus		3568-3G	06/89	124.4	124.9	125.1	.7	.2
Ball joints, drive/flexible shafts, drive shaft and sprocket drive chain parts		3568-393	06/89	123.5	123.3	123.3	.5	0
All other mechanical power transmission equip., except aircraft, automobile, truck, and bus		3568-399	06/89	123.3	124.0	124.2	.8	.2
Secondary products and miscellaneous receipts		3568-SM						
Miscellaneous receipts		3568-M	02/85	156.5	154.2	158.8	1.7	3.0
Resales		3568-Z89	02/85	150.3	148.1	152.5	1.7	3.0
Secondary products		3568-S	12/84	154.3	166.4	166.3	7.3	-.1
General industrial machinery, n.e.c.								
Primary products	3569		12/84	151.8	152.5	152.9	1.4	.3
Filters and strainers, except fluid power		3569-P	12/84	153.1	154.5	154.8	1.9	.2
Containment (housing) devices		3569-3	12/88	135.7	137.7	137.6	2.9	-.1
For water		3569-3A	12/88	134.6	137.1	137.2	2.3	.1
For other fluids		3569-305	12/95	105.5	106.9	107.2	2.2	.3
Media		3569-307	12/95	105.4	106.5	106.2	1.0	-.3
Reusable (cleanable)		3569-3B	12/88	137.6	138.9	138.6	3.8	-.2
Nonreusable, including disposable (throw away) filter cartridges		3569-311	12/88	142.3	142.3	142.3	10.9	0
Industrial robots, attachments and parts		3569-312	12/88	134.8	136.7	136.3	.2	-.3
Filters for hydraulic and pneumatic fluid power systems		3569-4	12/95	97.6	(³)	97.6	-.5	(³)
General industrial machinery, n.e.c.		3569-7	12/88	144.3	145.3	146.2	1.7	.6
Compressed air and gas dryers		3569-9	12/84	150.6	151.2	151.9	1.4	.5
Lubricating systems, industrial, centralized and automatic		3569-935	12/84	127.2	(³)	(³)	(³)	(³)
Sifting and screening machines		3569-941	12/84	187.1	187.1	187.1	1.0	0
Centrifugals and separators, except cream, grain, and berry		3569-943	12/95	107.0	107.0	107.0	1.4	0
Automatic fire sprinklers		3569-951	12/84	155.8	156.2	158.0	2.1	1.2
Other general industrial machinery		3569-961	05/86	160.5	153.7	157.3	-5.9	2.3
Parts for other general industrial machinery, n.e.c.		3569-998	12/84	145.6	146.5	146.8	1.6	.2
Secondary products and miscellaneous receipts		3569-999	12/95	103.4	104.2	104.9	2.6	.7
Miscellaneous receipts		3569-SM						
Resales		3569-M	12/84	166.4	163.1	163.1	-2.0	0
Secondary products		3569-Z89	12/84	166.4	160.9	160.9	-3.3	0
Secondary products		3569-S	12/84	131.3	130.6	132.3	.2	1.3
Secondary products		3569-SSS	12/95	102.6	102.0	103.1	-.1	1.1
Office, computing, and accounting machines								
Office, computing, and accounting machines	357		12/84	47.0	45.7	45.5	-11.1	-.4
Electronic computers								
Primary products	3571		12/90	27.3	26.1	25.9	-17.0	-.8
General purpose digital computers		3571-P	12/90	22.0	20.4	20.1	-24.4	-1.5
Large-scale (64 MB or more in minimum main memory configuration) ..		3571-1	12/92	28.2	25.9	25.4	-27.0	-1.9
Mid-range (<64 MB in min. main memory configuration); excl. PCs and workstations		3571-11	12/90	49.4	46.7	45.9	-11.0	-1.7
Personal computers and workstations (excluding portable computers) ..		3571-12	12/92	43.6	39.5	39.5	-21.3	0
Portable computers (with attached display)		3571-14	12/92	14.3	12.7	12.4	-41.8	-2.4
Other computers		3571-15	12/92	11.7	10.6	9.6	-48.4	-9.4
Other computers		3571-2	12/92	85.5	85.5	85.5	-3.8	0

See footnotes at end of table.

Table 5. Producer price indexes for the net output of selected industries and their products, not seasonally adjusted
—Continued

Industry and product ¹	Industry code	Product code	Index base	Index			Percent change to Feb. 1999 from —	
				Oct. 1998 ²	Jan. 1999 ²	Feb. 1999 ²	Feb. 1998	Jan. 1999
Electronic computers—Continued								
Secondary products and miscellaneous receipts		3571-SM						
Miscellaneous receipts		3571-M	12/92	51.1	51.1	51.1	-13.1	0
Contract work and other miscellaneous receipts		3571-XY9	12/92	(³)	(³)	(³)	(³)	(³)
Secondary products		3571-S	12/92	63.0	63.0	63.0	0	0
Other secondary products		3571-SS	12/92	76.6	76.6	76.6	0	0
Computer storage devices								
Primary products	3572		12/92	43.4	42.3	42.1	-10.2	-5
Computer storage devices, except parts		3572-P	12/92	39.4	39.1	38.9	-11.4	-5
Random access storage devices		3572-1	12/92	35.7	35.3	35.0	-9.3	-8
Hard disk drives (rigid magnetic media)		3572-11	12/92	24.6	24.0	24.0	-16.4	0
With media size of 3.5 inches and over but less than 5.25 inches		3572-111	12/92	18.3	17.7	17.7	-21.7	0
Disk subsystems and disk arrays (RAID)		3572-1117	12/92	14.4	13.9	(³)	(³)	(³)
Optical disk drives		3572-1145	12/94	48.0	45.3	44.1	-23.0	-2.6
CD-ROM drives, including single disk and juke box types		3572-113	12/92	63.8	63.8	63.8	-6.2	0
Serial access storage devices		3572-1131	02/95	(³)	54.7	54.7	(³)	0
Quarter-inch tape drives		3572-12	12/92	59.3	59.2	58.6	-2.5	-1.0
Helical scan and data cassette tape drives		3572-122	12/92	43.4	45.1	41.7	-12.8	-7.5
Other serial access storage devices		3572-125	12/94	57.7	56.0	56.0	-4.6	0
Secondary products and miscellaneous receipts		3572-129	12/92	65.2	63.9	63.9	-2.0	0
Secondary products		3572-SM						
		3572-S	12/92	66.8	66.8	66.8	0	0
Computer Terminals								
Primary products	3575		12/93	92.1	89.8	89.3	-7.4	-6
Display terminals, incl. graphics type, whether or not incorporating a printing mechanism		3575-P	12/93	89.2	88.7	88.1	-4.2	-7
X-terminals		3575-3	12/93	90.0	89.3	88.4	-5.9	-1.0
Other than X-terminals		3575-311	12/93	(³)	60.3	57.0	(³)	-5.5
13" or less display		3575-321	12/93	100.3	100.3	100.3	0	0
Secondary products and miscellaneous receipts		3575-32111	12/93	(³)	110.3	110.3	(³)	0
		3575-SM						
Computer peripheral equipment, nec								
Primary products	3577		12/93	82.9	80.8	80.8	-9.2	0
Input/output devices and computer peripheral equipment, nec		3577-P	12/93	79.4	76.7	76.7	-11.7	0
Optical scanning devices		3577-1	12/93	70.7	67.2	67.2	-17.1	0
Other than bar code or OCR devices, incl. page recognition		3577-11	12/93	82.1	(³)	82.1	10.9	(³)
Flat bed scanners		3577-113	12/93	50.0	(³)	50.0	0	(³)
Computer printers		3577-11301	12/93	51.4	(³)	51.4	0	(³)
Impact printers		3577-12	12/93	66.7	62.0	62.0	-20.7	0
Serial type		3577-121	12/93	93.6	90.4	90.4	-7.5	0
Non-impact printers		3577-12102	12/93	97.8	97.8	97.8	-8	0
Laser printers		3577-122	12/93	55.5	50.3	50.3	-28.2	0
Other non-impact printers		3577-12201	12/93	62.2	55.4	55.4	-30.5	0
Other input/output devices		3577-12202	12/93	33.7	33.6	33.6	-13.2	0
Other manual input devices (joystick, trackball, touchscreen, keying equip.)		3577-13	12/93	70.4	66.8	66.8	-23.9	0
Monitors (excluding terminals) and monitor screen projection devices		3577-136	12/93	63.9	(³)	62.6	-5.6	(³)
Other peripheral equipment		3577-138	12/93	78.5	66.1	66.1	(³)	0
All other peripheral equipment, incl. accessories		3577-14	12/93	87.1	87.1	87.1	0	0
Parts for computer peripheral equipment, nec		3577-143	12/93	87.1	87.1	87.1	0	0
Parts and components for input/output equipment		3577-2	12/93	101.3	101.3	101.3	1.3	0
Secondary products and miscellaneous receipts		3577-211	12/93	107.7	107.5	107.5	5.0	0
		3577-SM						
Calculating and accounting machines								
Primary products	3578		06/85	87.2	86.9	87.4	-1.0	.6
Parts and attachments for calculating and accounting machines		3578-P	06/85	85.2	84.9	85.0	-1.6	.1
Calculating and accounting machines incl. POS terminals and calculators		3578-3	06/85	88.3	88.3	88.3	-1.0	0
Secondary products and miscellaneous receipts		3578-5	12/96	100.9	100.5	100.6	-1.7	.1
Miscellaneous receipts		3578-SM						
Secondary products		3578-M	06/85	107.9	107.9	117.6	9.3	9.0
		3578-S	06/85	(³)	(³)	(³)	(³)	(³)
Office machines, not elsewhere classified								
Primary products	3579		06/85	117.5	117.3	117.3	.2	0
Parts and attachments for standard typewriters and other office machines, n.e.c.		3579-P	06/85	110.2	110.1	110.1	.3	0
For office machines, n.e.c., except duplicating machines, sold separately		3579-A						
Mailing, letter handling, and addressing machines, except parts and attachments		3579-A51	12/94	100.2	100.2	100.2	0	0
Mailing machines and postage franking machines		3579-5	06/85	113.9	113.9	113.9	.4	0
Addressing and collating machines		3579-541	06/85	112.0	(³)	(³)	(³)	(³)
Standard typewriters and all other office machines, n.e.c.		3579-549	12/94	100.6	100.6	100.6	.7	0
Time recording and time stamp machines		3579-9	12/94	100.9	100.1	100.1	-.3	0
Standard typewriters and all other office machines, n.e.c.		3579-933	06/85	147.0	147.0	147.0	0	0
Secondary products and miscellaneous receipts		3579-998	12/94	98.3	97.1	97.1	-5.0	0
Miscellaneous receipts		3579-SM						
Secondary products		3579-M	06/85	140.5	(³)	140.5	0	(³)
		3579-S	06/85	118.5	118.5	118.5	.3	0

See footnotes at end of table.

Table 5. Producer price indexes for the net output of selected industries and their products, not seasonally adjusted
—Continued

Industry and product ¹	Industry code	Product code	Index base	Index			Percent change to Feb. 1999 from —	
				Oct. 1998 ²	Jan. 1999 ²	Feb. 1999 ²	Feb. 1998	Jan. 1999
Refrigeration and service industry machinery	358		12/84	132.2	132.5	132.6	1.5	0.1
Automatic merchandising machines	3581		06/82	122.7	122.9	122.9	.4	0
Primary products		3581-P	06/82	122.5	122.7	122.7	.5	0
Automatic merchandising machines, coin-operated, excluding parts		3581-1	06/82	120.9	120.9	120.9	.5	0
Vending machines for beverages		3581-11	06/82	115.0	115.0	115.0	.1	0
Soft drink		3581-115	06/82	108.9	108.9	108.9	.1	0
Canned beverage (refrigerated)		3581-11501	06/82	106.5	106.5	106.5	0	0
Other vending machines for beverages (includes hot beverage and package milk and juice)		3581-118	06/94	104.2	104.2	104.2	.4	0
Vending machines for confections and foods		3581-12	06/82	129.0	129.0	129.0	.6	0
Confections and foods, other than bagged		3581-126	06/87	117.4	117.4	117.4	.6	0
Other vending machines, incl. cigarettes, water, ice and stamps		3581-13	06/82	135.9	(³)	135.9	1.4	(³)
Coin-operated mechanisms and other parts for automatic merchandising machines		3581-2	12/88	111.1	111.7	111.7	.5	0
Coin-operated mechanisms (for sale separately), incl. changers and locks		3581-251	07/94	99.5	(³)	100.2	.4	(³)
Parts for automatic merchandising machines, except coin-operated mechanisms		3581-269	12/89	108.4	(³)	(³)	(³)	(³)
Secondary products and miscellaneous receipts		3581-SM						
Miscellaneous receipts		3581-M	06/94	107.6	(³)	107.6	0	(³)
Commercial laundry equipment	3582		12/82	169.6	170.8	170.8	2.2	0
Primary products		3582-P	12/82	154.5	155.7	155.6	2.4	-1
Laundry equipment		3582-1	12/82	151.5	151.8	151.8	2.1	0
Washer-extractor combinations		3582-113	12/82	153.4	(³)	(³)	(³)	(³)
Other than coin-operated		3582-11312	12/82	158.3	(³)	(³)	(³)	(³)
Drying tumblers		3582-114	12/82	174.1	174.1	174.1	3.1	0
Other than coin-operated		3582-11412	12/82	173.2	173.2	173.2	4.3	0
Flatwork ironers		3582-115	12/82	129.0	130.5	129.6	-1	-7
Other commercial laundry equipment		3582-117	12/82	155.7	155.7	156.4	.1	.4
Commercial laundry equipment parts, attachments and accessories		3582-118	12/82	101.7	(³)	(³)	(³)	(³)
Dry cleaning equipment		3582-2	12/82	167.7	176.5	175.1	5.4	-8
Dry cleaning units, incl. coin and non-coin operated		3582-202	06/87	108.8	108.8	109.8	2.4	.9
Dry cleaning presses		3582-205	12/82	176.5	177.9	(³)	(³)	(³)
Other dry cleaning equipment, incl. reclaiming units and manufacturers' presses		3582-207	06/87	140.6	(³)	152.4	8.4	(³)
Secondary products and miscellaneous receipts		3582-SM						
Secondary products		3582-S	12/82	200.4	200.2	(³)	(³)	(³)
Refrigeration and heating equipment	3585		12/82	132.1	132.2	132.2	1.6	0
Primary products		3585-P	12/82	132.2	132.4	132.5	1.9	.1
Warm air furnaces, humidifiers, and electric comfort heating equipment		3585-C	12/89	113.4	113.4	113.4	-1.5	0
Parts and accessories for a/c, heat transfer, and elect. comfort heat equipment		3585-D	12/89	113.2	112.7	112.9	-2	.2
Heat transfer equip., mech. refrigerated, self-contained, exc. electric dehumid		3585-1	12/82	136.9	137.3	137.2	1.7	-1
Heat transfer equipment, except room air conditioners		3585-11	06/97	101.4	102.2	102.2	.5	0
Other a/c and refrigeration equipment		3585-12	06/97	103.0	103.0	103.0	2.4	0
Mobile vehicle mechanical a/c systems		3585-121	06/97	101.2	101.2	101.1	-1	-1
All other a/c and refrigeration equipment		3585-122	06/97	105.1	105.1	105.1	5.1	0
Unitary air conditioners		3585-2	12/82	127.7	127.9	127.9	6.1	0
Commercial refrigerators and related equipment		3585-3	12/82	155.2	156.5	157.6	3.3	.7
Compressors and compressor units, all refrigerants		3585-4	12/82	114.1	113.9	113.8	-7	-1
Condensing units, all refrigerants, except ammonia		3585-5	12/82	143.2	143.8	144.4	2.4	.4
Room air conditioners and dehumidifiers		3585-6	12/82	125.9	(³)	(³)	(³)	(³)
Refrigeration and a/c equip. n.e.c., including soda fountain and beer dispensing equip		3585-9	12/89	115.0	114.9	114.9	-4	0
Secondary products and miscellaneous receipts		3585-SM						
Miscellaneous receipts		3585-M	12/82	132.1	132.1	132.1	.1	0
Resales		3585-Z89	12/82	142.5	142.6	142.8	.2	.1
Secondary products		3585-S	12/82	128.4	127.8	126.5	-4	-1.0
Measuring and dispensing pumps	3586		06/84	139.3	140.4	140.3	-1	-1
Primary products		3586-P	06/84	135.8	137.1	137.0	-1	-1
Gasoline dispensing pumps, computing type (filling station type)		3586-1	06/84	105.5	108.2	108.0	-1.4	-2
Single dispensing units		3586-111	06/84	123.2	126.5	125.9	.9	-5
With suction pumping units		3586-11112	06/84	121.4	(³)	123.9	.9	(³)
Without suction pumping units		3586-11113	06/84	132.4	135.7	135.7	.4	0
Multiple dispensing units		3586-115	12/88	94.1	96.5	96.4	-2.2	-1
Lubricating oil and grease dispensing equipment		3586-2	06/84	174.3	174.3	174.3	.6	0
Lubricating oil pumps, including barrel pumps		3586-212	06/84	(³)	194.3	194.3	(³)	0
Other measuring and dispensing pumps and parts and attachments		3586-3	06/84	151.6	151.6	151.6	.5	0
Other measuring and dispensing pumps, incl. noncomputing gasoline dispensing pumps		3586-314	12/88	145.1	145.1	145.1	.6	0
Parts and attachments for measuring and dispensing pumps		3586-315	12/88	129.8	129.9	129.9	.7	0
Secondary products and miscellaneous receipts		3586-SM						
Secondary products		3586-S	06/84	146.9	147.1	147.1	-9	0

See footnotes at end of table.

**Table 5. Producer price indexes for the net output of selected industries and their products, not seasonally adjusted
—Continued**

Industry and product ¹	Industry code	Product code	Index base	Index			Percent change to Feb. 1999 from —	
				Oct. 1998 ²	Jan. 1999 ²	Feb. 1999 ²	Feb. 1998	Jan. 1999
Service industry machinery, n.e.c.	3589		06/82	162.0	163.0	163.5	1.5	0.3
Primary products		3589-P	06/82	163.1	164.2	164.7	1.6	.3
Commercial cooking and food warming equipment		3589-1	06/82	174.3	176.5	176.6	.6	.1
Nonelectric commercial cooking and food warming equipment		3589-11	06/82	203.9	203.9	204.6	.8	.3
Commercial cooking stoves, ranges, ovens, and broilers		3589-111	06/82	207.3	207.7	207.7	1.0	0
Commercial food warming equipment, including hot food server units and steam tables		3589-113	12/87	161.4	157.5	150.3	-6.2	-4.6
Deep fat fryers		3589-114	12/87	159.7	159.7	162.7	1.9	1.9
Other commercial cooking equipment, including griddles, toasters, coffee urns, etc.		3589-115	12/87	169.8	169.8	171.1	.8	.8
Electric and electronic commercial cooking and food warming equipment		3589-16	06/82	160.5	164.7	164.4	.6	-2
Commercial electric ranges, ovens, broilers, microwave stoves and ovens		3589-162	06/94	108.0	110.3	109.3	1.2	-9
Commercial food warming equipment, including hot food server units and steam tables		3589-165	06/82	151.7	147.9	149.0	-1.5	.7
Other commercial cooking equipment		3589-167	06/82	157.4	167.1	166.5	1.6	-4
Deep fat fryers		3589-16723	07/82	178.8	178.8	180.1	-6.1	.7
Other commercial cooking equipment, incl. griddles, toasters, coffee urns, etc.		3589-16728	12/87	132.1	143.0	142.0	4.4	-7
Parts and accessories for commercial cooking and food warming equipment		3589-185	12/87	124.6	124.6	124.9	.2	.2
Service industry machines and parts		3589-2	06/82	158.5	159.4	159.9	2.0	.3
Water softeners and water heaters including parts		3589-21	12/87	123.2	122.9	123.9	.7	.8
Water heaters including parts, except boilers		3589-211	12/87	141.6	141.6	145.6	1.8	2.8
Industrial water softeners including parts		3589-212	12/87	121.6	121.6	121.6	.6	0
Farm, household, and commercial water softeners and parts		3589-215	06/82	138.2	137.6	137.6	.3	0
Floor maintenance machinery, commercial and industrial, incl. parts		3589-24	12/87	138.9	139.0	139.4	2.5	.3
Floor scrubbing and sanding machines, commercial type incl. parts		3589-242	06/82	173.9	174.3	175.6	1.4	.7
Floor waxing and polishing machines, commercial and industrial type incl. parts		3589-245	06/82	176.5	(³)	(³)	(³)	(³)
Commercial dishwashing machines including parts		3589-27	06/82	180.6	182.0	184.6	2.1	1.4
Conveyor type including parts		3589-273	06/82	183.8	186.2	189.1	2.9	1.6
All other types including parts		3589-275	12/87	155.6	156.2	158.2	1.5	1.3
Sewage treatment equipment		3589-281	06/82	191.8	191.8	191.8	.8	0
High pressure cleaning and blasting machinery including parts, excl. foundry mach		3589-285	12/87	131.6	131.6	131.6	.8	0
Parts and accessories for service industry machines		3589-293	06/82	152.1	153.7	153.3	1.5	-3
Other industrial and commercial service machines, incl. carpet shampooers		3589-294	12/87	123.3	124.4	124.9	2.5	.4
Commercial and industrial vacuum cleaners		3589-3						
Portable, including parts and attachments		3589-311	06/82	158.1	158.1	159.3	1.7	.8
Secondary products and miscellaneous receipts		3589-SM						
Miscellaneous receipts		3589-M	06/82	145.3	145.3	145.6	.9	.2
Resales		3589-Z89	06/82	129.3	129.3	129.6	1.0	.2
Secondary products		3589-S	06/82	166.1	166.4	166.4	1.3	0
Miscellaneous machinery, except electrical	359		12/84	127.3	127.6	127.6	.9	0
Carburetors, pistons, piston rings, and valves	3592		12/82	126.8	126.6	126.9	-2	.2
Primary products		3592-P	12/82	127.7	127.4	127.8	-2	.3
Carburetors, new and rebuilt		3592-1	12/82	139.2	139.2	140.5	.9	.9
Carburetors (new), all types		3592-1A	12/82	133.0	133.0	134.9	1.4	1.4
Carburetors, rebuilt, all types		3592-171	12/82	190.5	190.5	190.5	0	0
Pistons, piston rings, and piston pins (engine)		3592-2	12/82	108.8	108.5	108.4	-1.3	-1
Pistons, all types (machined), excluding rough castings		3592-2A	12/82	103.6	103.1	102.7	-2.7	-4
Pistons for motor vehicles (passenger cars, trucks, and buses)		3592-221	06/89	96.0	95.0	94.9	-2.9	-1
All other pistons		3592-223	06/89	107.7	109.2	107.8	-2.1	-1.3
Piston rings, all types		3592-2B	12/82	112.6	112.6	112.6	-5	0
Piston rings, oil type		3592-2B1	12/82	103.6	103.6	103.6	0	0
Piston rings, compression type		3592-2B2	12/82	115.9	115.9	115.9	-9	0
Piston rings, compression type, for motor vehicles (passenger cars, trucks, and buses)		3592-255	12/82	110.0	110.0	110.0	-5	0
All other compression type piston rings		3592-257	12/82	143.5	143.5	(³)	(³)	(³)
Valves (engine intake and exhaust)		3592-3	12/82	126.9	126.5	126.5	-3	0
Valves (engine intake and exhaust) for other engines		3592-363	12/82	113.3	112.6	112.6	-4	0
Secondary products and miscellaneous receipts		3592-SM						
Secondary products		3592-S	12/82	125.4	125.4	(³)	(³)	(³)
Motor vehicle parts and accessories		3714-S	12/82	122.4	122.4	(³)	(³)	(³)
Fluid power cylinders and actuators	3593		06/90	127.7	129.7	128.9	1.3	-6
Primary products		3593-P	06/90	126.8	128.2	127.8	1.1	-3
Non-aerospace type hydraulic fluid power cylinders & actuators, linear & rotary		3593-4	06/90	119.2	120.2	120.1	1.4	-1
Non-aerospace type pneumatic fluid power cylinders & actuators, linear & rotary		3593-5	06/90	121.9	123.5	123.0	1.1	-4
Aerospace type fluid power cylinders and actuators		3593-6	06/98	100.0	100.2	(³)	(³)	(³)
Parts for hydraulic and pneumatic fluid power cylinders and actuators		3593-9	06/90	116.8	120.8	119.3	2.2	-1.2
Secondary products and miscellaneous receipts		3593-SM						
Miscellaneous receipts		3593-M	06/90	140.8	143.2	143.2	(³)	0
Secondary products		3593-S	06/90	125.2	130.3	127.2	2.2	-2.4

See footnotes at end of table.

Table 5. Producer price indexes for the net output of selected industries and their products, not seasonally adjusted
—Continued

Industry and product ¹	Industry code	Product code	Index base	Index			Percent change to Feb. 1999 from —	
				Oct. 1998 ²	Jan. 1999 ²	Feb. 1999 ²	Feb. 1998	Jan. 1999
Fluid power pumps and motors	3594		06/90	121.8	123.7	124.3	2.0	0.5
Primary products		3594-P	06/90	123.0	125.3	126.0	2.4	.6
Non-aerospace type reciprocating pumps		3594-3	12/97	100.3	100.3	100.6	.3	.3
Non-aerospace type rotary pumps		3594-4	12/97	100.7	100.7	102.1	1.2	1.4
Non-aerospace type fluid power motors		3594-5	12/97	100.2	101.0	102.3	2.3	1.3
Parts for fluid power pumps and motors		3594-9	12/97	100.4	107.5	106.9	6.5	-6
Secondary products and miscellaneous receipts		3594-SM						
Secondary products		3594-SS	06/90	113.4	113.4	113.9	.5	.4
Scales and balances, except laboratory	3596		12/80	120.0	120.9	120.9	1.5	0
Primary products		3596-P	12/80	120.5	121.4	121.4	1.5	0
Vehicle and industrial scales		3596-1	12/91	110.3	111.0	111.0	1.1	0
Motor truck and railroad track scales		3596-102	12/94	97.2	99.2	99.2	1.8	0
Bench and portable scales		3596-105	12/80	150.7	153.1	152.9	1.9	-1
Miscellaneous industrial scales, incl crane, tank, hopper, and conveyor		3596-115	12/91	111.0	111.0	111.0	.4	0
Retail, commercial, household, and mailing scales		3596-2	12/91	97.4	99.1	99.1	1.4	0
Other retail and commercial scales		3596-207	12/94	113.3	120.0	(³)	(³)	(³)
Person weighing scales and miscellaneous household scales		3596-211	12/80	144.1	148.8	(³)	(³)	(³)
Parts, attachments, and accessories for scales and balances		3596-3	12/91	102.5	102.5	102.5	2.9	0
Parts for scales and balances		3596-309	12/80	103.9	103.9	103.9	.1	0
Secondary products and miscellaneous receipts		3596-SM						
Secondary products		3596-S	12/80	122.5	(³)	123.6	.9	(³)
Machinery, except electrical, not elsewhere classified	3599		06/84	127.5	127.5	127.5	1.0	0
Primary products		3599-P	06/84	124.0	124.4	124.4	1.4	0
Miscellaneous machinery products		3599-4	06/84	128.6	131.2	131.2	4.0	0
Receipts for machine shop jobwork		3599-5	06/84	123.7	123.8	123.8	1.0	0
Secondary products and miscellaneous receipts		3599-SM						
Miscellaneous receipts		3599-M	06/84	(³)	149.9	(³)	(³)	(³)
Secondary products		3599-S	06/84	166.1	166.5	166.4	-7	-1
Electrical and electronic machinery, equipment, and supplies	36		12/84	110.0	109.9	109.8	-7	-1
Electric transmission and distribution equipment	361		12/84	134.8	134.6	134.7	1.8	.1
Transformers	3612		06/81	142.1	141.7	141.5	1.6	-1
Primary products		3612-P	06/81	140.0	139.5	139.5	1.8	0
Distribution transformers		3612-1	06/81	135.6	136.2	136.2	4.8	0
Liquid immersed		3612-101	06/81	133.5	134.0	134.0	5.0	0
Pole type, 500 KVA or less, single phase		3612-10111	06/81	131.6	(³)	(³)	(³)	(³)
Pad mount, 500 KVA or less, single phase		3612-10112	06/81	139.3	(³)	(³)	(³)	(³)
500 KVA or less, three phase		3612-10114	06/81	126.1	126.1	(³)	(³)	(³)
Network transformers, all ratings, less network protector		3612-103	06/94	115.1	115.1	115.8	1.6	.6
Power transformers		3612-2	06/81	127.7	127.7	127.7	4.6	0
Small power transformers, one and three phase		3612-201	06/81	148.7	148.7	148.7	.5	0
501-2500 KVA, liquid immersed		3612-20121	06/81	140.5	140.5	140.5	1.2	0
All secondary unit substation, liquid or dry type		3612-20131	06/81	(³)	(³)	(³)	(³)	(³)
Fluorescent lamp ballasts		3612-3	06/81	135.8	134.3	134.3	-3.2	0
Uncorrected power factor type		3612-301	06/81	135.3	(³)	135.3	-9	(³)
Corrected power factor type		3612-302	06/81	135.3	133.7	133.7	-3.6	0
Rapid start		3612-3021	06/94	100.3	99.0	99.0	-4.0	0
Slimline, instant start, switch start and other corrected power-factor types		3612-30299	06/94	95.9	94.7	94.7	-2.7	0
Other electrical transformers, including general purpose and specialty transformers, n.e.c.		3612-4	06/81	162.6	162.0	161.8	-2	-1
Open core and coil, and all units end-bell enclosed, 250 KVA and less		3612-401	06/81	165.4	165.4	165.4	-1	0
General purpose, one and three phase		3612-404	06/81	164.2	164.2	164.2	1.7	0
All other electrical transformers, including specialty transformers, n.e.c.		3612-499	06/81	182.5	182.4	182.0	-7	-2
Switchgear and switchboard apparatus	3613		06/85	139.5	139.5	139.8	2.0	.2
Primary products		3613-P	06/85	140.2	140.0	140.3	1.6	.2
Switchgear, except ducts and control circuit relays		3613-1	06/85	138.1	138.3	138.6	1.3	.2
Metal-clad switchgear using power circuit breakers, all voltages, excl. load interrupter		3613-109	06/85	134.0	134.0	133.4	-7	-4
Metal-enclosed load interrupter switchgear assemblies, all voltages incl. parts		3613-111	06/85	107.9	107.9	109.6	2.1	1.6
Automatic and manual control panels (generators, transformers, etc.)		3613-112	06/85	152.0	152.0	152.0	0	0
Metal-enclosed power circuit breaker switchgear assemblies, 1,000 volts, including parts		3613-113	06/85	117.7	117.7	117.4	-4	-3
Metal-enclosed bus (sold separately), more than 1,000 volts		3613-117	12/96	101.8	104.8	104.8	2.7	0
Outdoor power switching equipment, 2,300 v. or more, except fuses		3613-141	06/85	151.4	151.4	151.4	3.8	0
Power circuit breakers, all voltages		3613-2	06/85	105.2	105.2	105.2	-2.5	0
Other power cir. breakers sold sep., network protectors and auto cir reclosers, incl. parts		3613-231	06/85	112.9	(³)	112.9	.3	(³)
Panelboards, distribution boards and other switching and interrupting devices		3613-3	06/85	151.9	152.2	151.6	1.1	-4

See footnotes at end of table.

**Table 5. Producer price indexes for the net output of selected industries and their products, not seasonally adjusted
—Continued**

Industry and product ¹	Industry code	Product code	Index base	Index			Percent change to Feb. 1999 from —	
				Oct. 1998 ²	Jan. 1999 ²	Feb. 1999 ²	Feb. 1998	Jan. 1999
Switchgear and switchboard apparatus—Continued								
Panelboards, including enclosing cabinets, 1,000 volts and below		3613-31	06/85	154.6	154.6	(³)	(³)	(³)
Circuit breaker type		3613-312	06/85	(³)	(³)	(³)	(³)	(³)
Distribution switchboards, 1,000 volts and below		3613-32	06/85	(³)	(³)	(³)	(³)	(³)
Fusible		3613-3215	06/85	(³)	(³)	(³)	(³)	(³)
Switches (except snap, toggle and rotary types), 1,000 volts and below		3613-33	06/85	157.9	158.7	157.5	3.1	-0.8
Knife switches, enclosed heavy duty		3613-3321	06/85	182.3	182.3	182.3	5.7	0
Load center: circuit breaker type		3613-3326	06/85	166.8	169.0	165.8	.6	-1.9
Other switches, including open knife and motor contact switches		3613-3333	06/85	131.9	131.8	131.8	.8	0
Other low voltage switchgear apparatus		3613-398	06/85	140.2	140.2	140.2	.1	0
Molded case circuit breakers		3613-5	06/85	134.2	134.4	134.1	6.6	-2
Industrial type, 1,000 v. and below, incl. attachments or accessories		3613-511	06/85	130.8	131.4	129.9	10.2	-1.1
Residential or light duty type, 1,000 v and below		3613-512	06/85	140.9	140.5	142.4	3.1	1.4
Secondary products and miscellaneous receipts		3613-SM						
Secondary products		3613-S	06/85	151.6	153.6	153.6	4.6	0
Other secondary products		3613-SSS	06/85	164.9	168.5	(³)	(³)	(³)

See footnotes at end of table.

Table 5. Producer price indexes for the net output of selected industries and their products, not seasonally adjusted
—Continued

Industry and product ¹	Industry code	Product code	Index base	Index			Percent change to Feb. 1999 from —	
				Oct. 1998 ²	Jan. 1999 ²	Feb. 1999 ²	Feb. 1998	Jan. 1999
Electrical industrial apparatus	362		12/84	136.4	137.1	137.1	0.6	0
Electric motors and generators	3621		06/83	140.1	140.3	140.3	.4	0
Primary products		3621-P	06/83	139.2	139.4	139.4	.4	0
Fractional horsepower motors and generators		3621-1	06/83	132.1	131.6	131.7	.4	.1
Universal motors (A.C. and D.C.)		3621-12	12/92	102.2	102.2	102.2	1.2	0
Cased		3621-121	06/83	162.9	162.9	162.9	0	0
Permanent magnet motors (mechanically commutated)		3621-13	12/92	113.7	113.5	114.9	1.1	1.2
Servo		3621-131	12/92	113.5	113.5	113.5	.4	0
Nonservo		3621-132	12/92	111.5	111.1	113.8	1.7	2.4
Other commutated motors not specified by type of commutation		3621-161	12/92	104.6	103.5	105.8	-.3	2.2
Alternating current motors and generators		3621-18	06/83	141.8	140.9	140.8	-.1	-.1
Conventional type shaded pole motors		3621-182	06/83	127.8	125.8	125.8	-1.6	0
Permanent split capacitor motors		3621-184	12/92	114.1	112.6	112.7	-3.7	.1
All other single phase motors		3621-186	12/92	105.8	105.7	105.4	-1.2	-.3
Integral horsepower motors and generators, excl. hermetics and other rotating equipment		3621-2	06/83	142.0	143.3	143.2	.6	-.1
Alternating current motors (noncommutated)		3621-2B	06/83	147.6	149.2	148.8	.7	-.3
Single phase motors		3621-222	06/83	81.9	81.9	81.9	-.2	0
Polyphase induction motors (servo and nonservo; excl. synchronous)		3621-223	06/83	154.8	156.6	156.2	.6	-.3
D.C. motors and generators, ex. arc welding gens & battery charging gens for int. comb. engine		3621-2C	06/83	132.6	133.9	134.3	.4	.3
Electrically commutated motors		3621-213	12/92	(⁹)	(⁹)	(⁹)	(⁹)	(⁹)
Alternating current generators		3621-2D	06/83	117.2	117.7	117.7	-.2	0
Prime mover generator sets, excl. steam (hydraulic), turbine, & electric motor driven		3621-4	06/83	142.1	142.1	141.9	-.1	-.1
Gas and/or gasoline driven generator sets, A.C. and D.C.		3621-411	06/83	158.6	158.6	157.6	-.6	-.6
Diesel engine-driven generator sets (A.C. and D.C. output)		3621-421	06/83	135.1	135.1	(⁹)	(⁹)	(⁹)
Less than 400 kw		3621-42101	12/92	109.7	109.7	(⁹)	(⁹)	(⁹)
Parts and supplies for motors and generators		3621-9	12/87	123.4	122.4	122.4	-.2	0
All other parts		3621-914	12/92	103.2	103.0	103.0	.3	0
Secondary products and miscellaneous receipts		3621-SM						
Secondary products		3621-S	06/83	156.8	156.8	156.8	0	0
Carbon and graphite products	3624		06/85	131.7	131.6	130.9	-5.0	-5
Primary products		3624-P	06/85	132.4	132.4	131.7	-5.3	-5
Carbon and graphite electrodes		3624-1						
Graphite electrodes		3624-156	06/85	133.2	133.1	131.4	-9.6	-1.3
Carbon and graphite products, excluding electrodes		3624-9	06/85	131.5	131.7	131.8	-.8	.1
Brushes, contacts, and brushplates		3624-91	06/85	127.5	127.9	128.3	1.3	.3
Automotive brushes, including replacement and coded, excluding auto accessory brushes		3624-911	06/85	108.9	109.0	109.0	.1	0
All other fractional horsepower brushes & contacts, including replacement & miniature brushes		3624-913	06/85	123.2	123.2	123.2	.6	0
All other industrial brushes and contacts		3624-915	06/85	138.8	139.3	140.2	2.1	.6
Carbon & graphite products except electrodes, brushes, contacts & brushplates		3624-98	06/85	132.5	132.7	132.7	-1.3	0
Products with mechanical application excluding metallic oilless bearings		3624-983	06/85	146.8	(⁹)	146.8	4.3	(⁹)
Carbon & graphite fibers and prod w/other applications incl. chemical, nuclear,		3624-988	12/89	129.5	129.8	129.8	-2.9	0
Secondary products and miscellaneous receipts		3624-SM						
Secondary products		3624-S	06/85	129.6	127.6	127.4	-1.8	-2
Relays and industrial controls	3625		06/85	140.4	142.0	142.0	1.7	0
Primary products		3625-P	06/85	139.8	141.7	141.7	2.1	0
Relays		3625-1	06/90	124.1	126.0	126.3	2.2	.2
General purpose electromechanical relays		3625-11	06/90	101.9	104.7	104.5	4.5	-.2
Over 100 MW actuating power and sealed		3625-111	06/90	75.2	79.5	79.3	9.5	-.3
0.0 to 10 amps contact rating		3625-11101	06/90	64.6	(⁹)	71.7	15.8	(⁹)
Over 10 amps contact rating		3625-11102	06/90	90.2	(⁹)	(⁹)	(⁹)	(⁹)
Timing relays (timers)		3625-172	06/90	113.7	113.2	115.9	2.5	2.4
Solid-state pure		3625-17202	06/90	119.3	119.3	119.3	2.9	0
All other timing relays, incl pneumatic, electronic, etc.		3625-17203	06/90	111.0	111.0	116.8	6.1	5.2
Relays for industrial controls, all voltages, n.e.c.		3625-181	06/90	135.8	140.1	140.1	3.2	0
All other general purpose relays, n.e.c.		3625-191	05/85	173.8	174.8	174.8	.6	0
Specific purpose industrial controls		3625-2	06/85	120.8	121.6	121.6	2.0	0
Definite purpose contactors and starters, 600 volts and less		3625-214	06/85	149.2	149.2	149.2	1.0	0
Machine tool controls		3625-215	06/85	74.4	74.4	(⁹)	(⁹)	(⁹)
Continuous path type, numerical control		3625-21502	06/85	(⁹)	63.4	(⁹)	(⁹)	(⁹)
Programmable controllers, sold separately		3625-216	06/85	119.2	119.2	119.2	2.2	0
Other specific, special or definite purpose controls and devices		3625-217	06/85	134.4	136.7	136.7	2.3	0
General purpose industrial controls		3625-3	06/85	149.8	152.5	152.4	2.2	-.1
A.C. full voltage starters, 1000 volts or less, excl. adj. speed & sync. motor s		3625-311	06/85	172.7	180.5	180.5	4.6	0
A.C. contactors, 1000 volts or less, excl. adj. speed & sync. motor controls		3625-312	06/85	181.0	181.0	181.0	1.0	0
Synchronous motor starters, 1000 volts or less		3625-314	06/90	137.2	137.2	137.2	3.5	0

See footnotes at end of table.

Table 5. Producer price indexes for the net output of selected industries and their products, not seasonally adjusted
—Continued

Industry and product ¹	Industry code	Product code	Index base	Index			Percent change to Feb. 1999 from —	
				Oct. 1998 ²	Jan. 1999 ²	Feb. 1999 ²	Feb. 1998	Jan. 1999
Relays and industrial controls—Continued								
Limit switches (positioning sensors)		3625-318	06/85	162.7	(³)	162.7	3.8	(³)
Controls for packaged adjustable speed drives		3625-324	06/85	111.7	109.9	109.9	0	0
Controls for A.C. standard drives		3625-32411	12/95	100.6	(³)	(³)	(³)	(³)
Controls for D.C. standard drives		3625-32412	12/95	110.0	(³)	108.1	-4	(³)
All other general industry devices and systems, n.e.c.		3625-329	06/85	139.7	139.7	139.7	-5	0
Motor control accessories and parts for industrial controls		3625-4	06/90	124.1	126.4	126.1	1.6	-2
Motor control and starter accessories, excl. overload relays		3625-411	06/90	126.8	131.5	130.9	3.2	-5
Parts for industrial controls, excl. relays		3625-412	06/85	155.1	156.9	156.7	1.0	-1
Secondary products and miscellaneous receipts		3625-SM						
Miscellaneous receipts		3625-M	06/85	185.5	184.6	184.6	-4	0
Resales		3625-Z89	06/85	179.0	170.0	170.5	-3.6	.3
Secondary products		3625-S	06/85	121.6	122.3	122.1	.7	-2
Electrical industrial apparatus, n.e.c.								
	3629		12/85	114.1	114.4	114.7	.8	.3
Primary products		3629-P	12/85	112.6	113.0	113.3	.9	.3
Capacitors for industrial use, except electronic		3629-2						
Rectifying apparatus, except electronic		3629-2	12/85	116.8	116.8	116.9	.3	.1
Semiconductor power conversion apparatus		3629-211	12/85	117.8	117.8	118.0	.9	.2
Other rectifying (power conversion) apparatus		3629-212	12/85	104.7	104.9	104.9	-5	0
Other electrical equipment for industrial use, n.e.c.		3629-3						
Secondary products and miscellaneous receipts		3629-SM						
Secondary products		3629-S	12/85	118.9	119.0	118.9	.5	-1
Household appliances								
	363		12/84	107.8	107.8	107.7	.6	-1
Household cooking equipment and parts								
	3631		06/81	110.8	109.9	110.8	.3	.8
Primary products		3631-P	06/81	107.9	106.8	107.9	.7	1.0
Electric, electronic, and microwave household cooking units and parts ...		3631-1	06/81	99.8	97.3	99.5	1.2	2.3
Free-standing electric ranges and ovens		3631-1A	06/81	102.1	97.2	101.7	1.0	4.6
Free-standing ranges 23 to 32 inches in width		3631-112	06/81	100.9	95.8	100.4	.9	4.8
Low oven		3631-11201	06/81	99.2	94.2	98.7	.9	4.8
Other than free-standing electric ranges		3631-1B	06/81	132.8	(³)	132.8	1.1	(³)
Built-in ranges		3631-121	06/81	122.7	(³)	122.7	1.1	(³)
Built-in ovens		3631-1211	06/81	127.7	(³)	127.7	1.7	(³)
Built-in oven, single		3631-21111	06/87	108.8	(³)	108.8	-2	(³)
Built-in oven, double		3631-21112	08/90	96.7	(³)	96.7	6.6	(³)
Surface cooktops		3631-21113	06/81	116.4	(³)	116.4	0	(³)
Gas household units and parts		3631-3	06/81	115.1	115.7	115.7	.1	0
Standard type gas ranges		3631-3A	06/81	114.4	114.4	114.5	.2	.1
Free-standing ranges		3631-312	06/81	113.1	113.1	113.1	.1	0
Free-standing gas ranges over 32 inches		3631-31211	06/81	132.3	133.2	133.8	1.8	.5
Free-standing gas ranges over 24 to 32 inches in width		3631-31213	06/81	107.9	107.9	107.9	0	0
Surface cooktops		3631-319	06/81	151.4	151.4	151.4	.2	0
Nonstandard type gas ranges		3631-3B	06/94	93.1	(³)	96.9	.1	(³)
Slide-in or drop-in		3631-323	06/94	93.1	(³)	96.9	.1	(³)
Parts and accessories for household gas ranges and ovens		3631-385	06/94	99.8	99.8	99.8	0	0
Other household and outdoor cooking equipment except gas and electric, incl. parts		3631-4	06/81	128.5	128.5	128.5	-1	0
All other household and outdoor cooking equipment		3631-4A	06/81	128.4	128.4	128.4	0	0
Portable outdoor and other cooking equipment		3631-412	06/81	124.1	124.1	124.1	0	0
Solid fuel consuming		3631-41211	06/81	148.2	(³)	148.2	0	(³)
Gasoline, white gas and kerosene consuming		3631-41212	06/94	105.9	(³)	105.9	0	(³)
Parts and accessories for outdoor cooking and other cooking units		3631-413	06/81	137.9	137.9	137.9	-4	0
Secondary products and miscellaneous receipts		3631-SM						
Secondary products		3631-S	06/81	131.0	131.0	131.0	-1.3	0
Household refrigerators and freezers								
	3632		12/81	110.6	111.1	110.9	1.1	-2
Primary products		3632-P	12/81	106.4	106.9	106.6	1.0	-3
Household refrigerators, including combination refrigerator-freezers, complete units		3632-1	12/81	105.0	105.5	105.2	1.3	-3
13.4 cubic feet and under		3632-103	06/94	112.7	113.2	113.2	2.8	0
13.5 to 17.4 cubic feet		3632-132	06/94	89.3	(³)	(³)	(³)	(³)
17.5 to 19.4 cubic feet		3632-143	12/81	111.8	111.8	(³)	(³)	(³)
19.5 cubic feet and over		3632-148	12/81	105.1	(³)	(³)	(³)	(³)
Secondary products and miscellaneous receipts		3632-SM						
Household laundry equipment								
	3633		12/79	131.1	130.9	131.0	.2	.1
Primary products		3633-P	12/79	129.6	129.5	129.5	.1	0
Household mechanical washing machines, dryers, and washer-dryer combinations, ex		3633-1	12/79	119.5	119.4	119.4	-2	0
Washing machines, mechanical, electric		3633-1A	12/79	116.0	115.8	115.9	.3	.1
Fully automatic and semi-automatic, standard size		3633-131	12/79	115.7	115.6	115.6	.3	0
Dryers, mechanical, excl. coin-operated		3633-15	12/79	125.7	125.5	125.6	-9	.1
Electric		3633-155	12/79	132.6	132.4	132.4	.2	0
Electric housewares and fans								
	3634		12/82	111.8	111.7	109.5	-1	-2.0
Primary products		3634-P	12/82	110.1	110.0	109.2	1.0	-7
Electric fans, except industrial, excluding parts		3634-1	12/82	113.5	113.2	111.9	-1.1	-1.1

See footnotes at end of table.

Table 5. Producer price indexes for the net output of selected industries and their products, not seasonally adjusted
—Continued

Industry and product ¹	Industry code	Product code	Index base	Index			Percent change to Feb. 1999 from —	
				Oct. 1998 ²	Jan. 1999 ²	Feb. 1999 ²	Feb. 1998	Jan. 1999
Electric housewares and fans—Continued								
Kitchen ventilating and exhaust fans, incl. range and oven hoods		3634-121	12/82	123.8	123.8	122.1	-1.4	-1.4
Other household electric fans, excl. roof ventilators and HVAC fans		3634-123	12/94	104.1	102.0	101.8	.3	-.2
Small household appliances, excluding parts		3634-6	12/82	106.1	106.0	105.4	.4	-.6
Electrothermal		3634-61	12/94	93.9	93.8	93.3	-.2	-.5
Electric casseroles, crockpots, frying pans, and skillets		3634-614	12/94	104.9	104.9	102.4	2.6	-2.4
Air space heaters		3634-615	12/82	140.6	140.6	140.6	.1	0
Portable space heaters		3634-61501	12/82	116.5	116.5	116.5	0	0
Fixed installation space heaters		3634-61502	12/82	159.2	159.2	(³)	(³)	(³)
All other electrothermal small household appliances		3634-617	12/94	79.5	79.2	78.6	-1.1	-.8
Electromechanical		3634-62	12/94	97.5	97.5	96.8	1.7	-.7
Food mixers, including standard attachments		3634-621	12/82	98.0	98.0	98.0	3.9	0
Hand and stand mixers		3634-62101	12/94	97.3	97.3	97.3	4.0	0
Other food preparation appliances incl food processors, juicers, and grinders		3634-622	12/82	81.6	81.6	81.6	.9	0
All other electromechanical small household appliances		3634-623	12/94	99.0	99.0	97.3	-.4	-1.7
Parts and attachments for small electric appliances		3634-9	12/82	137.0	(³)	137.0	15.7	(³)
All other parts and attachments		3634-912	12/82	137.1	(³)	137.1	15.8	(³)
Secondary products and miscellaneous receipts		3634-SM						
Miscellaneous receipts		3634-M						
Resales		3634-Z89	01/86	85.8	(³)	(³)	(³)	(³)
Secondary products		3634-S	12/82	144.3	144.3	140.5	-1.3	-2.6
Household vacuum cleaners								
3635			12/82	120.0	120.7	121.0	-.6	.2
Primary products		3635-P	12/82	116.6	117.3	117.5	-.8	.2
Household vacuum cleaners, including parts and attachments		3635-1	12/82	116.6	117.3	117.5	-.8	.2
Upright and stick vacuum cleaners		3635-133	12/82	110.1	111.4	111.6	.2	.2
Canister, tank, and all other general purpose vacuum cleaners		3635-137	12/82	111.1	111.1	111.4	-1.0	.3
Complete power units, central system type		3635-141	12/82	153.0	153.0	153.0	0	0
Attachments and cleaning tools, including those for central systems ..		3635-151	12/82	123.1	123.1	123.1	0	0
Secondary products and miscellaneous receipts		3635-SM						
Miscellaneous receipts		3635-M	12/82	176.3	176.3	176.3	0	0
Resales		3635-Z89	12/82	176.3	176.3	176.3	0	0
Household appliances, not elsewhere classified								
3639			12/82	141.0	141.0	141.6	1.7	.4
Primary products		3639-P	12/82	132.3	132.3	133.2	.5	.7
Electric water heaters		3639-1	12/82	142.4	142.4	141.6	-.6	-.6
Electric water heaters, storage type		3639-101	12/82	143.6	143.6	142.7	-.7	-.6
Electric water heaters, storage type, 34 gallons and under		3639-10111	12/82	142.0	(³)	141.9	-.4	(³)
Electric water heaters, storage type, 35 to 44 gallons		3639-10112	12/82	(³)	(³)	(³)	(³)	(³)
Electric water heaters, storage type, 55 gallons and over		3639-10115	12/82	157.4	157.6	157.6	.1	0
Non-electric water heaters		3639-2	12/82	160.6	160.4	160.4	-.2	0
Gas water heaters, direct fired storage type		3639-212	12/82	159.1	(³)	158.7	-.4	(³)
Other major household appliances, n.e.c.		3639-5	12/82	109.1	109.3	(³)	(³)	(³)
Dishwashers		3639-502	06/94	96.5	(³)	(³)	(³)	(³)
Built-in dishwashers		3639-50214	06/94	96.0	(³)	(³)	(³)	(³)
Secondary products and miscellaneous receipts		3639-SM						
Secondary products		3639-S	12/82	137.7	(³)	(³)	(³)	(³)
Electric lighting and wiring equipment								
364			12/84	129.0	129.5	129.0	-.4	-.4
Electric lamp bulbs and tubes								
3641			12/83	116.1	118.3	117.2	.8	-.9
Primary products		3641-P	12/83	115.3	117.5	116.4	.8	-.9
Large incandescent lamps, except photographic and Christmas tree		3641-2	12/83	120.8	123.4	121.7	3.0	-1.4
General lighting		3641-21	12/83	112.5	116.9	115.0	3.8	-1.6
White lamps, 15-150 watts, 100-130 volts		3641-211	12/83	114.3	117.0	118.8	5.7	1.5
Reflector, 100-130 volts		3641-23	12/83	148.7	146.6	142.8	-.3	-2.6
Par type (pressed glass)		3641-231	12/83	166.4	(³)	(³)	(³)	(³)
All other large incandescent lamps (special purpose) including traffic and street lighting		3641-28	07/85	138.3	138.3	(³)	(³)	(³)
Miniature incandescent lamps, except Christmas tree		3641-3	12/83	113.0	110.7	110.6	-2.3	-.1
Automobile glass and metal sealed beams		3641-31	07/85	110.0	106.9	106.8	-3.2	-.1
OEM		3641-313	06/95	145.1	126.9	(³)	(³)	(³)
Electric discharge lamps, except Christmas tree		3641-4	12/83	111.7	115.6	114.6	-.9	-.9
Fluorescent, hot cathode		3641-42	12/83	103.4	107.9	106.5	-2.2	-1.3
Slimline, single pin base, including rapid start		3641-421	12/83	99.9	96.2	(³)	(³)	(³)
Other fluorescent hot cathode lamps, below 40 watts		3641-424	12/91	120.3	124.9	124.1	-2.4	-.6
Other fluorescent hot cathode lamps, 40 watts and over, including preheat-rapid start		3641-425	12/83	92.1	96.1	94.5	1.4	-1.7
Miscellaneous electrical discharge		3641-43	12/83	132.8	134.1	134.8	3.6	.5
General lighting high intensity lamps		3641-432	12/91	109.4	111.2	112.2	5.0	.9
Sodium, photo-chemical and other miscellaneous electrical discharge		3641-433	12/83	(³)	129.7	122.9	-15.6	-5.2
Secondary products and miscellaneous receipts		3641-SM						
Miscellaneous receipts		3641-M	09/92	97.9	97.9	97.9	-.4	0
Resales		3641-Z89	09/92	97.9	97.9	97.9	-.4	0
Secondary products		3641-S	12/83	162.6	(³)	(³)	(³)	(³)
Current-carrying wiring devices								
3643			12/81	144.6	145.3	144.5	-.3	-.6

See footnotes at end of table.

Table 5. Producer price indexes for the net output of selected industries and their products, not seasonally adjusted
—Continued

Industry and product ¹	Industry code	Product code	Index base	Index			Percent change to Feb. 1999 from —	
				Oct. 1998 ²	Jan. 1999 ²	Feb. 1999 ²	Feb. 1998	Jan. 1999
Current-carrying wiring devices—Continued								
Primary products		3643-P	12/81	144.1	145.0	144.1	-0.1	-0.6
Current-carrying wiring devices		3643-1	12/81	144.1	145.0	144.1	-.1	-.6
General use flush mounted switches for switch or outlet boxes, except dimmers		3643-1C	12/81	201.1	(³)	(³)	(³)	(³)
AC single pole, excluding mercury switches		3643-137	12/81	100.5	(³)	(³)	(³)	(³)
Special purpose switches		3643-1D	12/81	126.6	126.6	127.4	1.1	.6
Automotive and aircraft type switches		3643-174	12/81	129.3	(³)	129.7	(³)	(³)
Dimmers and all other special purpose switches		3643-177	12/81	152.4	152.4	155.1	2.9	1.8
Wire connectors		3643-1E	12/81	141.6	142.2	142.2	1.2	0
Pressure connector for use with screw, cone or other mechanical device		3643-182	12/93	117.3	117.3	117.3	2.6	0
Blade or pin type, separable terminations and splicers		3643-188	12/93	115.6	112.1	113.2	-1.0	1.0
All other wire connectors		3643-189	12/86	106.5	108.7	108.4	1.8	-3
Convenience and power outlets, attachment plug caps, and connector bodies: pin and sleeve		3643-127	12/81	258.2	258.2	258.2	1.7	0
Metal contacts, precious and all other		3643-175	12/81	111.3	110.5	110.1	.7	-.4
Terminal blocks		3643-197	12/81	189.3	189.3	189.3	.3	0
All other current-carrying wiring devices		3643-198	12/81	152.2	152.1	152.7	-.1	.4
Secondary products and miscellaneous receipts		3643-SM						
Miscellaneous receipts		3643-M						
Resales		3643-Z89	12/93	96.2	95.5	95.6	-2.7	.1
Secondary products		3643-S	12/81	151.6	151.8	151.0	-.8	-.5
Other secondary products		3643-SSS	12/81	153.6	153.9	152.9	-.8	-.6
Noncurrent-carrying wiring devices		3644-S	12/93	106.0	(³)	(³)	(³)	(³)
Noncurrent-carrying wiring devices	3644		12/81	178.0	178.6	177.3	-2.6	-.7
Primary products		3644-P	12/81	171.8	172.1	170.6	-3.3	-.9
Electrical transmission line and utility pole hardware		3644-1	12/81	156.7	156.2	156.4	-.9	.1
Pole and transmission line construction materials, commercially available		3644-112	12/81	151.5	151.3	151.5	-.7	.1
Pole and transmission line anchors		3644-113	12/93	104.5	(³)	(³)	(³)	(³)
Electrical conduit and conduit fittings		3644-2	12/81	157.7	158.1	155.0	-7.8	-2.0
Electrical conduit, raceways, and wireways		3644-21	12/86	114.7	114.7	111.0	-12.6	-3.2
Flexible nonmetallic conduit, including plastics and liquid-tight		3644-217	12/86	135.2	135.2	(³)	(³)	(³)
Metal raceways and wireways, including fittings: surface and underfloor		3644-218	12/81	159.8	159.8	159.8	1.1	0
Electrical conduit fittings		3644-28	12/86	164.5	165.4	165.4	-.1	0
Rigid metal conduit fittings: cast conduit bodies, covers, and gaskets		3644-281	12/81	(³)	(³)	(³)	(³)	(³)
All other rigid metal conduit fittings, including couplings, nipples, bends, and elbows		3644-282	12/81	204.4	207.5	207.5	1.5	0
All other rigid metal conduit fittings		3644-28259	12/93	121.1	(³)	(³)	(³)	(³)
Cable, cord, and flexible conduit fittings		3644-286	04/82	196.4	196.4	196.4	.1	0
Armored cable, metallic sheathed cable, and flexible conduit fittings		3644-28611	04/82	182.5	182.5	182.5	.2	0
All other noncurrent-carrying wiring devices		3644-3	12/81	209.4	210.2	210.2	1.7	0
Stamped metal boxes, covers, and accessories, including stamped conduit boxes		3644-33	12/81	204.4	205.5	205.5	1.6	0
Stamped metal switch and receptacle boxes		3644-331	12/81	196.4	196.4	196.4	1.7	0
Cast metal boxes, covers, gaskets, and accessories		3644-34	12/81	209.2	(³)	(³)	(³)	(³)
Outlet type		3644-342	12/93	115.9	(³)	(³)	(³)	(³)
All other noncurrent-carrying wiring devices		3644-37	12/81	214.3	214.3	214.3	3.0	0
All other noncurrent-carrying wiring devices, n.e.c.		3644-379	12/93	131.6	131.6	131.6	3.0	0
Secondary products and miscellaneous receipts		3644-SM						
Secondary products		3644-S	12/81	205.0	207.3	207.3	1.5	0
Current-carrying wiring devices		3643-S	12/81	219.9	221.8	221.8	2.1	0
Other secondary products		3644-SSS	12/81	201.0	203.4	203.4	1.2	0
Residential lighting fixtures	3645		12/83	141.1	140.8	140.9	.4	.1
Primary products		3645-P	12/83	139.5	139.3	139.3	.4	0
Electric residential fixtures, except portable including parts		3645-1	12/83	135.3	135.3	135.4	.4	.1
Portable electric residential lighting fixtures (incl. parts and accessories)		3645-7	12/83	144.1	143.6	143.6	.3	0
Secondary products and miscellaneous receipts		3645-SM						
Secondary products		3645-S	12/83	177.3	177.3	(³)	(³)	(³)
Secondary products		3645-SSS	06/98	100.0	100.0	(³)	(³)	(³)
Commercial lighting fixtures	3646		06/81	149.2	149.3	149.3	.4	0
Primary products		3646-P	06/81	148.5	148.6	148.6	.3	0
Electric lighting fixtures, commercial and institutional types		3646-2	06/81	145.4	145.5	145.5	.3	0
Incandescent fixtures		3646-201	06/81	161.4	161.6	161.6	.1	0
Other incandescent fixtures, including portable		3646-20119	06/81	114.5	115.4	115.4	.8	0
Mercury and other high-intensity discharge fixtures		3646-202	06/81	158.1	158.1	158.1	-.1	0
Fluorescent fixtures, except portable		3646-203	06/81	139.1	139.1	139.1	.4	.0
Recessed air handling		3646-20351	06/81	136.9	(³)	136.9	.5	(³)
Recessed non-air handling		3646-20353	06/81	125.4	125.4	125.4	-.2	0
Striplights		3646-20354	06/81	133.1	133.1	133.1	1.1	0
Surface or pendant		3646-20358	06/81	186.0	186.0	186.0	0	0

See footnotes at end of table.

**Table 5. Producer price indexes for the net output of selected industries and their products, not seasonally adjusted
—Continued**

Industry and product ¹	Industry code	Product code	Index base	Index			Percent change to Feb. 1999 from —	
				Oct. 1996 ²	Jan. 1999 ²	Feb. 1999 ²	Feb. 1998	Jan. 1999
Commercial lighting fixtures—Continued								
All other fluorescent fixtures		3646-20363	03/87	134.8	134.8	134.8	2.7	0
Component or renewal parts for commercial or institutional fixtures, sold separately		3646-204	06/81	146.6	148.9	148.9	1.2	0
Electric lighting fixtures, industrial types		3646-3	06/81	160.8	160.8	160.8	.1	0
General fixtures, except portable		3646-305	06/81	152.2	152.2	152.2	.2	0
Fluorescent fixtures		3646-30513	06/81	153.5	153.5	153.5	.2	0
Secondary products and miscellaneous receipts		3646-SM						
Secondary products		3646-S	06/81	166.2	166.2	166.2	2.3	0
Vehicular lighting equipment	3647							
Primary products		3647-P	12/83	124.7	124.8	124.7	.4	-1
Vehicular lighting equip., motor vehicle & other than motor vehicle use, excl. bulbs		3647-1	12/83	111.0	111.0	111.0	.4	0
Motor vehicle lighting equipment		3647-11	12/83	106.8	106.8	106.8	.4	0
Spot, fog, and auxiliary motor vehicle lighting equipment		3647-111	12/83	110.4	110.4	110.4	2.1	0
Spot, fog, and auxiliary lighting equipment: domestic replacement		3647-1111	12/83	116.7	116.7	116.7	1.9	0
Spot, fog, & auxiliary lighting equip shipped to U.S. motor vehicle mfg. as original equipment		3647-1112	12/83	104.0	104.0	104.0	2.2	0
All other motor vehicle lighting equipment		3647-112	12/83	106.2	106.3	106.3	.2	0
All other motor vehicle lighting equipment: domestic replacement		3647-1121	12/83	154.7	154.7	154.7	.3	0
All other motor vehicle lighting equipment shipped to U.S. motor vehicle mfg. as original equip		3647-1122	12/83	97.5	97.6	97.5	.1	-1
Composite headlamp assemblies (excluding bulbs)		3647-113	06/93	98.9	(⁹)	98.9	1.4	(⁹)
Composite headlamp assemblies: shipments to U.S. motor vehicle mfgs as original equip		3647-1132	06/93	95.5	(⁹)	95.5	-7	(⁹)
Other than motor vehicle lighting equipment including fluorescent fixtures		3647-12	12/83	154.9	155.1	155.1	.7	0
Secondary products and miscellaneous receipts		3647-SM						
Secondary products		3647-S	12/83	161.5	161.5	161.5	.9	0
Lighting equipment, n.e.c.	3648							
Primary products		3648-P	06/85	118.7	118.2	118.5	-7	.3
Outdoor lighting equipment, including parts		3648-5	06/85	118.0	117.5	117.8	-6	.3
Street and highway lighting luminaires, including bridge and tunnel lighting		3648-51	06/85	121.8	122.2	122.7	-1	.4
Mercury and other high-intensity discharge types, enclosed		3648-514	06/85	131.7	132.0	132.0	0	0
Floodlighting, area, sports, and site lighting luminaires		3648-52	12/90	110.5	110.5	110.5	0	0
Mercury/other high-intensity discharge types, general purpose floodlighting		3648-524	06/85	110.1	110.7	110.7	-1.2	0
Site lighting, under 20 foot mounting		3648-529	06/85	106.9	106.9	106.9	0	0
Large area lighting 20-60 foot mounting		3648-529	06/85	100.5	(⁹)	(⁹)	(⁹)	(⁹)
Bldg. mounted (such as high-intensity discharge, incandescent and quartz)		3648-531	06/85	106.9	106.9	107.0	.1	.1
Poles, standards, newels, brackets, and accessories		3648-532	06/85	109.5	107.7	107.7	-2.1	0
Other floodlighting and area lighting equipment		3648-54	06/85	136.2	136.2	136.2	0	0
All other outdoor lighting equipment		3648-55	06/85	123.1	122.6	126.5	3.2	3.2
Other electric and nonelectric lighting equipment, including parts and accessories		3648-552	06/85	136.0	136.0	139.8	2.8	2.8
Other electric and nonelectric lighting equipment, except hand portable		3648-9	06/85	110.3	108.6	108.6	-1.5	0
Other incandescent, incl. marine markers or beacons, railway route lighting equipment		3648-92	06/85	102.8	102.7	102.8	.1	.1
Parts and accessories for other electric lighting fixtures, n.e.c.		3648-922	06/85	91.7	(⁹)	91.7	0	(⁹)
Nonelectric lighting equipment, including parts		3648-925	06/85	114.3	114.1	114.3	.3	.2
Lamps and lanterns, including kerosene, gasoline, propane, butane		3648-93	06/85	80.6	80.6	(⁹)	(⁹)	(⁹)
Secondary products and miscellaneous receipts		3648-931	12/90	109.1	109.1	(⁹)	(⁹)	(⁹)
Miscellaneous receipts		3648-SM						
Secondary products		3648-M	05/89	104.0	104.0	(⁹)	(⁹)	(⁹)
Commercial lighting fixtures		3648-S	06/85	125.7	125.7	125.7	-6	0
Other secondary products		3648-S	06/85	127.6	127.6	127.6	-5	0
Other secondary products		3648-SSS	06/85	119.1	119.1	119.1	-7	0
Radio and television receiving equipment, except communication types	365		12/84	87.8	87.8	87.7	-2.4	-1
Household audio & video equipment	3651							
Primary products		3651-P	03/80	78.3	78.4	78.3	-2.5	-1
Television receivers, including combination models		3651-2	03/80	75.8	75.8	75.6	-3.4	-3
Table and portable		3651-21	03/80	64.7	64.7	64.7	-4.4	.0
Color TV over 17 inch		3651-216	03/80	58.6	58.6	58.6	-5.5	0
Projection televisions		3651-222	03/80	57.8	57.8	57.8	-5.9	0
High fidelity equipment and components		3651-4	12/92	80.8	80.8	80.8	-7.2	0
Consumer high fidelity components		3651-4B	03/80	131.7	132.2	131.2	-2	-8
Power amplifiers		3651-426	03/80	121.9	122.0	120.7	-8	-1.1
Other consumer high fidelity components		3651-427	12/92	108.9	108.9	107.4	-1.4	-1.4
Consumer audio/video recorders and players		3651-428	12/92	119.9	120.6	120.5	1.2	-1
Other consumer audio/visual recorders & players		3651-428	12/92	98.0	98.5	98.5	1.0	0
Compact disc players		3651-42204	12/92	97.5	98.3	98.3	.9	0
Other secondary products		3651-431	04/93	94.0	97.0	(⁹)	(⁹)	(⁹)

See footnotes at end of table.

**Table 5. Producer price indexes for the net output of selected industries and their products, not seasonally adjusted
—Continued**

Industry and product ¹	Industry code	Product code	Index base	Index			Percent change to Feb. 1999 from —	
				Oct. 1998 ²	Jan. 1999 ²	Feb. 1999 ²	Feb. 1998	Jan. 1999
Household audio & video equipment—Continued								
Other equipment and accessories, including speakers		3651-5	03/80	131.4	131.7	130.6	-0.7	-0.8
Loudspeaker systems		3651-5A	03/80	127.1	127.3	126.5	-.1	-.6
Bookshelf type		3651-556	03/80	113.6	114.2	113.6	.4	-.5
Floor standing		3651-557	03/80	141.3	141.3	139.9	-.4	-1.0
Other loudspeaker systems		3651-568	03/80	116.3	116.3	116.3	-.5	0
Loudspeakers sold separately		3651-554	03/80	125.6	125.9	125.8	.3	-.1
Microphones		3651-555	03/80	166.8	168.4	155.1	-10.0	-7.9
Other equipment & accessories		3651-599	12/92	107.9	107.9	107.9	-1.3	0
Secondary products and miscellaneous receipts		3651-SM						
Secondary products		3651-S	03/80	141.3	141.3	(³)	(³)	(³)
Other secondary products		3651-SSS	12/92	81.5	81.5	(³)	(³)	(³)
Phonograph records and prerecorded audio tapes and disks	3652		12/84	99.8	99.1	99.5	-2.5	.4
Primary products		3652-P	12/84	99.2	98.5	98.8	-2.8	.3
Phonograph records, compact audio discs, and other audio-encoded disk recordings		3652-1	12/84	102.8	103.2	103.2	-.8	0
45 RPM phonograph records, except monaural and 12 inch diameter		3652-12	06/92	101.5	(³)	(³)	(³)	(³)
Released for wholesale, retail and/or direct distribution		3652-122	12/84	114.9	(³)	(³)	(³)	(³)
33 1/3 RPM phonograph records, except monaural and non-vinyl		3652-13	06/92	103.9	101.5	101.5	-2.6	0
Released for wholesale, retail and/or direct distribution		3652-131	12/84	105.0	(³)	(³)	(³)	(³)
Manufactured on a fee or contract basis		3652-135	12/84	125.2	125.2	125.2	0	0
Compact audio discs (CD's)		3652-15	06/92	93.8	94.4	94.4	-.7	0
Released for wholesale, retail and/or direct distribution		3652-151	06/92	103.9	104.8	104.8	.2	0
Compact disc singles		3652-15101	06/92	70.4	(³)	(³)	(³)	(³)
Compact disc albums		3652-15102	06/92	104.0	104.8	104.8	.2	0
Manufactured on a fee or contract basis		3652-152	06/92	63.8	63.8	63.8	-6.7	0
Prerecorded audio cassettes and tapes		3652-2	12/84	101.6	99.9	100.5	-4.3	.6
Cassettes released for wholesale, retail and/or direct distribution, except DAT		3652-284	12/84	102.6	100.5	101.3	-4.8	.8
Cassette singles		3652-28401	06/92	107.4	88.1	(³)	(³)	(³)
Cassette albums		3652-28402	06/92	100.7	99.5	100.2	-4.6	.7
Manufactured on a fee or contract basis		3652-288	12/84	86.5	86.5	86.5	-2.1	0
Secondary products and miscellaneous receipts		3652-SM						
Miscellaneous receipts		3652-M	12/84	90.0	89.7	89.7	-.3	0
Contract work and other miscellaneous receipts		3652-XY9	12/84	79.2	78.9	78.9	-.4	0
Communication equipment	366		12/85	114.8	114.4	114.3	-1.3	-.1
Telephone & telegraph apparatus	3661		12/85	117.7	116.9	116.6	-1.8	-.3
Primary products		3661-P	12/85	118.3	117.3	116.9	-2.2	-.3
Line transmission (carrier) equipment		3661-A	12/85	168.7	164.4	163.7	-3.0	-.4
Other line transmission equipment		3661-A3	06/94	109.4	109.4	107.5	-3.6	-1.7
Digital carrier line equipment		3661-A32	12/85	145.6	145.6	145.6	-1.9	0
Voice frequency and other special purpose transmission line equipment		3661-A39	12/85	147.6	(³)	115.3	-24.7	(³)
Multiplex equipment (sold separately)		3661-A7	12/85	184.4	174.5	176.3	-4.7	1.0
Digital multiplex equipment		3661-A72	12/85	187.9	177.9	179.7	-4.6	1.0
Switching equipment		3661-B	12/85	113.6	113.1	112.6	-2.9	-.4
Central office switches (common carrier)		3661-B1	12/85	115.8	115.0	114.1	-4.9	-.8
Local office switch		3661-B16	06/94	102.2	101.4	101.4	(³)	0
Toll and interexchange office switches		3661-B17	06/94	87.1	(³)	79.3	-9.2	(³)
Other telephone switching equipment		3661-B5	12/85	113.6	113.6	113.6	0	0
Other switching equipment and parts		3661-B56	06/94	112.5	112.5	112.5	0	0
User terminals and interface equipment		3661-C	12/85	68.8	67.5	67.0	-4.1	-.7
Telephone sets		3661-C1	12/85	81.6	81.9	81.9	-.2	0
Single line set (incl. ISDN)		3661-C13	12/85	87.7	(³)	87.7	0	(³)
Other telephone sets/stations		3661-C15	12/85	87.8	88.2	88.2	-.6	0
Key type telephone set		3661-C1501	12/85	118.7	(³)	118.7	0	(³)
Modems, sold separately		3661-C3	12/85	69.1	67.2	66.5	-5.7	-1.0
Modem 2001 bps and above		3661-C37	03/86	57.2	55.7	55.1	-5.7	-1.1
Modem over 10,000 bps		3661-C3705	06/94	67.4	65.6	64.9	-5.7	-1.1
Other telephone & telegraph apparatus		3661-D	12/85	119.8	119.8	119.8	0	0
Data communication equipment		3661-D2	06/94	99.7	99.7	99.7	0	0
Other data communication equipment		3661-D25	06/94	99.4	99.4	99.4	0	0
Other, including parts, system components & subassemblies		3661-D9	12/85	120.3	120.3	120.3	.1	0
Secondary products and miscellaneous receipts		3661-SM						
Miscellaneous receipts		3661-M	12/85	120.2	120.2	120.2	0	0
Secondary products		3661-S	12/85	107.2	107.2	107.2	.4	0
Radio and television broadcast and communication equipment	3663		12/91	105.3	105.8	106.0	-.4	.2
Primary products		3663-P	12/91	104.6	104.5	104.7	-1.1	.2
Communication equipment (except wire telephone and broadcast, cable or studio equipment)		3663-1	12/85	113.1	113.1	113.4	-1.0	.3
Point-to-point transmitters, receivers, and power amplifiers (except satellite and amateur)		3663-133	12/85	125.9	125.9	125.9	-1.2	0
Space satellite communication and related equipment		3663-143	12/85	93.4	93.4	93.4	-1.6	0
Mobile radio, airborne, marine, and ground (except amateur, CB and portable)		3663-145	12/85	99.4	99.4	100.8	-4.5	1.4

See footnotes at end of table.

Table 5. Producer price indexes for the net output of selected industries and their products, not seasonally adjusted
—Continued

Industry and product ¹	Industry code	Product code	Index base	Index			Percent change to Feb. 1999 from —	
				Oct. 1998 ²	Jan. 1999 ²	Feb. 1999 ²	Feb. 1998	Jan. 1999
Radio and television broadcast and communication equipment—Continued								
Portable, amateur, and citizens' band (CB) radio equipment		3663-148	12/85	99.2	99.2	99.2	-1.7	0
Other communication equipment		3663-152	12/85	129.5	129.5	129.4	.6	-1
Electronic checkout, monitoring and support equipment for communications systems		3663-15202	12/91	106.5	106.5	106.5	0	0
Microwave and communications antennae or antenna systems		3663-15203	12/91	111.9	111.9	111.2	-6	-6
Communication systems, equipment and devices, n.e.c.		3663-15209	12/91	117.7	117.7	117.7	.9	0
Broadcast, cable, studio and related communication equipment		3663-2	12/85	105.3	104.7	104.7	-1.3	0
Studio equipment, audio and video including amplifiers, consoles, cameras, power supplies		3663-211	12/85	103.8	([?])	([?])	([?])	([?])
Broadcast transmitters, amplifiers and related transmission equipment		3663-221	12/85	110.7	([?])	110.7	-6.7	([?])
Cable & CCTV equipment and theater & commercial sound equipment		3663-231	12/85	105.8	103.8	([?])	([?])	([?])
Secondary products and miscellaneous receipts		3663-SM						
Secondary products		3663-S						
Other secondary products		3663-SSS	12/91	([?])	([?])	([?])	([?])	([?])
Communications equipment, n.e.c.	3669		12/91	108.6	105.2	105.1	-3.0	-1
Primary products		3669-P	12/91	110.0	110.1	110.1	.3	0
Alarm systems		3669-1	12/85	111.6	111.6	111.6	.2	0
Intrusion detection		3669-111	12/91	112.1	112.1	112.1	0	0
Local intrusion detection alarms and alarm systems		3669-11111	12/91	117.5	117.5	117.5	0	0
Central station and remote notifying intrusion alarms and holdup alarm systems		3669-11113	12/91	102.7	102.7	([?])	([?])	([?])
Fire detection and prevention		3669-13	12/91	106.6	106.6	106.6	.5	0
Smoke and heat detection, local		3669-131	12/91	105.9	105.9	105.9	-7	0
Fire prevention alarm systems, central and remote types		3669-135	12/91	110.0	110.0	110.0	2.3	0
Vehicular and pedestrian traffic control equipment		3669-2	12/85	104.0	104.0	104.0	.2	0
Electronic and electromechanical controllers, detectors and sensors, parts, and accessories		3669-213	12/91	98.8	98.8	98.8	0	0
Intercommunications systems, including inductive paging systems (selective calling)		3669-3						
Wired		3669-311	12/91	119.4	120.0	120.0	1.2	0
Secondary products and miscellaneous receipts		3669-SM						
Secondary products		3669-S	12/91	115.3	119.0	([?])	([?])	([?])
Electronic components and accessories	367		12/84	91.2	90.7	90.5	-2.3	-2
Electron tubes, all types	3671		12/85	113.9	111.1	111.2	-3.9	.1
Primary products		3671-P	12/85	111.4	108.2	108.3	-4.3	.1
Cathode ray television picture tubes		3671-2	09/96	92.9	88.7	88.8	-7.8	-1
Color television tubes, 25" and under, new and rebuilt		3671-211	09/96	92.7	88.7	88.6	-7.9	-1
All other CRT's incl. color television tubes 26" and greater, new and rebuilt		3671-212	09/96	93.2	88.7	89.1	-7.7	.5
Transmitting, power and special purpose tubes		3671-3	12/85	131.2	131.2	131.2	2.3	0
Power and special purpose tubes		3671-301	12/85	146.2	146.4	146.4	4.2	0
Forward and backward wave tubes		3671-30151	06/90	116.4	116.5	116.5	5.2	0
Light sensing tubes		3671-302	06/96	99.6	([?])	99.6	0	([?])
Photomultipliers and other light sensing devices		3671-30276	06/96	99.6	([?])	99.6	0	([?])
Light emitting devices		3671-303	12/85	128.2	([?])	([?])	([?])	([?])
Industrial and military cathode ray tubes		3671-30385	12/85	128.4	([?])	([?])	([?])	([?])
Tube parts except glass blanks		3671-5	06/96	102.4	102.8	102.8	1.4	0
Secondary products and miscellaneous receipts		3671-SM						
Printed circuit boards	3672		06/91	92.5	92.7	91.8	-2.4	-1.0
Primary products		3672-P	06/91	92.2	92.4	91.4	-2.5	-1.1
Printed circuit or wiring boards and related circuitry on passive substrates		3672-1	06/82	104.5	104.8	103.6	-3.2	-1.1
Printed circuit boards on rigid substrates		3672-11	06/91	91.3	91.6	90.5	-3.4	-1.2
Single-sided PC boards, glass substrate		3672-111	06/82	101.5	101.5	101.5	-1.7	0
Double-sided PC boards, glass substrate		3672-112	06/82	110.7	111.0	110.0	-3.4	-9
Multilayer PC boards, glass substrate		3672-113	06/82	103.9	104.2	102.6	-4.4	-1.5
Semiconductors and related devices	3674		06/81	69.5	69.1	68.9	-3.6	-3
Primary products		3674-P	06/81	55.4	55.1	54.8	-4.4	-5
Integrated circuits		3674-1	06/81	41.3	41.1	40.9	-5.8	-5
Digital monolithic integrated circuits		3674-1A	06/81	23.7	23.3	23.1	-12.5	-9
MOS memory devices		3674-1A1	06/81	10.8	11.1	11.2	-10.4	.9
DRAM (dynamic random access memory)		3674-1A101	06/91	11.7	12.9	12.9	-24.1	0
Other MOS memory devices		3674-1A109	12/96	72.9	72.9	([?])	([?])	([?])
Other digital MOS integrated circuits		3674-1A2	12/96	46.8	45.2	44.3	-17.7	-2.0
Microprocessors		3674-1A201	06/81	6.3	5.4	4.9	-58.1	-9.3
All other digital MOS integrated circuits		3674-1A209	12/96	99.3	98.8	98.8	3.5	0
Other digital integrated circuits, including bipolar and nonsilicon		3674-1A9	12/96	82.2	80.1	79.3	-5.4	-1.0
Hybrid integrated circuits		3674-1C	06/81	109.2	109.2	109.2	2.7	0
Non-digital monolithic integrated circuits (e.g., linear, analog)		3674-1D	06/81	89.7	89.8	89.8	-8	0
Transistors		3674-2	06/81	71.8	71.8	([?])	([?])	([?])
Diodes and rectifiers (other than LEDs)		3674-3	06/81	124.2	124.4	124.6	4.1	.2
Other semiconductor devices and parts		3674-9	06/81	93.4	92.5	92.0	-2.6	-5
Other finished semiconductor devices		3674-901	12/96	103.3	103.8	103.3	-3	-5

See footnotes at end of table.

Table 5. Producer price indexes for the net output of selected industries and their products, not seasonally adjusted
—Continued

Industry and product ¹	Industry code	Product code	Index base	Index			Percent change to Feb. 1999 from —	
				Oct. 1998 ²	Jan. 1999 ²	Feb. 1999 ²	Feb. 1998	Jan. 1999
Semiconductors and related devices—Continued								
Dice and wafers		3674-902	06/81	77.3	75.6	75.0	-5.4	-0.8
Parts and other semifinished devices		3674-909	06/81	118.7	118.7	118.7	.7	0
Secondary products and miscellaneous receipts		3674-SM						
Secondary products		3674-S	06/81	129.8	(³)	(³)	(³)	(³)
Other secondary products		3674-SSS	06/81	107.4	(³)	(³)	(³)	(³)
Electronic capacitors								
Primary products	3675		06/81	99.8	100.4	100.6	-2.4	.2
Tantalum electrolytic capacitors		3675-P	06/81	98.6	99.3	99.5	-.8	.2
Metal-cased, including foil and wet-slug types		3675-B	06/86	85.8	86.4	87.3	-2.6	1.0
Tantalum electrolytic chips		3675-B26	12/92	110.9	115.5	115.5	.8	0
Aluminum electrolytic capacitors		3675-B31	01/87	62.6	60.6	64.0	(³)	5.6
Ceramic dielectric capacitors		3675-C	06/81	154.5	154.5	154.5	0	0
Single-layer		3675-E	06/81	60.2	59.9	59.9	-3.2	0
Chips and other leaded, single-layer including radial-leaded		3675-E1	12/92	100.5	101.4	101.4	.9	0
Multilayer		3675-E18	12/92	100.5	101.4	101.4	.9	0
Leaded, multilayer		3675-E2	06/86	74.0	73.6	73.6	-3.4	0
Multilayer chips		3675-E25	12/92	100.9	102.3	102.3	1.4	0
Secondary products and miscellaneous receipts		3675-E27	06/81	61.6	60.3	60.3	-7.1	0
Secondary products		3675-SM						
Other secondary products		3675-S	06/81	118.7	118.7	118.7	3.5	0
		3675-SSS	06/86	139.9	139.9	139.9	2.5	0
Electronic resistors								
Primary products	3676		12/80	177.4	175.2	175.3	-1.8	.1
Fixed, surface mounted, excluding carbon types		3676-P	12/80	185.2	183.5	183.6	-.3	.1
Fixed, having two leads, excluding carbon types		3676-11	12/96	92.2	89.9	89.3	-9.0	-7
Resistor networks, having more than two leads		3676-12	12/92	107.8	108.1	106.7	-.7	-1.3
Variable, non-wirewound		3676-13	12/80	81.0	70.7	72.3	5.5	2.3
Nonlinear resistors, including thermistors and varistors		3676-14	12/96	99.1	99.1	99.1	0	0
Resistor parts and other resistors, incl fixed carbon and wirewound variable		3676-15	12/92	106.8	106.8	106.8	-4.3	0
Secondary products and miscellaneous receipts		3676-19	12/96	116.2	117.5	118.0	1.9	.4
Secondary products		3676-SM						
		3676-S	12/96	101.5	(³)	93.8	-10.2	(³)
Electronic coils, transformers, and other inductors								
Primary products	3677		06/82	139.1	139.2	139.2	.9	0
Radio frequency coils		3677-P	06/82	141.6	141.7	141.7	.9	0
Audio transformers		3677-113	06/86	128.8	128.5	128.5	-.2	0
Low frequency chokes		3677-132	06/82	147.2	(³)	(³)	(³)	(³)
Plate and filament (power) transformers		3677-133	06/82	154.9	154.9	154.9	0	0
Toroidal windings, except complete magnetic amplifiers		3677-141	06/82	128.6	129.1	129.2	1.7	.1
Other inductors for electronic applications		3677-191	06/82	182.1	182.9	182.9	.9	0
Secondary products		3677-192	06/82	155.4	155.4	155.4	1.7	0
		3677-S	06/82	108.3	(³)	(³)	(³)	(³)
Connectors for electronic applications								
Primary products	3678		12/80	156.5	157.0	156.8	.8	-.1
Coaxial connector (radio frequency)		3678-P	12/80	154.9	155.4	155.2	.8	-.1
Cylindrical connectors		3678-1						
Rack and panel connector (rectangular)		3678-121	12/80	229.4	229.0	229.0	-.4	0
Integral shell and similar types		3678-2	12/80	171.5	171.5	171.5	4.4	0
Subminiature and other		3678-3	12/80	126.3	126.3	126.3	0	0
Printed circuit connector		3678-335	12/80	135.7	135.7	135.7	0	0
Two-piece type		3678-338	12/80	121.3	121.3	121.3	0	0
Other special types		3678-4	12/80	117.9	117.9	117.2	-.6	-.6
Miscellaneous special purpose type connectors		3678-447	12/80	122.3	122.3	121.1	-1.0	-1.0
Other special purpose types		3678-5	12/80	157.8	159.4	159.3	.6	-.1
Connector parts		3678-554	12/80	150.2	152.1	152.0	.2	-.1
		3678-556	12/80	141.3	144.7	144.5	.4	-.1
Connector parts		3678-6						
		3678-661	12/86	117.2	118.6	118.4	1.0	-.2
Electronic components, n.e.c.								
Primary products	3679		06/82	114.0	113.2	113.2	-1.2	0
Electronic filters and piezoelectric devices other than transducers		3679-P	06/82	115.9	115.6	115.5	-.9	-.1
Electronic filters, excluding microwave types		3679-A	06/82	115.0	115.0	115.0	.0	.0
Electronic wave filters, including high-pass, low-pass and band-pass types		3679-A01	12/86	79.4	79.4	79.4	0	0
Piezoelectric devices, excluding transducers		3679-A0101	06/91	76.3	(³)	76.3	(³)	(³)
Microwave components (except tubes, semiconductors and antenna)		3679-A02	12/86	(³)	(³)	(³)	(³)	(³)
Microwave subassemblies (parametric amplifiers, frequency multipliers, etc)		3679-B	06/82	142.6	142.6	142.6	2.4	0
Other microwave devices		3679-B02	06/91	92.9	92.9	92.9	-2.1	0
Microwave devices, n.e.c.		3679-B09	06/82	153.5	153.5	153.5	2.5	0
Transducers, electronic input or output, excluding magnetic recording heads		3679-B0909	06/91	114.3	114.3	114.3	2.8	0
Electronic switches, manually-actuated		3679-C	06/82	(³)	(³)	(³)	(³)	(³)
Pushbutton switches		3679-D	06/82	149.8	150.0	149.1	-.4	-.6
Other switches, incl. DIP, thumbwheel, snap action types		3679-D05	06/82	146.6	(³)	(³)	(³)	(³)
Printed circuit board assemblies, n.e.c.		3679-D09	06/82	164.2	163.8	162.4	-1.7	-.9
		3679-E	06/82	120.4	119.7	119.8	-2.0	.1

See footnotes at end of table.

**Table 5. Producer price indexes for the net output of selected industries and their products, not seasonally adjusted
—Continued**

Industry and product ¹	Industry code	Product code	Index base	Index			Percent change to Feb. 1999 from —	
				Oct. 1998 ²	Jan. 1999 ²	Feb. 1999 ²	Feb. 1998	Jan. 1999
Electronic components, n.e.c.—Continued								
Circuit board assemblies for use with computer systems		3679-E1	06/94	80.9	79.8	80.0	-3.4	0.3
Processor boards		3679-E11	06/94	89.2	87.7	87.7	-2.7	0
Motherboards for computers		3679-E1101	06/94	87.9	86.1	86.0	-3.7	-1
Peripheral controller boards, including graphic boards and drive controllers		3679-E13	07/94	74.4	74.3	74.3	(³)	0
Other circuit board assemblies for use with computer systems		3679-E19	06/94	91.4	88.3	89.5	(³)	1.4
Other circuit board assemblies and assembly receipts		3679-E9	06/94	100.7	101.0	100.9	-6	-1
Receipts for contracted assembly		3679-E91	06/94	96.7	96.7	96.7	0	0
All other PC board assemblies		3679-E92	06/94	102.2	102.6	102.4	-8	-2
Other electronic components, n.e.c.		3679-F	06/94	97.0	97.1	96.9	.7	-2
Static power supplies and related devices, excluding rectifier assemblies		3679-F07	06/82	148.3	147.9	148.0	-2.8	.1
Static power supplies, regulated		3679-F0701	06/82	143.7	142.9	143.1	-2.3	.1
Electronic cable harness assemblies		3679-F08	06/82	120.3	121.8	121.2	3.6	-5
Liquid crystal display (LCD) devices		3679-F11	06/94	117.1	117.1	117.1	0	0
Electronic enclosures		3679-F15	06/94	103.9	103.9	105.0	1.6	1.1
All other electronic components, n.e.c. (including rectifier assemblies)		3679-F99	06/82	133.3	132.5	131.8	1.2	-5
Secondary products and miscellaneous receipts		3679-SM						
Miscellaneous receipts		3679-M	06/82	114.2	114.2	114.2	0	0
Resales		3679-Z99	12/86	86.3	86.3	(³)	(³)	(³)
Secondary products		3679-S	06/82	109.6	105.1	105.1	-4.6	0
Semiconductors		3674-S	06/82	(³)	(³)	45.5	(³)	(³)
Other secondary products		3679-SSS	06/82	114.2	109.6	109.6	-4.5	0
Miscellaneous electrical machinery, equipment, and supplies	369		12/84	112.4	112.4	112.5	.1	.1
Storage batteries								
Primary products	3691		12/84	112.1	113.5	113.0	-4	-4
Lead acid batteries, 1.5 cubic foot or less		3691-P	12/84	111.1	112.5	112.0	-5	-4
Starting, lighting and ignition (SLI) type		3691-3	12/84	109.2	111.2	110.4	.8	-7
For OEM		3691-31	12/84	107.7	109.7	108.8	.7	-8
For replacement		3691-311	12/84	109.2	107.1	107.1	-1.1	0
Other than SLI		3691-312	12/84	107.3	110.3	109.3	1.3	-9
Other than SLI		3691-32	12/84	138.8	142.0	140.6	1.2	-1.0
Lead acid batteries, larger than 1.5 cubic foot		3691-4	12/84	114.8	114.8	115.2	-4	.3
Motive power type		3691-41	12/84	130.0	130.0	130.7	-3	.5
Industrial truck		3691-411	12/84	128.9	128.9	129.8	-5	.7
Storage batteries other than lead acid, including parts		3691-5	02/85	131.0	130.9	131.0	-7.0	.1
Nickel cadmium (sealed or vented)		3691-561	12/92	97.5	97.4	97.5	-7.5	.1
Secondary products and miscellaneous receipts		3691-SM						
Miscellaneous receipts		3691-M	12/92	115.5	115.5	115.5	1.0	0
Resales		3691-Z99	12/92	115.5	115.5	115.5	1.0	0
Secondary products		3691-S	12/84	126.4	126.4	126.4	0	0
Primary batteries, dry and wet		3692-S	12/92	105.9	105.9	105.9	0	0
Primary batteries, dry and wet	3692		12/80	164.4	165.3	164.1	1.3	-7
Primary products		3692-P	12/80	168.6	169.6	169.3	1.7	-2
Primary cells/batteries, volume of 18.3 cu in or less		3692-5	12/92	114.3	115.2	114.9	2.3	-3
Other primary cells/batteries, volume of 18.3 cu in or less		3692-514	12/92	100.1	103.7	101.6	.1	-2.0
Primary cells/batteries, volume greater than 18.3 cu in		3692-6	12/92	105.4	105.2	105.2	-2	0
Secondary products and miscellaneous receipts		3692-SM						
Electrical equipment for internal combustion engines								
Primary products	3694		12/82	127.6	126.8	127.5	-8	.6
Ignition harness and cable sets		3694-P	12/82	124.0	123.2	124.0	-6	.6
Ignition harness sets		3694-1	12/82	125.4	125.4	126.4	1.7	.8
Ignition harness sets, automotive type		3694-11	12/82	117.9	117.9	117.9	1.1	0
Cable sets		3694-111	12/87	105.1	105.1	105.1	1.3	0
Cable sets, automotive type		3694-13	12/82	140.2	(³)	146.2	4.3	(³)
Cable sets, automotive type		3694-131	12/82	138.5	(³)	144.4	4.3	(³)
Battery charging alternators, generators, and regulators		3694-2	12/82	128.7	128.1	128.1	-4	0
Battery charging alternators and generators		3694-22	12/82	127.1	126.6	126.6	-3	0
All other new alternators and generators, except farm lighting		3694-226	06/83	262.1	260.5	261.5	.7	.4
Alternators and generators, factory rebuilt, all types		3694-228	12/82	130.2	130.7	130.7	.4	0
Regulators for battery charging generators & altern., new & rebuilt		3694-24	12/87	122.5	122.5	116.4	-4.0	-5.0
Starting motors		3694-3	12/82	118.9	118.2	118.2	-5	0
Starting motors, rebuilt, all types		3694-381	12/82	155.8	156.3	156.3	.6	0
Spark plugs		3694-4	12/82	115.6	114.7	114.0	-1.7	-6
Other complete electrical &/or electronic equip. for internal combustion engines		3694-5	12/82	113.5	112.3	113.6	-1.7	1.2
Ignition coils, all types		3694-51	12/82	133.8	(³)	134.7	.7	(³)
Other complete electrical &/or electronic equip. incl. engine control equip		3694-597	12/95	97.0	95.6	96.9	-2.6	1.4
Components & parts for engine electrical &/or electronic equip		3694-6	12/82	164.7	164.8	167.6	1.8	1.7
Armatures, field coils and drive-end housings for cranking motors		3694-611	12/82	166.7	(³)	166.7	.7	(³)
Other components & parts for engine electrical &/or electronic equip		3694-698	12/82	121.6	121.4	124.8	2.7	2.8
Secondary products and miscellaneous receipts		3694-SM						
Miscellaneous receipts		3694-M	01/83	150.8	146.5	146.5	-1.8	0
Resales		3694-Z99	01/83	150.8	146.5	146.5	-1.8	0

See footnotes at end of table.

**Table 5. Producer price indexes for the net output of selected industries and their products, not seasonally adjusted
—Continued**

Industry and product ¹	Industry code	Product code	Index base	Index			Percent change to Feb. 1999 from —	
				Oct. 1998 ²	Jan. 1999 ²	Feb. 1999 ²	Feb. 1998	Jan. 1999
Electrical equipment for internal combustion engines—Continued								
Secondary products		3694-S	12/82	126.2	126.2	126.2	-1.9	0
Other secondary products		3694-SSS	12/82	131.3	131.3	131.3	-2.6	0
Motor vehicle parts and accessories		3714-S	12/82	142.4	142.4	142.4	1.2	0
Magnetic and optical recording media	3695		06/91	80.1	80.1	80.1	.8	0
Primary products		3695-P	06/91	80.6	80.6	80.6	.8	0
Tape		3695-1	06/91	79.6	79.6	(³)	(³)	(³)
Flexible magnetic disks		3695-2	06/91	75.2	75.2	75.2	5.0	0
3 1/2 inch and other flexible disks less than 5 1/4 inches		3695-201	06/82	51.9	51.9	51.9	-2	0
Flexible disks 5 1/4 inches and larger		3695-202	06/91	74.1	74.1	(³)	(³)	(³)
Rigid (hard) magnetic disks		3695-3	06/91	89.0	89.0	89.0	-1	0
3 1/2 inch and other rigid (hard) disks less than 5 1/4 inches		3695-301	06/91	73.4	73.4	(³)	(³)	(³)
Electrical equipment and supplies, not elsewhere classified	3699		12/85	117.9	118.0	118.0	.6	0
Primary products		3699-P	12/85	117.7	117.9	117.8	.5	-1
Electronic teaching, training, & simulation machines and aids		3699-1	12/91	102.5	102.5	102.5	0	0
Electronic trainers and simulators		3699-181	12/91	102.5	102.5	102.5	0	0
Laser systems and equipment (excl communication, medical and surveying types)		3699-2	12/85	97.4	97.9	98.6	.6	.7
Laser generator, power supplies, and other laser equipment & components sold separately		3699-288	12/91	93.8	94.3	95.0	-.4	.7
Other electrical products, not elsewhere classified		3699-4	12/85	111.1	110.9	111.0	-.7	.1
Automatic garage door openers and other electrical door openers		3699-479	12/91	99.6	99.6	99.6	-.9	0
Other electrical products, n.e.c. (including christmas tree lighting sets)		3699-496	12/85	113.6	113.4	113.4	-.9	0
Ultrasonic equipment (except medical)		3699-5						
Appliance wire and flexible cord sets		3699-6	12/85	143.7	143.5	143.5	-.2	0
Other electronic systems and equipment, n.e.c.		3699-7	12/91	106.8	106.9	106.2	2.1	-.7
Amplifiers, except audio, rf power, and video, sold separately		3699-769	12/91	113.7	(³)	115.9	2.4	(³)
Particle accelerator electronics equipment and subassemblies		3699-777	12/91	106.8	106.8	(³)	(³)	(³)
Other electronic systems, equipment, and subassemblies, n.e.c.		3699-788	12/91	110.3	110.3	109.6	2.0	-.6
Secondary products and miscellaneous receipts		3699-SM						
Miscellaneous receipts		3699-M	01/86	78.6	(³)	78.6	0	(³)
Secondary products		3699-S	12/85	144.3	144.3	144.3	1.5	0
Transportation equipment	37		12/84	135.4	134.7	134.6	.4	-.1
Motor vehicles and motor vehicle equipment	371		12/84	130.4	128.8	128.7	.2	-.1
Motor vehicles and passenger car bodies	3711		06/82	140.6	138.3	138.3	.2	0
Primary products		3711-P	06/82	139.9	137.6	137.6	.1	0
Passenger cars and chassis		3711-1	06/82	135.2	132.0	131.7	-1.3	-.2
Passenger cars		3711-111	06/82	135.2	132.0	131.7	-1.3	-.2
Trucks, truck tractors and truck chassis		3711-2	06/82	148.8	147.6	147.9	2.0	.2
Trucks, truck tractors and truck chassis: 10,000 lbs. and less		3711-201	06/82	157.7	156.1	156.4	1.6	.2
Trucks, truck tractors, and truck chassis: 19,501 or more		3711-203	06/87	129.6	129.8	130.0	4.2	-.2
19,501 to 26,000 lbs.		3711-20323	06/87	131.9	133.1	133.1	2.3	0
33,001 or more		3711-20326	06/87	133.5	133.6	133.8	3.0	.1
Buses and fire department vehicles		3711-3	06/82	155.9	(³)	(³)	(³)	(³)
Fire department vehicles		3711-3B	06/82	165.5	(³)	(³)	(³)	(³)
Secondary products and miscellaneous receipts		3711-SM						
Truck and bus bodies	3713		12/82	155.9	156.4	156.7	1.4	.2
Primary products		3713-P	12/82	156.3	156.8	157.2	1.4	.3
Truck, bus and other vehicle bodies (sold separately)		3713-1	12/82	153.4	154.0	154.6	1.4	.4
Truck bodies		3713-1A	12/82	154.3	155.1	155.9	1.7	.5
Vans (unit/body cab)		3713-121	12/82	142.6	142.8	142.8	2.0	0
Multistop		3713-12111	03/83	135.5	(³)	135.5	1.1	(³)
All other vans, including panel and food service		3713-12115	06/95	105.1	105.4	105.4	3.2	0
General cargo vans		3713-122	12/87	130.3	130.7	131.1	1.9	.3
Food service (refrigerated or not)		3713-12212	06/95	106.3	107.4	108.8	3.4	1.3
All other general cargo vans		3713-12213	12/87	129.2	129.3	129.3	1.7	0
Beverage trucks		3713-125	12/82	(³)	(³)	(³)	(³)	(³)
Specialized bodies		3713-13	12/87	142.2	143.7	145.4	2.3	1.2
Utility (line and service, repair type)		3713-13602	01/83	156.8	158.2	158.2	1.5	0
Rescue and ambulance		3713-138	01/91	110.1	110.1	(³)	(³)	(³)
Refuse and garbage (packer type)		3713-139	12/82	180.1	183.0	182.8	2.5	-.1
Front loading		3713-13901	12/82	176.3	179.9	179.5	2.5	-.2
Rear loading		3713-13902	12/82	189.2	191.4	191.4	1.6	0
Side loading		3713-13903	08/83	192.4	199.5	198.8	3.3	-.4
All other refuse and garbage truck bodies		3713-13904	06/93	121.9	121.9	121.9	3.0	0
Dump		3713-133	12/82	151.8	151.8	151.8	.5	0
Stake/platform/grain		3713-134	12/82	167.0	167.0	167.0	2.8	0
All other bodies for transporting goods		3713-135	12/82	145.3	145.3	145.3	0	0
Bus bodies		3713-1B	12/82	132.2	133.1	133.1	.1	0
Other buses		3713-162	12/87	121.2	121.2	121.2	(³)	0
Other vehicle bodies		3713-1C	12/87	140.2	140.2	140.7	1.7	.4
Other bodies, including truck cabs, truck beds, truck kits		3713-156	12/87	140.2	140.2	140.7	1.7	.4

See footnotes at end of table.

Table 5. Producer price indexes for the net output of selected industries and their products, not seasonally adjusted
—Continued

Industry and product ¹	Industry code	Product code	Index base	Index			Percent change to Feb. 1999 from —	
				Oct. 1998 ²	Jan. 1999 ²	Feb. 1999 ²	Feb. 1998	Jan. 1999
Truck and bus bodies—Continued								
Complete vehicles produced on purchased chassis		3713-2	12/82	165.3	165.9	165.9	1.4	0
Emergency vehicles and hearses		3713-2A	12/82	184.3	185.2	185.8	2.7	.3
Ambulances		3713-221	12/82	169.2	169.2	169.7	2.3	.3
Hearses and undertakers' vehicles		3713-222	12/82	176.0	180.8	180.1	4.1	-.4
Buses		3713-2B	12/82	167.3	167.3	167.3	.4	0
Other highway vehicles		3713-2C						
Trucks		3713-241	12/82	140.2	140.2	(³)	(³)	(³)
All other highway vehicles		3713-245	06/95	106.3	107.0	106.6	.6	-.4
Secondary products and miscellaneous receipts		3713-SM						
Miscellaneous receipts		3713-M	12/82	162.1	163.3	163.0	.7	-.2
Resales		3713-Z89	01/95	137.4	139.4	139.4	2.0	0
Secondary products		3713-S	12/82	141.7	141.8	141.7	1.3	-.1
Motor vehicles and passenger car bodies		3711-S	12/82	161.4	161.9	161.9	1.6	0
Other secondary products		3713-SSS	12/82	137.7	137.1	136.9	-.9	-.1
Motor vehicle parts and accessories		3714-S	06/95	106.4	106.4	106.4	2.0	0
Truck trailers		3715-S	12/82	113.4	113.7	113.7	2.7	0
Motor vehicle parts and accessories	3714							
Primary products		3714-P	12/82	112.5	112.1	112.1	-.5	0
Rebuilt parts		3714-A	12/82	111.5	111.0	111.0	-.5	0
Clutch disc and pressure plates		3714-A	12/82	136.7	136.7	136.7	.3	0
Other rebuilt parts		3714-326	12/82	130.9	130.9	130.9	2.1	0
Gasoline engines and gasoline engine parts, new		3714-398	12/82	134.5	134.5	134.5	-.1	0
Gasoline engines, new		3714-2	12/88	97.4	96.7	96.6	-1.2	-.1
Radiators, complete		3714-201	04/83	106.8	105.7	105.7	-.9	0
Radiator shells and cores		3714-228	12/82	123.2	120.0	120.0	-1.7	0
All other parts and accessories for gasoline automotive engines, new		3714-229	02/89	170.6	170.6	171.0	.2	.2
Filters, new		3714-235	12/88	107.7	108.6	108.4	-.6	-.2
Oil filters, light duty (car and light truck)		3714-4	12/82	114.4	114.4	114.4	0	0
Fuel filters, light duty (car and light truck)		3714-401	12/88	111.4	111.4	111.4	0	0
Exhaust system parts, new		3714-403	12/88	105.1	105.1	105.1	0	0
Mufflers, including standard, sports or glass packs & resonators		3714-5	12/88	119.0	119.0	119.0	-.6	0
Pipes		3714-501	12/82	152.5	(³)	151.5	-.9	(³)
Drive train components, new, except wheels and brakes		3714-502	12/82	158.2	(³)	158.2	0	(³)
Transmissions and transmission parts, except auxiliary		3714-6	12/88	106.3	105.4	105.4	-1.0	0
Car and light truck type transmissions		3714-61	12/82	113.1	111.8	111.8	-1.4	0
Transmission parts		3714-611	12/88	108.4	106.1	106.1	-2.1	0
Parts for automatic transmissions		3714-613	12/88	101.0	101.0	100.9	-.2	-.1
Drive shafts		3714-61314	12/82	101.1	101.1	101.1	-.1	0
Axles and axle parts		3714-632	12/88	114.2	(³)	113.5	-.8	(³)
Other drivetrain components		3714-635	12/88	104.3	103.9	103.8	-.8	-.1
Motor vehicle wheels, new		3714-637	12/94	98.0	97.7	97.7	-.6	0
Car and light truck type wheels		3714-7	12/88	112.1	111.7	111.6	-2.6	-.1
Aluminum		3714-71	12/82	127.1	126.6	126.4	-3.2	-.2
Brake parts and assemblies, new		3714-712	12/88	84.4	84.1	83.9	-.4	-.2
Brake rotor/discs, sold separately		3714-8	12/88	109.4	109.5	109.5	1.1	0
Brake drums, sold separately		3714-806	12/88	103.8	106.0	106.0	1.4	0
Metallic or semimetallic brake linings, except asbestos		3714-807	12/88	107.4	109.1	109.1	1.6	0
Brake power actuation units (air, hydraulic, vacuum)		3714-809	12/94	104.4	102.6	102.6	-1.2	0
Antiskid systems and other brake parts		3714-811	12/88	109.1	109.1	109.1	(³)	0
All other motor vehicle parts and accessories, new		3714-812	12/88	109.9	109.9	109.9	-.1	0
Automotive frames		3714-9	12/88	104.6	104.3	104.5	.0	.2
Heaters, heater cores, and other heater parts		3714-902	12/88	103.8	103.0	103.8	-.5	.8
Steering idler arms, drag links, and control arms		3714-904	12/88	109.4	109.4	109.4	-.8	0
All other parts and accessories		3714-907	12/82	126.0	124.8	125.1	-.5	.2
Steering wheels, columns, & gearboxes		3714-919	12/82	107.5	107.5	107.4	-.3	-.1
Secondary products and miscellaneous receipts		3714-921	12/94	98.5	98.5	98.5	0	0
Miscellaneous receipts		3714-SM						
Contract work and other miscellaneous receipts		3714-M	12/82	125.1	125.1	125.4	.6	.2
Resales		3714-XY9	12/88	92.7	92.7	93.5	-2.2	.9
Secondary products		3714-Z89	12/82	135.8	135.8	136.0	.8	.1
Internal combustion engines, n.e.c.		3714-S	12/82	122.3	123.4	123.6	.5	.2
Engine electrical equipment		3519-S	04/83	103.0	104.8	104.8	(³)	0
Other secondary products		3694-S	12/82	114.7	114.7	115.4	.3	.6
Other secondary products		3714-SSS	12/82	125.2	126.3	126.3	.1	0
Truck trailers	3715							
Primary products		3715-P	12/79	151.9	152.5	152.4	.8	-.1
Truck trailers and chassis (10,000 lbs. per axle and over)		3715-1	12/79	150.1	150.7	150.6	.9	-.1
Vans		3715-1A	12/79	149.0	149.7	149.6	1.1	-.1
Closed top vans		3715-11	12/80	152.2	153.4	153.4	.9	0
All other closed-top dry freight vans, all material types		3715-116	12/95	102.3	103.5	103.4	1.0	-.1
Tank trailers		3715-1B	12/79	147.0	146.4	146.7	.3	.2
Tanks for flammable liquids (except casing head transport)		3715-121	07/93	108.5	108.5	108.5	0	0
All other tank trailers, including non-coated for chemicals and acids		3715-124	12/86	137.0	137.0	137.8	.6	.6
Complete trailer units (10,000 lbs. per axle and over), except vans and tanks		3715-1D	12/80	137.8	137.5	137.3	1.0	-.1
Low-bed heavy haulers		3715-141	12/79	140.9	140.9	140.9	1.4	0

See footnotes at end of table.

Table 5. Producer price indexes for the net output of selected industries and their products, not seasonally adjusted
—Continued

Industry and product ¹	Industry code	Product code	Index base	Index			Percent change to Feb. 1999 from —	
				Oct. 1998 ²	Jan. 1999 ²	Feb. 1999 ²	Feb. 1998	Jan. 1999
Truck trailers—Continued								
Low bed heavy haulers, less than 40 ton capacity		3715-1411	12/80	140.3	140.3	140.3	-0.3	0
Bulk commodity and dry materials, including pneumatic and mechanical discharge		3715-142	12/79	137.8	137.8	137.8	3.5	0
Dump trailers and chassis, highway type		3715-143	12/79	149.4	149.4	149.4	.1	0
Platform trailers		3715-146	12/79	139.9	139.0	138.1	-4	-6
Other trailer units, except detachable		3715-149	12/79	134.9	134.9	135.3	4.7	.3
Truck trailers and chassis, under 10,000 lbs. per axle		3715-2	11/84	141.1	141.1	140.3	-1.8	-6
Other truck trailers, under 10,000 lbs. per axle		3715-22	11/84	141.1	141.1	140.3	-1.8	-6
Secondary products and miscellaneous receipts		3715-SM						
Secondary products		3715-S	12/79	161.2	161.2	161.2	0	0
Motor homes built on purchased chassis	3716		06/84	146.7	147.1	147.2	2.6	.1
Primary products		3716-P	06/84	147.9	148.3	148.4	2.8	.1
Conventional (type A)		3716-101	06/84	149.5	149.6	150.0	2.7	.3
Other motor homes		3716-102	12/97	102.5	103.1	102.9	2.9	-2
Secondary products and miscellaneous receipts		3716-SM						
Secondary products		3716-S	12/97	100.3	100.3	100.3	(⁹)	0
Aircraft and parts	372		06/85	143.7	144.7	144.8	1.2	.1
Aircraft	3721		12/85	142.7	144.0	144.0	1.0	0
Primary products		3721-P	12/85	141.5	142.4	142.3	.6	-1
Complete civilian aircraft		3721-5	12/85	150.1	150.8	150.8	.5	0
Fixed wing powered (single and multiengine)		3721-51	12/85	150.3	151.0	151.1	.6	.1
4,405 lbs. (2,000 kg.) unladen weight or less		3721-512	12/92	126.9	130.3	(⁹)	(⁹)	(⁹)
Unladen weight exceeding 4,405 lbs (2,000 kg.)		3721-513	12/92	116.2	116.7	116.7	.4	0
Rotary wing (helicopters, autogiros)		3721-53	12/85	137.7	137.7	138.4	2.6	.5
4,405 lbs. (2,000 kg.) unladen weight or less		3721-532	12/92	106.2	106.2	107.1	.8	.8
Modifications, conversions, and overhaul of previously accepted aircraft		3721-7						
For civilian customers		3721-721	12/85	120.2	120.7	120.3	1.3	-3
Aeronautical services on complete aircraft		3721-8	12/85	224.9	(⁹)	(⁹)	(⁹)	(⁹)
Secondary products and miscellaneous receipts		3721-SM						
Secondary products		3721-S	12/85	125.1	130.3	131.1	4.9	.6
Aircraft equipment, not elsewhere classified		3728-S	12/85	122.4	127.5	128.3	4.9	.6
Aircraft engines and engine parts	3724		12/85	136.2	136.6	137.2	1.4	.4
Primary products		3724-P	12/85	136.6	137.1	137.8	1.5	.5
Aircraft engines for military aircraft		3724-1	12/85	120.0	120.2	(⁹)	(⁹)	(⁹)
Aircraft engines for civilian aircraft		3724-112	12/91	102.7	103.0	(⁹)	(⁹)	(⁹)
Reciprocating, turbojet, and turbofan aircraft engines		3724-2	12/85	140.7	141.2	141.2	-1.1	0
Turboshaft (turboprop) and other engines excluding missile & space engines		3724-211	12/91	111.7	112.2	112.1	-1.2	-1
Aeronautical services on aircraft engines		3724-213	12/91	120.6	(⁹)	(⁹)	(⁹)	(⁹)
All other aeronautical services on aircraft engines		3724-3	12/85	123.4	(⁹)	(⁹)	(⁹)	(⁹)
All other aeronautical services on aircraft engines for civilian aircraft		3724-33	12/85	117.6	(⁹)	(⁹)	(⁹)	(⁹)
Aircraft engine parts and accessories		3724-333	12/85	123.4	(⁹)	(⁹)	(⁹)	(⁹)
Aircraft engines parts/accessories for military aircraft engines		3724-4	12/85	146.7	147.5	149.0	4.6	1.0
For all other aircraft engines		3724-41	12/91	109.5	109.7	113.6	10.1	3.6
Aircraft engines parts/accessories for civilian aircraft engines		3724-412	12/91	107.1	107.5	107.4	3.2	-1
For reciprocating or rotary internal combustion engines		3724-42	12/91	125.4	126.3	125.8	1.6	-4
For all other aircraft engines		3724-421	12/91	120.8	123.0	120.8	2.7	-1.8
For all other aircraft engines		3724-422	12/91	128.5	128.5	129.1	.7	.5
Secondary products and miscellaneous receipts		3724-SM						
Secondary products		3724-S	12/85	140.6	140.6	140.6	.5	0
Other secondary products		3724-SSS	12/85	137.6	137.6	137.6	.7	0
Ship and boat building and repairing	373		12/84	144.4	144.5	144.5	.6	0
Ship building and repairing	3731		12/85	134.9	134.9	134.7	.1	-1
Primary products		3731-P	12/85	135.9	135.9	135.7	.1	-1
Nonpropelled ships, new, U.S. military and nonmilitary		3731-1	12/85	123.5	123.5	123.5	1.3	0

See footnotes at end of table.

**Table 5. Producer price indexes for the net output of selected industries and their products, not seasonally adjusted
—Continued**

Industry and product ¹	Industry code	Product code	Index base	Index			Percent change to Feb. 1999 from —	
				Oct. 1998 ²	Jan. 1999 ²	Feb. 1999 ²	Feb. 1998	Jan. 1999
Ship building and repairing—Continued								
Tank barges		3731-112	06/96	117.2	117.2	117.2	4.6	0
Self-propelled ships, new, U.S. military		3731-2						
Self-propelled ships, new, U.S. military		3731-211	12/85	134.8	134.8	(³)	(³)	(³)
Self-propelled ships, new, nonmilitary		3731-3	12/85	158.7	158.7	158.7	.4	0
Tugboats and towboats		3731-334	06/96	107.8	(³)	107.8	1.3	(³)
Other self-propelled nonmilitary ships		3731-339	12/88	135.3	(³)	135.3	0	(³)
Ship repair, conversion, reconversion, U.S. military		3731-4	12/85	135.4	135.4	134.5	-.7	-.7
Conversions and reconversions		3731-411	06/96	(³)	(³)	100.0	(³)	(³)
All other repairs		3731-413	06/96	102.3	102.3	101.4	-.9	-.9
Ship repair, conversion, reconversion, nonmilitary		3731-6	12/85	128.3	128.3	128.7	1.2	.3
All other repairs		3731-621	06/96	105.9	105.9	106.2	1.1	.3
Secondary products and miscellaneous receipts		3731-SM						
Miscellaneous receipts		3731-M	05/89	100.0	(³)	(³)	(³)	(³)
Boat building and repairing								
Primary products	3732		12/81	169.6	170.1	170.4	1.8	.2
Outboard motorboats		3732-P	12/81	168.8	169.3	169.7	1.9	.2
Wood and metal		3732-2	12/81	174.0	174.8	175.1	1.7	.2
Other outboard motorboats including bass, houseboats, center consoles, etc.		3732-24	12/88	142.8	144.0	144.0	3.0	0
Plastics (reinforced), fiberglass		3732-246	06/96	105.9	106.4	106.5	1.8	.1
Runabouts		3732-25	12/88	127.8	128.1	128.4	.9	.2
Cabin cruisers		3732-251	12/88	129.0	129.3	129.6	0	.2
Other outboard motorboats		3732-253	12/88	122.7	123.0	124.0	4.6	.8
Inboard motorboats		3732-256	06/96	106.3	106.5	106.7	.9	.2
Runabouts		3732-3	12/81	171.1	171.9	172.7	2.6	.5
Less than 26 ft. LOA		3732-321	12/81	167.1	169.5	169.6	2.2	.1
40 ft. to less than 65 ft. LOA		3732-32101	12/88	130.5	132.4	132.5	2.2	.1
Other inboard motorboats		3732-322	12/81	174.5	174.6	175.8	2.8	.7
Inboard-outdrive motorboats		3732-32203	12/88	141.5	141.5	142.5	2.8	.7
Runabouts		3732-324	06/96	105.1	105.6	105.4	.8	-.2
Cabin cruisers		3732-4	12/81	157.0	157.2	157.5	1.5	.2
Other inboard-outdrive motorboats		3732-431	06/96	107.9	108.6	108.6	1.1	0
All other boats		3732-441	06/96	104.7	104.7	104.7	1.3	0
Sailboats, with or without auxiliary power		3732-451	06/96	109.5	108.6	109.5	3.5	.8
13.13 ft. to 21.33 ft. LOA		3732-7	12/81	167.4	167.8	167.7	1.2	-.1
29.53 ft. to 39.03 ft. LOA		3732-71	12/81	170.8	171.2	171.2	1.5	0
Other boats		3732-71102	06/96	103.7	104.0	104.0	.6	0
Canoes		3732-71104	06/96	114.8	115.1	115.0	1.6	-.1
All other boats, n.e.c.		3732-72	12/81	157.7	157.7	157.7	.6	0
Boat repair, military and non-military		3732-721	12/88	144.6	144.6	144.6	1.0	0
Repair of non-military boats		3732-723	12/88	127.7	127.7	(³)	(³)	(³)
Secondary products and miscellaneous receipts		3732-8	12/81	184.1	184.1	184.8	2.6	.4
Miscellaneous receipts		3732-821	12/81	184.1	184.1	184.8	2.6	.4
Contract work and miscellaneous receipts		3732-SM						
Resales		3732-M	12/88	148.6	148.6	148.6	.7	0
Secondary products		3732-X9	06/96	112.2	112.2	112.2	.0	.0
Miscellaneous receipts		3732-Z89	12/88	149.3	149.3	149.3	1.1	0
Secondary products		3732-S	12/81	175.0	178.1	176.5	2.0	-.9
Railroad equipment								
Primary products	374		06/84	127.3	127.7	128.1	.8	.3
Locomotives and locomotive parts		3743-P	06/84	127.3	127.7	128.1	.9	.3
Air brake equipment and all other locomotive parts, excl. wheels and axles		3743-1	06/84	128.2	128.2	128.6	1.0	.3
Passenger and freight train cars, new (excl. parts)		3743-173	06/84	119.4	120.0	120.4	2.4	.3
Freight train cars, new		3743-2	06/84	128.8	130.7	130.6	.3	-.1
Street, subway, trolley, and rapid transit cars, all rebuilt cars, and all parts		3743-2A	06/84	128.2	130.1	129.9	.2	-.2
Parts and accessories for railroad and street cars		3743-3	06/84	131.9	130.1	131.1	.4	.8
Air brake equipment		3743-37	06/84	126.3	124.2	125.3	.4	.9
Hooks and other coupling devices, buffers, and parts thereof		3743-371	06/84	121.7	113.9	117.0	-.8	2.7
Secondary products and miscellaneous receipts		3743-374	06/96	97.5	97.5	97.5	.8	0
Secondary products		3743-SM						
Secondary products		3743-S	09/96	101.7	101.7	(³)	(³)	(³)
Secondary products		3743-SS	09/96	101.7	101.7	(³)	(³)	(³)
Motorcycles, bicycles, and parts								
Primary products	375		12/84	124.7	124.7	124.7	.6	0
Bicycles, adult tricycles, unicycles & parts (excl. childrns 2-whl sdwkl cycls w/semi-pneu trs)		3751-P	12/84	124.6	124.7	124.7	.6	0
Bicycles, complete		3751-1	12/84	109.8	109.9	109.8	-.1	-.1
Parts for bicycles, including frame sets and motorbike parts interchangeable with bicycle part		3751-121	12/98	(³)	100.4	100.4	(³)	0
Motorcycles, motorbikes, mopeds, motorscooters, trail vehicles and parts		3751-171	12/84	120.3	116.9	116.9	-3.8	0
Motorcycles, motorbikes, mopeds, motorscooters, trail vehicles and parts		3751-2	12/84	147.4	147.4	147.4	1.4	0

See footnotes at end of table.

Table 5. Producer price indexes for the net output of selected industries and their products, not seasonally adjusted
—Continued

Industry and product ¹	Industry code	Product code	Index base	Index			Percent change to Feb. 1999 from —	
				Oct. 1998 ²	Jan. 1999 ²	Feb. 1999 ²	Feb. 1998	Jan. 1999
Motorcycles, bicycles, and parts—Continued								
Motorcycles, (excl. sidecars), mopeds, motorscooters, and trail vehicles		3751-213	12/84	(⁹)	151.9	151.9	(⁹)	0
Parts, including sidecars, but excluding motorbike parts interchangeable with bicycle parts		3751-253	12/84	135.7	135.6	135.6	0.4	0
Secondary products and miscellaneous receipts		3751-SM						
Miscellaneous receipts		3751-M	12/84	124.2	(⁹)	(⁹)	(⁹)	(⁹)
Resales		3751-Z89	12/84	126.9	(⁹)	(⁹)	(⁹)	(⁹)
Secondary products		3751-S	12/84	107.4	107.4	107.4	.2	0
Miscellaneous transportation equipment	379		12/84	124.5	124.4	124.4	.4	0
Travel trailers and campers	3792		06/84	130.8	131.1	131.1	1.2	0
Primary products		3792-P	06/84	131.7	132.0	131.9	.9	-1
Travel trailers (with rigid structures)		3792-1	06/84	131.1	131.3	131.3	.8	0
Conventional travel trailers		3792-11	06/90	108.9	109.0	109.0	.7	0
Less than 25 feet in length		3792-116	12/97	99.9	100.2	100.0	.5	-2
25 feet or more in length, including park models		3792-117	12/97	99.8	99.9	99.9	.9	0
Fifth wheel travel trailers		3792-12	06/90	116.6	116.8	116.7	1.0	-1
Less than 30 feet in length		3792-125	06/90	110.5	110.7	110.6	1.8	-1
30 feet or more in length		3792-128	06/90	123.0	123.1	123.1	.4	0
Camping trailers, campers, pickup covers and parts		3792-2	06/84	133.0	133.4	133.2	1.0	-1
Camping trailers, campers, and pick-up covers		3792-241	12/97	101.4	101.9	101.7	1.5	-2
Parts and components, excluding appliances and furnishings		3792-259	06/84	109.6	109.4	109.3	-4	-1
Secondary products and miscellaneous receipts		3792-SM						
Miscellaneous receipts		3792-M	04/85	128.7	129.6	131.1	5.0	1.2
Contract work and other miscellaneous receipts		3792-XY9	12/97	100.0	103.9	103.9	(⁹)	0
Resales		3792-Z89	04/85	130.0	130.0	131.8	5.1	1.4
Other secondary products		3792-SSS	11/88	110.6	110.6	110.6	0	0
Transportation equipment, not elsewhere classified	3799		06/85	131.7	131.2	131.2	.2	0
Primary products		3799-P	06/85	132.0	131.3	131.3	.1	0
Self-propelled golf carts and industrial in-plant personnel carriers and parts		3799-3	06/85	130.3	130.5	131.3	1.2	.6
Self-propelled golf carts (electric and gas powered) and in-plant personnel carriers		3799-382	06/85	133.1	133.5	134.0	1.3	.4
Automobile and light truck trailers		3799-6	12/92	114.5	114.4	114.4	2.1	0
Horse trailers, excluding those pulled by truck tractors		3799-601	12/92	116.5	116.5	116.5	.5	0
Boat trailers		3799-602	06/85	137.1	137.0	137.0	1.6	0
Other, incl. general utility, commercial display, etc. for transport of goods		3799-608	12/92	109.7	110.1	110.0	.8	-1
Transportation equipment, n.e.c., including all-terrain vehicles		3799-9	06/85	126.8	125.6	125.5	-9	-1
All-terrain vehicles, electric or gas driven (off-road, flotation wheels or full tracks)		3799-903	06/85	(⁹)	154.7	154.7	(⁹)	0
Parts for all-terrain vehicles		3799-904	06/85	(⁹)	(⁹)	(⁹)	(⁹)	(⁹)
Trailer hitches (for travel trailers, automobile trailers, and light duty truck trailers)		3799-905	12/92	110.5	112.6	112.2	1.5	-4
Other miscellaneous transportation equipment including wheelbarrows		3799-929	12/92	107.4	107.6	107.6	.3	0
Parts for automobile and light truck trailers, snowmobiles, and other transportation equipment		3799-939	12/92	107.5	107.7	107.7	.2	0
Secondary products and miscellaneous receipts		3799-SM						
Miscellaneous receipts		3799-M	06/85	137.4	138.4	137.8	.2	-4
Resales		3799-Z89	06/85	149.3	150.8	150.0	.3	-5
Secondary products		3799-S	06/85	125.4	125.4	125.4	1.5	0
Other secondary products		3799-SSS	12/92	108.7	108.7	108.7	1.4	0
Measuring and controlling instruments; photographic, medical, optical goods; watches, clocks	38		12/84	125.8	126.0	126.0	.1	0
Engineering and scientific instruments	381		12/85	132.3	132.8	134.3	1.2	1.1
Search, detection, navigation, and guidance systems and aeronautical and nautical nav syst	3812		12/91	108.9	109.3	110.5	1.2	1.1
Primary products		3812-P	12/91	107.4	107.4	108.8	.7	1.3
Aeronautical, nautical, and navigational instruments (not sending or receiving radio signals)		3812-1	12/85	159.7	159.7	161.6	5.3	1.2
Compasses, indicators, displays, and other instruments		3812-12	12/91	122.8	122.8	124.4	2.1	1.3
All other nautical instruments and aeronautical, nautical, and navigational parts/components		3812-15	12/85	166.4	166.4	166.4	1.7	0
Search, detection, navigation and guidance systems and equipment		3812-2	12/91	105.8	105.8	107.2	.3	1.3
Search, detection, and tracking systems		3812-21	12/85	122.4	122.4	125.6	2.8	2.6
Search, detection, and acquisition radar systems and equipment		3812-214	12/91	115.9	(⁹)	(⁹)	(⁹)	(⁹)
Airborne and missile/space search, detection, and acquisition radar systems and equipment		3812-21415	12/91	127.8	(⁹)	(⁹)	(⁹)	(⁹)
Electronic warfare and missile systems and equipment		3812-23	12/85	97.0	97.0	97.0	-4.0	0
Navigation systems and equipment, including ground, airborne, ship, and underwater systems		3812-25	12/85	120.1	120.1	120.1	1.8	0
Secondary products and miscellaneous receipts		3812-SM						
Miscellaneous receipts		3812-M	12/91	114.2	(⁹)	(⁹)	(⁹)	(⁹)
Contract work and other miscellaneous receipts		3812-XY9	12/91	114.2	(⁹)	(⁹)	(⁹)	(⁹)
Secondary products		3812-S	12/91	121.1	122.3	122.7	4.3	.3

See footnotes at end of table.

**Table 5. Producer price indexes for the net output of selected industries and their products, not seasonally adjusted
—Continued**

Industry and product ¹	Industry code	Product code	Index base	Index			Percent change to Feb. 1999 from —	
				Oct. 1998 ²	Jan. 1999 ²	Feb. 1999 ²	Feb. 1998	Jan. 1999
Measuring and controlling instruments	382		12/84	134.5	134.6	134.7	0.4	0.1
Laboratory apparatus and furniture	3821		12/91	123.2	123.6	124.9	3.0	1.1
Primary products		3821-P	12/91	122.5	122.9	124.6	3.0	1.4
Laboratory apparatus		3821-1	12/85	147.0	147.5	149.9	2.9	1.6
Laboratory furniture		3821-2	12/85	145.9	146.4	146.6	3.2	.1
Secondary products and miscellaneous receipts		3821-SM						
Miscellaneous receipts		3821-M	12/91	144.4	144.4	144.7	7.9	.2
Resales		3821-Z89	12/91	144.0	144.0	144.3	8.5	.2
Secondary products		3821-S	12/91	113.7	(³)	(³)	(³)	(³)
Automatic building, refrigeration and appliance controls	3822		12/79	187.7	188.8	188.5	.7	-.2
Primary products		3822-P	12/79	187.1	188.4	188.2	1.0	-.1
Building comfort (HVAC) and commercial refrigeration controls		3822-1	12/79	205.8	207.7	207.9	1.7	.1
Temperature responsive building controls		3822-121	12/79	202.9	210.6	211.3	4.0	.3
Pneumatic		3822-12103	12/79	236.0	238.9	237.5	.3	-.6
Electric		3822-12104	06/94	106.5	111.2	111.8	4.9	.5
Pressure responsive		3822-125	12/93	103.2	103.2	103.2	.6	0
Digital controls, excluding upgrades and additions to existing systems		3822-185	06/94	109.8	110.0	110.0	1.4	0
All other HVAC and refrigeration controls		3822-198	06/94	101.2	100.6	100.6	.4	0
Appliance temperature and related controls, automatic		3822-2	12/79	141.3	141.4	141.0	-.3	-.3
Temperature responsive appliance controls		3822-211	12/79	147.7	147.9	147.1	-.5	-.5
Other appliance regulating controls		3822-215	12/79	121.2	121.2	121.2	-.1	0
Secondary products and miscellaneous receipts		3822-SM						
Secondary products		3822-S	12/79	185.1	185.8	185.2	-.1	-.3
Industrial process control instruments	3823		06/83	150.3	150.9	151.0	.9	.1
Primary products		3823-P	06/83	155.1	155.9	156.0	.8	.1
General purpose/receiver-type instruments and related equipment		3823-1	06/83	147.4	147.4	147.4	-1.9	0
Unified architecture type instruments for electronic systems		3823-103	06/83	138.6	(³)	138.6	-2.5	(³)
Other		3823-10336	06/83	138.2	(³)	138.2	-2.5	(³)
Non-unified architecture type instruments for electronic systems		3823-104	06/88	126.6	126.6	126.6	-4.3	0
Industrial multifunction process computers		3823-105	06/83	180.1	180.3	180.3	7.1	0
Temperature instruments, excluding receiver type		3823-2	06/83	160.3	164.6	164.9	3.6	.2
Electrical and electronic measuring types		3823-201	06/83	156.6	161.2	161.7	4.3	.3
Controllers		3823-20145	06/83	162.7	172.1	173.0	6.3	.5
Other temperature instruments		3823-20146	06/83	151.8	151.8	151.8	2.1	0
Primary temperature sensors		3823-3	06/83	133.8	134.1	134.0	-.7	-.1
Thermocouples and thermocouple lead wire		3823-358	06/83	142.5	142.8	142.8	-1.0	0
Pressure measuring instruments, including draft type, other than receiver type		3823-4	06/83	165.1	165.1	165.7	1.9	.4
Controllers		3823-461	06/83	165.8	165.8	165.8	1.4	0
Other		3823-462	06/83	163.6	163.6	164.1	1.9	.3
Flow and liquid level instruments		3823-5	06/83	144.8	145.2	145.2	2.9	0
Differential pressure types		3823-501	06/83	136.3	137.2	137.4	5.0	.1
Other		3823-50167	06/83	120.0	121.0	121.0	5.4	0
Electromagnetic, capacitance, and other electric/electronic types		3823-502	06/83	140.3	140.3	140.3	.2	0
Variable area instruments and associated elements		3823-503	06/83	147.7	147.7	147.7	1.5	0
Float and displacement instruments and associated elements		3823-504	06/83	158.9	158.9	158.8	.8	-.1
Turbine, mass-flow, and other types and associated elements		3823-505	06/83	158.6	158.6	158.6	3.6	0
Continuous process instruments for on-stream gas and liquid analysis		3823-7	06/83	135.6	136.5	136.5	2.8	0
Other gas analyzers		3823-778	06/83	(³)	112.6	112.6	(³)	0
Other liquid analyzers		3823-781	06/83	110.1	110.1	110.1	6.7	0
Instruments for process variables n.e.c.		3823-8	03/91	117.5	117.5	117.5	2.7	0
Electrical and electronic measuring types		3823-801	03/91	124.7	124.7	124.7	3.9	0
Other industrial process instruments and parts for all industrial process instruments		3823-9	06/83	163.2	165.3	165.5	2.2	.1
Other industrial process instruments		3823-994	12/95	105.0	106.7	106.8	2.0	.1
Parts, supplies, accessories, and other equipment n.e.c.		3823-999	06/83	187.6	188.1	188.1	2.6	0
Secondary products and miscellaneous receipts		3823-SM						
Miscellaneous receipts		3823-M	06/83	138.4	138.4	138.4	1.3	0
Contract work and other miscellaneous receipts		3823-XY9	06/88	121.9	121.9	121.9	1.8	0
Resales		3823-Z89	06/83	175.4	175.4	175.4	(³)	0
Secondary products		3823-S	06/83	123.9	123.9	123.9	1.1	0
Fluid meters and counting devices	3824		12/85	118.4	118.6	118.4	-.3	-.2
Primary products		3824-P	12/85	118.2	119.1	119.0	.3	-.1
Integrating and totalizing meters for gas and liquid		3824-2	12/85	136.1	136.6	136.4	.4	-.1
Gas meters, consumption registering		3824-21	12/85	151.3	153.4	153.0	1.4	-.3
Diaphragm type, positive displacement		3824-212	12/85	144.4	146.8	146.6	1.9	-.1
Residential size (up to 400 cu. ft./hr of 0.64 specific gravity gas at 0.5 inches water drop)		3824-21222	12/85	142.1	144.6	144.4	1.7	-.1
Other sizes including commercial and industrial		3824-21224	12/85	152.2	154.4	154.1	2.3	-.2
Liquid meters, positive displacement with registers and counters		3824-23	12/85	130.0	129.8	129.8	-.2	0
Water meters, consumption registering		3824-234	12/85	117.4	117.2	117.2	-.2	0
Small meters, up to and including 1 inch		3824-23433	12/85	120.9	120.9	120.9	0	0
Counting devices		3824-3	12/85	132.0	134.5	134.5	2.9	0

See footnotes at end of table.

Table 5. Producer price indexes for the net output of selected industries and their products, not seasonally adjusted
—Continued

Industry and product ¹	Industry code	Product code	Index base	Index			Percent change to Feb. 1999 from —	
				Oct. 1998 ²	Jan. 1999 ²	Feb. 1999 ²	Feb. 1998	Jan. 1999
Fluid meters and counting devices—Continued								
Revolution counters, digital incl totalizing, measuring wheels and vehicle operation registers		3824-36	12/85	140.5	143.7	143.7	3.6	0
Other revolution counters including centrifugal tachometers and event recorders		3824-369	02/89	107.7	113.2	113.2	5.1	0
All other counting devices not specified above, including parking meters		3824-38	12/85	109.5	110.1	110.1	.5	0
Motor vehicle instruments		3824-4	12/85	81.3	82.1	81.9	-.4	-.2
Other motor vehicle indicating instruments (fuel level, oil pressure, etc.)		3824-498	12/85	85.9	86.7	86.5	-.5	-.2
Secondary products and miscellaneous receipts		3824-SM						
Miscellaneous receipts		3824-M	02/89	118.1	118.1	118.1	0	0
Resales		3824-Z89	02/89	118.1	118.1	118.1	0	0
Secondary products		3824-S	12/85	129.1	120.1	119.7	-7.4	-3
Electrical measuring and integrating instruments								
Primary products	3825		12/83	134.6	134.5	134.3	-1.0	-1
Integrating instruments		3825-P	12/83	134.8	134.6	134.4	-1.5	-1
Watt-hour meters, AC single phase (except combined types)		3825-1	12/83	98.0	101.8	104.2	-1.3	2.4
Demand meters, AC and combined demand and watt-hour or watt-hour and time switch meters		3825-112	12/83	87.9	(⁹)	87.0	-1.1	(⁹)
Parts for integrating meters sold separately and integrating-meter test equipment		3825-135	08/84	72.7	(⁹)	84.9	3.9	(⁹)
Test equipment for electrical and electronic components, circuits, equipment and motors		3825-161	12/83	128.8	(⁹)	(⁹)	(⁹)	(⁹)
Voltage, current, resistance, power and energy testing and measuring equipment		3825-2	12/83	138.4	137.8	137.4	-1.5	-3
Multimeters		3825-21	12/83	162.0	162.8	162.8	1.4	0
Digital and digital/analog electronic multimeters		3825-21A	12/83	150.8	150.8	150.8	1.7	0
Other voltage, current or resistance measuring equipment (except panel meters)		3825-21128	12/83	147.6	147.6	147.6	1.7	0
Digital, electronic (voltmeters, ammeters)		3825-21B	12/83	169.8	171.7	171.7	1.1	0
Power and energy test and measurement equipment		3825-21213	12/83	116.2	117.9	117.9	1.5	0
Frequency or time interval measuring or counting equipment		3825-21C	12/83	157.7	157.7	(⁹)	(⁹)	(⁹)
Waveform measuring and analyzing equipment		3825-22A	12/83	152.6	152.6	(⁹)	(⁹)	(⁹)
Oscilloscopes		3825-22B	12/83	161.9	160.7	161.9	-.6	.7
Signal generating equipment		3825-2221	08/84	151.1	149.0	151.1	-7.5	1.4
Multiple function test equipment		3825-22C	12/83	143.1	143.1	(⁹)	(⁹)	(⁹)
Component part test sets		3825-24	12/83	100.1	99.8	99.9	-3.2	.1
Automatic semiconductor test equipment		3825-24A	12/83	108.1	108.4	108.6	-3.9	.2
Equipment and subassembly test equipment (including loaded printed circuit board testers)		3825-24465	12/83	108.1	108.4	108.6	-4.7	.2
Other test and analysis equipment and associated devices		3825-245	12/83	114.7	113.0	(⁹)	(⁹)	(⁹)
Microwave test equipment n.e.c.		3825-26	12/83	145.0	143.9	141.9	-2.3	-1.4
Associated devices for test and measurement equipment (probes, decade boxes, shunts)		3825-26652	12/83	121.7	121.7	121.7	-15.3	0
Network analysers & other communication test equipment		3825-26682	12/83	139.7	147.8	143.6	2.8	-2.8
Other test equipment, not elsewhere classified		3825-26692	06/89	123.9	123.9	(⁹)	(⁹)	(⁹)
Parts for test equipment		3825-26698	12/83	152.9	152.9	152.9	.3	0
Electrical indicating and recording instruments		3825-26699	06/89	100.1	(⁹)	100.1	0	(⁹)
Panel meters		3825-3	12/83	142.0	142.0	142.2	-.7	.1
Digital and analog with LED, LCD or neon gas discharge readout		3825-31	12/83	144.9	144.9	(⁹)	(⁹)	(⁹)
Analog, conventional indicator movement, generally + or - 2% accuracy		3825-31108	12/83	125.9	(⁹)	(⁹)	(⁹)	(⁹)
Other indicating instruments except panel		3825-312	12/83	(⁹)	(⁹)	(⁹)	(⁹)	(⁹)
Other indicating instruments including switchboard and portable, cased or uncased		3825-32	12/83	105.2	105.2	106.7	-3.9	1.4
Electrical recording instruments		3825-327	12/83	120.6	120.6	122.2	-3.9	1.3
Secondary products and miscellaneous receipts		3825-36	12/83	141.3	141.3	141.5	-.8	.1
Miscellaneous receipts		3825-SM						
Contract work and other miscellaneous receipts		3825-M	03/87	132.6	133.1	133.1	1.3	0
Resales		3825-XY9	03/87	158.9	160.5	(⁹)	(⁹)	(⁹)
Secondary products		3825-Z89	03/87	122.4	122.4	(⁹)	(⁹)	(⁹)
Laboratory analytical instruments	3826		12/85	118.2	118.5	118.8	.3	.3
Primary products		3826-P	12/85	121.6	122.1	122.3	.3	.2
Non-clinical laboratory analytical instruments, incl. parts and accessories		3826-1	06/91	111.2	112.3	112.4	1.2	.1
Chromatography instruments, excl. amino acid analyzers and industrial process type		3826-11	12/85	131.6	131.8	131.8	.7	0
Gas chromatography instruments		3826-111	12/85	109.7	109.7	109.7	.3	0
Liquid chromatography instruments		3826-112	12/85	152.4	152.7	152.7	.8	0
HPLC instruments		3826-11201	06/91	122.2	122.5	122.5	.2	0
Spectrophotometry and colorimetry instruments, excl. X-ray type		3826-12	12/85	138.9	138.9	138.9	-1.6	0
Optical emission, incl. laser & ICP		3826-122	12/85	93.2	93.2	(⁹)	(⁹)	(⁹)
UV and visible instruments, incl. colorimeters		3826-124	12/85	147.9	(⁹)	(⁹)	(⁹)	(⁹)
Mass spectroscopy instruments, excl. SIMS type		3826-13						
Spectroscopy, microscopy, and X-ray crystallography instruments, n.e.c.		3826-14	06/91	100.8	(⁹)	100.8	0	(⁹)

See footnotes at end of table.

Table 5. Producer price indexes for the net output of selected industries and their products, not seasonally adjusted—Continued

Industry and product ¹	Industry code	Product code	Index base	Index			Percent change to Feb. 1999 from —	
				Oct. 1998 ²	Jan. 1999 ²	Feb. 1999 ²	Feb. 1998	Jan. 1999
Laboratory analytical instruments—Continued								
X-ray fluorescence and diffraction instruments		3826-141	12/85	114.9	(³)	(³)	(³)	(³)
Other non-clinical laboratory instruments		3826-15	06/91	111.4	111.5	111.5	0.4	0
Electrophoresis & other electrochemical analysis instruments		3826-152	06/91	(³)	(³)	(³)	(³)	(³)
All other non-clinical laboratory analytical instruments		3826-159	06/91	109.8	110.0	110.0	.2	0
Parts and accessories for non-clinical instruments, n.e.c.		3826-199	06/91	118.4	122.5	122.8	4.5	.2
Clinical laboratory instruments		3826-2	12/85	98.8	97.3	97.7	-2.2	.4
Other clinical laboratory instruments		3826-209	06/91	99.7	(³)	(³)	(³)	(³)
Parts and accessories for clinical instruments		3826-219	06/91	123.1	123.1	123.1	.7	0
Secondary products and miscellaneous receipts		3826-SM						
Miscellaneous receipts		3826-M	12/85	127.5	127.5	128.4	-2	.7
Contract work and other miscellaneous receipts		3826-XY9	12/85	166.1	166.1	166.1	.0	.0
Resales		3826-Z89	09/90	103.7	103.7	104.8	-4	1.1
Secondary products		3826-S	12/85	92.0	91.5	91.7	-1.0	.2
Optical instruments and lenses								
Primary products	3827		06/91	106.0	104.9	105.0	0	.1
Sighting, tracking and fire-control equipment		3827-P	06/91	103.7	102.4	102.3	-1.4	-1
Optical instruments and lenses, n.e.c.		3827-1	12/85	108.8	109.8	108.9	-7	-8
Binoculars and astronomical instruments		3827-5	12/98	(³)	97.8	98.0	(³)	.2
Other optical instruments and lenses (excl. sighting, tracking, and fire-control)		3827-51	06/91	103.1	103.1	103.1	0	0
Secondary products and miscellaneous receipts		3827-52	12/98	(³)	97.7	97.9	(³)	.2
Miscellaneous receipts		3827-SM						
Resales		3827-M	06/91	107.5	(³)	(³)	(³)	(³)
Secondary products		3827-Z89	06/91	108.8	(³)	(³)	(³)	(³)
		3827-S	06/91	127.5	127.5	129.7	10.0	1.7
Measuring and controlling devices, not elsewhere classified								
Primary products	3829		06/85	133.8	133.6	133.6	1.4	0
Aircraft engine instruments		3829-P	06/85	133.1	132.8	132.9	1.8	.1
Physical properties and kinematic testing equipment		3829-1	06/85	129.9	129.8	130.0	-1	.2
Nuclear radiation detection and monitoring equipment		3829-2	06/85	136.2	136.4	136.5	2.2	.1
Commercial, geophysical, meteorological and general purpose instruments		3829-4	06/85	126.8	126.0	(³)	(³)	(³)
Geophysical and meteorological instruments, including parts and accessories		3829-5	06/85	139.6	139.1	139.0	3.3	-1
General purpose and commercial instruments, including parts and accessories		3829-547	12/91	103.7	103.7	103.7	1.3	0
Surveying and drafting instruments		3829-555	06/85	139.3	139.9	139.7	7.6	-1
Secondary products and miscellaneous receipts		3829-6	12/91	114.1	114.1	114.1	.5	0
Miscellaneous receipts		3829-SM						
Secondary products		3829-M	06/85	144.0	(³)	(³)	(³)	(³)
		3829-S	06/85	132.7	132.8	132.8	1.3	0
Surgical, medical, and dental instruments and supplies								
Primary products	384		12/84	135.2	135.4	135.3	.2	-1
Surgical and medical instruments and apparatus								
Primary products	3841		06/82	128.1	129.0	128.4	.2	-5
Surgical and medical instruments and apparatus, except furniture		3841-P	06/82	127.4	128.4	127.7	0	-5
Orthopedic instruments and apparatus, such as bone drills and bone plates		3841-1	06/82	122.1	123.0	122.4	0	-5
Surgical instruments, including suture needles, and eye, ear, nose, and throat instruments		3841-115	06/82	209.1	224.9	224.9	4.4	0
Diagnostic apparatus		3841-116	12/89	114.3	117.9	117.8	3.2	-1
Metabolism and blood pressure diagnostic apparatus		3841-12	06/82	134.2	134.0	134.3	-2.5	.2
All other diagnostic apparatus, incl. optical diagnostic apparatus		3841-121	06/82	144.2	(³)	142.5	-3.0	(³)
Blood transfusion and I.V. equipment		3841-124	06/82	133.0	133.4	133.4	-2.5	0
Catheters		3841-182	06/82	134.4	133.8	133.9	-4	.1
Mechanical therapy appliances		3841-186	06/82	126.0	124.6	125.1	.1	.4
Other surgical and medical instr. and apparatus, incl. veterinary instr. and oxygen tents		3841-187	12/95	96.2	(³)	96.2	0	(³)
Parts for surgical and medical instruments and apparatus		3841-189	06/82	117.6	118.2	115.3	-1.4	-2.5
Secondary products and miscellaneous receipts		3841-199	12/95	101.6	101.6	101.6	.7	0
Miscellaneous receipts		3841-SM						
Resales		3841-M	01/83	161.6	162.1	163.3	2.2	.7
Secondary products		3841-Z89	01/83	164.2	164.7	165.8	2.0	.7
Other secondary products		3841-S	10/82	115.7	115.7	116.2	1.5	.4
Orthopedic, prosthetic, and surgical appliances and supplies		3841-SSS	10/82	123.8	123.8	123.8	1.9	0
		3842-SSS	12/95	108.4	(³)	109.3	1.5	(³)
Surgical, orthopedic and prosthetic appliances and supplies								
Primary products	3842		06/83	161.3	160.7	160.9	.5	.1
Surgical, orthopedic, and prosthetic appliances and supplies		3842-P	06/83	162.1	160.8	161.5	.1	.4
Surgical dressings		3842-1	06/83	159.9	158.3	159.0	-5	.4
Other surgical dressings		3842-1A	06/83	109.1	109.2	109.2	.1	0
Surgical, orthopedic and prosthetic appliances and supplies except surgical dressings		3842-129	06/83	102.9	(³)	(³)	(³)	(³)
Disposable supplies		3842-1B	06/83	181.8	179.7	180.6	-6	.5
Disposable surgical drapes, including O/B and O/R packs		3842-1B1	12/95	95.4	95.4	96.0	.5	.6
Orthotics & prosthetics		3842-131	06/83	93.1	93.0	93.1	-2	.1
Surgical implants		3842-1B2	12/95	105.4	104.7	105.4	1.6	.7
		3842-101	06/83	203.5	198.8	201.6	1.5	1.4

See footnotes at end of table.

**Table 5. Producer price indexes for the net output of selected industries and their products, not seasonally adjusted
—Continued**

Industry and product ¹	Industry code	Product code	Index base	Index			Percent change to Feb. 1999 from —	
				Oct. 1998 ²	Jan. 1999 ²	Feb. 1999 ²	Feb. 1998	Jan. 1999
Surgical, orthopedic and prosthetic appliances and supplies—Continued								
Artificial limbs (prosthetic)		3842-102	06/83	216.6	(³)	(³)	(³)	(³)
Orthopedic appliances (incl. mechanical braces)		3842-104	06/83	264.8	267.1	272.8	-0.3	2.1
Elastic braces, suspensories, stockings, and other elastic supports		3842-106	06/83	121.0	123.1	124.0	3.9	.7
Splints & trusses		3842-108	06/83	146.6	146.6	148.4	2.8	1.2
Crutches, canes & other walking assistance devices		3842-109	08/83	145.3	148.0	147.7	3.0	-2
Arch supports and other foot appliances		3842-112	06/83	111.8	110.0	110.3	-5	.3
Other orthopedic & prosthetic appliances		3842-113	12/95	107.4	110.5	(³)	(³)	(³)
Miscellaneous healthcare products		3842-183	12/95	106.2	103.9	104.1	-3.2	.2
Breathing devices, excluding anesthetic apparatus		3842-165	07/93	100.9	(³)	(³)	(³)	(³)
Wheel chairs		3842-183	06/83	184.2	184.2	184.2	.3	0
Therapeutic appliances and supplies, excl. electromedical parts for surgical, orthopedic, prosthetic & therapeutic appliances & supplies		3842-186	06/89	105.9	96.6	98.4	-5.5	1.9
Other surgical, orthopedic, and prosthetic appliances and supplies		3842-195	12/95	106.4	104.5	104.5	-5	0
Other surgical, orthopedic, and prosthetic appliances and supplies		3842-199	06/89	120.4	117.2	117.5	-4.5	.3
Personal industrial safety devices		3842-3	06/83	174.4	175.1	175.0	2.7	-1
Respiratory protection equipment, including gas, abrasive and canister masks		3842-311	06/83	175.6	176.6	176.8	.9	.1
Protective clothing, except shoes		3842-351	06/83	217.7	217.7	217.7	1.4	0
Other personal safety devices		3842-371	06/83	149.3	150.3	149.9	8.4	-3
Safety hats		3842-37102	10/83	146.5	146.5	146.5	.5	0
All other personal safety devices		3842-37103	06/83	148.5	149.8	149.2	10.7	-4
Electronic hearing aids		3842-4	06/83	141.3	141.9	145.0	4.7	2.2
Electronic hearing aids		3842-413	06/83	141.3	141.9	145.0	4.7	2.2
Secondary products and miscellaneous receipts		3842-SM						
Miscellaneous receipts		3842-M	07/88	169.5	169.5	169.5	0	0
Resales		3842-Z89	07/88	135.8	135.8	135.8	0	0
Secondary products		3842-S	06/83	140.7	145.7	141.0	5.9	-3.2
Surgical and medical instruments and apparatus		3841-S	06/83	153.2	(³)	153.2	5.4	(³)
All other secondary products		3842-SSS	06/83	135.2	142.9	135.6	6.1	-5.1

See footnotes at end of table.

Table 5. Producer price indexes for the net output of selected industries and their products, not seasonally adjusted
—Continued

Industry and product ¹	Industry code	Product code	Index base	Index			Percent change to Feb. 1999 from —	
				Oct. 1998 ²	Jan. 1999 ²	Feb. 1999 ²	Feb. 1998	Jan. 1999
Dental equipment and supplies	3843		06/85	156.2	157.8	157.7	3.7	-0.1
Primary products		3843-P	06/85	153.5	155.1	155.1	3.7	0
Dental professional equipment and supplies		3843-5	06/97	102.8	103.1	102.8	2.3	-3
Dental professional equip., incl. dental chairs, units, hand pieces, excl. X-ray		3843-511	06/85	150.2	150.2	150.5	2.7	.2
Dental professional supplies		3843-52	06/85	162.1	162.9	161.9	2.0	-6
Dental laboratory equipment and supplies		3843-6	06/85	111.9	114.9	115.5	6.8	.5
Secondary products and miscellaneous receipts		3843-SM						
Miscellaneous receipts		3843-M	06/85	145.3	147.4	147.4	1.4	0
Resales		3843-Z89	06/85	152.5	154.8	154.7	1.4	-1
Secondary products		3843-S	06/85	217.3	(³)	(³)	(³)	(³)
X-ray and other irradiation apparatus	3844		06/90	108.8	108.7	109.2	.3	.5
Primary products		3844-P	06/85	111.3	111.1	111.1	-4	0
Medical and dental diagnostic irradiation equipment		3844-5	06/90	107.0	106.9	106.9	-4	0
X-ray tubes, parts, accessories and other irradiation equipment		3844-9	06/90	110.4	110.2	110.2	-3	0
All other parts, accessories and equipment		3844-909	06/96	102.8	102.5	102.5	-4	0
Secondary products and miscellaneous receipts		3844-SM						
Miscellaneous receipts		3844-M	06/90	101.2	101.2	102.9	1.7	1.7
Electromedical equipment	3845		06/85	102.9	103.0	103.0	-1.4	0
Primary products		3845-P	06/85	93.3	93.7	93.5	-2.1	-2
Diagnostic electromedical equipment		3845-1	06/85	84.2	84.7	84.6	-4.2	-1
Electrocardiograph		3845-101	06/85	76.5	80.0	(³)	(³)	(³)
Ultrasonic scanning devices		3845-104	06/85	77.4	(³)	(³)	(³)	(³)
All other diagnostic electromedical equipment		3845-109	06/85	121.4	121.4	121.6	-7	.2
Electrotherapeutic equipment		3845-2	06/85	87.9	85.7	86.4	-3.5	.8
Pacemakers		3845-201	06/85	83.9	(³)	(³)	(³)	(³)
Defibrillators		3845-202	06/96	91.7	90.4	91.8	-1.5	1.5
Medical laser equipment		3845-207	06/96	(³)	(³)	(³)	(³)	(³)
All other electrotherapeutic equipment		3845-219	06/96	95.9	94.9	95.0	-1.3	.1
Patient monitoring equipment		3845-3	06/85	91.7	94.8	92.6	-8	-2.3
Intensive/coronary care units, including component modules		3845-301	06/85	91.9	94.0	(³)	(³)	(³)
All other patient monitoring equipment		3845-309	06/85	91.9	96.1	91.7	-1.9	-4.6
Surgical systems		3845-4	06/90	96.9	(³)	(³)	(³)	(³)
Electrosurgical equipment		3845-402	06/96	(³)	(³)	(³)	(³)	(³)
All other surgical support systems		3845-409	06/96	95.2	(³)	(³)	(³)	(³)
Parts, accessories, and all other electromedical equipment		3845-5	06/85	124.9	124.4	124.5	-1.9	.1
Secondary products and miscellaneous receipts		3845-SM						
Miscellaneous receipts		3845-M	12/90	132.9	(³)	131.7	-1	(³)
Secondary products		3845-S	06/85	138.0	138.0	138.0	3.6	0
Ophthalmic goods	385		12/83	124.3	124.2	123.8	.5	-3
Ophthalmic goods	3851		12/83	124.3	124.2	123.8	.5	-3
Primary products		3851-P	12/83	123.6	123.6	123.1	.7	-4
Eyeglass frames (without lenses inserted) and frame parts		3851-1	12/83	(³)	(³)	(³)	(³)	(³)
Glass ophthalmic focus lenses		3851-2	12/83	112.4	112.4	112.4	1.4	0
Plastic ophthalmic focus lenses		3851-3	12/83	103.6	103.7	103.9	1.0	.2
Single vision plastic lenses		3851-325	12/83	90.9	90.9	88.1	-2.2	-3.1
Multifocal plastic lenses		3851-327	12/83	107.0	107.1	107.5	1.1	.4
Contact lenses		3851-4	12/83	97.4	97.4	96.3	-3	-1.1
Hard contact lenses		3851-412	12/83	101.0	101.0	105.8	-8	4.8
Soft contact lenses		3851-413	12/83	87.2	87.2	85.0	-1	-2.5
Other ophthalmic goods		3851-5	12/83	132.6	132.1	132.2	2.3	.1
Secondary products and miscellaneous receipts		3851-SM						
Miscellaneous receipts		3851-M						
Resales		3851-Z89	01/84	135.3	135.3	135.3	0	0
Secondary products		3851-S	12/83	128.8	(³)	(³)	(³)	(³)
Photographic equipment and supplies	386		12/83	108.4	108.3	106.5	-2.7	-1.7
Photographic equipment and supplies	3861		12/83	108.4	108.3	106.6	-2.6	-1.6
Primary products		3861-P	12/83	102.9	102.9	100.7	-3.8	-2.1
Still picture equipment		3861-1	12/83	119.3	119.6	119.6	-8	0
Still cameras		3861-101	12/83	(³)	(³)	(³)	(³)	(³)
All other still picture equipment and accessories		3861-104	12/83	147.3	147.3	147.3	0	0
Motion picture equipment and projection screens		3861-2	12/83	164.2	164.2	164.2	.3	0
Prepared photographic chemicals		3861-5	12/83	77.2	77.2	77.1	-1	-1
All other prepared photographic chemicals		3861-502	12/83	67.2	(³)	67.0	-3	(³)
Sensitized silver halide materials, except x-ray		3861-6	12/83	(³)	(³)	(³)	(³)	(³)
Sensitized materials, non-silver halide type		3861-7	12/83	137.4	137.4	136.9	-4	-4
Secondary products and miscellaneous receipts		3861-SM						
Miscellaneous receipts		3861-M	06/93	114.8	114.8	114.8	3.5	0
Resales		3861-Z89	06/93	102.7	102.7	(³)	(³)	(³)
Secondary products		3861-S	12/83	142.2	142.5	142.5	.6	0
Watches, clocks and watchcases	387		06/83	118.6	118.5	118.6	.6	.1

See footnotes at end of table.

**Table 5. Producer price indexes for the net output of selected industries and their products, not seasonally adjusted
—Continued**

Industry and product ¹	Industry code	Product code	Index base	Index			Percent change to Feb. 1999 from —	
				Oct. 1998 ²	Jan. 1999 ²	Feb. 1999 ²	Feb. 1998	Jan. 1999
Watches, clocks, watchcases, and parts	3873		06/83	118.8	118.7	118.7	0.5	0
Primary products		3873-P	06/83	116.1	116.0	116.1	.8	.1
Watches, watchcases, movements or modules, and watch parts		3873-2	12/89	108.7	107.5	108.1	.2	.6
Watchcases, movements or modules, and watch parts		3873-217	06/96	104.4	100.2	102.4	-1	2.2
Clocks, timing mechanisms, time switches, clock movements, clock cases, and parts		3873-3	06/83	128.4	128.8	128.7	.9	-1
Household clocks, excluding alarm clocks		3873-311	06/96	101.9	102.2	102.0	1.2	-2
Wall clocks		3873-31101	06/96	98.3	98.3	98.3	.2	0
All other household clocks, including chime and strike, desk, mantel etc.		3873-31102	06/96	104.2	104.7	104.4	1.9	-3
Timing mechanisms, not for timepiece use, excluding time recording and time stamp machines		3873-315	06/83	126.6	127.0	(³)	(³)	(³)
Timers & switch clocks w/clock or watch movement or module for timepiece use, w/dial or display		3873-31601	10/83	111.9	111.9	111.7	-1	-2
Clock cases, case parts, and other clock parts, excluding timing motors		3873-31901	06/83	152.2	153.2	153.0	.9	-1
Secondary products and miscellaneous receipts		3873-SM						
Miscellaneous receipts		3873-M	06/83	143.1	141.1	141.1	-1.3	0
Secondary products		3873-S	06/83	(³)	(³)	(³)	(³)	(³)
Miscellaneous manufacturing industries	39		12/85	129.8	130.1	130.1	.4	0
Jewelry, silverware, and plated ware	391		12/85	127.4	127.8	126.1	-8	-1.3
Jewelry, precious metal	3911		12/85	125.7	126.0	124.1	-1.0	-1.5
Primary products		3911-P	12/85	126.4	126.7	124.6	-9	-1.7
Jewelry made of solid platinum metals and solid karat gold		3911-1	12/85	128.3	128.5	127.3	-2	-9
Rings, complete		3911-111	12/85	127.4	127.5	127.4	.1	-1
Wedding rings		3911-11112	12/85	123.0	122.9	123.0	-3	.1
Other rings		3911-11114	12/85	120.3	120.5	120.4	.4	-1
Ring mountings		3911-115	12/85	103.7	103.7	103.1	.9	-6
Women's and children's jewelry, excl watch attachments and rings		3911-131	12/85	137.4	137.9	134.5	-1.0	-2.5
Other jewelry worn or carried, religious jewelry, cigar cases and lighters, compacts, etc.		3911-198	12/85	118.3	118.3	117.9	1.1	-3
Jewelry made of silver (including platinum metals and karat gold clad to silver)		3911-3	12/91	95.2	95.9	96.5	1.4	.6
Other jewelry, except costume jewelry		3911-4	12/91	111.2	112.0	98.2	-11.1	-12.3
Secondary products and miscellaneous receipts		3911-SM						
Miscellaneous receipts		3911-M	12/85	118.3	(³)	(³)	(³)	(³)
Resales		3911-Z89	12/85	117.0	(³)	(³)	(³)	(³)
Secondary products		3911-S	12/85	124.6	125.2	125.0	.6	-2
All secondary products excl. Jeweler's materials & lapidary work		3911-SSS	12/85	128.0	129.2	129.2	.5	.0
Jeweler's materials and lapidary work		3915-S	01/86	119.1	(³)	(³)	(³)	(³)
Silverware, plated ware and stainless steel ware	3914		06/85	147.6	148.4	148.4	.8	0
Primary products		3914-P	06/85	149.2	150.1	150.1	1.0	0
Hollowware, including ecclesiastical ware, novelties, trophies, and other plated ware		3914-1	06/85	159.5	159.7	159.7	1.3	0
Pewter		3914-153	06/85	122.2	122.2	122.2	.1	0
Unplated hollowware of other metals and hollowware plated with other metals		3914-169	12/92	146.4	147.2	(³)	(³)	(³)
Flatware and carving sets made wholly of metal		3914-2	06/85	141.1	142.6	142.6	.8	0
Sterling silver		3914-211	06/85	150.5	150.5	150.5	.2	0
Stainless steel		3914-255	06/85	141.4	143.0	143.0	1.1	0
Secondary products and miscellaneous receipts		3914-SM						
Secondary products		3914-S	06/85	129.1	129.2	129.2	.1	0
Jewelers' materials and lapidary work	3915		06/85	117.4	118.2	116.5	-8	-1.4
Primary products		3915-P	06/85	116.8	117.9	115.9	-8	-1.7
Lapidary work and diamond cutting and polishing		3915-2	06/85	87.2	87.2	87.2	0	0
Jewelers' findings and materials made of precious metals		3915-3	12/91	108.1	109.5	106.8	-1.2	-2.5
Jewelers' findings and materials made of base metals		3915-4	12/91	112.0	112.3	112.2	.2	-1
Secondary products and miscellaneous receipts		3915-SM						
Secondary products		3915-S	06/85	130.0	129.0	129.4	-4	.3
Jewelry, precious metal		3911-S	06/85	116.3	(³)	(³)	(³)	(³)
Musical instruments	393		06/85	161.9	162.9	163.0	2.1	.1
Musical instruments	3931		06/85	161.9	162.9	163.0	2.1	.1
Primary products		3931-P	06/85	161.3	162.4	162.5	2.1	.1
Pianos		3931-1	06/85	180.2	181.4	181.4	3.5	0
Verticals, uprights or consoles, over 37 inches in height		3931-115	06/85	175.9	175.9	(³)	(³)	(³)
Grand pianos		3931-151	06/85	220.0	223.6	(³)	(³)	(³)
Organs, electronic, pipe and reed		3931-2	06/85	130.1	130.1	130.1	.9	0
Piano and organ parts		3931-3	06/85	174.4	175.3	175.3	1.3	0
Piano parts and materials, except benches		3931-311	06/85	190.1	191.7	191.7	2.2	0
Other musical instruments		3931-4	06/85	167.0	168.4	168.5	2.1	.1
Woodwinds		3931-413	06/85	188.4	189.5	189.5	.4	0
Brasswinds		3931-415	06/85	206.9	205.6	208.0	2.0	1.2

See footnotes at end of table.

Table 5. Producer price indexes for the net output of selected industries and their products, not seasonally adjusted
—Continued

Industry and product ¹	Industry code	Product code	Index base	Index			Percent change to Feb. 1999 from —	
				Oct. 1998 ²	Jan. 1999 ²	Feb. 1999 ²	Feb. 1998	Jan. 1999
Musical instruments—Continued								
Accessories and parts sold separately, excl. instrument cases and benches		3931-431	06/85	135.5	136.3	136.7	1.3	0.3
Electronic musical instruments, excl organs		3931-451	06/85	163.7	172.0	169.1	5.2	-1.7
Percussion musical instruments, incl cymbals and drums		3931-488	06/85	186.8	186.8	186.8	4.6	0
Secondary products and miscellaneous receipts		3931-SM						
Miscellaneous receipts		3931-M	06/85	198.6	198.6	198.6	0	0
Secondary products		3931-S	06/85	128.9	128.9	129.5	2.7	.5
Toys and amusement, sporting, and athletic goods	394		12/85	123.6	124.1	124.5	0	.3
Dolls and stuffed toys	3942		12/85	118.7	118.7	119.0	.3	.3
Primary products		3942-P	12/85	119.6	119.6	119.8	.7	.2
Dolls and stuffed toy animals		3942-1	12/85	119.6	119.6	119.8	.7	.2
Stuffed dolls		3942-111	12/85	109.2	109.2	110.3	1.0	1.0
Dolls, complete, over 13 inches, except stuffed dolls		3942-112	12/91	124.4	124.4	(³)	(³)	(³)
Other		3942-11212	12/91	124.4	124.4	(³)	(³)	(³)
Dolls, complete, 13 inches and under, except stuffed dolls		3942-113	12/85	140.8	(³)	(³)	(³)	(³)
Other, incl. collectors' miniatures, space fashion dolls & space action figures		3942-11313	12/85	142.3	(³)	(³)	(³)	(³)
Stuffed toy animals		3942-121	12/85	109.6	109.6	109.6	.6	0
Secondary products and miscellaneous receipts		3942-SM						
Games, toys, and children's vehicles, except dolls and bicycles	3944		06/85	118.2	119.4	119.5	-.9	.1
Primary products		3944-P	06/85	119.1	119.2	119.3	-.3	.1
Games, excluding toys and hobbies		3944-1	06/85	129.4	129.6	129.6	-.7	0
Board games		3944-101	06/85	143.9	145.4	145.4	1.0	0
Children's board games (under 12 years)		3944-10181	06/85	139.2	141.1	141.1	1.4	0
Puzzles		3944-189	06/85	113.8	113.8	113.8	0	0
Other games		3944-195	06/85	114.2	114.2	114.2	-2.2	0
Baby carriages and children's vehicles, except bicycles		3944-3	06/85	97.8	97.8	97.8	-1.1	0
Baby carriages, children's automobiles and tractors, and other children's vehicles		3944-331	12/92	95.3	95.3	95.3	-1.3	0
Toys, excluding games and hobbies		3944-4	06/85	115.5	115.5	115.7	-.3	.2
Non-powered trans. toys, nonriding, excl model kits, units sold without accessories		3944-401	06/85	112.5	112.8	112.8	.8	0
Other, over 6 inches in length		3944-40123	06/85	116.2	116.2	116.2	1.0	0
Pre-school toys, n.e.c., excluding infant toys		3944-433	06/85	124.7	125.0	124.8	-.3	-.2
Pre-school playsets		3944-435	06/85	120.0	121.0	120.0	-1.1	-.8
Construction sets and building toys		3944-436	12/92	101.5	(³)	(³)	(³)	(³)
Juv-scale sport. goods and inflatables, inc. sand, water, garden toys, rubber balls, etc.		3944-441	06/85	117.2	117.2	118.6	1.1	1.2
Housekeeping and cooking toys, including tea sets and play tools		3944-443	06/85	109.6	109.6	(³)	(³)	(³)
Other toys not listed above and parts		3944-485	12/92	100.0	99.8	100.1	-1.5	.3
Hobbies, models: craft kits, sets, & individual units; scientific equip., kits or sets		3944-5	06/85	130.3	130.9	130.9	.9	0
Operating models		3944-512	06/85	139.1	138.9	138.9	.5	0
Operating cars, boats, planes, and other models in individual units, kits, and sets		3944-51213	06/85	125.0	(³)	(³)	(³)	(³)
Static models, plastic and other materials, and components and accessories for models		3944-517	12/92	110.7	112.0	112.0	1.2	0
Crafts: kits and supplies individually packaged or in bulk, excluding glass beads		3944-523	06/85	127.2	127.2	127.2	.6	0
Secondary products and miscellaneous receipts		3944-SM						
Miscellaneous receipts		3944-M	11/85	113.1	120.9	120.9	-4.0	0
Secondary products		3944-S	06/85	117.9	117.9	117.9	.1	0
Sporting and athletic goods, n.e.c.	3949		12/85	128.8	129.0	129.5	.5	.4
Primary products		3949-P	12/85	129.2	129.3	129.9	.4	.5
Fishing tackle and equipment		3949-1	12/85	136.8	138.0	137.9	1.3	-.1
Golf equipment		3949-2	12/85	145.3	144.7	146.8	-.1	1.5
Golf clubs		3949-242	12/85	142.4	139.2	143.1	.4	2.8
Other golf equipment, such as golf balls, bags, carts, tees, shafts, etc.		3949-289	12/85	224.0	224.1	224.0	0	0
Playground equipment		3949-3	06/92	117.8	117.8	117.9	2.3	.1
Gymnasium and exercise equipment		3949-6	06/92	100.8	101.1	101.0	.6	-.1
Other sporting and athletic goods		3949-9	12/85	123.5	123.6	123.6	.2	0
Secondary products and miscellaneous receipts		3949-SM						
Miscellaneous receipts		3949-M	12/85	124.2	125.5	125.4	1.1	-.1
Secondary products		3949-S	12/85	124.4	124.0	124.0	.2	0
Pens, pencils, and other office and artists' materials	395		12/85	130.9	131.5	131.6	.8	.1
Pens, mechanical pencils, and parts	3951		12/85	150.3	150.7	150.8	.5	.1
Primary products		3951-P	12/85	151.9	152.0	152.1	.4	.1
Ballpoint pens, complete, including roller pens		3951-2	12/85	146.1	145.6	145.7	-.1	.1
Refillable		3951-212	12/85	168.3	168.3	168.3	0	0
Non-refillable		3951-214	12/85	106.9	105.9	106.2	-.3	.3
Markers, fine point and broadtipped		3951-8	06/93	119.9	119.9	119.9	.3	0

See footnotes at end of table.

Table 5. Producer price indexes for the net output of selected industries and their products, not seasonally adjusted
—Continued

Industry and product ¹	Industry code	Product code	Index base	Index			Percent change to Feb. 1999 from —	
				Oct. 1998 ²	Jan. 1999 ²	Feb. 1999 ²	Feb. 1998	Jan. 1999
Pens, mechanical pencils, and parts—Continued								
Other pens, mechanical pencils, desk sets, pen and pencil parts, and refill cartridges		3951-9	06/93	120.5	121.6	121.8	1.7	0.2
Parts for pens, mechanical pencils, including pen holders, refill cartridges		3951-933	12/85	162.4	162.4	162.4	0	0
Other pens and desk sets		3951-999	06/93	125.1	130.7	132.2	8.9	1.1
Secondary products and miscellaneous receipts		3951-SM						
Secondary products		3951-S	12/85	140.1	140.1	140.1	0	0
Lead pencils and art goods								
	3952		12/85	132.3	132.4	132.8	.4	.3
Primary products		3952-P	12/85	138.3	138.4	139.0	.6	.4
Wood-cased pencils, crayons, and chalk		3952-1	12/85	131.5	131.7	131.5	.2	-.2
Pencils		3952-111	12/85	132.0	132.0	132.0	.3	0
Black graphite pencils		3952-11111	12/85	131.7	131.7	131.7	.3	0
Other pencils, including indelible and colored		3952-11112	12/92	106.7	106.7	106.7	0	0
Crayons and chalk, except artists'		3952-113	12/85	136.7	137.1	136.7	0	-.3
Artists' equipment and supplies		3952-2	12/85	144.1	144.1	145.9	1.2	1.2
Modeling clay and ceramic glaze		3952-209	12/92	116.4	116.4	(³)	(³)	(³)
Other art materials, including water colors, finger paint, chalk, and block printing ink		3952-213	12/85	139.0	139.0	139.7	.5	.5
Secondary products and miscellaneous receipts		3952-SM						
Secondary products		3952-S	12/85	117.8	117.8	117.8	0	0
Marking devices								
	3953		12/85	130.8	130.9	130.9	.2	0
Primary products		3953-P	12/85	131.4	131.5	131.5	.2	0
Rubber and vinyl stamps		3953-1	12/85	135.4	135.6	135.7	.6	.1
Hand stamps and dies		3953-113	12/85	131.1	131.1	131.1	.2	0
Permanently inked stamps, excluding printing dies		3953-115	12/85	131.1	132.0	132.3	1.8	.2
Mechanical hand stamps, self inkers including daters, time and numbering stamps		3953-2	12/85	151.5	151.5	151.5	.0	.0
Other marking devices; stencils, stamp pads and branding irons		3953-5	12/85	120.5	120.5	120.5	0	0
Secondary products and miscellaneous receipts		3953-SM						
Miscellaneous receipts		3953-M	12/85	130.1	130.1	130.5	1.2	.3
Secondary products		3953-S	12/85	119.5	119.5	119.5	0	0
Carbon paper and inked ribbons								
	3955		12/85	116.4	116.7	116.7	1.0	0
Primary products		3955-P	12/85	115.5	115.4	115.4	.8	0
Inked ribbons		3955-1	12/85	95.7	95.6	95.6	-.3	0
Typewriter ribbons, fabric and film		3955-113	06/92	90.0	90.0	90.0	0	0
Computer ribbons		3955-117	12/85	97.2	97.2	97.2	-.3	0
Other inked ribbons		3955-119	12/85	118.8	117.7	117.8	-.8	.1
Secondary products and miscellaneous receipts		3955-SM						
Secondary products		3955-S	06/92	126.9	129.2	129.2	1.8	0
Costume jewelry, costume novelties, buttons, and miscellaneous notions								
	396		12/85	122.3	122.8	122.7	.7	-.1
Costume jewelry and costume novelties (except precious metals)								
	3961		06/85	125.7	126.2	126.1	.6	-.1
Primary products		3961-P	06/85	123.6	124.0	123.9	.5	-.1
Base metal costume jewelry and costume novelties, whether electroplated or not		3961-1	06/85	125.0	125.5	125.3	.5	-.2
Compacts, vanity cases, and other costume jewelry and costume novelties		3961-2	06/85	(³)	114.7	114.7	(³)	0
Secondary products and miscellaneous receipts		3961-SM						
Miscellaneous receipts		3961-M	12/98	(³)	100.0	100.0	(³)	0
Resales		3961-Z89	12/98	(³)	100.0	100.0	(³)	0
Secondary products		3961-S	06/85	135.7	137.4	137.5	1.3	.1
Fasteners, buttons, needles, and pins								
	3965		12/85	123.1	123.6	123.4	.9	-.2
Primary products		3965-P	12/85	123.6	124.1	123.9	.9	-.2
Buttons and parts, except for precious or semiprecious metals and stones		3965-1	12/85	127.6	129.4	129.4	3.8	0
Plastic		3965-131	12/85	121.4	121.5	121.5	5.0	0
Polyester		3965-13141	12/85	121.5	121.5	121.5	4.1	0
Needles, pins and fasteners		3965-2	12/85	122.3	122.5	122.3	.2	-.2
Zippers and slide fasteners		3965-22	12/85	123.7	123.7	123.7	.2	0
Plastic zippers and slide fasteners		3965-221	12/85	108.1	108.0	108.0	-1.5	0
Other plastic		3965-22118	12/85	113.7	113.5	113.6	3.2	.1
Metal zippers and slide fasteners		3965-222	12/85	136.2	136.2	136.2	1.5	0
Brass		3965-22218	12/85	110.1	110.1	110.1	.7	0
Needles, pins, fasteners, and similar notions		3965-23	12/85	119.6	119.9	119.6	.3	-.3
Snap fasteners		3965-231	12/85	109.9	112.4	112.4	2.3	0
Buckles		3965-232	12/85	127.6	127.6	126.3	-1.0	-1.0
Metal buckles, incl. fabric covered for wearing apparel		3965-23217	12/85	127.5	127.5	125.9	-1.3	-1.3
Other fasteners and apparel trimming incl. tape trim, hooks, eyes, etc.		3965-233	12/85	123.1	122.2	122.2	-.6	0
Needles		3965-235	02/86	123.2	123.2	123.2	-.3	0
Secondary products and miscellaneous receipts		3965-SM						
Miscellaneous receipts		3965-M	12/90	110.0	110.0	110.3	1.8	.3
Resales		3965-Z89	12/90	110.0	110.0	110.3	1.8	.3
Secondary products		3965-S	12/85	118.9	118.9	118.9	0	0

See footnotes at end of table.

Table 5. Producer price indexes for the net output of selected industries and their products, not seasonally adjusted
—Continued

Industry and product ¹	Industry code	Product code	Index base	Index			Percent change to Feb. 1999 from —	
				Oct. 1998 ²	Jan. 1999 ²	Feb. 1999 ²	Feb. 1998	Jan. 1999
Miscellaneous manufacturing industries	399		12/85	133.3	133.5	133.7	0.8	0.1
Brooms and brushes	3991		12/85	135.2	135.2	135.7	1.0	.4
Primary products			12/85	138.1	138.7	139.3	1.1	.4
Brooms		3991-1	12/85	145.9	146.1	146.1	.3	0
Household floor brooms		3991-111	12/85	152.0	152.0	152.0	0	0
Other brooms (industrial, whisk, toy, hearth, street, stable, etc.)		3991-112	12/85	135.7	136.0	136.0	.6	0
Paint and varnish brushes and rollers		3991-2	12/85	131.2	131.4	132.2	.8	.6
Whitewash, kalsomine, paperhanging, marking, and stenciling brushes		3991-211	12/85	131.9	132.3	133.2	1.0	.7
Pure bristle		3991-21115	12/85	128.6	128.6	130.3	1.3	1.3
Synthetic bristle and other materials, including mixtures		3991-21116	12/85	132.5	133.8	132.6	.2	-.9
Paint rollers, roller frames, replacement rollers, and paint pads		3991-212	12/85	129.4	129.4	130.1	.5	.5
Replacement rollers		3991-21217	12/85	127.7	127.7	128.3	.5	.5
Other brushes		3991-3	12/85	140.8	141.6	142.3	1.5	.5
Personal brushes		3991-311	12/85	138.0	139.8	140.9	2.1	.8
Hairbrushes and other brushes, including shaving brushes		3991-31118	12/92	115.4	116.9	117.8	2.1	.8
Maintenance brushes (floorsweeps and brushes, scrub brushes, dusting brushes, etc.)		3991-312	12/85	134.8	134.8	134.8	.7	0
Household, including any twisted-in-brushes		3991-31215	12/85	128.0	128.0	128.0	.2	0
Industrial, including any twisted-in-wire brushes		3991-31216	12/85	140.8	140.8	140.8	1.2	0
Industrial brushes, except maintenance, including power-driven rotary brushes		3991-313	12/85	140.0	140.9	140.9	1.9	.0
Other brushes, including artists' brushes and hair pencils, excl. artists' airbrushes		3991-314	12/85	172.4	172.4	174.4	1.2	1.2
Secondary products and miscellaneous receipts		3991-SM						
Miscellaneous receipts		3991-M	12/92	108.8	108.9	107.7	0	-1.1
Resales		3991-Z89	12/92	108.8	108.9	107.7	0	-1.1
Secondary products		3991-S	12/85	134.4	(⁹)	126.8	.6	(⁹)
Other secondary products		3991-SSS	12/85	120.7	(⁹)	113.9	.7	(⁹)
Signs and advertising displays	3993		12/85	136.9	137.4	137.1	.8	-.2
Primary products		3993-P	12/85	134.8	134.5	134.5	0	0
Electric signs		3993-1	12/85	138.6	138.8	138.8	1.5	0
Luminous tubing signs		3993-101	12/85	118.8	118.8	118.8	0	0
Fluorescent signs		3993-102	12/85	152.6	153.2	153.1	.1	-.1
Non-electric signs		3993-2	12/85	134.2	132.9	132.9	-1.6	0
Metal signs		3993-201	12/85	130.2	126.0	126.0	-9.3	0
Wood signs		3993-202	12/85	141.3	141.3	141.3	0	0
Plastic signs, non-illuminated		3993-203	12/85	140.0	139.0	139.0	-.4	0
Other non-electric signs		3993-204	12/85	143.7	143.7	143.7	2.2	0
Advertising specialties		3993-3	12/85	128.7	130.0	130.0	1.2	0
Secondary products and miscellaneous receipts		3993-SM						
Miscellaneous receipts		3993-M	12/85	151.7	159.1	156.1	7.6	-1.9
Secondary products		3993-S	12/85	157.6	157.6	157.6	0	0
Burial caskets	3995		12/84	157.7	160.8	161.5	2.5	.4
Primary products		3995-P	12/84	157.3	160.4	161.1	2.5	.4
Metal caskets and coffins, completely lined and trimmed, adult sizes only		3995-1	12/84	157.3	160.1	161.2	2.5	.7
Steel caskets and coffins (excluding stainless steel)		3995-113	12/84	155.5	159.0	159.3	2.5	.2
Other metal caskets and coffins (stainless steel, bronze, copper, etc.)		3995-115	12/84	165.7	166.8	169.8	2.5	1.8
Wood caskets and coffins, completely lined and trimmed, adult sizes only		3995-2	12/84	173.9	178.7	178.8	2.9	.1
Hardwood		3995-252	12/84	172.9	178.1	178.1	2.9	0
Other caskets and coffins and metal vaults		3995-3	12/84	133.1	135.1	135.1	1.5	0
Hard surface floor coverings	3996		12/85	135.9	135.8	135.8	-.1	0
Primary products		3996-P	12/85	138.5	138.4	138.4	-.1	0
Resilient floor covering		3996-1	12/85	138.5	138.4	138.4	-.1	0
Sheet vinyl flooring		3996-111	12/85	136.7	136.7	136.7	-.6	0
Floor tile		3996-122	12/85	138.0	137.9	137.9	.7	0
Vinyl composition tile		3996-1223	12/85	138.2	138.2	138.2	.5	0
Plain backed		3996-12236	12/85	145.8	145.8	145.8	.5	0
Manufacturing industries, n.e.c.	3999		12/85	125.7	125.1	125.6	.6	.4
Primary products		3999-P	12/85	127.6	127.5	128.1	1.2	.5
Chemical fire extinguishing equipment and parts		3999-1	12/85	149.5	149.5	151.1	1.1	1.1
Coin operated amusement machines		3999-2	12/85	128.0	(⁹)	(⁹)	(⁹)	(⁹)
Candles		3999-4	12/85	132.0	133.1	132.6	.9	-.4
Feathers, plumes, and artificial trees and flowers		3999-8	12/85	141.5	133.5	133.7	.1	.1
Miscellaneous fabricated products, n.e.c.		3999-9	12/85	129.3	129.8	130.5	1.3	.5
Secondary products and miscellaneous receipts		3999-SM						
Miscellaneous receipts		3999-M	12/85	106.0	102.0	(⁹)	(⁹)	(⁹)
Resales		3999-Z89	12/90	103.8	(⁹)	(⁹)	(⁹)	(⁹)
Secondary products		3999-S	12/85	118.9	117.7	117.5	-.9	-.2
Services industries								

See footnotes at end of table.

**Table 5. Producer price indexes for the net output of selected industries and their products, not seasonally adjusted
—Continued**

Industry and product ¹	Industry code	Product code	Index base	Index			Percent change to Feb. 1999 from —	
				Oct. 1998 ²	Jan. 1999 ²	Feb. 1999 ²	Feb. 1998	Jan. 1999
Railroad transportation	40		12/96	101.7	101.4	101.0	-0.8	-0.4
Railroads	401		12/96	101.7	101.4	101.0	-.8	-.4
Railroads, line-haul operating	4011		12/84	113.4	113.1	112.7	-.7	-.4
Primary products and services		4011-P	12/84	113.4	113.1	112.7	-.7	-.4
Freight transportation (Non-TOFC/TOFC)		4011-X	12/96	101.4	101.2	100.8	-.9	-.4
Non-trailer on flatcar shipments (Non-TOFC)		4011-1	12/96	101.2	100.9	100.4	-1.3	-.5
Farm products		4011-A01	12/84	121.2	121.5	121.6	-2.5	-.1
Metallic ores		4011-A02	12/84	102.5	100.8	100.9	-4.6	-.1
Coal		4011-A03	12/84	108.4	107.3	(³)	(³)	(³)
Non-metallic minerals		4011-A04	12/84	121.7	121.7	121.7	.2	0
Food products		4011-A05	12/84	107.2	107.2	99.2	-8.1	-7.5
Lumber and wood products		4011-A06	12/84	110.9	111.1	111.1	1.5	0
Pulp, paper, and allied products		4011-A07	12/84	114.4	114.4	114.4	1.2	0
Chemicals and allied products		4011-A08	12/84	119.8	119.9	(³)	(³)	(³)
Petroleum and coal products		4011-A09	12/84	122.0	123.0	(³)	(³)	(³)
Stone, clay, glass, and concrete products		4011-B01	12/84	122.5	121.9	121.9	-.1	0
Primary metal products		4011-B02	12/84	118.6	118.6	(³)	(³)	(³)
Transportation equipment		4011-B03	12/84	113.4	113.4	(³)	(³)	(³)
All other shipments		4011-B04	12/96	97.7	97.7	97.7	2.8	0
Trailer on flatcar shipments(TOFC)		4011-2	12/96	102.7	102.7	102.7	.6	0
Passenger transportation		4011-3	12/96	107.0	(³)	106.7	4.1	(³)
First class		4011-301	12/96	113.1	(³)	112.2	9.4	(³)
Coach		4011-303	12/96	104.4	(³)	104.4	3.5	(³)
Coach, discount		4011-305	12/96	105.1	(³)	105.1	1.0	(³)
Motor freight transportation and warehousing	42		06/93	112.6	113.2	113.4	2.5	.2
Trucking and courier services, except air	421		06/93	112.8	113.4	113.6	2.4	.2
Local trucking without storage	4212		06/93	105.0	104.9	104.9	1.3	0
Primary services		4212-P	06/93	104.7	104.7	104.7	1.3	0
General freight		4212-1	06/93	102.1	102.1	102.1	.8	0
Garbage and trash collection		4212-2	06/93	112.2	112.2	112.2	1.8	0
Dump trucking		4212-3	06/93	108.9	108.9	108.9	1.9	0
Other trucking without storage		4212-4	06/93	99.7	99.7	99.7	.7	0
Agricultural products		4212-402	06/93	100.9	100.9	100.9	0	0
Household goods moving		4212-403	06/93	104.7	104.6	104.8	.8	.2
Other local trucking without storage, n.e.c.		4212-404	06/93	98.5	98.5	98.5	1.3	0
Other receipts		4212-SM	06/93	109.3	109.2	108.6	-.5	-.5
Trucking, except local	4213		06/92	115.5	116.6	116.9	3.6	.3
Primary services		4213-P	06/92	115.6	116.7	117.0	3.7	.3
Agricultural trucking		4213-1	06/92	101.6	101.7	101.7	.3	0
Exempt		4213-111	06/92	99.2	99.3	99.3	.4	0
Nonexempt		4213-112	06/92	108.1	108.1	108.1	0	0
Household goods carriage		4213-2	06/92	116.6	120.3	119.1	3.1	-1.0
General freight		4213-3	06/92	118.8	119.9	120.5	4.7	.5
Less-than-truckload		4213-311	06/92	133.4	135.2	136.2	8.2	.7
Truckload		4213-312	06/92	104.7	105.0	105.2	.6	.2
Other trucking		4213-4	06/92	104.5	104.5	104.6	.2	.1
Leasing of truck with driver		4213-5	06/92	106.5	106.5	106.9	1.2	.4
Other receipts		4213-SM	06/92	114.5	114.5	114.5	1.8	0
Local trucking with storage	4214		06/93	113.1	113.1	113.1	.2	0
Primary services		4214-P	06/93	113.5	113.5	113.5	.2	0
Other receipts		4214-SM	06/93	105.8	105.8	105.8	0	0
Courier services, except by air	4215		12/92	122.7	122.8	123.1	.7	.2
Primary services		4215-P	12/92	123.2	123.3	123.6	.7	.2
Local courier services		4215-111	12/92	112.6	112.9	114.1	2.6	1.1
Non-local courier services		4215-211	12/92	126.8	126.8	126.8	.1	0
Public warehousing and storage	422		06/93	107.0	107.1	108.3	2.9	1.1
Farm product warehousing and storage	4221		12/92	104.4	104.4	104.4	.6	0
Primary services		4221-P	12/92	105.2	105.2	105.2	.6	0
Warehousing and storage		4221-1	12/92	105.6	105.6	105.6	.7	0
Grain		4221-101	12/92	111.0	111.0	111.0	.5	0
Cotton		4221-102	12/92	106.5	106.5	106.5	.9	0
Other farm products		4221-105	12/92	102.4	102.4	(³)	(³)	(³)
Other storage related services		4221-2	12/92	102.4	102.4	102.4	.1	0
Other receipts		4221-SM	12/92	94.2	94.2	94.2	0	0
Refrigerated warehousing and storage	4222		12/91	105.7	105.7	105.7	.5	0
Primary services		4222-P	12/91	105.4	105.5	105.5	.5	0
Commodities in cold storage		4222-2	12/91	105.4	105.4	105.4	.4	0
Fruits, including frozen juices		4222-201	12/98	(³)	100.0	100.0	(³)	0

See footnotes at end of table.

**Table 5. Producer price indexes for the net output of selected industries and their products, not seasonally adjusted
—Continued**

Industry and product ¹	Industry code	Product code	Index base	Index			Percent change to Feb. 1999 from —	
				Oct. 1998 ²	Jan. 1999 ²	Feb. 1999 ²	Feb. 1998	Jan. 1999
Refrigerated warehousing and storage—Continued								
Vegetables, including potatoes		4222-202	12/98	(³)	100.0	100.0	(³)	0
Meat, poultry, and fish		4222-203	12/98	(³)	100.0	100.0	(³)	0
Prepared foods		4222-206	12/91	106.2	106.2	106.2	1.8	0
Other commodities in cold storage		4222-209	12/98	(³)	100.0	100.0	(³)	0
Storage related services		4222-3	12/91	105.9	106.3	106.1	.3	-.2
Other receipts		4222-SM	12/91	109.3	109.3	109.3	(³)	0
General warehousing and storage	4225		06/93	108.9	109.0	111.1	4.4	1.9
Primary services		4225-P	06/93	110.3	110.4	110.9	3.2	.5
General merchandise warehouse		4225-1	06/93	104.4	104.3	104.5	2.2	.2
Self-service storage		4225-2	06/93	124.5	125.0	126.2	4.8	1.0
Other receipts		4225-SM	06/93	89.0	89.0	112.9	26.9	26.9
United states postal service	43		06/89	132.3	135.4	135.4	2.3	0
United States Postal Service	4311		06/89	132.3	135.4	135.4	2.3	0
Primary services		4311-P	06/89	132.3	135.4	135.4	2.3	0
First class mail		4311-1	06/89	127.0	129.0	129.0	1.6	0
Letter mail		4311-111	06/89	127.1	128.5	128.5	1.1	0
Post cards		4311-112	06/89	133.8	134.1	134.1	.2	0
Priority mail		4311-113	06/89	123.8	132.1	132.1	6.7	0
Second class mail		4311-2	06/89	139.1	143.5	143.5	3.2	0
In county mail		4311-211	06/89	128.4	130.6	130.6	1.7	0
Regular rate mail		4311-212	06/89	138.6	141.7	141.7	2.2	0
Nonprofit rate mail		4311-213	06/89	147.6	160.1	160.1	8.5	0
Classroom rate mail		4311-214	06/89	107.6	116.9	116.9	8.6	0
Third class mail		4311-3	06/89	146.5	152.1	152.1	3.8	0
Single piece mail		4311-311	06/89	152.0	153.4	153.4	.9	0
Regular bulk mail		4311-312	06/89	147.1	151.8	151.8	3.2	.0
Nonprofit bulk mail		4311-313	06/89	142.7	155.1	155.1	8.7	0
Fourth class mail		4311-4	06/89	139.0	150.2	150.3	8.1	.1
Parcel post		4311-411	06/89	139.8	164.7	164.9	18.0	.1
Bound printed matter		4311-412	06/89	120.8	126.1	126.1	4.4	0
Special rate mail		4311-413	06/89	139.7	126.6	126.6	-9.4	0
Library rate mail		4311-414	06/89	166.3	173.1	173.1	4.1	0
International mail		4311-5	06/89	114.8	114.8	114.8	0	0
International air mail		4311-511	06/89	112.1	112.1	112.1	0	0
International surface mail		4311-512	06/89	154.2	154.2	154.2	0	0
Terminal dues and transit fees		4311-513	06/89	100.0	100.0	100.0	0	0
Special services and fees		4311-6	06/89	134.4	136.5	136.5	1.6	0
Special services		4311-611	06/89	137.8	139.1	139.1	.9	0
Domestic mail fees		4311-612	06/89	117.5	125.2	125.2	6.6	0
Other services and fees		4311-613	06/89	124.4	136.6	136.6	9.8	0
Express mail		4311-912	06/89	124.5	135.4	135.4	8.8	0
Mailgram service		4311-913	06/89	75.0	75.0	75.0	0	0
Water transportation	44		12/92	108.4	106.0	105.0	2.2	-9
Deep sea foreign transportation of freight	441		12/96	104.8	101.2	98.9	1.5	-2.3
Deep sea foreign transportation of freight	4412		06/88	120.1	115.8	113.1	1.7	-2.3
Primary services		4412-P	06/88	120.6	116.0	113.2	1.9	-2.4
Inbound services		4412-1	06/88	113.5	104.2	98.5	4.3	-5.5
Outbound services		4412-2	06/88	134.7	134.4	134.4	-2.4	0
Foreign-to-foreign services		4412-3	06/88	115.8	(³)	(³)	(³)	(³)
Deep sea domestic transportation of freight	442		12/96	98.4	98.2	97.5	3.0	-.7
Deep sea domestic transportation of freight	4424		06/88	122.6	122.3	121.4	3.0	-.7
Primary services		4424-P	06/88	122.6	122.3	121.4	3.0	-.7
Other receipts		4424-SM	06/88	114.1	115.2	115.2	2.9	0
Freight transportation, Great Lakes-St. Lawrence Seaway	443		12/96	102.3	102.5	102.5	.5	0
Freight transportation on the Great Lakes/St. Lawrence Seaway	4432		12/91	107.5	107.8	107.7	.5	-.1
Primary services		4432-P	12/91	107.5	107.8	107.7	.5	-.1
Freight transportation on the Great Lakes/St. Lawrence Seaway		4432-3	12/98	(³)	100.3	100.2	(³)	-.1
Water transportation of freight, n.e.c.	444		12/96	111.4	100.9	101.2	3.6	.3
Water transportation of freight, n.e.c.	4449		12/90	119.2	107.4	107.9	3.8	.5
Primary services		4449-P	12/90	119.0	106.5	107.1	4.1	.6
Mississippi River transportation		4449-1	12/90	123.3	107.3	107.9	5.0	.6
Coal		4449-141	12/90	88.9	88.4	88.6	-4.1	.2
Refined petroleum products		4449-151	12/90	110.6	110.6	110.7	.3	.1
Other Mississippi River transportation		4449-171	12/90	155.0	121.7	122.7	13.6	.8
Atlantic inland,Pacific inland, and other water transportation of freight,n.e.c.		4449-9	06/98	99.5	99.4	100.1	(³)	.7
Other receipts		4449-SM	12/90	113.4	115.1	113.4	-1	-1.5

See footnotes at end of table.

Table 5. Producer price indexes for the net output of selected industries and their products, not seasonally adjusted
—Continued

Industry and product ¹	Industry code	Product code	Index base	Index			Percent change to Feb. 1999 from —	
				Oct. 1998 ²	Jan. 1999 ²	Feb. 1999 ²	Feb. 1998	Jan. 1999
Marine cargo handling	4491		12/91	105.9	105.8	105.8	2.1	0
Primary services		4491-P	12/91	106.7	106.6	106.6	1.5	0
Stevedoring services		4491-3	12/98	(³)	99.9	100.0	(³)	.1
Containers		4491-301	12/98	(³)	99.6	99.7	(³)	.1
Other stevedoring services		4491-307	12/98	(³)	100.1	100.1	(³)	0
Wharfage		4491-4	12/98	(³)	100.0	100.0	(³)	0
Other marine cargo handling services		4491-7	12/98	(³)	100.0	100.0	(³)	0
Other receipts		4491-SM	12/91	101.5	101.5	101.5	6.1	0
Tugging and towing services	4492		12/92	117.1	118.1	118.2	3.3	.1
Primary services		4492-P	12/92	116.6	117.7	117.7	3.6	0
Ship assistance services		4492-1	12/92	116.6	117.7	117.7	3.6	0
Vessel docking and undocking services		4492-101	12/92	115.2	115.6	115.5	3.0	-.1
Auxiliary harbor services		4492-102	12/92	119.1	121.5	121.5	4.6	0
Other receipts		4492-SM	12/92	119.5	120.0	120.5	2.0	.4
Transportation by air	45		12/92	125.4	127.6	128.6	4.0	.8
Air transportation, scheduled and air courier services	451		12/89	150.4	153.3	154.6	4.1	.8
Air transportation, scheduled	4512		12/89	153.7	157.2	158.7	4.5	1.0
Primary services		4512-P	12/89	155.2	159.0	160.7	4.9	1.1
Scheduled air cargo transportation		4512-1	12/87	106.0	107.5	107.2	.8	-.3
Property		4512-111	12/87	110.3	112.3	111.9	1.1	-.4
Freight		4512-11101	12/87	105.0	107.1	106.6	-1.3	-.5
Express		4512-11102	12/87	204.2	204.2	(³)	(³)	(³)
Mail		4512-112	12/87	93.7	93.6	93.6	0	0
U.S. mail		4512-11201	12/87	86.1	85.9	86.0	0	.1
Scheduled air passenger transportation		4512-2	12/89	159.7	163.7	165.6	5.1	1.2
Domestic		4512-211	12/89	165.6	165.8	169.8	2.8	2.4
First class, including business		4512-21101	12/89	151.6	(³)	154.5	2.3	(³)
Coach		4512-21103	12/89	170.6	169.7	171.0	1.4	.8
Coach discount		4512-21104	12/89	165.3	166.0	171.1	3.4	3.1
Other receipts		4512-SM						
Transport-related receipts		4512-S	12/89	133.6	133.6	133.6	1.3	0
Other transport-related receipts		4512-SSS	12/89	139.1	139.1	139.1	2.4	0
Air courier services	4513		12/89	113.5	113.7	113.7	1.2	0
Primary services		4513-P	12/87	114.7	115.0	114.9	1.1	-.1
Domestic air courier services		4513-2	12/98	(³)	100.0	100.0	(³)	0
International air courier services		4513-3	12/98	(³)	100.4	100.4	(³)	0
Air transportation, nonscheduled	452		12/96	101.0	101.7	101.7	3.2	0
Air transportation, nonscheduled	4522		06/92	107.9	108.7	108.6	3.2	-.1
Primary services		4522-P	06/92	108.9	109.7	109.7	4.2	0
Air taxi service		4522-1	06/92	113.9	115.3	115.1	2.3	-.2
Air taxi service, passenger and cargo		4522-101	06/92	107.1	108.6	108.4	2.6	-.2
Air ambulance		4522-102	06/92	128.5	129.4	129.4	2.1	0
Charter service, excluding air taxi		4522-2	06/92	99.8	(³)	(³)	(³)	(³)
Other passenger charter		4522-202	06/92	(³)	(³)	(³)	(³)	(³)
Cargo charter		4522-203	06/92	102.8	(³)	(³)	(³)	(³)
Other receipts		4522-SM	06/92	101.8	101.8	101.8	-2.7	0
Airports, flying fields, and airport terminal services	458		12/96	105.7	104.9	105.6	2.4	.7
Airports, flying fields, and airport services	4581		06/92	113.0	112.2	113.0	2.4	.7
Primary services		4581-P	06/92	112.3	111.5	112.2	2.3	.6
Services provided by airports		4581-1	06/92	116.9	114.8	115.8	3.1	.9
Commercial airport services		4581-111	06/92	116.9	114.4	115.6	2.8	1.0
Lease space for concessions		4581-11111	06/92	128.1	120.5	123.2	3.1	2.2
Services rendered to air passenger & cargo carriers		4581-11112	06/92	117.4	117.4	117.5	2.2	.1
Other commercial airport services		4581-11113	06/92	93.6	96.7	96.8	3.0	.1
Non-commercial airport services		4581-112	06/92	117.3	117.3	117.3	5.4	0
Airplane Services		4581-2	06/92	105.9	106.8	107.2	1.2	.4
Fueling services		4581-211	06/92	102.3	101.8	101.9	-1.4	.1
Maintenance & repair services		4581-212	06/92	108.6	110.7	111.2	3.0	.5
Hangar & tie-down services		4581-213	06/92	106.5	106.6	106.6	.1	0
Other airplane services		4581-214	06/92	100.8	102.3	102.6	2.4	.3
Other receipts		4581-SM	06/92	124.3	123.4	125.9	5.3	2.0
Pipe lines, except natural gas	46		12/86	99.2	96.9	98.2	-1.1	1.3
Crude petroleum pipelines	4612		06/86	96.9	93.5	95.4	-1.4	2.0
Primary services		4612-P	06/86	94.7	91.1	93.1	-1.6	2.2
Crude petroleum pipelines		4612-3	06/86	91.9	88.4	90.4	-1.5	2.3
Trans-Alaskan pipelines		4612-311	06/86	79.8	73.8	76.1	-4.6	3.1
Non-Trans-Alaskan pipelines		4612-321	06/86	114.8	114.8	116.5	1.7	1.5
Other receipts		4612-SM	06/86	121.2	121.2	121.2	-4	0

See footnotes at end of table.

Table 5. Producer price indexes for the net output of selected industries and their products, not seasonally adjusted
—Continued

Industry and product ¹	Industry code	Product code	Index base	Index			Percent change to Feb. 1999 from —	
				Oct. 1998 ²	Jan. 1999 ²	Feb. 1999 ²	Feb. 1998	Jan. 1999
Refined petroleum pipelines	4613		06/86	104.7	104.7	104.8	-0.4	0.1
Primary services		4613-P	06/86	104.7	104.7	104.8	-.5	.1
Refined petroleum pipelines		4613-1	06/86	106.2	106.2	106.3	-.5	.1
Other receipts		4613-SM	02/94	103.1	103.1	103.1	0	0
Travel agencies	4724		12/89	113.0	109.2	108.1	-3.1	-1.0
Primary services		4724-P	12/89	113.7	109.9	108.7	-3.1	-1.1
Airline arrangements		4724-1	12/89	111.0	103.8	103.7	-5.3	-1.1
Domestic flights		4724-111	12/89	103.7	106.1	106.0	2.1	-1.1
International flights		4724-112	12/89	133.9	98.1	98.1	-23.4	0
Other travel arrangements, except airline		4724-2	12/89	123.9	129.9	125.7	2.7	-3.2
Hotel bookings		4724-211	12/89	124.6	146.7	124.9	4.3	-14.9
Cruise bookings		4724-213	12/89	132.1	120.3	135.2	3.5	12.4
Other travel arrangements		4724-216	06/96	118.7	120.2	121.0	.5	.7
Arrangement of transportation of freight and cargo	473		12/96	97.3	98.6	98.1	-2.8	-.5
Freight transportation arrangement	4731		12/94	99.3	100.6	100.1	-2.8	-.5
Primary services		4731-P	12/94	99.2	100.5	100.0	-2.9	-.5
Freight forwarding		4731-1	12/94	93.9	93.9	94.0	-.3	.1
Arrangement of freight and cargo n.e.c.		4731-2	12/94	103.7	106.1	105.1	-4.5	-9.9
Telephone communications, except radiotelephone	4813		06/95	97.9	97.0	96.2	-2.8	-.8
Primary products		4813-P	06/95	97.9	97.0	96.2	-2.8	-.8
Local service, except private lines		4813-1	06/95	100.3	100.4	100.4	-.1	0
Residence local service		4813-111	06/95	100.1	100.2	100.2	0	0
Business local service		4813-112	06/95	100.3	100.4	100.4	-.2	0
Coin local service		4813-113	06/95	101.7	101.7	101.7	0	0
Other local service		4813-114	06/95	102.3	102.3	102.3	0	0
Directory assistance		4813-11401	06/95	103.6	103.6	103.6	0	0
Other local service, except directory assistance		4813-11409	06/95	100.0	100.0	100.0	0	0
Public switched toll service		4813-2	06/95	95.7	94.0	92.5	-5.3	-1.6
Residence switched toll service		4813-21	06/95	98.9	95.8	94.9	-5.3	-.9
Intrastate residence switched toll service		4813-211	06/95	97.5	96.2	96.6	-.1	.4
Interstate residence switched toll service		4813-212	06/95	107.8	103.4	101.0	-8.2	-2.3
International residence switched toll service		4813-213	06/95	76.4	69.3	67.8	-11.7	-2.2
Business switched toll service		4813-22	06/95	92.0	91.9	89.6	-5.3	-2.5
Business switched access toll service		4813-221	06/95	102.6	103.0	98.9	-4.0	-4.0
Outbound business switched access toll service		4813-2211	06/95	111.2	108.7	105.9	-4.7	-2.6
Intrastate business switched access toll service, outbound		4813-22111	06/95	106.9	104.7	105.8	3.2	1.1
Interstate business switched access toll service, outbound		4813-22112	06/95	130.0	126.3	118.8	-10.1	-5.9
International business switched access toll service, outbound		4813-22113	06/95	82.3	81.4	78.6	-10.2	-3.4
Inbound business switched access toll service		4813-2212	06/95	87.6	93.2	86.7	-2.5	-7.0
Intrastate business switched access toll service, inbound		4813-22121	06/95	74.6	74.3	77.5	4.4	4.3
Interstate business switched access toll service, inbound		4813-22122	06/95	85.4	96.9	80.8	-4.6	-16.6
International business switched access toll service, inbound		4813-22123	06/95	55.7	69.3	63.0	-15.2	-9.1
Business special access switched toll service, except private lines		4813-222	06/95	74.1	73.0	74.0	-8.2	1.4
Outbound business special access switched toll service		4813-2221	06/95	65.4	65.6	64.7	-11.6	-1.4
Intrastate business special access switched toll service, outbound		4813-22211	06/95	65.7	68.6	62.1	-22.1	-9.5
Interstate business special access switched toll service, outbound		4813-22212	06/95	62.1	62.2	60.8	-7.5	-2.3
International business special access switched toll service, outbound		4813-22213	06/95	67.7	67.2	68.6	-16.9	2.1
Inbound business special access switched toll service		4813-2222	06/95	89.6	86.2	90.6	-3.5	5.1
Intrastate business special access switched toll service, inbound		4813-22221	06/95	74.9	76.7	97.0	31.8	26.5
Interstate business special access switched toll service, inbound		4813-22222	06/95	104.3	97.6	100.0	-3.8	2.5
International business special access switched toll service, inbound		4813-22223	06/95	96.5	95.7	96.0	-.5	.3
Other toll service		4813-29	06/95	102.0	102.4	101.5	.2	-.9
Private line service		4813-3	06/95	100.3	100.3	100.3	0	0
Intrastate private line service		4813-31	06/95	100.8	100.8	100.8	0	0
LEC intrastate private line service		4813-311	06/95	100.9	100.9	100.9	0	0
Other telephone services		4813-9	06/95	100.8	100.8	100.8	0	0
Directory advertising		4813-91	06/95	101.0	101.0	101.0	.1	0
Other telephone services		4813-99	06/95	100.0	100.0	100.0	0	0
Radio broadcasting	4832		06/88	153.6	151.0	153.3	4.4	1.5
Primary services		4832-P	06/88	153.5	150.9	153.2	4.3	1.5
Local station time sales		4832-1	06/88	157.9	155.0	157.5	5.6	1.6
Local advertising		4832-102	12/95	118.4	116.2	118.4	7.3	1.9
National and regional advertising		4832-104	12/95	108.3	106.2	106.9	-.5	.7
Network time sales		4832-3	12/95	113.2	113.2	(³)	(³)	(³)
Other radio services (including sale of programming)		4832-4	06/88	120.4	(³)	120.4	-.3	(³)
Cable and other pay television services	484		12/96	108.2	109.9	110.0	3.6	.1

See footnotes at end of table.

Table 5. Producer price indexes for the net output of selected industries and their products, not seasonally adjusted
—Continued

Industry and product ¹	Industry code	Product code	Index base	Index			Percent change to Feb. 1999 from —	
				Oct. 1998 ²	Jan. 1999 ²	Feb. 1999 ²	Feb. 1998	Jan. 1999
Cable and other pay television services	4841		06/93	113.5	115.2	115.3	3.6	0.1
Primary services		4841-P	06/93	113.0	114.4	114.4	3.0	0
Subscriber services		4841-1	06/93	111.6	113.5	113.5	3.7	0
Advertising		4841-2	06/93	125.9	127.0	127.2	3.2	.2
National/local spot		4841-201	06/93	117.1	120.7	121.6	6.2	.7
Network advertising		4841-202	06/93	129.5	129.5	129.5	2.0	0
Network affiliate services		4841-3	06/93	115.8	115.7	115.7	.3	0
Electric power and natural gas utilities	4981		12/90	110.4	108.5	107.7	-.7	-.7
Primary products		4981-P	12/90	110.1	108.3	107.5	-.7	-.7
Electric power		4981-1	12/90	111.5	108.5	107.9	-.8	-.6
Sales to ultimate consumers		4981-1A	12/90	111.5	108.5	107.9	-.8	-.6
Residential		4981-11	12/90	111.1	107.9	107.3	-1.6	-.6
New England		4981-111	12/90	108.1	110.6	110.8	-3.1	.2
Investor owned utilities		4981-11131	12/90	108.8	111.5	111.6	-3.3	.1
Non-investor owned utilities		4981-11141	12/90	99.7	98.9	100.3	-2.1	1.4
Middle Atlantic		4981-112	12/90	111.4	111.8	111.7	-.6	-.1
Investor owned utilities		4981-11231	12/90	111.6	111.7	111.6	-.7	-.1
Non-investor owned utilities		4981-11241	12/90	95.5	119.3	117.5	6.7	-1.5
East North Central		4981-113	12/90	112.5	110.8	109.8	-3.9	-.9
Investor owned utilities		4981-11331	12/90	112.8	110.8	109.8	-4.3	-.9
Non-investor owned utilities		4981-11341	12/90	106.6	109.2	108.1	2.2	-1.0
West North Central		4981-114	12/90	101.6	100.3	100.2	-.6	-.1
Investor owned utilities		4981-11431	12/90	100.6	99.8	99.7	-.4	-.1
Non-investor owned utilities		4981-11441	12/90	105.9	102.7	102.7	-1.7	0
South Atlantic		4981-115	12/90	108.9	105.5	103.9	-1.3	-1.5
Investor owned utilities		4981-11531	12/90	109.2	105.5	103.8	-1.4	-1.6
Non-investor owned utilities		4981-11541	12/90	106.6	105.3	105.4	.1	.1
East South Central		4981-116	12/90	108.3	106.9	107.0	-1.2	.1
Investor owned utilities		4981-11631	12/90	106.9	104.8	104.9	-1.1	.1
Non-investor owned utilities		4981-11641	12/90	111.0	111.0	111.0	-1.4	0
West South Central		4981-117	12/90	119.1	107.7	107.1	-1.7	-.6
Investor owned utilities		4981-11731	12/90	120.5	108.2	107.8	-1.9	-.4
Non-investor owned utilities		4981-11741	12/90	108.8	103.3	101.1	-.5	-2.1
Mountain		4981-118	12/90	110.5	102.1	101.4	-1.1	-.7
Investor owned utilities		4981-11831	12/90	106.3	102.9	102.8	-.5	-.1
Non-investor owned utilities		4981-11841	12/90	128.3	99.1	95.7	-3.3	-3.4
Pacific		4981-119	12/90	110.3	110.5	110.4	-.4	-.1
Investor owned utilities		4981-11931	12/90	109.0	109.4	109.3	-.5	-.1
Non-investor owned utilities		4981-11941	12/90	114.5	114.1	114.1	.3	0
Commercial		4981-12	12/90	114.4	111.0	110.5	-.1	-.5
New England		4981-121	12/90	107.3	107.1	107.3	-3.1	.2
Investor owned utilities		4981-12131	12/90	107.6	107.4	107.6	-3.1	.2
Non-investor owned utilities		4981-12141	12/90	102.6	101.8	102.2	-1.1	.4
Middle Atlantic		4981-122	12/90	114.9	114.2	114.1	3.6	-.1
Investor owned utilities		4981-12231	12/90	115.1	114.4	114.3	3.6	-.1
Non-investor owned utilities		4981-12241	12/90	88.7	88.7	89.0	0	.3
East North Central		4981-123	12/90	114.8	111.6	110.7	1.1	-.8
Investor owned utilities		4981-12331	12/90	115.5	112.1	111.1	1.2	-.9
Non-investor owned utilities		4981-12341	12/90	104.6	105.2	105.2	1.0	0
West North Central		4981-124	12/90	97.7	97.1	96.3	-1.3	-.8
Investor owned utilities		4981-12431	12/90	97.6	97.3	96.3	-1.3	-1.0
Non-investor owned utilities		4981-12441	12/90	98.3	96.6	96.4	-1.1	-.2
South Atlantic		4981-125	12/90	104.7	101.5	100.2	-1.3	-1.3
Investor owned utilities		4981-12531	12/90	105.8	102.2	100.5	-1.5	-1.7
Non-investor owned utilities		4981-12541	12/90	97.1	96.9	97.7	.4	.8
East South Central		4981-126	12/90	101.4	101.0	101.1	-1.9	.1
Investor owned utilities		4981-12631	12/90	99.7	99.1	99.3	-2.4	.2
Non-investor owned utilities		4981-12641	12/90	106.5	106.5	106.5	-.7	0
West South Central		4981-127	12/90	115.5	110.8	110.5	-2.6	-.3
Investor owned utilities		4981-12731	12/90	117.1	112.4	112.4	-2.9	0
Non-investor owned utilities		4981-12741	12/90	104.3	99.2	97.4	-.6	-1.8
Mountain		4981-128	12/90	104.1	98.6	98.2	-.7	-.4
Investor owned utilities		4981-12831	12/90	100.7	98.7	98.6	-.2	-.1
Non-investor owned utilities		4981-12841	12/90	121.8	97.9	95.6	-3.4	-2.3
Pacific		4981-129	12/90	135.2	127.2	126.9	-.3	-.2
Investor owned utilities		4981-12931	12/90	142.3	133.2	132.8	-.6	-.3
Non-investor owned utilities		4981-12941	12/90	107.5	103.2	103.2	.7	0
Industrial		4981-13	12/90	109.6	107.1	106.4	-.5	-.7
New England		4981-131	12/90	101.9	104.5	105.0	-2.6	.5
Investor owned utilities		4981-13131	12/90	102.0	105.3	105.5	-2.9	.2
Non-investor owned utilities		4981-13141	12/90	101.0	99.4	101.3	-1.6	1.9
Middle Atlantic		4981-132	12/90	111.5	110.7	110.5	2.7	-.2
Investor owned utilities		4981-13231	12/90	112.4	111.5	111.3	2.7	-.2
East North Central		4981-133	12/90	119.0	116.8	115.3	1.5	-1.3
Investor owned utilities		4981-13331	12/90	120.0	117.5	116.0	1.5	-1.3
Non-investor owned utilities		4981-13341	12/90	98.8	104.0	101.5	1.7	-2.4
West North Central		4981-134	12/90	101.4	100.5	100.8	.1	.3
Investor owned utilities		4981-13431	12/90	102.5	101.9	102.2	.4	.3

See footnotes at end of table.

Table 5. Producer price indexes for the net output of selected industries and their products, not seasonally adjusted
—Continued

Industry and product ¹	Industry code	Product code	Index base	Index			Percent change to Feb. 1999 from —	
				Oct. 1998 ²	Jan. 1999 ²	Feb. 1999 ²	Feb. 1998	Jan. 1999
Electric power and natural gas utilities—Continued								
Non-investor owned utilities		4981-13441	12/90	95.9	94.0	94.1	-1.2	0.1
South Atlantic		4981-135	12/90	102.2	102.5	101.6	-1.3	-9
Investor owned utilities		4981-13531	12/90	103.1	103.5	102.5	-1.3	-1.0
Non-investor owned utilities		4981-13541	12/90	94.5	94.0	94.0	-3	0
East South Central		4981-136	12/90	102.2	102.1	101.8	-6	-3
Investor owned utilities		4981-13631	12/90	95.9	95.7	94.9	-2.5	-8
Non-investor owned utilities		4981-13641	12/90	107.1	107.1	107.1	.7	0
West South Central		4981-137	12/90	111.6	107.9	107.2	-3.8	-6
Investor owned utilities		4981-13731	12/90	111.0	107.2	106.9	-4.0	-3
Non-investor owned utilities		4981-13741	12/90	117.7	114.1	109.9	-3.0	-3.7
Mountain		4981-138	12/90	95.8	92.7	90.3	-2.7	-2.6
Investor owned utilities		4981-13831	12/90	93.2	93.3	91.0	-2.7	-2.5
Non-investor owned utilities		4981-13841	12/90	113.1	88.8	85.9	-3.2	-3.3
Pacific		4981-139	12/90	116.9	106.3	106.1	-7	-2
Investor owned utilities		4981-13931	12/90	124.3	108.3	108.1	-6	-2
Non-investor owned utilities		4981-13941	12/90	101.5	101.2	101.0	-1.0	-2
Other ultimate consumers		4981-14	12/90	107.0	104.6	104.1	-9	-5
New England		4981-141	12/90	113.2	117.1	117.3	12.6	.2
Investor owned utilities		4981-14131	12/90	113.3	117.9	118.1	15.6	.2
Non-investor owned utilities		4981-14141	12/90	112.5	113.0	113.4	-5	.4
Middle Atlantic		4981-142	12/90	95.2	95.3	94.9	-8	-4
Investor owned utilities		4981-14231	12/90	106.9	107.0	106.1	-1.7	-8
Non-investor owned utilities		4981-14241	12/90	83.7	83.7	83.7	0	0
East North Central		4981-143	12/90	124.7	121.1	118.7	1.1	-2.0
Investor owned utilities		4981-14331	12/90	125.4	121.6	119.2	1.2	-2.0
Non-investor owned utilities		4981-14341	12/90	109.5	108.6	108.9	1.4	.3
West North Central		4981-144	12/90	108.7	108.2	107.8	-1.8	-4
Investor owned utilities		4981-14431	12/90	111.3	111.2	110.6	-2.1	-5
Non-investor owned utilities		4981-14441	12/90	103.8	102.3	102.3	-1.4	0
South Atlantic		4981-145	12/90	107.1	101.1	100.7	-1.3	-4
Investor owned utilities		4981-14531	12/90	107.3	100.8	100.4	-1.4	-4
Non-investor owned utilities		4981-14541	12/90	103.6	103.1	103.0	-5	-1
East South Central		4981-146	12/90	96.0	95.5	95.7	-1.8	.2
Investor owned utilities		4981-14631	12/90	97.2	96.4	96.8	-2.8	.4
Non-investor owned utilities		4981-14641	12/90	92.6	92.6	92.6	.4	0
West South Central		4981-147	12/90	99.1	94.9	95.6	-5.0	.7
Investor owned utilities		4981-14731	12/90	99.0	94.4	95.3	-5.2	1.0
Non-investor owned utilities		4981-14741	12/90	100.2	98.9	98.5	-2.8	-4
Mountain		4981-148	12/90	122.2	118.4	118.1	-8	-3
Investor owned utilities		4981-14831	12/90	119.1	117.1	117.2	-8	.1
Non-investor owned utilities		4981-14841	12/90	130.7	121.2	120.2	-7	-8
Pacific		4981-149	12/90	106.0	106.2	105.8	.4	-4
Investor owned utilities		4981-14931	12/90	105.1	105.3	104.8	-1.3	-5
Non-investor owned utilities		4981-14941	12/90	106.4	106.5	106.3	1.8	-2
Natural gas		4981-2	12/90	106.3	110.6	108.8	-7	-1.6
Sales to ultimate consumers		4981-2A	12/90	106.5	110.9	109.0	-6	-1.7
Residential		4981-21	12/90	113.4	116.9	115.3	1.0	-1.4
New England		4981-211	12/90	103.0	124.2	124.2	-2.8	0
Investor owned utilities		4981-21131	12/90	102.9	124.4	124.4	-2.9	0
Middle Atlantic		4981-212	12/90	121.4	121.9	121.3	-1.1	-5
Investor owned utilities		4981-21231	12/90	121.2	121.7	121.1	-1.1	-5
East North Central		4981-213	12/90	105.8	106.6	105.5	-1.0	-1.0
Investor owned utilities		4981-21331	12/90	105.6	106.4	105.3	-1.0	-1.0
West North Central		4981-214	12/90	112.8	113.8	109.4	-4.0	-3.9
Investor owned utilities		4981-21431	12/90	114.2	115.4	110.7	-4.2	-4.1
Non-investor owned utilities		4981-21441	12/90	96.2	94.6	93.1	-2.3	-1.6
South Atlantic		4981-215	12/90	124.3	154.5	151.9	29.6	-1.7
Investor owned utilities		4981-21531	12/90	126.1	158.8	155.9	32.0	-1.8
Non-investor owned utilities		4981-21541	12/90	105.6	108.0	107.6	.5	-4
East South Central		4981-216	12/90	113.8	114.6	110.4	-7.7	-3.7
Investor owned utilities		4981-21631	12/90	112.2	111.0	106.4	-9.5	-4.1
Non-investor owned utilities		4981-21641	12/90	117.6	123.6	120.9	-2.7	-2.2
West South Central		4981-217	12/90	100.5	99.1	94.8	-5.9	-4.3
Investor owned utilities		4981-21731	12/90	99.7	98.0	94.1	-6.5	-4.0
Non-investor owned utilities		4981-21741	12/90	107.7	109.2	100.8	-2	-7.7
Mountain		4981-218	12/90	115.5	116.0	115.6	2.4	-3
Investor owned utilities		4981-21831	12/90	116.4	117.1	116.6	2.6	-4
Non-investor owned utilities		4981-21841	12/90	101.4	100.9	100.9	-3	0
Pacific		4981-219	12/90	122.9	113.7	113.7	-3.2	0
Investor owned utilities		4981-21931	12/90	122.6	113.4	113.4	-3.2	0
Commercial		4981-22	12/90	104.5	111.1	109.2	.7	-1.7
New England		4981-221	12/90	95.4	116.7	116.7	-2.9	0
Investor owned utilities		4981-22131	12/90	95.3	117.0	116.9	-3.0	-1
Middle Atlantic		4981-222	12/90	110.9	115.7	115.1	-8	-5
Investor owned utilities		4981-22231	12/90	110.8	115.7	115.1	-8	-5
East North Central		4981-223	12/90	107.0	108.6	107.7	-1.3	-8
Investor owned utilities		4981-22331	12/90	106.9	108.5	107.0	-1.9	-1.4
West North Central		4981-224	12/90	103.5	105.5	102.0	-2.8	-3.3

See footnotes at end of table.

Table 5. Producer price indexes for the net output of selected industries and their products, not seasonally adjusted
—Continued

Industry and product ¹	Industry code	Product code	Index base	Index			Percent change to Feb. 1999 from —	
				Oct. 1998 ²	Jan. 1999 ²	Feb. 1999 ²	Feb. 1998	Jan. 1999
Electric power and natural gas utilities—Continued								
Investor owned utilities		4981-22431	12/90	104.1	105.8	102.1	-2.9	-3.5
Non-investor owned utilities		4981-22441	12/90	96.5	101.7	99.9	-.5	-1.8
South Atlantic		4981-225	12/90	113.6	129.5	126.3	10.7	-2.5
Investor owned utilities		4981-22531	12/90	114.7	131.9	128.4	11.7	-2.7
Non-investor owned utilities		4981-22541	12/90	100.4	101.8	101.4	-3.5	-.4
East South Central		4981-226	12/90	115.0	116.0	113.1	-8.9	-2.5
Investor owned utilities		4981-22631	12/90	113.5	111.7	108.1	-12.0	-3.2
Non-investor owned utilities		4981-22641	12/90	117.9	124.7	123.2	-2.8	-1.2
West South Central		4981-227	12/90	97.2	99.4	92.2	-4.1	-7.2
Investor owned utilities		4981-22731	12/90	96.3	98.5	91.5	-4.3	-7.1
Non-investor owned utilities		4981-22741	12/90	107.8	109.6	99.8	-.5	-8.9
Mountain		4981-228	12/90	116.7	117.0	116.5	3.6	-.4
Investor owned utilities		4981-22831	12/90	118.3	118.7	118.2	4.0	-.4
Non-investor owned utilities		4981-22841	12/90	98.5	97.9	97.9	-.3	0
Pacific		4981-229	12/90	84.5	98.6	98.2	7.9	-.4
Investor owned utilities		4981-22931	12/90	84.4	98.5	98.1	8.0	-.4
Industrial		4981-23	12/90	100.4	105.7	101.3	-6.4	-4.2
New England		4981-231	12/90	74.9	82.7	82.7	-3.9	0
Investor owned utilities		4981-23131	12/90	75.0	82.9	82.9	-3.8	0
Middle Atlantic		4981-232	12/90	110.1	113.8	113.3	-2.3	-.4
Investor owned utilities		4981-23231	12/90	110.3	114.1	113.6	-2.3	-.4
East North Central		4981-233	12/90	103.3	106.0	104.4	-2.0	-1.5
Investor owned utilities		4981-23331	12/90	103.2	106.0	104.4	-1.9	-1.5
West North Central		4981-234	12/90	91.8	96.2	87.3	-6.6	-9.3
Investor owned utilities		4981-23431	12/90	91.8	96.2	87.0	-6.9	-9.6
Non-investor owned utilities		4981-23441	12/90	90.1	94.7	93.0	-2.8	-1.8
South Atlantic		4981-235	12/90	104.3	113.8	110.9	-2.5	-2.5
Investor owned utilities		4981-23531	12/90	106.2	117.1	113.7	-2.2	-2.9
Non-investor owned utilities		4981-23541	12/90	92.8	93.9	93.8	-4.8	-.1
East South Central		4981-236	12/90	107.9	109.7	107.8	-3.7	-1.7
Investor owned utilities		4981-23631	12/90	104.1	105.3	103.6	-4.0	-1.6
Non-investor owned utilities		4981-23641	12/90	115.0	117.9	115.8	-2.9	-1.8
West South Central		4981-237	12/90	100.4	101.6	98.7	-15.4	-2.9
Investor owned utilities		4981-23731	12/90	100.4	101.5	98.7	-15.5	-2.8
Mountain		4981-238	12/90	116.2	115.8	115.7	10.0	-.1
Investor owned utilities		4981-23831	12/90	116.3	115.9	115.8	10.0	-.1
Non-investor owned utilities		4981-23841	12/90	99.9	99.9	(³)	(³)	(³)
Pacific		4981-239	12/90	89.1	109.4	91.3	-4.5	-16.5
Investor owned utilities		4981-23931	09/97	103.1	126.7	105.7	-4.6	-16.6
Electric utilities		4981-24	12/90	74.9	79.2	80.9	-9.0	2.1
East North Central		4981-243	12/90	97.2	105.7	100.7	3.2	-4.7
Investor owned utilities		4981-24331	12/90	96.6	106.0	100.9	4.2	-4.8
West North Central		4981-244	12/90	105.6	102.2	102.4	-5.0	.2
Investor owned utilities		4981-24431	12/90	123.0	118.0	117.9	-6.4	-.1
Non-investor owned utilities		4981-24441	12/90	80.0	78.8	79.5	-1.7	.9
Other ultimate consumers		4981-25	12/90	107.0	109.9	108.0	-3.7	-1.7
New England		4981-251	12/90	75.1	103.0	103.0	-10.4	0
Middle Atlantic		4981-252	12/90	120.9	118.9	117.8	-7.8	-.9
Investor owned utilities		4981-25231	12/90	120.9	118.9	117.8	-7.8	-.9
East North Central		4981-253	12/90	118.2	116.0	112.5	.4	-3.0
Investor owned utilities		4981-25331	12/90	118.2	116.1	112.5	.4	-3.1
West North Central		4981-254	12/90	113.9	115.5	111.9	-1.9	-3.1
Investor owned utilities		4981-25431	12/90	116.5	117.9	114.2	-1.7	-3.1
Non-investor owned utilities		4981-25441	12/90	95.4	98.0	94.6	-4.5	-3.5
South Atlantic		4981-255	12/90	116.5	121.7	121.9	-3.2	.2
Non-investor owned utilities		4981-25541	12/90	111.7	112.5	112.5	-1.1	0
East South Central		4981-256	12/90	116.3	118.4	113.0	-6.9	-4.6
Investor owned utilities		4981-25631	12/90	115.8	114.9	108.0	-7.5	-6.0
Non-investor owned utilities		4981-25641	12/90	116.9	129.0	128.7	-5.3	-.2
West South Central		4981-257	12/90	100.8	95.2	95.1	-6.2	-.1
Investor owned utilities		4981-25731	12/90	100.5	94.9	94.7	-6.3	-.2
Non-investor owned utilities		4981-25741	12/90	124.3	124.0	124.0	1.8	0
Mountain		4981-258	12/90	102.4	103.5	102.8	-.8	-.7
Investor owned utilities		4981-25831	12/90	114.8	116.7	(³)	(³)	(³)
Non-investor owned utilities		4981-25841	12/90	84.6	84.6	84.6	-4.4	0
Pacific		4981-259	12/90	72.7	87.7	85.3	-.1	-2.7
Investor owned utilities		4981-25931	12/90	72.6	87.6	85.2	-.2	-2.7
Delivered to ultimate consumers for the account of others								
(transportation only)		4981-26	12/90	101.9	102.8	103.0	-4.0	.2
Commercial consumer		4981-261	12/90	192.7	192.6	193.1	4.8	.3
Investor owned utilities		4981-26111	12/90	197.7	197.6	198.1	5.0	.3
Industrial consumer		4981-262	12/90	94.9	96.3	96.6	-3.8	.3
Investor owned utilities		4981-26211	12/90	94.6	96.1	96.4	-3.6	.3
Non-investor owned utilities		4981-26212	12/90	105.5	105.0	105.8	-9.0	.8
Electric utilities		4981-263	12/90	225.3	225.3	225.3	-6.5	0
Investor owned utilities		4981-26311	12/90	225.3	225.3	225.3	-6.5	0
Other consumers		4981-264	12/90	69.7	67.5	67.3	-7.2	-.3
Investor owned utilities		4981-26411	12/90	69.7	67.5	67.3	-7.2	-.3

See footnotes at end of table.

Table 5. Producer price indexes for the net output of selected industries and their products, not seasonally adjusted—Continued

Industry and product ¹	Industry code	Product code	Index base	Index			Percent change to Feb. 1999 from —	
				Oct. 1998 ²	Jan. 1999 ²	Feb. 1999 ²	Feb. 1998	Jan. 1999
Electric power and natural gas utilities—Continued								
Utility products and services, other than distribution and transportation		4981-3	12/90	127.0	127.1	127.1	0.2	0
Secondary products and miscellaneous receipts		4981-SM						
Miscellaneous receipts		4981-M	12/90	111.9	112.3	112.1	-.1	-.2
Scrap and waste materials	5093		12/86	114.2	109.6	114.1	-23.1	4.1
Primary products		5093-P	12/86	115.3	110.7	115.2	-23.1	4.1
Metal scrap		5093-A	12/86	127.2	122.6	125.9	-25.5	2.7
Ferrous scrap		5093-1	12/86	116.1	113.8	117.6	-33.2	3.3
Carbon steel scrap		5093-11	12/86	121.1	118.9	123.0	-33.5	3.4
Heavy melting scrap		5093-111	12/86	117.8	113.3	112.6	-36.3	-.6
South		5093-11115	12/86	136.4	130.8	132.3	-32.6	1.1
West		5093-11116	12/86	102.1	98.9	103.3	-37.3	4.4
Pennsylvania, Middle Atlantic, New England		5093-11117	06/96	65.1	66.3	53.6	-38.5	-19.2
North Central		5093-11118	06/96	64.5	60.9	62.7	-38.6	3.0
Bundles		5093-112	12/86	117.5	116.1	123.8	-32.2	6.6
South		5093-11215	12/86	154.6	152.6	158.9	-30.2	4.1
North Central		5093-11218	06/96	60.4	59.7	65.1	-33.9	9.0
Shredded scrap		5093-113	12/86	90.0	94.6	99.4	-26.2	5.1
South		5093-11315	12/86	116.1	115.7	122.0	-25.2	5.4
Pennsylvania, Middle Atlantic, New England		5093-11317	06/96	67.6	(³)	(³)	(³)	(³)
North Central		5093-11318	06/96	55.7	61.8	65.6	-29.5	6.1
Cut plate and structural scrap		5093-114	12/86	133.8	126.5	130.2	-25.9	2.9
South		5093-11415	12/86	120.4	114.4	120.2	-32.6	5.1
West		5093-11416	06/96	66.9	(³)	57.9	-43.0	(³)
North Central		5093-11418	06/96	83.7	78.8	81.5	-18.5	3.4
Other carbon steel scrap		5093-115	12/86	142.8	138.2	144.8	-44.0	4.8
North Central		5093-11518	06/96	60.6	57.7	61.9	-39.7	7.3
Stainless and alloy steel scrap		5093-12	12/86	93.3	91.4	93.5	-31.6	2.3
West		5093-12116	03/90	56.9	57.9	58.7	-15.9	1.4
Pennsylvania, Middle Atlantic, New England		5093-12117	06/96	64.7	59.4	57.5	-30.7	-3.2
Cast iron scrap		5093-13	12/86	112.7	107.6	110.9	-22.4	3.1
South		5093-13115	12/86	141.9	(³)	141.6	-27.6	(³)
North Central		5093-13118	06/96	74.3	69.1	73.5	-22.5	6.4
Nonferrous scrap		5093-2	12/86	139.1	131.8	134.5	-15.8	2.0
Aluminum scrap		5093-21	12/86	125.3	121.7	124.0	-21.0	1.9
Aluminum scrap - new		5093-211	12/86	126.2	121.5	123.8	-20.7	1.9
Solids and clippings		5093-21111	12/86	123.7	118.1	120.5	-18.9	2.0
Borings and turnings		5093-21112	06/96	71.6	72.7	72.9	-30.1	.3
Aluminum scrap - old		5093-212	12/86	120.1	117.7	120.1	-21.3	2.0
Used cans		5093-21211	12/86	128.0	122.9	123.8	-23.0	.7
Other old scrap		5093-21212	12/86	105.5	107.4	111.9	-18.4	4.2
Copper and brass scrap		5093-22	12/86	119.0	102.9	100.0	-22.5	-2.8
No. 1 heavy wire		5093-221	12/86	104.6	93.5	94.0	-13.8	.5
No. 2 wire, mixed		5093-222	12/86	122.8	106.2	105.3	-16.9	-.8
Yellow brass		5093-223	12/86	127.7	111.6	109.7	-22.8	-1.7
Other copper and brass scrap		5093-224	12/86	111.5	(³)	(³)	(³)	(³)
Lead scrap		5093-23	12/86	103.3	(³)	(³)	(³)	(³)
Other nonferrous scrap		5093-26	12/86	156.9	121.2	147.2	-16.6	21.5
Recovered paper		5093-B	12/86	73.9	68.6	77.7	-15.1	13.3
Corrugated		5093-51	12/86	53.9	49.5	60.5	-37.6	22.2
Northeast		5093-511	12/86	21.9	21.3	27.1	-31.9	27.2
North Central		5093-512	12/86	91.9	76.7	90.1	-49.3	17.5
South		5093-513	12/86	73.9	67.8	81.5	-39.8	20.2
West		5093-514	12/86	42.6	39.6	49.7	-32.4	25.5
News		5093-52	12/86	61.8	57.9	65.9	32.1	13.8
Northeast		5093-521	12/86	66.9	62.5	76.2	46.5	21.9
North central		5093-522	12/86	27.7	25.2	30.6	20.9	21.4
South		5093-523	12/86	90.9	88.0	89.3	6.7	1.5
West		5093-524	12/86	102.5	96.1	107.3	33.0	11.7
Mixed papers		5093-53	12/86	176.0	158.8	193.1	37.2	21.6
Northeast		5093-531	12/86	355.5	319.9	390.9	39.5	22.2
North central		5093-532	12/86	56.0	47.9	62.9	26.3	31.3
South		5093-533	12/86	156.4	148.2	150.2	-1.1	1.3
West		5093-534	12/86	101.1	103.4	113.1	14.7	9.4
High grades: pulp substitutes and deinking		5093-54	12/86	79.8	77.4	80.7	-15.6	4.3
Northeast		5093-541	12/86	36.9	39.1	39.9	-9.1	2.0
North central		5093-542	12/86	97.0	93.2	96.7	-18.6	3.8
South		5093-543	12/86	104.2	100.9	103.1	-8.1	2.2
West		5093-544	12/86	161.1	147.6	164.8	-13.6	11.7
Waste paper exports		5093-55	12/86	84.6	71.4	88.6	-7.4	24.1
Waste materials other than metal and paper		5093-C	12/86	113.2	112.6	110.5	-9.3	-1.9
Waste rags and textile waste		5093-6	12/86	107.6	106.4	104.6	-13.1	-1.7
Wiping cloths		5093-7	12/86	90.3	90.3	90.3	0	0
Other waste materials, incl. glass, plastic, oil		5093-8	12/86	138.3	138.1	134.1	-9.1	-2.9
Other waste materials and scrap		5093-811	12/86	128.3	137.3	125.3	-2.7	-8.7
Plastics		5093-821	06/96	84.0	77.1	76.8	-23.0	-.4
Glass		5093-831	06/96	125.6	125.6	125.8	-2.6	.2
Other receipts		5093-SM	12/86	122.0	118.8	119.7	-8.8	.8

See footnotes at end of table.

Table 5. Producer price indexes for the net output of selected industries and their products, not seasonally adjusted
—Continued

Industry and product ¹	Industry code	Product code	Index base	Index			Percent change to Feb. 1999 from —	
				Oct. 1998 ²	Jan. 1999 ²	Feb. 1999 ²	Feb. 1998	Jan. 1999
Life insurance carriers	631		12/98	(9)	100.2	100.7	(9)	0.5
Life insurance carriers	6311		12/98	(9)	100.2	100.7	(9)	.5
Primary services			12/98	(9)	100.2	100.7	(9)	.5
Life insurance policies		6311-P	12/98	(9)	100.3	100.0	(9)	-.3
Individual life insurance policies		6311-101	12/98	(9)	100.1	99.7	(9)	-.4
Term life insurance policies		6311-10101	12/98	(9)	100.0	99.1	(9)	-.9
Whole life insurance policies		6311-10102	12/98	(9)	100.0	99.7	(9)	-.3
Universal life insurance policies		6311-10103	12/98	(9)	100.1	100.0	(9)	-.1
Other individual life insurance policies		6311-10104	12/98	(9)	100.0	101.4	(9)	1.4
Group life insurance policies		6311-102	12/98	(9)	100.5	100.4	(9)	-.1
Annuities		6311-2	12/98	(9)	100.2	103.2	(9)	3.0
Variable deferred annuities		6311-201	12/98	(9)	100.3	100.8	(9)	.5
Fixed-rate deferred annuities		6311-202	12/98	(9)	100.1	104.8	(9)	4.7
Immediate annuities		6311-203	12/98	(9)	100.3	104.1	(9)	3.8
Property and casualty insurance	633		12/98	(9)	100.1	100.2	(9)	.1
Property and casualty insurance	6331		06/98	99.9	100.2	100.3	(9)	.1
Primary services		6331-P	06/98	99.9	100.2	100.3	(9)	.1
Private passenger auto insurance		6331-1	06/98	99.7	100.4	100.7	(9)	.3
Private passenger auto insurance, California		6331-101	06/98	100.6	101.7	102.1	(9)	.4
Private passenger auto insurance, New York		6331-102	06/98	99.9	100.6	100.1	(9)	-.5
Private passenger auto insurance, Texas		6331-103	06/98	99.3	98.5	98.3	(9)	-.2
Private passenger auto insurance, Florida		6331-104	06/98	99.2	102.3	102.8	(9)	.5
Private passenger auto insurance, Pennsylvania		6331-105	06/98	98.4	101.8	102.0	(9)	.2
Private passenger auto insurance, Illinois		6331-106	06/98	98.3	99.3	99.4	(9)	.1
Private passenger auto insurance, Ohio		6331-107	06/98	99.5	99.4	99.5	(9)	.1
Private passenger auto insurance, Michigan		6331-108	06/98	99.3	99.2	99.3	(9)	.1
Private passenger auto insurance, New Jersey		6331-109	06/98	101.2	101.6	102.9	(9)	1.3
Private passenger auto insurance, North Carolina		6331-111	06/98	100.8	100.9	100.8	(9)	-.1
Private passenger auto insurance, all other areas		6331-112	06/98	99.6	100.1	100.6	(9)	.5
Homeowner's insurance		6331-2	06/98	101.1	101.6	101.8	(9)	.2
Homeowner's insurance, California		6331-201	06/98	100.9	100.9	100.9	(9)	0
Homeowner's insurance, New York		6331-202	06/98	100.0	100.2	100.4	(9)	.2
Homeowner's insurance, Texas		6331-203	06/98	104.0	105.6	104.0	(9)	-1.5
Homeowner's insurance, Florida		6331-204	06/98	99.5	99.5	99.6	(9)	.1
Homeowner's insurance, Pennsylvania		6331-205	06/98	100.5	100.6	100.6	(9)	0
Homeowner's insurance, all other areas		6331-206	06/98	101.1	101.6	102.2	(9)	.6
Commercial auto insurance		6331-3	06/98	100.2	100.5	100.5	(9)	0
Non-auto liability insurance		6331-4	06/98	99.9	99.9	99.8	(9)	-.1
Product liability insurance		6331-401	06/98	98.6	98.7	98.7	(9)	0
Medical malpractice insurance		6331-402	06/98	100.5	100.6	100.6	(9)	0
Other non-auto liability insurance		6331-403	06/98	99.8	99.8	99.8	(9)	0
Commercial multiple peril insurance		6331-5	06/98	99.5	100.0	99.9	(9)	-.1
Worker's compensation insurance		6331-6	06/98	98.9	98.8	98.7	(9)	-.1
Inland marine insurance		6331-7	06/98	99.7	99.6	99.6	(9)	0
Surety and financial guaranty insurance		6331-8	06/98	100.0	99.7	99.7	(9)	0
Fidelity insurance		6331-9	06/98	100.3	100.2	100.2	(9)	0
Other property and casualty insurance		6331-A	06/98	100.5	100.1	100.2	(9)	.1
Operators and lessors of nonresidential buildings	6512		12/95	103.7	103.1	104.2	0.5	1.1
Primary services		6512-P	12/95	103.7	103.1	104.2	.5	1.1
Operators and lessors of retail property		6512-1	12/95	107.9	104.9	106.9	.2	1.9
Shopping centers over 400,000 square feet		6512-101	12/95	111.3	100.3	(9)	(9)	(9)
Enclosed shopping centers over 400,000 square feet		6512-10101	12/95	111.6	99.0	(9)	(9)	(9)
Open shopping centers over 400,000 square feet		6512-10102	12/95	109.3	112.3	(9)	(9)	(9)
Shopping centers under 400,000 square feet		6512-102	12/95	106.8	106.8	106.9	1.2	.1
Enclosed shopping centers under 400,000 square feet		6512-10201	12/95	103.4	103.5	103.4	-1.2	-.1
Open shopping centers under 400,000 square feet		6512-10202	12/95	107.2	107.2	107.3	1.5	.1
Other retail property		6512-103	12/95	106.1	103.8	103.5	-.4	-.3
Operators and lessors of office property		6512-2	12/95	102.9	105.0	106.0	3.4	1.0
Operators and lessors of industrial property		6512-3	12/95	101.8	101.0	101.6	3.1	.6
Operators and lessors of auditoriums and theaters		6512-4	12/95	101.0	81.5	81.5	-30.6	0
Operators and lessors of piers and docks		6512-5	12/95	97.0	97.2	97.2	2.0	0
Operators and lessors of other nonresidential property		6512-6	12/95	93.2	93.2	92.8	-.1	-.4
Other receipts		6512-SM	12/95	116.5	(9)	(9)	(9)	(9)
Real estate agents and managers	653		12/96	104.3	104.1	104.0	2.0	-.1
Real estate agents and managers	6531		12/95	103.8	103.6	103.5	2.0	-.1
Primary services		6531-P	12/95	103.8	103.6	103.5	2.0	-.1
Real estate brokerage		6531-1	12/95	104.5	104.5	104.6	1.9	.1
Real estate brokerage, residential sales		6531-11	12/95	104.2	104.1	104.3	2.5	.2
Real estate brokerage, sales of residential units		6531-111	12/95	104.1	104.1	104.2	2.3	.1
Residential sales, northeast region		6531-1111	12/95	99.4	98.3	98.5	-.5	-.2
Residential sales, Boston-Brockton-Nashua CMSA		6531-11111	12/95	(9)	(9)	(9)	(9)	(9)
Residential sales, New York-No.NJ-Long Island CMSA		6531-11112	12/95	111.4	112.0	113.9	7.5	1.7
Residential sales, Philadelphia-Wilmington-Atlantic City CMSA		6531-11113	12/95	(9)	(9)	(9)	(9)	(9)

See footnotes at end of table.

Table 5. Producer price indexes for the net output of selected industries and their products, not seasonally adjusted
—Continued

Industry and product ¹	Industry code	Product code	Index base	Index			Percent change to Feb. 1999 from —	
				Oct. 1998 ²	Jan. 1999 ²	Feb. 1999 ²	Feb. 1998	Jan. 1999
Real estate agents and managers—Continued								
Residential sales, other northeast region areas		6531-11114	12/95	97.9	96.2	(³)	(³)	(³)
Residential sales, midwest region		6531-1112	12/95	109.2	109.3	109.4	1.0	0.1
Residential sales, Chicago-Gary-Kenosha CMSA		6531-11121	12/95	102.3	102.3	102.7	1.2	.4
Residential sales, Detroit-Ann Arbor-Flint CMSA		6531-11122	12/95	111.9	111.9	111.9	4.7	0
Residential sales, other midwest region areas		6531-11123	12/95	109.9	110.1	110.0	.6	-.1
Residential sales, south region		6531-1113	12/95	107.4	107.6	107.6	2.8	0
Residential sales, Washington-Baltimore CMSA		6531-11131	12/95	101.5	101.6	101.6	.5	0
Residential sales, Atlanta MSA		6531-11132	12/95	107.6	(³)	108.3	2.2	(³)
Residential sales, Dallas-Fort Worth CMSA		6531-11133	12/95	(³)	(³)	(³)	(³)	(³)
Residential sales, Houston-Galveston-Brazoria CMSA		6531-11134	12/95	(³)	(³)	105.9	.2	(³)
Residential sales, other south region areas		6531-11135	12/95	108.3	108.5	108.4	3.2	-.1
Residential sales, west region		6531-1114	12/95	100.4	100.8	101.0	4.6	.2
Residential sales, Denver-Boulder-Greeley CMSA		6531-11141	12/95	116.4	116.4	116.4	3.8	0
Residential sales, Los Angeles-Riverside-Orange County CMSA		6531-11142	12/95	109.0	110.2	111.9	10.9	1.5
Residential sales, San Francisco-Oakland-San Jose CMSA		6531-11143	12/95	130.1	(³)	130.6	7.9	(³)
Residential sales, other west region areas		6531-11144	12/95	96.3	96.5	96.6	3.4	.1
Real estate brokerage, sales of residential land		6531-112	12/95	105.0	104.0	104.9	5.1	.9
Real estate brokerage, residential leasing		6531-12	12/95	(³)	109.6	109.6	-1.3	0
Real estate brokerage, commercial sales		6531-13	12/95	105.7	105.9	105.7	.1	-.2
Commercial sales, office property		6531-131	12/95	107.1	(³)	107.1	-.3	(³)
Commercial sales, retail property		6531-132	12/95	108.3	108.3	108.3	3.2	0
Commercial sales, industrial property		6531-133	12/95	102.2	102.4	102.4	.5	0
Commercial sales, residential property with five or more units		6531-134	12/95	(³)	(³)	(³)	(³)	(³)
Commercial sales, farms and land		6531-135	12/95	104.7	104.7	104.7	1.1	0
Real estate brokerage, commercial leasing		6531-14	12/95	105.7	105.7	105.9	.5	.2
Commercial leasing, office property		6531-141	12/95	104.4	104.4	104.4	0	0
Commercial leasing, retail property		6531-142	12/95	(³)	(³)	(³)	(³)	(³)
Commercial leasing, industrial property		6531-143	12/95	108.8	(³)	110.4	3.3	(³)
Property management		6531-2	12/95	103.5	102.7	101.9	1.5	-.8
Residential property management		6531-21	12/95	102.6	104.1	103.2	4.0	-.9
Residential property management, apartment buildings		6531-211	12/95	101.9	102.2	101.9	3.0	-.3
Residential property management, other property		6531-212	12/95	103.4	106.2	104.6	4.9	-1.5
Nonresidential property management		6531-22	12/95	105.7	99.1	98.6	-4.7	-.5
Nonresidential property management, office property		6531-221	12/95	107.4	96.5	96.2	-7.1	-.3
Nonresidential property management, retail property		6531-222	12/95	101.2	102.7	101.1	-1.5	-1.6
Nonresidential property management, industrial property		6531-223	12/95	104.8	104.9	(³)	(³)	(³)
Nonresidential property management, other property		6531-224	12/95	102.5	102.5	102.5	.2	0
Real estate appraising		6531-3	12/95	102.1	105.1	107.9	7.6	2.7
Residential real estate appraising		6531-301	12/95	101.7	104.4	107.6	7.2	3.1
Commercial real estate appraising		6531-302	12/95	105.3	111.4	111.3	12.0	-.1
Other real estate appraising, including land		6531-303	12/95	105.5	105.5	105.5	1.8	0
Real estate consulting		6531-4	12/95	98.8	98.8	(³)	(³)	(³)
Other receipts		6531-SM	12/95	128.3	(³)	(³)	(³)	(³)
Hotels and motels	701		12/96	109.8	110.4	110.9	4.4	.5
Hotels and motels	7011		06/93	121.8	122.4	123.0	4.5	.5
Primary services		7011-P	06/93	121.7	122.3	122.9	4.6	.5
Guestroom rental		7011-1	06/93	126.8	127.0	127.7	5.1	.6
Limited service hotels and motels		7011-101	06/93	114.3	115.1	119.4	4.5	3.7
Full service hotels and motels		7011-102	06/93	126.5	128.8	128.9	4.7	.1
Luxury and resort hotels, excluding casino hotels		7011-103	06/93	133.2	129.3	129.7	5.9	.3
Other guestroom rental, including casino hotels		7011-104	06/93	119.7	124.5	124.5	5.1	0
Food and beverages		7011-2	06/93	119.0	120.1	120.8	3.8	.6
Food and nonalcoholic beverages		7011-201	06/93	120.9	122.1	122.9	4.2	.7
Alcoholic beverages		7011-202	06/93	113.4	114.1	114.5	2.2	.4
Other guest services		7011-3	06/93	106.9	108.0	107.9	3.7	-.1
Other guest services		7011-301	06/93	126.4	123.7	125.9	3.1	1.8
Casino gaming receipts		7011-302	06/93	95.2	98.6	97.1	4.2	-1.5
Other receipts		7011-SM	06/93	128.3	128.8	135.1	-4.3	4.9
Advertising agencies	7311		06/95	105.5	106.7	106.8	1.6	.1
Primary services		7311-P	06/95	105.4	106.6	106.3	1.2	-.3
Ad creation, billed separately		7311-1	06/95	104.8	105.4	105.3	.1	-.1
Media placement, incl. ad creation not billed separately		7311-2	06/95	106.4	108.5	107.7	2.8	-.7
Newspapers		7311-201	06/95	123.2	123.8	123.7	2.3	-.1
Periodicals		7311-202	06/95	111.3	121.0	118.0	6.0	-2.5
Television		7311-203	06/95	101.4	101.4	101.4	2.2	0
Radio		7311-204	06/95	108.8	(³)	(³)	(³)	(³)
Other receipts		7311-SM	06/95	107.1	107.1	116.1	8.4	8.4
Building cleaning and maintenance services, N.E.C.	7349		12/94	105.9	106.5	106.6	1.2	.1
Primary services		7349-P	12/94	106.0	106.6	106.7	1.2	.1
Janitorial/custodial services		7349-1	12/94	105.7	106.3	106.6	1.4	.3
Other building cleaning and maintenance services		7349-2	12/94	107.4	107.7	107.4	.8	-.3
Other receipts		7349-SM	12/94	104.7	104.7	104.7	1.5	0
Personnel supply services	736		12/96	103.9	104.2	104.1	1.5	-.1

See footnotes at end of table.

Table 5. Producer price indexes for the net output of selected industries and their products, not seasonally adjusted
—Continued

Industry and product ¹	Industry code	Product code	Index base	Index			Percent change to Feb. 1999 from —	
				Oct. 1998 ²	Jan. 1999 ²	Feb. 1999 ²	Feb. 1998	Jan. 1999
Employment agencies	7361		06/94	108.1	108.1	108.1	3.0	0
Primary services		7361-P	06/94	106.7	106.7	106.7	1.7	0
Professional/managerial occupations		7361-2	06/94	103.5	103.5	103.5	1.1	0
Accounting/finance/banking		7361-211	06/94	104.8	104.8	104.8	3.6	0
Engineering/scientific		7361-212	06/94	105.1	105.1	105.1	.4	0
Sales/marketing		7361-216	06/94	107.7	107.7	107.7	.3	0
Other professional/managerial occupations		7361-217	06/94	98.3	98.3	98.3	0	0
Other receipts		7361-SM	06/94	120.1	120.1	120.1	13.0	0
Help supply services	7363		06/94	109.8	110.2	110.0	1.3	-.2
Primary services		7363-P	06/94	109.7	110.0	109.9	1.3	-.1
Temporary help supply services		7363-1	06/94	109.3	109.7	109.6	1.0	-.1
Office and clerical occupations		7363-101	06/94	110.5	110.8	110.7	1.2	-.1
Light and heavy industrial occupations		7363-102	06/94	109.6	109.8	110.0	.7	.2
Technical and professional occupations		7363-103	06/94	104.1	105.9	104.8	1.1	-1.0
Medical personnel occupations		7363-104	06/94	107.9	107.9	107.9	.4	0
Other help supply services		7363-105	06/94	103.1	104.5	103.2	1.2	-1.2
Employee leasing services		7363-2	06/94	109.2	109.2	109.2	1.1	0
Other help supply services, except temporary		7363-3	06/94	122.1	(³)	(³)	(³)	(³)
Other receipts		7363-SM	06/94	121.8	121.8	121.8	1.2	0
Prepackaged software	7372		12/97	101.7	102.2	101.6	1.2	-.6
Primary services		7372-P	12/97	101.7	102.1	101.6	1.2	-.5
Applications software		7372-2	12/97	100.2	100.8	99.4	.3	-1.4
Applications software sold separately (non-suite)		7372-201	12/97	99.9	100.8	98.7	.2	-2.1
Applications software sold as a suite		7372-202	12/97	100.8	100.9	100.9	.5	0
Computer games and other prepackaged software		7372-3	12/97	103.3	103.3	103.3	3.3	0
Maintenance, documentation, training, and other software services		7372-4	12/97	104.5	104.7	104.9	.4	.2
Other receipts		7372-SM	12/97	102.1	103.6	102.9	3.0	-.7
Truck rental and leasing	7513		06/91	104.5	104.4	103.2	-1.9	-1.1
Primary services		7513-P	06/91	104.8	104.7	103.3	-2.1	-1.3
Truck and utility trailer rental		7513-1	06/91	98.1	97.9	94.8	-5.6	-3.2
Truck, truck tractor and truck trailer leasing		7513-2	06/91	108.1	108.2	108.3	1.4	.1
Truck leasing		7513-211	06/91	114.1	114.2	114.4	1.4	.2
Truck tractor leasing		7513-212	06/91	(³)	106.0	106.0	(³)	0
Truck trailer leasing		7513-213	06/91	97.9	98.3	98.2	2.1	-.1
Recreational vehicle rental		7513-3	12/98	(³)	100.1	(³)	(³)	(³)
Other receipts		7513-SM	06/91	102.2	101.7	101.4	(³)	-3
Passenger car rental	7514		12/91	135.2	126.2	126.1	-4.9	-.1
Primary services		7514-P	12/91	136.1	126.7	126.7	-5.1	0
Car rental, standard		7514-2	12/91	135.5	125.3	125.3	-5.6	0
Business travel		7514-211	12/98	(³)	100.1	100.1	(³)	0
Leisure travel		7514-221	12/98	(³)	100.0	99.9	(³)	-.1
Car rental, replacement		7514-3	12/91	141.8	140.9	140.9	.9	0
Other receipts		7514-SM	12/91	(³)	112.6	112.6	(³)	0
Health services	80		12/94	108.3	108.9	109.2	2.0	.3
Offices and clinics of doctors of medicine	801		12/96	103.7	104.6	105.1	2.4	.5
Offices and clinics of doctors of medicine	8011		12/93	111.9	112.9	113.4	2.4	.4
Primary services		8011-P	12/93	111.9	112.8	113.4	2.4	.5
Medicare treatments		8011-1						
Medicare treatments		8011-101	12/93	110.5	113.2	113.2	2.4	0
Non-Medicare treatments		8011-3	12/93	112.1	112.6	113.3	2.4	.6
One and two physician practices and single specialty group practices		8011-31	12/93	111.7	112.2	112.8	2.3	.5
General/family practice		8011-311	12/93	114.8	114.8	116.6	3.4	1.6
Internal medicine		8011-312	12/93	112.7	112.8	112.7	.8	-.1
General surgery and other surgical specialties		8011-313	12/93	106.4	108.4	108.2	2.3	-.2
Pediatrics		8011-314	12/93	127.9	129.8	130.3	5.2	.4
Radiology		8011-316	12/93	102.9	102.9	102.9	4.8	.0
Psychiatry		8011-317	12/93	106.8	106.4	106.4	-.4	0
Other specialty		8011-319	12/93	109.9	107.8	108.1	-.7	.3
Multispecialty group practices		8011-33						
Multispecialty group practices		8011-331	12/93	113.8	114.1	115.6	3.6	1.3
Skilled and intermediate care facilities	8053		12/94	121.4	122.4	122.5	3.9	.1
Primary services		8053-P	12/94	121.6	122.7	122.7	3.9	0
Public Payors		8053-1						
Public Payors		8053-101	12/94	122.6	123.0	123.1	3.9	.1
Private Payors		8053-3						
Private Payors		8053-301	12/94	120.2	122.3	122.2	3.8	-.1
Other receipts		8053-SM	12/94	111.5	113.1	113.1	4.1	0
Hospitals	806		12/92	114.9	115.4	115.6	1.5	.2
General medical and surgical hospitals	8062		12/92	115.1	115.6	115.7	1.5	.1

See footnotes at end of table.

Table 5. Producer price indexes for the net output of selected industries and their products, not seasonally adjusted
—Continued

Industry and product ¹	Industry code	Product code	Index base	Index			Percent change to Feb. 1999 from —	
				Oct. 1998 ²	Jan. 1999 ²	Feb. 1999 ²	Feb. 1998	Jan. 1999
General medical and surgical hospitals—Continued								
Primary services		8062-P	12/92	115.2	115.8	115.9	1.5	0.1
Inpatient treatments		8062-1	12/92	114.1	114.7	114.8	1.5	.1
Medicare patients		8062-131	12/92	108.4	108.4	108.4	.4	0
All medical diagnosis related groups		8062-13101	12/92	107.3	107.3	107.3	.3	0
All surgical diagnosis related groups		8062-13103	12/92	109.8	109.8	109.8	.6	0
Medicaid patients		8062-151	12/92	109.1	108.9	109.1	-1.3	.2
All other patients		8062-171	12/92	118.9	120.0	120.1	2.8	.1
Diseases and disorders of the nervous system		8062-17101	12/92	110.1	110.3	110.6	2.1	.3
Diseases and disorders of the eye		8062-17102	12/92	101.6	126.4	125.0	13.2	-1.1
Diseases and disorders of the ear, nose, mouth, and throat		8062-17103	12/92	116.3	117.2	116.7	1.6	-.4
Diseases and disorders of the respiratory system		8062-17104	12/92	122.7	123.4	123.7	3.9	.2
Diseases and disorders of the circulatory system		8062-17105	12/92	119.4	121.9	121.5	2.4	-.3
Diseases and disorders of the digestive system		8062-17106	12/92	120.5	121.6	121.5	3.5	-.1
Diseases and disorders of the hepatobiliary system and pancreas ..		8062-17107	12/92	129.7	132.3	132.4	2.6	.1
Diseases and disorders of the musculoskeletal system and connective tissue		8062-17108	12/92	117.0	117.1	117.7	3.4	.5
Diseases and disorders of the skin, subcutaneous tissue and breast		8062-17109	12/92	117.4	119.0	118.9	4.4	-.1
Endocrine, nutritional, and metabolic diseases and disorders		8062-17111	12/92	119.5	122.8	123.0	-6	.2
Diseases and disorders of the kidney and urinary tract		8062-17112	12/92	121.7	122.6	122.9	1.7	.2
Diseases and disorders of the male reproductive system		8062-17113	12/92	110.7	110.7	110.7	.6	0
Diseases and disorders of the female reproductive system		8062-17114	12/92	113.3	111.1	111.6	1.7	.5
Pregnancy, childbirth, and puerperium		8062-17115	12/92	120.6	120.5	121.1	3.9	.5
Newborns and other neonates with conditions originating in the perinatal period		8062-17116	12/92	120.2	120.8	121.7	1.8	.7
Diseases and disorders of the blood and blood forming organs and immunological disorders		8062-17117	12/92	136.2	141.7	140.6	4.8	-8
Myeloproliferative diseases and disorders, and poorly differentiated neoplasms		8062-17118	12/92	120.5	120.5	120.5	2.8	0
Infectious and parasitic diseases (systemic or unspecified sites)		8062-17119	12/92	111.1	111.3	111.3	.2	0
Mental diseases and disorders		8062-17121	12/92	121.1	122.0	122.0	4.9	0
Alcohol/drug use and alcohol/drug induced organic mental disorders		8062-17122	12/92	127.0	130.0	128.9	4.5	-8
Injuries, poisonings and toxic effect of drugs		8062-17123	12/92	113.2	113.4	114.2	4.2	.7
Burns		8062-17124	12/92	108.4	108.4	108.4	2.2	0
Factors influencing health status and other contacts with health services		8062-17125	12/92	112.3	112.4	113.6	2.9	1.1
Outpatient treatments		8062-3	12/92	119.2	119.7	119.8	1.5	-.1
Medicare patients		8062-311	12/92	120.2	121.3	121.5	3.7	.2
Medicaid patients		8062-331	12/92	107.8	107.8	107.8	2.5	0
All other patients		8062-351	12/92	120.1	120.5	120.6	1.1	.1
Other receipts		8062-SM	12/92	110.0	110.0	110.3	2.0	.3
Psychiatric hospitals	8063		12/92	108.7	108.9	108.9	.6	0
Primary services		8063-P	12/92	108.7	108.9	108.9	.6	0
Inpatient treatments		8063-1	12/92	107.6	107.9	107.9	.7	0
Medicare patients		8063-101	12/92	119.2	119.2	119.2	-1.4	0
Non-medicare patients		8063-103	12/92	106.2	106.5	106.5	1.1	0
State and county hospitals		8063-10301	12/92	91.5	91.5	91.5	3.9	0
Private hospitals		8063-10303	12/92	111.1	111.5	111.5	.4	0
Outpatient treatments		8063-2	12/92	122.2	122.2	122.2	0	0
Other receipts		8063-SM	12/92	109.7	109.7	109.7	0	0
Specialty hospitals, except psychiatric	8069		12/92	117.7	118.5	118.8	1.9	.3
Primary services		8069-P	12/92	117.9	117.9	119.0	1.9	.3
Inpatient treatments		8069-1	12/92	115.6	116.2	116.6	2.0	.3
Rehabilitation hospitals		8069-101	12/92	106.7	107.7	107.7	-5	0
Children's hospitals		8069-104	12/92	114.8	114.8	115.8	2.5	.9
Alcoholism and other chemical dependency hospitals		8069-107	12/92	121.9	121.9	121.9	.1	0
Other specialty hospitals, except psychiatric		8069-108	12/92	121.6	122.5	122.5	3.1	.0
Outpatient treatments		8069-3	12/92	126.0	127.8	127.8	1.7	0
Other receipts		8069-SM	12/92	111.2	111.2	111.2	3.0	0
Medical laboratories	8071		06/94	106.4	106.2	106.1	-.1	-.1
Primary services		8071-P	06/94	106.7	106.6	106.5	0	-.1
Independent clinical lab services		8071-2	06/94	106.8	106.6	106.5	-.1	-.1
Diagnostic imaging services		8071-4	06/94	102.3	102.2	102.0	-.1	-.2
Home health care services	808		12/96	106.3	105.2	105.7	0	.5
Home health care services	8082		12/96	106.3	105.2	105.7	0	.5
Primary services		8082-P	12/96	103.3	102.0	102.6	-.3	.6
Medicare payors		8082-1	12/96	104.1	101.1	102.2	-1.0	1.1
Skilled nurse		8082-101	12/96	105.8	103.8	104.5	-.3	.7
Home health aide		8082-102	12/96	102.3	97.0	98.9	-2.6	2.0
Other provider		8082-103	12/96	102.6	101.8	102.3	.8	.5
Non-Medicare payors		8082-2	12/96	102.7	102.7	102.9	.2	.2
Skilled nurse		8082-201	12/96	102.5	102.4	102.6	-.2	.2
Home health aide		8082-202	12/96	104.7	104.8	105.1	1.2	.3
Other provider		8082-203	12/96	99.6	99.7	99.8	-.1	.1
Other receipts		8082-SM	12/96	165.2	165.2	165.2	3.4	0

See footnotes at end of table.

Table 5. Producer price indexes for the net output of selected industries and their products, not seasonally adjusted—Continued

Industry and product ¹	Industry code	Product code	Index base	Index			Percent change to Feb. 1999 from —	
				Oct. 1998 ²	Jan. 1999 ²	Feb. 1999 ²	Feb. 1998	Jan. 1999
Legal services	81		12/96	106.5	107.2	107.6	1.9	0.4
Legal services	811		12/96	106.5	107.2	107.6	1.9	.4
Legal services	8111		12/96	106.5	107.2	107.6	1.9	.4
Primary services		8111-P	12/96	106.5	107.2	107.6	1.9	.4
Corporate		8111-1	12/96	109.3	110.4	111.1	3.7	.6
Real estate		8111-2	12/96	107.3	108.0	108.0	.9	0
Civil negligence		8111-3	12/96	102.7	103.6	104.5	2.2	.9
Defendant		8111-301	12/96	105.7	108.1	109.6	4.5	1.4
Plaintiff		8111-302	12/96	99.3	98.4	98.7	-.5	.3
Banking and commercial		8111-4	12/96	107.3	107.6	108.3	1.1	.7
Insurance		8111-5	12/96	106.0	106.0	106.2	2.5	.2
Wills, estate planning, and probate		8111-6	12/96	114.6	115.7	115.7	4.0	0
Other legal services		8111-7	12/96	105.9	106.6	106.7	1.1	.1
Engineering, architectural, and surveying services	871		12/96	106.1	106.9	107.8	3.7	.8
Engineering design, analysis, and consulting services	8711		12/96	106.1	106.8	107.4	3.4	.6
Primary services		8711-P	12/96	105.9	106.7	107.3	3.4	.6
Building-related engineering		8711-1	12/96	106.1	106.2	107.5	4.2	1.2
Nonbuilding-related engineering		8711-2	12/96	105.8	107.0	107.2	3.0	.2
Other receipts		8711-SM	12/96	107.4	107.8	107.8	2.7	0
Architectural design, analysis, and consulting services	8712		12/96	106.3	107.3	109.9	5.0	2.4
Primary services		8712-P	12/96	105.7	106.7	109.4	4.8	2.5
Residential dwelling architecture		8712-1	12/96	107.6	111.7	112.2	5.3	.4
Commercial building architecture		8712-2	12/96	105.2	106.0	111.0	6.4	4.7
Public and institutional facility architecture		8712-3	12/96	105.6	105.8	106.3	2.8	.5
Other architectural services		8712-4	12/96	105.7	105.8	107.5	2.9	1.6
Accounting, auditing, and bookkeeping services	872		12/96	104.7	105.9	106.5	3.5	.6
Accounting, auditing, and bookkeeping services	8721		06/95	109.0	110.2	110.9	3.5	.6
Primary services		8721-P	06/95	109.0	110.3	111.1	3.7	.7
Single service transactions		8721-1	06/95	110.2	111.8	112.4	4.1	.5
Bookkeeping		8721-101	06/95	108.8	109.2	109.7	.7	.5
Compilation and review		8721-102	06/95	106.1	110.5	111.7	6.6	1.1
Auditing		8721-103	06/95	116.0	117.4	117.3	6.1	-.1
Tax preparation and planning		8721-104	06/95	109.2	109.4	110.1	2.1	.6
Multiple services transactions		8721-2	06/95	107.8	108.9	109.8	3.4	.8
Other receipts		8721-SM	06/95	109.4	109.4	109.4	1.4	0
Special indexes								
Premium for property and casualty insurance ⁵	9331		06/98	99.9	100.1	100.2	(³)	.1
Primary services		9331-P	06/98	99.9	100.1	100.2	(³)	.1
Premiums for private passenger auto insurance		9331-1	06/98	99.7	100.0	100.2	(³)	.2
Premiums for private passenger auto insurance, California		9331-101	06/98	101.2	101.0	101.7	(³)	.7
Premiums for private passenger auto insurance, New York		9331-102	06/98	99.7	100.3	99.2	(³)	-1.1
Premiums for private passenger auto insurance, Texas		9331-103	06/98	99.3	98.1	98.0	(³)	-.1
Premiums for private passenger auto insurance, Florida		9331-104	06/98	99.2	99.7	100.2	(³)	.5
Premiums for private passenger auto insurance, Pennsylvania		9331-105	06/98	98.4	101.3	101.0	(³)	-.3
Premiums for private passenger auto insurance, Illinois		9331-106	06/98	98.3	98.1	98.2	(³)	.1
Premiums for private passenger auto insurance, Ohio		9331-107	06/98	99.5	99.4	99.6	(³)	.2
Premiums for private passenger auto insurance, Michigan		9331-108	06/98	99.2	99.2	99.3	(³)	.1
Premiums for private passenger auto insurance, New Jersey		9331-109	06/98	100.7	100.7	101.7	(³)	1.0
Premiums for private passenger auto insurance, North Carolina		9331-111	06/98	100.5	100.5	100.5	(³)	0
Premiums for private passenger auto insurance, all other areas		9331-112	06/98	99.6	100.1	100.3	(³)	.2
Premiums for homeowner's insurance		9331-2	06/98	101.1	101.8	102.3	(³)	.5
Premiums for homeowner's insurance, California		9331-201	06/98	100.8	101.7	101.8	(³)	.1
Premiums for homeowner's insurance, New York		9331-202	06/98	100.5	100.7	100.9	(³)	.2
Premiums for homeowner's insurance, Texas		9331-203	06/98	103.7	105.4	105.2	(³)	-.2
Premiums for homeowner's insurance, Florida		9331-204	06/98	99.3	99.3	99.5	(³)	.2
Premiums for homeowner's insurance, Pennsylvania		9331-205	06/98	100.5	100.5	100.5	(³)	0
Premiums for homeowner's insurance, all other areas		9331-206	06/98	101.1	101.8	102.5	(³)	.7
Premiums for commercial auto insurance		9331-3	06/98	100.1	100.3	100.4	(³)	.1
Premiums for non-auto liability insurance		9331-4	06/98	99.8	99.8	99.8	(³)	0
Premiums for product liability insurance		9331-401	06/98	98.6	98.7	98.7	(³)	0
Premiums for medical malpractice insurance		9331-402	06/98	100.6	100.7	100.7	(³)	0
Premiums for other non-auto liability insurance		9331-403	06/98	99.7	99.7	99.6	(³)	-.1
Premiums for commercial multiple peril insurance		9331-5	06/98	99.5	100.0	100.0	(³)	0
Premiums for worker's compensation insurance		9331-6	06/98	99.1	98.9	98.9	(³)	0
Premiums for inland marine insurance		9331-7	06/98	99.7	99.6	99.6	(³)	0
Premiums for surety and financial guaranty insurance		9331-8	06/98	100.0	99.7	99.7	(³)	0
Premiums for fidelity insurance		9331-9	06/98	100.2	100.1	100.1	(³)	0
Premiums for other property and casualty insurance		9331-A	06/98	100.5	100.5	100.6	(³)	.1

¹ Industry and product class indexes may include products not shown separately.

² The indexes for October 1998 have been recalculated to incorporate late reports and corrections by respondents. All indexes are subject to revision 4 months after original publication.

³ Not available.

⁴ Seasonal product—no price available this month.

⁵ The special index for 9331 in which prices reflect premiums only, contrasts with the index shown elsewhere in this table for SIC 6331, where prices reflect premiums plus the amount of investment income earned on the invested portion of the premium. n.e.c. = Not elsewhere classified.

Table 6. Producer price indexes and percent changes for commodity groupings and individual items, not seasonally adjusted

(1982=100 unless otherwise indicated)

Commodity	Commodity code	Other index base	Index			Percent change Feb. 1999 From:	
			Oct. 1998 ¹	Jan. 1999 ¹	Feb. 1999 ¹	Feb. 1998	Jan. 1999
All commodities			124.0	123.2	122.4	-2.1	-0.6
Industrial commodities			124.2	123.4	122.8	-2.0	-0.5
Farm products, processed foods and feeds			122.8	122.2	120.2	-2.5	-1.6
Farm products	01		104.8	102.4	98.6	-7.2	-3.7
Fruits & melons, fresh/dry vegs. & nuts	011		122.3	120.6	110.6	-9.5	-8.3
Fresh fruits and melons	0111		93.1	103.6	106.3	12.8	2.6
Citrus fruits	01		117.6	178.0	160.3	80.3	-9.9
Grapefruits	0101		224.4	177.9	170.3	26.7	-4.3
Lemons	0104		243.3	194.4	147.1	40.9	-24.3
Valencia oranges	0105		57.8	(?)	(?)	(?)	(?)
Navel oranges	0106		(?)	169.9	154.1	126.3	-9.3
Tangerines	0108	12/91	(?)	107.8	91.3	31.4	-15.3
Tangelos	0109	12/91	(?)	129.1	107.7	-21.4	-16.6
Other fruits and berries	02		85.9	85.0	94.3	-1.7	10.9
Plums and fresh prunes	0201	12/91	89.8	(?)	(?)	(?)	(?)
Avocados	0205	12/91	(?)	(?)	198.7	49.1	(?)
Kiwifruit	0206	12/91	(?)	77.9	83.2	0	6.8
Granny Smith apples	0208	12/91	88.3	66.3	79.2	-2.1	19.5
Rome apples	0209	12/91	107.6	69.3	(?)	(?)	(?)
Golden delicious apples	0211	12/91	83.3	72.4	82.5	-21.9	14.0
Red delicious apples	0215		115.8	91.0	107.4	-10.0	18.0
McIntosh apples	0216		105.7	98.7	113.0	-15.7	14.5
Table grapes	0218		74.3	(?)	(?)	(?)	(?)
Pears	0221		97.1	94.6	97.7	4.9	3.3
Strawberries	0222		125.0	167.9	189.4	3.1	12.8
Raspberries	0224	12/91	28.0	(?)	(?)	(?)	(?)
Cranberries	0226	12/91	40.3	(?)	(?)	(?)	(?)
Fresh and dry vegetables	0113		148.4	124.4	95.2	-35.0	-23.5
Dry vegetables	01		65.3	66.0	62.8	-24.0	-4.8
Dry pea beans	0101		74.5	81.5	80.1	22.7	-1.7
Dry pinto beans	0102	12/91	131.1	125.3	116.2	-40.3	-7.3
Dry great northern beans	0103	12/91	127.9	135.0	128.3	-10.7	-5.0
Dry pink beans	0104	12/91	128.0	134.6	127.8	-21.5	-5.1
Dry peas	0105	12/91	82.6	85.0	83.8	-18.7	-1.4
Dry lentils	0106	12/91	60.9	67.2	68.8	-6.3	2.4
Fresh vegetables, except potatoes	02		161.9	131.9	93.1	-31.8	-29.4
Cabbage	0211		161.2	112.0	98.2	-40.7	-12.3
Carrots	0212		79.8	108.1	116.4	17.8	7.7
Celery	0213		131.0	121.5	103.8	-36.7	-14.6
Sweet corn	0214		141.3	105.1	62.6	-54.9	-40.4
Lettuce	0215		123.7	87.0	87.8	-13.1	.9
Dry onions	0216		105.6	149.5	125.0	-11.2	-16.4
Tomatoes	0217		260.6	199.3	91.4	-37.6	-54.1
Snap beans	0218		230.4	201.2	169.9	-47.1	-15.6
Asparagus	0221	12/91	(?)	(?)	159.4	-21.1	(?)
Broccoli	0222	12/91	177.0	123.4	65.9	-30.1	-46.6
Cauliflower	0223	12/91	33.1	45.6	46.7	-5.7	2.4
Spinach	0224	12/91	(?)	123.3	123.3	0	0
Greens	0225	12/91	145.3	103.3	89.6	-20.7	-13.3
Endive	0226	12/91	172.6	434.3	(?)	(?)	(?)
Green peppers	0228	12/91	228.6	175.9	132.0	-48.8	-25.0
Eggplant	0229	12/91	(?)	129.3	140.3	-64.6	8.5
Squash	0231	12/91	157.3	167.5	161.9	-33.6	-3.3
Beets	0232	12/91	54.7	(?)	(?)	(?)	(?)
Radishes	0233	12/91	205.0	282.5	173.5	-38.9	-38.6
Cucumbers	0234	12/91	151.7	(?)	(?)	(?)	(?)
Sweet potatoes	03		230.4	204.2	204.2	20.8	0
Irish potatoes for consumer use	04		126.0	132.3	124.8	9.9	-5.7
Round white potatoes	0402	12/91	110.7	126.5	(?)	(?)	(?)
Russet potatoes	0403	12/91	133.6	134.4	126.6	2.7	-5.8
Round red potatoes	0404	12/91	115.2	121.9	116.5	-20.9	-4.4
Irish potatoes for processing	05	12/91	89.8	63.8	63.8	-75.8	0
Tree nuts	0119		(?)	669.4	(?)	(?)	(?)
Pecans	0101		(?)	849.9	(?)	(?)	(?)
Almonds	0102	12/91	(?)	152.5	(?)	(?)	(?)
Filberts	0103	12/91	(?)	138.9	(?)	(?)	(?)
Walnuts	0104	12/91	(?)	123.1	(?)	(?)	(?)
Pistachios	0106	12/91	(?)	103.4	(?)	(?)	(?)
Grains	012		84.6	87.0	86.4	-17.9	-7
Wheat	0121		85.7	86.7	83.0	-13.4	-4.3
Hard red winter wheat	0101		82.3	84.9	80.0	-13.4	-5.8
Hard red spring wheat	0102		102.3	103.0	100.2	-6.3	-2.7
Soft white wheat	0103		76.0	75.8	74.5	-15.1	-1.7

See footnotes at end of table.

Table 6. Producer price indexes and percent changes for commodity groupings and individual items, not seasonally adjusted—Continued

(1982=100 unless otherwise indicated)

Commodity	Commodity code	Other index base	Index			Percent change Feb. 1999 From:	
			Oct. 1998 ¹	Jan. 1999 ¹	Feb. 1999 ¹	Feb. 1998	Jan. 1999
Wheat—Continued	0121						
Soft red winter wheat	0104		78.9	79.6	75.7	-19.7	-4.9
Hard amber durum wheat	0105	12/84	(²)	90.2	(²)	(²)	(²)
Other grains	0122		82.0	85.1	86.1	-19.5	1.2
Barley	01		95.2	106.3	110.2	26.5	3.7
Corn	02		80.5	83.7	84.5	-20.8	1.0
Oats	03		(²)	81.9	(²)	(²)	(²)
Sorghum	05	12/91	81.7	82.2	82.6	-21.0	.5
Louisiana rough rice	0123	12/91	111.7	112.8	106.1	-19.0	-5.9
Long grain rice	0101	12/91	110.8	112.0	105.4	-18.4	-5.9
Slaughter livestock	013		78.7	79.3	81.0	-3.1	2.1
Slaughter cattle	0131		89.7	91.5	93.1	1.4	1.7
Slaughter steers and heifers	01		90.8	92.5	93.3	3.1	.9
Slaughter cows and bulls	02		77.9	80.2	85.6	-3.3	6.7
Slaughter vealers	03		37.4	37.8	44.6	(²)	18.0
Slaughter hogs	0132		46.8	44.6	46.4	-20.7	4.0
Slaughter barrows and gilts	01		47.5	45.2	47.3	-19.6	4.6
Slaughter sows	02		38.3	36.6	35.3	-34.6	-3.6
Slaughter lambs	0133		123.1	119.3	114.3	-10.0	-4.2
Slaughter poultry	014		161.8	129.5	126.4	8.9	-2.4
Slaughter chickens	0141		169.8	138.9	134.7	8.8	-3.0
Slaughter broiler/fryers	02		171.6	140.2	136.0	9.1	-3.0
Slaughter hens	03	12/91	83.7	84.8	84.8	-31.0	0
Slaughter turkeys	0142		135.5	96.3	97.0	9.6	.7
Slaughter ducks	0143	12/91	131.3	131.3	131.4	-6	.1
Plant and animal fibers	015		112.6	93.5	90.8	-16.0	-2.9
Raw cotton	0151		114.0	94.4	91.7	-15.1	-2.9
Wool	0152		50.1	47.3	46.9	-38.7	-8
Fluid milk	016		127.7	130.4	117.2	9.8	-10.1
Milk eligible for fluid use	0161		128.3	131.1	118.5	10.4	-9.6
Milk, manufacturing grade	0162		129.0	128.2	105.3	.3	-17.9
Chicken eggs	017		111.7	109.7	98.2	-4.8	-10.5
Chicken eggs	0171						
Eggs for fresh use	07	12/91	92.0	94.0	83.5	-2.9	-11.2
Eggs, jumbo	0701	12/84	121.4	105.4	93.6	-7.6	-11.2
Eggs, extra large	0702	12/84	109.9	108.8	96.7	-4.8	-11.1
Eggs, large	0703		112.7	116.0	102.3	-3.0	-11.8
Eggs, medium	0704	12/84	91.2	99.4	92.6	3.8	-6.8
Eggs, small	0705	12/84	67.2	85.9	79.7	12.7	-7.2
Breaker stock and checks and undergrades	08	12/91	105.0	91.0	83.5	-10.8	-8.2
Breaker stock	0801	12/91	105.2	92.1	84.9	-10.1	-7.8
Checks and undergrades	0802	12/91	103.9	82.4	73.2	-16.5	-11.2
Hay, hayseeds and oilseeds	018		113.8	112.0	103.5	-25.8	-7.6
Alfalfa hay	0181		162.5	150.2	151.3	-22.6	.7
Oilseeds	0183		103.0	103.2	93.0	-26.7	-9.9
Peanuts	0111		(²)	120.9	76.6	(²)	-36.6
Cottonseed	0121		152.0	176.1	178.6	30.6	1.4
Soybeans	0131		92.2	91.8	84.0	-28.1	-8.5
Other farm products	019		163.5	167.7	167.9	-.2	.1
Leaf tobacco	0192		109.6	112.4	112.6	-.3	.2
Processed foods and feeds	02		131.8	132.0	130.9	-.6	-.8
Cereal and bakery products	021		157.4	157.9	158.1	.5	.1
Bakery products	0211		176.3	177.4	178.1	1.6	.4
White pan bread	01		175.9	177.6	177.9	1.6	.2
White pan bread, northeast	0106		171.4	173.8	173.7	4.8	-.1

See footnotes at end of table.

Table 6. Producer price indexes and percent changes for commodity groupings and individual items, not seasonally adjusted—Continued

(1982=100 unless otherwise indicated)

Commodity	Commodity code	Other index base	Index			Percent change Feb. 1999 From:	
			Oct. 1998 ¹	Jan. 1999 ¹	Feb. 1999 ¹	Feb. 1998	Jan. 1999
Bakery products—Continued	0211						
White pan bread, north central	0107		209.2	209.4	211.0	0.9	0.8
White pan bread, south	0108		157.2	159.7	159.6	2.1	-1
White pan bread, west	0109		171.7	172.4	172.4	-2.0	0
Other bread	04		181.1	181.4	181.4	.5	0
White hearth bread	0401		194.3	195.1	195.1	1.5	0
Dark wheat bread	0402		172.1	172.1	172.1	-1.3	0
Rye bread	0403		201.9	201.9	201.9	3.0	0
Other variety bread	0404		178.3	178.3	178.4	2.1	.1
Bread type rolls	05		172.3	174.2	173.6	1.7	-3
Hamburger and weiner rolls	0501		172.7	172.7	172.7	.7	0
Brown and serve rolls	0502		172.3	172.3	172.3	5.6	0
English muffins	0503		188.6	196.3	190.6	4.6	-2.9
Other bread type rolls	0504		164.3	169.8	169.6	2.5	-1
Bagels	0507	06/94	114.8	114.8	114.8	.3	0
Sweet yeast goods	07		159.2	160.1	163.1	3.2	1.9
Yeast raised doughnuts	0701		170.2	170.2	174.0	3.1	2.2
Other sweet yeast goods	0702		155.7	156.8	159.6	3.3	1.8
Soft cakes	08		185.5	185.7	192.8	4.5	3.8
Snack cakes	0801		192.9	192.9	202.4	5.6	4.9
Other soft cakes	0802		167.5	168.4	168.5	.8	.1
Pies	09		190.5	191.2	197.0	3.6	3.0
Snack pies	0901		200.1	200.1	210.0	4.9	4.9
Other pies	0902		162.4	163.9	163.9	1.4	0
Pastries	11		164.8	164.8	164.8	2.5	0
Cake type doughnuts	12		172.7	173.1	175.8	2.2	1.6
Cookies, crackers, and related products	21		176.8	177.8	177.6	.7	-1
Cookies, ice cream cones, and toaster pastries	2103	06/83	159.6	159.9	159.6	.4	-2
Crackers, cracker sandwiches and pretzels	2104	06/83	190.4	192.6	192.4	.9	-1
Flour and flour base mixes and doughs	0212		117.1	115.9	115.5	-2.3	-3
Flour	03		109.2	106.8	106.2	-4.1	-6
Flour base mixes and doughs	04		126.4	126.4	126.2	-6	-2
Milled rice	0213		127.8	129.6	128.5	3.0	-8
Head rice	01		134.7	135.3	134.3	4.1	-7
Medium grain milled rice	0101		133.2	136.0	134.0	8.3	-1.5
Long grain milled rice	0102		127.4	121.9	123.7	-6.9	1.5
Other milled rice and byproducts	02	06/84	75.8	81.8	80.7	-3.5	-1.3
Other cereals	0214		151.2	152.1	152.1	-1	0
Pasta products	02	06/85	123.1	122.8	123.1	.8	.2
Macaroni, spaghetti, vermicelli, & other macaroni prod	0201	06/85	123.9	123.8	123.9	.5	.1
Noodle products	0202	06/85	123.7	121.9	123.7	3.2	1.5
Other cereals except pasta products	09	06/85	146.1	147.1	147.1	-3	0
Breakfast cereals, ready to serve	0904	12/83	166.8	166.8	167.2	.6	.2
Breakfast cereals, cooked	0905	12/83	196.3	196.3	196.3	5.5	0
Instant hot cereal	0906	12/92	116.9	116.9	116.9	2.3	0
Manufactured starch	0907	06/85	132.8	129.5	131.6	-2.2	1.6
Other grain mill products, except wheat	0908	06/98	91.3	98.4	95.7	(?)	-2.7
Meats, poultry, and fish	022		111.7	110.9	109.4	-3.4	-1.4
Meats	0221		98.1	100.0	98.3	-3.9	-1.7
Beef and veal	01		96.8	101.4	99.9	-2	-1.5
Other USDA graded and ungraded beef carcasses	0107	12/88	92.2	104.9	103.7	(?)	-1.1
Boneless beef including hamburger	0113		72.0	75.7	74.9	1.1	-1.1
Variety meats (edible organs)	0115		68.0	69.7	63.8	-32.8	-8.5
Veal, not canned or made into sausage	0121	12/88	99.4	102.0	109.6	3.8	7.5
Boxed beef	0125	12/95	98.1	97.5	97.1	2.9	-4
Pork	04		91.1	90.6	86.1	-11.8	-5.0
Whole carcass pork	0401		69.7	(?)	67.6	-40.4	(?)
Slab bacon	0419		70.7	69.0	68.5	-5.9	-7
Sliced bacon	0421		94.7	85.1	89.6	-1.4	5.3
Hams and picnics, except canned	0432	12/88	108.6	104.5	103.6	-6.6	-9
Other smoked pork	0434	12/88	96.1	91.9	94.5	-14.8	2.8
Boiled ham, barbecued pork, and other cooked pork	0435	12/88	112.1	107.6	106.8	-7.8	-7
Primal and fabricated cuts	0441	12/88	98.1	101.9	91.8	-14.4	-9.9
Other meats	05		106.8	106.9	108.0	-2.1	1.0
Fresh sausage, pork sausage, breakfast links, etc.	0571	12/88	118.3	116.2	117.2	-6.2	.9
Dry and semidry sausage	0572	12/88	113.7	112.5	112.4	-4.7	-1
Frankfurters and wieners	0573	12/88	113.6	114.1	114.0	.1	-1
Other sausage, smoked and cooked	0574	12/88	109.9	108.8	108.8	-1.3	0
Jellied goods and similar preparations, not canned	0575	12/88	126.5	129.0	128.9	.4	-1
Canned meats	0579	12/88	115.4	114.5	114.7	-1.0	.2
Frozen ground meat patties	0581	12/88	79.7	83.9	87.8	-5	4.6
Frozen portion control, other than meat patties	0582	12/88	108.3	107.9	108.0	-1.6	.1
Miscellaneous processed, frozen, or cooked meats	0583	12/88	103.4	104.5	106.9	-1.8	2.3
Processed poultry	0222		124.6	114.9	113.0	-2.3	-1.7
Young chickens (broilers/fryers/roasters)	03		130.7	117.5	114.6	-2.6	-2.5
Turkeys (toms/hens), inc. whole/parts/grou	06		102.8	86.4	85.4	-5.1	-1.2

See footnotes at end of table.

Table 6. Producer price indexes and percent changes for commodity groupings and individual items, not seasonally adjusted—Continued

(1982=100 unless otherwise indicated)

Commodity	Commodity code	Other index base	Index			Percent change Feb. 1999 From:	
			Oct. 1998 ¹	Jan. 1999 ¹	Feb. 1999 ¹	Feb. 1998	Jan. 1999
Processed poultry—Continued	0222						
Canned, cooked, smoked or prepared poultry	08		125.2	126.5	126.2	-0.7	-0.2
Chicken hens and other poultry/small game	09	12/90	96.8	95.1	97.3	-4.7	2.3
Chicken hens; breeder or egg producing type	0909	12/97	88.4	84.6	88.8	-6.8	5.0
Other poultry or small game (ducks, geese, rabbits)	0911	12/90	101.8	103.2	102.2	(²)	-1.0
Unprocessed and packaged fish	0223		181.2	184.7	186.9	-3.2	1.2
Unprocessed finfish	01		175.7	203.6	194.1	-6.6	-4.7
Haddock	0101		280.1	213.4	325.1	98.8	52.3
Halibut	0102		(²)	(²)	129.4	(²)	(²)
Flounder	0131	12/91	107.1	94.3	117.4	-15.5	24.5
Cod	0132	12/91	110.6	110.2	120.1	12.8	9.0
Pollock	0133	12/91	81.5	146.6	98.0	19.8	-33.2
Sablefish	0134	12/91	213.6	134.6	215.4	(²)	60.0
Rockfish	0135	12/91	127.3	112.1	127.6	(²)	13.8
Other finfish	0199	12/91	181.6	229.7	203.3	-18.2	-11.5
Fresh packaged fish and seafood	02		220.4	220.6	227.3	1.0	3.0
Frozen packaged fish and seafood	03		153.6	151.9	157.8	1.9	3.9
Frozen packaged fish, excluding shellfish	0311	12/82	160.8	158.4	160.0	3.5	1.0
Frozen packaged shellfish and other seafood	0313	12/82	131.2	130.4	139.9	.3	7.3
Canned and cured seafood	04		96.5	96.1	94.3	-2.3	-1.9
Unprocessed shellfish	05	12/91	161.5	161.5	162.6	-13.5	.7
Shrimp	0501	12/91	119.9	117.7	112.6	-28.1	-4.3
Crabs	0502	12/91	(²)	126.4	135.4	-16.8	7.1
Lobsters	0503	12/91	93.0	(²)	(²)	(²)	(²)
Other shellfish	0599	12/91	210.8	245.0	245.0	.8	0
Dairy products	023		148.3	149.0	145.1	9.0	-2.6
Fluid milk products	0231		155.5	160.4	162.5	14.8	1.3
Packaged fluid milk and related products	03	12/82	144.9	156.0	159.7	14.7	2.4
Fluid whole milk	0301		139.6	148.8	151.7	11.8	1.9
Lowfat milk (1/2-2%)	0302	12/82	150.2	166.1	171.7	16.2	3.4
Skim milk	0303	12/82	145.0	168.2	175.9	14.8	4.6
Cream: light, heavy, sour, half & half, and whipped	0304	12/82	160.2	152.6	148.4	19.7	-2.8
Cottage cheese	04	12/82	167.0	183.9	190.8	16.1	3.6
Other milk products	05	12/82	138.7	143.3	145.3	4.2	1.4
Bulk fluid milk and cream	06	12/91	154.4	138.3	134.8	20.8	-2.5
Butter	0232		145.4	94.5	86.7	-5.8	-8.3
Natural, processed, and imitation cheese	0233		136.7	139.6	128.1	5.1	-8.2
Natural cheese, except cottage cheese	02		135.6	138.3	123.1	4.4	-11.0
Processed cheese and related products	03		137.7	141.0	137.7	6.8	-2.3
Ice cream and frozen desserts	0234		155.4	155.3	154.8	11.4	-3
Dry, condensed, and evaporated milk prod	0235		139.7	143.5	143.2	2.9	-2
Dry milk products	02	12/83	122.5	120.6	120.3	-5	-2
Liquid milk products	03	12/83	170.4	184.0	183.7	7.1	-2
Consumer-type canned milk products	0301	12/83	189.0	189.8	189.2	.1	-3
Bulk liquid milk products	0303	12/83	128.9	156.2	156.3	18.9	.1
Processed fruits and vegetables	024		125.1	126.8	127.2	1.4	.3
Canned fruits and juices	0241		133.1	136.7	136.4	1.5	-2
Canned fruits	01		128.0	128.5	127.8	-2.7	-5
Canned fruit juices	02		137.7	143.2	143.1	3.8	-1
Frozen fruits, juices and ades	0242		117.7	121.8	123.4	10.5	1.3
Frozen fruits, melons, and berries	02		129.6	132.9	136.6	12.3	2.8
Frozen juices and ades	03		113.6	118.0	119.1	9.9	.9
Frozen orange juice	0301		110.2	119.3	118.7	17.3	-5
Other frozen fruit and berry juice, concentrate	0311		147.5	144.5	147.4	-4.2	2.0
Frozen fruit ades, drinks and cocktails	0313	06/97	116.8	102.4	112.3	-4.7	9.7
Citrus pulp and other citrus by products	04	06/97	67.7	(²)	66.1	8.4	(²)
Dried and dehydrated fruits	0243		124.1	122.6	122.6	-6	0
Canned vegetables and juices	0244		119.6	120.8	121.0	-7	.2
Canned vegetables, excl. hominy and mushrooms	0102	12/87	118.0	118.9	118.9	-1.7	0
Catsup and other tomato sauces	0127	12/87	115.3	116.3	116.6	-3	.3
Canned vegetable juices	0139	12/87	100.8	105.3	105.3	1.0	0
Frozen vegetables	0245		125.6	125.6	126.2	.2	.5
Frozen potatoes	02	12/90	108.2	107.8	108.2	-3	.4
Frozen French fried potatoes	0201		135.0	134.2	134.7	-7	.4
Other frozen potato products	0209		125.0	125.3	126.0	1.2	.6
Frozen vegetables, except potatoes	05	12/90	105.6	106.2	106.7	.7	.5
Frozen vegetable combinations	0521	12/90	101.3	102.0	102.5	0	.5
Frozen vegetables, exc. potatoes & vegetable combos	0541	06/97	101.2	101.7	102.2	.8	.5

See footnotes at end of table.

Table 6. Producer price indexes and percent changes for commodity groupings and individual items, not seasonally adjusted—Continued

(1982=100 unless otherwise indicated)

Commodity	Commodity code	Other index base	Index			Percent change Feb. 1999 From:	
			Oct. 1998 ¹	Jan. 1999 ¹	Feb. 1999 ¹	Feb. 1998	Jan. 1999
Dried and dehydrated vegetables	0246		152.2	152.3	155.4	4.3	2.0
Dehydrated soups	0247	06/91	(²)	104.5	104.5	(²)	0
Sugar and confectionery	025		134.4	135.2	135.0	.4	-.1
Raw cane sugar and byproducts	0252		113.8	116.7	116.5	.7	-.2
Raw cane sugar	0101		115.8	119.0	118.7	2.0	-.3
Cane sugar byproducts	0102	06/89	64.5	61.0	63.6	-27.8	4.3
Refined sugar	0253		120.0	118.5	120.2	-.3	1.4
Granulated sugar	03	06/82	121.3	119.8	121.3	-.2	1.3
Consumer units and individual services	0301	06/82	125.0	121.1	122.4	-6.1	1.1
Commercial units and bulk	0302	06/82	120.0	119.6	121.3	3.0	1.4
Confectioners' powdered sugar	04	06/82	119.1	116.7	116.3	-5.6	-.3
Brown sugar	05	06/82	98.3	97.9	105.8	5.3	8.1
Confectionery materials	0254		92.7	93.4	93.0	-2.2	-.4
Chocolate coatings	0104	06/83	107.9	106.3	106.2	-.2	-.1
Other chocolate and cocoa products	0105	06/83	119.6	116.3	116.5	-2.3	.2
Corn sweeteners	0107	06/85	91.6	94.6	93.9	-2.6	-.7
Confectionery end products	0255		169.4	171.0	170.1	1.3	-.5
Chewing gum	02		144.5	144.8	144.8	.2	.3
Candy and nuts	03	06/83	152.4	154.0	153.1	1.5	-.6
Chocolate and chocolate-type confectionery products	0301	06/83	145.8	146.1	146.4	1.2	.2
Nonchocolate confectionery products	0302	06/83	146.0	147.2	147.3	1.6	.1
Processed nuts and seeds	0304	06/91	115.8	120.1	115.8	1.8	-3.6
Other confectionery products	0305	06/91	132.5	133.2	133.2	2.1	0
Beverages and beverage materials	026		137.1	137.6	138.1	.2	.4
Alcoholic beverages	0261		135.8	136.8	137.0	1.5	.1
Malt beverages	01		130.4	131.7	131.9	2.5	.2
Bottled beer	0101		122.5	123.7	123.2	.7	-.4
Canned beer	0103		133.5	135.2	135.7	3.4	.4
Barrels and kegs	0105	06/82	146.9	146.3	146.2	1.6	-.1
Other malt beverages	0107	06/82	134.2	133.7	133.9	4.3	.1
Distilled spirits exc brandy (bulk & bottl)	02		154.6	154.5	154.6	-1.1	.1
Bulk distilled liquor, ex brandy & distills' grains	0214	12/97	95.1	(²)	(²)	(²)	(²)
Bottled liquor, except brandy	0215	06/83	154.0	153.9	154.0	0	.1
Wines, brandy and brandy spirits	04	12/83	141.9	142.4	142.6	-.3	.1
Grape table wines	0431	12/83	139.4	139.6	139.7	.1	.1
Dessert wines	0434		113.5	114.4	116.1	2.8	1.5
Effervescent wines	0435	12/83	136.7	140.3	140.5	3.1	.1
Non-grape, fortified, & speciality wine or coolers	0438	12/98	(²)	99.4	99.8	(²)	.4
Soft drinks	0262		135.0	135.4	136.5	1.3	.8
Noncarbonated soft drinks	06		136.5	136.6	136.8	.7	.1
Bottled carbonated soft drinks	07	12/96	102.3	103.4	103.8	.9	.4
Refillable bottled carbonated soft drinks	0701	12/96	99.5	99.5	99.5	-1.8	0
Nonrefillable bottled carbonated soft drinks	0703	12/96	104.7	107.9	107.9	1.3	0
Bottled carbonated soft drinks in plastic	0705	12/96	101.5	101.8	102.5	1.0	.7
Canned carbonated soft drinks	08	12/96	98.8	98.6	100.0	1.7	1.4
Soft drink flavoring syrup sold bulk	09	12/96	106.8	107.3	108.2	3.4	.8
Packaged beverage materials	0263		134.9	134.6	134.6	-7.7	0
Coffee (whole bean, ground, & instant)	01		137.2	136.9	136.9	-8.9	0
Soluble (instant) coffee	0103		131.0	131.0	131.0	-4.0	0
Ground roasted and whole bean coffee	0104	06/88	119.1	118.8	118.8	-9.7	0
Tea	03		120.3	120.3	120.2	-.1	-.1
Other beverage materials	0264		144.6	144.0	143.8	1.0	-.1
Malt and malt byproducts	0101		97.1	90.9	90.4	-7.2	-.6
Liquid beverage bases, not used for soft drinks	0109	12/85	145.0	145.3	145.3	0	0
Liquid beverage bases, used for soft drinks	0111	12/85	156.1	156.8	156.7	3.0	-.1
Fats and oils	027		141.4	139.2	132.0	-4.1	-5.2
Crude corn, cottonseed, and soybean oils	0272		124.2	123.7	112.0	-14.8	-9.5
Crude soybean oil	0102	12/87	131.8	131.4	118.9	-15.3	-9.5
Cottonseed oil, crude	0111		165.4	(²)	(²)	(²)	(²)
Refined corn, cottonseed, & soybean oils	0275	06/85	88.5	88.4	84.3	-.4	-4.6
Cottonseed oil, refined	0101	06/85	90.6	95.1	91.8	14.6	-3.5
Other vegetable oils and by-products	0277	12/98	(²)	102.9	104.1	(²)	1.2
All other vegetable oils, non-deodorized	01	12/98	(²)	100.3	101.9	(²)	1.6
Shortening and cooking oil	0278		142.7	145.5	139.7	-.5	-4.0
Shortening, 100% vegetable	0102	12/89	115.7	113.1	107.9	-7.4	-4.6

See footnotes at end of table.

Table 6. Producer price indexes and percent changes for commodity groupings and individual items, not seasonally adjusted—Continued

(1982=100 unless otherwise indicated)

Commodity	Commodity code	Other index base	Index			Percent change Feb. 1999 From:	
			Oct. 1998 ¹	Jan. 1999 ¹	Feb. 1999 ¹	Feb. 1998	Jan. 1999
Shortening and cooking oil—Continued	0278						
Margarine	0109		150.8	176.0	171.1	22.6	-2.8
Salad and cooking oils	0111		137.0	133.6	127.5	-9.0	-4.6
All other fully refined oils	0113		131.6	128.8	125.9	-5.2	-2.3
Miscellaneous processed foods	028		154.5	154.6	154.7	.8	.1
Jams, jellies, and preserves	0281		131.0	131.0	131.2	-.6	.2
Pickles and pickle products	0282		172.8	173.8	174.1	1.3	.2
Processed eggs	0283		102.3	101.8	98.9	-3.4	-2.8
Canned specialties	0284		165.3	167.3	167.3	1.2	0
Canned baby foods	0101	12/82	199.8	(²)	(²)	(²)	(²)
Canned dry beans	0102	12/82	121.5	121.7	121.7	.6	0
Canned specialty foods	0103	12/82	125.4	125.4	125.4	.2	0
Canned soups	0104	12/82	217.5	218.4	218.4	1.7	0
Frozen specialties	0285		142.9	143.6	143.2	.4	-.3
Frozen pies and other baked goods	0109	12/82	158.0	158.9	158.6	2.2	-2
Frozen dinners, meat pies, ethnic foods	0111	12/82	137.7	138.0	137.4	-.6	-.4
Other frozen specialties	0113	12/82	144.0	145.6	145.6	1.5	0
Meat sauces	0286		147.4	147.3	147.3	.5	0
Other miscellaneous processed foods	0289		160.1	159.7	160.0	.9	.2
Mayonnaise, salad dressings, and sandwich spreads	0102	12/86	145.5	145.4	145.4	1.7	0
Macaroni & noodle prods., packaged w/oth ingredients	0144	06/98	100.0	100.2	100.2	(²)	0
Dry mix preparations	0148	06/91	105.9	105.4	105.6	-1.0	.2
Perishable prepared foods, not frozen	0149	06/91	116.4	116.5	116.5	.8	0
Flavoring extracts, emulsions & other liquid flavors	0151	12/85	109.6	109.6	109.7	3.7	.1
Miscellaneous flavoring powders and tablets	0153	12/85	142.3	142.6	142.1	-.6	-.4
Fruit, crushed or whole for fountain & ice cream use	0155	12/85	80.5	80.6	80.5	.9	-.1
Spices	0156	06/91	145.8	146.1	145.8	.1	-.2
Peanut butter	0158	06/91	85.9	85.9	85.9	(²)	0
Manufactured ice	0161	12/85	125.4	125.3	125.3	3.6	0
Dairy product substitutes	0162	06/92	114.2	114.5	114.4	.4	-.1
Desserts (ready-to-mix)	0171	12/85	132.0	132.0	132.0	(²)	0
Chips (potato, corn, etc.)	0172	12/85	128.2	127.7	128.6	2.6	.7
Cider and vinegar	0174	12/85	105.0	105.0	105.0	(²)	0
Other food preparations	0175	12/85	141.9	139.7	139.8	-2.0	.1
Prepared animal feeds	029		99.5	101.6	99.9	-14.8	-1.7
Corn, cottonseed, & soybean cake & meal	0292		69.1	71.1	68.0	-31.4	-4.4
Cottonseed cake and meal	0101		82.0	84.4	83.0	-23.2	-1.7
Soybean meal	0111		66.8	68.3	65.5	-32.2	-4.1
Corn gluten meal	0113	06/85	133.5	149.5	137.6	-25.8	-8.0
Formula feeds	0293		100.8	104.6	102.7	-14.4	-1.8
Poultry feeds: egg-type, broiler and turkey	0102	12/86	101.2	105.1	102.7	-18.6	-2.3
Dairy cattle feeds, complete	0104	12/86	101.8	109.5	107.8	-13.3	-1.6
Dairy cattle feeds, supplements and concentrates	0106	12/86	117.6	120.3	117.9	-11.6	-2.0
Swine feeds, complete	0108	12/86	127.7	129.4	129.0	-5.5	-.3
Swine feeds, supplements and concentrates	0112	12/86	101.7	104.8	102.4	-15.8	-2.3
Beef cattle feeds, complete	0114	12/86	134.6	140.4	138.5	-8.2	-1.4
Beef cattle feeds, supplements and concentrates	0116	12/86	125.4	127.8	127.2	-4.7	-.5
Other poultry and livestock feeds	0118	12/86	113.9	115.3	113.8	-10.0	-1.3
Miscellaneous feedstuffs	0294		135.0	135.4	134.7	-4.1	-.5
Pet food	02		154.3	154.1	153.9	-.8	-.1
Dog and cat food	0202	12/85	132.7	132.5	132.5	-.7	0
Other pet and specialty feeds	0203	12/85	124.0	123.3	122.0	-1.2	-1.1
Other than pet food	03		97.4	98.5	97.2	-10.4	-1.3
Meat meal and meat and bone meal	0301		75.0	78.4	72.6	-16.6	-7.4
Dry rendered tankage	0303		66.3	72.0	68.8	-15.2	-4.4
Fish scrap and meal	0305		187.2	181.3	170.8	-21.1	-5.8
Sugar beet pulp, all forms	0313	06/82	97.1	100.3	100.3	-23.2	0
Feed grade condensed and evaporated mi	0315	12/83	166.0	153.1	143.0	-8.3	-6.6
Other corn wet process by-products	0317	06/85	94.3	95.4	97.4	-2.9	2.1
Killing floor offal, scrap, bones	0321	12/88	102.3	106.2	106.2	-9.6	0
Soybean byproducts, incl. soy flour, grits, isolates	0323	06/95	99.2	96.6	99.3	-5.0	2.8
Other prepared animal feeds, inc. feeding materials	0325	12/97	64.5	65.1	63.3	-17.6	-2.8
Textile products and apparel	03		122.5	121.6	121.3	-1.5	-.2
Synthetic fibers	031		107.9	104.9	105.0	-5.6	.1
Unprocessed filament yarns	0315		111.8	108.7	108.8	-5.5	.1
Cellulosic	01		166.5	166.5	(²)	(²)	(²)

See footnotes at end of table.

Table 6. Producer price indexes and percent changes for commodity groupings and individual items, not seasonally adjusted—Continued

(1982=100 unless otherwise indicated)

Commodity	Commodity code	Other index base	Index			Percent change Feb. 1999 From:	
			Oct. 1998 ¹	Jan. 1999 ¹	Feb. 1999 ¹	Feb. 1998	Jan. 1999
Unprocessed filament yarns—Continued	0315						
Non-cellulosic	02		103.7	100.3	100.4	-6.3	0.1
Fibrous glass yarn	0231		106.6	104.3	105.8	-2.9	1.4
Nylon and other polyamide fibers	0235	06/98	99.1	96.9	97.0	(?)	.1
Polyolefin, yarn, staple, tow, and waste	0236	06/98	99.6	99.2	98.7	(?)	-5
Polyester yarn, staple, tow, and waste	0237	06/98	95.9	91.7	92.0	(?)	.3
Other noncellulosic manmade, ex. glass, carton, graf	0238	06/98	98.1	87.4	85.6	(?)	-2.1
Producer textured noncellulosic manmade fibers	0239	06/98	95.6	(?)	95.6	(?)	(?)
Processed yarns and threads	032		111.9	110.1	108.1	-4.7	-1.8
Yarns	0326		108.8	106.8	104.8	-4.9	-1.9
Cotton	01		100.4	98.3	97.0	-5.6	-1.3
Gray combed cotton yarn	0102	12/82	103.8	101.8	101.6	-9.0	-2
Gray carded cotton yarn	0104	12/82	93.1	90.0	88.1	-8.3	-2.1
Finished cotton yarns	0108	12/94	103.0	102.9	102.7	-9	-2
Wool	02		102.0	102.0	101.6	3.1	-4
Synthetic	03		112.0	110.4	110.0	-2.0	-4
Other throwing and winding mill products	04	12/88	117.4	114.4	108.3	-9.8	-5.3
Rewound plied and novelty yarn, produced by others	0401	12/88	111.4	109.7	108.2	-3.6	-1.4
Thrown filament yarns, except textured	0402	12/88	126.6		(?)	(?)	(?)
Textured bulked or crimped filament yarn	0403	12/96	97.0	94.2	88.5	-11.2	-6.1
Commission throwing/texturing filament yar	05	12/88	106.0	106.0	106.0	0	0
Other finishing of yarn	06	12/89	111.0	(?)	111.0	0	(?)
Threads	0327		161.5	161.5	161.5	-1.2	0
Cotton finished	01		170.4	170.4	170.4	-2.0	0
Cotton thread, industrial use	0101		170.1	170.1	170.1	-3.4	0
Synthetic and silk, finished	03		158.5	158.5	158.5	-1.1	0
Synthetic and silk thread, industrial use	0337	06/84	149.2	149.2	149.2	-1.2	0
Gray fabrics	033		118.7	117.8	116.8	-5.3	-8
Broadwovens	0337		118.3	117.5	116.3	-6.1	-1.0
Cotton	01		118.1	117.0	117.4	-3.8	.3
Synthetic	03		114.2	113.5	111.6	-7.3	-1.7
Knits	0338		119.2	117.7	117.5	-2.4	-2
Circular knits, except hosiery	03		112.7	111.1	111.1	-2.8	0
Warp knits, except hosiery	04		132.2	130.9	130.4	-1.2	-4
Other fabrics	0339	06/84	111.1	111.1	110.0	-2.4	-1.0
Finished fabrics	034		123.5	122.5	122.5	-1.1	0
Broadwovens	0342		121.0	120.6	121.8	.6	1.0
Cotton	01		115.2	115.3	116.5	1.5	1.0
Wool	02		119.0	116.3	117.1	-2.5	.7
Apparel fabrics	0203	06/85	106.2	103.7	104.5	-2.2	.8
Non-apparel fabrics and felts	0207	06/85	138.0	135.1	135.1	-4.9	0
Synthetic	03		126.9	126.6	128.0	.7	1.1
Knits	0343		106.6	105.9	104.9	-6.5	-9
Finished circular knit fabrics	02	12/94	92.9	92.4	90.8	-9.8	-1.7
Finished circular knit fabrics	0212	12/94	92.9	92.4	90.8	-9.8	-1.7
Finished warp knit fabrics	09	06/95	102.8	102.1	102.2	-.8	.1
Narrow fabrics	0344		125.0	126.1	126.4	.8	.2
Nonwovens and felt goods	0345		136.6	136.5	135.8	-.9	-.5
Nonwoven fabrics	0321		137.6	137.5	136.5	-1.4	-.7
Punched or needled felt	0332	12/85	106.8	106.7	106.8	1.0	.1
Coated fabrics, not rubberized	0346	06/85	133.0	132.5	132.9	.5	.3
Vinyl coated or laminated fabric	0102	06/85	129.6	129.1	129.6	.9	.4
Polyurethane and other coated or laminated fabric	0103	06/85	136.4	136.0	136.1	.1	.1
Embroideries and lace goods	0347	06/85	147.2	141.8	141.8	1.4	0
Embroideries	01	06/85	147.1	141.7	141.8	1.6	.1
Schiffli machine embroideries	0105	06/85	142.0	141.1	142.4	2.0	.9
Other embroideries and needlework on fabric	0106	12/85	145.6	139.9	139.9	1.5	0
Lace goods	02	12/85	140.8	141.0	136.2	-3.3	-3.4
Apparel & other fabricated textile prods	038		127.2	126.9	126.8	.1	-.1
Apparel	0381		127.1	126.8	126.8	.2	0
Women's	01		123.2	122.3	122.4	.2	.1
Skirts, including uniforms	0122		109.2	109.2	109.7	4.1	.5
All other outerwear, n.e.c.	0143	06/83	135.1	134.7	134.7	8.5	0
Sweaters, jackets, and jerseys	0144	12/84	115.7	117.9	117.7	1.6	-.2
Dresses	0145	12/84	117.5	113.9	113.9	-3.9	0

See footnotes at end of table.

Table 6. Producer price indexes and percent changes for commodity groupings and individual items, not seasonally adjusted—Continued

(1982=100 unless otherwise indicated)

Commodity	Commodity code	Other index base	Index			Percent change Feb. 1999 From:	
			Oct. 1998 ¹	Jan. 1999 ¹	Feb. 1999 ¹	Feb. 1998	Jan. 1999
Apparel—Continued	0381						
Suits	0146	12/84	80.7	80.7	80.7	0.4	0
Slacks, jeans, and dungarees	0151	12/84	101.5	98.4	98.4	-2.7	0
Blouses, waists & shirts exc. knit sport & sweat	0152		150.4	150.4	150.4	0	0
Knit outerwear sportshirts, incl. sweatshirts	0153		150.1	151.0	150.9	.5	-1
Separate tailored suit-type jackets, incl. uniforms	0162		117.4	117.4	117.3	.3	-1
Tailored coats, ex. fur, all leather & raincoats	0163		(?)	86.6	86.6	(?)	0
Finished seamless and simulated seamed hosiery	0169	06/84	123.9	124.0	124.0	.2	0
Unfinished seamless and simulated seamed hosiery	0171	06/84	123.2	123.2	125.1	1.6	1.5
Brassieres	0174		133.8	134.0	134.0	1.5	0
Girdles, corsets, combinations and accessories	0175		162.4	162.4	164.3	1.2	1.2
Panties	0176		138.6	138.9	138.8	-.2	-1
Nightwear	0178		116.0	115.6	115.6	-.3	0
Ladies' robes, dressing gowns and housecoats	0179		124.9	124.9	124.9	1.3	0
Underwear, except slips and panties	0181	06/83	136.0	136.0	136.0	0	0
Bathing suits	0182		(?)	(?)	180.3	4.1	(?)
Men's and boys'	02		133.5	133.6	133.5	.5	-1
Men's business & other suits, regular & light weight	0206		152.9	154.0	153.7	6.8	-2
Men's & boys' dress, sport, & uniform trousers	0215		134.8	135.4	135.8	3.3	.3
Men's and boys' jeans and jean cut casual slacks	0216	12/92	108.4	109.3	109.3	1.9	0
Men's and boys' work clothing	0221		130.5	130.7	131.5	.8	.6
Men's and boys' work shirts	0228	06/83	132.1	132.2	132.2	0	0
Men's sport coats & jackets, business type & other	0256		136.8	136.8	136.9	.7	.1
Men's tailored outercoats	0261	12/93	109.0	109.0	109.0	1.7	0
Men's & boys' raincoats & other waterproof outergar.	0266	06/85	130.5	(?)	130.5	.2	(?)
Men's and boys' leather coats and jackets	0267	12/85	138.5	139.5	139.8	1.5	.2
Men's finished hosiery	0272		130.4	130.3	130.5	.1	.2
Men's unfinished hosiery	0273	06/84	105.8	(?)	105.8	0	(?)
Men's and boys' knit undershirts	0274		134.4	129.9	129.9	-3.3	0
Men's and boys' knit shorts and briefs	0275		116.9	116.9	116.9	-.6	0
Men's and boys' thermal underwear	0277	06/82	172.6	172.6	172.6	.1	0
Men's and boys' robes and dressing gowns	0279	06/85	124.0	124.0	(?)	(?)	(?)
Men's and boy's neckwear	0282		141.4	140.2	140.2	1.2	0
Sweaters, jackets, swimwear, and athletic shorts	0283	12/97	99.7	99.7	99.5	-.4	-2
Men's and boys' dress and woven sport shirts	0286	12/96	99.0	99.4	99.2	.7	-2
Boys' suits and tailored coats	0291		126.2	(?)	(?)	(?)	(?)
Men's/boys' knit sportshirts incl. sweatshirts	0298	06/83	112.3	111.9	111.1	-1.9	-7
Girls', children's and infants'	03		121.2	121.9	121.3	-1.1	-5
Dresses/blouses/shirts, ex. knit sport & sweatshirts	0349	12/84	129.2	129.6	129.5	.7	-1
Coats, coat and legging, and snowpant sets	0352	12/84	189.6	172.6	(?)	(?)	(?)
Sweaters, jackets, and jerseys	0354	12/84	138.1	132.4	132.4	-3.8	0
Other outerwear, n.e.c.	0355	12/84	103.9	105.5	103.8	-3.4	-1.6
Infants' and children's ankle hosiery	0363	06/84	108.7	107.6	107.6	-1.0	0
Other infants' and children's finished hosiery	0365	06/84	104.5	104.5	105.5	.4	1.0
Underwear	0368	06/82	147.2	147.2	147.2	0	0
Nightwear	0369	06/82	114.3	119.6	119.6	2.4	0
Miscellaneous apparel and accessories	04	12/83	127.8	128.0	127.8	.9	-2
Fur products	0407	12/83	124.0	123.4	122.7	2.4	-6
Milling, hats, and caps	0413	12/90	119.3	119.5	119.7	1.2	.2
Fabric workgloves and mittens	0419	06/85	127.8	127.8	127.8	1.2	0
Waterproof outergarments, n.e.c.	0421	06/85	134.6	134.6	134.6	8.4	0
Leather & sheep lined clothing, ex. coats & jackets	0423	12/85	104.9	104.9	104.1	-.8	-.8
Knit products, n.e.c.	0429	12/85	110.1	109.9	109.6	.6	-.3
Apparel and accessories, n.e.c.	0441	12/85	126.2	127.0	126.2	-.6	-6
Contract work on apparel	05	06/87	116.6	116.6	116.6	.1	0
Textile housefurnishings	0382		123.2	123.1	123.1	.4	0
Bed clothes	01		115.2	115.1	115.2	.3	.1
Other textile housefurnishings	03	06/83	129.4	129.4	129.4	.5	0
Cotton towels and washcloths	0303		122.1	122.1	122.1	1.8	0
Draperies	0307		154.0	154.0	154.0	1.0	0
Curtains, except lace	0308	06/84	132.3	132.7	132.7	.2	0
Curtains and draperies, knit	0309	06/98	100.0	100.0	100.0	(?)	0
Other textile housefurnishings	0311	06/83	126.5	126.4	126.4	-.3	0
Fabricated products, n.e.c.	0383		130.6	129.4	129.4	-.8	0
Camping equipment	02		138.8	139.3	139.3	-1.2	0
Sleeping bags	0213	12/85	104.4	104.4	104.4	-2.4	0
Industrial and other fabricated products	03		130.4	129.2	129.2	-.8	0
Men's/boys' suit, coat findings & hat,	0305	12/83	126.9	126.9	125.4	-1.4	-1.2
Automotive trimmings	0308	12/83	125.3	120.6	120.6	-3.8	0
Other trimmings and findings	0311	12/83	138.0	138.0	138.0	1.8	0
Soft fiber cordage and twine, except cotton	0324	06/85	130.3	131.2	126.4	-7.0	-3.7
Cotton cordage and twine	0325	06/85	112.8	112.8	111.1	-5.8	-1.5
Tarpaulins and other covers	0332		283.0	283.0	(?)	(?)	(?)
Textile bags	0341	12/85	129.8	131.2	131.3	1.2	.1
Tents, other than camping tents	0343	12/85	162.2	162.2	162.2	2.5	0
Awnings	0344	12/85	199.8	199.0	199.0	.6	0
All other industrial and fabricated products	0351	12/85	108.0	108.3	108.6	.9	.3
Miscellaneous textile products/services	039	06/85	116.9	116.4	116.1	-1.6	-.3

See footnotes at end of table.

Table 6. Producer price indexes and percent changes for commodity groupings and individual items, not seasonally adjusted—Continued

(1982=100 unless otherwise indicated)

Commodity	Commodity code	Other index base	Index			Percent change Feb. 1999 From:	
			Oct. 1998 ¹	Jan. 1999 ¹	Feb. 1999 ¹	Feb. 1998	Jan. 1999
Textile materials n.e.c. & proc. textile	0391	06/85	114.2	113.3	112.8	-4.6	-0.4
Textile fibers, yarns, and fabrics, n.e.c.	01	06/85	112.6	112.3	112.5	-1.4	.2
Scouring and combing mill products, n.e.c.	0102	06/85	102.2	102.3	100.5	-12.5	-1.8
Padding and upholstery filling	0104	12/85	116.0	116.0	116.3	-1.0	.3
Other non-fabricated products, n.e.c.	0109	06/85	102.4	101.9	100.3	-6.4	-1.6
Cotton linters	0111	12/91	115.9	112.3	113.2	.1	.8
Textile waste	02	12/85	119.5	118.0	116.9	-6.9	-9
Processed textile waste	0201	12/85	156.4	153.1	152.1	-2.2	-7
Waste rags and textile waste	0202	12/86	107.6	106.4	104.6	-13.1	-1.7
Used wiping cloths	0203	12/86	90.3	90.3	90.3	0	0
Contract work on textile products	0392	06/87	116.4	116.1	116.0	.3	-1
Commission finishing of broadwoven fabrics	0101	06/87	125.0	124.6	124.5	.8	-1
Commission embroidering, tucking, pleating, etc.	0102	06/91	104.5	104.5	104.5	0	0
Comm. knit/knit & fin. of circular & warp knit fabr.	0104	12/94	99.0	98.7	98.7	-1.0	0
Hides, skins, leather, and related products	04		146.4	145.5	145.9	-1.7	.3
Hides and skins	041		146.7	147.9	147.0	-7.8	-6
Cattle hides	0411		142.6	143.7	142.9	-7.6	-6
Cattle hides, including kip	0106	12/95	80.4	80.9	80.4	-7.9	-6
Other hides, skins, and pelts	0417	12/88	96.4	98.4	93.7	-20.6	-4.8
Leather	042		178.0	172.5	173.1	-3.5	.3
Finished and unfinished leather	0427	12/97	97.6	94.6	94.9	-3.5	.3
Finished cattlehide and kipside leather	0101		173.8	166.6	167.6	-4.4	.6
Unfinished leather	0103	12/97	100.2	100.2	100.0	-.7	-2
Other leathers, finished and unfinished	0105	12/97	97.0	92.9	92.5	-4.3	-4
Contract tanning and finishing	0109	12/97	99.8	99.8	99.8	0	0
Footwear	043		144.7	145.2	145.9	.8	.5
Men's footwear, excluding athletic	0431		158.4	159.3	160.6	1.8	.8
Men's footwear, except slippers	0501	12/93	110.5	111.2	112.1	1.8	.8
Men's slippers	0505	12/93	108.1	107.5	(?)	(?)	(?)
Women's footwear, excluding athletic	0432		132.0	132.1	132.1	-.7	0
Women's footwear, except slippers	0501	12/93	103.4	103.4	103.4	0	0
Women's slippers	0505	12/93	102.6	102.6	102.6	-5.8	0
Children's footwear, except athletic	0433		144.0	144.7	144.6	.8	-1
Children's footwear, except slippers	0101	12/93	104.1	104.8	104.7	1.0	-1
Youths', boys' ftwear. (size 12 1/2-6)	0435		135.8	140.0	140.0	5.4	0
Infants', babies' ftwear. (size 1-8)	0436		156.6	156.8	156.8	.6	0
Athletic footwear	0437		132.7	132.7	132.7	2.9	0
Other leather and related products	044		144.7	144.9	145.3	.3	.3
Luggage and small leather goods	0441		137.0	136.9	137.6	.5	.5
Hand luggage	0112	12/84	117.1	117.1	117.1	-.3	0
Luggage other than hand luggage	0113	12/84	140.3	140.3	140.3	.6	0
Women's & children's handbags & purses	0128	06/82	127.7	127.4	130.0	1.8	2.0
Other personal leather goods	0132	06/82	143.6	143.6	144.0	.5	.3
Gloves	0442		151.1	151.7	151.7	1.2	0
All leather dress & semidress gloves and mittens	0103	06/85	136.0	137.0	137.0	1.4	0
All leather work gloves and mittens	0104	06/85	153.3	153.7	153.7	1.1	0
Industrial leather	0443		178.2	179.5	179.5	.7	0
Footwear cut stock	0444		156.6	156.8	156.8	-.4	0
Leather/leather-like goods, n.e.c.	0445	06/85	141.8	142.2	142.1	-.1	-1
Leather/leather-like goods, other than belts	0101	06/85	138.9	139.6	139.4	-.1	-1
Leather belts	0111	06/85	144.5	144.5	144.5	0	0
Fuels and related products and power	05		74.2	70.9	68.8	-10.2	-3.0
Coal	051		92.8	94.7	90.2	-4.6	-4.8
Anthracite	0511		105.8	105.8	105.8	-.4	0
Prepared anthracite shipped	01		104.0	104.0	104.0	-.5	0
Bituminous coal	0512		92.7	94.6	90.1	-4.6	-4.8
Spot sales of prepared bituminous coal	02		93.0	92.9	91.8	1.3	-1.2

See footnotes at end of table.

Table 6. Producer price indexes and percent changes for commodity groupings and individual items, not seasonally adjusted—Continued

(1982=100 unless otherwise indicated)

Commodity	Commodity code	Other index base	Index			Percent change Feb. 1999 From:	
			Oct. 1998 ¹	Jan. 1999 ¹	Feb. 1999 ¹	Feb. 1998	Jan. 1999
Bituminous coal—Continued	0512						
Steam electric utilities	0209		94.4	94.3	93.2	2.4	-1.2
All other industrial users	0215	06/83	91.0	90.3	89.7	-2.2	-7
Contract sales of prepared bituminous coal	03		90.3	88.8	88.8	-3.7	0
Steam electric utilities	0301		95.2	93.4	93.5	-4.0	.1
All other industrial users	0306		79.9	80.6	80.4	1.6	-2
Prepared bituminous coal, resid./comm. use	05	12/86	91.2	(²)	91.0	-2	(²)
Prepared bituminous coal for export	06	12/86	85.3	85.1	85.2	-4.5	.1
Prepared bituminous coal, intracomp. trans	07	12/86	102.7	112.2	96.7	-8.5	-13.8
Unprepared coal	08		87.2	85.9	87.3	.3	1.6
Coke oven products	052		97.2	96.7	93.9	-3.4	-2.9
Coke	0522						
Gas fuels	053		70.2	67.4	64.5	-17.2	-4.3
Natural gas	0531		77.6	74.7	71.0	-13.3	-5.0
Liquefied petroleum gas ³	0532						
Propane	0104		52.8	50.3	49.5	-29.8	-1.6
Butane and isobutane	0105		59.7	54.4	56.5	-28.2	3.9
Gas mixtures and other natural gas liquids	0107	06/84	36.7	35.0	32.9	-36.1	-6.0
Gas mixtures and other natural gas liquids	0107		52.9	51.5	50.0	-28.3	-2.9
Electric power	054		130.2	126.7	126.0	-8	-6
Residential electric power	0541	12/90	111.1	107.9	107.3	-1.6	-6
Commercial electric power	0542		130.7	126.8	126.2	-2	-5
Industrial electric power	0543		130.4	127.4	126.6	-5	-6
Other electric power	0545	12/90	107.0	104.6	104.1	-9	-5
Utility natural gas	055	12/90	106.6	111.0	109.2	-5	-1.6
Residential natural gas	0551	12/90	113.4	116.9	115.3	1.0	-1.4
Commercial natural gas	0552	12/90	104.5	111.1	109.2	.7	-1.7
Industrial natural gas	0553	12/90	100.4	105.7	101.3	-6.4	-4.2
Natural gas to electric utilities	0554	12/90	74.9	79.2	80.9	-9.0	2.1
Other natural gas	0555	12/90	107.0	109.9	108.0	-3.7	-1.7
Crude petroleum (domestic production)	0561		35.2	30.4	26.2	-39.4	-13.8
Petroleum products, refined	057		51.0	44.6	42.5	-21.9	-4.7
Gasoline	0571						
Premium grade motor gasolines	03		52.5	45.8	44.8	-19.7	-2.2
Sales to jobbers, retailers and other resellers	0302		57.1	51.6	49.8	-18.8	-3.5
Sales to end users	0303		55.9	50.5	48.7	-18.8	-3.6
Unleaded regular gasoline	04		57.9	51.0	48.3	-22.3	-5.3
Sales to jobbers, retailers and other resellers	0402		50.2	43.2	42.6	-20.4	-1.4
Sales to end users	0403		49.8	42.8	42.2	-20.5	-1.4
Unleaded mid-premium gasoline	05	12/87	53.0	45.9	44.9	-22.3	-2.2
Sales to jobbers, retailers and other resellers	0502	12/87	92.0	81.5	78.7	-17.0	-3.4
Sales to end users	0503	12/87	92.0	81.6	78.7	-17.1	-3.6
Sales to end users	0503		102.2	80.5	(²)	(²)	(²)
Kerosene and jet fuels	0572						
Kerosene	02		47.0	37.1	35.8	-30.4	-3.5
Jet fuels	03		42.3	36.4	35.7	-20.7	-1.9
Kerosene-type	0301		47.6	37.5	36.1	-30.7	-3.7
Kerosene-type	0301		47.9	37.6	36.4	-31.1	-3.2
Light fuel oils	0573						
Fuel oil no. 2	02		47.4	40.4	37.8	-27.3	-6.4
Fuel oil no.2 to resellers	0201		47.9	42.1	39.6	-26.8	-5.9
#2 diesel fuel	03		47.9	42.1	39.6	-26.8	-5.9
Other light fuel oils	04	06/85	47.3	39.7	37.0	-27.9	-6.8
Other light fuel oils	04		61.2	49.6	(²)	(²)	(²)
Residual fuels	0574						
Sales to resellers	07	06/85	41.7	35.2	28.2	-40.4	-19.9
Containing < 1% sulfur	0701		62.0	49.3	40.0	-36.2	-18.9
Containing > 1% sulfur	0702		50.4	(²)	(²)	(²)	(²)
Sales to end users	08	06/85	48.6	29.5	26.8	-47.7	-9.2
Sales to end users	08		48.8	(²)	(²)	(²)	(²)
Finished lubricants	0576						
Lubricating grease	03		132.1	134.6	126.3	6.2	-6.2
Lubricating and similar oils	04	06/85	143.6	146.1	144.8	1.0	-9
Lubricating and similar oils	04		122.4	124.7	116.5	6.8	-6.6

See footnotes at end of table.

Table 6. Producer price indexes and percent changes for commodity groupings and individual items, not seasonally adjusted—Continued

(1982=100 unless otherwise indicated)

Commodity	Commodity code	Other index base	Index			Percent change Feb. 1999 From:	
			Oct. 1998 ¹	Jan. 1999 ¹	Feb. 1999 ¹	Feb. 1998	Jan. 1999
Petroleum and coal products, n.e.c.	058	12/84	66.6	78.1	60.5	-12.4	-22.5
Petroleum and coal products, n.e.c.	0581						
Petroleum coke	0111	06/85	10.0	(?)	(?)	(?)	(?)
Other petroleum and coal products	0119	12/84	141.2	140.2	140.4	-3.7	.1
Chemicals and allied products	06		143.3	143.0	142.7	-2	-2
Industrial chemicals	061		119.2	118.9	118.0	-4.9	-8
Basic inorganic chemicals ⁴	0613		116.5	112.7	110.7	-7.4	-1.8
Alkalies and chlorine	01		121.0	108.2	100.5	-17.1	-7.1
Natural sodium carbonate	0103		97.1	94.8	91.4	-7.2	-3.6
Chlorine	0107	12/97	44.9	36.4	30.5	-67.5	-16.2
Sodium hydroxide (caustic soda)	0108	12/97	113.3	97.6	89.3	-17.8	-8.5
Other alkalies	0109	12/97	98.3	99.0	97.0	-3.5	-2.0
Other inorganic chemicals	02		115.5	114.2	113.7	-4.8	-4
Aluminum compounds	0209	06/95	78.0	73.6	72.9	-16.7	-1.0
Lime,inc. quick, hydrated & dead burned dolomite	0213		116.4	116.5	116.5	-.5	0
Sodium compounds	0216	06/95	107.5	107.9	108.2	.8	.3
Sulfuric acid	0232	06/87	110.1	110.0	110.0	-.2	0
Other inorganic acids	0242	12/82	125.8	123.9	124.7	.6	.6
Barite	0252	12/84	84.9	84.9	85.1	.2	.2
Rock salt	0271	12/84	154.2	156.5	158.3	.3	1.2
Potassium compounds	0273	06/95	113.2	118.2	118.6	7.0	.3
Processed or refined potassium salts	0274	12/84	140.1	139.3	141.3	6.2	1.4
Other inorganic chemicals	0282	12/82	120.5	119.4	119.3	-4.5	-1
Basic organic chemicals ⁴	0614		119.0	119.8	119.2	-4.2	-5
Primary	01		74.6	75.0	76.2	-14.2	1.6
Benzene	0101		53.7	58.7	55.9	-11.8	-4.8
Ethylene	0121		108.7	(?)	(?)	(?)	(?)
Toluene	0141		71.6	(?)	(?)	(?)	(?)
Other basic organic chemicals	0199	06/87	132.9	(?)	(?)	(?)	(?)
Intermediate	02		119.9	118.7	116.8	-2.4	-1.6
Phenol	0242	06/87	110.9	107.7	101.6	-12.7	-5.7
Other intermediate organic chemicals	0299	06/87	110.7	109.3	107.4	-2.1	-1.7
Other basic organics	03		122.7	124.1	123.1	-1.1	-8
Fluorinated hydrocarbons	0329	06/95	174.0	172.5	162.8	-7.5	-5.6
Other basic organics	0399	06/87	126.1	127.8	127.1	-1.0	-5
Paints and allied products	062		151.4	151.8	151.9	1.5	.1
Prepared paint	0621		155.7	156.3	157.1	2.4	.5
Architectural coatings	01		164.0	164.3	164.8	1.3	.3
Interior water based paint	0101		169.5	169.7	169.7	1.0	0
Interior solvent based paint	0131		186.6	186.6	186.6	1.7	0
Exterior solvent based paint	0171	06/83	158.0	158.8	161.2	2.8	1.5
Exterior water based paint	0181	06/83	140.4	140.7	141.0	.8	.2
OEM finishes	02	06/83	126.8	127.2	127.4	.6	.2
Special purpose coatings	03	06/83	184.6	185.9	188.3	6.3	1.3
Paint materials	0622		144.4	144.5	142.9	-.5	-1.1
Paint resins	01		138.3	(?)	(?)	(?)	(?)
Paint colors	02		159.0	160.0	158.4	1.1	-1.0
Iron oxide pigments	0206	06/83	173.1	171.9	174.6	-1.2	1.6
Titanium pigments	0209		160.8	163.3	160.6	4.2	-1.7
All other organic pigments	0298	06/87	136.4	136.8	136.4	-.9	-.3
All other inorganic pigments	0299	06/83	138.4	136.6	134.9	-4.7	-1.2
Paint fillers	04		116.4	113.8	113.7	-3.2	-1
Allied and miscellaneous paint products	0623	06/83	156.5	157.2	158.9	2.0	1.1
Paint and varnish removers	0111	12/88	132.7	132.7	132.7	-1.7	0
Thinners for dopes, lacquers & oleoresinous thinners	0112	12/88	169.3	169.3	176.0	4.0	4.0
Misc. related prod., inc putty, brush cleaners, etc.	0113	12/88	124.5	125.2	125.5	1.6	.2
Drugs and pharmaceuticals	063		248.6	252.0	252.8	12.6	.3
Medicinal and botanical chemicals	0631		135.2	141.1	138.8	2.6	-1.6
Synthetic organic medicinal chemicals, bulk	0201	06/82	133.6	140.4	135.4	1.3	-3.6
Other medicinals and botanicals, bulk	0202	06/82	131.8	131.8	145.8	10.6	10.6
Preparations, veterinary	0634		140.0	140.0	136.9	(?)	-2.2
Preparations, ethical (prescription)	0635		335.8	338.0	340.8	20.6	.8
Systemic anti-infectives	01		211.6	212.3	212.0	5.6	-1
Cephalosporins	0111		250.9	251.5	251.6	3.7	0
Other broad and medium spectrum antibiotics	0119		100.6	101.7	101.1	2.0	-.6
Systemic penicillins	0129	06/87	159.9	161.5	(?)	(?)	(?)
Anti-arthritis	02		166.9	169.4	167.5	4.0	-1.1
Sedatives	03		708.9	724.7	719.7	10.8	-.7

See footnotes at end of table.

Table 6. Producer price indexes and percent changes for commodity groupings and individual items, not seasonally adjusted—Continued

(1982=100 unless otherwise indicated)

Commodity	Commodity code	Other index base	Index			Percent change Feb. 1999 From:	
			Oct. 1998 ¹	Jan. 1999 ¹	Feb. 1999 ¹	Feb. 1998	Jan. 1999
Preparations, ethical (prescription)—Continued	0635						
Antispasmodic/antisecretory	05		350.5	355.1	355.1	2.3	0
Cardiovascular therapy	06		327.2	334.9	334.9	6.2	0
Antihypertensive drugs	0611		339.5	356.1	356.9	10.3	.2
Vasodilators	0612		282.9	292.8	292.7	10.4	0
Other cardiovasculars	0619		317.2	320.7	320.6	3.5	0
Diabetes therapy	07		237.8	246.7	247.7	8.3	.4
Hormones	08		240.1	250.6	249.3	6.5	-.5
Diuretics	09		327.4	327.4	333.5	22.6	1.9
Dermatologicals	11		341.6	348.8	358.7	8.7	2.8
Fungicides	1111		340.7	(²)	(²)	(²)	(²)
Acne preparations	1119	12/87	270.5	280.9	284.2	14.7	1.2
Topical anti-infectives	1114	12/87	107.8	107.8	114.2	8.3	5.9
Other dermatological preparations	1119	06/87	232.2	237.3	245.0	9.9	3.2
Analgesics, internal	13		338.8	340.7	342.8	8.1	.6
Narcotic analgesics	1312	12/87	189.1	192.8	192.2	9.3	-.3
Non-narcotic analgesics	1323		234.4	233.6	236.4	7.3	1.2
Cough and cold preparations	15		390.6	390.6	391.0	5.4	.1
Oral cold preparations	1511	12/87	181.1	181.1	(²)	(²)	(²)
Other cough and cold preparations	1519	12/87	202.3	(²)	203.6	14.5	(²)
Vitamins	16		264.5	269.9	267.3	4.3	-1.0
B-complex	1612		295.8	(²)	(²)	(²)	(²)
Other vitamins	1618	06/87	165.0	167.9	166.2	1.3	-1.0
Hospital solutions	17		88.9	89.1	89.1	2.2	0
Miscellaneous ethical preparations	99		528.9	527.1	536.6	46.5	1.8
Anticoagulants	9913		147.3	150.7	145.2	3.3	-3.6
Anticonvulsants	9914		247.4	229.0	220.1	-23.1	-3.9
Systemic antihistamines	9915		445.8	447.3	450.7	5.1	.8
Bronchial therapy	9916		494.4	512.0	512.1	7.0	0
Cancer therapy products	9917		427.5	423.0	434.9	6.0	2.8
CNS stimulants	9918		651.8	662.0	672.8	18.2	1.6
Muscle relaxants	9922		569.9	285.9	571.2	107.8	99.8
Nutrients and supplements	9923		333.5	351.3	(²)	(²)	(²)
Ophthalmic and otic preparations	9924		332.6	341.8	341.6	8.0	-.1
Psychotherapeutics	9925		1,455.7	1,467.6	1,468.7	192.6	.1
Tuberculosis therapy	9926		284.2	284.2	284.2	0	0
Other miscellaneous ethical preparations	9999		251.7	254.9	255.9	4.5	.4
Preparations, proprietary (over counter)	0636		184.3	185.6	185.2	.1	-.2
Vitamins	01		149.9	151.2	151.2	1.0	0
Adult multivitamins	0111		140.5	141.5	(²)	(²)	(²)
B-complex	0112		144.2	144.2	144.2	-5.7	0
Other vitamins	0119		165.6	167.9	(²)	(²)	(²)
Cough and cold preparations	02		209.8	210.1	210.1	.8	0
Cough syrups, expectorants, drops, lozenges, etc.	0221		177.9	178.8	178.8	1.0	0
Cold tablets, capsules	0222		248.8	248.8	248.8	1.0	0
Decongestants	0223		248.6	248.6	248.6	.4	0
Other cough and cold preparations	0229		195.8	195.8	195.8	1.0	0
Laxatives	03		185.3	193.5	193.1	4.2	-.2
Analgesics, internal	04		190.4	196.6	191.4	-.3	-2.6
External analgesics and counterirritants	06		115.7	(²)	(²)	(²)	(²)
Antacids	08		184.5	189.3	189.3	5.7	0
Dermatologicals	09		185.4	183.9	183.9	.8	0
Other dermatologicals	0919		223.4	223.4	223.4	4.1	0
Miscellaneous proprietary preparations	99		188.8	188.9	188.8	-2.4	-.1
Ophthalmic preparations	9918	12/87	177.4	(²)	(²)	(²)	(²)
Other miscellaneous proprietary preparations	9999		163.3	163.3	163.3	-4.0	0
Biological products	0637		161.9	165.9	166.9	5.4	.6
Blood & derivatives, human use	11		147.7	(²)	151.6	29.0	(²)
Diagnostics and other biologicals	14		173.5	178.8	179.4	2.2	.3
Diagnostic substances	1402		137.1	139.4	140.0	.8	.4
Allergenic products	1403		262.4	284.5	284.5	7.5	0
Biologicals for veterinary use	15		107.3	108.7	108.2	-.2	-.5
Veterinary vaccines	1514		104.2	104.7	105.1	.5	.4
Other biologicals for veterinary use	1516	06/87	126.0	(²)	126.7	-1.7	(²)
Fats and oils, inedible	064		113.8	110.5	98.9	-11.5	-10.5
Fats and oils, inedible	0641						
Fish and marine animal oil	0121		269.8	199.5	176.7	-29.3	-11.4
Tallow, incl. inedible animal stearin	0151		112.2	109.6	96.3	-11.7	-12.1
Grease, other than wool grease	0181	12/82	98.6	103.2	98.2	-4.5	-4.8
Agricultural chemicals and chemical prod	065		127.2	124.7	125.1	-3.7	.3
Mixed fertilizers	0651		114.3	114.0	114.0	-1.9	0
Fertilizer materials	0652		110.9	106.9	107.9	-4.6	.9
Nitrogenates	01		101.5	95.6	96.1	-16.4	.5
Anhydrous ammonia	0105		113.9	109.8	115.1	-21.5	4.8

See footnotes at end of table.

Table 6. Producer price indexes and percent changes for commodity groupings and individual items, not seasonally adjusted—Continued

(1982=100 unless otherwise indicated)

Commodity	Commodity code	Other index base	Index			Percent change Feb. 1999 From:	
			Oct. 1998 ¹	Jan. 1999 ¹	Feb. 1999 ¹	Feb. 1998	Jan. 1999
Fertilizer materials—Continued	0652						
Solid & solution nitrate	0111		96.7	88.0	88.7	-10.1	0.8
Nitrogen solutions	0126		103.9	99.0	91.7	-13.7	-7.4
Nitric acid	0127	12/93	88.3	86.7	87.0	-8.3	.3
Urea	0136		79.7	70.8	69.1	-15.3	-2.4
Phosphates	02		115.5	112.8	114.3	4.2	1.3
Ammonium phosphates	0265		115.0	112.2	111.2	1.2	-9
Other agricultural chemicals	0653		146.8	145.9	145.5	-3.2	-3
Nonhousehold insecticides	0101	06/82	183.3	177.4	184.0	3.0	3.7
Nonhousehold herbicides	0102	06/82	126.2	126.2	123.5	-6.9	-2.1
Nonhousehold fungicides	0103	06/82	135.7	136.1	136.1	-4.3	0
Other nonhousehold pesticides	0104	06/82	148.5	149.6	149.6	.8	0
Household pesticides	0105	06/82	147.0	147.0	147.0	0	0
Plastic resins and materials	066		118.6	115.4	115.1	-12.9	-3
Thermoplastic resins	0662		115.3	111.9	111.6	-14.6	-3
Polyester resins, saturated	02		148.0	147.0	147.0	-6.3	0
Polypropylene resins	05		74.9	74.8	73.6	-27.1	-1.6
Styrene plastics materials	06		107.9	104.7	101.7	-10.7	-2.9
Vinyl and vinylidene resins	07		102.7	102.9	105.1	-15.4	2.1
Other thermoplastic resins	11	12/98	(²)	99.7	99.7	(²)	0
Other thermoplastic resins, incl. nylon and vinyl	1103	12/98	(²)	99.9	100.2	(²)	.3
Thermosetting resins	0663		140.9	139.1	138.8	-3.6	-2
Other chemicals and allied products	067		135.1	134.8	134.7	.4	-1
Soap and synthetic detergents	0671		126.5	125.4	125.4	-.6	0
Soaps & synth. detergents, ex. glycerin	04	06/83	121.5	120.4	120.4	-.6	0
Soaps and detergents, nonhousehold	0401	06/83	148.1	147.9	147.9	.4	0
Household detergents	0402		108.8	106.8	106.9	-1.4	.1
Household soap, except specialty cleaners	0403	06/83	147.3	148.4	148.2	.7	-1
Specialty cleaning, polish, & san. prods	0672	06/83	136.9	135.4	135.5	2.3	.1
Specialty cleaning and sanitation products	0102	06/83	134.0	131.7	131.9	3.5	.2
Polishing preparations and related products	0103	06/83	145.0	145.0	145.0	.1	0
Cosmetics and other toilet preparations	0675		133.2	133.4	133.4	1.4	0
Shaving preparations	02		113.0	113.0	113.0	-.7	0
Aftershave preparations	0205		122.3	(²)	122.3	0	(²)
Perfume, cologne & toilet water	03		157.4	157.4	157.4	5.0	0
Perfume	0301		142.7	142.7	142.7	.4	0
Cologne and toilet water	0305		166.5	166.5	166.5	8.5	0
Hair preparations	04		129.5	131.0	131.1	-.1	.1
Synthetic organic detergent shampoo	0405		95.2	96.5	96.5	.7	0
Hair tonics (inc. conditioners)	0411		107.9	113.8	110.0	-6.5	-3.3
Hair dressings	0421		139.3	135.9	135.9	4.5	0
Hair spray (aerosol)	0425		115.1	116.3	118.9	4.9	2.2
Hair spray (non-aerosol)	0426	12/86	124.0	124.0	124.0	.1	0
Home and commercial permanents	0431		151.5	153.0	153.2	-4.6	.1
Hair coloring	0441		210.3	210.5	211.5	1.7	.5
Dentifrices	05		104.4	103.8	(²)	(²)	(²)
Toothpaste	0501		105.1	104.5	(²)	(²)	(²)
Creams	06		157.4	157.5	157.5	2.1	0
Cleansing creams	0601		163.4	164.0	164.0	1.2	0
Foundation creams	0602		161.0	161.0	161.0	2.0	0
Lubricating creams	0603		144.8	144.8	144.8	.5	0
Other creams	0604		150.5	150.5	150.5	3.7	0
Lotions and oils	07		122.6	122.4	122.8	.7	.3
Suntan & sunscreen	0701		109.2	109.2	109.2	0	0
Cleansing lotion and cosmetic oils	0702		121.2	118.9	120.4	.6	1.3
Hand lotions	0704		147.0	147.3	(²)	(²)	(²)
Other lotions and oils	0705		107.9	108.1	108.4	1.1	.3
Cosmetics	08		141.9	141.9	141.9	.6	0
Lip preparations	0801		118.4	118.4	118.4	1.2	0
Blushes	0802		139.6	139.6	139.6	0	0
Eye preparations	0803		165.7	165.7	165.7	.1	0
Deodorant	09		109.0	109.0	109.0	3.6	0
Cream, liquid and roll-on deodorant	0902		117.5	117.5	117.5	4.1	0
Manicure preparations	11		175.8	(²)	(²)	(²)	(²)
Nail lacquer and enamel	1101		183.0	(²)	(²)	(²)	(²)
Powders	12		165.6	165.6	165.6	0	0
Face powder	1202		148.4	148.4	148.4	0	0
Bath oils and salts	13		140.8	140.8	140.9	1.6	.1
Misc. chemical prod. and preparations	0679		138.9	138.9	138.5	-.4	-3
Explosives	02		146.9	145.8	146.5	-2.0	.5
Other blasting accessories	0225		163.4	160.4	162.5	-3.7	1.3
ANFO, except slurry	0231		144.8	144.2	144.4	-2.5	.1

See footnotes at end of table.

Table 6. Producer price indexes and percent changes for commodity groupings and individual items, not seasonally adjusted—Continued

(1982=100 unless otherwise indicated)

Commodity	Commodity code	Other index base	Index			Percent change Feb. 1999 From:	
			Oct. 1998 ¹	Jan. 1999 ¹	Feb. 1999 ¹	Feb. 1998	Jan. 1999
Misc. chemical prod. and preparations—Continued	0679						
Water gel and slurries, except permissible slurries	0232		161.3	(²)	161.3	0.9	(²)
Other industrial explosives	0233		154.3	154.6	154.4	-.9	-0.1
Industrial gases	03		142.0	142.6	141.7	-2.3	-6
Acetylene	0301		158.5	(²)	157.8	-.5	(²)
Carbon dioxide	0302		118.9	118.9	118.9	-1.2	0
Nitrogen	0303		95.7	95.7	95.0	-2.9	-7
Oxygen	0304		166.6	(²)	165.9	-3.9	(²)
Adhesives and sealants	04	12/83	152.3	153.0	152.5	1.5	-.3
Natural base glues and adhesives	0401	12/83	158.3	158.3	158.2	.4	-.1
Synthetic resin and rubber adhesives	0402	12/83	154.1	155.1	154.4	1.6	-.5
Caulking compounds and sealants	0403	12/83	139.2	139.2	139.2	1.5	0
Surface active agents	05	12/83	156.2	156.0	154.1	-1.5	-1.2
Textile and leather assistants and	0501	12/83	135.5	134.6	134.9	-.7	.2
Bulk surfactants	0502	12/83	158.4	158.5	156.2	-1.6	-1.5
Gum and wood chemicals	06	06/84	141.8	141.8	141.7	-1.0	-.1
Softwood distillation products	0601	06/84	112.9	112.9	112.9	.2	0
Hardwood distillation products	0603	06/84	160.2	160.0	160.0	-2.4	0
Tall oils	0606		160.1	161.1	161.0	2.3	-.1
Other miscellaneous chemical products	09		125.1	124.9	124.9	-.2	0
Salt, evaporated and solar	0904	06/85	119.3	123.2	122.4	.9	-.6
Carbon, black	0918	12/83	112.5	111.3	111.6	-6.5	-.3
Printing ink	0919	06/84	136.8	136.9	136.8	.4	-.1
Fatty acids	0921	06/85	113.1	110.4	110.7	-7.3	.3
Water-treating compounds	0961	06/85	133.8	134.0	134.0	2.3	0
Gelatin, except ready-to-eat desserts	0981	06/90	144.8	139.1	139.4	-4.9	.2
Other chemical preparations, n.e.c.	0999	06/85	139.5	139.1	139.3	.4	.1
Rubber and plastic products	07		122.2	122.0	121.7	-1.1	-.2
Rubber and rubber products	071		115.3	114.6	114.4	-1.0	-.2
Rubber, except natural rubber	0711		115.8	114.9	114.9	-2.5	0
Synthetic rubber	02		116.4	115.5	115.5	-2.6	0
Nitrile-solid	0217		127.0	127.0	127.0	(²)	0
Styrene butadiene-solid	0219		102.8	99.5	99.5	-8.0	0
Styrene butadiene-latex	0221		109.5	106.8	106.8	-4.5	0
Ethylene propylene	0231	06/83	135.8	135.8	135.8	3.3	0
Other synthetic rubber	0299		131.6	131.6	131.6	.2	0
Tires, tubes, tread, & repair materials	0712		94.0	93.0	92.5	-2.1	-.5
Tires	01		92.2	91.1	90.5	-2.4	-.7
Passenger car radial tires	0103		87.1	85.5	84.6	-3.6	-1.1
Truck/bus tires, including off-highway	0105		89.8	89.4	89.4	-.9	0
Tractor/implement tires	0111		124.7	123.6	123.3	-1.1	-.2
Other pneumatic and all solid tires	0121	06/83	127.1	127.5	126.8	-.2	-.5
Inner tubes	02		108.3	108.3	(²)	(²)	(²)
Tread rubber, tire sundries, & repair matl	03		128.6	128.9	128.8	-.3	-.1
Tread rubber, natural and synthetic	0351		119.7	119.6	(²)	(²)	(²)
Other tire sundries and repair materials, n.e.c.	0353		166.8	169.5	(²)	(²)	(²)
Miscellaneous rubber products	0713		138.9	138.7	138.7	.2	0
Footwear	01		128.0	128.0	128.6	.5	.5
Protective footwear	0107		161.5	161.5	161.8	.3	.2
Non-protective footwear, fabric upper	0108	12/86	108.7	108.7	109.3	.6	.6
Rubber and plastic belts and belting	03		148.3	149.3	149.2	1.4	-.1
Conveyor and elevator	0361		176.8	176.9	176.8	0	-.1
Motor vehicle belts	0364		129.5	132.6	132.6	2.4	0
Non-flat rubber and plastic belts	0369	06/83	128.8	(²)	(²)	(²)	(²)
Rubber hose	04		142.1	142.4	142.4	.4	0
Hose, garden	0456		212.8	(²)	(²)	(²)	(²)
Hose, hydraulic	0481		145.0	145.8	145.8	.7	0
Hose, mandrel made, textile, nonhydraulic	0482		169.4	170.9	170.9	1.8	0
Hose, mandrel made, wire, nonhydraulic	0483		83.7	83.7	83.7	0	0
All other rubber hose	0484		137.1	137.1	137.1	0	0
Miscellaneous rubber products, n.e.c.	06	06/83	132.1	131.7	131.7	.1	0
Molded rubber mechanical goods	0602	06/83	119.7	119.9	119.3	-.6	-.5
Extruded and lathe cut, mechanical rubber goods	0603	06/83	125.7	125.4	126.0	.6	.5
Industrial rubber products, n.e.c.	0604	06/83	159.2	160.3	160.5	1.5	.1
Rubber clothing and coated fabrics	0605	06/83	141.0	141.0	141.0	.9	0
Other rubber goods	0606	06/83	134.2	134.4	134.6	.5	.1
Sponge and foam rubber	0607	06/83	143.2	142.5	142.5	1.4	0
Rubber floor and wall coverings	0608	06/83	121.9	121.9	121.9	-.6	0
Rubber druggist and medical sundries, exc. gloves	0611	06/83	151.9	152.1	152.7	1.1	.4
Compounds or mixtures	0612	06/83	126.2	126.2	126.1	-.6	-.1
Rubber gloves	0613	12/88	105.4	99.0	99.0	-1.8	0
Plastic products	072		128.7	128.7	128.3	-1.2	-.3
Plastic construction products	0721		125.0	124.4	124.9	-1.7	.4
Plumbing products	0601		105.9	105.4	105.9	-4.3	.5

See footnotes at end of table.

Table 6. Producer price indexes and percent changes for commodity groupings and individual items, not seasonally adjusted—Continued

(1982=100 unless otherwise indicated)

Commodity	Commodity code	Other index base	Index			Percent change Feb. 1999 From:	
			Oct. 1998 ¹	Jan. 1999 ¹	Feb. 1999 ¹	Feb. 1998	Jan. 1999
Plastic construction products—Continued	0721						
Other plastic construction products	0602		137.5	136.8	137.4	-1.0	0.4
Unsupp. plastic film/sheet/other shapes	0722		126.7	126.1	124.9	-3.8	-1.0
Laminated plastic sheets, rods, and tube	0723		145.6	146.8	148.7	4.9	1.3
Plastic packaging (except film and sheet)	0725		122.1	121.4	121.4	-2.6	0
Plastic parts and components for mfg.	0726		117.1	117.1	117.2	-.1	.1
Parts for transportation equip.	01		120.9	120.9	120.9	-.1	0
Other parts and components for mfg.	02		110.5	110.6	110.6	-.1	0
Consumer, institut., & comm. prod., nec.	0728		130.8	133.3	131.6	-.5	-1.3
Other plastic products	0729	12/82	137.0	136.4	134.6	-1.4	-1.3
Plastic furniture components and furnishings	0101	12/82	131.4	131.5	131.1	1.3	-.3
All other plastic products	0199	06/87	127.7	126.7	124.2	-3.1	-2.0
es at end of table.	See						
Lumber and wood products	08		175.5	177.5	179.8	-1.3	1.3
Lumber	081		171.7	177.8	181.2	-3.0	1.9
Softwood lumber	0811		171.9	181.3	186.8	-3.2	3.0
Douglas fir, dressed	01		172.4	188.5	196.7	-2.8	4.4
Boards under 2" thick	0125		178.0	187.4	187.2	-1.5	-.1
2" lumber	0126		168.6	187.4	197.8	-2.9	5.5
Timbers & lumber over 2" thick	0127		190.2	189.7	195.2	-6.2	2.9
Southern pine, dressed	02		162.0	175.6	185.9	-2.2	5.9
Boards under 2" thick	0245		157.1	155.1	160.3	-18.8	3.4
2" lumber	0246		161.8	179.8	191.9	3.0	6.7
Timbers & lumber over 2" thick	0247		175.6	179.8	183.3	-12.7	1.9
Other species, dressed	03		180.8	194.9	200.5	.9	2.9
Western species (ex. Douglas fir)	0332	12/86	161.9	176.9	182.5	2.6	3.2
Rough softwood lumber	04		154.1	154.2	155.3	-9.2	.7
Eastern species	0411	12/86	121.6	124.0	121.5	-13.0	-2.0
Western species	0412	12/86	171.4	168.9	173.7	-6.1	2.8
Flooring, siding, and cut stock	05		199.8	200.0	200.5	-3.3	.3
Softwood cut stock	0503		214.2	214.3	214.8	-3.0	.2
Hardwood lumber	0812		177.6	176.3	175.0	-2.7	-.7
Rough hardwood lumber	01		181.5	179.7	178.5	-3.0	-.7
Oak	0107		190.4	187.5	185.1	-3.3	-1.3
Maple, gum, and ash rough	0113	06/95	101.4	101.1	101.0	-6.0	-.1
Poplar	0133		122.4	120.5	120.3	-2.9	-.2
Other rough hardwood lumber	0199	06/95	106.5	107.5	107.9	4.8	.4
Dressed hardwood lumber, ex. siding	02		167.8	166.2	165.7	-2.8	-.3
Oak	0201		158.3	154.5	152.6	-4.3	-1.2
Other than oak	0202		175.3	176.0	176.9	-1.3	.5
Hardwood dimension	03		181.4	181.8	182.1	.8	.2
Hardwood dimension stock	0311	06/84	156.3	156.9	157.0	.9	.1
Wood frames for household furniture	0312	06/84	159.6	158.9	160.1	.7	.8
Hardwood flooring	04	06/84	153.8	151.6	148.0	-6.8	-2.4
Millwork	082		171.7	171.6	171.9	.6	.2
General millwork	0821		172.9	173.2	173.2	.8	0
Wood kitchen cabinets and cabinetwork	0101		157.5	157.9	158.0	1.2	.1
Vanities and other cabinetwork	0103	06/84	152.6	152.7	152.6	.3	-.1
Wood window units	0112	06/83	158.2	158.4	158.4	.6	0
Wood sash	0122	06/83	162.4	162.4	162.5	1.6	.1
Wood window and door frames	0132	06/83	132.3	127.0	126.1	-9.2	-7
Wood doors, flush and panel, interior and exterior	0142	06/83	160.3	161.7	162.6	2.7	.6
Other wood doors, incl. garage, screen, storm, etc.	0152	06/83	157.9	158.1	157.7	.3	-.3
Wood mouldings, ex. prefinished from purchased mldgs	0162	06/83	149.3	149.9	148.7	-.6	-.8
Wood frames, frame moulding, and framed pictures	0174	06/84	180.3	180.3	182.5	1.7	1.2
Other millwork products	0183	06/83	174.9	175.9	175.9	2.6	0
Prefabricated structural members	0822		171.8	169.3	170.8	.1	.9
Roof trusses	0101		165.1	163.3	165.3	-.1	1.2
Floor trusses, including I-beam floor joists	0102		200.0	200.3	201.9	2.2	.8
Glued-laminated lumber	0103		140.2	136.6	136.9	-6.3	.2
Other fabricated structural wood products	0106		209.0	198.2	197.2	5.6	-.5
Miscellaneous millwork products	0823	06/84	155.2	154.7	155.1	.2	.3
Plywood	083		156.7	161.8	168.9	10.2	4.4
Softwood plywood	0831		174.3	184.1	195.9	17.4	6.4
Western, inland and other non-southern	01		178.2	190.6	202.3	18.0	6.1

See footnotes at end of table.

Table 6. Producer price indexes and percent changes for commodity groupings and individual items, not seasonally adjusted—Continued

(1982=100 unless otherwise indicated)

Commodity	Commodity code	Other index base	Index			Percent change Feb. 1999 From:	
			Oct. 1998 ¹	Jan. 1999 ¹	Feb. 1999 ¹	Feb. 1998	Jan. 1999
Softwood plywood--Continued	0831						
Unsanded, except cdx	0112		166.2	179.8	190.0	22.0	5.7
Sanded, including a-c	0117	12/86	182.5	184.2	189.7	11.9	3.0
Southern	02		174.7	181.0	199.1	21.0	10.0
Cdx	0201		175.9	179.6	199.7	21.2	11.2
Unsanded, except cdx	0203		178.6	188.8	203.6	19.8	7.8
Sanded, including a-c	0221		166.9	188.1	202.7	25.5	7.8
Softwood plywood type products	03		174.7	179.8	183.7	9.2	2.2
Hardwood plywood and related products	0832		126.5	126.7	126.6	-.6	-.1
Hardwood plywood	0103	06/85	141.0	140.9	140.7	-1.3	-.1
Hardwood plywood products, incl. reinforced panels	0105	06/85	141.8	142.4	142.4	.4	0
Softwood plywood veneer, ex. rein./backe	0833		176.1	176.3	184.7	1.1	4.8
Hardwood plywood veneer	0834	06/85	136.2	133.3	133.0	-2.6	-2
Other wood products	084		134.2	130.9	131.3	-3.9	.3
Wood pallets and skids	0841		178.1	178.6	178.6	.6	0
Boxes	0842		150.5	150.6	151.1	.4	.3
Nailed or lock-corner wooden boxes	0101	06/85	124.4	124.8	124.6	.1	-.2
Wirebound boxes	0124	12/85	153.2	153.2	153.2	2.0	0
Veneer and plywood containers, except boxes & crates	0125	12/85	201.0	201.0	201.0	.1	0
Slack and tight cooperage	0126	12/85	161.7	161.7	165.0	-.1	2.0
Miscellaneous wood products	0849		109.8	103.8	104.4	-8.7	.6
Miscellaneous wood products - non-contract	01		109.7	103.4	104.1	-8.9	.7
Wood chips	0101		95.5	89.6	90.1	-8.8	.6
Railway and mine ties	0102		175.6	168.9	172.9	2.2	2.4
Shingles, shakes, cooperage stock and excelsior	0105	12/85	220.7	215.3	215.4	-3.6	0
Other sawmill/planning mill products	0109	06/95	104.0	104.4	104.4	-.3	0
Mfg of lumber owned by others (contract wk	02	12/86	118.0	118.0	118.0	-2.3	0
Logs, bolts, timber and pulpwood	085		201.0	200.7	202.1	-6.6	.7
Logs, bolts, timber and pulpwood	0851						
Softwood logs, bolts and timber	01		232.1	233.2	236.4	-5.0	1.4
Douglas fir logs, bolts and timber	0101		244.8	253.4	258.2	-1.6	1.9
Other softwood logs and bolts	0102		216.7	214.4	216.7	-6.8	1.1
Hardwood logs, bolts and timber	02		125.8	125.6	124.0	-14.1	-1.3
Pulpwood	03		107.8	104.6	103.9	-10.4	-.7
Softwood pulpwood	0301		108.3	104.5	104.0	-8.5	-.5
Hardwood pulpwood	0302		96.8	95.4	94.3	-15.9	-1.2
Other roundwood products	04	06/86	142.4	141.4	137.6	-6.5	-2.7
Prefabricated wood buildings & component	086	12/84	160.6	160.6	161.1	2.0	.3
Prefabricated wood buildings & component	0861						
Components not sold as complete units	0101	12/84	149.4	144.0	146.8	-3.8	1.9
Precut packages sold as complete units	0102	12/84	195.1	196.5	196.5	4.7	0
Panelized buildings sold as complete units	0103	12/84	164.8	165.7	165.7	1.8	0
Modular buildings shipped with floor & walls	0104	12/84	144.9	145.3	145.5	2.0	.1
Treated wood and contract wood preservin	087	06/85	158.1	161.1	165.5	.5	2.7
Treated wood and contract wood preservin	0871						
Treated wood	01	06/85	159.2	162.3	166.8	.5	2.8
Poles, piles, and posts	0101	06/85	171.4	172.1	172.1	.8	0
Other wood products	0102	06/85	152.0	155.8	161.6	.4	3.7
Contract wood preserving	02	06/85	128.7	128.5	131.3	.2	2.2
Pulp, paper, and allied products	09		171.1	170.8	170.7	-.9	-.1
Pulp, paper, and prod., ex. bldg. paper	091		144.8	143.3	142.7	-4.5	-.4
Woodpulp	0911		116.9	116.1	113.0	-11.6	-2.7
Paper-making woodpulp	02		110.8	108.8	105.4	-15.5	-3.1
Softwood sulfate, bleached and semibleached	0211		113.7	110.8	105.1	-20.0	-5.1
Hardwood sulfate, bleached and semibleached	0212		100.5	99.9	99.5	-8.8	-.4
Pulp, other than wood, inc pulp mill bypro	04	12/82	174.9	177.1	176.8	-3.4	-.2
Wastepaper	0912		132.8	123.2	139.6	-15.1	13.3
News	01		127.5	119.4	136.0	32.2	13.9
Northeast	0121	12/86	66.9	62.5	76.2	46.5	21.9
North Central	0122	12/86	27.7	25.2	30.6	20.9	21.4
South	0123	12/86	90.9	88.0	89.3	6.7	1.5
West	0124	12/86	102.5	96.1	107.3	33.0	11.7
Mixed papers	02		188.4	170.0	206.8	37.3	21.6
Northeast	0221	12/86	355.5	319.9	390.9	39.5	22.2

See footnotes at end of table.

Table 6. Producer price indexes and percent changes for commodity groupings and individual items, not seasonally adjusted—Continued

(1982=100 unless otherwise indicated)

Commodity	Commodity code	Other index base	Index			Percent change Feb. 1999 From:	
			Oct. 1998 ¹	Jan. 1999 ¹	Feb. 1999 ¹	Feb. 1998	Jan. 1999
Wastepaper—Continued	0912						
North Central	0222	12/86	56.0	47.9	62.9	26.3	31.3
South	0223	12/86	156.4	148.2	150.2	-1.1	1.3
West	0224	12/86	101.1	103.4	113.1	14.7	9.4
Corrugated	03		133.4	122.4	149.7	-37.6	22.3
Northeast	0321	12/86	21.9	21.3	27.1	-31.9	27.2
North Central	0322	12/86	91.9	76.7	90.1	-49.3	17.5
South	0323	12/86	73.9	67.8	81.5	-39.8	20.2
West	0324	12/86	42.6	39.6	49.7	-32.4	25.5
High grades (pulp substitutes & deinking)	07	12/86	84.7	82.1	85.6	-15.7	4.3
Northeast	0721	12/86	36.9	39.1	39.9	-9.1	2.0
North Central	0722	12/86	97.0	93.2	96.7	-18.6	3.8
South	0723	12/86	104.2	100.9	103.1	-8.1	2.2
West	0724	12/86	161.1	147.6	164.8	-13.6	11.7
Exports (all grades)	08	12/86	84.6	71.4	88.6	-7.4	24.1
Paper	0913		143.5	142.3	141.1	-4.5	-8
Writing and printing papers	01		136.2	135.6	133.8	-6.9	-1.3
Uncoated groundwood, publishing and printing	0111		83.8	(?)	(?)	(?)	(?)
No. 3 clay coated, 2-sides	0113		151.5	(?)	150.8	-2.5	(?)
No. 5 clay coated, 2-sides	0115		136.5	(?)	130.3	-8.4	(?)
Coated, 2 sides, ex. no. 3 and no. 5 clay coated	0116		149.0	156.5	147.5	-2.3	-5.8
Coated, 1 side	0117		165.3	164.4	164.4	-6	0
Offset uncoated book paper	0122		123.8	123.3	126.9	-5.7	2.9
Uncoated publishing & printing free sheet, ex offset	0123		127.9	119.9	128.6	-7.8	7.3
Unwatermarked bond, no. 4 grade	0131		134.7	139.2	132.6	-9.9	-4.7
Watermarked bond	0132		158.6	157.8	157.8	-6	0
15 lb. form bond, in rolls	0134		97.6	96.6	96.8	-4	.2
Form bond, in rolls, excluding 12 lb. and 15 lb.	0135		107.0	106.9	107.6	-9.0	.7
Other bond	0136		130.3	128.7	128.5	-7.2	-2
Other misc. free sheet, n.e.c., inc. body stock	0137		126.5	118.3	119.0	-14.0	.6
Thin paper	0142		148.7	149.1	149.1	-3.9	0
Bleached bristols, coated and uncoated	0147		138.9	135.9	135.9	-4.2	0
Cover and text papers	0148		156.6	158.7	155.8	-8	-1.8
Newsprint	02		147.6	140.0	139.9	-1.8	-1
Packaging and industrial converting paper	03		162.8	162.7	162.5	-2	-1
Bag and sack paper, unbleached kraft	0307		194.4	194.4	194.4	-1.4	0
Packaging/industrial converting, unbl. kraft, n.e.c.	0311		189.8	(?)	(?)	(?)	(?)
Coated and laminated single and multi-web paper	0321	12/87	138.3	138.3	138.3	-1	0
Coated and laminated single and multi-web film	0322	12/87	135.5	135.2	135.0	-6	-1
Special industrial paper	04		154.6	155.9	155.9	-1	0
Coated and laminated paper, n.e.c.	05	12/82	163.1	163.0	163.2	-6	.1
Paperboard	0914		146.9	142.8	141.7	-9.2	-8
Corrugated paperboard in sheets and rolls	05		148.0	142.1	142.2	-6.7	.1
Paperboard, ex. corrugated paperboard	11	12/82	153.6	149.5	148.2	-9.5	-9
Unbleached linerboard	1101	12/82	140.5	135.5	134.1	-14.9	-1.0
Bleached pkg. & ind. converting paperboard	1103	12/82	155.1	152.8	151.4	-6.0	-9
Semicheical paperboard	1104	12/82	122.6	118.7	118.7	-17.8	0
Recycled paperboard	1105	12/82	173.2	169.1	167.8	-4.8	-8
Converted paper and paperboard products	0915		151.3	150.4	149.5	-2.4	-6
Sanitary paper products, including stock	01		144.8	146.6	144.8	-2	-1.2
Sanitary napkins, tampons and wadding stock	0102	06/83	185.9	186.5	186.2	.2	-2
Facial tissues	0113	12/87	128.2	128.6	128.6	-2.3	0
Napkins and napkin stock	0114	12/87	117.9	122.9	119.7	-1.1	-2.6
Toilet tissue and stock	0115	12/87	142.1	144.6	141.5	-2.3	-2.1
Disposable diapers	0116	12/87	77.3	76.9	76.9	4.1	0
Towels and towel stock	0117	12/87	136.9	138.9	137.1	-3	-1.3
Other sanitary paper products, inc. stock, n.e.c.	0121	12/87	101.9	102.0	102.0	1.9	0
Paper, plastic, and foil bags	02		161.4	160.6	160.3	-2.8	-2
Grocers' and variety bags (paper)	0214	12/83	214.9	210.6	211.4	-7.2	.4
Specialty bags and liners	0216	12/83	121.4	121.0	120.5	-2.6	-4
Shipping sacks and multiwall bags, all	0218	12/83	187.1	187.1	187.1	-3	0
Paper boxes and containers	03		153.1	151.0	150.2	-3.7	-5
Corrugated shipping containers	0301	06/87	130.4	127.4	127.0	-4.9	-3
Setup paperboard boxes	0322	12/83	157.7	157.8	158.3	1.1	.3
Folding paperboard boxes, including retail food	0332	12/83	142.5	139.7	139.0	-2.5	-5
Paperboard fiber drums	0337		158.7	158.7	158.7	.1	0
Cups and liquid-tight containers	0352	06/85	164.8	176.2	178.2	4.1	1.1
Other sanitary food containers	0359	06/85	124.6	129.5	128.3	-6	-9
Packaging accessories	04		161.2	152.8	154.0	-6.1	.8
Cor. & solid fiber pallets, pads, & part	0441		210.1	206.8	207.3	-3.8	.2
Gift wrapping paper	0451	06/85	135.9	124.3	125.8	-8.3	1.2
Office supplies and accessories	06		130.6	128.6	128.5	-2.7	-1
Envelopes	0636	12/84	121.8	119.0	119.2	-3.1	.2
Inked ribbons	0642	12/85	95.7	95.6	95.6	-3	0
File folders	0645		128.6	128.7	128.7	0	0
Stationery	0652	06/85	153.4	151.7	151.2	1.3	-3
Tablets and related products	0653	06/85	149.7	146.3	145.4	-4.3	-6
Other die-cut paper or board office supplies	0654	12/89	123.2	123.1	123.1	0	0

See footnotes at end of table.

Table 6. Producer price indexes and percent changes for commodity groupings and individual items, not seasonally adjusted—Continued

(1982=100 unless otherwise indicated)

Commodity	Commodity code	Other index base	Index			Percent change Feb. 1999 From:	
			Oct. 1998 ¹	Jan. 1999 ¹	Feb. 1999 ¹	Feb. 1998	Jan. 1999
Converted paper and paperboard products—Continued	0915						
Business machine paper & other paper office supplies	0655	06/90	98.1	97.2	96.8	-10.1	-0.4
Fiber and composite cans & related product	07		189.0	189.4	189.4	.4	0
Food products, including pet food	0755	12/85	153.7	153.7	153.7	.4	0
Cores and tubes	0757	12/85	170.6	170.5	170.5	-.1	0
Vulcanized and miscellaneous non-food products	0759	12/85	137.3	139.8	140.3	3.1	.4
Pressed and molded pulp goods	08	06/85	131.2	131.2	131.5	-1.4	.2
Misc. converted paper and board products	09	12/84	139.6	138.2	138.3	-.1	.1
Pasted, lined, laminated or surface coated	0901	12/84	164.5	160.9	162.0	-1.1	.7
Other converted paper and board products	0999	12/84	139.4	138.4	138.3	-.5	-1
Pressure sensitive products	0916	12/82	137.3	136.7	137.1	-1.5	.3
Building paper & building board mill pro	092		134.6	130.9	131.9	2.6	.8
Hardboard, particleboard & fiberboard pr	0922		129.0	125.2	126.2	2.7	.8
Particleboard and fiberboard	01		129.7	124.8	126.1	3.0	1.0
Particleboard, platen-type (mat-formed)	0123	12/82	139.6	138.4	138.1	.2	-.2
Particleboard, extruded-type	0124	12/82	135.5	124.5	128.4	8.2	3.1
Fiberboard	0131	06/84	98.7	97.0	97.0	0	0
Hardboard and fabricated hardboard product	02	06/84	118.2	117.7	117.8	1.6	.1
Building board, const. paper & felt stoc	0923	12/85	139.9	140.3	140.3	.6	0
Insulating fiberboard	0102	06/91	115.8	116.4	116.5	1.1	.1
Publications, printed matter & printing	093		196.8	197.9	198.3	1.9	.2
Newspapers	0931		253.8	257.8	259.5	3.1	.7
Circulation	01		202.9	204.6	204.4	1.1	-.1
Subscriptions, through intermediary	0111		183.5	185.7	185.4	1.4	-.2
Subscriptions, direct to reader	0112		211.2	212.3	212.2	2.1	0
Single-copy sales, through intermediary	0121		197.4	197.4	197.4	0	0
Single-copy sales, direct to reader	0122		256.6	256.6	256.6	0	0
Advertising	02		270.6	275.4	277.8	3.6	.9
Classified advertising	0211		303.7	309.6	312.2	4.0	.8
Retail, mfg., & other commercial ads, national	0221		267.4	275.5	279.3	5.1	1.4
Retail, mfg., & other commercial ads, regional	0222		266.4	270.9	273.1	3.4	.8
Insertion of preprinted advertising	0223	06/86	152.1	152.4	153.5	2.1	.7
Periodicals	0932		223.6	226.0	226.4	2.1	.2
Circulation	01		194.3	197.2	196.9	2.4	-.2
Professional periodicals	0123		242.9	242.9	(?)	(?)	(?)
Medical and health care	0124	12/92	137.4	138.1	138.1	.7	0
General interest periodicals, subscriptions	0133		213.4	213.9	214.0	1.2	0
General interest periodicals, single-copy sales	0134		190.5	200.9	200.9	9.7	0
Other periodicals n.e.c., subscriptions	0143		192.8	192.8	192.8	14.1	0
Advertising	02		246.0	247.8	248.9	1.8	.4
Industrial periodicals	0221		223.6	229.6	237.0	4.7	3.2
Merchandising periodicals	0222		230.4	219.6	222.3	-1.9	1.2
Professional periodicals	0223		238.1	(?)	(?)	(?)	(?)
Services periodicals	0226	12/92	124.0	(?)	(?)	(?)	(?)
Other business periodicals	0227	12/92	109.6	115.7	115.7	5.6	0
General interest periodicals	0233		311.4	317.0	316.6	2.2	-.1
Book publishing	0933		210.2	212.9	211.7	4.5	-.6
Textbooks	01		292.9	296.3	296.1	4.7	-.1
Technical, scientific & professional books	02		182.3	182.9	186.4	6.8	1.9
Religious books	03		179.5	179.5	180.0	2.3	.3
General books	04		178.8	182.1	178.1	3.1	-.2
Adult trade and juvenile	0416	06/88	147.5	150.2	143.6	3.9	-4.4
Bookclub and mail order	0417	06/88	(?)	(?)	121.2	(?)	(?)
General reference books	05		148.4	148.1	146.7	5.2	-.9
Other books, incl. music books & pamphlets	08	06/88	148.9	153.5	151.5	7.8	-1.3
Other books, except pamphlets	0801	06/88	167.8	173.8	170.7	9.3	-1.8
Pamphlets	0802	06/88	124.7	126.0	126.9	2.1	.7
Book printing	0934	12/83	148.8	149.1	148.1	-.5	-.7
Textbooks, printing and binding	0105	06/93	105.9	105.7	105.9	0	.2
Technical, scientific & profes. printing & binding	0106	06/93	102.3	102.1	102.3	.1	.2
Religious book printing	0107	06/93	97.9	98.1	98.5	.2	.4
General book (trade, etc.), printing and binding	0108	06/93	103.0	103.4	103.5	-.8	.1
Other books and pamphlets	0109	06/93	112.0	112.7	109.7	-1.0	-2.7
Manifold business forms	0935	12/83	171.0	171.1	172.5	-.9	.8
Unit set forms	0101	12/83	184.1	177.3	181.3	-3.1	2.3
Manifold books	0102	12/83	172.6	172.9	175.5	1.3	1.5
Custom continuous forms	0103	12/83	166.7	170.5	168.8	-2.5	-1.0
Stock continuous forms	0104	12/83	160.6	161.1	164.6	3.5	2.2
Greeting cards and misc. publishing	0936	06/84	186.8	188.5	189.3	3.4	.4
Greeting card publishing	0104	12/85	168.9	170.9	171.0	2.4	.1

See footnotes at end of table.

Table 6. Producer price indexes and percent changes for commodity groupings and individual items, not seasonally adjusted—Continued

(1982=100 unless otherwise indicated)

Commodity	Commodity code	Other index base	Index			Percent change Feb. 1999 From:	
			Oct. 1998 ¹	Jan. 1999 ¹	Feb. 1999 ¹	Feb. 1998	Jan. 1999
Greeting cards and misc. publishing—Continued	0936						
Miscellaneous publishing	0105	12/89	147.6	148.9	149.6	3.6	0.5
Commercial printing	0937	06/82					
Magazine and periodical printing	01	06/82	152.9	152.0	152.1	.7	.1
Lithographic	0102	06/82	130.5	126.4	126.5	-1.9	.1
Label and wrapper printing for packaging	02	06/82	137.2	132.4	132.6	-2.1	.2
Letterpress	0201	06/82	141.6	142.4	142.4	4.0	0
Lithographic	0202	06/82	153.7	155.2	155.2	7.5	0
Gravure	0203	06/82	127.2	127.2	127.2	.9	0
Catalog and directory printing	03	06/82	130.3	130.3	130.4	-9	.1
Lithographic	0302	06/82	125.0	122.9	123.0	2.2	.1
Financial and legal printing	04	06/82	137.3	137.3	137.4	4.1	.1
Lithographic	0402	06/82	173.4	173.5	173.5	1.5	0
Advertising printing	05	06/82	162.5	162.5	162.5	1.4	0
Lithographic	0502	06/82	149.1	148.6	148.3	.5	-2
Gravure	0503	06/82	144.2	143.7	143.4	.3	-2
Other general job printing	06	06/82	129.6	(²)	(²)	(²)	(²)
Letterpress	0601	06/82	194.7	194.9	195.1	.2	.1
Lithographic	0602	06/82	185.8	186.9	185.9	0	-5
Gravure	0603	06/82	195.0	195.1	195.4	.2	.2
Commercial printing, n.e.c.	11	12/88	116.7	116.9	116.3	-2	-5
Screen printing, excluding textiles	1101	06/82	118.1	118.2	119.4	1.4	1.0
Engraving	1102	12/84	138.5	138.6	139.4	1.1	.6
Laser printing	1103	12/88	146.2	146.2	153.1	4.1	4.7
Flexographic printing	1104	12/96	111.4	111.2	114.0	2.3	2.5
Blankbooks, binders, and bookbinding wor	0938	06/85	102.5	102.2	101.6	.6	-6
Blankbooks, looseleaf binders, and devices	01	06/85	156.8	157.2	157.1	-.6	-.1
Blankbook making	0101	06/85	166.2	165.7	166.0	-1.5	.2
Looseleaf binders and devices	0102	06/85	185.1	184.4	184.8	-2.6	.2
Bookbinding and related work	02	12/85	136.8	136.5	136.6	.7	.1
Hardcover bookbinding	0201	12/85	131.5	133.9	132.7	1.9	-9
Other bookbinding	0202	12/85	137.4	138.4	138.3	-1.1	-1
Services for the printing trade	0939	06/85	129.2	132.0	130.5	2.8	-1.1
Typesetting	01	06/85	117.0	117.7	117.7	.6	0
Platemaking services	04	12/85	120.6	122.5	122.4	1.7	-1
Preparation of lithographic plates	0401	12/85	112.0	112.1	112.1	0	0
Lithographic platemaking services	0402	12/85	113.8	113.8	113.8	0	0
Platemaking services, except lithographic	0403	12/90	109.8	109.8	109.8	-4	0
Metals and metal products	10		111.6	111.9	111.9	1.1	0
Iron and steel	101		125.5	123.9	123.6	-4.9	-2
Iron ore	1011		117.6	114.6	114.0	-10.0	-5
Iron and steel scrap	1012		95.6	94.9	94.9	-3	0
Carbon steel scrap	11	12/86	129.1	126.1	129.8	-32.9	2.9
Heavy melting scrap	1191	06/96	123.8	120.9	124.5	-32.9	3.0
Carbon steel scrap bundles	1192	06/96	66.7	64.1	63.7	-36.4	-6
Shredded carbon steel scrap	1193	06/96	63.1	62.3	66.5	-32.1	6.7
Cut plate and structural scrap	1194	06/96	64.8	68.1	71.6	-26.2	5.1
Other carbon steel scrap	1195	06/96	76.2	72.0	74.1	-25.9	2.9
Foundry and forge shop products	1015		57.7	55.8	58.5	-44.0	4.8
Pressure & soil pipe & fittings, cast iron	02		134.9	135.2	135.0	.1	-1
Pressure pipe and fittings, ductile iron	0237		168.6	171.1	171.0	1.7	-1
Pressure pipe and fittings, gray iron	0239		132.7	132.7	132.7	.3	0
Motor vehicle castings, gray/ductile iron	03		167.1	167.9	166.6	-3	-8
Castings for passenger cars, gray iron	0321		127.2	127.4	127.4	.9	0
Castings for other motor vehicles, gray iron	0322		129.6	132.2	132.2	3.4	0
Castings for passenger cars, ductile iron	0323		132.2	128.7	128.9	-1.2	.2
Castings for other motor vehicles, ductile iron	0324		116.5	116.4	116.2	-.5	-2
Gray & ductile iron castings, other	04		111.4	111.8	111.6	-3	-2
Castings for construction & utility use	0425		132.4	132.4	132.7	.2	.2
Ductile iron castings, other	0427		138.6	138.7	138.6	.1	-1
Gray iron castings, other	0429		128.8	128.8	129.0	.2	.2
Malleable iron castings	05		137.3	137.2	137.6	.5	.3
Steel investment castings	06		136.7	136.3	136.8	1.3	.4
Carbon and low alloy steel investment castings	0614		176.1	177.1	177.1	-.3	0
High alloy steel investment castings	0621		144.1	145.0	144.5	.8	-3
Hi-temp metal castings (iron, nickel, & cobalt base)	0623	06/93	182.7	182.9	183.0	-2.9	.1
Other steel castings, carbon steel	07		109.0	110.0	110.0	.9	0
Railroad wheels and specialties	0712		137.6	139.1	139.2	-1	.1
All other carbon steel castings	0736		135.2	134.9	136.2	-3.9	1.0
Other steel casting, high alloy & stainless	08		140.9	143.6	143.0	2.8	-4
Other steel castings, low alloy steel	09		138.7	138.9	139.6	.4	.5
All other low alloy steel castings	0917		140.5	139.3	140.8	-.4	1.1
Open die or smith forgings, ferrous	12	06/82	140.9	139.7	141.2	-.4	1.1
			106.5	(²)	102.1	-5.1	(²)

See footnotes at end of table.

Table 6. Producer price indexes and percent changes for commodity groupings and individual items, not seasonally adjusted—Continued

(1982=100 unless otherwise indicated)

Commodity	Commodity code	Other index base	Index			Percent change Feb. 1999 From:	
			Oct. 1998 ¹	Jan. 1999 ¹	Feb. 1999 ¹	Feb. 1998	Jan. 1999
Foundry and forge shop products—Continued	1015						
Other forge shop products	13	06/82	123.3	122.1	122.2	-0.7	0.1
Seamless rolled ring forgings	1329	06/82	136.4	131.6	131.7	-1.8	.1
Closed die forgings, ferrous	1359	06/98	99.4	98.8	98.9	(?)	.1
Electrometallurgical products	1016		157.3	150.8	149.4	-7.4	-9
Ferrous alloys	05	06/96	97.9	95.1	93.1	-6.1	-2.1
Ferrosilicon	0511		151.2	(?)	(?)	(?)	(?)
Other ferrous alloys	0515	06/96	113.1	93.4	94.5	-18.3	1.2
Other electrometallurgical products	06	06/96	95.6	90.5	90.6	-8.6	.1
Steel mill products	1017		111.8	107.9	106.6	-8.0	-1.2
Semifinished steel mill products	02	06/82	104.5	98.6	98.9	-15.0	.3
Semifinished products, carbon	0291	12/89	96.5	89.8	90.6	-17.0	.9
Semifinished products, stainless	0293	12/89	84.5	79.7	78.8	-8.3	-1.1
Hot rolled sheet and strip, incl. tin mill	03	06/82	116.5	113.6	112.4	-7.8	-1.1
Sheets, h.r., carbon	0311	12/89	94.1	90.7	89.3	-11.4	-1.5
Sheets and strip, hot dipped galvanized, carbon	0313	12/89	97.3	92.4	90.7	-8.1	-1.8
Sheets and strip, electrolytic galvanized, carbon	0315	12/89	96.8	101.5	101.4	-5.4	-1
Tinplate	0326	12/89	103.9	105.5	104.9	-2.1	-6
Other tin mill products	0329	06/97	96.9	100.0	97.9	-1.7	-2.1
Other hot rolled sheet and strip	0395	06/97	99.7	95.3	97.1	-2.2	1.9
Hot rolled bars, plates, & structural shap	04	06/82	110.9	105.1	102.8	-9.1	-2.2
Carbon plates	0412	12/89	102.4	96.2	91.9	-11.0	-4.5
Bars, h.r., carbon	0422	12/89	111.1	103.0	102.4	-8.2	-6
Bars, light structurals, carbon	0424	12/89	123.3	110.3	109.4	-9.9	-8
Concrete reinforcing bars, carbon	0425	12/89	105.0	98.4	95.3	-12.6	-3.2
Bars, h.r. (including light structural), alloy	0441	12/89	107.0	102.2	102.4	-6.9	.2
Other hot rolled bar, plates & shapes, carbon/alloy	0445	06/97	104.6	(?)	100.6	-5.1	(?)
Plate and structurals, stainless	0455	06/97	90.6	89.1	91.3	-2.4	2.5
Bars, h.r., stainless	0461	12/89	87.8	83.6	83.0	-14.8	-7
Steel wire	05	06/82	107.6	104.3	104.7	-3.9	.4
Carbon steel wire	0521	06/97	100.1	97.2	97.8	-3.6	.6
Wire, stainless steel	0551	06/82	126.2	122.8	122.7	-3.3	-1
Steel pipe and tubes	06	06/82	108.2	103.7	101.4	-9.2	-2.2
Line & standard pipe & oil country tubular gds, carb	0618	06/97	95.9	89.7	85.9	-15.0	-4.2
Structural pipe and tubing, carbon	0627	06/82	112.1	108.6	104.2	-9.3	-4.1
Pressure tubing, carbon	0628	06/97	104.6	102.1	101.4	-9	-7
Mechanical tubing, carbon	0629	06/97	101.1	97.4	96.7	-5.7	-7
Alloy pipe and tubing	0651	06/97	115.0	112.7	112.0	-4.8	-6
Pressure tubing, stainless	0665	06/97	118.3	116.3	115.8	-4.8	-4
Mechanical tubing, stainless	0666	06/97	94.6	(?)	(?)	(?)	(?)
Other pipe and tubing, incl. std. pipe, stainless	0669	06/82	113.0	111.1	111.8	-4.0	.6
Cold rolled sheets and strip	07	06/82	116.0	113.8	112.7	-5.4	-1.0
Sheets, c.r., carbon	0711		118.8	116.4	114.3	-6.1	-1.8
Strip, c.r., carbon	0715		113.7	108.1	108.0	-7.1	-1
Sheets and strip, c.r., alloy	0733	06/82	119.9	115.4	114.5	-6.0	-8
Sheet and strip, c.r., stainless	0753	06/97	87.4	88.5	89.3	-1.4	.9
Cold finished bars	08	06/82	102.7	100.6	99.8	-3.4	-8
Bars, c.f., carbon	0811		104.2	103.0	102.3	-2.1	-7
Bars, c.f., alloy	0831		83.6	81.3	81.0	-3.9	-4
Bars, C.F., stainless	0851	06/97	96.6	93.0	91.8	-5.9	-1.3
Nonferrous metals	102		119.3	115.8	115.5	-9.7	-3
Nonferrous metal ores	1021	12/83	63.8	60.3	61.5	-9.4	2.0
Copper ores	02	06/88	69.4	63.1	64.4	-17.6	2.1
Lead and zinc ores	03	12/85	98.4	97.6	94.0	-15.7	-3.7
Gold ores	05	06/85	92.0	87.9	90.6	-3.1	3.1
Other nonferrous metal ores	11	06/90	89.7	90.5	87.3	-6.7	-3.5
Primary nonferrous metals	1022		102.6	99.6	96.1	-15.6	-3.5
Primary nonferrous metals, except precious	01		106.2	102.6	98.6	-15.1	-3.9
Smelted copper	0107	12/87	83.3	75.2	(?)	(?)	(?)
Primary aluminum ingot, unalloyed	0117		112.0	(?)	106.2	-18.1	(?)
Primary aluminum, other types, except extrusion bill	0119		83.1	(?)	74.1	-19.8	(?)
Aluminum extrusion billet	0121		119.4	(?)	109.5	-17.7	(?)
Lead, pig, common	0127		179.9	168.6	168.6	-6.3	0
Copper cathode and refined copper	0131	12/96	70.0	63.5	63.7	-12.9	.3
Zinc, slab, prime Western	0132		118.2	119.7	129.5	-9	8.2
Zinc, slab, special high grade	0133		120.6	122.2	129.5	-1.7	6.0
Antimony	0136		57.7	57.7	57.7	-18.7	0
Cadmium metal, 99.90 pct. min.	0141		11.2	9.6	10.1	-36.5	5.2
Magnesium, pig ingot	0151		134.3	134.3	134.3	0	0
Titanium sponge	0156		95.9	95.9	95.9	0	0
Other nonferrous metals, unalloyed	0181	06/88	121.9	118.8	119.4	-5.5	.5
Precious metals	02		72.2	74.9	76.7	-21.8	2.4
Gold, refined	0271		78.1	76.6	75.8	-8.8	-1.0
Silver, bar, refined, .999 fine	0272		61.1	66.2	69.6	-29.4	5.1
Platinum	0273		72.3	75.9	75.2	-8.7	-9

See footnotes at end of table.

Table 6. Producer price indexes and percent changes for commodity groupings and individual items, not seasonally adjusted—Continued

(1982=100 unless otherwise indicated)

Commodity	Commodity code	Other index base	Index			Percent change Feb. 1999 From:	
			Oct. 1998 ¹	Jan. 1999 ¹	Feb. 1999 ¹	Feb. 1998	Jan. 1999
Nonferrous scrap	1023		131.2	120.7	124.7	-21.2	3.3
Copper base scrap	01		111.2	94.8	90.6	-26.5	-4.4
No. 1 copper scrap, including wire	0101	12/86	104.6	93.5	94.0	-13.8	.5
No. 2 copper scrap, including wire	0102	12/86	122.8	106.2	105.3	-16.9	-8
Yellow brass scrap	0103	12/86	127.7	111.6	109.7	-22.8	-1.7
Other copper and brass scrap	0104	12/86	111.5	(?)	(?)	(?)	(?)
Aluminum base scrap	02		145.8	142.9	146.1	-20.9	2.2
Solids and clippings, new scrap	0201	12/86	123.7	118.1	120.5	-18.9	2.0
Borings, turnings, and other new scrap	0202	12/86	139.8	138.2	139.7	-25.6	1.1
Used beverage can scrap	0205	12/86	128.0	122.9	123.8	-23.0	.7
Other old scrap	0206	12/86	105.5	107.4	111.9	-18.4	4.2
Other nonferrous scrap nec.	03		120.1	98.1	114.3	-16.3	16.5
Lead scrap	0301	12/86	103.3	(?)	(?)	(?)	(?)
Other nonferrous scrap	0304	12/86	156.9	121.2	147.2	-16.6	21.5
Secondary nonferrous metals	1024		108.2	106.3	108.9	-6.4	2.4
Aluminum, except extrusion billet	02		137.7	133.9	139.1	-9.9	3.9
Refined lead	04		96.3	96.2	97.3	-3.7	1.1
Refined zinc, slab and dust	05		112.9	(?)	114.1	-4.4	(?)
Precious metals	06		75.5	75.4	74.8	-6.7	-8
Other nonferrous metals	07		86.6	82.4	83.3	-2.9	1.1
Nonferrous mill shapes	1025		133.3	130.9	129.8	-7.9	-8
Aluminum mill shapes	01		139.0	136.0	134.5	-8.1	-1.1
Sheet, coiled, bare, beverage can stock	0106		152.9	(?)	(?)	(?)	(?)
Sheet, coiled, bare, all others	0107		120.1	114.6	112.1	-12.3	-2.2
Sheet, coiled, nonheat-treatable, precoated	0108		125.9	124.4	122.9	-5.5	-1.2
Bar, extruded, other than 2000 and 7000 alloy series	0132		127.5	123.8	121.8	-10.6	-1.6
Rod, continuous cast	0145		105.4	(?)	(?)	(?)	(?)
Rod, extruded, other than 2000 and 7000 alloy series	0147		134.1	(?)	(?)	(?)	(?)
Extrusion, solid, circle size under 3	0151		168.3	166.8	166.2	-2.9	-4
Extrusion, solid, circle size 3 to under 4	0152		140.7	137.6	136.9	-4.4	-5
Extrusion, solid, circle size 4 to under 5	0153		132.3	131.7	130.9	-1.9	-6
Extrusion, solid, circle size 5 to 9	0154		147.2	145.7	145.2	-1.9	-3
Extrusion, solid, circle size, 10 and over	0156	06/87	142.1	133.3	132.9	-9.2	-3
Aluminum pipe & tube, exc. 2000 & 7000 alloy series	0161	12/94	93.5	91.6	91.8	-5.6	.2
Copper and brass mill shapes	02		148.8	146.2	145.3	-8.9	-6
Copper-base alloy strip	0231		143.4	146.7	142.8	-2.2	-2.7
Copper-base alloy rod	0232		162.7	155.6	155.1	-16.8	-3
Copper-base alloy tube, non-plumbing	0233		103.8	109.9	98.0	-10.8	-10.8
Copper tubing, plumbing	0254		148.1	152.8	(?)	(?)	(?)
Other copper and copper-alloy mill shapes	0255	12/86	147.0	142.1	142.0	-4.8	-1
Nickel alloy mill shapes	04		114.6	112.5	112.8	-6.1	.3
Nickel flat products	0464	12/87	95.2	92.9	94.3	-10.7	1.5
Other nickel mill shapes, except wire	0465	12/87	150.3	147.8	147.4	-3.7	-3
Titanium mill shapes	05		112.7	112.2	111.4	-3.9	-7
Other titanium mill shapes, including wire	0504	12/95	110.9	110.3	109.3	-4.7	-9
Other mill shapes	19		99.3	101.1	101.2	-5.9	.1
Zirconium mill shapes, except wire	1951	12/87	100.4	100.1	100.1	-1	0
Lead mill shapes, except wire	1997	06/83	61.5	60.0	61.3	.7	2.2
Other nonferrous metal mill shapes, except wire	1999	06/83	106.9	110.6	107.0	-4.7	-3.3
Nonferrous wire and cable	1026		140.2	136.0	134.7	-5.1	-1.0
Electric wire and cable	0301	12/82	138.7	136.7	137.4	-1.5	.5
Telephone and telegraph wire and cable	0303	12/82	182.5	168.3	161.6	-11.5	-4.0
Control and signal wire and cable	0305	12/82	180.0	179.8	183.6	2.5	2.1
Building wire and cable	0307	12/82	128.8	117.2	115.4	-12.2	-1.5
Apparatus wire and cordage	0309	12/82	146.1	145.7	145.7	-5	0
Magnet wire	0311	12/82	(?)	141.0	140.8	(?)	-1
Power wire and cable	0313	12/82	112.3	110.3	109.5	-2.8	-7
Copper and copper alloy wire & cable, bare & tinned	0314	12/86	127.1	124.3	125.1	-5.3	.6
Appliance wire and flexible cord sets	0324	12/85	143.7	143.5	143.5	-2	0
Other insulated wire & cable, inc. auto & airframe	0326	12/98	(?)	101.1	100.1	(?)	-1.0
Aluminum wire and cable, bare	0331	06/87	108.0	107.2	101.7	-15.4	-5.1
Fiber optic cable	0333	12/88	95.5	95.1	95.1	-6	0
Nonferrous forge shop products	1027	12/83	154.7	157.8	157.5	2.3	-2
Hot impression die, impact, press, & upset	0111	12/83	156.6	160.6	159.4	2.2	-7
Other forgings, including open die or smith forgings	0125	06/98	(?)	98.4	102.1	(?)	3.8
Nonferrous foundry shop products	1028		141.7	141.9	141.5	-1.5	-3
Castings, alum./alum.-base alloy	02		141.1	141.6	140.9	-2.2	-5
Motor vehicle die castings	0201		121.1	120.8	121.3	-8.7	.4
Other die castings	0203	06/83	151.8	152.0	150.6	-2.1	-9
Sand castings	0204	06/83	143.3	145.3	145.4	.4	.1
Perm. and semi-perm. mold castings	0205	06/83	128.3	127.9	127.9	-3.8	0
Other castings and cast products	0206	06/83	142.8	143.5	143.8	1.4	.2
Copper and copper-base alloy castings	03	06/83	144.5	145.6	145.5	-1	-1
Copper and copper-base alloy sand castings	0301	06/83	146.2	147.8	147.9	.4	.1
Other copper/copper-base alloy castings	0302	06/83	146.7	146.1	145.7	-1.6	-3
Zinc Castings	04	06/83	147.0	146.5	146.5	.4	0

See footnotes at end of table.

Table 6. Producer price indexes and percent changes for commodity groupings and individual items, not seasonally adjusted—Continued

(1982=100 unless otherwise indicated)

Commodity	Commodity code	Other index base	Index			Percent change Feb. 1999 From:	
			Oct. 1998 ¹	Jan. 1999 ¹	Feb. 1999 ¹	Feb. 1998	Jan. 1999
Nonferrous foundry shop products—Continued	1028						
Magnesium and magnesium-base castings	05	06/83	131.8	130.5	130.5	0.4	0
Other nonferrous castings	06	06/83	125.8	125.1	124.8	-2.8	-2
Metal containers	103		107.1	108.6	107.0	-2.0	-1.5
Metal cans and can components	1031		103.9	105.6	103.9	-2.2	-1.6
Steel cans	02		127.6	127.6	127.3	-.4	-.2
Fruit and fruit juice cans	0209		129.4	129.3	128.8	-2.2	-1.9
Vegetable and vegetable juice cans	0211		112.1	112.2	112.1	.1	-.1
All other food (including soup) cans	0215		140.3	140.3	140.3	-1.3	0
Aluminum cans	03		86.0	88.3	86.0	-3.5	-2.6
Barrels, drums, and pails	1032		143.6	143.5	143.1	0	-.3
Steel pails	0101		159.7	159.7	159.0	2.8	-.4
Steel shipping barrels and drums	0102		135.6	135.4	135.2	-1.0	-.1
All other metal barrels	0103	06/83	152.2	152.2	152.2	0	0
Hardware	104		147.2	147.7	147.2	0	-.3
Hardware, n.e.c.	1041		139.1	139.3	138.7	-.5	-.4
Builders hardware	01		161.2	161.7	161.4	.7	-.2
Padlocks	0109	06/85	123.8	124.4	124.4	1.6	0
Doorlocks, locksets, locktrim, exc.arch. trim	0122	06/85	157.1	157.5	157.3	1.2	-.1
Hinges, exc. cabinet hinges, incl. spring hinges	0124	06/85	106.3	106.1	106.0	-1.1	-.1
Cabinet hardware	0147	06/85	154.5	155.0	155.8	.9	.5
Other builders hardware	0148	06/85	136.4	136.8	136.2	.8	-.4
Transportation equipment hardware	03		115.2	115.3	114.5	-.8	-.7
Motor vehicle hardware	0311	06/85	100.0	99.9	99.2	-1.5	-.7
Other transportation equipment hardware	0341	06/85	271.8	274.2	273.5	(²)	-.3
Furniture hardware	04		165.1	165.1	165.1	-5.1	0
Other hardware, n.e.c.	05	06/85	134.0	134.2	132.5	-.3	-1.3
Hand and edge tools	1042		165.6	166.9	166.4	.9	-.3
Adjustable wrench, including pipe	0133		170.1	173.6	173.6	1.6	0
Screwdrivers	0141		156.8	155.9	156.9	-1.3	.6
Wrench socket	0147		180.8	183.4	183.4	1.4	0
All other wrenches	0149	06/83	169.1	170.6	170.6	1.3	0
Pliers	0151		156.5	158.0	157.2	-.1	-.5
Hammers, light forged	0161		139.5	139.5	139.5	0	0
Steel goods (forks, hoes, rakes, etc.)	0166		185.7	185.0	185.0	0	0
All other mechanics' hand service tools	0178	06/83	164.8	166.8	166.2	1.0	-.4
All other edge tools	0179	06/83	150.0	150.9	150.1	.1	-.5
All other hand tools, except edge tools	0183	06/83	160.4	161.1	160.9	2.4	-.1
Plumbing fixtures and brass fittings	105		174.4	175.2	174.0	-.9	-.7
Vitreous china fixtures	1052		131.2	131.1	132.0	.3	.7
Plumbing fixtures	0112	06/85	114.3	114.2	115.0	.3	.7
Fixture accessories and fittings	0113	06/85	115.5	115.5	115.5	0	0
Brass fittings	1054		198.5	199.9	197.4	-1.6	-1.3
Bath and shower fittings	0211	06/83	183.3	187.2	185.7	1.8	-.8
Lavatory and sink fittings	0218	06/98	100.0	101.0	100.8	(²)	-.2
Miscellaneous brass goods	0223	06/83	193.2	192.2	187.4	-6.0	-2.5
Metal sanitary ware	1056	12/86	131.7	132.0	132.2	.6	.2
Sinks and sink laundry tray combinations	0105	12/86	148.9	149.3	148.9	.7	-.3
Bath tubs	0107	12/86	126.3	(²)	(²)	(²)	(²)
All other metal sanitary ware	0111	12/86	127.2	129.4	(²)	(²)	(²)
Heating equipment	106		153.5	153.5	153.4	.1	-.1
Steam and hot water equipment	1061		152.5	152.3	152.2	2.1	-.1
Gas heating boilers	0102		153.5	153.5	153.5	4.6	0
Oil heating boilers	0103		143.9	142.3	142.3	-.2	0
Steel heating boilers	0111		149.2	149.2	149.2	2.1	0
Steel heating boilers over 400 mbh	0113		128.0	130.0	129.8	2.7	-.2
All other radiators and convectors	0141		164.3	165.5	164.2	.7	-.8
Warm air furnaces	1062		141.5	141.4	141.4	-1.2	0
Warm air furnaces, humidifiers, & elect. comfort eq.	0132	06/97	97.8	97.8	97.8	-1.4	0
Gas-fired floor furnaces	0146		184.0	178.8	178.8	.4	0
Conversion burners and parts	1063		160.2	159.6	159.6	.8	0
Commercial/industrial oil burners	0111		172.7	172.7	172.7	2.5	0
Gas burners over 400 mbh	0116		147.8	147.8	147.8	2.2	0
Gas burners, 400 mbh and under	0121		153.9	153.9	153.9	-.3	0
Com./ind. dual fuel burners	0136		157.7	157.7	157.7	2.7	0
Parts for conversion burners	0151	06/86	169.3	166.9	(²)	(²)	(²)
Domestic heating stoves	1064		126.9	126.9	127.4	1.0	.4

See footnotes at end of table.

Table 6. Producer price indexes and percent changes for commodity groupings and individual items, not seasonally adjusted—Continued

(1982=100 unless otherwise indicated)

Commodity	Commodity code	Other index base	Index			Percent change Feb. 1999 From:	
			Oct. 1998 ¹	Jan. 1999 ¹	Feb. 1999 ¹	Feb. 1998	Jan. 1999
Domestic heating stoves—Continued	1064						
Wood/coal stoves, air tight	0126		135.3	135.3	136.4	1.9	0.8
Other domestic heating stoves	0137	06/86	120.6	(²)	120.1	-7	(²)
Water heaters, domestic	1066		156.1	156.0	155.6	-4	-3
Electric	0101		144.0	144.0	143.2	-7	-6
Gas	0113		162.6	(²)	162.2	-4	(²)
Other systems and other parts	1067		167.8	167.6	168.1	1.3	.3
Other heating systems	01		137.5	137.3	137.9	1.5	.4
Unit heaters	0108		142.7	145.9	145.9	3.5	0
Non-electric fireplaces	0121		120.1	119.5	119.6	.3	.1
Other heating systems, n.e.c.	0126		136.3	133.0	134.5	.2	1.1
Other parts, n.e.c.	02		197.4	197.6	197.4	.8	-1
Solar heating equipment	1068	12/93	116.8	124.8	122.5	6.6	-1.8
Fabricated structural metal products	107		143.2	142.8	142.6	.8	-1
Metal doors, sash, and trim	1071		161.7	161.2	161.6	.5	.2
Metal doors and frames, exc. storm	02	06/83	156.9	157.2	157.7	.7	.3
Aluminum doors	0201	06/83	169.7	169.7	169.4	.2	-2
Iron and steel doors	0203	06/83	148.6	149.0	149.8	.9	.5
Other metal door, frames, & shower door/tub enclosr.	0208	06/97	101.0	101.0	101.0	1.0	0
Metal window sash and frames, exc. storm	03	06/83	149.7	148.4	148.4	.3	0
Metal molding and trim and storefronts	04	06/83	222.8	219.5	219.9	-6	.2
Storm sash and doors	05	06/83	142.5	142.4	142.4	-3	0
Screens and weatherstrip	06	06/83	148.0	147.4	147.4	1.7	0
Metal tanks	1072		126.4	126.3	126.1	2.2	-2
Storage and other non-pressure tanks	0104	12/94	115.7	114.7	113.5	3.7	-1.0
Non-LPG gas cylinders	0122		126.4	126.4	126.4	0	0
Other pressure tanks	0133		114.6	114.8	115.2	3.4	.3
All other tanks & vessels, custom fab. at factory	0136	12/94	105.1	105.1	105.2	1.4	.1
Pressure tanks & vessels, inc. process vessels, etc.	0137	12/94	110.5	110.4	110.4	3.4	0
Metal tanks & vessels, custom fab. and field erected	0152	12/94	107.1	107.4	107.4	2.1	0
Sheet metal products	1073		142.4	142.7	142.2	.7	-4
Roofing, steel	0101		119.4	120.3	120.1	-6	-2
Roofing, aluminum, and other metals	0102	12/87	132.1	132.1	132.1	0	0
Roof drainage equipment, steel	0107	06/83	169.9	169.9	(²)	(²)	(²)
Roof drainage equipment, aluminum	0108	06/83	131.2	131.2	131.2	-4	0
Siding, aluminum	0109	12/82	134.7	134.9	134.7	0	-1
Siding, steel	0116	06/83	145.6	(²)	(²)	(²)	(²)
Roof ventilators	0118	06/83	179.0	179.0	(²)	(²)	(²)
Soffits, fascia, and shutters, aluminum	0119	06/83	107.4	106.8	106.9	-7	-1
Stovepipe, furnace smokepipe, elbows & ducts, steel	0145	12/82	144.5	144.5	143.6	-6	-6
Air conditioning ducts, incl. dust collecting, steel	0146	12/82	139.0	139.0	139.0	.6	0
Bins and vats	0158	12/82	121.4	122.0	122.0	1.2	0
Awnings, canopies, and carports, prefab., aluminum	0165	12/82	222.1	(²)	(²)	(²)	(²)
Electronic enclosures	0171	06/96	100.0	100.2	99.4	-1.7	-8
Louvers & dampers, heat, vent. & a/c, steel & alum.	0181	06/96	101.0	101.0	101.0	0	0
Other sheet metal work, steel	0185	12/82	144.4	144.5	144.6	.2	.1
Other sheet metal work, aluminum	0187	12/82	146.4	147.5	147.7	.7	.1
Other sheet metal work, not steel or aluminum	0189	06/83	154.9	154.9	154.9	.5	0
Struct., arch., pre-eng. metal products	1074		138.7	138.0	137.6	.4	-3
Hot rolled bars/plates/structural shapes	04		180.5	166.9	162.3	-12.4	-2.8
Aluminum pipe and tube fabrication	0401		121.7	117.3	118.3	-4.2	.9
Copper pipe and tube fabrication	0402		180.3	(²)	177.8	-3	(²)
Other nonferrous pipe and tube fabrication	0403		204.5	(²)	(²)	(²)	(²)
Fabricated structural metal	05		137.6	138.0	138.1	2.6	.1
Fabricated structural metal for buildings	0501		137.9	137.9	137.9	2.6	0
Fabricated structural metal for bridges	0511		116.1	117.7	119.4	10.9	1.4
Other fabricated structural metal	0512	06/82	140.0	141.2	140.8	.8	-3
Miscellaneous metal work	07		132.4	130.0	129.1	.2	-7
Expanded metal lath	0781		93.9	93.9	(²)	(²)	(²)
Metal plaster base accessories	0784		97.2	97.3	(²)	(²)	(²)
Custom roll form products	0785	06/90	136.4	132.3	130.7	-5	-1.2
Fabricated concrete reinforcing bars	0791		115.0	114.8	115.0	-1	.2
Short span open web joists	0793	06/90	138.9	136.5	136.5	2.6	0
Long span joists	0795	06/90	127.8	130.5	132.1	5.0	1.2
Architectural and ornamental metalwork	08		135.4	136.0	136.1	.3	.1
Stairs, staircases and fire escapes	0803	12/83	124.4	127.2	127.3	3.6	.1
scaffolding, shoring and forming for concrete	0808	12/83	130.6	131.2	131.2	.5	0
Grills, registers and air diffusers	0811	12/97	99.4	99.5	99.7	-8	-2
Fences, gates, railings and window guards	0813	12/97	100.2	100.7	100.9	.8	.2
Open flooring, grating and studs	0814	12/97	97.9	97.9	97.9	-3.1	0
Other architectural and ornamental metal work	0816	12/97	100.9	101.0	100.9	.8	-1
Fabricated iron & steel pipe, tube & fit.	09	12/94	109.6	108.9	108.4	-3.2	-5
Nonpressure pipe and tubing	0903	12/94	107.8	107.8	107.8	-3	0

See footnotes at end of table.

Table 6. Producer price indexes and percent changes for commodity groupings and individual items, not seasonally adjusted—Continued

(1982=100 unless otherwise indicated)

Commodity	Commodity code	Other index base	Index			Percent change Feb. 1999 From:	
			Oct. 1998 ¹	Jan. 1999 ¹	Feb. 1999 ¹	Feb. 1998	Jan. 1999
Struct., arch., pre-eng. metal products—Continued	1074						
Petrochemical and paper mill	0905	12/94	112.5	109.5	108.1	-7.5	-1.3
Water/sewage treatment	0907	12/94	101.8	101.8	101.8	(?)	0
Other iron and steel pipe, tube and fittings	0909	12/94	101.7	105.6	105.6	1.7	0
Heat exchangers and condensers	1075		168.7	168.3	168.4	1.7	.1
Bare tube heat exchangers	0101		169.6	168.2	(?)	(?)	(?)
Fin tube heat exchangers	0102		164.3	164.9	164.9	4.0	0
Fabricated steel plate	1076		144.0	143.7	143.9	4.9	.1
Large diameter pipe	0101		67.9	67.9	68.2	3.3	.4
Steel plate for containers	0112	12/86	138.4	138.4	139.1	2.1	.5
Weldments & fabricated steel plate for oth. purposes	0123	12/94	114.5	114.3	114.4	5.3	.1
Steel power boilers	1077		129.2	130.4	130.4	.9	0
Fire tube boilers	0113	12/86	135.8	136.5	136.5	.5	0
Parts/attachments for steel power boilers	0124	12/86	154.7	155.9	155.9	.8	0
Prefabricated metal buildings	1079		142.9	140.9	140.9	-1.0	0
Prefab. metal bldg systems, ex. farm svcs	01		139.1	136.3	136.4	-1.5	.1
Other prefab. & portable metal buildings	02		148.7	148.7	148.7	.8	0
Panels, parts, & sections for prefab bldgs	03		135.7	135.5	135.4	-.4	-.1
Miscellaneous metal products	108		127.7	127.9	127.7	-.2	-.2
Bolts, nuts, screws, rivets, and washers	1081		128.9	128.7	128.2	.5	-.4
Externally thread. fasteners, ex. aircraft	02	06/82	116.7	116.4	116.1	-.8	-.3
Hex bolts	0206	06/82	102.5	102.4	102.3	0	-.1
Square and round bolts	0207	06/82	118.9	118.9	118.9	0	0
Studs	0208	06/82	113.0	113.0	113.1	2.5	.1
Flanged self locking sets, lag and wood screws	0209	06/82	150.0	153.3	150.0	-2.2	-2.2
Machine screws	0221		104.9	102.4	102.5	-2.2	.1
Cap screws	0231		149.9	149.9	149.9	0	0
Tapping screws	0236		119.8	119.8	119.5	-.2	-.3
High-strength structural and bent bolts	0246		128.5	128.3	128.3	-.2	0
Thread-cutting & rolling, & self drilling screws	0256	06/82	98.8	98.8	98.8	0	0
Other externally threaded fasteners	0261	06/82	116.1	116.6	116.6	.4	0
Internally thread. fasteners, ex. aircraft	03	06/82	100.4	100.4	100.4	.8	0
Nonthreaded fasteners, except aircraft	04	06/82	120.4	119.9	119.9	.4	0
Aircraft-aerospace fasteners	05	06/82	194.8	194.8	192.0	2.6	-1.4
Other formed fasteners	06	06/82	131.6	131.6	131.6	1.5	0
Lighting fixtures	1083		137.4	137.3	137.4	.1	.1
Residential	02		144.4	144.4	144.5	.4	.1
Commercial/institutional or industrial	03		141.3	141.3	141.3	.3	0
Other commercial incand. fixtures, incl. portable	0307		110.1	110.9	110.9	.7	0
Commercial H.I.D. fixtures, mercury and other types	0311		141.5	141.5	141.5	-.1	0
Commercial floor. fixtures, recessed air handling	0321		130.2	(?)	130.2	.5	(?)
Commercial floor. fixtures, recessed non-air	0323		119.1	119.1	119.1	-.1	0
Commercial fluorescent strip lights	0325		127.2	127.2	127.2	1.1	0
Commercial fluorescent fixtures, surface or pendent	0333		171.5	171.5	171.5	0	0
Other commercial floor. fixtures, incl. portable	0338		150.3	150.3	150.3	2.7	0
Component or renewal parts for commercial fixtures	0345		141.9	144.1	144.1	1.1	0
Industrial fluorescent fixtures, general types	0361		138.4	138.4	138.4	.1	0
Vehicular	04		122.1	122.2	122.2	.6	0
Motor vehicle incandescent lighting	0401	12/83	106.8	106.8	106.8	.4	0
All other vehicular lighting equipment	0402	12/83	154.9	155.1	155.1	.7	0
Lighting equipment, n.e.c.	05		138.7	138.1	138.5	-.6	.3
Outdoor lighting equipment, including parts	0522	06/85	121.8	122.2	122.7	-.1	.4
Other electric and non-electric lighting	0524	06/85	110.3	108.6	108.6	-1.5	0
Ammunition, except for small arms	1085	12/85	121.2	121.2	120.2	-2.8	-.8
Ordnance and accessories, n.e.c.	1086	12/85	138.3	138.6	138.6	2.2	0
Fabricated ferrous wire products	1088	06/82	130.5	130.7	130.6	.9	-.1
Ferrous wire rope, cable and strand	01	06/82	136.7	136.0	135.9	.3	-.1
Steel nails and spikes	02	06/82	116.4	117.3	117.3	.8	0
Steel fencing and fence gates	06	06/82	123.9	122.9	123.7	-.1	.7
Ferrous wire cloth, other woven wire prod.	07	06/82	130.1	130.3	127.2	-1.8	-2.4
Other fabricated ferrous wire products	09	06/82	131.7	132.4	132.4	1.8	0
Other miscellaneous metal products	1089		125.7	126.0	125.8	-.5	-.2
Hot formed springs	02		115.6	115.6	115.9	.8	.3
Replacement leaf springs for motor vehicles	0217		105.1	105.1	105.9	2.5	.8
Locomotive, railroad car & other helical springs	0225		123.6	123.6	123.6	-.6	0
Orig. equipment coil springs for cars, buses, trucks	0229	06/83	108.0	108.0	108.0	.2	0
Cold formed springs	03		115.9	115.9	115.9	-.1	0
Cold formed flat springs made of sheet & strip steel	0311		114.7	114.7	114.7	-.6	0
Wire springs	04		125.2	125.2	125.2	-2.2	0
Precision mechanical springs	0424		131.5	131.6	131.7	-.1	.1

See footnotes at end of table.

Table 6. Producer price indexes and percent changes for commodity groupings and individual items, not seasonally adjusted—Continued

(1982=100 unless otherwise indicated)

Commodity	Commodity code	Other index base	Index			Percent change Feb. 1999 From:	
			Oct. 1998 ¹	Jan. 1999 ¹	Feb. 1999 ¹	Feb. 1998	Jan. 1999
Other miscellaneous metal products--Continued	1089						
Other wire springs	0425	12/82	117.6	117.6	117.6	-3.8	0
Other metal products	05		125.8	126.3	125.9	-.6	-.3
Original equipment automobile stampings	0506		107.9	108.6	108.1	-1.0	-.5
Replacement part automotive stampings	0508	12/82	125.0	125.0	125.0	(²)	0
Automotive screw machine products	0521	12/83	127.7	127.5	127.5	-.7	0
Other screw machine products	0522	12/83	133.5	133.5	133.6	-.3	.1
Industrial wire cloth	0534	06/83	88.2	88.0	89.0	(²)	1.1
Metal ladders, including ladder accessories	0557	12/91	104.7	104.7	104.7	.7	0
Metal picture frames	0562	06/84	155.6	155.6	155.6	1.0	0
Metal powders, paste, and flake	0564	06/85	137.2	138.1	139.5	1.3	1.0
Other primary metal prods. (nails/brads/staples/etc)	0566	06/85	130.3	130.2	121.0	-9.5	-7.1
Powder metallurgy parts, ex. bearing, gears, etc.	0571	12/91	106.1	106.5	106.5	.9	0
Other fabricated metal products	0589	06/85	132.5	132.4	132.3	.2	-.1
Metal crowns and closures	06	12/83	129.4	129.3	129.8	.5	.4
Metal commercial closures (caps)	0611	12/83	144.8	144.8	144.8	.3	0
Metal stampings n.e.c.	07	06/84	125.6	125.6	125.7	-.1	.1
Job stampings, non-automotive	0701		140.0	139.6	139.7	-.3	-.1
Other stamped and pressed metal end products	0731	06/84	122.4	123.3	123.5	.5	.2
Metal foil and leaf	08	12/84	113.0	112.8	112.5	-.7	-.3
Converted unmounted alum. foil packaging products	0801	12/84	114.7	114.7	114.7	.9	0
Laminated aluminum foil rolls and sheets	0811	12/84	109.8	109.6	109.0	-1.9	-.5
Converted unmounted alum. foil for nonpkg appl.	0821	12/84	130.0	(²)	130.0	0	(²)
Metal treatment services	109	12/84	126.5	126.6	129.8	2.7	2.5
Metal treatment services	1091						
Metal plating and polishing	01	12/84	138.5	138.9	147.5	7.1	6.2
Metal coating and allied services	02	12/84	119.3	119.3	119.4	-.4	.1
Metal heat treating	03	06/85	113.6	113.6	113.8	.4	.2
Metal heat treating - Middle Atlantic	0332	06/85	122.3	122.3	122.3	0	0
Metal heat treating - South Central	0333	06/85	118.7	118.7	119.0	1.0	.3
Metal heat-treating - Michigan	0334	06/85	105.5	105.5	105.5	0	0
Metal heat treating - Southeast	0335	06/85	102.5	103.1	103.7	1.1	.6
Metal heat treating - North Central	0336	06/85	115.4	115.5	115.5	.3	0
Metal heat treating - Pacific Coast	0337	06/85	112.8	112.8	112.8	-.4	0
Metal heat treating - Southwest	0338	06/85	107.1	107.1	107.1	0	0
Metal heat treating - New England	0339	06/90	103.5	103.5	103.5	0	0
Machinery and equipment	11		124.6	124.6	124.7	-.5	.1
Agricultural machinery and equipment	111		151.2	149.9	150.0	-.1	.1
Farm and garden tractors	1111		143.6	143.2	143.5	-2.0	.2
Farm tractors, wheel type	02	12/82	146.6	146.6	146.6	1.3	0
Farm tractors, two wheel drive	0201		157.7	157.7	157.7	1.5	0
Farm tractors, four wheel drive	0211	12/82	128.3	128.3	128.3	.8	0
Garden tractors	05		168.1	168.1	168.1	.7	0
Farm tractor parts and attachments	52	12/82	132.7	131.9	132.5	-5.5	.5
Parts	5211		136.8	135.9	136.6	-5.5	.5
Agricultural machinery excl. tractors	1112		153.9	152.0	152.4	.7	.3
Plows	01		145.4	145.2	145.2	2.3	0
Harrows, rollers, and stalk cutters	02		151.7	149.4	149.6	-.1	.1
Stalk shredders and cutters	0211	12/82	158.7	158.7	158.7	1.4	0
Harrows, combination tillage, tractors, & like equip	0213	12/94	109.3	102.9	103.2	-5.0	.3
Planting, seeding, and fertilizing mach.	03		142.9	143.3	143.4	1.6	.1
Planting and seeding machinery	0311	12/82	131.1	131.4	131.4	1.5	0
Fertilizing machinery	0321	12/82	151.7	152.8	152.8	2.3	0
Other planting, seeding, fertilizing machinery	0331	12/94	104.1	103.8	104.1	.3	.3
Sprayers and dusters	05		148.6	(²)	150.2	1.3	(²)
Harvesting machinery	06		172.4	166.3	166.3	-1.6	0
Haying machinery	07		148.2	148.1	148.1	1.2	0
Crop preparation machinery	08		145.3	143.3	143.7	0	.3
Farm wagons & other farm transport equip.	11		150.8	148.8	152.9	3.7	2.8
Commercial turf and grounds mowing equip.	12	12/82	148.0	147.9	148.0	2.0	.1
Comm. turf & grounds care eq., parts & att	13	06/83	184.7	184.4	184.4	2.3	0
Parts for farm machinery, excl. tractors	51		134.9	133.9	133.9	.8	0
Attachments, farm machinery, ex. tractors	52	12/82	146.0	148.5	148.5	3.5	0
Agricultural equipment	1113		142.0	142.3	141.4	-1.4	-.6
Barnyard and hog equipment	02		132.2	132.2	132.2	1.6	0
Barn and barnyard equipment	0231	12/82	128.2	128.2	128.2	3.1	0
Hog equipment	0241	12/82	140.9	140.9	140.9	-.7	0
Water systems	03		133.2	135.0	130.9	-.5	-3.0
Parts, agricultural equipment	51	12/82	168.6	168.6	167.6	-7.7	-.6
Construction machinery and equipment	112		145.2	146.2	146.5	1.1	.2
Power cranes, excavators, and equipment	1121		162.7	163.6	163.5	.7	-.1
Excavators	04		177.6	180.9	180.1	1.2	-.4

See footnotes at end of table.

Table 6. Producer price indexes and percent changes for commodity groupings and individual items, not seasonally adjusted—Continued

(1982=100 unless otherwise indicated)

Commodity	Commodity code	Other index base	Index			Percent change Feb. 1999 From:	
			Oct. 1998 ¹	Jan. 1999 ¹	Feb. 1999 ¹	Feb. 1998	Jan. 1999
Power cranes, excavators, and equipment—Continued	1121						
Cranes	06		155.8	156.2	156.2	1.0	0
Cable operated cranes	0608		189.8	189.9	189.8	.6	-.1
Hydraulic operated cranes	0609		159.4	159.8	159.7	1.7	-.1
Miscellaneous cranes, incl. walking drag lines	0611		138.7	139.2	139.2	.4	0
Front end attachments and parts	07		152.6	152.6	152.9	.2	.2
Front end attachments for cranes and excavators	0701		142.8	142.8	(?)	(?)	(?)
Parts for cranes and excavators	0702		151.7	151.7	152.0	.2	.2
Construction equipment for mounting	1122		142.5	142.8	143.0	.4	.1
Specialized construction machinery	1123		150.0	152.1	152.7	4.4	.4
Portable crushing, screening, and washing plants	0303		146.7	147.7	(?)	(?)	(?)
Rollers	0304		148.3	150.6	152.2	2.6	1.1
Portable air compressors	1124		124.8	124.8	124.8	.8	0
Scrapers and graders	1125		159.6	162.7	162.7	1.9	0
Scraper bowls	0103		159.4	161.7	161.7	1.4	0
Parts and other equipment	1126		115.7	116.2	116.4	-.2	.2
Parts/attach., ex cranes/excav./tractors	01		112.8	113.0	113.1	-.6	.1
Other construction equipment	02		115.8	116.6	116.8	.3	.2
Other excavating and construction machinery	0206		97.1	100.8	100.7	4.6	-.1
Other miscellaneous construction machinery	0207	06/86	115.7	115.7	115.9	-.7	.2
Mixers, pavers, spreaders, etc.	1127		137.5	137.8	137.9	1.0	.1
Concrete equipment	0155	06/86	138.6	138.9	139.1	1.7	.1
Bituminous equipment	0156	06/86	130.3	130.6	130.6	.3	0
Tractors, other than farm	1128		153.0	154.1	154.7	1.5	.4
Wheel type	01		132.8	136.7	136.7	2.9	0
Crawler type	02		158.5	161.0	161.0	1.6	0
Tractor parts and attachments	03		163.4	164.3	164.2	.5	-.1
Tractor shovel loaders	04		143.6	143.7	145.1	1.9	1.0
Off-highway equipment	1129		150.1	150.5	151.7	1.6	.8
Metalworking machinery and equipment	113		147.5	147.5	147.7	.5	.1
Metalworking machinery n. e. c.	113-A	06/83	159.4	159.7	160.2	1.3	.3
Assembly machines	01	06/83	147.2	147.6	147.7	1.0	.1
Other metalworking machinery	02	06/83	172.0	172.2	173.2	1.6	.6
Rolling mill machinery	113-B	12/87	141.5	141.5	139.9	-.5	-1.1
Power driven hand tools	1132		139.9	140.7	140.9	1.1	.1
Power hand tools, electric/battery powered	06	06/86	127.9	128.6	128.9	.9	.2
Power hand tools, pneumatic/hydr./powder	08	06/86	142.6	144.2	144.1	1.8	-.1
Power hand tools, engine driven	09	06/86	117.4	117.4	117.1	.4	-.3
Welding machines and equipment	1133		164.1	164.1	165.6	1.2	.9
Arc welding mach., components ex electrode	01		155.8	155.8	159.0	2.4	2.1
Resistance welders, components & electrode	02		155.6	155.6	155.8	.2	.1
Arc welding electrodes	03		177.8	177.8	177.8	.2	0
Gas welding machines and equipment	04		167.3	167.3	167.4	.8	.1
Industrial process furnaces and ovens	1134		151.2	151.5	152.3	1.0	.5
Electric, excluding induction & dielectric	01		149.1	149.5	150.9	1.3	.9
Electric furnaces	0108	12/86	128.2	128.6	130.2	1.6	1.2
Electric industrial ovens and kilns, incl. infrared	0109	12/86	138.4	138.4	138.4	.2	0
Fuel-fired	02		146.5	146.5	148.8	1.9	1.6
Fuel fired furnaces, including parts and attachments	0218	12/86	145.4	145.4	148.9	3.0	2.4
Otr. indus. elec. heat. units; parts/attach	05		158.0	158.7	158.2	.4	-.3
Parts and attachments, incl. electric heating units	0543		139.8	140.2	140.2	1.2	0
Other industrial electric heating units	0545		178.4	179.3	178.5	.2	-.4
Cutting tools and accessories	1135		140.2	140.0	140.2	1.0	.1
Small cutting tools	01		132.1	131.7	131.7	.8	0
Precision measuring tools	02		152.4	152.6	154.5	1.6	1.2
Metalworking power saw blades	03	06/83	174.4	175.0	175.0	.8	0
Bandsaw blade	0327	06/83	171.3	171.3	171.3	0	0
Circular saw blades	0328	06/89	126.4	126.4	126.4	2.5	0
Other power saw blades	04	06/83	140.5	142.2	142.2	1.2	0
Other machine tool attachments & acc.	05	06/83	148.7	148.7	148.8	1.5	.1
Abrasive products	1136		143.4	142.4	142.2	-.8	-.1
Nonmetallic sized abrasives	01		90.9	84.3	84.3	-9.7	0
Nonmet. bonded abrasives and diamond wheel	03		139.4	139.4	139.5	.2	.1
Nonmetallic coated abrasive products	05		179.0	181.9	181.7	3.7	-.1
Metal abrasives, including scouring pads	31		125.1	120.9	120.1	-10.9	-.7

See footnotes at end of table.

Table 6. Producer price indexes and percent changes for commodity groupings and individual items, not seasonally adjusted—Continued

(1982=100 unless otherwise indicated)

Commodity	Commodity code	Other index base	Index			Percent change Feb. 1999 From:	
			Oct. 1998 ¹	Jan. 1999 ¹	Feb. 1999 ¹	Feb. 1998	Jan. 1999
Metal cutting machine tools	1137		160.2	160.2	160.4	0.5	0.1
Grinding machines	13		173.6	173.8	173.8	.3	0
Lathes	14		150.7	149.9	149.9	-1.1	0
Milling machines	15		158.9	(²)	(²)	(²)	(²)
Multi-function machines, n/c	16		140.0	139.4	140.2	-.7	.6
Station type machines	18	06/83	167.6	167.6	167.9	.9	.2
Other metal cutting machine tools	19		154.4	156.0	155.8	1.4	-1
Rebuilt metal cutting machine tools	45	06/88	141.5	141.5	141.5	3.5	0
Parts for metal cutting machine tools	51		163.5	163.7	163.7	.2	0
Metal forming machine tools	1138		158.3	159.2	159.3	2.1	.1
Punching, bending and forming machines	21		132.0	134.5	134.3	4.1	-1
Press brakes	2104		147.8	147.8	147.8	0	0
Punching machinery	2108	12/86	123.1	126.6	126.0	7.9	-5
Rolls, all types	2117	12/92	95.3	102.5	102.5	13.3	0
Other bending/forming machines, including folders	2119	12/86	141.9	143.6	143.6	1.5	0
Shearing machines	22		152.5	152.7	152.7	.1	0
Presses	23		174.5	175.1	175.1	1.9	0
Mechanical presses	2308	12/86	170.1	170.8	170.8	1.8	0
Other hydraulic presses	2313		136.8	136.8	136.8	2.8	0
Other metal forming machines	25		182.7	183.3	183.3	2.3	0
Other metal forming mach. tools, inc. rebuilt tools	2508	12/86	169.5	(²)	169.5	2.2	(²)
Parts for metal forming machine tools	51		145.2	145.2	145.8	.8	.4
Tools, dies, jigs, fixtures & ind. molds	1139		138.9	139.0	139.1	.3	.1
Special dies, tools, jigs, and fixtures	01		143.6	143.6	143.6	.5	0
Jigs/fixtures, gauging/checking, 1,000 lbs. and over	0101		140.8	140.8	140.8	1.2	0
Jigs/fixtures, gauging/checking, under 1,000 lbs.	0102	06/94	100.0	100.0	100.0	0	0
Jigs/fixtures; other types, under 1000 lbs.	0103		206.5	206.5	207.0	.8	.2
Jigs/fixtures; other types, 1000 lbs. and over	0104		197.4	197.4	(²)	(²)	(²)
Components and parts for jigs and fixtures	0105		198.0	199.3	199.3	2.7	0
Forming and drawing dies, 500 lbs. and under	0107		127.7	127.8	127.8	-2.1	0
Forming and drawing dies, 501-3000 lbs.	0108		134.2	134.2	(²)	(²)	(²)
Forming and drawing dies, over 3000 lbs.	0109		160.0	160.0	160.0	0	0
Stamping dies, progressive type, high speed steel	0111		106.0	106.0	106.0	0	0
All other stamping-type dies	0114		126.6	126.6	126.6	.1	0
All other dies	0121		157.3	157.3	157.3	1.4	0
Die sets	0122	12/86	144.8	(²)	144.8	-5	(²)
Other components and parts for dies	0125		133.9	133.9	133.9	.1	0
Other specially designed tooling and prototypes	0129	12/86	121.1	121.1	121.1	.7	0
Industrial molds	03		131.8	131.8	132.0	0	.2
Die casting molds	0301		137.0	137.0	137.0	0	0
Metal molds for wax, all types	0302	06/94	100.1	(²)	100.1	0	(²)
Injection molds for plastic products	0305		129.1	129.1	129.3	-2	.2
Other molds for plastic products	0306	12/86	114.3	114.4	115.2	1.2	.7
Molds made of materials other than metal	0311	12/86	100.6	(²)	100.6	0	(²)
Components and parts for molds	0313		124.6	124.4	124.4	.7	0
Foundry molds, except ingot molds	0316	12/86	119.0	118.3	118.3	.2	0
All other molds made of metal	0319	06/94	108.3	108.3	108.6	1.4	.3
General purpose machinery and equipment	114		147.9	148.9	149.1	1.9	.1
Pumps, compressors, and equipment	1141		149.3	150.7	151.1	1.8	.3
Industrial pumps	02		159.7	162.3	162.6	2.4	.2
Stationary air compressors	03		139.1	138.9	139.8	.8	.6
Gas compressors	04		158.7	158.7	160.7	4.1	1.3
Air/gas compress. & vac. pump pts./attach.	07	06/84	127.7	130.5	130.2	2.7	-2
Industrial spraying equipment	08	06/84	125.5	(²)	(²)	(²)	(²)
Measuring & dispensing pumps	09	06/84	136.0	137.3	137.2	-1	-1
Gasoline dispensing pumps, computing type	0901	06/84	105.5	108.2	108.0	-1.4	-2
Lubricating-oil and grease dispensing equipment	0903	06/84	174.3	174.3	174.3	.6	0
Other measuring and dispensing pumps	0905	06/84	151.6	151.6	151.6	.5	0
Other compressors and vacuum pumps	11	12/98	(²)	100.0	100.0	(²)	0
Other pumps, including parts	12	12/83	161.5	162.4	162.9	1.7	.3
Parts and attachments for pumps	1211	12/83	168.2	169.6	169.4	2.0	-1
All other pumps, inc. sump, oil well & oil field	1215	12/97	100.4	100.4	101.5	1.3	1.1
Elevators, escalators, and other lifts	1142		117.1	117.5	117.5	1.9	0
Elevators & escalators	01		114.4	114.5	114.5	2.4	0
Hydraulic passenger elevators	0105		126.1	126.1	126.1	1.7	0
Other non-farm elevators, including dumbwaiters, etc	0109		132.0	132.8	132.8	.6	0
Elevator and escalator parts & attachments	02		132.2	133.7	133.7	1.1	0
Fluid power equipment	1143		154.2	156.1	156.0	1.6	-1
Fluid power pumps and parts	01		152.1	155.0	155.8	2.4	.5
Fluid power valves	02		158.3	159.2	158.9	.8	-2
Fluid power accum./cushions/cyls. & parts	03		148.0	149.6	149.1	1.2	-3
Non-aerospace hydraulic fluid power cylind/actuators	0312	06/98	100.5	101.2	101.2	(²)	0
Non-aerospace pneumatic fluid power cylind/actuators	0313	06/98	100.1	101.5	101.1	(²)	-4
Aerospace fluid power cylinders and actuators	0314	06/98	100.0	100.2	(²)	(²)	(²)
Parts for hydraulic & pneumatic cylinders/actuators	0315	06/98	100.0	103.4	102.2	(²)	-1.2

See footnotes at end of table.

Table 6. Producer price indexes and percent changes for commodity groupings and individual items, not seasonally adjusted—Continued

(1982=100 unless otherwise indicated)

Commodity	Commodity code	Other index base	Index			Percent change Feb. 1999 From:	
			Oct. 1998 ¹	Jan. 1999 ¹	Feb. 1999 ¹	Feb. 1998	Jan. 1999
Fluid power equipment—Continued	1143						
Fluid power hose and tube fittings	04		160.9	163.3	163.2	2.1	-0.1
Parts for fluid power valves	05	06/91	120.9	120.8	120.8	1.3	0
Industrial material handling equipment	1144						
Conveying equipment	02		131.8	132.1	132.4	1.5	.2
Unit handling convey/convey sys hoists/farm elevators	0212	06/84	125.7	126.2	126.4	1.8	.2
Parts/acces. for unit handling conveyors & conv. sys	0214	06/84	144.4	143.1	144.7	1.8	1.1
Bulk mtl hndlg conveyors & conveying sy ex ho & farm	0216	06/84	130.2	130.9	131.7	2.9	.6
Pts & access for bulk mtl hdlg conveyors & conv sys	0218	06/84	149.2	149.2	151.4	2.4	1.5
Industrial trucks and tractors	03		125.2	125.2	125.2	.2	0
Electric trucks, operator-riding	0351		118.0	118.0	118.0	-1.3	0
Motorized handtrucks (non-riding)	0352		126.2	126.2	126.2	3.4	0
All other industrial trucks and tractors	0377	12/86	119.6	119.8	120.0	.9	.2
Parts, attachments, and accessories	0378	12/86	127.1	127.0	127.0	.3	0
Operator riding intern. combust./non-electric trucks	0379	06/94	105.4	105.5	105.5	-2	0
Deck boards (industrial loading ramps)	0381	06/94	100.9	100.1	(?)	(?)	(?)
Hand lift trucks (non-powered)	0383	06/94	111.3	111.3	111.5	.5	.2
Hoists, cranes and stacking machines	04		146.4	147.3	147.3	2.5	0
Hoists, including parts	0481	12/84	141.4	142.5	142.5	2.9	0
Cranes, including parts	0485	12/84	140.2	140.5	140.5	1.9	0
Mechanical power transmission equipment	1145						
Speed changers, drives, gears	01		158.4	159.7	160.3	2.0	.4
Speed reducers, fixed ratio, enclosed	0106	12/83	161.2	163.7	164.4	2.6	.4
Gear motors	0107	12/83	189.3	195.5	195.7	3.3	.1
Loose gear, pinions and racks	0108	12/83	150.1	152.1	152.1	2.1	0
Mechanical-variable speed changers	0109	12/83	130.2	130.6	132.2	2.3	1.2
Industrial high speed drives	0112	12/83	134.5	134.5	134.7	.4	.1
Parts/components for speed changers	0114	12/83	146.3	146.3	146.3	4.1	0
Other power transmission equipment	02	12/84	192.8	193.3	193.3	1.5	0
Plain bearings and bushings	0201	12/84	147.0	147.5	148.0	1.6	.3
Clutches	0202	12/84	127.0	127.7	127.9	1.1	.2
Flexible couplings	0203	12/84	160.2	160.4	161.1	1.4	.4
Chains for sprocket drives	0204	12/84	139.8	139.6	141.2	2.0	1.1
Sprockets	0205	12/84	154.3	155.1	156.0	3.7	.6
Pulleys	0206	12/84	133.7	133.7	133.9	2.8	.1
Other power transmission equipment, incl. sheaves	0209	12/84	141.8	145.4	145.4	3.0	0
Universal joints, ball joints, drives & flex. shafts	0211	06/89	157.7	154.6	154.8	.8	.1
Scales and balances	1146						
Vehicle and industrial scales	11	12/91	113.3	114.5	114.5	2.0	0
Bench and portable scales	1133		110.3	111.0	111.0	1.1	0
Motor truck and railroad track scales	1135	12/94	139.7	141.9	141.7	1.9	-1
Misc. industrial scales	1137		97.2	99.2	99.2	1.8	0
Retail, commercial, household, & mail scal	12	12/91	129.2	129.2	129.2	.3	0
Commercial and retail scales	1241	12/87	97.8	100.0	100.0	1.9	0
Person-weighing scales and misc. household scales	1243		102.7	107.4	(?)	(?)	(?)
Parts, attachments, and accessories	13	12/91	122.3	126.3	(?)	(?)	(?)
Parts	1344		102.7	102.7	102.7	3.5	0
Fans and blowers, except portable	1147						
Centrifugal fans and blowers	0141	12/83	146.7	147.5	147.5	1.9	0
Propeller fans and accessories	0142	12/83	144.0	144.3	144.3	1.5	0
Dust collection & air purification equip.	0143	12/83	179.8	181.7	181.7	2.3	0
Dust collection and a/c equip.	0144	12/83	137.3	138.0	138.0	1.0	0
Air conditioning and refrigeration equip	1148						
Heat transfer equipment	01		135.7	136.0	136.1	2.3	.1
Unitary air conditioners	02		142.0	143.2	143.1	.5	-1
Commercial refrigeration equipment	03		130.1	130.4	130.4	6.2	0
Refrigerant compressors	04		158.2	159.5	160.6	3.3	.7
Refrigeration condensing units	05		120.0	119.7	119.6	-7	-1
Other a/c and refrigeration equipment	06		145.0	145.6	146.2	2.5	.4
Mobile vehicle mechanical a/c system	0621	12/82	137.0	137.0	136.9	1.7	-1
Liquid chiller, centrifugal and reciprocating	0623	12/82	123.5	123.5	123.4	-1	-1
Other refrigeration, ac, & soda fountain equip	0631	06/97	151.1	151.1	151.1	5.1	0
Parts & accessories for a/c & refig. equi	09	12/89	95.9	95.8	95.8	-5	0
Miscellaneous general purpose equipment	1149						
Metal valves, except fluid power	02	12/82	113.0	112.5	112.7	-2	.2
Gates, globes, angles, and checks	0201	12/82	162.6	164.1	164.3	2.0	.1
Ball valves	0202	12/82	158.6	159.7	159.9	3.1	.1
Butterfly valves	0203	12/82	169.3	171.0	171.0	6.5	0
Plug valves	0204	12/82	155.1	155.7	155.8	1.5	.1
Plumbing and heating valves (low pressure)	0205	12/82	127.3	135.2	138.7	10.3	2.6
Solenoid valves	0208	12/82	135.7	135.7	134.8	.1	-7
Other valves	0209	12/82	145.0	145.3	145.3	1.3	0
Automatic valves	0211	12/98	161.0	161.4	161.9	1.2	.3
Metal pipe fittings, flanges, and unions	03	12/82	161.6	161.9	162.0	.8	.1
Ball and roller bearings	05		165.7	166.2	166.3	1.0	.1

See footnotes at end of table.

Table 6. Producer price indexes and percent changes for commodity groupings and individual items, not seasonally adjusted—Continued

(1982=100 unless otherwise indicated)

Commodity	Commodity code	Other index base	Index			Percent change Feb. 1999 From:	
			Oct. 1998 ¹	Jan. 1999 ¹	Feb. 1999 ¹	Feb. 1998	Jan. 1999
Miscellaneous general purpose equipment—Continued	1149						
Double row annular ball bearings	0516	06/83	104.5	104.5	104.2	-2.8	-0.3
Angular contact ball bearings	0518	06/83	183.2	183.2	183.2	3.0	0
Other single row conrad ball bearings, prec. & reg.	0526	06/83	194.7	194.4	193.8	-1	-3
Mounted bearings	0534	06/83	180.1	182.7	184.3	4.2	.9
Ball and roller bearing parts and components	0535	06/83	155.9	156.0	155.9	.1	-1
Thrust ball bearings	0536	06/83	134.0	133.8	133.8	-1	0
Taper roller bearings	0537	06/83	139.9	140.1	140.5	.4	.3
Roller bearings, except taper	0538	06/83	188.8	189.6	189.6	1.8	0
Other ball bearings	0539	06/89	122.0	123.7	123.7	2.3	0
Industrial patterns	07	12/84	127.8	127.8	127.5	-2	-2
Filters and strainers	08	12/84	155.0	157.0	157.1	2.7	.1
Other miscellaneous general purpose equipm	11	12/84	149.2	149.9	150.3	1.1	.3
Electronic computers and computer equipm	115	12/90	30.9	29.6	29.4	-16.0	-7
Electronic computers	1151	12/90	22.6	21.0	20.7	-23.9	-1.4
Large-scale general purpose computers	0111	12/92	60.6	57.3	56.3	-11.1	-1.7
Mid-range general purpose computers	0112	12/92	43.6	39.5	39.5	-21.3	0
Personal computers and workstations	0114	12/92	14.3	12.7	12.4	-41.8	-2.4
Portable computers	0115	12/92	11.7	10.6	9.6	-48.4	-9.4
Other computers	0121	12/92	85.5	85.5	85.5	-3.8	0
Computer storage devices	1152	12/92	38.7	38.4	38.2	-11.2	-5
Computer storage devices, except parts	01	12/92	35.7	35.3	35.0	-9.3	-8
Computer terminals and parts	1153	12/93	89.8	89.3	88.6	-4.4	-8
Computer terminals	01	12/93	91.1	90.6	89.8	-4.8	-9
Computer peripheral equipment and parts	1154	12/93	79.4	76.7	76.7	-11.5	0
Optical scanning devices	01	12/93	82.1	(²)	82.1	10.9	(²)
Computer printers	02	12/93	66.7	62.0	62.0	-20.7	0
Other input/output devices, inc. monitors	03	12/93	70.4	66.8	66.8	-23.9	0
Other peripheral equipment	04	12/93	87.1	87.1	87.1	0	0
Parts for computer peripheral equipment	05	12/93	101.3	101.3	101.3	1.3	0
Special industry machinery and equipment	116		159.3	160.5	160.6	1.5	.1
Food products machinery	1161		169.6	170.1	170.6	1.4	.3
Dairy industry machinery	01		168.6	169.4	169.4	.9	0
Commercial food production machinery	04		166.3	166.3	167.0	.8	.4
Industrial food production machinery	05	12/83	159.2	160.0	160.4	2.2	.3
Textile machinery and equipment	1162		153.0	152.9	154.0	.8	.7
Textile machinery	12	06/86	134.2	134.4	134.6	.4	.1
Industrial sewing machines	66		141.1	141.1	143.1	1.4	1.4
Textile machinery parts and attachments	77		158.6	158.1	160.0	1.1	1.2
Woodworking machinery and equipment	1163		145.3	145.3	145.3	.7	0
Other than for home workshops	01		139.5	139.5	140.4	1.8	.6
Sawmill equipment	0101		153.7	153.8	154.5	3.1	.5
Sawing machines, except sawmill equipment	0103		135.5	135.5	135.6	-1.0	.1
Straight-line machinery: planers, sanders, etc.	0104		152.4	149.9	153.3	.7	2.3
Boring and carving machinery, dovetailers, etc.	0105		134.0	134.2	135.5	1.1	1.0
Other woodworking machinery, incl. lathes & presses	0106		175.2	175.2	175.2	2.2	0
All other parts, attachments, and accessories	0108		130.1	131.4	131.9	2.9	.4
Woodworking power saw blades	05		136.6	136.6	134.1	-1.8	-1.8
Solid tooth	0521		136.8	137.0	(²)	(²)	(²)
Inserted tooth	0522		115.5	115.5	115.5	0	0
Other woodworking power saw blades	0525	06/83	137.7	137.7	132.5	-3.8	-3.8
Paper industries machinery	1164	06/82	159.9	162.6	161.4	1.3	-7
Pulp mill machinery	0103	06/82	181.3	184.4	182.0	.6	-1.3
Papermill machinery	0105	06/82	149.4	151.9	150.9	1.4	-7
Paper and paperboard converting equipment	0107	06/82	181.6	183.9	182.8	1.2	-6
Printing trades machinery and equipment	1165		140.6	142.2	141.0	1.2	-8
Printing presses, offset	01		155.7	159.6	154.7	.3	-3.1
Web fed printing presses	0112	12/82	153.0	156.9	152.1	.7	-3.1
Bookbinding machinery and equipment	05		158.6	158.6	159.1	2.2	.3
Printing presses, other than lithographic	06	12/82	168.0	168.1	167.8	.2	-2
Other printing machinery and equipment	09	12/82	143.0	143.6	144.0	1.8	.3
Other special industry machinery	1166		161.1	162.5	162.8	1.9	.2
Rubberworking machinery	01		178.7	178.6	178.6	.8	0
Plasticworking machinery	03		166.8	167.5	167.5	1.6	0
Injection molding machinery	0304		156.5	156.6	155.7	-2	.1
Other plasticworking machinery and parts	0306		163.2	164.7	164.7	2.4	0
Chemical industry machinery	04		154.6	156.0	156.0	4.3	0
Chemical manufacturing machinery and equipment	0413		159.4	161.3	161.3	4.1	0
Chemical machinery parts	0414		187.1	187.1	187.1	4.6	0

See footnotes at end of table.

Table 6. Producer price indexes and percent changes for commodity groupings and individual items, not seasonally adjusted—Continued

(1982=100 unless otherwise indicated)

Commodity	Commodity code	Other index base	Index			Percent change Feb. 1999 From:	
			Oct. 1998 ¹	Jan. 1999 ¹	Feb. 1999 ¹	Feb. 1998	Jan. 1999
Other special industry machinery—Continued	1166						
Automotive maintenance equipment	05	06/83	133.8	133.8	133.8	-0.1	0
Miscellaneous industry machinery	06		162.3	164.1	164.6	1.9	.3
Concrete machinery and parts	0626		159.4	159.7	159.7	2.4	0
Glassmaking machinery and parts	0627		157.9	157.5	157.6	.2	.1
Foundry machinery and parts	0632	06/83	149.7	(²)	149.7	3.7	(²)
Semiconductor manufacturing equipment	0638	06/87	132.4	135.1	135.3	1.4	.1
Other machinery and parts	0645	06/87	137.4	138.2	138.9	2.3	.5
Packing and packaging machinery	1167		176.1	177.5	177.8	1.3	.2
Filling machinery	01		191.5	192.5	194.7	2.4	1.1
Form-fill-seal machines	0103		222.1	223.5	228.8	4.6	2.4
Filling machines	0108	12/83	154.4	155.0	155.0	.4	0
Machinery for processing pkgs. & bottles	03		157.5	158.4	158.5	1.6	.1
Casing and cartoning machinery	0302		171.2	172.4	172.9	2.3	.3
Labeling and coding machinery	0307	12/83	138.8	139.4	139.4	1.3	0
Other packing & packaging machinery & pa	04	12/83	159.7	161.1	161.1	1.0	0
Wrapping, banding, bundling and fastening machines	0401	12/83	161.9	162.0	162.0	.1	0
Parts for packing and packaging machinery	0403	12/83	141.5	142.6	142.6	1.1	0
Other packing and packaging machines	0404	12/88	128.1	129.5	129.4	1.1	-.1
Service industry machinery and parts	1168	06/82	163.0	164.0	164.5	1.5	.3
Nonelectric commercial cooking equipment	0101	06/82	203.9	203.9	204.6	.8	.3
Electrical commercial cooking equipment	0102	06/82	160.5	164.7	164.4	.6	-.2
Commercial floor maintenance machinery, ex. vacuums	0104	06/82	170.8	170.9	171.3	2.5	.2
Commercial dishwashing machines	0105	06/82	180.6	182.0	184.6	2.1	1.4
Sewage treatment equipment	0106	06/82	191.8	191.8	191.8	.8	0
Commercial and industrial vacuum cleaners & parts	0111	06/82	158.7	158.7	159.9	1.7	.8
Water softeners	0113	12/87	118.7	118.5	118.5	.4	0
Water heaters	0115	12/87	141.6	141.6	145.6	1.8	2.8
High pressure cleaning and blasting machinery	0116	12/87	131.6	131.6	131.6	.8	0
Other industrial and commercial service machines	0118	06/82	143.6	144.8	145.4	2.5	.4
Parts & acces. ex. cooking equip. & vacuum parts	0121	06/82	152.1	153.7	153.3	1.5	-.3
Parts and access. for commercial cooking equipment	0122	12/87	124.6	124.6	124.9	.2	.2
Commercial laundry & dry cleaning equip.	1169	12/82	156.7	157.9	157.8	2.5	-.1
Laundry equipment	01	12/82	161.4	161.7	161.8	2.4	.1
Washer-extractor combinations	0103	12/82	153.4	(²)	(²)	(²)	(²)
Drying tumblers	0104	12/82	174.1	174.1	174.1	3.1	0
Flatwork ironers	0105	12/82	129.0	130.5	129.6	-.1	-.7
Other commercial laundry equipment	0107	12/82	155.7	155.7	156.4	.1	.4
Dry cleaning equipment	02	12/82	169.6	178.6	177.1	5.4	-.8
Dry cleaning presses	0203	12/82	176.5	177.9	(²)	(²)	(²)
Dry cleaning units	0205	06/87	108.8	108.8	109.8	2.4	.9
Other dry cleaning equipment	0207	06/87	140.6	(²)	152.4	8.4	(²)
Parts, attachments, and accessories	03	12/82	118.3	(²)	(²)	(²)	(²)
Electrical machinery and equipment	117		120.6	120.5	120.6	-.8	.1
Wiring devices	1171		152.5	153.1	152.1	-1.4	-.7
Current carrying	01		132.8	133.7	132.7	-1.2	-.7
Pin & sleeve: outlet, plug cap & connector body	0112		235.1	235.1	235.1	1.7	0
Automotive and aircraft switches	0122		121.3	(²)	121.7	(²)	(²)
Dimmers and all other special purposes switches	0123		142.0	142.0	144.6	2.8	1.8
Metal contacts, precious and all other	0124		109.8	109.0	108.6	.7	-.4
Blade or pin wire connectors	0131		132.7	128.7	130.0	-1.0	1.0
Other wire connectors	0135	12/86	106.5	108.7	108.4	1.8	-.3
Terminal blocks	0136		176.8	176.8	176.8	.3	0
Other current carrying wiring devices	0137		147.2	147.1	147.7	0	.4
General-use flush-mounted switches, except dimmers	0138	12/93	107.0	(²)	(²)	(²)	(²)
Pressure connectors	0139	12/93	117.3	117.3	117.3	2.6	0
Noncurrent carrying	02		178.0	178.2	177.0	-2.6	-.7
Stamped metal switch and receptacle box	0267		192.8	192.8	192.8	1.6	0
Metal raceway and wireway: surface and underfloor	0276		151.4	151.4	151.4	1.2	0
Fittings, except cast conduit body, cover, & gasket	0279		205.1	208.2	208.2	1.5	0
Cable, cord and flexible conduit fittings	0282	06/83	196.4	196.4	196.4	.1	0
Cast metal box, cover, gasket & access. ex. junction	0285		205.5	(²)	(²)	(²)	(²)
Commercial pole and transmission line hardware	0286		158.0	157.9	158.1	-.8	-.1
Flexible nonmetallic conduit	0294	12/86	135.2	135.2	(²)	(²)	(²)
Other noncurrent-carrying wiring devices	0298		205.9	205.9	205.9	3.0	0
Integrating and measuring instruments	1172		143.4	143.2	143.0	-1.4	-.1
Integrating instruments	04	12/83	98.0	101.8	104.2	-1.3	2.4
Test equip.- elect. character. & signals	05	12/83	138.4	137.8	137.4	-1.5	-.3
Indicating and recording instruments	06	12/83	142.0	142.0	142.2	-.7	.1
Motors, generators, motor generator sets	1173		146.1	146.3	146.3	.4	0
Fractional horsepower motors & generators	03	06/83	133.9	133.4	133.5	.4	-.1
Alternating current motors	0303	06/83	141.8	140.9	140.8	-.1	-.1
Universal motors (cased)	0307	06/83	162.9	162.9	162.9	0	0
All other fractional horse power motors, n.e.c.	0399	12/92	114.5	114.3	115.6	1.1	1.1

See footnotes at end of table.

Table 6. Producer price indexes and percent changes for commodity groupings and individual items, not seasonally adjusted—Continued

(1982=100 unless otherwise indicated)

Commodity	Commodity code	Other index base	Index			Percent change Feb. 1999 From:	
			Oct. 1998 ¹	Jan. 1999 ¹	Feb. 1999 ¹	Feb. 1998	Jan. 1999
Motors, generators, motor generator sets—Continued	1173						
Integral horsepower motors	04	06/83	142.2	143.6	143.4	0.6	-0.1
Motors and generators, d.c.	0401	06/83	132.6	133.9	134.3	.4	.3
Generators, a.c., exc. turbine driven	0402	06/83	117.2	117.7	117.7	-2	0
Motors, a.c.	0403	06/83	147.6	149.2	148.8	.7	-3
Prime mover gen. sets	07	06/83	142.1	142.1	141.9	-1	-1
Parts and supplies	09	06/83	137.9	136.8	136.8	-2	0
Transformers and power regulators	1174						
Fluorescent lamp ballasts	02		128.1	126.7	126.7	-3.4	0
Correct power factor type	0205		128.4	126.8	126.8	-3.6	0
Uncorrected power factor type	0207		129.1	(?)	129.1	-.8	(?)
Distribution transformers	03		120.3	120.8	120.8	4.9	0
Liquid immersed, pole type, single phase	0301		120.1	(?)	(?)	(?)	(?)
Liquid immersed, pad mount, single phase	0303		123.4	(?)	(?)	(?)	(?)
Liquid immersed, three phase	0307		116.8	116.8	(?)	(?)	(?)
Network transformers, all ratings, ex network protec	0317	06/94	115.1	115.1	115.8	1.6	.6
Small power transformers	05		140.1	140.1	140.1	.6	0
501-2500 KVA, liquid immersed	0501		129.0	129.0	129.0	1.3	0
Specialty and all other transformers	07		151.2	150.6	150.5	-1	-1
Open core/coil and units end-bell enclosed	0701		158.6	158.7	158.7	-1	0
General purpose transformers	0711		156.3	156.3	156.3	1.6	0
Other transformers	0731		178.1	178.0	177.6	-7	-2
Switchgear, switchboard, etc. equipment	1175						
Industrial controls	07		149.0	149.9	150.0	1.8	.1
Switchgear, exc. ducts & contr. circuit relay	11		146.5	147.8	147.8	1.7	0
Power circuit breakers, all types	12	06/85	138.1	138.3	138.6	1.3	.2
Panelboards & switching & interrupting devs	13	06/85	105.2	105.2	105.2	-2.5	0
Molded case circuit breakers	15	06/85	151.9	152.2	151.6	1.1	-4
Relays for switchgear & industrial control	18	06/90	134.2	134.4	134.1	6.6	-2
			135.8	140.1	140.1	3.2	0
Communication and related equipment	1176						
Telephone and telegraph equipment	01	12/85	113.7	113.5	114.1	-.6	.5
Line transmission equipment	0111	12/85	115.8	114.9	114.5	-2.1	-3
Switching equipment	0121	12/85	168.7	164.4	163.7	-3.0	-4
Telephone sets	0131	12/85	113.6	113.1	112.6	-2.9	-4
Modems	0133	12/85	81.6	81.9	81.9	-2	0
Other telephone and telegraph apparatus	0141	12/85	69.1	67.2	66.5	-5.7	-1.0
Radio & television communication equipment	02	12/85	119.8	119.8	119.8	0	0
Broadcast, studio and related equipment	0201	12/85	113.8	113.9	114.8	-1	.8
Radio communication, fiber optics & related equip.	0202	12/85	105.3	104.7	104.7	-1.3	0
Intercom, alarm & traffic control systems	0203	12/85	113.1	113.1	113.4	-1.0	.3
Radar, sonar & other search/detection/tracking equip	0204	12/85	113.7	114.1	114.1	.5	0
Electronic warfare & missile systems & equipment	0205	12/85	122.4	122.4	125.6	2.8	2.6
Navigation systems for aircraft, ships & ground	0206	12/85	97.0	97.0	97.0	-4.0	0
Other electronic equipment & devices, n.s.c.	0209	12/85	120.1	120.1	120.1	1.8	0
			116.0	116.2	116.1	1.0	-1
Electric lamps/bulbs and parts	1177						
Incandescent	01		139.6	142.2	140.8	.7	-1.0
Other than incandescent	02		148.9	150.1	148.7	1.3	-9
Flourescent, hot cathode	0221	12/83	131.3	135.8	134.6	-.8	-9
Other electric discharge	0222	12/83	103.4	107.9	106.5	-2.2	-1.3
			132.6	133.8	134.6	3.6	.6
Electronic components and accessories	1178						
Cathode ray T.V. picture tube	02		99.4	99.2	98.9	-1.8	-3
Power, transmitter, special purpose tubes	03		92.0	87.8	87.9	-7.9	.1
Capacitors	11		161.0	161.2	161.2	2.2	0
Tantalum electrolytic, fixed	1142	12/92	93.3	93.9	94.1	-.8	.2
Aluminum electrolytic, fixed	1143	12/92	90.1	90.7	91.5	-2.7	.9
Single-layer, ceramic dielectric, fixed	1144	12/92	120.7	120.7	120.7	0	0
Multi-layer, ceramic dielectric, fixed	1145	12/92	100.5	101.4	101.4	.9	0
Resistors for electric applications	12		75.9	75.5	75.5	-3.5	0
Fixed, surface mounted, excluding carbon types	1201	12/96	150.5	146.4	146.5	-1.8	.1
Fixed, having two leads, excluding carbon types	1202	12/96	92.2	89.8	89.3	-9.0	-6
Resistor networks, having more than two leads	1203	12/96	103.1	103.3	102.7	0	-6
Variable, non-wirewound	1204	12/96	108.0	87.0	89.1	-2.6	2.4
Nonlinear resistors, inc. thermistors and varistors	1205	12/96	99.1	99.1	99.1	0	0
Resistor parts and other resistors	1209	12/96	96.4	96.4	96.4	-4.3	0
Relays	21		116.2	117.5	118.1	2.0	.5
Switches, mechanical (electronic appl.)	22	06/82	156.1	157.2	157.5	1.7	.2
Connectors	24		149.8	150.0	149.1	-.4	-6
Coaxial connectors (radio frequency)	2411		146.8	147.5	147.3	.7	-1
Rack and panel, integral shell	2431		214.8	214.4	214.5	-.4	0
Rack and panel, other	2432		125.3	125.3	125.3	0	0
Printed circuit, two-piece type	2442		114.3	114.3	114.3	0	0
Miscellaneous special types	2467		123.1	123.1	121.9	-1.0	-1.0
Parts for connectors	2471	12/86	141.8	145.2	145.1	.5	-1
Magnetic and optical recording media	25		117.2	118.6	118.4	1.0	-2
Filters, crystals, and transducers	28	06/82	63.7	63.7	63.7	.8	0
Filters and crystals	2891	06/82	104.9	104.9	104.9	0	0
			115.0	115.0	115.0	0	0

See footnotes at end of table.

Table 6. Producer price indexes and percent changes for commodity groupings and individual items, not seasonally adjusted—Continued

(1982=100 unless otherwise indicated)

Commodity	Commodity code	Other index base	Index			Percent change Feb. 1999 From:	
			Oct. 1998 ¹	Jan. 1999 ¹	Feb. 1999 ¹	Feb. 1998	Jan. 1999
Electronic components and accessories—Continued	1178						
Transducers	2892	06/82	99.3	(?)	99.3	0	(?)
Diodes and rectifiers	31		118.7	118.9	119.1	4.2	0.2
Transistors	35		72.8	72.8	(?)	(?)	(?)
Optoelectronic devices	37		90.5	91.0	90.5	-3	-5
Digital bi-polar integrated circuits	41		50.1	48.8	48.3	-5.3	-1.0
Digital MOS integrated circuits	42		18.5	19.1	18.9	-8.7	-1.0
MOS, memory	4221		13.2	14.1	14.2	-7.2	.7
Other MOS, incl. logic, MCU, and MPR	4223		55.0	56.9	56.8	7.4	-2
Mos, microprocessors	4225		6.9	5.6	5.1	-59.8	-8.9
Linear integrated circuits	45		91.6	91.7	91.7	-9	0
Hybrid integrated circuits	46		116.3	116.3	116.3	2.7	0
Other semiconductor devices and parts	48		93.1	91.7	91.1	-3.8	-7
Semiconductor dice and wafers	4815		80.1	78.4	77.7	-5.5	-9
Semiconductor parts (packages, other accessories)	4817		124.1	124.2	124.2	.7	0
Printed circuits and cable assemblies	51	06/82	107.0	107.4	106.4	-1.5	-9
Printed circuit boards	5191	06/82	105.5	105.7	104.6	-2.4	-1.0
Cable assemblies, electronic	5192	06/82	120.3	121.8	121.2	3.6	-5
Static power, pulse & frequency converters	52	06/82	148.3	147.9	148.0	-2.8	.1
Electronic transformers and coils	53	06/82	144.5	144.6	144.6	.8	0
Audio transformers	5305	06/82	147.2	(?)	(?)	(?)	(?)
Power transformers	5309	06/82	128.6	129.1	129.2	1.7	.1
Toroidal windings, all types	5317	06/82	182.1	182.9	182.9	.9	0
Other inductors for electronic applications	5319	06/82	149.9	149.9	149.9	.9	0
MW components, ex tubes, semicon., antenna	57	06/82	142.6	142.6	142.6	2.4	0
Complex component assemb., packs, modules	61	06/82	120.3	119.7	119.8	-2.0	.1
Electronic components, n.e.c.	62	06/91	98.7	98.4	98.0	2.3	-4
All other electronic components	6209	06/94	104.3	103.9	103.5	2.6	-4
Miscellaneous electrical mach and equip	1179		113.9	114.0	114.1	-.9	.1
Storage batteries	01		101.4	102.7	102.2	-.6	-.5
Lead acid batteries, 1.5 cubic foot or less	0103	12/84	109.2	111.2	110.4	.8	-.7
Lead acid batteries, larger than 1.5 cubic foot	0104	12/84	114.8	114.8	115.2	-.4	.3
Storage batteries other than lead acid, incl. parts	0105	12/84	121.3	121.2	121.3	-7.0	.1
Primary batteries, dry and wet	02		154.7	155.6	155.3	1.8	-.2
Primary cells/batteries, vol. 18.3 cu. inchs or less	0224	12/92	114.3	115.2	114.9	2.3	-.3
Primary cells/batteries, vol. more than 18.3 cu. in.	0225	12/92	105.4	105.2	105.2	-.2	0
Carbon and graphite products	03		125.0	125.0	124.3	-5.2	-.6
Graphite electrodes	0324		120.9	120.9	119.3	-9.6	-1.3
Automotive generator brushes	0331		112.1	112.2	112.2	.1	0
Contacts, brushplates and brushes, except automotive	0333	06/85	134.0	134.4	135.0	1.7	.4
Other carbon and graphite products, mechanical	0341	06/85	146.8	(?)	146.8	4.3	(?)
Other carbon and graphite products, non-mechanical	0343	06/85	125.9	126.1	126.1	-2.6	0
X-ray and electromedical equipment	05		105.8	106.0	105.9	-1.5	-.1
Irradiation equipment	0512	06/85	111.3	111.1	111.1	-.4	0
Diagnostic electromedical equipment	0514	06/85	84.2	84.7	84.6	-4.2	-.1
Electrotherapeutic equipment	0516	06/85	87.9	85.7	86.4	-3.5	.8
Patient monitoring equipment	0518	06/85	91.7	94.8	92.6	-.8	-2.3
Surgical support systems	0519	06/90	96.9	(?)	(?)	(?)	(?)
Parts and accessories for electromedical equipment	0524	06/85	124.9	124.4	124.5	-1.9	.1
Engine electrical equipment	06		124.7	123.9	124.6	-.6	.6
Cable sets and ignition wiring harnesses	0601	12/82	125.4	125.4	126.4	1.7	.8
Regulators for battery charging generators	0602	12/82	141.1	141.1	134.1	-3.9	-5.0
Battery charging alternators and generators	0603	12/82	127.1	126.6	126.6	-.3	0
Starting motors	0604	12/82	118.9	118.2	118.2	-.5	0
Spark plugs	0605	12/82	115.6	114.7	114.0	-1.7	-.6
Other engine electrical equipment	0606	12/82	126.1	124.9	126.4	-1.3	1.2
Electrical equipment, n.e.c.	07	12/85	118.4	118.3	118.3	-.8	0
Porcelain electrical supplies, ex insulato	08	12/85	119.0	118.3	118.4	-2.4	.1
Electrical industrial apparatus, n.e.c.	29	12/85	113.4	113.8	114.1	.9	.3
Industrial capacitors	2901	12/85	88.6	88.6	88.6	.2	0
Rectifying apparatus	2902	12/85	116.8	116.8	116.9	.3	.1
Industrial coil windings & other misc. equipment	2903	12/85	126.1	128.1	129.0	2.6	.7
Miscellaneous instruments	118		148.1	148.4	148.8	1.3	.3
Environmental controls	1181		144.7	145.7	145.6	1.0	-.1
Building comfort controls	01		154.9	156.3	156.5	1.8	.1
Appliance regulation controls	02		121.7	121.8	121.4	-.3	-.3
Process control instruments	1182	06/83	153.5	154.2	154.3	.7	.1
Display and control receiver type instruments	0111	06/83	147.4	147.4	147.4	-1.9	0
Temperature instruments, excl. receiver type	0121	06/83	151.5	153.7	153.7	1.4	0
Pressure and draft instruments, excl. receiver type	0131	06/83	165.1	165.1	165.7	1.9	.4
Flow and liquid level instruments	0141	06/83	144.8	145.2	145.2	2.9	0
Continuous process gas & liquid analysis instruments	0151	06/83	135.6	136.5	136.5	2.8	0
Other process control products and parts	0191	06/83	163.7	165.6	165.8	2.2	.1
Fluid meters and counting devices	1184	12/85	115.1	116.0	115.9	.3	-.1
Integrating & totalizing meters for gas or liquids	0102	12/85	136.1	136.6	136.4	.4	-.1
Counting devices	0103	12/85	132.0	134.5	134.5	2.9	0

See footnotes at end of table.

Table 6. Producer price indexes and percent changes for commodity groupings and individual items, not seasonally adjusted—Continued

(1982 = 100 unless otherwise indicated)

Commodity	Commodity code	Other index base	Index			Percent change Feb. 1999 From:	
			Oct. 1998 ¹	Jan. 1999 ¹	Feb. 1999 ¹	Feb. 1998	Jan. 1999
Fluid meters and counting devices—Continued	1184						
Motor vehicle indicating instruments	0104	12/85	81.3	82.1	81.9	-0.4	-0.2
Engineering and scientific instruments	1185	12/85	151.9	152.1	153.9	4.1	1.2
Aeronautical, nautical, & navigational ins	01	12/85	159.7	159.7	161.6	5.3	1.2
Laboratory apparatus	02	12/85	147.0	147.5	149.9	2.9	1.6
Surveying/drafting instrs. & lab. furn.	03	12/85	130.5	130.7	130.8	2.0	.1
Laboratory furniture	0322	12/91	123.8	124.2	124.4	3.2	.2
Surveying/drafting instruments	0329	12/91	114.1	114.1	114.1	.5	0
Optical instruments and lenses	1186	12/85	119.3	119.2	119.3	-.1	.1
Sighting, tracking & fire-control equip.	01	12/85	108.8	109.8	108.9	-.7	-.8
Optical instruments and lenses	02	12/85	123.0	120.3	120.6	-1.6	.2
Laboratory analytical instruments	03	12/85	120.1	120.6	120.7	.3	.1
Measuring & controlling devices, n.e.c.	1189	06/85	133.4	133.2	133.2	1.8	0
Aircraft engine instruments	01	06/85	129.9	129.8	130.0	.1	.2
Phys. prop. & kinematic test, insp. & meas e	02	06/85	136.2	136.4	136.5	2.2	.1
Comm. meteorological & general purpose ins	03	06/85	139.6	139.1	139.0	3.3	-.1
Nuclear radiation detect. & monitoring inst	04	06/85	126.8	126.0	(²)	(²)	(²)
Miscellaneous machinery	119		132.2	132.8	133.0	1.1	.2
Oil field and gas field machinery	1191		126.3	126.6	126.5	.7	-.1
Oil field and gas field drilling machinery	02		133.6	134.0	133.9	.8	-.1
Tungsten-carbide insert bits	0227		189.5	192.3	191.5	3.0	-.4
Steel-toothed bits	0228		200.7	203.3	201.1	5.7	-1.1
Cementing, floating, guiding, and shoe equipment	0234		132.8	(²)	(²)	(²)	(²)
Other rotary drilling surface equipment	0251	12/86	152.7	152.7	152.7	0	0
Other rotary subsurface drilling equipment	0252	12/86	117.1	117.1	117.1	-.3	0
Other oil and gas field drilling equipment	0256	12/86	145.5	145.5	145.5	.6	0
Oil field and gas field production machine	04		114.3	114.3	114.3	.6	0
Christmas tree assemblies, casing and tubing heads	0403		(²)	105.5	105.5	(²)	0
Pumping units and other surface lifting equipment	0414	12/94	110.8	110.8	110.8	-1.9	0
Retrievable packers and accessories	0421		133.9	133.9	133.9	0	0
Separating, metering, and treating equipment	0427		117.4	117.4	117.4	0	0
Other oil and gas field production machinery	0449	12/86	125.8	125.8	125.8	.3	0
Parts for oil and gas field production machinery	0455	12/86	127.7	127.7	127.7	6.8	0
Mining machinery and equipment	1192		142.2	143.0	143.2	.8	.1
Underground mining machinery	01		163.6	163.5	163.5	.4	0
Loading machines, underground mine	0102		170.9	170.9	170.9	0	0
Continuous mining machines	0104		161.9	161.9	161.9	1.6	0
Other underground mining	0133	12/87	140.1	140.0	140.0	-.3	0
Crushing, pulverizing & screening machines	02		168.6	170.5	172.2	1.5	1.0
Stationary type crushers	0202	12/87	139.8	141.4	143.5	1.4	1.5
Screens (vibrating, stationary), incl. trommel type	0234		132.8	134.0	133.7	.8	-.2
Drills and other mining machinery	03		146.7	147.1	147.1	1.6	0
Rock and coal drills, all types	0344	06/94	110.8	110.8	110.8	1.6	0
Mining machinery parts	53		126.6	127.2	127.3	.6	.1
Mining machinery parts, excluding drills	5301		126.3	126.9	127.0	.5	.1
Percussion rock drill bits	5346		126.7	126.7	126.7	1.2	0
Office and store machines and equipment	1193		112.3	111.9	112.0	-.3	.1
Calculating and accounting machines	01		89.1	88.7	88.8	-1.7	.1
Calculating and accounting machines	0112	12/96	100.9	100.5	100.6	-1.7	.1
Parts and attach. for calc. & acctg mach, cash reg.	0115	06/85	88.3	88.3	88.3	-1.0	0
Safes and vaults	05		167.0	167.7	167.7	2.1	0
Coin-operated auto. merchandising machines	06		121.2	121.4	121.4	.5	0
Coin-operated auto. merchandising mach., ex. parts	0654	06/82	120.9	120.9	120.9	.5	0
Parts for automatic merchandising machines	0656	06/94	100.8	101.3	101.3	.5	0
Other office and store machines and parts	07		126.6	125.7	125.7	-.3	0
Mailing, letter handling, and addressing machines	0753	06/85	112.8	111.9	111.9	-.4	0
Standard typewriters, and all other office machines	0755	12/94	100.9	100.1	100.1	-.3	0
Parts/attach. for std. typewriters/other office mach	0757	12/94	100.2	100.2	100.2	0	0
Coin-operated amusement machines	08	12/85	128.0	(²)	(²)	(²)	(²)
Internal combustion engines	1194		141.0	142.1	143.1	2.1	.7
Gasoline engines	01		135.5	135.5	135.5	1.3	0
Gasoline engines, under 11 h.p., ex. autos	0111	12/82	125.5	125.5	125.5	1.2	0
Gasoline engines, over 11 h.p.	0112	12/82	143.6	143.5	143.5	1.5	0
Diesel, semidiesel, & dual fuel, non-auto	07	12/82	128.1	130.0	129.9	1.8	-.1
Diesel, semidiesel, and dual fuel, under 251 h.p.	0721	12/95	103.0	106.3	106.3	3.2	0
Diesel, semidiesel, and dual fuel, 251 h.p. and over	0722	12/95	103.2	103.3	103.2	.7	-.1
Diesel, semidiesel, & dual fuel, auto.	08	12/82	133.8	134.9	134.9	1.4	0
Parts and accessories for i.c. engines	13		138.2	139.4	141.9	3.1	1.8
Machine shop products	1195		136.8	136.8	136.8	.8	0
Carburetors, pistons, piston rings, & valv	01		132.2	132.0	132.1	-.5	.1
Carburetors, rebuilt, all types	0102	12/82	190.5	190.5	190.5	0	0
Pistons for motor vehicles	0108	06/89	96.0	95.0	94.9	-2.9	-.1

See footnotes at end of table.

Table 6. Producer price indexes and percent changes for commodity groupings and individual items, not seasonally adjusted—Continued

(1982=100 unless otherwise indicated)

Commodity	Commodity code	Other index base	Index			Percent change Feb. 1999 From:	
			Oct. 1998 ¹	Jan. 1999 ¹	Feb. 1999 ¹	Feb. 1998	Jan. 1999
Machine shop products—Continued	1195						
Pistons, excluding for motor vehicles	0109	06/89	107.7	109.2	107.8	-2.1	-1.3
Piston rings, compress type, for motor vehicles	0112		112.7	112.7	112.7	-5	0
Piston rings, compression type, ex. motor vehicles	0115	12/82	143.4	143.4	(?)	(?)	(?)
Valves (eng. intake/exhaust) ex. for motor veh. use	0116	12/82	113.3	112.6	112.6	-4	0
Other machine shop products	05	06/84	123.7	123.8	123.8	1.0	0
Steam, gas, & hydraulic turbines & parts	1196	06/82	156.7	156.9	157.0	-4	.1
Steam, gas, and hydraulic turbines	01	06/82	192.3	192.9	193.1	1.6	.1
Mechanical drive steam turbines	0101	06/82	172.9	172.9	172.9	.6	0
Hydraulic and other turbines	0104	06/94	116.9	117.8	118.2	3.2	.3
Turbine parts and accessories	02	06/82	156.3	156.3	156.3	-1.6	0
Parts & accessories for steam engines & turbines	0201	06/82	173.2	173.2	173.2	.1	0
Parts & accessories for gas turbines	0202	06/82	147.9	(?)	147.9	-3.5	(?)
Turbine generator sets and parts	1197	06/87	155.2	158.3	158.4	2.7	.1
Other miscellaneous machinery	1199	06/84	124.0	126.5	126.5	3.9	0
Furniture and household durables	12		131.3	131.3	131.6	.4	.2
Household furniture	121		149.2	149.4	149.9	1.6	.3
Metal household furniture	1211		125.0	125.6	125.6	.2	0
Metal household dining, dinette, breakfast furniture	0102	06/84	140.1	140.0	140.0	.1	0
Other metal household furniture	0104	06/84	115.3	116.2	116.3	.3	.1
Wood household furniture	1212		165.2	166.1	166.6	2.4	.3
Living room furniture	01		170.3	171.4	171.7	2.1	.2
Table	0101		177.8	179.0	179.7	2.8	.4
Desks	0103		169.8	172.6	172.6	4.5	0
Chairs	0105		157.7	(?)	157.7	.8	(?)
Cabinets, except sewing machines	0107		206.0	210.0	210.0	2.5	0
Other nonupholstered living rm furniture	0109		150.7	150.8	151.0	1.2	.1
Dining room furniture	02		173.9	176.0	176.2	3.1	.1
Table	0211		174.5	177.0	177.3	2.6	.2
Chairs	0216		177.0	177.3	177.8	2.7	.3
Buffets and servers	0221		198.3	204.8	204.8	3.5	0
China and corner cabinets	0231		166.6	170.2	169.6	5.0	-.4
Other dining rm & kitchen furniture	0233		123.5	123.7	124.6	1.4	.7
Bedroom furniture	03		164.0	164.5	165.6	2.2	.7
Beds, including bunk and water beds	0336		178.6	178.7	181.1	2.1	1.3
Headboard & headboard sets	0341		160.0	162.0	162.7	1.8	.4
Dresser, vanities and dressing tables	0342		162.5	163.4	163.9	2.1	.3
Night tables & stands	0344		182.9	183.8	184.3	1.7	.3
Chests	0351		168.5	166.7	169.8	4.5	1.9
Wardrobes and wardrobe-type cabinets	0353		158.5	158.5	158.5	.3	0
Other nonupholstered bedroom furniture	0355		135.8	137.0	137.0	.9	0
Other wood household furniture	04		141.6	141.7	141.7	2.3	0
Infants' and childrens' wood furniture	0462	06/94	114.6	119.6	119.6	7.9	0
Unpainted wood furniture	0463		185.0	191.0	191.0	7.5	0
Unassembled or knockdown wood furniture	0465		121.4	121.4	121.4	.9	0
TV, radio, stereo & sewing machine cabinets	0467	12/85	124.4	119.4	119.4	0	0
Upholstered household furniture	1213		144.2	144.4	144.4	1.3	0
Sofas, including sectional sofa pieces	0101		145.0	145.3	145.2	1.3	-.1
Chairs, including rockers and recliners	0111		137.0	137.2	137.1	1.8	-.1
Other upholstered household furniture	0131	06/82	168.0	170.6	170.6	1.1	0
Bedding	1214		131.5	130.1	131.9	.8	1.4
Innerspring mattress and foundation set	0104	12/95	102.5	101.3	102.9	1.0	1.6
Other mattresses, including crib and inserts	0114	06/83	157.6	157.6	157.6	-6	0
Porch and lawn furniture	1215		144.7	145.1	146.3	1.5	.8
Household furniture, n.e.c.	1216	12/85	106.6	106.6	106.6	0	0
Commercial furniture	122		155.5	155.6	156.2	.6	.4
Wood office furniture and store fixtures	1221		165.2	165.9	165.9	1.7	0
Seating	0112	06/85	136.3	136.7	137.3	.7	.4
Desks and extensions	0113	06/85	152.4	153.4	153.6	1.5	.1
Storage units, files and tables	0114	06/85	156.1	156.3	156.4	.8	.1
Other wood office furniture	0116	06/85	145.5	145.6	145.9	.5	.2
Partitions, shelving, and lockers	0141	12/83	122.9	122.9	122.9	4.2	0
Plastic laminated fixture tops	0151	12/83	148.4	149.5	149.3	1.1	-.1
Fixtures for stores, banks, offices, &	0161	12/83	165.0	165.6	165.5	1.8	-.1
Nonwood furniture and store fixtures	1222		148.9	148.9	149.6	-.4	.5
Filing cabinets and cases	02		145.0	145.5	146.1	1.5	.4
Furniture	03		152.9	152.3	152.9	-2.4	.4

See footnotes at end of table.

Table 6. Producer price indexes and percent changes for commodity groupings and individual items, not seasonally adjusted—Continued

(1982=100 unless otherwise indicated)

Commodity	Commodity code	Other index base	Index			Percent change Feb. 1999 From:	
			Oct. 1998 ¹	Jan. 1999 ¹	Feb. 1999 ¹	Feb. 1998	Jan. 1999
Nonwood furniture and store fixtures—Continued	1222						
Desks and extensions	0321		147.1	(?)	147.1	-11.0	(?)
Office seating	0325		150.3	150.3	150.7	1.1	0.3
Other nonwood office furniture	0326	06/95	100.0	99.3	99.8	-3.0	.5
Partitions and fixtures	04	12/83	139.1	139.3	140.3	1.3	.7
Partitions prefabricated, assembled, o	0403	12/83	134.7	140.5	140.5	-5.1	0
Shelving and lockers	0405	12/83	139.5	139.5	139.5	.6	0
Storage racks and accessories	0407	12/83	140.2	141.6	143.2	2.4	1.1
Fixtures for stores, banks, offices, &	0409	12/83	138.4	137.2	138.7	2.4	1.1
Public building furniture	1223	12/84	142.1	141.9	142.2	.9	.2
School furn. exc. stone, concrete, & library furn.	0101	12/84	145.7	142.7	142.7	1.6	0
Public bldg. & related furn.exc. school & restaurant	0102	12/84	144.2	144.4	144.7	.7	.2
Furniture and fixtures n.e.c.	1224	12/85	137.7	137.9	139.9	2.5	1.5
Hospital beds	0101	12/85	112.9	112.9	(?)	(?)	(?)
Restaurant, cafeteria & bar furniture	0102	12/85	142.4	142.8	141.6	.4	-.8
Other furniture and fixtures, n.e.c.	0103	12/85	143.2	143.0	143.1	.4	.1
Floor coverings	123		127.9	127.1	127.2	-1.1	.1
Soft surface floor coverings	1231		123.4	122.5	122.6	-1.4	.1
Tufted broadloom	01		125.0	124.1	124.3	-1.5	.2
Tufted broadloom, nylon	0161		129.3	127.8	129.0	-1.5	.9
Other tufted carpets and rugs	0165	12/98	(?)	99.6	97.9	(?)	-1.7
Woven carpets/rugs made from textile yarns	03	06/85	143.0	145.0	142.8	.1	-1.5
Carpets & rugs not made from textile yarns	04	06/85	120.0	120.0	118.6	-.7	-1.2
Hard surface floor coverings	1232		154.0	154.0	154.0	-.1	0
Commission finishing/dyeing, floor cover	1233	12/86	114.8	(?)	(?)	(?)	(?)
Household appliances	124		109.0	108.9	109.3	.7	.4
Major appliances	1241		105.0	104.7	105.4	.9	.7
Cooking equipment	01		99.2	97.9	99.2	.7	1.3
Free-standing electric ranges	0111		91.9	87.4	91.5	1.0	4.7
Built-in electric ovens	0113		122.4	(?)	122.4	1.7	(?)
Built-in surface cooking tops, electric	0115		104.4	(?)	104.4	0	(?)
Free-standing gas ranges	0134		105.3	105.3	105.3	.1	0
Surface cooking tops, gas	0136		140.6	140.6	140.6	.2	0
Nonstandard type gas ranges	0137		100.6	(?)	104.7	.1	(?)
Parts and accessories for gas ranges and ovens	0141	06/94	99.8	99.8	99.8	0	0
Portable outdoor cooking units	0153		118.4	118.4	118.4	0	0
Parts and accessories for outdoor cooking equipment	0155		121.3	121.3	121.3	-.3	0
Laundry equipment	02		103.7	103.6	103.6	-.1	0
Washing machine, automatic	0211		98.8	98.7	98.7	.2	0
Electric dryers	0232		105.6	105.4	105.4	.2	0
Refrigeration equipment	03		102.2	102.7	102.4	.9	-.3
Refrigerator-freezer-sink combo., 13.4 cu ft or less	0331		116.7	117.2	117.2	2.8	0
Refrigerator-freezer-sink combo., 13.5 - 19.4 cu ft	0332		101.5	101.5	(?)	(?)	(?)
Refrigerator-freezer-sink combo., 19.5 cu ft & over	0333		100.8	(?)	(?)	(?)	(?)
Other major appliances	04		118.6	118.3	(?)	(?)	(?)
Dishwashers	0447	12/87	110.3	(?)	(?)	(?)	(?)
Household vacuum cleaners, parts, & atta	1243		114.6	115.3	115.5	-.8	.2
Vacuum cleaners	01		108.0	108.8	109.0	-1.1	.2
Canister, tank, and all other general purpose	0111		109.9	109.9	110.3	-.9	.4
Complete power unit, central system type	0116	12/82	153.0	153.0	153.0	0	0
Upright	0121		109.0	110.3	110.5	.2	.2
Parts and attachments	02	12/82	169.0	169.0	169.0	.9	0
Attachments and cleaning tools	0222	12/82	123.1	123.1	123.1	0	0
Electric housewares and fans	1244		110.0	110.0	109.3	1.3	-.6
Small household appliances	01		106.5	106.6	106.0	.8	-.6
Food blenders and mixers	0117		95.8	95.8	95.8	3.9	0
All other household food preparation appliances	0134	06/83	81.9	81.9	81.9	.7	0
Portable room heaters	0141	06/83	106.8	111.6	111.6	4.5	0
Space heaters for fixed installation	0142	06/83	152.1	152.1	(?)	(?)	(?)
Electric casseroles, skillets, and crockpots	0174	12/94	104.9	104.9	102.4	2.6	-2.4
Other electrothermal small household appliances	0175	12/94	79.5	79.2	78.6	-1.1	-.8
Other electromechanical small household appliances	0176	12/94	99.0	99.0	97.3	-.4	-1.7
Electric fans	02	12/82	113.8	113.4	112.1	-1.1	-1.1
Kitchen ventilating & exhaust fans, inc. range hoods	0223	12/94	106.0	106.0	104.5	-1.4	-1.4
All other household elec. fans, ex. roof vent./HVAC	0225	12/94	104.1	102.0	101.8	.3	-.2
Parts & attach. - small elect. appliances	03	12/82	137.0	(?)	137.0	15.7	(?)
Electric lamps	1245		148.7	148.1	148.1	.4	0
Home electronic equipment	125		74.5	74.5	74.3	-3.4	-.3

See footnotes at end of table.

Table 6. Producer price indexes and percent changes for commodity groupings and individual items, not seasonally adjusted—Continued

(1982=100 unless otherwise indicated)

Commodity	Commodity code	Other index base	Index			Percent change Feb. 1999 From:	
			Oct. 1998 ¹	Jan. 1999 ¹	Feb. 1999 ¹	Feb. 1998	Jan. 1999
Television receivers	1252		66.1	66.1	66.1	-4.5	0
Color TV, table & port, over 17"	0203		60.1	60.1	60.1	-5.9	0
Projection televisions	0206	12/92	80.8	80.8	80.8	-7.2	0
Other home electronic equipment	1253		121.8	122.2	121.2	-6	-8
High fidelity equipment and components	06	12/86	132.0	132.5	131.6	-1	-7
Speakers, including loudspeaker systems	07		121.6	121.9	120.9	-6	-8
Loudspeakers, sold separately	0701		112.6	112.9	112.8	.4	-1
Microphones	0702		144.2	145.5	134.1	-10.0	-7.8
Loudspeakers, bookshelf	0703		120.0	120.6	120.0	.5	-5
Loudspeakers, floor standing	0704		123.2	123.2	122.0	-3	-1.0
Other loudspeaker systems	0705		120.0	120.1	120.1	-4	0
Other equipment and accessories	0707	12/92	107.9	107.9	107.9	-1.3	0
Other household durable goods	126		151.6	152.0	151.9	.9	-1
Tableware, kitchenware and other pottery	1261		174.6	177.1	175.1	.6	-1.1
Tableware and kitchenware	01		174.2	179.3	174.6	.3	-2.6
Pottery, except tableware and kitchenware	02	12/83	155.2	155.0	155.6	.8	.4
Art, decorative and novelty pottery	0201	12/83	146.7	147.0	147.3	.4	.2
Other pottery products	0202	12/83	169.3	168.3	169.3	1.5	.6
Household glassware	1262		163.0	163.4	162.8	.6	-4
Holloware	1263		154.7	154.9	154.9	1.3	0
Pewter	0109	06/85	122.2	122.2	122.2	.1	0
All other holloware	0113	06/85	181.5	182.4	(?)	(?)	(?)
Household flatware	1264		138.3	140.0	140.0	.7	0
Sterling silver	0111		125.5	125.5	125.5	.2	0
Stainless steel	0113		160.1	161.9	161.9	1.1	0
Mirrors	1265		149.2	147.8	147.5	.3	-2
Framed mirrors	0102	06/83	168.0	168.0	168.0	0	0
Unframed mirrors	0103	06/83	134.5	132.0	131.4	.7	-5
Lawn/garden equipment excl. garden tract	1266		132.2	132.2	132.2	.8	0
Lawn mowers, walk-behind	02	12/82	119.9	119.9	119.9	.1	0
Rotary, push type, gasoline engine powered	0201		126.6	126.7	126.7	.1	0
Rotary, self-propelled, gasoline engine powered	0202		125.0	125.0	125.0	.2	0
Other nonriding lawn and garden equipment	03	12/82	118.3	118.2	118.2	1.8	0
Snow throwers, excluding attachment type	0302	12/82	125.6	125.6	(?)	(?)	(?)
Powered lawn edgers/trimmers	0309	12/87	127.6	(?)	127.1	-4	(?)
Other consumer nonriding lawn, garden & snow equip.	0319	06/83	118.0	118.0	118.0	-3	0
Lawn tractors & riding mowers & equipment	04	12/82	133.9	133.9	133.9	.5	0
Rear engine tractors and mowers	0402	12/82	142.5	142.5	142.5	.8	0
Parts & attach., consumer lawn & garden eq	05	12/82	141.6	141.6	141.6	1.1	0
Parts	0501	12/82	131.3	131.3	131.3	0	0
Attachments	0502	12/82	153.5	153.6	153.6	2.0	0
Cutlery, razors and razor blades	1267		166.6	167.4	169.4	2.0	1.2
Razors and razor blades	0102	12/83	170.5	(?)	173.8	2.7	(?)
Cutlery, scissors, shears, trimmers, a	0141	12/83	149.9	151.6	151.7	1.0	.1
Metal household containers	1268		168.0	168.4	168.4	.5	0
Stamped and spun utensils, aluminum	0101		171.1	171.1	171.1	(?)	0
Stamped and spun utensils except aluminum	0102	06/84	141.7	142.3	142.3	1.1	0
Household durables, n.e.c.	1269		140.5	140.8	140.0	.6	-6
Window shades made from textile fabric & accessories	0101	06/84	127.3	128.9	124.8	-1.3	-3.2
Venetian blinds	0102	06/84	127.4	127.5	127.5	.6	0
Curtain/drapery rods & shades/blinds, n.e.c.	0103	06/84	152.5	152.3	152.1	2.2	-1
Nonmetallic mineral products	13		136.6	136.8	137.2	2.5	.3
Glass	131		118.5	116.6	116.4	-1.9	-2
Flat glass	1311		106.9	104.4	104.4	-2.7	0
Laminated glass	04	06/83	89.2	89.7	89.2	.6	-6
For construction/architectural uses	0413	12/87	95.5	97.9	95.9	1.4	-2.0
For automotive uses	0414	12/87	75.7	75.6	75.7	.1	.1
For other uses, n.e.c.	0415	12/87	111.0	111.0	110.6	1.6	-4
Sheet, plate, and float glass	05		94.0	85.6	(?)	(?)	(?)
Specialty glass	07		121.5	120.9	120.9	.1	.2
Tempered glass for automotive use	0711	12/87	92.4	91.6	91.6	-2.7	0
Tempered glass for construction/architectural uses	0712	12/87	89.6	88.5	88.3	-1	-2
Tempered glass for other uses	0713	12/87	120.8	120.8	121.0	.7	.2
Other flat glass products, n.e.c.	0714	12/87	125.7	124.9	125.7	1.5	.6
Other finished glassware	1313		140.1	140.0	139.1	-2	-6
Pressed and blown glassware	01	06/83	142.2	142.1	141.1	-2	-7

See footnotes at end of table.

Table 6. Producer price indexes and percent changes for commodity groupings and individual items, not seasonally adjusted—Continued

(1982=100 unless otherwise indicated)

Commodity	Commodity code	Other index base	Index			Percent change Feb. 1999 From:	
			Oct. 1998 ¹	Jan. 1999 ¹	Feb. 1999 ¹	Feb. 1998	Jan. 1999
Other finished glassware—Continued	1313						
Lighting and electronic glassware	0111	06/83	124.7	124.5	122.4	-1.4	-1.7
Other pressed and blown glassware	0112	06/83	167.3	167.5	169.0	1.8	.9
Automotive rearview mirrors	02	06/83	118.2	(?)	(?)	(?)	(?)
Concrete ingredients and related product	132		149.0	149.6	150.2	3.9	.4
Construction sand/gravel/crushed stone	1321		153.7	154.2	154.9	2.7	.5
Sand, construction	0101		169.9	170.8	171.9	4.6	.6
Gravel, construction	0111		164.5	165.0	165.1	4.4	.1
Crushed and broken stone	0121		149.2	149.6	150.4	2.0	.5
Cement	1322		147.8	148.8	149.0	5.7	.1
Concrete products	133		141.3	142.1	142.6	3.8	.4
Concrete block and brick	1331		151.7	151.9	152.0	1.5	.1
Structural block	11		154.1	154.1	154.3	1.4	.1
Decorative block	21		138.0	138.1	138.2	3.1	.1
Concrete brick	31		129.5	129.6	130.4	4.6	.6
Paving blocks	41		138.0	139.5	139.5	1.2	0
Concrete pipe	1332		131.5	132.3	132.4	3.9	.1
Ready-mixed concrete	1333		141.0	141.8	142.6	4.5	.6
Precast concrete products	1334		149.0	150.1	150.5	2.7	.3
Prestressed concrete products	1335		128.2	128.2	128.2	4.3	0
Dry mixed concrete materials	1336		121.4	121.4	121.4	1.1	0
Clay construction products ex. refractor	134		145.3	146.5	146.7	1.3	.1
Brick and structural clay tile	1342	12/84	136.4	137.2	137.5	2.0	.2
Brick, except ceramic, glazed & refractory	01	12/84	136.7	137.6	137.7	1.9	.1
Ceramic floor and wall tile	1344		134.2	135.8	135.8	.2	0
Structural clay products, n.e.c.	1345		136.8	138.5	138.5	1.5	0
Vitrified clay sewer pipe and fittings	0101		136.1	136.5	136.5	.3	0
Other structural clay products, n.e.c.	0199	12/85	118.4	118.6	118.6	2.3	0
Refractories	135		141.3	141.1	141.5	.1	.3
Clay refractories	1352		144.8	145.5	145.8	.8	.2
Bricks and shapes	0145	06/91	111.1	110.2	110.8	-1.3	.5
Castable refractories	0151		144.2	(?)	(?)	(?)	(?)
Unshaped clay refractories	0161	12/85	134.6	134.6	134.6	2.0	0
Refractories, non clay	1353		138.9	138.1	138.5	-.4	.3
Magnesite and magnesite-chrome bricks & shapes	0113	12/85	116.5	114.3	114.9	-.3	.5
Silica bricks and shapes	0115	12/85	94.2	94.2	94.2	0	0
All other nonclay refractory bricks and shapes	0117	12/85	133.9	134.0	134.7	-.6	.5
Nonclay refractory mortars/castables, hydro setting	0119	12/85	151.6	151.5	151.6	.7	.1
Plastic refractories & ramming mixes & nonhyd. cast.	0132	12/85	152.6	152.6	152.6	0	0
Nonclay gunning mixes, basic and other	0141		113.9	113.9	113.9	-.5	0
Other nonclay refractory materials in lump or ground	0143	12/85	127.2	127.2	127.2	.2	0
Asphalt felts and coatings	136		100.5	100.1	98.6	.1	-1.5
Prep. asphalt & tar roofing & siding pro	1361		96.8	96.4	94.6	-.1	-1.9
Strip shingles	0102		94.8	94.6	91.9	-.6	-2.9
Smooth surface roll roofing	0111		113.4	113.3	113.7	-.6	.4
Mineral surface roll roofing	0112		85.1	84.0	86.7	3.5	3.2
Other prepared asphalt & tar roofing & siding prods.	0121	06/84	101.9	100.7	99.4	1.4	-1.3
Other asphalt roofing	1362		114.6	114.6	114.6	1.1	0
Gypsum products	137		184.2	185.8	191.2	11.0	2.9
Gypsum products	1371						
Glass containers	138		126.0	126.6	125.8	-.1	-.6
Other nonmetallic minerals	139		132.5	132.8	133.6	2.6	.6
Insulation materials	1392		125.4	126.4	129.1	13.4	2.1
Mineral wool for structural insulation	01		112.8	114.0	117.0	17.5	2.6
Building batt, blankets, and rolls	0101		124.0	125.1	130.2	26.5	4.1
Loose fiber and granulated fiber	0102		90.7	91.7	92.4	8.5	.8

See footnotes at end of table.

Table 6. Producer price indexes and percent changes for commodity groupings and individual items, not seasonally adjusted—Continued

(1982=100 unless otherwise indicated)

Commodity	Commodity code	Other index base	Index			Percent change Feb. 1999 From:	
			Oct. 1998 ¹	Jan. 1999 ¹	Feb. 1999 ¹	Feb. 1998	Jan. 1999
Insulation materials—Continued							
Acoustical mineral wool	1392 0103		91.6	91.9	92.2	5.3	0.3
Other mineral wool for thermal insulation	0104		123.4	127.9	131.1	12.4	2.5
Min. wool for indus. & equip. insulation	02		133.0	133.0	133.8	3.4	.6
Paving mixtures and blocks							
Paving asphalt	1394 0101		111.4	110.8	111.2	-2.7	.4
Bituminous/asphaltic concrete mixtures and blocks	0111		93.4	91.1	91.5	-9.2	.4
Other paving mixtures and blocks	0112		121.2	121.4	121.7	-2	.2
			77.2	77.2	77.5	2.0	.4
Cut stone and stone products							
Dressed dimension and cut granite	1395 0111	12/84	138.6	138.8	138.8	2.1	0
Dressed dimension and cut marble	0131	12/84	135.4	135.6	135.6	2.3	0
Other cut stone products, incl. slate, sandstone	0141	12/84	149.3	149.3	149.4	4.8	.1
			145.7	145.7	145.7	0	0
Gaskets, packing, and sealing devices							
Gaskets and gasketing material	1398 01	12/85	136.5	136.8	136.8	.9	0
Nonmetallic gaskets and gasketing	0111	12/85	146.7	146.4	146.3	.3	-.1
Metallic gaskets and machined seals	0112	12/90	125.0	124.4	124.5	-1.1	-.1
Packing and sealing	02	12/90	123.2	123.5	123.2	3.2	-.2
Compression packings	0211	12/85	128.5	129.5	129.4	1.4	-.1
Molded packing and sealing devices	0212	12/90	115.5	116.6	116.4	1.3	-.2
Axial mechanical face seals	0213	12/90	117.7	118.6	118.5	.5	-.1
Rotary oil seals	0214	12/90	127.2	129.8	129.7	1.7	-.1
			105.1	105.1	105.0	2.6	-.1
Nonmetallic minerals and products, n.e.c.							
Industrial sand	1399 01	06/82	135.3	135.8	136.1	.9	.2
Glass sand	0101	06/82	140.6	142.4	142.3	2.0	-.1
Foundry sand	0111	06/82	139.7	141.6	141.4	1.4	-.1
Other industrial sand	0121	06/82	161.9	165.8	166.1	5.1	.2
Other nonmetallic minerals, n.e.c.	02	06/84	131.3	132.1	131.9	1.2	-.2
Minerals and earths ground or treated	0209	06/84	132.8	133.2	133.7	1.1	.4
Dimension stone	0211	06/85	127.6	128.1	129.0	1.4	.7
Clay and related materials, n.e.c.	0214	06/85	142.5	143.4	143.4	2.4	0
Miscellaneous nonmetallic minerals, n.e.c.	0299	06/90	112.6	112.6	112.6	.3	0
Nonmetallic mineral products, n.e.c.	03	06/85	138.3	138.4	138.4	1.1	0
Statuary and art goods (factory made)	0302	12/85	118.2	118.3	118.3	-.5	0
Other nonmetallic mineral products	0399	12/85	140.2	140.2	140.2	0	0
			109.8	109.9	109.9	-.8	0
Transportation equipment							
Motor vehicles and equipment	14 141		142.9	141.9	142.0	.4	.1
Motor vehicles	1411		133.7	132.0	132.0	-.1	0
Passenger cars	01		141.5	139.2	139.1	-.1	-.1
Motorcycles	04		135.4	132.3	132.0	-1.2	-.2
Trucks, 10,000 lbs. GVW and under	05		(²)	158.3	158.3	(²)	0
Trucks, over 10,000 lbs. GVW	06		160.1	158.5	158.8	1.5	.2
Fire department vehicles	08	06/83	145.0	145.6	145.8	4.4	-.1
			165.3	(²)	(²)	(²)	(²)
Motor vehicle parts	1412		114.6	113.7	113.7	-1.0	0
Motor vehicle parts, new	03	12/82	111.7	110.8	110.8	-1.0	0
Motor vehicle parts, new, excl. motorcycle parts	0331	12/82	111.6	110.7	110.7	-1.0	0
Motorcycle parts, new	0335	12/84	135.7	135.6	135.6	.4	0
Motor vehicle parts, rebuilt	04	12/82	136.7	136.7	136.7	.3	0
Truck and bus bodies	1413		157.3	157.8	158.2	1.4	.3
Truck and bus bodies sold separately	01	12/82	154.7	155.3	155.9	1.4	.4
Truck bodies sold separately	0102	12/82	154.3	155.1	155.9	1.7	.5
Bus bodies sold separately	0104	12/82	132.2	133.1	133.1	.1	0
Other vehicle bodies, incl. truck cabs, beds and kits	0106	12/87	140.2	140.2	140.7	1.7	.4
Completed vehicles on purchased chassis	02	12/82	166.0	166.5	166.6	1.4	.1
Trucks & other h'way vehicles sold on purc. chassis	0202	12/82	145.5	145.9	145.7	.9	-.1
Bus bodies sold on purchased chassis	0204	12/82	167.3	167.3	167.3	.4	0
Emergency vehicles/hearses sold on purchased chassis	0206	12/82	184.3	185.2	185.8	2.7	.3
Truck trailers	1414		134.6	135.2	135.1	1.0	-.1
Vans, over 10,000 lbs.	01		142.1	143.2	143.2	.8	0
Closed top vans	0106	06/83	142.1	143.2	143.2	.8	0
Tanks, over 10,000 lbs.	02		137.4	136.8	137.1	.4	.2
Tanks for flammable liquids	0201		122.7	122.7	122.7	0	0
Other tanks	0206	12/86	137.0	137.0	137.8	.6	.6
Other trailers and chassis, over 10,000 lb	03		121.2	120.9	120.7	.8	-.2
Bulk commodity trailers	0301		125.5	125.5	125.5	3.5	0
Platform trailers	0303		120.9	120.1	119.3	-.3	-.7
Low-bed heavy haulers	0304		118.2	118.2	118.2	1.5	0
Dump trailers and chassis	0305		137.0	137.0	137.0	.1	0
Other trailer and chassis	0309		111.6	111.6	112.0	4.8	.4
Truck trailers & chassis, under 10,000 lbs	06	12/86	128.7	128.7	127.9	-1.8	-.6
Motor homes built on purchased chassis	1415	06/84	147.9	148.3	148.4	2.8	.1

See footnotes at end of table.

Table 6. Producer price indexes and percent changes for commodity groupings and individual items, not seasonally adjusted—Continued

(1982=100 unless otherwise indicated)

Commodity	Commodity code	Other index base	Index			Percent change Feb. 1999 From:	
			Oct. 1998 ¹	Jan. 1999 ¹	Feb. 1999 ¹	Feb. 1998	Jan. 1999
Travel trailers and campers	1416	06/84	131.5	131.8	131.7	0.9	-0.1
Travel trailers	01	06/84	131.1	131.3	131.3	.8	0
Campers, pickup covers and parts	02	06/84	133.0	133.4	133.2	1.0	-1
Aircraft and aircraft equipment	142		171.6	172.1	172.2	1.1	.1
Aircraft	1421		175.6	176.5	176.5	.6	0
Civilian aircraft	02	12/85	150.2	150.9	151.0	.6	.1
Rotary wing	0203		156.1	156.1	157.0	2.6	.6
Fixed wing	0205	12/92	116.5	117.1	117.1	.5	0
Aircraft engines and engine parts	1423	12/85	138.0	138.6	139.6	2.4	.7
Aircraft parts and auxiliary equipment,	1425	06/85	144.6	143.8	143.5	1.1	-2
Ships and boats	143		162.1	162.3	162.4	.6	.1
Ships	1431	12/85	145.8	145.8	145.8	.2	0
Self propelled ships, new, U.S. military	02	06/96	105.3	105.3	(?)	(?)	(?)
Self propelled ships, new, nonmilitary	03						
Self-propelled ships, nonmilitary	0301	12/85	158.7	158.7	158.7	.4	0
Nonpropelled ships, U.S. military & nonmil	04	06/96	108.8	108.8	108.8	1.4	0
Boats	1432		159.5	160.2	160.5	1.7	.2
Outboard motorboats	01		158.5	159.4	159.7	1.8	.2
Runabouts	0101		170.4	170.6	170.9	1.3	.2
Other outboard boats	0103	06/83	154.8	155.8	156.1	2.0	.2
Inboard motorboats, incl. i.-o. houseboats	02		168.6	169.2	170.0	2.3	.5
Runabouts	0201	06/83	158.4	160.8	160.8	2.2	0
Cabin cruisers, non-military	0202		170.5	170.6	171.8	2.8	.7
Other inboard motor boats	0204	06/96	105.1	105.6	105.4	.8	-2
Inboard-outdrive boats, except houseboats	03		152.6	153.2	153.3	1.4	.1
Runabouts	0305	06/96	107.9	108.6	108.6	1.1	0
Cabin cruisers	0306	06/96	104.7	104.7	104.7	1.3	0
Other inboard-outdrive motorboats	0307	06/96	109.5	108.6	109.5	3.5	.8
All other boats	04		160.7	160.9	160.9	1.1	0
Sail boats, with or without auxiliary power	0404	06/96	109.4	109.6	109.6	1.5	0
Other boats: rowboats, canoes, skiffs, etc.	0405		152.4	152.4	152.4	.6	0
Railroad equipment	144		134.5	134.9	135.3	.6	.3
Locomotives and parts	1441		132.5	132.6	133.0	1.1	.3
Locomotive parts	02		118.5	119.1	119.5	2.4	.3
Railroad cars and car parts	1442		136.0	136.7	137.1	.4	.3
Freight cars	01		125.3	127.1	126.9	.2	-2
All other railroad cars	02	06/84	152.9	152.7	154.6	1.1	1.2
Railroad car parts and accessories	03		138.7	136.4	137.6	.4	.9
Transportation equipment, n.e.c.	149	06/85	130.2	129.6	129.6	.2	0
Transportation equipment, n.e.c.	1491						
Self-propell. golf carts & in-plant carriers & parts	1101	06/85	130.3	130.5	131.3	1.2	.6
Automobile and light truck trailers	1104	12/92	114.5	114.4	114.4	2.1	0
Other transportation equipment, n.e.c.	1105	06/85	126.7	125.6	125.5	-9	-1
Miscellaneous products	15		156.3	165.8	165.3	7.9	-3
Toys, sporting goods, small arms, etc.	151		132.2	132.4	132.7	.3	.2
Toys, games, and children's vehicles	1511		124.0	124.1	124.2	-.2	.1
Games, excl. toys and hobbies	0152	06/85	129.4	129.6	129.6	-.7	0
Baby carriages, children's vehicles, excl. bicycles	0153	06/85	97.8	97.8	97.8	-1.1	0
Toys, excl. games and hobbies	0154	06/85	115.5	115.5	115.7	-.3	.2
Hobbies, models: crafts and structural kits	0155	06/85	130.3	130.9	130.9	.9	0
Dolls and stuffed toy animals	0156	12/85	119.6	119.6	119.8	.7	.2
Sporting and athletic goods	1512		126.0	126.0	126.5	.3	.4
Fishing tackle and equipment	0103	12/85	136.8	138.0	137.9	1.3	-.1
Golf equipment	0127	12/85	145.3	144.7	146.8	-.1	1.5
Bicycles, adult tricycles, unicycles and parts	0182	12/84	109.8	109.9	109.8	-.1	-.1
Playground equipment	0185	12/98	(?)	100.0	100.1	(?)	.1
Gymnasium and exercise equipment	0192	12/98	(?)	100.3	100.2	(?)	-.1
Other sporting and athletic goods	0193	12/85	123.5	123.6	123.6	.2	0
Small arms and ammunition	1513		169.8	170.8	170.9	1.1	.1
Small arms	01		180.5	182.2	182.1	1.7	-.1
Pistols and revolvers	0102		157.7	158.1	157.9	2.8	-.1
Shot guns	0111		187.5	189.1	189.1	.9	0
Rifles, centerfire	0113	06/85	153.2	156.7	156.7	2.7	0
Other small arms	0115	06/85	123.8	124.9	127.6	2.9	2.2

See footnotes at end of table.

Table 6. Producer price indexes and percent changes for commodity groupings and individual items, not seasonally adjusted—Continued

(1982=100 unless otherwise indicated)

Commodity	Commodity code	Other index base	Index			Percent change Feb. 1999 From:	
			Oct. 1998 ¹	Jan. 1999 ¹	Feb. 1999 ¹	Feb. 1998	Jan. 1999
Small arms and ammunition—Continued	1513						
Parts and attachments for small arms	0119	06/85	144.8	147.4	146.0	0.8	-0.9
Small arms shipped to U.S. military	0121	06/85	167.1	167.1	167.3	-.1	.1
Small arms ammunition	02		144.0	143.9	144.3	.2	.3
Pistol and revolver cartridges	0223	06/85	130.7	132.5	134.2	2.7	1.3
Components for small arms ammunition	03	06/85	138.5	139.2	139.2	.4	0
Tobacco products, incl. stemmed & redrie	152		288.0	363.0	363.0	38.6	0
Cigarettes	1521		330.7	432.7	432.4	46.5	-.1
Filter tip, king size	0102		318.4	413.8	413.1	44.8	-.2
Filter tip, super king and long size	0103	12/82	261.3	339.9	340.0	45.4	0
Cigars	1522		232.6	236.2	240.0	9.4	1.6
Cigarillos (weighing 3 to 10 pounds per 1,000)	0101		237.6	237.6	(²)	(²)	(²)
Cigars (weighing more than 10 pounds per 1,000)	0105	06/89	177.1	180.7	184.5	9.6	2.1
Other tobacco products	1523		281.1	290.8	292.9	5.7	.7
Smoking tobacco	0101		233.9	233.3	256.5	10.1	8.1
Loose leaf chewing tobacco	0102	12/82	259.7	259.7	259.7	4.6	0
Chewing tobacco other than loose leaf	0103	12/82	274.1	280.3	280.3	4.9	0
Snuff, dry and moist	0121		349.8	369.1	369.1	5.5	0
Stemmed and redried tobacco	1524	06/84	92.3	93.4	93.4	.2	0
Unstemmed leaf tobacco redried before pack	01	06/84	112.0	112.9	113.6	2.0	.6
Notions	153		125.8	126.3	126.1	.9	-.2
Buttons, button blanks, and parts	1531		131.1	133.0	133.0	3.8	0
Needles, pins, and fasteners	1532		124.7	124.9	124.7	.2	-.2
Zippers and slide fasteners	0102	12/85	123.7	123.7	123.7	.2	0
Needles, pins, non-slide fasteners & similar notions	0103	12/85	119.6	119.9	119.6	.3	-.3
Photographic equipment and supplies	154		113.3	113.3	110.6	-3.2	-2.4
Photographic equipment	1541		79.3	79.2	79.0	-6.9	-3
Photographic supplies	1542		129.0	129.0	125.1	-2.0	-3.0
Mobile homes	155		155.1	155.7	156.5	2.2	.5
Mobile homes, residential, single wide	1552		154.4	155.2	156.2	2.4	.6
Mobile homes, residential, double wide	1553		161.9	162.5	163.1	2.0	.4
Mobile buildings, nonresidential	1555	12/86	125.8	125.8	(²)	(²)	(²)
Medical, surgical & personal aid devices	156		143.9	143.8	143.7	.1	-.1
Personal aid equipment	1561		143.9	144.5	147.7	4.7	2.2
Medical instruments and equipment	1562	06/82	126.8	127.8	127.1	0	-.5
Surgical appliances and supplies	1563	06/83	161.3	159.6	160.4	-.5	.5
Surgical dressings	0101	06/83	109.1	109.2	109.2	.1	0
Other surgical appliances and supplies	0103	06/83	181.8	179.7	180.6	-.6	.5
Ophthalmic goods	1564	12/83	120.5	120.4	119.8	.7	-.5
Plastic ophthalmic focus lenses	0103	12/83	103.6	103.7	103.9	1.0	.2
Contact lenses	0104	12/83	97.4	97.4	96.3	-.3	-1.1
Other ophthalmic goods	0105	12/83	110.5	110.1	110.2	2.4	.1
Dental equipment and supplies	1565	06/85	152.5	153.7	153.5	3.2	-.1
Dental supplies	0104	06/85	162.1	162.9	161.9	2.0	-.6
Dental laboratory equipment and supplies	0105	06/97	106.4	109.3	109.8	6.8	.5
Dental professional equip., inc. dental chairs	0106	06/97	103.5	103.5	103.7	2.7	.2
Industrial safety equipment	157		190.9	191.7	191.6	2.5	-.1
Industrial safety equipment	1571						
Respiratory protection equipment	01		181.2	182.3	182.4	.9	.1
Protective clothing except shoes	05		219.4	219.4	219.4	1.4	0
Other industrial safety devices	09	06/89	120.4	121.1	120.8	7.6	-.2
Mining services	158	06/85	121.7	119.5	119.3	-4.0	-.2
Mining services	1581						
Metal mining services	01	12/85	123.1	121.7	122.4	-1.1	.6
Bituminous coal and lignite mining service	03	06/85	108.4	108.4	108.4	0	0
Drilling oil and gas wells services	04	12/85	148.7	143.9	143.0	-9.6	-.6

See footnotes at end of table.

Table 6. Producer price indexes and percent changes for commodity groupings and individual items, not seasonally adjusted—Continued

(1982=100 unless otherwise indicated)

Commodity	Commodity code	Other index base	Index			Percent change Feb. 1999 From:	
			Oct. 1998 ¹	Jan. 1999 ¹	Feb. 1999 ¹	Feb. 1998	Jan. 1999
Mining services—Continued	1581						
Oil and gas field exploration services	05	12/85	113.9	113.3	113.0	6.9	-0.3
Oil and gas field services, n.e.c.	06	12/85	112.6	111.3	111.4	-1.8	.1
Nonmetallic minerals mining services	07	06/85	104.2	104.5	104.5	-1	0
Other miscellaneous products	159		134.9	135.1	135.0	.2	-1
Miscellaneous products, n.e.c.	159-A	12/85	132.2	132.1	132.0	-1	-1
Candles	01	12/85	132.0	133.1	132.6	.9	-4
Feathers, plumes & artificial trees/flower	03	12/85	143.2	135.0	135.2	-5	.1
Signs and advertising displays	04	12/85	134.8	134.5	134.5	0	0
Electric signs	0401	12/85	138.6	138.8	138.8	1.5	0
Non-electric signs	0402	12/85	134.2	132.9	132.9	-1.6	0
Advertising specialties	0403	12/85	128.7	130.0	130.0	1.2	0
Other miscellaneous products, n.e.c.	09	12/85	129.2	129.6	129.6	-3	0
Other miscellaneous products, n.e.c.	0901	12/85	129.3	129.8	130.5	1.3	.5
Waste materials, n.e.c.	0902	12/86	132.1	131.9	128.1	-9.1	-2.9
Caskets	1591						
Hardwood, adult size	0103		168.5	171.8	172.6	2.5	.5
Steel, excluding stainless, adult sizes	0104		166.0	169.7	170.1	2.5	.2
Other metal caskets and coffins, adult sizes	0105	12/84	165.7	166.8	169.8	2.5	1.8
Other caskets and coffins & metal vaults	0108	12/84	133.1	135.1	135.1	1.5	0
Musical instruments	1593						
Pianos	0114	06/85	164.3	165.5	165.6	2.2	.1
Organs	0115	06/85	180.2	181.4	181.4	3.5	0
Piano and organ parts	0116	06/85	130.1	130.1	130.1	.9	0
Other musical instruments and parts	0117	06/85	174.4	175.3	175.3	1.3	0
Jewelry and jewelry products	1594						
Jewelry, platinum and karat gold	02		127.7	128.2	127.3	.1	-7
Other precious metal jewelry	03		128.7	128.9	127.7	-2	-9
Costume jewelry and novelties	04		122.7	123.5	123.9	1.4	.3
Costume jewelry & novelties made of base metal	0411	06/85	139.8	140.2	140.0	.4	-1
Other costume jewelry, novelties, compacts and cases	0412	06/85	125.0	125.5	125.3	.5	-2
Jewelers' findings and materials	05		114.7	114.7	114.7	(²)	0
Lapidary work, diamond cutting, & polish	06		131.9	133.6	130.9	-8	-2.0
			73.0	73.0	73.0	0	0
Pens, pencils, and marking devices	1595						
Pens, mechanical pencils, and parts	02	12/85	149.0	149.1	149.4	.4	.2
Ball point pens, including roller pens	0201		149.7	149.8	150.0	.5	.1
Pen and mechanical pencil parts & refill cartridges	0207	12/85	149.5	149.0	149.1	-1	.1
Markers, fine point and broad tipped	0208	06/93	162.4	162.4	162.4	0	0
Other pens and desk sets	0209	06/93	119.9	119.9	119.9	.3	0
Lead pencils and art goods	03	12/85	125.1	130.7	132.2	8.9	1.1
Black graphite pencils	0301		137.6	137.7	138.4	.7	.5
Other wood cased pencils, crayons, and chalk	0302	12/85	141.2	141.2	141.2	.3	0
Artists' equipment and supplies	0303	12/85	130.1	130.3	130.1	0	-2
Marking devices	04	12/85	144.1	144.1	145.9	1.2	1.2
Rubber and vinyl stamps	0401	12/85	132.2	132.3	132.3	.2	0
Mechanical hand stamps	0402	12/85	135.4	135.6	135.7	.6	.1
Other marking devices	0405	12/85	151.5	151.5	151.5	0	0
Watches, clocks and timing mechanisms	1596						
Watches, clocks & timing mech., ex. parts	01		118.1	117.9	118.1	.4	.2
Clocks	0123	06/83	117.4	117.6	117.6	.5	0
Timing mechanisms	0125	06/83	118.3	118.5	118.5	.4	0
Parts	02	06/83	122.8	123.1	123.1	.7	0
			120.1	116.4	118.4	.1	1.7
Brooms and brushes	1597						
Brooms	0501	12/85	144.6	145.1	145.8	1.1	.5
Paint and varnish brushes and rollers	0502	12/85	145.9	146.1	146.1	.3	0
Other brushes, excl. paint and varnish brushes	0503	12/85	131.2	131.4	132.2	.8	.6
			140.8	141.6	142.3	1.5	.5
Phono records, compact discs, & audio ta ⁴	1598						
Phono records, compact and other discs	01		104.8	104.5	104.7	-2.1	.2
Compact discs	0104	06/92	102.7	103.3	103.3	-8	0
Disc records	0191	12/84	93.8	94.4	94.4	-7	0
Audio tapes	02		114.7	113.7	113.7	-7	0
Fire extinguishers	1599		104.3	102.5	103.2	-4.3	.7
			138.0	138.0	139.4	1.0	1.0

¹ The indexes for October 1998 have been recalculated to incorporate late reports and corrections by respondents. All indexes are subject to revision four months after original publication.

² Not available.

³ Prices for all items in this grouping are lagged 1 month.

⁴ Prices for some items in this grouping are lagged 1 month.

n.e.c. = Not elsewhere classified.

Note: Titles of some commodities are not shown in this table because they fail to meet our publication criteria.

Table 7. Producer price indexes by durability of product, not seasonally adjusted

(1982=100)

Grouping	1998			1999	
	Annual average	February	October ¹	January ¹	February ¹
Total durable goods	132.6	133.3	132.3	131.8	131.9
Total nondurable goods	118.6	119.0	118.0	117.1	115.7
Total manufactures	129.0	129.3	128.8	128.4	127.9
Durable	132.6	133.1	132.7	132.2	132.3
Nondurable	125.2	125.5	124.8	124.4	123.5
Total raw or slightly processed goods	104.5	106.0	103.2	100.9	98.7
Durable	134.5	144.5	123.0	118.8	121.1
Nondurable	103.1	104.1	102.3	100.0	97.6

¹ The indexes for October 1998 have been recalculated to incorporate late reports and corrections by respondents. All indexes are subject to revision 4 months after original publication.

Table 8. Producer price indexes for special commodity groupings, not seasonally adjusted¹

(1982=100 unless otherwise indicated)

Commodity grouping	1998			1999	
	Annual average	February	October ²	January ²	February ²
All commodities except farm products	125.7	126.2	125.2	124.5	123.9
All foods	132.4	131.9	133.8	133.6	131.5
Processed foods	133.5	132.6	134.5	134.6	133.2
Industrial commodities less fuels and related products and power	139.0	139.3	138.6	138.7	138.6
Selected textile mill products	124.3	124.5	123.9	123.1	123.0
Hosiery	127.9	127.9	128.0	128.0	128.1
Underwear and nightwear	131.1	131.0	131.1	131.3	131.4
Chemicals and allied products, including synthetic rubber and synthetic fibers	141.9	141.0	141.2	140.8	140.6
Pharmaceutical preparations	278.2	250.9	287.4	289.3	290.9
Synthetic paint resins (June 1987 = 100)	109.2	117.0	99.3	139.5	141.6
Volatile paint liquids (June 1987 = 100)	117.5	116.9	116.6	115.4	115.7
Lumber and plywood	173.6	178.0	167.8	173.7	178.1
Steel mill products, including fabricated wire products	115.5	117.1	113.5	110.1	108.9
Finished steel mill products, excluding fabricated wire products	114.1	115.8	112.3	108.6	107.2
Finished steel mill products, including fabricated wire products	115.8	117.2	114.2	110.9	109.6
Stainless steel mill products (December 1989 = 100)	84.5	86.0	83.4	82.5	81.8
Special metals and metal products	129.5	131.0	129.2	127.5	127.3
Fabricated metal products	134.4	134.1	134.3	134.5	134.1
Copper and copper products	124.2	127.0	119.5	112.3	111.9
Machinery and motive products	132.1	132.5	132.7	132.3	132.3
Machinery and equipment, except electrical	128.7	129.0	128.5	128.6	128.7
Agricultural machinery, including tractors	155.4	154.8	157.2	155.3	155.8
Metalworking machinery	154.9	154.2	155.2	155.6	155.8
Total tractors	146.7	146.4	147.5	148.2	149.2
Construction materials	141.4	141.3	140.8	140.6	141.0
Agricultural machinery and equipment, less parts	152.6	152.6	154.0	152.7	152.7
Farm and garden tractors, less parts	147.4	147.0	148.3	148.3	148.3
Agricultural machinery excluding tractors, less parts	156.7	156.1	158.7	156.6	157.1

1 These indexes are calculated by combining the indexes listed below by commodity code after each special commodity grouping. The weights are those used for the comprehensive All Commodities Index.

2 The indexes for October 1998 have been recalculated to incorporate late reports and corrections by respondents. All indexes are subject to revision 4 months after original publication.

All commodities except farm products: 02 through 15

All foods: 011, 017, and 02 less 0261, 0262, and 029

Processed foods: 02 less 0261, 0262, and 029

Industrial commodities less fuels and related products and power: 03, 04, and 06 through 15

Selected textile mill products: 0327, 03370104, 034, 03810169, 03810272, 03810274, 03810298, 03820135, 03820303, 03830324, 03830325 and 1231

Hosiery: 03810169, 03810171, 03810272, 03810273, 03810363 and 03810365

Underwear and nightwear: 03810174, 03810175, 03810176, 03810177, 03810178, 03810274, 03810275, 03810276, 03810277, 03810368 and 03810369

Chemicals and allied products, including synthetic rubber and synthetic fibers: 031, 06 less 064, and 071102

Pharmaceutical preparations: 0634, 0635 and 0636

Synthetic paint resins: 066207 and 06621102

Volatile paint liquids: 06140141, 06140202, 06140341, 06220306, 06220309 and 06220311

Lumber and plywood: 081 and 083

Steel mill products, including fabricated wire products: 1017 and 1088

Finished steel mill products, excluding fabricated wire products: 1017 less 101702

Finished steel mill products, including fabricated wire products: 1017 and 1088 less 101702

Stainless steel mill products: 10170293, 10170352, 10170445, 10170455, 10170461, 10170551, 10170665, 10170666, 10170669, 10170753, and 10170851

Special metals and metal products: 10, 111 and 141

Fabricated metal products: 103 through 108

Copper and copper products: 10210201, 10220107, 10220131, 102301, 102403, 102502, 10260314, 10260326, 10280301, 10280302 and 10280303

Machinery and motive products: 11 and 14

Machinery and equipment, except electrical: 111, 112, 113, 114, 115, 116, 118, and 119

Agricultural machinery, including tractors: 1111 and 1112 less 11115211 and 111251

Metalworking machinery: 113A, 1132, 113304, 1137 and 1138

Total tractors: 1111 and 1128 less 11115211, 112802 and 112803

Agricultural machinery and equipment, less parts (old commodity code 111): 111 less 11115211 and 111251

Farm and garden tractors, less parts (old commodity code 1111): 1111 less 11115211

Agricultural machinery excluding tractors, less parts (old commodity code 1112): 1112 less 111251

Construction materials: 062101, 0721, 081101, 081102, 081103, 081105, 081203, 081204, 082, 083, 08490105, 086, 092, 101502, 101703, 101704, 10170627, 10250161, 10250254, 10260307, 104101, 105, 106, 1071, 10730101, 10730102, 10730109, 10730145, 10730146, 10730148, 10730154, 10730156, 10730164, 10730165, 10730171, 10730181, 107404, 10740501, 10740781, 10740786, 10740789, 10740791, 10740793, 10740795, 107409, 10810246, 10830225, 10830301, 10830321, 10830323, 10830325, 10830329, 10830361, 10880961, 10890566, 1142, 1147, 11490205, 11710106, 11710109, 11710112, 11710113, 11710114, 11710117, 11710121, 11710123, 11710135, 11710138, 11710141, 11710264, 11710266, 11710267, 11710272, 11710274, 11710282, 11710291, 11710294, 11710296, 123101, 1232, 13110413, 131105, 13110712, 132, 133, 134, 136, 137, 1392, 1393, 1394 and 139501

Table 9. Producer price indexes for material inputs to construction industries, not seasonally adjusted
(June 1986=100)

Grouping ^{1/}	Relative importance	Unadjusted index			Percent change to Feb, 1999 from:		
		Dec. 1998	Oct. 1998 ^{2/}	Jan. 1999 ^{2/}	Feb. 1999 ^{2/}	Feb. 1998	Jan. 1999
Inputs to construction industries.....	100.000		133.5	133.5	133.8	0.4	0.2
New construction.....	74.101		134.2	134.3	134.6	.4	.2
Single-unit residential.....	34.068		137.2	137.8	138.6	.8	.6
Multi-unit residential.....	5.126		134.8	135.0	135.5	.8	.4
Non-residential buildings.....	17.477		131.6	131.3	131.4	.6	.1
Highway and street construction.....	4.215		123.6	122.7	122.5	-.7	-.2
Water and sewer supply construction.....	2.566		134.5	134.7	134.6	.8	-.1
Other heavy construction.....	10.649		133.1	132.2	132.2	-.8	0
Maintenance and repair construction.....	25.899		131.3	131.2	131.3	.2	.1
Residential.....	8.607		132.0	132.1	132.2	.6	.1
Non-residential.....	17.293		131.0	130.8	130.8	-.1	0

¹ Indexes in this table are derived from the primary indexes in table 5 that are weighted using 1977 input/output relationships. These indexes only include inputs to construction which are produced by the mining and manufacturing sectors of the economy excluding capital equipment. Since they do not include labor or capital costs, these indexes should not be regarded as comprehensive measures of changes in construction costs. See note on page 190

of the April 1986 issue of *Producer Price Indexes*.

² The indexes for October 1998 have been recalculated to incorporate late reports and corrections by respondents. All indexes are subject to revision 4 months after original publication.

³ Not available.

Table 10. Producer price indexes and percent changes for the net output of industry by stage of process, not seasonally adjusted
(June 1987=100)

Grouping 1/	Relative Importance	Unadjusted Index 2/			Percent changes					
					11 months ending Feb. 1999	3 months ending--				Jan. 1999 To Feb. 1999
		Dec. 1998	Oct. 1998 2/	Jan. 1999 2/		Feb. 1999 2/	May 1998	Aug. 1998	Nov. 1998	
Net output from:										
Crude processors	100.000	107.6	105.6	103.2	-11.5	-1.4	-5.5	-0.9	-4.2	-2.3
Crude agricultural and feed processors	9.569	99.0	101.3	98.6	-20.5	-7.4	-11.3	0.2	-3.4	-2.7
Crude agricultural processors	6.220	97.3	99.2	96.0	-24.1	-7.8	-16.1	3.8	-5.4	-3.2
Crude feed processors	3.348	107.6	110.9	109.0	-13.4	-6.8	-1.5	-5.8	0.1	-1.7
Crude mining processors	29.199	85.2	81.1	76.6	-18.3	0.7	-10.3	0.7	-10.3	-5.5
Crude manufacturing processors less feeds	61.232	131.4	130.0	129.3	-6.2	-1.3	-1.9	-1.9	-1.2	-0.5
Crude nondurables processors	48.445	131.6	130.3	129.7	-5.9	-1.2	-1.7	-2.0	-1.2	-0.5
Crude durables processors	12.787	131.3	129.6	128.8	-7.1	-1.5	-3.0	-1.7	-1.0	-0.6
Primary processors	100.000	121.5	118.8	117.5	-4.0	0.1	-0.1	-1.7	-2.3	-1.1
Primary agricultural and food processors	11.464	115.3	112.2	108.3	-3.6	0.0	1.8	0.4	-5.7	-3.5
Primary agricultural processors	9.858	118.1	114.3	110.3	-1.4	1.0	3.1	0.5	-5.8	-3.5
Primary food processors	1.606	100.9	102.1	98.4	-15.5	-5.2	-6.0	-0.2	-4.9	-3.6
Primary mining processors	0.981	131.6	132.0	132.6	2.8	1.4	0.5	0.1	0.8	0.5
Primary manufacturing processors less foods	87.555	123.9	121.1	120.1	-4.2	0.2	-0.4	-2.0	-2.0	-0.8
Primary nondurables processors	63.133	126.1	122.7	121.2	-4.8	0.3	-0.4	-2.2	-2.6	-1.2
Primary durables processors	24.422	124.6	123.6	123.6	-2.6	-0.4	-0.4	-1.4	-0.4	0.0
Semifinished processors	100.000	128.0	128.2	127.8	0.8	0.7	0.2	-0.3	0.2	-0.3
Semifinished agricultural and food processors	18.990	122.3	122.0	119.7	-1.5	0.1	0.3	-1.7	-0.2	-1.9
Semifinished agricultural processors	2.624	151.6	149.9	138.5	-8.7	-5.3	-6.1	1.3	1.4	-7.6
Semifinished food processors	16.366	118.5	118.4	117.3	-0.3	0.9	1.3	-2.2	-0.3	-0.9
Semifinished manufacturing processors less foods	81.010	129.7	129.9	130.0	1.3	0.9	0.2	0.0	0.3	0.1
Semifinished nondurables processors	25.416	148.2	148.8	149.1	3.3	2.4	0.1	0.0	0.7	0.2
Semifinished durables processors	55.594	122.3	122.4	122.4	0.4	0.2	0.2	0.0	0.0	0.0
Finished processors	100.000	125.8	126.8	126.7	1.6	-0.2	0.2	0.9	0.7	-0.1
Finished foods processors	19.685	127.6	127.8	127.2	1.2	-0.2	1.4	0.6	-0.5	-0.5
Finished mining processors	0.718	171.2	166.7	165.8	-6.6	0.9	-1.9	-3.8	-2.0	-0.5
Finished manufacturing processors less foods	79.598	125.2	126.4	126.5	1.8	-0.2	-0.2	1.0	1.0	0.1
Finished nondurables processors	19.198	139.3	146.5	146.3	7.8	1.3	0.8	0.5	5.1	-0.1
Finished durables processors	60.400	120.8	120.5	120.6	0.0	-0.5	-0.5	1.2	-0.2	0.1
Special groupings:										
Crude energy processors	27.248	84.7	80.4	75.6	-19.3	0.6	-10.7	0.7	-10.8	-6.0
Crude processors less energy	72.752	124.8	124.0	123.1	-8.2	-2.1	-3.3	-1.6	-1.5	-0.7
Crude processors less agriculture	93.779	109.1	106.8	104.5	-10.5	-0.8	-4.7	-1.2	-4.1	-2.2
Crude processors less agriculture and feeds	90.431	109.1	106.6	104.3	-10.4	-0.6	-4.8	-1.1	-4.2	-2.2
Crude processors less agriculture, feed and energy	63.183	129.9	128.6	127.9	-6.1	-1.2	-1.9	-1.9	-1.2	-0.5
Primary energy processors	33.372	132.6	126.3	123.8	-7.6	0.6	-0.4	-3.8	-4.1	-2.0
Primary processors less energy	66.629	124.1	123.0	122.1	-2.1	-0.2	0.1	-0.6	-1.5	-0.7
Primary processors less agriculture, food and energy	55.164	127.0	126.3	126.2	-1.7	-0.2	-0.3	-0.8	-0.5	-0.1
Finished processors less food	80.315	125.4	126.6	126.6	1.7	-0.2	-0.2	1.0	1.0	0.0

¹ The indexes in this table are derived from the industry indexes in table 5. Industries are allocated to stages of process based on inter-industry shipment patterns from the 1977 input/output relationships.

² The indexes for October 1998 have been recalculated to incorporate late reports and corrections by respondents. All indexes are subject to revision 4 months after original publication.

Table 11. Producer price indexes and percent changes for net material inputs to industry stage of process and final demand, not seasonally adjusted
(June 1987=100)

Grouping 1/	Relative Importance	Unadjusted Index 2/			Percent changes						
		Dec. 1998	Oct. 1998 2/	Jan. 1999 2/	Feb. 1999 2/	11 months ending Feb. 1999	3 months ending--				Jan. 1999 To Feb. 1999
							May 1998	Aug. 1998	Nov. 1998	Feb. 1999	
Net material input to:											
Primary processors	100.000	103.7	101.3	98.8	-12.5	-1.2	-5.8	-1.1	-4.9	-2.5	
Foods and agricultural products	13.072	103.8	105.3	102.6	-19.3	-5.2	-11.1	-0.5	-3.8	-2.6	
Crude food and agricultural products	8.407	104.9	105.7	102.6	-22.7	-5.0	-15.9	2.5	-5.6	-2.9	
Processed foods	4.665	106.3	109.2	107.2	-12.7	-5.9	-1.3	-5.5	-0.6	-1.8	
Energy	32.696	90.5	85.6	80.7	-19.0	0.7	-9.9	-0.1	-10.6	-5.7	
Goods less food and energy	54.233	123.8	122.2	121.5	-6.4	-1.2	-1.8	-1.9	-1.6	-0.6	
Mining products less energy	1.289	104.3	102.5	102.6	-2.9	1.0	-1.8	-0.1	-2.1	0.1	
Nondurables less food and energy	36.309	122.3	120.6	120.0	-6.8	-1.4	-1.7	-2.2	-1.7	-0.5	
Durables	16.636	129.2	127.8	127.0	-5.6	-1.2	-2.1	-1.4	-1.1	-0.6	
Semifinished processors	100.000	117.1	115.3	114.4	-2.6	0.3	0.2	-1.4	-1.6	-0.8	
Foods and agricultural products	22.712	100.3	97.6	95.1	-0.6	1.9	2.7	-1.6	-3.5	-2.6	
Crude food and agricultural products	21.081	99.5	96.6	94.0	0.0	2.4	2.9	-1.6	-3.6	-2.7	
Processed foods	1.630	110.1	110.5	108.7	-8.3	-3.6	-1.5	-1.5	-1.9	-1.6	
Energy	5.974	136.8	132.1	129.9	-5.5	0.4	0.9	-3.9	-3.0	-1.7	
Goods less food and energy	71.314	124.6	123.4	123.2	-3.1	-0.3	-0.7	-1.2	-0.9	-0.2	
Mining products less energy	1.806	97.2	95.1	95.8	-2.9	3.1	-2.6	-0.7	-2.7	0.7	
Nondurables less food and energy	31.951	126.4	125.4	124.9	-3.2	-0.4	-0.7	-1.0	-1.1	-0.4	
Durables	37.558	124.4	123.2	123.1	-3.0	-0.3	-0.6	-1.4	-0.7	-0.1	
Finished processors	100.000	119.6	119.2	118.5	-1.4	-0.2	-0.1	-0.4	-0.7	-0.6	
Foods and agricultural products	11.794	122.0	123.1	118.7	-1.6	-1.3	1.2	0.8	-2.2	-3.6	
Crude food and agricultural products	4.150	138.8	140.1	129.5	-0.6	-5.5	4.3	7.2	-5.9	-7.6	
Processed foods	7.644	114.4	115.3	113.7	-2.1	0.7	-0.2	-2.3	-0.3	-1.4	
Energy	2.980	141.9	138.0	136.1	-3.9	0.6	2.0	-4.1	-2.2	-1.4	
Goods less food and energy	85.226	119.5	119.1	118.9	-1.2	0.0	-0.3	-0.5	-0.4	-0.2	
Mining products less energy	0.061	107.9	105.9	106.7	-2.0	0.0	-1.7	0.0	-0.4	0.8	
Nondurables less food and energy	33.457	128.3	127.6	127.3	-1.9	0.0	-0.6	-0.6	-0.6	-0.2	
Durables	51.708	114.7	114.5	114.4	-0.8	-0.1	-0.1	-0.3	-0.3	-0.1	
Final demand	100.000	125.4	125.4	124.8	0.5	0.2	0.1	0.0	0.2	-0.5	
Consumers	74.298	127.0	127.2	126.4	0.8	0.6	0.2	-0.2	0.2	-0.6	
Foods and agricultural products	23.458	125.8	125.5	124.4	0.2	0.0	1.0	-0.6	-0.3	-0.9	
Crude food and agricultural products	1.953	153.1	146.3	137.7	-6.7	-3.9	-0.4	0.4	-2.9	-5.9	
Processed foods	21.506	123.4	123.6	123.1	0.7	0.3	1.1	-0.6	-0.1	-0.4	
Energy	12.014	131.3	125.4	122.7	-8.0	0.4	-0.7	-3.5	-4.2	-2.2	
Consumer goods less food and energy	38.825	133.1	135.7	135.7	4.4	1.0	0.2	1.1	2.0	0.0	
Mining products less energy	0.013	126.2	125.1	125.0	-0.9	-0.1	0.2	-0.9	-0.2	-0.1	
Nondurables less food and energy	22.174	143.4	149.1	149.0	7.7	2.4	0.7	0.4	4.1	-0.1	
Durables	16.638	120.4	119.5	119.5	0.2	-0.8	-0.6	2.1	-0.6	0.0	
Capital investment	25.713	121.3	120.9	120.9	-0.4	-0.4	-0.4	0.7	-0.2	0.0	
Special groupings:											
Final demand less foods and agricultural products	76.552	125.4	125.5	125.1	0.6	0.4	-0.2	0.2	0.2	-0.3	
Final demand less energy	87.986	127.4	128.3	128.0	1.7	0.2	0.2	0.5	0.8	-0.2	
Final demand less food and energy	64.538	128.1	129.4	129.4	2.4	0.4	-0.1	0.9	1.1	0.0	
Consumer goods less energy 4/	83.830	130.1	131.5	131.1	2.7	0.6	0.5	0.5	1.2	-0.3	
Consumer goods less foods and agricultural products 4/	68.426	128.2	128.6	127.9	1.1	0.8	-0.1	-0.1	0.5	-0.5	
Consumer nondur. less food and energy 4/	46.014	133.2	134.3	133.2	1.6	1.6	0.2	-1.1	1.0	-0.8	

¹ The indexes in this table are derived from the product indexes in table 5. These indexes are composed of the goods used by the industries in each of the industry stage of process output indexes as shown by the 1977 input/output relationships. These material inputs include only domestic material input and do not include any imported materials which may be used.

² The indexes for October 1998 have been recalculated to incorporate late reports and corrections by respondents. All indexes are subject to revision 4 months after original publication.

³ Not available.

⁴ Percent of final input to consumer.

Technical Notes

Brief Explanation of Producer Price Indexes

The term Producer Price Index (PPI) refers to a family of indexes that measure the average change over time in the selling prices received by domestic producers of goods and services. The PPIs measure price change from the perspective of the seller. This contrasts with other measures, such as the Consumer Price Index (CPI); CPIs measure price change from the purchaser's perspective. Sellers' and purchasers' prices may differ due to government subsidies, sales and excise taxes, and distribution costs.

Over 10,000 PPIs for individual products and groups of products are released each month. PPIs are available for the products of virtually every industry in the mining and manufacturing sectors of the U.S. economy. New PPIs are gradually being introduced for the products of industries in the transportation, utilities, trade, finance, and services sectors of the economy.

Over 100,000 price quotations per month are organized into three sets of producer price indexes: (1) Stage-of-processing indexes; (2) commodity indexes; and (3) indexes for the net output of industries and their products. The stage-of-processing structure (tables 1, 2, and 3) organizes products by class of buyer and degree of fabrication. The commodity structure (tables 2 and 6) organizes products by similarity of end use or material composition. The entire output of various industries is sampled to derive price indexes for the net output of industries and their products (tables 4 and 5).

Stage-of-Processing Indexes

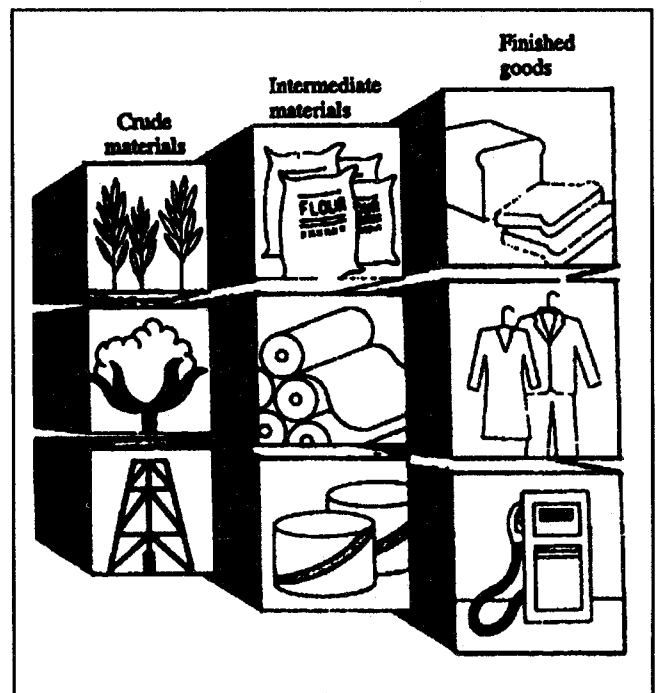
Within the stage-of-processing system, finished goods are commodities that will not undergo further processing and are ready for sale to the final demand user, either an individual consumer or business firm. Consumer foods include unprocessed foods such as eggs and fresh vegetables, as well as processed foods such as bakery products and meats. Other finished consumer goods include durable goods such as automobiles, household furniture, and appliances; and nondurable goods such as apparel and home heating oil. Capital equipment includes producer durable goods such as heavy motor trucks, tractors, and machine tools.

The stage-of-processing category for intermediate materials, supplies, and components consists partly of commodities that have been processed but require further processing. Examples of such semifinished goods include flour, cotton

yarn, steel mill products, and lumber. The intermediate goods category also encompasses nondurable physically complete items purchased by business firms as inputs for their operations. Examples include diesel fuel, belts and belting, paper boxes, and fertilizers.

Crude materials for further processing are products entering the market for the first time that have not been manufactured or fabricated and that are not sold directly to consumers. Crude foodstuffs and feedstuffs include items such as grains and livestock. Examples of crude nonfood materials include raw cotton, crude petroleum, coal, hides and skins, and iron and steel scrap.

The illustration shows examples of how products are classified by stage of processing.



Commodity Indexes

The commodity classification structure of the Producer Price Index organizes products by similarity of end use or material composition, regardless of their industry of origin. Fifteen major commodity groupings (2-digit level) make up the all commodities index. Each major commodity grouping includes (in descending order of aggregation) subgroups (3-digit), product classes (4-digit), subproduct classes (6-digit), and individual items (8-digit).

Nearly all 8-digit commodities under the traditional com-

modity coding system are now derived from corresponding industry-classified product indexes. In such instances, movements in the traditional commodity price indexes are identical to movements of their counterparts. Therefore, monthly percent changes for corresponding indexes will be virtually identical even though their respective index levels may differ.

Industry Net-Output Price Indexes

Producer price indexes for the net output of industries and their products are grouped according to the Standard Industrial Classification (SIC). Industry price indexes are compatible with other economic time series organized by SIC codes, such as data on employment, wages, and productivity. Table 4 lists indexes for the net output of major mining and manufacturing industry groups at the 2-digit level. Table 5 includes data for SIC industries and industry groups (2-, 3-, and 4-digit levels); indexes for Census product classes (5- and 6-digits levels), products (7-digit level), and more detailed subproducts (9-digit level); and, for some industries, indexes for other sources of revenue.

Indexes may represent one of three kinds of product indexes. Every industry has primary product indexes to show changes in prices received by establishments classified in the industry for products made primarily, but not necessarily exclusively, by that industry. The industry classification of an establishment is determined by which products comprise a plurality of its total shipment value. In addition, most industries have secondary product indexes that show changes in prices received by establishments classified in the industry for products chiefly made in some other industry. Finally, some industries may have miscellaneous receipts indexes to show price changes in other sources of revenue received by establishments within the industry that are not derived from sales of their products, e.g., resales of purchased materials, or revenues from parking lots owned by a manufacturing plant.

Some product indexes published in table 5 correspond to 8-digit commodity indexes in table 6. In these cases, movement of the latter indexes are calculated on the basis of movement of their counterparts in table 5. Although most such indexes continue to be published in table 6 on a base period of 1982=100 or some later base, corresponding indexes in table 5 are published on a base of the month of their introduction.

Data Collection

Producer price indexes are based on selling prices reported by establishments of all sizes selected by probability sampling, with the probability of selection proportionate to size. Individual items and transaction terms from these firms are also chosen by probability proportionate to size. The Bureau of Labor Statistics (BLS) strongly encourages cooperating

companies to supply actual transaction prices at the time of shipment to minimize the use of list prices. Prices are normally reported by mail questionnaire for the Tuesday of the week containing the 13th.

Price data are provided on a voluntary and confidential basis; no one but sworn BLS employees are allowed access to individual company price reports. The Bureau publishes price indexes instead of unit dollar prices. All producer price indexes are routinely subject to revision once, 4 months after original publication, to reflect the availability of late reports and corrections by respondents.

Weights

Weights for most traditional commodity groupings of the PPI, as well as all indexes (such as stage-of-processing indexes) calculated from traditional commodity groupings, currently reflect 1992 values of shipments as reported in the Census of Manufactures and other sources. From January 1992 through December 1995, PPI weights were derived from 1987 shipment values. Industry indexes shown in table 4 are also now calculated with 1992 net output weights. This periodic update of the value weights used to calculate the PPI is done to more accurately reflect changes in production and marketing patterns in the economy.

Net output values of shipments are used as weights for industry indexes. Net output values refer to the value of shipments from establishments in one industry to establishments classified in another industry. However, weights for commodity price indexes are based on gross shipment values, including shipment values between establishments within the same industry. As a result, broad commodity grouping indexes such as the all commodities index are affected by the multiple counting of price change at successive stages of processing, which can lead to exaggerated or misleading signals about inflation. Stage-of-processing indexes partially correct this defect, but industry indexes consistently correct for this at all levels of aggregation. Therefore, industry and stage-of-processing indexes are more appropriate than broad commodity groupings for economic analysis of general price trends.

Price Index Reference Base

Effective with publication of January 1988 data, many important PPI series (including stage-of-processing groupings and most commodity groups and individual items) were placed on a new reference base, 1982=100. From 1971 through 1987, the standard reference base for most PPI series was 1967=100. Except for rounding differences, the shift to the new reference base did not alter any changes to previously published percent changes for affected PPI series. (See "Calculating Index Changes," on the following page.) The new reference base is not used for indexes with a base later than December 1981, nor for indexes for the net output of industries and their products.

For further information on the underlying concepts and

methodology of the Producer Price Index, see chapter 14, "Producer Prices," in BLS Handbook of Methods (April 1997), Bulletin 2490. Reprints are available from the Bureau of Labor Statistics on request.

Calculating Index Changes

Each index measures price changes from a reference period which equals 100.0 (1982 or some later month). An increase of 5.5 percent from the reference period in the Finished Goods Price Index, for example, is shown as 105.5. This change can also be expressed in dollars as follows: "Prices received by domestic producers of a systematic sample of finished goods have risen from \$100 in 1982 to \$105.50 today." Likewise, a current index of 90.0 would indicate that prices received by producers of finished goods today are 10 percent lower than they were in 1982.

Movements of price indexes from one month to another are usually expressed as percent changes rather than as changes in index points because index point changes are affected by the level of the index in relation to its base period, while percent changes are not. The box shows the computation of index point and percent changes.

<i>Index point changes</i>	
Finished Goods Price Index	107.5
Less previous index	104.0
Equals index point change	3.5

<i>Index Percent Change</i>	
Index point change	3.5
Divided by the previous index	104.0
Equals	0.034
Result multiplied by 100	0.034 x 100
Equals percent change	3.4

Seasonally Adjusted and Unadjusted Data

Because price data are used for different purposes by different groups, the Bureau of Labor Statistics publishes seasonally adjusted as well as unadjusted changes each month.

Seasonally adjusted data are preferred for analyzing general price trends in the economy because they eliminate the effect of changes that normally occur at about the same time and in about the same magnitude every year—such as price movements resulting from normal weather patterns, regular production and marketing cycles, model changeovers, seasonal discounts, and holidays. For these reasons, seasonally adjusted data more clearly reveal underlying cyclical trends.

Unadjusted data are of primary interest to users who need information which can be related to actual dollar values of transactions. Individuals requiring this information include marketing specialists, purchasing agents, budget and cost

analysts, contract specialists, and commodity traders. It is the unadjusted data that are generally cited in escalating long-term contracts such as purchasing agreements or real estate leases. (See Escalation and Producer Price Indexes: A Guide for Contracting Parties, BLS Report 807, September 1991, available on request from BLS.)

In most cases, seasonal factors used in computing seasonally adjusted indexes have, in the past, been derived using the X-11-ARIMA Seasonal Adjustment Method. However, the PPI program will upgrade to X-12 beginning in 1998. Each year, the seasonal status of most commodity indexes is reevaluated in order to reflect more recent price behavior.¹ For time series that exhibit seasonal pricing patterns, new seasonal factors are estimated and applied to the unadjusted data for the previous 5 years. These updated seasonally adjusted indexes replace the most recent 5 years of seasonal data.

Seasonal factors may be applied to series using either a direct or aggregative method. Generally, all indexes in table 6 that are seasonally adjusted use direct seasonal adjustment, which produces a more complete elimination of seasonal movements than the aggregative method. However, the direct seasonal adjustment process may not yield figures that possess additive consistency. Thus, a seasonally adjusted index for a broad category that is directly adjusted may not be logically consistent with all seasonally adjusted indexes for its components. Seasonal movements for stage-of-processing indexes are derived indirectly through the aggregative method, which combines movements of a wide variety of subproduct class (6-digit level) series.²

Seasonally adjusted indexes can become problematic when previously stable and predictable price patterns abruptly change. If the new pattern persists, the seasonal adjustment method will eventually reflect it adequately; if these patterns keep shifting, however, seasonally adjusted data will become chronically troublesome. This problem occurs relatively infrequently for farm and food-related products but has more often affected manufactured products such as automobiles and steel.

Beginning in January 1988, the PPI used Intervention Analysis Seasonal Adjustment methods to enhance the calculation of seasonal factors. With this technique, outlier values that may distort the seasonal pattern are removed from the data prior to applying the standard seasonal factor estimation procedure. For example, a possible economic cause for large price movements for petroleum-based products might have been the Persian Gulf War. In this case, intervention techniques allowed for better estimates of seasonally adjusted data. On the whole, very few series have required intervention. Out of nearly 900 seasonally adjusted

¹ Note that most broad commodity groupings and 8-digit individual commodities in table 6, as well as industry and Census product indexes in tables 4 and 5, are not seasonally adjusted and are, therefore, not included in this annual review.

² Tests previously conducted on the stage-of-processing indexes did not find significant residual seasonality.

series, only 16 interventions were performed in 1997.

For more information, see "Appendix A: Seasonal Adjustment Methodology at BLS," in the *BLS Handbook of Methods* (April 1997), Bulletin 2490 and (2) "Summary of Changes to the PPI's Seasonal Adjustment Methodology" in the January 1995 issue of *Producer Price Indexes*.

Producer Price Index Data Via the Internet

The Bureau of Labor Statistics (BLS) has made producer price index (PPI) series and news releases available via the Internet. BLS provides Internet access through a World Wide Web (WWW) home page and a file transfer protocol (FTP) service.

Retrieving PPI data from the BLS WWW site

Among other things, the BLS WWW site offers news releases and most PPI historical data. Using a WWW browser, enter the BLS home page address (<http://stats.bls.gov>). After clicking the "Data" button on the home page, there are five ways to retrieve PPI data.

- **Most Requested Series** is a form-based application which allows the user to quickly obtain PPI time series data by selecting from a list of the most commonly requested time series including "all commodities" and the stage-of-processing indexes (e.g., finished goods). Within each list, any one or all of the time series shown can be selected. The user can choose date ranges and output options prior to executing the query.

- **Selective Access** is a form-based query application designed for users unfamiliar with the PPI coding structure. It guides the user through the PPI classification system by listing index titles and does not require use of commodity or industry (SIC) codes. Data retrieved are based on a query formulated by selecting data characteristics from lists provided. The user can choose date ranges and *output options* prior to executing the query.

- **News Releases** contains the most current press release produced by the PPI program. The release contains text explanations of aggregate index movement provided by PPI economists. It also contains pre-formatted data (tables 1, 2, 3, 4, and 5) including most aggregates and selected commodity indexes.

- **Series Report** is a form-based application which uses PPI time series identifiers (commodity or SIC codes) as input in extracting data according to a specified set of date ranges and output options. This application provides the most efficient path for those users who are familiar with the format of PPI time series identifiers. Up to 300 indexes can be extracted at one time.

For PPI data, there are two basic formats to identify specific time series. For commodity codes and stage-of-processing codes, enter a "wpu" prefix (not seasonally adjusted) or a "wps" prefix (seasonally adjusted). For industry product codes, enter a "pcu" prefix and a "#" between the fourth and fifth characters of the product code. *In both cases, no spaces are required.*

Example:

Commodity code	Will provide data for:
wpusop3000	Finished goods, not seasonally adjusted
wps063	Drugs and pharmaceuticals, seasonally adjusted
Product code	Will provide data for:
pcu28__#	Chemicals and allied products, not seasonally adjusted
pcu3711#111	Passenger cars, not seasonally adjusted

Note that the first product code uses two underscores as placeholders to complete the reference to a two-digit product code time series.

- **Economy at a Glance** is a table which contains current data on various economic indicators produced by BLS. The user can also view these key time series graphically.

Retrieving PPI data from the BLS FTP site

Given limitations on the amount of data users can extract from applications provided on the BLS WWW site, the FTP server is best suited for those requiring access to either a large volume of time series data or other PPI-related documentation (e.g., seasonal factor and relative importance tables). For increased efficiency, it is suggested that users download files without opening, if their Internet browser permits. The FTP site can be accessed at (<ftp://ftp.bls.gov>).

Data and documentation available for download include:

	Directory:
• SIC current series	<i>/pub/time.series/pc</i>
• SIC discontinued series	<i>/pub/time.series/pd</i>
• Commodity series	<i>/pub/time.series/wp</i>
• Special requests	<i>/pub/special.requests/ppi</i>
• Latest news release	<i>/pub/news.release/ppi.txt</i>

The FTP site maintains files to help with searches and downloads. These files are centrally located in the */pub/doc* directory. Within this directory, go to the *overview.doc* file for an overview relating to all BLS data available through

the FTP site. For *commodity-based PPI data* (which appear in tables 1, 2, 6, 7, and 8 of the PPI monthly detailed report), the program help file is *wp.doc*. For *industry-based PPI data* (which appear in tables 4, 5, 9, 10, and 11 of the monthly PPI report), the file is *pc.doc*. For industry-based time series that have been discontinued, go to *pd.doc*. (These and other help files are also maintained within each of the five directories listed above.)

Additional information

The PPI home page (<http://stats.bls.gov/ppihome.htm>) contains contract escalation information, an explanation of the PPI, and other documentation.

For questions or comments regarding PPI data classification, methodology, or data availability on the Internet, send e-mail to labstat.helpdesk@bls.gov or call the Section of Index Analysis and Public Information at (202) 606-7705.