Producer Price Indexes
Data for September 1990

U.S. Department of Labor
Bureau of Labor Statistics



Digitized for FRASER
http://fraser.stlouisfed.org/
Federal Reserve Bank of St. Louis

U.S. DEPARTMENT OF LABOR
Elizabeth Dole, *Secretary*

BUREAU OF LABOR STATISTICS
Janet L. Norwood, *Commissioner*

OFFICE OF PRICES AND LIVING CONDITIONS
Kenneth V. Dalton, *Associate Commissioner*

Producer Price Indexes is a monthly report on producer price movements including text, tables, and technical notes. An annual supplement contains monthly data for the calendar year, annual averages, and information on weights. A subscription may be ordered for 1 or 2 years from the Superintendent of Documents, U.S. Government Printing Office, Washington, DC 20402.

Annual subscription price:
$29 a year domestic (includes supplement)
$36.25 foreign

Single copy $10; foreign $12.50
Supplement $17; foreign $21.25

Send correspondence on subscription matters, including address changes and missing issues, to the Superintendent of Documents; telephone (202) 275-3054.

Material in this publication is in the public domain and, with appropriate credit, may be reproduced without permission. Second-class postage paid at Washington, DC and at additional mailing offices.

ISSN 0882-5270

October 1990

Digitized for FRASER
http://fraser.stlouisfed.org/
Federal Reserve Bank of St. Louis

Producer Price Indexes Data for September 1990

Contents

	Page
Price movements, September 1990	1
Tables:	
1. Producer price indexes and percent changes by stage of processing	4
2. Producer price indexes and percent changes for selected commodity groupings by stage of processing	5
3. Producer price indexes for selected stage-of-processing groupings, seasonally adjusted	8
4. Producer price indexes for the net output of major industry groups	9
5. Producer price indexes for the net output of selected industries and their products	10
6. Producer price indexes and percent changes for commodity groupings and individual items	139
7. Producer price indexes by durability of product	185
8. Producer price indexes for special commodity groupings	186
9. Producer price indexes and percent changes for selected telephone services	187
10. Producer price indexes for material inputs to construction industries	188
11. Producer price indexes and percent changes for the net output of industry by stage of process	189
12. Producer price indexes and percent changes for net material inputs to industry stage of process and final demand	190
13. Experimental price indexes and percent changes for the computer industry	191
Technical notes	192

Digitized for FRASER
http://fraser.stlouisfed.org/
Federal Reserve Bank of St. Louis

Scheduled Release Dates			
Producer Price Index data are scheduled for initial release on the following dates:			
Index month	*Release date*	*Index month*	*Release date*
October	November 9	December	January 11
November	December 14		

Digitized for FRASER
http://fraser.stlouisfed.org/
Federal Reserve Bank of St. Louis

Price Movements
September 1990

The Producer Price Index for Finished Goods moved up 1.6 percent seasonally adjusted from August to September. This followed an increase of 1.3 percent in August and a dip of 0.1 percent in July. Prices received by domestic producers of intermediate goods advanced 1.8 percent in September, after rising 1.3 percent a month earlier and showing no change in July. The Crude Goods Price Index climbed 4.6 percent in the wake of an advance of 9.3 percent in the previous month. (See table A.)

As in August, substantial rises in indexes for energy products dominated each of the three major stages of processing. Food-related prices, however, fell across a broad front. Excluding food and energy, price indexes rose on a seasonally adjusted basis at the finished and the intermediate levels but inched down at the crude level.

Before seasonal adjustment, the Producer Price Index for Finished Goods moved up 0.9 percent in September to 120.3 (1982 = 100).

During the third quarter of 1990, the Finished Goods Price Index climbed at a seasonally adjusted annual rate of 11.7 percent, after edging up marginally in the second quarter and rising at a rate of 7.1 percent in the first quarter. Similarly, the Intermediate Goods Price Index increased at a rate of 13.4 percent from June to September, following a slight decrease in the second quarter and a modest advance in the first. The Crude Goods Price Index soared at a rate of 75.4 percent in the third quarter following a drop at a rate of 20.2 percent from March to June. The recent surge in energy prices was the overriding influence at all stages of processing during the third quarter.

From September 1989 to September 1990, the Producer Price Index for Finished Goods increased 5.9 percent. During the same period, consumer food prices rose 4.7 percent, the index for energy goods advanced 24.4 percent, and prices for nonfood nonenergy goods moved up 3.7 percent. Prices for intermediate goods rose 3.5 percent during the 12 months ended in September 1990, and crude material prices were 12.5 percent higher than a year ago.

Finished goods

In September, the index for finished energy goods advanced 13.8 percent seasonally adjusted, following a 9.5-percent rise in August. Both the gasoline and the home heating oil indexes climbed more than 20 percent. In addition, the index for natural gas turned up somewhat after falling about 9 percent in August.

The index for consumer goods other than foods and energy

Table A. Monthly and annual percent changes in selected stage-of-processing price indexes, seasonally adjusted[1]

Month	Finished goods					Intermediate goods	Crude goods
	Total	Foods	Energy	Except foods and energy	Change in finished goods from 12 months ago (unadj.)		
1989:							
September	0.7	-0.3	6.6	0.4	4.6	0.4	1.2
October	.5	1.4	.2	.2	5.0	.2	.3
November	.1	.8	-2.9	.2	4.6	-.2	.6
December	.6	.7	1.4	.4	4.9	0	1.5
1990:							
January	1.9	2.3	13.7	.2	5.9	1.2	2.2
February	0	.7	-4.5	.3	5.1	-.8	.3
March	-.2	-.5	-2.7	.4	4.5	.1	-1.3
April	-.2	-.9	-.7	.1	3.7	.1	-2.6
May	.1	.3	-1.5	.3	3.1	.1	-.1
June	.2	-.2	-1.6	.6	3.1	-.4	-2.8
July	-.1	0	-.5	-.1	3.4	0	.6
August	1.3	.8	9.5	.3	5.1	1.3	9.3
September	1.6	-.9	13.8	.6	5.9	1.8	4.6

[1] Data for May 1990 have been revised to reflect the availability of late reports and corrections by respondents. For this reason, some of the figures shown above and elsewhere in this report may differ from those previously published.

Digitized for FRASER
http://fraser.stlouisfed.org/
Federal Reserve Bank of St. Louis

Table B. Monthly and annual percent changes in selected price indexes for intermediate goods and crude goods, seasonally adjusted[1]

Month	Intermediate goods				Crude goods			
	Foods	Energy	Except foods and energy	Change in intermediate goods from 12 months ago (unadj.)	Foods	Energy (unadj.)	Except foods and energy	Change in crude goods from 12 months ago (unadj.)
1989:								
September	-0.1	2.5	0.1	3.4	-0.6	3.5	0.4	5.8
October	-.2	.8	.1	3.4	0	.7	.1	6.5
November	.8	-1.4	-.1	2.8	2.2	.4	-2.5	8.6
December	-.3	1.4	-.2	2.3	2.2	2.1	-1.7	7.1
1990:								
January	.2	9.3	.1	2.5	.7	4.8	-.2	5.0
February	-.9	-5.1	-.1	1.4	.6	.4	-.8	5.5
March	.4	-1.4	.3	.8	.9	-4.8	1.9	2.3
April	1.1	-.6	.2	.4	-.6	-7.0	2.5	-1.3
May	1.2	-.8	.1	.4	-2.4	1.9	1.1	-1.3
June	-1.1	-1.8	-.1	.2	0	-6.7	-1.0	-3.0
July	.5	-1.2	.1	.4	1.0	-.1	.9	-2.6
August	-.1	9.6	.3	2.1	-.9	25.5	1.8	9.0
September	-1.5	10.8	.6	3.5	-1.8	12.4	-.1	12.5

[1] Data for May 1990 have been revised to reflect the availability of late reports and corrections by respondents. For this reason, some of the figures shown above and elsewhere in this report may differ from those previously published.

rose 0.6 percent in September. Significant advances included pharmaceutical preparations, alcoholic beverages, household furniture, cosmetics, newspapers, and periodicals. Before seasonal adjustment, passenger car prices moved up 0.2 percent after falling in August and July; however, after seasonal adjustment, the new car index advanced 3.4 percent in September. In contrast, prices declined for sanitary papers, gold jewelry, children's apparel, and books.

After increasing 0.8 percent in August, the index for finished consumer foods moved down 0.9 percent. Prices turned down in September after rising a month earlier for beef and veal, eggs, fresh vegetables, shortening, and pasta. Prices for dairy products and pork fell more in September than in August. Prices rose less than a month earlier for soft drinks, processed turkeys, and roasted coffee. In contrast, prices turned up after falling in the previous month for processed chickens and bakery products, and fresh fruit prices fell less than in August.

The Producer Price Index for capital equipment advanced 0.8 percent in September. Major contributors to the September increase included ships, oil field machinery, agricultural machinery, industrial material handling equipment, railroad equipment, pumps and compressors, and machine tools. Prices for both heavy and light trucks fell considerably before seasonal adjustment but moved up on a seasonally adjusted basis.

Intermediate goods

Following a rise of 1.3 percent in August and no change in July, the Producer Price Index for Intermediate Materials, Supplies, and Components advanced 1.8 percent in September, seasonally adjusted. Indexes for energy goods moved up strongly, as in August, and nondurable manufacturing materials rose much faster than in the preceding month. However, advances for durable manufacturing materials slowed, and the foods and feeds index fell much more than in August. (See table B.)

The index for energy goods jumped 10.8 percent, after rising 9.6 percent in the previous month. Double-digit increases were registered in September for gasoline, jet fuels, diesel fuel, residual fuel, and liquefield petroleum gas. Electric power rates advanced modestly.

The index for nondurable manufacturing materials jumped 2.0 percent after inching up 0.1 percent in August. The acceleration was dominated by a strong advance in petrochemical prices. In addition, prices rose faster than in August for paint materials, paper, nitrogenates, thermoplastic resins, and synthetic fibers. Price declines slowed for paperboard and processed yarns. Gray fabrics showed no change after an August rise, however.

The increase for the durable manufacturing materials index slowed to 0.4 percent after moving up 1.3 percent in August. Prices turned down for copper and brass mill shapes and for precious metals. Copper prices rose much less than in August or July. Prices fell more than in August for plywood and semifinished steel mill products. However, prices rose more rapidly than in August for aluminum mill shapes, cement, and hardwood lumber, and hot rolled steel sheet and strip prices moved up following no change in the previous month. Aluminum prices climbed about 10 percent for the second consecutive month.

The index for foods and feeds dropped 1.5 percent after edging down 0.1 percent in August. Prices turned down for beef and veal and for crude vegetable oils following increases in the prior month. Prices for condensed and evaporated milk

Digitized for FRASER
http://fraser.stlouisfed.org/
Federal Reserve Bank of St. Louis

and for pork decreased more than in August. In contrast, prices declines slowed for prepared animal feeds, and the index for chocolate materials turned up following an August decrease.

Among other intermediate goods, increases were noted for printed materials, automotive chemicals, motor vehicle parts, miscellaneous metal products, and plastic construction products. However, prices fell for precious metal mill shapes.

Crude goods

After a 9.3-percent surge in August, the index for Crude Materials for Further Processing slowed by nearly half to an increase of 4.6 percent in September, seasonally adjusted. The September index for crude energy materials rose substantially, although considerably less than in the previous month. In addition, prices for crude foodstuffs and feedstuffs fell more than in August, and the index for basic industrial materials inched down after increasing in each of the 2 prior months. (See table B.)

The increase in prices for crude energy materials slowed to 12.4 percent following a 25.5-percent increase in August. Crude petroleum prices moved up considerably less than in August; however, other than the 62.5-percent August increase, the 20.4-percent rise in September was greater than any other monthly increase since January 1974. In contrast, the natural gas index turned up after a near-record drop in the previous month.

In September, the index for crude foodstuffs and feedstuffs dropped 1.8 percent after declining in August. Prices for cattle, fluid milk, unprocessed fin fish, and fresh and dried vegetables turned down after moving up in the previous month. In addition, soybean prices rose less than in the preceding month. However, the indexes for live chickens and hogs turned up after declining in August. Decreases in prices for hay, wheat, corn, and fresh fruits slowed following larger declines in August.

The index for crude nonfood materials other than energy inched down 0.1 percent after moving up 1.8 percent in August and 0.9 percent in July. Following August increases, prices for iron and steel scrap and some roundwood products turned down and copper base scrap did not change. Copper ores rose less than in either of the 2 preceding months. September indexes for raw cotton, cattle hides, and softwood logs declined more than in the previous month. In contrast, the index for uranium, radium, and vanadium ores surged more than 50 percent. In addition, the leaf tobacco index turned up after falling in August, and wastepaper prices increased for the first time in a year. Aluminum base scrap prices rose for the fourth time in as many months.

Net output price indexes for mining and manufacturing industries

The Producer Price Index for the net output of total manufacturing industries moved up 1.4 percent in September, the same as in the preceding month. (Net output price indexes are not seasonally adjusted.) As in August, the petroleum refining industry group index recorded the largest advance (15.8 percent). The chemicals industry group registered a climb of 0.9 percent. Indexes for most other major manufacturing groups showed little or no change over the month. From September 1989 to September 1990, the total manufacturing industries index increased 5.7 percent.

The index for the net output of the domestic mining sector rose 7.7 percent from August to September. The oil and gas extraction industry group index moved up 10.4 percent over the month, and the metal mining index increased 6.1 percent. During the 12 months ended in September 1990, the index for the net output of total mining industries increased 13.3 percent.

Digitized for FRASER
http://fraser.stlouisfed.org/
Federal Reserve Bank of St. Louis

Table 1. Producer price indexes and percent changes by stage of processing

(1982=100)

Grouping	Relative importance Dec. 1989[1]	Unadjusted index			Unadjusted percent change to Sep.1990 from :		Seasonally adjusted percent change from:		
		May 1990[2]	Aug. 1990[2]	Sep. 1990[2]	Sep. 1989	Aug. 1990	June to July	July to Aug.	Aug. to Sep.
Finished goods	100.000	117.7	119.2	120.3	5.9	0.9	-0.1	1.3	1.6
Finished consumer goods	74.554	116.5	118.4	119.8	6.8	1.2	-.2	1.6	1.8
Finished consumer foods	25.878	124.5	125.0	124.1	4.7	-.7	0	.8	-.9
Crude	1.777	112.9	113.2	109.8	.7	-3.0	3.7	4.0	-5.0
Processed	24.101	125.3	125.8	125.1	5.0	-.6	-.2	.5	-.6
Finished consumer goods, excluding foods	48.676	112.7	115.1	117.7	7.9	2.3	-.3	2.0	3.3
Nondurable goods less foods	33.310	108.3	111.5	115.1	10.1	3.2	-.5	2.9	4.3
Durable goods	15.366	119.4	120.0	119.9	2.7	-.1	.2	.2	1.0
Capital equipment	25.446	122.2	122.9	122.9	3.4	0	.3	.3	.8
Manufacturing industries	6.690	124.1	124.7	124.8	3.3	.1	.2	.2	.4
Nonmanufacturing industries	18.756	121.5	122.2	122.2	3.4	0	.2	.5	.9
Intermediate materials, supplies and components	100.000	113.1	114.4	116.3	3.5	1.7	0	1.3	1.8
Materials and components for manufacturing	49.947	118.4	118.7	119.3	1.4	.5	0	.4	.6
Materials for food manufacturing	3.480	120.4	120.5	118.8	4.5	-1.4	-.5	.6	-1.6
Materials for nondurable manufacturing	15.770	117.0	116.7	118.7	1.5	1.7	0	.1	2.0
Materials for durable manufacturing	11.437	120.7	121.6	122.2	-.3	.5	.2	1.3	.4
Components for manufacturing[3]	19.260	118.7	118.9	119.1	1.8	.2	.1	.1	.2
Materials and components for construction	12.645	123.2	122.9	123.2	1.1	.2	.1	.2	.2
Processed fuels and lubricants	12.250	78.4	85.7	94.0	19.4	9.7	-1.0	9.7	10.9
Manufacturing industries	4.726	80.2	87.5	94.5	17.1	8.0	-1.3	9.5	9.0
Nonmanufacturing industries	7.524	77.2	84.6	93.7	21.1	10.8	-.9	9.8	12.0
Containers	4.224	127.7	127.6	127.6	1.2	0	-.2	.2	-.3
Supplies	20.933	119.4	119.3	119.7	1.0	.3	.3	0	.3
Manufacturing industries[3]	7.589	121.9	122.1	122.4	1.6	.2	.1	.2	.3
Nonmanufacturing industries	13.344	118.2	117.9	118.3	.7	.3	.2	0	.2
Feeds	1.627	105.2	102.4	102.7	-8.5	.3	2.9	-1.5	-1.3
Other supplies[3]	11.717	120.0	120.1	120.5	2.0	.3	.1	.2	.3
Crude materials for further processing	100.000	104.7	110.2	115.1	12.5	4.4	.6	9.3	4.6
Foodstuffs and feedstuffs	41.939	117.0	113.5	110.8	1.7	-2.4	1.0	-.9	-1.8
Nonfood materials	58.061	92.5	103.2	112.4	20.1	8.9	.2	17.4	8.7
Nonfood materials except fuel[4]	42.154	94.6	111.6	124.3	29.7	11.4	-1.0	28.1	12.5
Manufacturing[4]	38.941	89.3	106.7	119.8	31.8	12.3	-1.4	30.0	12.1
Construction	3.214	146.6	146.8	146.4	4.1	-.3	.6	-.3	-.5
Crude fuel[3 5]	15.907	84.8	80.8	81.6	-4.8	1.0	4.2	-6.6	1.0
Manufacturing industries[3]	8.095	82.8	78.2	79.1	-6.2	1.2	5.2	-7.8	1.2
Nonmanufacturing industries[3]	7.812	87.2	83.3	84.4	-3.4	.7	3.2	-5.2	.7
Special groupings									
Finished goods, excluding foods	[6] 74.122	115.5	117.3	119.1	6.3	1.5	-.2	1.5	2.4
Intermediate materials less foods and feeds	[7] 94.893	112.9	114.4	116.4	3.7	1.7	-.1	1.5	1.9
Intermediate foods and feeds	[7] 5.107	115.9	115.0	113.9	.2	-1.0	.5	-.1	-1.5
Crude materials less agricultural products[4 8]	[9] 56.211	91.7	102.7	112.1	20.7	9.2	.1	18.2	9.1
Finished energy goods	[6] 9.202	68.5	74.4	82.0	24.4	10.2	-.5	9.5	13.8
Finished goods less energy	[6] 90.798	125.6	126.2	126.1	4.0	-.1	-.1	.5	.2
Finished consumer goods less energy	[6] 65.352	126.8	127.5	127.2	4.2	-.2	-.2	.5	0
Finished goods less foods and energy	[6] 64.920	125.9	126.6	126.8	3.7	.2	-.1	.3	.6
Finished consumer goods less foods and energy	[6] 39.474	128.1	128.9	129.0	3.9	.1	-.2	.2	.6
Consumer nondurable goods less foods and energy	[6] 24.108	134.4	135.3	135.7	4.6	.3	-.4	.3	.3
Intermediate energy goods	[7] 12.354	78.0	85.3	93.5	19.4	9.6	-1.2	9.6	10.8
Intermediate materials less energy	[7] 87.646	120.4	120.4	120.9	1.2	.4	.1	.2	.4
Intermediate materials less foods and energy	[7] 82.539	120.7	120.8	121.4	1.1	.5	.1	.3	.6
Crude energy materials[3 4]	[9] 40.528	74.5	87.1	97.9	28.6	12.4	-.1	25.5	12.4
Crude materials less energy	[9] 59.472	122.1	119.9	118.1	1.9	-1.5	1.0	-.1	-1.3
Crude nonfood materials less energy[5]	[9] 17.533	138.8	139.9	140.6	2.1	.5	.9	1.8	-.1

[1] Comprehensive relative importance figures are computed once each year in December.

[2] Data for May 1990 have been revised to reflect the availability of late reports and corrections by respondents. All data are subject to revision 4 months after original publication.

[3] Not seasonally adjusted.

[4] Includes crude petroleum.

[5] Excludes crude petroleum.

[6] Percent of total finished goods.

[7] Percent of total intermediate materials.

[8] Formerly titled "Crude materials for further processing, excluding crude foodstuffs and feedstuffs, plant and animal fibers, oilseeds, and leaf tobacco."

[9] Percent of total crude materials.

Digitized for FRASER
http://fraser.stlouisfed.org/
Federal Reserve Bank of St. Louis

Table 2. Producer price indexes and percent changes for selected commodity groupings by stage of processing

(1982=100 unless otherwise indicated)

Grouping	Commodity code	Unadjusted index			Unadjusted percent change to Sep. 1990 from:		Seasonally adjusted percent change from:		
		May 1990[1]	Aug. 1990[1]	Sep. 1990[1]	Sep. 1989	Aug. 1990	June to July	July to Aug.	Aug. to Sep.
Finished goods		117.7	119.2	120.3	5.9	0.9	-0.1	1.3	1.6
Finished consumer goods		116.5	118.4	119.8	6.8	1.2	-.2	1.6	1.8
Finished consumer foods		124.5	125.0	124.1	4.7	-.7	0	.8	-.9
Fresh fruits	01-11	107.7	118.3	115.3	4.7	-2.5	14.0	-6.3	-3.6
Fresh and dried vegetables	01-13	101.3	98.6	94.3	-1.9	-4.4	-.5	3.0	-4.8
Eggs	01-7	95.3	114.4	112.6	-9.6	-1.6	-18.3	25.8	-7.0
Bakery products	02-11	140.7	140.8	141.6	2.8	.6	-.4	-.3	.6
Milled rice	02-13	104.6	102.9	99.8	-6.3	-3.0	1.0	.7	-3.5
Pasta products (June 1985=100)[2]	02-14-02	119.0	119.4	109.5	-2.0	-8.3	.5	5.5	-8.3
Beef and veal	02-21-01	117.6	116.9	114.1	6.2	-2.4	-1.3	6.0	-4.0
Pork	02-21-04	127.2	126.2	119.7	19.8	-5.2	-2.8	-1.1	-4.2
Processed young chickens	02-22-03	118.5	110.8	114.6	-5.1	3.4	2.4	-9.9	3.2
Processed turkeys[2]	02-22-06	106.7	112.6	114.7	10.7	1.9	.1	4.1	1.9
Fish	02-23	163.5	143.6	144.2	7.7	.4	2.3	1.1	-.3
Dairy products	02-3	116.6	120.0	119.0	5.0	-.8	0	-.1	-1.2
Processed fruits and vegetables[2]	02-4	127.0	125.9	125.2	3.7	-.6	-.8	.2	-.6
Confectionery end products	02-55	139.1	139.7	139.6	1.5	-.1	.2	.3	.2
Soft drinks[2]	02-62	121.6	121.5	121.7	4.5	.2	.2	.7	.2
Roasted coffee	02-63-01	114.7	114.9	114.9	2.3	0	1.0	1.3	1.1
Shortening and cooking oils	02-76	127.7	129.8	127.0	10.0	-2.2	-1.1	2.9	-1.8
Finished consumer goods excluding foods		112.7	115.1	117.7	7.9	2.3	-.3	2.0	3.3
Alcoholic beverages[2]	02-61	117.7	116.7	117.3	2.5	.5	.3	-.8	.5
Women's apparel	03-81-01	115.5	116.1	116.3	2.5	.2	0	.3	.2
Men's and boys' apparel	03-81-02	120.1	120.6	120.6	2.4	0	-.1	0	.2
Girls', children's, and infants' apparel	03-81-03	115.1	115.3	115.0	3.4	-.3	.2	-.2	-.7
Textile housefurnishings[2]	03-82	109.3	109.6	109.9	2.2	.3	.1	.1	.3
Footwear	04-3	125.8	125.8	126.3	3.3	.4	.4	-.3	.4
Natural gas[2]	05-31	80.1	74.8	75.8	-8.2	1.3	6.6	-9.4	1.3
Gasoline	05-71	71.5	82.1	92.4	42.4	12.5	-5.3	16.9	20.6
Fuel oil No. 2	05-73-02-01	58.5	72.4	86.7	46.5	19.8	.4	38.8	21.3
Pharmaceutical preps, ethical (Prescription)	06-35	201.2	201.5	203.4	8.4	.9	.6	.7	.7
Pharmaceutical preps,proprietary (Over-counter)	06-36	156.1	155.6	157.1	2.6	1.0	-.5	-.1	1.0
Soaps and synthetic detergents[2]	06-71	117.5	117.6	117.5	-2.2	-.1	0	.1	-.1
Cosmetics and other toilet preparations	06-75	120.5	121.6	122.0	1.9	.3	.2	.2	.5
Tires, tubes, tread, etc.	07-12	96.2	96.5	97.1	-.2	.6	-.1	-.5	.7
Sanitary papers and health products	09-15-01	136.3	135.8	136.0	7.3	.1	.2	.2	-.4
Newspaper circulation	09-31-01	142.8	143.1	143.9	5.3	.6	0	.4	.6
Periodical circulation	09-32-01	150.0	150.4	151.5	3.6	.7	.1	.5	.8
Book publishing[2]	09-33	154.7	155.7	154.8	5.9	-.6	1.3	.3	-.6
Household furniture	12-1	124.9	125.3	125.6	2.5	.2	.1	.1	.5
Floor coverings	12-3	119.6	119.1	118.7	1.0	-.3	0	-.2	-.3
Household appliances	12-4	110.4	110.9	110.8	1.0	-.1	0	.3	0
Home electronic equipment	12-5	82.6	82.6	82.6	-5.6	0	-.2	.1	.1
Household glassware	12-62	135.0	134.4	135.1	-1.8	.5	-5.1	0	.4
Household flatware	12-64	117.7	123.7	123.7	-3.9	0	4.1	2.4	.4
Lawn and garden equip., ex. tractors	12-66	122.4	123.7	123.5	1.6	-.2	.2	.4	-.1
Passenger cars	14-11-01	115.4	116.3	116.5	4.5	.2	-.5	.8	3.4
Toys, games, and children's vehicles	15-11	118.2	118.1	118.4	2.2	.3	0	.3	.3
Sporting and athletic goods	15-12	112.1	113.3	113.0	2.1	-.3	0	.3	-.1
Tobacco products	15-2	217.4	224.3	225.0	13.6	.3	-2.9	.9	1.2
Mobile homes[2]	15-5	116.9	117.4	117.8	2.3	.3	.1	.2	.3
Jewelry, platinum, & karat gold[2]	15-94-02	122.2	125.2	123.2	4.4	-1.6	-.2	2.1	-1.6
Costume jewelry and novelties[2]	15-94-04	124.1	126.8	126.5	2.7	-.2	.3	.5	-.2
Capital equipment		122.2	122.9	122.9	3.4	0	.3	.3	.8
Agricultural machinery and equipment	11-1	121.3	120.7	121.1	2.0	.3	.1	.5	.6
Construction machinery and equipment	11-2	120.8	122.7	122.7	3.7	0	.8	.7	.2
Metal cutting machine tools	11-37	129.5	129.9	130.1	5.3	.2	-.2	.4	.2
Metal forming machine tools	11-38	129.4	130.3	131.2	9.6	.7	0	.9	.6
Tools, dies, jigs, fixtures, and ind. molds[2]	11-39	116.6	116.7	116.7	1.7	0	0	.1	0
Pumps, compressors, and equipment	11-41	118.9	119.7	120.1	3.5	.3	.5	.3	.4
Industrial material handling equipment[2]	11-44	114.9	115.5	115.8	2.7	.3	.3	.1	.3
Textile machinery	11-62	127.0	130.0	130.5	3.9	.4	0	-.5	.2
Paper industries machinery (June 1982=100)[2]	11-64	133.5	136.8	136.5	5.2	-.2	.1	2.3	-.2
Printing trades machinery[2]	11-65	125.1	125.7	125.9	1.8	.2	.5	-.2	.2
Transformers and power regulators	11-74	121.3	121.0	120.8	1.9	-.2	.3	.9	.2
Communication & related equip. (Dec. 1985=100)[2]	11-76	105.7	106.0	105.9	.7	-.1	.3	.1	-.1
X-ray and electromedical equipment[2]	11-79-05	109.2	109.9	110.0	-1.1	.1	.5	-.5	.1

See footnotes at end of table.

Digitized for FRASER
http://fraser.stlouisfed.org/
Federal Reserve Bank of St. Louis

Table 2. Producer price indexes and percent changes for selected commodity groupings by stage of processing—Continued

(1982=100 unless otherwise indicated)

Grouping	Commodity code	Unadjusted index			Unadjusted percent change to Sep. 1990 from:		Seasonally adjusted percent change from:		
		May 1990[1]	Aug. 1990[1]	Sep. 1990[1]	Sep. 1989	Aug. 1990	June to July	July to Aug.	Aug. to Sep.
Capital equipment—Continued									
Oil field and gas field machinery[2]	11-91	100.6	102.0	105.0	4.8	2.9	0.3	0.7	2.9
Mining machinery and equipment	11-92	120.8	121.3	121.5	3.8	.2	.2	-.1	.4
Office and store machines and equipment[2]	11-93	109.9	108.8	108.7	-1.1	-.1	-1.4	.2	-.1
Commercial furniture	12-2	133.2	133.6	133.7	2.2	.1	-.1	.1	.1
Light motor trucks	14-11-05	126.9	127.8	123.6	.6	-3.3	2.7	-.4	.6
Heavy motor trucks	14-11-06	119.9	119.9	117.8	2.4	-1.8	.1	.3	1.3
Truck trailers[2]	14-14	110.5	110.5	110.5	0	0	0	-.2	0
Civilian aircraft (Dec. 1985=100)[2]	14-21-02	114.9	116.1	116.3	6.7	.2	.2	.9	.2
Ships (Dec. 1985=100)[2]	14-31	109.9	110.6	111.9	4.3	1.2	0	.6	1.2
Railroad equipment	14-4	117.7	118.5	119.9	4.5	1.2	-.3	.2	1.4
Photographic and photocopy equipment	15-41	97.0	97.4	97.5	3.2	.1	.8	-.5	.1
Intermediate materials, supplies, and components		113.1	114.4	116.3	3.5	1.7	0	1.3	1.8
Intermediate foods and feeds		115.9	115.0	113.9	.2	-1.0	.5	-.1	-1.5
Flour	02-12-03	111.4	95.9	94.5	-16.9	-1.5	-5.3	-5.8	-1.9
Refined sugar[2]	02-53	122.5	122.8	122.7	1.9	-.1	.5	-.2	-.1
Confectionery materials	02-54	102.4	105.4	106.6	3.8	1.1	.5	-1.1	1.0
Crude vegetable oils	02-72	124.6	126.4	124.5	30.9	-1.5	-2.2	5.3	-.3
Prepared animal feeds	02-9	109.1	107.5	107.9	-6.4	.4	1.4	-.9	-.4
Intermediate materials less foods and feeds		112.9	114.4	116.4	3.7	1.7	-.1	1.5	1.9
Synthetic fibers[2]	03-1	106.7	106.5	107.3	1.3	.8	-.2	.2	.8
Processed yarns and threads	03-2	113.6	111.6	111.1	0	-.4	-.6	-1.4	-.4
Gray fabrics	03-3	117.2	117.4	117.2	1.2	-.2	-1.3	1.2	0
Finished fabrics	03-4	115.9	115.9	115.7	1.3	-.2	0	.1	-.1
Leather	04-2	181.2	176.9	177.3	2.8	.2	.6	.3	.4
Liquefied petroleum gas	05-32	53.6	68.9	87.1	71.1	26.4	2.5	31.4	25.3
Electric power	05-4	115.5	122.0	122.4	1.4	.3	0	.9	.3
Jet fuels	05-72-03	59.7	64.5	88.8	52.3	37.7	-.3	12.5	37.1
No. 2 Diesel fuel	05-73-03	58.6	72.7	88.4	48.6	21.6	.2	39.7	19.0
Residual fuel	05-74	50.0	45.4	59.3	26.7	30.6	-4.7	9.8	29.6
Industrial chemicals	06-1	110.8	110.8	115.1	2.4	3.9	-.3	.1	4.3
Prepared paint[2]	06-21	124.3	125.3	125.4	3.9	.1	.2	.5	.1
Paint materials	06-22	131.2	132.5	144.4	13.1	9.0	-.5	.9	9.5
Medicinal and botanical chemicals[2]	06-31	101.6	101.4	102.4	2.3	1.0	-.1	-.1	1.0
Fats and oils, inedible	06-4	86.8	82.8	82.4	-5.1	-.5	2.1	-3.0	-1.6
Mixed fertilizers	06-51	103.1	103.7	104.2	-.4	.5	.3	1.0	.3
Nitrogenates	06-52-01	89.3	86.6	92.7	13.3	7.0	-.8	4.8	7.8
Phosphates	06-52-02	95.5	98.0	98.5	-2.2	.5	2.6	-.4	.7
Other agricultural chemicals	06-53	120.2	119.2	119.4	2.8	.2	.6	-.1	-.6
Plastic resins and materials	06-6	123.5	122.3	123.6	-2.0	1.1	-2.2	.7	1.2
Synthetic rubber	07-11-02	111.7	110.9	109.7	3.2	-1.1	-.7	0	.3
Plastic construction products	07-21	118.6	115.4	118.0	-.8	2.3	-2.0	-1.5	2.7
Unsupported plastic film, sheet, & other shapes 2	07-22	119.2	117.8	117.8	-1.6	0	.2	-.1	0
Plastic parts and components for manufacturing[2]	07-26	112.8	112.5	112.9	1.6	.4	.1	-.3	.4
Softwood lumber	08-11	128.9	123.9	122.1	-5.4	-1.5	-.2	-1.1	0
Hardwood lumber	08-12	131.3	131.4	131.3	2.6	-.1	.2	.1	.8
Millwork	08-2	130.9	130.2	130.5	2.0	.2	-.5	.3	.4
Plywood	08-3	122.7	112.8	111.4	-6.0	-1.2	-.5	-2.2	-5.0
Woodpulp[2]	09-11	154.2	150.6	150.1	-5.9	-.3	-.6	-.3	-.3
Paper	09-13	128.0	129.1	129.8	.6	.5	0	.2	.6
Paperboard	09-14	136.0	133.3	133.1	-4.7	-.2	.1	-1.5	-.4
Paper boxes and containers	09-15-03	130.0	129.3	129.3	-1.3	0	.1	.2	-.5
Building paper and board	09-2	113.4	110.5	110.0	-5.4	-.5	-.7	-.6	-.6
Commercial printing (June 1982=100)[2]	09-37	127.6	128.6	128.7	2.1	.1	.3	.3	.1
Foundry and forge shop products	10-15	117.1	117.3	117.5	2.0	.2	.3	.3	.1
Steel mill products	10-17	112.2	112.5	112.4	-1.6	-.1	.7	-.3	-.3
Primary nonferrous metals	10-22	132.5	137.7	142.6	1.0	3.6	-.7	6.1	2.6
Aluminum mill shapes[2]	10-25-01	126.5	127.2	128.3	-3.6	.9	-.1	.2	.9
Copper and brass mill shapes	10-25-02	175.4	182.5	183.9	-2.7	.8	2.9	5.5	-1.6
Nonferrous wire and cable	10-26	144.2	143.5	146.3	-.4	2.0	-.9	3.1	.6
Metal containers	10-3	114.2	114.3	114.2	1.8	-.1	.1	-.1	-.5
Hardware	10-4	125.6	126.2	126.5	4.4	.2	.3	.2	.5
Plumbing fixtures and brass fittings	10-5	144.0	144.5	144.7	3.7	.1	.2	.5	.3
Heating equipment	10-6	130.7	132.0	131.7	3.8	-.2	-.1	.1	.1
Fabricated structural metal products[2]	10-7	121.9	122.1	121.9	.8	-.2	.2	.2	-.2
Mechanical power transmission equipment[2]	11-45	124.9	125.8	126.0	3.6	.2	.4	.3	.2
Air conditioning and refrigeration equipment[2]	11-48	121.7	122.2	122.5	2.5	.2	0	.1	.2
Metal valves, ex.fluid power (Dec. 1982=100)[2]	11-49-02	125.0	125.1	125.6	3.2	.4	.2	-.6	.4

See footnotes at end of table.

Digitized for FRASER
http://fraser.stlouisfed.org/
Federal Reserve Bank of St. Louis

Table 2. Producer price indexes and percent changes for selected commodity groupings by stage of processing—Continued

(1982=100 unless otherwise indicated)

Grouping	Commodity code	Unadjusted index			Unadjusted percent change to Sep. 1990 from:		Seasonally adjusted percent change from:		
		May 1990[1]	Aug. 1990[1]	Sep. 1990[1]	Sep. 1989	Aug. 1990	June to July	July to Aug.	Aug. to Sep.
Intermediate materials less foods and feeds—Continued									
Ball and roller bearings	11-49-05	130.6	131.0	130.7	4.2	-0.2	-0.8	0.1	-0.2
Wiring devices	11-71	131.6	132.6	132.5	1.9	-.1	.5	.5	.1
Motors, generators, motor generator sets	11-73	132.9	133.8	133.2	2.7	-.4	.1	-.1	-.5
Switchgear, switchboard, etc., equipment[2]	11-75	123.7	124.6	125.3	4.9	.6	.6	.1	.6
Electronic components and accessories	11-78	118.3	117.7	117.4	-1.7	-.3	.2	-.9	-.3
Internal combustion engines	11-94	119.3	121.4	121.4	4.7	0	-.2	1.7	0
Machine shop products[2]	11-95	124.1	124.4	124.5	1.8	.1	-.1	.2	.1
Flat glass[2]	13-11	107.9	107.4	106.8	-2.1	-.6	-.5	0	-.6
Cement[2]	13-22	103.4	103.4	104.6	1.9	1.2	-.2	.1	1.2
Concrete products	13-3	113.1	113.7	114.0	2.2	.3	0	.4	.4
Asphalt felts and coatings	13-6	95.6	94.8	96.9	.7	2.2	-.9	-.4	1.9
Gypsum products[2]	13-7	107.0	102.5	103.1	-5.3	.6	-.8	-2.7	.6
Glass containers	13-8	120.4	120.7	120.9	4.5	.2	-.2	-.1	.3
Motor vehicle parts	14-12	111.2	110.8	111.1	.8	.3	0	.1	.4
Aircraft engines & engine parts (Dec. 1985=100) 2	14-23	112.7	113.3	113.5	5.7	.2	-.1	.6	.2
Aircraft parts & aux.equip.,nec (June 1985=100) 2	14-25	117.5	117.7	117.5	2.3	-.2	-.1	.2	-.2
Photographic supplies	15-42	126.9	129.4	129.4	3.4	0	.3	1.6	-.2
Crude materials for further processing		104.7	110.2	115.1	12.5	4.4	.6	9.3	4.6
Crude foodstuffs and feedstuffs		117.0	113.5	110.8	1.7	-2.4	1.0	-.9	-1.8
Wheat	01-21	96.3	74.6	73.7	-30.7	-1.2	-13.8	-7.8	-5.3
Corn	01-22-02-05	113.5	100.2	94.9	.2	-5.3	-1.3	-4.9	-3.8
Cattle	01-31	124.5	124.7	120.7	8.3	-3.2	.6	3.8	-2.9
Hogs	01-32	107.5	97.0	90.1	16.3	-7.1	-1.7	-6.3	2.6
Live chickens:broilers and fryers	01-41-02	132.8	121.8	129.1	-9.1	6.0	10.0	-11.5	4.8
Live turkeys	01-42	-	-	-	([3])	([3])	([3])	([3])	([3])
Fluid milk	01-6	100.3	106.5	106.0	2.8	-.5	2.2	.1	-2.0
Soybeans	01-83-01-31	102.3	104.8	107.4	2.7	2.5	2.2	6.4	3.2
Cane sugar,raw	02-52-01-01	119.7	119.6	119.7	.8	.1	-.1	1.1	.3
Crude nonfood materials		92.5	103.2	112.4	20.1	8.9	.2	17.4	8.7
Raw cotton[2]	01-51-01-01	122.3	126.0	117.4	4.5	-6.8	3.1	-3.4	-6.8
Leaf tobacco	01-92-01-01	95.7	93.7	100.9	4.8	7.7	1.7	-2.1	1.2
Cattle hides	04-11	233.3	217.1	209.9	-3.4	-3.3	.4	-1.2	-2.7
Coal[2]	05-1	97.7	97.2	97.3	.8	.1	-.1	-.6	.1
Natural gas[2]	05-31	80.1	74.3	75.8	-8.2	1.3	6.6	-9.4	1.3
Crude petroleum[2]	05-61	54.5	74.9	90.2	60.5	20.4	-4.0	62.5	20.4
Logs, timber, etc.[2]	08-5	144.2	145.3	144.4	5.2	-.6	1.0	-.2	-.6
Wastepaper[2]	09-12	141.3	129.6	130.0	-18.4	.3	-1.9	-2.8	.3
Iron ore[2]	10-11	83.5	83.5	83.5	.8	0	0	0	0
Iron and steel scrap	10-12	174.0	177.5	174.1	6.0	-1.9	-1.1	3.9	-1.0
Nonferrous metal ores (Dec. 1983=100)[2]	10-21	94.9	101.7	109.6	-1.5	7.8	2.6	3.4	7.8
Copper base scrap	10-23-01	188.1	191.0	196.1	7.0	2.7	6.5	5.9	0
Aluminum base scrap	10-23-02	173.9	177.5	185.0	-2.2	4.2	1.3	4.1	4.9
Construction sand, gravel, and crushed stone	13-21	126.0	125.5	125.8	1.9	.2	-.4	.3	.3

[1] All data are subject to revision 4 months after original publication.
[2] Not seasonally adjusted.
[3] Not available
-

Digitized for FRASER
http://fraser.stlouisfed.org/
Federal Reserve Bank of St. Louis

Table 3. Producer price indexes for selected stage-of-processing groupings, seasonally adjusted

(1982=100)

Year and month	Index									
	Finished goods	Finished consumer foods	Finished consumer goods excluding foods	Capital equipment	Intermediate materials	Intermediate foods and feeds	Intermediate materials excluding foods	Crude materials	Crude foodstuffs and feedstuffs	Crude nonfood materials
1986:										
January	105.6	106.0	103.9	108.5	102.4	96.9	102.7	94.3	93.6	95.2
February	104.2	104.9	101.8	108.7	101.2	96.1	101.5	90.5	91.8	89.2
March	102.9	104.8	99.4	108.9	100.0	95.9	100.2	88.1	90.9	85.1
April	102.3	104.9	98.0	109.2	99.0	95.5	99.2	85.5	88.7	82.0
May	102.8	106.0	98.4	109.3	98.7	95.6	98.9	86.4	91.0	81.5
June	102.9	106.0	98.6	109.6	98.6	95.1	98.8	86.0	90.5	81.1
July	102.2	107.5	96.4	109.7	97.9	95.5	98.1	86.4	93.5	78.4
August	102.7	109.4	96.4	109.8	98.0	96.9	98.1	86.5	96.0	75.8
September	102.8	108.9	96.9	109.9	98.5	96.9	98.6	86.5	94.7	77.1
October	103.5	109.8	97.4	110.6	98.3	96.4	98.4	87.4	96.0	77.7
November	103.5	109.8	97.4	110.9	98.4	96.6	98.5	87.8	96.2	78.2
December	103.6	109.3	97.7	110.9	98.5	96.7	98.6	87.0	94.8	78.3
1987:										
January	104.0	108.1	99.0	111.1	99.0	95.6	99.2	89.2	92.4	83.2
February	104.3	108.6	99.4	111.0	99.7	96.9	99.9	90.1	93.4	84.1
March	104.5	108.2	100.0	111.1	99.9	96.1	100.1	90.6	93.4	84.7
April	105.1	109.5	100.3	111.4	100.2	97.9	100.4	92.5	97.3	85.4
May	105.2	110.4	100.0	111.5	100.8	100.2	100.8	93.7	98.9	86.3
June	105.4	110.2	100.4	111.4	101.2	99.8	101.3	94.4	98.0	87.9
July	105.5	110.1	100.7	111.6	101.8	99.7	101.9	95.6	97.1	90.3
August	105.7	109.3	101.4	111.9	102.3	99.4	102.4	96.5	96.7	91.9
September	106.2	110.0	101.8	112.3	102.6	100.2	102.7	95.9	97.0	90.8
October	106.1	109.9	101.7	112.0	103.1	100.8	103.3	95.8	97.3	90.6
November	106.1	110.2	101.6	112.1	103.6	101.5	103.7	95.2	96.3	90.1
December	105.9	109.1	101.7	112.2	103.8	101.8	103.9	94.9	97.0	89.3
1988:										
January	106.4	110.8	101.6	112.7	104.3	102.8	104.4	94.1	98.1	87.3
February	106.3	109.9	101.7	113.0	104.6	103.0	104.6	95.1	100.7	87.4
March	106.6	110.3	102.0	113.2	105.0	103.2	105.1	94.3	100.6	86.3
April	107.0	110.5	102.7	113.4	105.6	104.8	105.7	95.6	101.3	87.8
May	107.2	110.9	102.8	113.6	106.2	104.5	106.3	95.7	101.2	88.1
June	107.5	111.8	102.6	114.0	107.1	110.5	106.9	97.0	106.3	87.0
July	108.2	112.8	103.3	114.4	107.8	115.3	107.4	96.7	108.5	85.2
August	108.6	113.5	103.5	114.7	108.1	114.2	107.8	96.9	110.2	84.5
September	109.1	114.7	103.6	115.5	108.5	114.6	108.2	96.8	112.3	83.0
October	109.3	114.8	103.9	115.6	108.7	114.9	108.4	96.6	113.4	82.0
November	109.7	115.3	104.4	115.8	109.1	113.5	108.8	95.0	109.2	82.1
December	110.0	115.5	104.8	116.2	109.6	112.8	109.5	97.9	110.9	85.5
1989:										
January	111.2	117.0	106.0	116.8	110.8	115.5	110.5	101.9	113.7	90.1
February	111.9	117.9	106.9	117.3	111.2	115.4	111.0	101.8	112.6	90.7
March	112.4	118.6	107.3	117.5	111.9	116.7	111.6	103.5	114.8	92.0
April	113.1	118.0	109.0	117.4	112.5	115.4	112.3	104.5	112.1	95.1
May	113.9	118.6	110.0	118.1	112.6	113.8	112.5	104.5	110.8	95.9
June	114.0	117.9	110.2	118.8	112.3	111.6	112.4	103.3	109.6	94.7
July	113.6	118.1	109.2	118.9	112.1	113.2	112.0	103.5	108.9	95.5
August	113.3	118.5	108.2	119.3	111.8	112.8	111.8	101.1	109.7	91.3
September	114.1	118.1	109.7	120.1	112.2	112.7	112.2	102.3	109.0	93.6
October	114.7	119.7	110.1	120.0	112.4	112.5	112.4	102.6	109.0	94.1
November	114.8	120.7	109.7	120.4	112.2	113.4	112.1	103.2	111.4	93.5
December	115.5	121.6	110.4	120.7	112.2	113.1	112.1	104.7	113.9	94.4
1990:										
January	117.7	124.4	113.4	120.9	113.6	113.3	113.6	107.0	114.7	97.5
February	117.7	125.3	112.7	121.4	112.7	112.3	112.8	107.3	115.4	97.5
March	117.5	124.7	112.4	121.9	112.8	112.8	112.8	105.9	116.4	94.8
April	117.3	123.6	112.3	122.0	112.9	114.0	112.8	103.1	115.7	90.9
May	117.4	124.0	112.4	122.1	113.0	115.4	112.8	103.0	112.9	92.4
June	117.6	123.8	112.7	122.4	112.6	114.1	112.5	100.1	112.9	87.9
July	117.5	123.8	112.4	122.8	112.6	114.7	112.4	100.7	114.0	88.1
August	119.0	124.8	114.6	123.2	114.1	114.6	114.1	110.1	113.0	103.4
September	120.9	123.7	118.4	124.2	116.2	112.9	116.3	115.2	111.0	112.4

NOTE: Data for May 1990 have been revised to reflect the availability of late reports and corrections by respondents. All data are subject to revision 4 months after original publication.

Digitized for FRASER
http://fraser.stlouisfed.org/
Federal Reserve Bank of St. Louis

Table 4. Producer price indexes for the net output of major industry groups

Industry[1]	Industry code	Index base	Index			Unadjusted percent change to Sep. 1990 from —	
			May 1990[2]	Aug. 1990[2]	Sep. 1990[2]	Sep. 1989	Aug. 1990
Total mining industries		12/84	75.3	80.5	86.7	13.3	7.7
Metal mining	10	12/84	91.3	96.1	102.0	1.0	6.1
Anthracite mining	11	12/85	103.6	104.2	104.0	1.3	-.2
Bituminous coal and lignite mining	12	12/85	97.0	96.4	96.4	1.8	0
Oil and gas extraction	13	12/85	73.8	80.9	89.3	17.8	10.4
Mining and quarrying of non-metallic minerals, except fuels	14	12/84	113.8	114.0	114.3	3.0	.3
Total manufacturing industries		12/84	113.1	114.6	116.2	5.7	1.4
Food and kindred products	20	12/84	116.9	117.3	116.9	4.0	-.3
Tobacco manufactures	21	12/84	179.6	186.0	186.2	13.2	.1
Textile mill products	22	12/84	111.6	111.8	111.7	1.8	-.1
Apparel and other finished products made from fabrics and similar materials	23	12/84	112.7	113.5	113.6	2.4	.1
Lumber and wood products, except furniture	24	12/84	118.8	117.1	116.7	-.1	-.3
Furniture and fixtures	25	12/84	119.0	119.3	119.5	2.5	.2
Paper and allied products	26	12/84	121.8	121.8	122.0	.7	.2
Printing, publishing, and allied industries.	27	12/84	129.9	130.8	131.3	4.4	.4
Chemicals and allied products	28	12/84	120.1	120.5	121.6	2.4	.9
Petroleum refining and related products	29	12/84	80.2	90.3	104.6	38.4	15.8
Rubber and miscellaneous plastic products	30	12/84	111.3	110.9	111.1	.6	.2
Leather and leather products	31	12/84	123.0	123.0	123.3	3.3	.2
Stone, clay, glass, and concrete products	32	12/84	110.0	110.3	110.4	1.9	.1
Primary metal industries	33	12/84	116.7	117.3	117.7	-.8	.3
Fabricated metal products, except machinery and transportation equipment	34	12/84	114.9	115.3	115.4	1.9	.1
Machinery, except electrical	35	12/84	113.7	114.1	114.4	2.6	.3
Electrical and electronic machinery, equipment, and supplies	36	12/84	108.6	108.9	108.9	1.1	0
Transportation equipment	37	12/84	114.4	115.0	114.7	3.6	-.3
Measuring and controlling instruments; photographic, medical, optical goods; watches, clocks	38	12/84	114.5	114.8	115.0	3.1	.2
Miscellaneous manufacturing industries	39	12/85	114.6	115.3	115.3	2.5	0
Services industries							
United States Postal Service	43	06/89	100.0	100.0	100.0	0	0
Pipe lines, except natural gas	46	12/86	95.5	96.2	96.2	1.9	0

[1] Indexes in this table are derived from the net-output-weighted industry price indexes shown in table 5. Because of differences in coverage and aggregation methodology, they will generally not match the movements of similarly-titled indexes which are derived from traditional commodity groupings shown in table 6.

[2] Data for May 1990 have been revised to reflect the availability of late reports and corrections by respondents. All data are subject to revision 4 months after original publication. Data are not seasonally adjusted.

[3] Not available.

Digitized for FRASER
http://fraser.stlouisfed.org/
Federal Reserve Bank of St. Louis

Table 5. Producer price indexes for the net output of selected industries and their products

Industry and product[1]	Industry code	Product code	Index base	Index			Unadjusted percent change to Sep. 1990 from —	
				May 1990[2]	Aug. 1990[2]	Sep. 1990[2]	Sep. 1989	Aug. 1990
Total mining industries			12/84	75.3	80.5	86.7	13.3	7.7
Metal mining	10		12/84	91.3	96.1	102.0	1.0	6.1
Iron ores	101		12/84	82.4	82.4	82.4	1.1	0
Iron ores	1011		12/84	82.4	82.4	82.4	1.1	0
Primary products		1011-P	12/84	84.2	84.2	84.2	1.1	0
Ores, Great Lakes area		1011-2	12/84	81.3	81.3	81.3	.9	0
Pellets		1011-21	12/84	78.8	78.8	78.8	.8	0
Intra-company transfers		1011-211	12/89	100.9	100.9	100.9	(3)	0
Ores, all areas, excluding Great Lakes		1011-3	12/84	102.7	102.7	102.7	(3)	0
Other ores		1011-32	12/84	110.6	110.6	(3)	(3)	(3)
Market sales		1011-322	12/89	110.6	110.6	(3)	(3)	(3)
Copper ores	102		06/88	109.4	122.1	127.9	-5.3	4.8
Copper ores	1021		06/88	109.4	122.1	127.9	-5.3	4.8
Primary products		1021-P	06/88	111.0	124.9	131.1	-5.3	5.0
Copper concentrates, copper precipitates, and crude copper ores		1021-3	06/88	111.0	124.9	131.1	-5.3	5.0
Copper concentrates		1021-302	06/88	108.3	123.8	131.2	-6.1	6.0
Gold and silver ores	104		12/84	80.0	79.2	83.8	7.0	5.8
Gold ores	1041		06/85	112.0	106.9	116.9	6.2	9.4
Primary products		1041-P	06/85	112.0	106.9	116.9	6.2	9.4
Gold mill bullion, including dore		1041-4	06/85	114.3	109.1	119.3	6.1	9.3
Gold mill bullion, including dore		1041-401	06/85	114.3	109.1	119.3	6.1	9.3
Silver ores	1044		12/83	61.9	(3)	65.4	9.5	(3)
Primary products		1044-P	12/83	61.9	(3)	65.4	9.5	(3)
Metal mining services	108		12/85	108.7	108.7	108.7	.6	0
Metal mining services	1081		12/85	108.7	108.7	108.7	.6	0
Primary products		1081-P	12/85	109.0	109.0	109.0	.5	0
Prospect and test drilling		1081-803	12/85	111.9	111.9	111.9	0	0
Miscellaneous metal ores	109		12/85	50.7	54.7	72.3	32.7	32.2
Metal ores, n.e.c.	1099		12/85	137.9	138.9	139.4	13.1	.4
Primary products		1099-P	12/85	137.9	139.4	139.4	13.1	0
Metal ores, n.e.c.		1099-1	12/85	(3)	139.4	139.4	(3)	0
Other crude ores and concentrates, such as antimony, rare-earth metals, beryllium, and tin		1099-103	12/85	132.8	135.3	133.3	34.8	-1.5
Anthracite mining	11		12/85	103.6	104.2	104.0	1.3	-.2
Anthracite	1111		12/79	156.0	156.9	156.7	1.4	-.1
Primary products		1111-P	12/79	157.5	157.0	156.8	1.1	-.1
Prepared anthracite shipped		1111-2	12/79	156.7	157.6	157.4	1.4	-.1
Bituminous coal and lignite mining	12		12/85	97.0	96.4	96.4	1.8	0
Bituminous coal and lignite	1211		12/81	101.0	100.4	100.4	1.8	0
Primary products		1211-P	12/81	101.5	100.8	100.9	.7	.1
Prepared		1211-A	12/81	100.1	99.4	99.3	2.1	-.1
Steam electric utilities		1211-2	12/81	106.9	105.2	105.7	2.2	.5
North Appalachia		1211-211	12/81	103.1	101.8	101.9	4.2	.1
Spot		1211-2118	12/81	102.4	99.5	99.1	5.0	-.4
Surface mine		1211-21182	12/86	112.6	109.2	108.6	7.5	-.5
Contract		1211-2119	12/81	102.7	101.7	101.9	4.0	.2
Underground mine		1211-21191	12/86	95.8	94.2	94.6	3.8	.4
Surface mine		1211-21192	12/86	101.3	101.5	101.5	4.4	0
South Appalachia		1211-212	12/81	100.1	101.0	100.9	2.4	-.1
Spot		1211-2128	05/82	83.3	87.5	86.8	6.6	-.8
Underground mine		1211-21281	12/86	98.9	107.9	106.5	12.5	-1.3
Contract		1211-2129	12/81	102.8	103.2	103.2	1.9	0
Underground mine		1211-21291	12/86	102.4	103.8	103.6	1.4	-.2
Surface mine		1211-21292	12/86	104.5	103.5	103.7	2.5	.2
Midwest		1211-213	12/81	102.0	102.8	101.2	.2	-1.6
Spot		1211-2138	12/81	89.1	87.8	87.8	5.0	0
Surface mine		1211-21382	12/86	71.0	69.5	69.5	3.6	0
Contract		1211-2139	12/81	103.3	104.3	102.6	-.2	-1.6
Underground mine		1211-21391	12/86	95.7	96.3	96.3	1.3	0
Surface mine		1211-21392	12/86	93.5	94.5	92.4	-.8	-2.2
West		1211-214	12/81	121.3	114.0	117.4	1.8	3.0
Contract		1211-2149	12/81	122.3	114.8	118.2	1.9	3.0
Underground mine		1211-21491	12/86	101.5	100.9	102.9	6.0	2.0
Surface mine		1211-21492	12/86	104.8	97.1	100.1	.8	3.1

See footnotes at end of table.

Digitized for FRASER
http://fraser.stlouisfed.org/
Federal Reserve Bank of St. Louis

Table 5. Producer price indexes for the net output of selected industries and their products—Continued

Industry and product[1]	Industry code	Product code	Index base	Index			Unadjusted percent change to Sep. 1990 from —	
				May 1990[2]	Aug. 1990[2]	Sep. 1990[2]	Sep. 1989	Aug. 1990
Bituminous coal and lignite—Continued								
Metallurgical/coke producer		1211-3	12/81	83.3	83.9	83.8	4.4	-0.1
Spot		1211-3168	12/86	106.2	104.6	102.8	6.7	-1.7
Contract		1211-3169	12/86	100.3	101.3	101.5	3.9	.2
All other industrial		1211-4	12/81	92.6	92.7	92.6	2.2	-.1
North Appalachia		1211-411	12/81	85.1	85.1	85.1	1.8	0
Spot		1211-4118	06/85	82.6	82.6	82.6	8.5	0
Contract		1211-4119	12/81	85.1	85.1	85.1	.5	0
South Appalachia		1211-412	12/81	90.8	91.1	91.0	3.5	-.1
Spot		1211-4128	12/84	84.5	84.8	84.1	-.2	-.8
Contract		1211-4129	12/81	93.3	93.6	93.6	4.0	0
Midwest		1211-413	12/81	105.5	105.5	105.5	1.7	0
Spot		1211-4138	06/85	102.7	102.7	102.7	0	0
Contract		1211-4139	12/81	103.7	103.7	103.7	1.9	0
West		1211-414	05/84	87.1	87.0	86.9	-.2	-.1
Spot		1211-4148	12/86	104.4	104.5	104.3	9.0	-.2
Export		1211-6	04/82	67.5	70.7	67.8	1.0	-4.1
Unprepared		1211-1	12/81	107.2	106.3	106.2	-.5	-.1
For preparation at other establishments		1211-101	12/81	104.9	102.1	(3)	(3)	(3)
For use without preparation		1211-102	12/81	110.5	110.8	110.5	1.1	-.3
Intracompany shipments		1211-8	12/86	95.4	95.0	96.6	-4.5	1.7
Bituminous coal and lignite mining services	1213		06/85	107.0	108.0	107.5	1.7	-.5
Primary services		1213-P	06/85	107.0	108.0	107.5	1.7	-.5
Exploration and development work		1213-1	06/85	108.0	109.1	109.1	4.5	0
Drilling		1213-12	06/85	106.3	107.6	107.6	5.0	0
Other bituminous coal and lignite mining services		1213-3	06/85	91.4	91.4	91.4	.2	0
Oil and gas extraction	13		12/85	73.8	80.9	89.3	17.8	10.4
Crude petroleum and natural gas	131		06/84	67.1	76.1	85.0	22.8	11.7
Crude petroleum and natural gas	1311		06/84	67.1	76.1	85.0	22.8	11.7
Primary products		1311-P	06/84	67.1	76.1	85.1	23.0	11.8
Crude petroleum		1311-1	06/84	59.3	81.6	98.2	60.5	20.3
Natural gas		1311-5	06/84	75.3	70.3	71.2	-8.2	1.3
Sales to interstate pipelines		1311-53201	06/84	65.8	62.0	60.5	-16.6	-2.4
Sales to intrastate pipelines		1311-53202	06/84	104.0	95.7	103.8	11.4	8.5
Natural gas liquids	132		06/84	70.6	70.1	74.6	3.5	6.4
Natural gas liquids	1321		06/84	70.6	70.1	74.6	3.5	6.4
Primary products		1321-P	06/84	70.5	70.0	74.5	3.5	6.4
Natural gas liquids		1321-2	06/84	52.4	69.1	87.4	72.7	26.5
Plant condensate		1321-211	06/84	56.8	54.9	84.8	54.5	54.5
Ethane		1321-215	06/84	46.4	68.8	88.8	86.6	29.1
Natural gasoline		1321-222	06/84	60.2	70.1	92.6	69.3	32.1
Propane		1321-231	06/84	50.7	79.9	91.6	89.3	14.6
Butane		1321-232	06/84	47.9	60.0	79.9	63.4	33.2
Gas mixtures		1321-234	06/84	57.9	60.1	80.5	45.6	33.9
Other natural gas liquids		1321-298	06/84	71.6	60.2	77.6	26.6	28.9
Oil and gas field services	138		12/85	95.0	95.6	95.7	4.7	.1
Drilling oil and gas wells	1381		12/85	90.1	90.6	91.1	3.9	.6
Primary products		1381-P	12/85	89.9	90.3	90.8	3.9	.6
Offshore drilling		1381-7	12/85	90.0	93.0	93.3	17.7	.3
Drilling oil, gas, dry and service wells		1381-701	12/85	90.0	93.0	93.3	17.7	.3
Onshore drilling		1381-9	12/85	89.8	89.8	90.4	1.7	.7
Drilling oil, gas, dry and service wells		1381-901	12/85	89.7	89.7	90.3	1.7	.7
Oil and gas exploration services	1382		12/85	70.1	70.1	(3)	(3)	(3)
Primary products		1382-P	12/85	68.9	68.9	(3)	(3)	(3)
Geophysical exploration		1382-801	12/85	68.9	68.9	(3)	(3)	(3)
Land		1382-80101	12/85	69.6	69.6	(3)	(3)	(3)
Oil and gas field services, n.e.c.	1389		12/85	103.9	104.7	104.5	5.9	-.2
Primary products		1389-P	12/85	104.4	105.2	105.0	5.8	-.2
Offshore field services, n.e.c.		1389-7	12/85	102.7	102.7	102.7	1.8	0
Other oil and gas field services		1389-736	12/85	90.9	(3)	90.9	0	(3)
Onshore field services, n.e.c.		1389-9	12/85	104.7	105.7	105.5	6.8	-.2
Cementing wells		1389-901	12/85	109.2	110.0	110.5	6.6	.5
Acidizing and other chemical treatment of wells, excluding hydraulic fracturing		1389-902	12/85	128.8	130.3	129.9	5.5	-.3
Running, cutting, and pulling casing, tubes and rods		1389-914	12/85	99.4	99.5	99.5	4.4	0
installing production equipment, such as wellhead fittings, pumps, and engines		1389-915	12/85	97.9	(3)	97.9	0	(3)
Cleaning out, bailing out, or swabbing wells		1389-925	12/85	95.0	94.2	94.4	4.9	.2
Other oil and gas field services		1389-936	12/85	95.7	96.9	96.8	2.2	-.1
Secondary products and miscellaneous receipts		1389-SM						
Secondary products		1389-S	12/85	96.0	96.0	96.0	6.1	0
Drilling oil and gas wells		1381-S	12/85	94.9	(3)	94.9	4.3	(3)

See footnotes at end of table.

Digitized for FRASER
http://fraser.stlouisfed.org/
Federal Reserve Bank of St. Louis

Table 5. Producer price indexes for the net output of selected industries and their products—Continued

Industry and product[1]	Industry code	Product code	Index base	Index			Unadjusted percent change to Sep. 1990 from —	
				May 1990[2]	Aug. 1990[2]	Sep. 1990[2]	Sep. 1989	Aug. 1990
Mining and quarrying of non-metallic minerals, except fuels	14		12/84	113.8	114.0	114.3	3.0	0.3
Dimension stone	141		06/85	113.2	113.4	113.4	1.3	.0
Dimension stone	1411		06/85	113.2	113.4	113.4	1.3	0
Primary products		1411-P	06/85	113.3	113.6	113.6	1.5	0
Rough dimension limestone		1411-101	06/85	120.5	121.8	121.8	2.2	0
Rough dimension granite		1411-501	06/85	110.8	110.8	110.8	1.7	0
Other rough dimension stone		1411-901	06/85	110.5	110.5	110.5	.5	0
Secondary products and miscellaneous receipts		1411-SM						
Secondary products		1411-S	06/89	101.1	100.7	101.4	-.7	.7
Crushed and broken stone, including riprap	142		12/84	116.5	115.6	115.8	1.6	.2
Crushed and broken limestone	1422		12/83	119.2	119.0	119.1	1.9	.1
Primary products		1422-P	12/83	120.3	120.0	120.2	1.8	.2
North Central region		1422-1	06/89	102.5	102.8	102.7	2.4	-.1
East North Central division		1422-112	12/83	121.3	121.8	121.6	3.4	-.2
West North Central division		1422-113	12/83	117.3	117.3	117.3	.6	0
Other regions		1422-2	12/83	121.5	121.0	121.2	1.6	.2
South region		1422-21	06/89	101.6	101.0	101.1	1.5	.1
South Atlantic division		1422-211	06/89	102.2	101.1	101.2	1.8	.1
East South Central division		1422-212	06/89	101.6	101.5	101.7	1.9	.2
West South Central division		1422-213	06/89	100.0	100.2	100.2	.2	0
Northeast region		1422-22	06/89	102.4	102.3	102.9	3.1	.6
Secondary products and miscellaneous receipts		1422-SM						
Secondary products		1422-S	12/83	102.6	102.8	102.8	1.0	0
Crushed and broken granite, n.e.c.	1423		12/83	125.6	125.7	125.7	4.4	0
Primary products		1423-P	12/83	125.6	125.7	125.8	4.4	.1
Granite and related rocks		1423-111						
South Atlantic region		1423-11101	12/83	129.3	129.6	129.6	6.0	0
Other regions		1423-11102	12/83	114.2	113.6	113.8	-1.6	.2
Crushed and broken stone, n.e.c.	1429		12/83	125.0	120.6	121.6	-1.5	.8
Primary products		1429-P	12/83	125.4	120.7	121.9	-1.5	1.0
Traprock		1429-11111	12/83	126.2	118.4	118.8	-5.0	.3
Sandstone		1429-11112	12/83	108.1	108.1	108.1	-.9	0
Other, (slate, volcanic rock, etc.)		1429-11114	12/83	139.6	139.4	144.4	8.2	3.6
Secondary products and miscellaneous receipts		1429-SM						
Secondary products		1429-S	12/83	119.2	119.2	119.2	.3	0
Sand and gravel	144		12/84	119.5	120.1	120.4	3.5	.2
Construction sand and gravel	1442		06/82	126.7	127.5	127.8	3.1	.2
Primary products		1442-P	06/82	127.3	128.1	128.2	3.0	.1
Construction sand		1442-3	06/82	130.6	131.3	131.5	3.9	.2
Northeastern Region		1442-3A	06/82	144.8	144.0	143.6	1.1	-.3
New England		1442-31	06/82	174.3	172.2	172.2	-.4	0
Mid-Atlantic		1442-32	06/82	136.1	136.1	135.3	2.1	-.6
North Central Region		1442-3B	06/82	124.3	123.7	123.4	1.8	-.2
East North Central		1442-33	06/82	128.9	128.1	128.5	2.7	.3
West North Central		1442-34	06/82	114.9	114.6	113.2	-.1	-1.2
Southern Region		1442-3C	06/82	119.2	120.7	121.9	6.6	1.0
South Atlantic		1442-35	06/82	133.6	133.6	136.2	4.1	1.9
East South Central		1442-36	06/82	102.8	102.8	102.8	.4	0
West South Central		1442-37	06/82	103.7	106.7	107.3	11.7	.6
Western Region		1442-3D	06/82	141.0	142.5	142.5	4.6	0
Mountain		1442-38	06/82	90.0	90.6	90.6	.9	0
Pacific		1442-39	06/82	155.1	157.0	156.9	5.9	-.1
Construction gravel		1442-5	06/82	124.5	125.4	125.5	2.2	.1
Northeastern Region		1442-5A	06/82	135.9	135.9	135.1	-3.2	-.6
New England		1442-51	06/82	148.5	148.5	149.5	-8.3	.7
Mid-Atlantic		1442-52	06/82	126.3	126.3	124.5	.9	-1.4
North Central Region		1442-5B	06/82	129.9	130.6	130.7	3.9	.1
East North Central		1442-53	06/82	134.2	134.3	134.6	3.8	.2
West North Central		1442-54	06/82	119.0	120.7	120.5	4.2	-.2
Southern Region		1442-5C	06/82	119.4	119.4	120.3	1.6	.8
South Atlantic		1442-55	06/82	134.2	134.2	134.2	1.6	0
East South Central		1442-56	06/82	107.7	107.9	107.9	.8	0
West South Central		1442-57	06/82	113.4	113.4	115.3	2.1	1.7
Western Region		1442-5D	06/82	116.0	118.1	118.0	3.8	-.1
Mountain		1442-58	06/82	105.3	105.9	105.9	.1	0
Pacific		1442-59	06/82	121.2	124.1	123.9	5.6	-.2
Secondary products and miscellaneous receipts		1442-SM						
Miscellaneous receipts		1442-M	06/82	150.8	150.8	150.8	8.4	0
Contract work and other miscellaneous receipts		1442-XY9	06/82	137.2	137.2	137.2	8.5	0
Secondary products		1442-S	06/82	105.3	104.5	108.7	3.5	4.0
Industrial sand	1446		06/82	119.1	119.3	119.6	5.9	.3

See footnotes at end of table.

Digitized for FRASER
http://fraser.stlouisfed.org/
Federal Reserve Bank of St. Louis

Table 5. Producer price indexes for the net output of selected industries and their products—Continued

Industry and product[1]	Industry code	Product code	Index base	Index			Unadjusted percent change to Sep. 1990 from —	
				May 1990[2]	Aug. 1990[2]	Sep. 1990[2]	Sep. 1989	Aug. 1990
Industrial sand—Continued								
Primary products		1446-P	06/82	118.8	119.0	119.3	6.1	0.3
Glass sand		1446-1	06/82	119.6	120.0	120.0	8.3	0
Molding sand		1446-5	06/82	130.7	130.7	131.5	3.3	.6
Other industrial sand, n.e.c.		1446-9	06/82	107.8	107.8	108.3	4.4	.5
Abrasive sand, including blast sand		1446-90101	06/82	125.0	(3)	(3)	(3)	(3)
Other industrial sand, n.e.c.		1446-90109	06/82	126.5	126.5	127.5	4.9	.8
Clay, ceramic, and refractory minerals	145		12/84	109.8	109.8	109.5	.7	-.3
Kaolin and ball clay	1455		06/84	112.2	112.2	111.6	-.1	-.5
Primary products		1455-P	06/84	112.3	112.3	111.7	-.1	-.5
Prepared kaolin and ball clay		1455-201	06/84	112.4	112.4	111.8	-.1	-.5
Clay and related minerals, n. e. c	1459		06/84	118.6	118.7	118.8	4.9	.1
Primary products		1459-P	06/84	118.3	118.4	118.4	4.9	0
Bentonite		1459-1	06/84	95.4	95.7	95.7	-.4	0
Prepared bentonite		1459-113	06/84	95.4	95.4	95.4	-.6	0
Fire clay		1459-2	12/84	(3)	98.7	98.7	(3)	0
Crude fire clay		1459-212	12/84	(3)	118.8	118.8	(3)	0
Prepared fire clay		1459-213	06/90	(3)	100.0	100.0	(3)	0
Feldspar		1459-6	06/84	(3)	118.0	118.0	(3)	0
Common clay and shale		1459-7	06/84	123.2	123.2	123.3	7.7	.1
Crude		1459-711	06/84	(3)	129.5	129.5	(3)	0
Prepared		1459-721	06/84	122.5	122.5	122.6	6.1	.1
Other clay and related minerals		1459-9	06/84	114.1	114.1	114.1	3.1	0
Prepared		1459-921	06/84	114.5	114.5	114.5	3.2	0
Secondary products and miscellaneous receipts		1459-SM						
Secondary products		1459-S	06/84	125.2	125.2	125.2	6.9	0
Chemical and fertilizer mineral mining	147		12/84	106.8	107.7	108.0	5.1	.3
Potash, soda, and borate minerals	1474		12/84	116.2	117.6	116.6	2.8	-.9
Primary products		1474-P	12/84	116.1	117.5	116.5	2.8	-.9
Processed or refined potassium salts		1474-201	12/84	114.3	110.8	109.4	1.7	-1.3
Natural sodium carbonates		1474-301	12/84	122.6	127.2	127.5	4.3	.2
Phosphate rock	1475		12/82	96.1	95.8	95.8	7.2	0
Primary products		1475-P	12/82	96.4	96.1	96.1	7.1	0
Processed phosphate rock		1475-2	12/82	96.5	96.2	96.2	7.4	0
Washed or concentrated phosphate rock		1475-201	12/82	85.4	84.9	84.9	4.3	0
Dried phosphate rock		1475-206	12/82	99.6	99.5	99.5	12.4	0
66% and up to but not including 70% BPL		1475-20602	12/82	78.3	78.1	78.1	8.2	0
Chemical and fertilizer mineral mining, n.e.c.	1479		12/89	99.9	101.8	105.0	(3)	3.1
Primary products		1479-P	12/89	99.5	101.6	105.0	(3)	3.3
Barite		1479-1	12/84	79.9	79.9	79.9	1.3	0
Prepared barite		1479-122	12/84	75.3	75.3	75.3	1.5	0
Rock salt		1479-3	12/84	109.1	108.6	112.8	5.4	3.9
Northern region rock salt		1479-333	12/84	96.8	(3)	(3)	(3)	(3)
Chemical and fertilizer mineral mining, n.e.c.		1479-9	12/89	103.2	103.4	103.4	(3)	0
Non-metallic minerals (except fuels) services	148		06/85	102.3	102.2	102.2	-.4	0
Non-metallic minerals (except fuels) services	1481		06/85	102.3	102.2	102.2	-.4	0
Primary products		1481-P	06/85	103.0	102.9	102.9	.7	0
Drilling		1481-803	06/85	108.4	108.4	108.4	3.6	0
Other drilling including blasting		1481-80302	06/85	108.4	108.4	108.4	3.6	0
Open-pit or quarry mining for others		1481-804	06/85	80.5	79.9	79.9	.4	0
Miscellaneous nonmetallic minerals, except fuels	149		12/84	116.9	118.1	118.7	2.2	.5
Gypsum mining	1492		12/84	101.9	108.7	108.7	5.6	0
Primary products		1492-P	12/84	101.9	108.7	108.7	5.6	0
Crushed, ground, screened, or dried gypsum		1492-201	12/84	101.8	(3)	108.9	5.8	(3)
Talc, soapstone, and pyrophyllite	1496		06/85	111.3	112.2	111.9	5.0	-.3
Primary products		1496-P	06/85	111.3	112.2	111.9	5.0	-.3
Miscellaneous nonmetallic minerals	1499		06/85	109.4	110.0	110.8	1.3	.7
Primary products		1499-P	06/85	109.3	110.1	110.8	1.4	.6
Peat		1499-501	06/85	109.1	109.1	109.1	1.4	0
Other nonmetallic minerals, n.e.c.		1499-988	06/85	118.2	120.0	119.5	2.8	-.4
Secondary products and miscellaneous receipts		1499-SM						
Secondary products		1499-S	06/85	111.2	109.5	109.5	2.8	0
Total manufacturing industries			12/84	113.1	114.6	116.2	5.7	1.4
Food and kindred products	20		12/84	116.9	117.3	116.9	4.0	-.3
Meat products	201		12/84	120.2	120.3	118.6	7.5	-1.4

See footnotes at end of table.

Digitized for FRASER
http://fraser.stlouisfed.org/
Federal Reserve Bank of St. Louis

Table 5. Producer price indexes for the net output of selected industries and their products—Continued

Industry and product[1]	Industry code	Product code	Index base	Index			Unadjusted percent change to Sep. 1990 from —	
				May 1990[2]	Aug. 1990[2]	Sep. 1990[2]	Sep. 1989	Aug. 1990
Meat packing plants	2011		12/80	122.9	122.9	119.4	10.0	-2.8
Primary products		2011-P	12/80	125.3	124.8	120.6	10.0	-3.4
Miscellaneous byproducts of meatpacking plants, except sausage casings		2011-C	12/80	88.2	80.8	76.9	-24.4	-4.8
Edible tallow and stearin		2011-C41	12/80	81.2	74.4	70.7	-11.4	-5.0
Beef, not canned or made into sausage		2011-1	12/80	116.3	115.8	112.9	6.2	-2.5
Whole carcass beef		2011-112	12/80	122.3	123.6	120.6	7.9	-2.4
USDA choice beef carcasses		2011-11202	12/80	118.6	116.3	117.0	12.7	.6
Other USDA graded and ungraded beef carcasses		2011-11205	12/88	116.1	122.2	114.5	1.8	-6.3
Primal and fabricated beef cuts		2011-117	12/80	105.5	104.3	101.2	4.0	-3.0
Boneless beef, including hamburger		2011-131	12/80	110.2	103.9	101.5	1.5	-2.3
Variety meats (edible organs)		2011-151	12/80	80.9	68.0	73.0	18.9	7.4
Pork, fresh and frozen		2011-4	12/80	142.6	139.3	130.8	20.3	-6.1
Whole carcass pork		2011-412	12/88	172.8	155.8	147.4	22.6	-5.4
Primal and fabricated cuts (incl trimmings)		2011-417	12/80	135.7	133.7	125.9	20.1	-5.8
Variety meats (fresh edible organs)		2011-451	12/80	146.4	135.2	117.6	22.5	-13.0
Lard		2011-5	12/80	91.0	103.6	93.0	-8.7	-10.2
Lard, commercial sizes (over 3 lbs.)		2011-517	12/80	89.4	101.7	91.3	-8.8	-10.2
Pork, processed or cured (not canned or made into sausage)		2011-6	12/80	119.2	125.8	120.5	24.2	-4.2
Hams and picnics, except canned		2011-631	12/80	112.5	122.2	122.8	21.6	.5
Sliced bacon		2011-641	12/80	134.1	138.1	124.3	32.4	-10.0
Sausage and similar products (not canned)		2011-7	12/80	125.7	129.7	128.7	11.8	-.8
Fresh sausage		2011-711	12/80	147.2	146.6	145.4	15.6	-.8
Frankfurters or wieners		2011-721	12/80	122.6	127.5	126.3	6.2	-.9
Other sausage, smoked or cooked		2011-735	12/80	118.0	122.5	121.2	12.0	-1.1
Hides, skins, and pelts		2011-9	12/80	202.9	188.9	182.7	-3.3	-3.3
Cattle hides, except kip		2011-912	12/80	204.8	190.6	184.3	-3.4	-3.3
Other hides, skins, and pelts, except kip		2011-997	12/80	94.2	94.2	94.2	7.4	0
Secondary products and miscellaneous receipts		2011-SM						
Miscellaneous receipts		2011-M	12/80	108.1	114.3	116.7	11.2	2.1
Resales		2011-Z89	12/80	107.7	113.8	116.2	11.2	2.1
Secondary products		2011-S	12/80	89.9	92.8	91.1	18.2	-1.8
Sausages and other prepared meats	2013		12/82	112.1	115.2	114.2	9.8	-.9
Primary products		2013-P	12/82	109.7	112.9	112.3	11.0	-.5
Portion control and miscellaneous processed, frozen, or cooked meats		2013-B	12/82	122.0	124.1	125.2	7.3	.9
Frozen ground meat patties		2013-B11	12/88	113.2	111.6	113.9	6.4	2.1
Frozen portion control other than ground meat patties		2013-B13	12/88	107.2	113.2	114.3	8.9	1.0
Miscellaneous processed, frozen, or cooked meats		2013-B19	12/88	110.8	113.1	112.8	6.9	-.3
Pork, processed or cured, including frozen (not canned or made into sausage)		2013-6	12/82	87.4	91.1	89.2	17.5	-2.1
Hams and picnics, except canned		2013-631	12/82	95.5	103.2	102.6	18.9	-.6
Sliced bacon		2013-641	12/82	77.2	77.6	73.1	19.6	-5.8
Other smoked pork		2013-652	12/88	112.0	115.3	109.3	7.4	-5.2
Boiled ham, barbecued pork, and other cooked pork, except canned meats and sausage		2013-661	12/82	90.0	92.8	92.8	14.1	0
Sausages and similar products (not canned)		2013-7	12/82	118.5	121.2	120.5	10.2	-.6
Fresh sausage, pork sausage, breakfast links, etc.		2013-711	12/82	118.9	119.9	120.4	13.2	.4
Dry and semidry sausage (salami, cervelat, summer sausage, pepperoni, pork roll, etc.)		2013-717	12/82	118.0	121.1	120.8	10.2	-.2
Frankfurters and wieners		2013-721	12/82	113.4	118.8	117.5	9.4	-1.1
Other sausage, smoked or cooked (bologna, liverwurst, Polish sausage, luncheon meats, etc.)		2013-735	12/82	122.1	123.6	122.4	9.2	-1.0
Canned meats (except dog and cat food) containing 20-percent or more meat		2013-8	12/82	104.6	110.8	111.2	9.6	.4
Other canned meats		2013-898	12/82	108.4	114.9	115.2	9.7	.3
Secondary products and miscellaneous receipts		2013-SM						
Miscellaneous receipts		2013-M	12/82	123.2	125.4	122.2	3.8	-2.6
Resales		2013-Z89	12/82	122.0	124.1	121.0	3.6	-2.5
Secondary products		2013-S	12/82	125.5	128.4	125.5	6.6	-2.3
Poultry dressing, poultry and egg processing	2018		12/81	122.9	118.8	121.9	-2.4	2.6
Primary products		2018-P	12/81	123.3	119.3	122.5	-2.5	2.7
Young chicken		2018-1	12/81	126.4	118.8	123.0	-4.7	3.5
Bulk broilers/wet ice pack		2018-133	12/81	127.6	120.4	126.9	-3.0	5.4
Grade A bulk whole broilers/wet ice pack		2018-13301	12/81	129.8	121.4	127.7	-5.7	5.2
Other wet ice bulk broilers, including parts		2018-13398	12/81	124.4	119.0	125.7	1.5	5.6
Tray pack broilers		2018-136	12/81	122.6	107.3	106.9	-11.7	-.4
Other broilers including frozen		2018-139	12/81	128.5	129.0	127.4	-2.3	-1.2
Turkeys		2018-3	12/81	116.4	122.9	125.0	11.1	1.7
Young turkeys		2018-323	12/81	118.2	124.9	126.8	11.2	1.5
Hens, whole, Grade A frozen		2018-32301	12/81	109.5	118.3	120.8	20.3	2.1
Toms, whole, Grade A frozen		2018-32302	12/81	113.8	121.1	121.8	3.8	.6
Other young turkey		2018-32398	12/81	131.9	135.7	137.9	9.9	1.6
Processed poultry and small game		2018-5	12/81	126.8	126.3	126.9	0	.5
Turkey, cooked or smoked		2018-521	12/81	126.5	127.0	127.5	1.3	.4
Chicken, cooked or smoked		2018-523	12/81	122.1	120.1	120.9	-2.8	.7
Liquid, dried and frozen eggs		2018-9	12/81	108.2	106.5	106.2	-12.7	-.3
Dried whole eggs		2018-915	12/81	92.7	93.5	93.5	-9.6	0
Frozen or liquid whole eggs		2018-955	12/81	103.3	94.6	87.3	-18.5	-7.7
Secondary products and miscellaneous receipts		2018-SM						
Secondary products		2018-S	12/81	118.0	114.0	114.2	4.4	.2

See footnotes at end of table.

Digitized for FRASER
http://fraser.stlouisfed.org/
Federal Reserve Bank of St. Louis

Table 5. Producer price indexes for the net output of selected industries and their products—Continued

Industry and product[1]	Industry code	Product code	Index base	Index			Unadjusted percent change to Sep. 1990 from —	
				May 1990[2]	Aug. 1990[2]	Sep. 1990[2]	Sep. 1989	Aug. 1990
Dairy products	202		12/84	112.6	115.6	115.5	5.0	-0.1
Creamery butter	2021		06/84	76.4	78.5	76.7	-16.8	-2.3
Primary products		2021-P	06/84	67.1	69.7	70.4	-21.1	1.0
Creamery butter		2021-1	06/84	67.1	69.7	70.4	-21.1	1.0
Bulk butter (> 3 lbs.)		2021-113	06/84	65.4	67.4	68.6	-21.6	1.8
Butter, consumer packages (< 3 lbs.)		2021-115	06/84	70.0	73.5	73.5	-20.2	0
Secondary products and miscellaneous receipts		2021-SM						
Secondary products		2021-S	06/84	107.4	107.8	97.9	-4.1	-9.2
Condensed and evaporated milk		2023-S	06/84	107.2	106.0	92.7	-7.8	-12.5
Natural and processed cheese	2022		06/81	109.5	114.4	113.8	2.4	-.5
Primary products		2022-P	06/81	114.2	119.7	118.6	3.5	-.9
Natural cheese, except cottage cheese		2022-1	06/81	110.7	115.6	113.8	2.3	-1.6
American-type cheese		2022-102	06/81	109.1	113.6	111.6	1.6	-1.8
Cheddar cheese		2022-10201	06/81	110.0	114.2	111.7	-.3	-2.2
Other American-type cheese		2022-10211	06/81	106.8	112.2	111.8	9.0	-.4
Italian-type cheese		2022-103	06/81	114.0	120.0	117.4	2.1	-2.2
Mozzarella cheese		2022-10301	06/81	116.3	123.0	119.6	.7	-2.8
Other Italian-type cheese		2022-10311	06/81	110.5	115.5	114.0	4.6	-1.3
Swiss cheese		2022-105	06/81	113.1	120.5	120.7	12.0	.2
Cream and neufchatel cheese		2022-107	06/81	123.7	124.7	125.1	.2	.3
Other natural cheese, except cottage		2022-111	06/81	107.6	112.1	113.0	3.5	.8
Processed cheese and related products		2022-2	06/81	118.4	125.3	125.4	5.4	.1
Processed cheese		2022-211	06/81	112.2	121.1	121.1	8.2	0
Cheese food		2022-213	06/81	133.2	138.5	138.7	.9	.1
Cheese spread		2022-215	06/81	121.9	122.0	121.7	.7	-.2
Other related processed cheese products		2022-219	06/81	116.2	117.5	117.8	3.5	.3
Secondary products and miscellaneous reciepts		2022-SM						
Miscellaneous receipts		2022-M	06/81	110.0	115.3	115.4	3.1	.1
Resales		2022-Z89	06/81	110.3	115.7	115.7	3.1	0
Secondary products		2022-S	06/81	80.5	81.0	81.5	-9.5	.6
Other secondary products		2022-SSS	06/81	137.3	137.3	137.3	1.6	0
Condensed and evaporated milk		2023-S	06/81	65.7	57.4	61.4	-2.5	7.0
Fluid milk		2026-S	06/81	76.5	80.2	79.6	-14.5	-.7
Condensed and evaporated milk	2023		12/83	120.9	123.1	119.4	2.2	-3.0
Primary products		2023-P	12/83	131.3	132.1	127.0	2.8	-3.9
Dry milk products		2023-1	12/83	126.5	127.2	120.3	2.0	-5.4
Other dry milk products, consumer-type packages (3 lbs. or less)		2023-129	02/84	162.5	162.5	162.5	6.5	0
Dry whey, bulk packaging (more than 3 lbs.)		2023-139	12/83	111.3	102.3	107.3	1.5	4.9
Dry whole milk, bulk packaging (more than 3 lbs.)		2023-142	12/83	109.2	117.0	114.7	4.1	-2.0
Nonfat dry milk, bulk packaging (more than 3 lbs.)		2023-143	12/83	122.1	123.1	103.9	-6.2	-15.6
Other food-grade dry milk products, bulk packaging (more than 3 lbs.)		2023-146	12/83	117.8	124.6	124.5	5.6	-.1
Feed-grade dry milk products, bulk packaging (more than 3 lbs.)		2023-151	12/83	103.0	97.6	96.4	-1.4	-1.2
Canned milk products, consumer-type can		2023-2	12/83	140.9	142.3	144.0	8.4	1.2
Evaporated milk, consumer-type can		2023-212	12/83	114.0	117.4	121.7	8.6	3.7
Condensed and evaporated milk products, shipped in bulk (barrels, drums and tanks)		2023-3	12/83	139.2	136.7	115.0	-12.5	-15.9
All other food-grade concentrated milk products, except ice cream mixes, shipped in bulk		2023-318	12/83	139.2	136.7	115.0	-12.5	-15.9
Secondary products and miscellaneous receipts		2023-SM						
Secondary products		2023-S	12/83	89.1	93.8	92.6	-6.7	-1.3
Creamery butter		2021-S	12/83	71.5	72.6	72.6	-21.0	0
Other secondary products		2023-SSS	12/83	138.4	145.5	144.8	4.9	-.5
Fluid milk and related products		2026-S	12/83	87.5	93.9	91.9	-1.9	-2.1
Ice cream and frozen desserts	2024		06/83	122.8	121.1	121.7	1.9	.5
Primary products		2024-P	06/83	121.6	121.1	121.5	2.7	.3
Ice cream and ices		2024-1	06/83	121.6	121.1	121.5	2.7	.3
Bulk ice cream and custard (3 gallons or more)		2024-114	06/83	132.5	132.9	133.9	2.0	.8
Bulk vanilla ice cream and custard (3 gallons or more)		2024-11401	06/83	118.3	108.2	110.3	-5.1	1.9
Other bulk ice cream and custard (3 gallons or more)		2024-11498	06/83	139.9	145.5	146.1	5.1	.4
Consumer-size ice cream and custard (16 oz. to less than 3 gallons)		2024-115	06/83	117.2	117.1	117.2	2.4	.1
Vanilla ice cream and custard in consumer size (16 oz. to less than 3 gallons)		2024-11501	06/83	119.7	119.2	119.6	2.7	.3
Other consumer-size ice cream and custard (16 oz. to less than 3 gallons)		2024-11598	06/83	115.9	115.9	115.9	2.2	0
Novelty forms of frozen desserts (any frozen dairy-type dessert less than 16 ounces)		2024-116	06/83	127.3	124.6	125.5	4.6	.7
Water ices (16 oz. size or larger)		2024-151	06/83	114.3	114.3	114.3	.6	0
Consumer-size ice milk (16 oz. to less than 3 gallons)		2024-184	06/83	104.1	104.6	105.3	2.7	.7
Consumer-size sherbet (16 oz. to less than 3 gallons)		2024-196	06/83	114.9	114.9	(3)	(3)	(3)
Secondary products and miscellaneous receipts		2024-SM						
Fluid milk	2026		12/82	119.1	122.4	123.6	9.4	1.0
Primary products		2026-P	12/82	115.6	119.4	120.2	9.4	.7
Packaged fluid milk and related products		2026-2	12/82	119.1	122.9	123.8	10.7	.7
Fluid whole milk, packaged		2026-212	12/82	118.3	122.4	123.2	11.1	.7
Fluid whole milk, packaged, Northeast region		2026-21200 G01	12/82	118.7	120.4	121.8	8.3	1.2

See footnotes at end of table.

Digitized for FRASER
http://fraser.stlouisfed.org/
Federal Reserve Bank of St. Louis

Table 5. Producer price indexes for the net output of selected industries and their products—Continued

Industry and product[1]	Industry code	Product code	Index base	Index			Unadjusted percent change to Sep. 1990 from —	
				May 1990[2]	Aug. 1990[2]	Sep. 1990[2]	Sep. 1989	Aug. 1990
Fluid milk—Continued								
Fluid whole milk, packaged, North Central region		2026-21200 G02	12/82	114.0	120.0	121.5	13.9	1.3
Fluid whole milk, packaged, Southern region		2026-21200 G03	12/82	123.2	129.2	129.6	12.9	.3
Fluid whole milk, packaged, Western region		2026-21200 G04	12/82	116.6	116.8	117.0	7.3	.2
Lowfat milk, 0.5 - 2.0% butterfat, packaged		2026-223	12/82	122.0	126.9	127.9	13.7	.8
Skim milk, packaged		2026-225	12/82	127.4	131.5	133.5	10.3	1.5
Cream, heavy, with more than 30% butterfat (whipping cream)		2026-232	12/82	92.4	(3)	86.3	-17.0	(3)
Sour cream and related products		2026-245	12/82	109.6	110.0	110.2	-.2	.2
Half and half and related products		2026-252	12/82	117.4	(3)	117.6	3.9	(3)
Cottage cheese (including farmers' cheese, pot cheese and bakers' cheese)		2026-3	12/82	131.1	136.6	136.5	12.0	-.1
Cottage cheese, manufactured and creamed at the establishment		2026-313	12/82	131.4	136.6	136.5	11.9	-.1
Buttermilk, chocolate drinks and other flavored milk products		2026-4	12/82	120.8	124.5	124.8	8.3	.2
Yogurt		2026-432	12/82	112.3	114.2	114.2	-.8	0
Buttermilk and related products		2026-434	12/82	123.6	126.0	126.0	9.7	0
Flavored milk drinks (chocolate milk, chocolate drink)		2026-435	12/82	123.9	128.9	129.7	12.5	.6
Secondary products and miscellaneous receipts		2026-SM						
Miscellaneous receipts		2026-M	12/82	123.0	124.8	131.9	10.7	5.7
Resales		2026-Z89	12/82	123.0	124.8	131.9	10.7	5.7
Secondary products		2026-S	12/82	118.7	119.4	117.6	2.4	-1.5
Creamery butter		2021-S	12/82	77.3	76.8	77.1	-12.3	.4
Cheese		2022-S	12/82	105.5	110.5	108.7	-.9	-1.6
Condensed and evaporated milk		2023-S	12/82	123.5	126.1	118.0	4.9	-6.4
Ice cream and frozen desserts		2024-S	12/82	118.3	118.7	118.8	.8	.1
Other secondary products		2026-SSS	12/82	142.5	139.6	143.4	9.4	2.7
Canned and preserved fruits and vegetables	203		12/84	120.3	120.9	120.6	4.6	-.2
Canned specialties	2032		12/82	133.8	134.0	133.2	2.8	-.6
Primary products		2032-P	12/82	136.8	136.5	135.5	2.8	-.7
Canned soups, except frozen or seafood		2032-2	12/82	152.3	150.0	147.5	2.3	-1.7
Canned dry beans		2032-3	12/82	125.4	126.0	126.0	1.4	0
Beans with pork (13.1 oz to 18 oz)		2032-373	12/82	138.9	138.9	138.9	0	0
Other canned dry beans, including chili con carne (13.1 oz to 18 oz)		2032-386	12/82	118.3	119.1	119.1	2.8	0
Other canned dry beans, including chili con carne (other sizes)		2032-391	12/82	112.7	114.6	115.0	3.0	.3
Canned specialty foods		2032-4	12/82	108.8	110.8	110.3	1.4	-.5
Spanish foods (Mexican rice, tortillas, enchiladas)		2032-493	12/82	132.0	140.2	140.2	6.5	0
Other canned specialties, including canned puddings (other than canned meats)		2032-498	12/82	114.9	115.7	115.4	-.7	-.3
Secondary products and miscellaneous receipts		2032-SM						
Secondary products		2032-S	12/82	125.6	125.7	125.7	1.5	0
Other secondary products		2032-SSS	12/82	117.8	118.0	117.9	1.6	-.1
Canned fruits and vegetables		2033-SSS	12/82	132.8	132.8	132.8	1.1	0
Canned fruits and vegetables	2033		06/81	130.3	129.6	130.4	.8	.6
Primary products		2033-P	06/81	129.6	128.6	129.3	.5	.5
Canned fruits, except baby food		2033-1	06/81	129.0	128.0	130.1	1.7	1.6
Apples		2033-112	06/81	114.4	115.0	115.0	1.3	0
Cherries, red pitted		2033-122	12/87	146.8	153.2	182.1	64.8	18.9
Cherries, sweet		2033-124	12/81	119.0	119.0	119.0	0	0
Fruit pie mixes		2033-162	06/81	105.8	105.8	120.6	12.6	14.0
Apple pie mix		2033-16261	12/87	107.8	107.8	113.8	5.3	5.6
Cherry pie mix		2033-16263	12/87	101.0	101.0	119.0	15.9	17.8
Applesauce		2033-171	06/81	126.0	122.5	123.6	-.9	.9
Olives, ripe and green ripe		2033-173	06/81	112.4	113.7	113.7	-4.1	0
Peaches, including spiced		2033-174	06/81	148.2	149.2	149.2	.3	0
Pears, including spiced		2033-175	06/81	132.3	123.7	126.8	-3.0	2.5
Canned vegetables, except hominy and mushrooms		2033-2	06/81	121.4	119.7	120.1	-5.1	.3
Fresh lima beans		2033-203	06/81	132.3	137.9	137.9	-.3	0
Beans, green and wax (including blue lake)		2033-207	06/81	116.0	114.5	116.3	-17.6	1.6
Beans, green and wax (excluding blue lake)		2033-20792	12/87	109.6	106.1	108.0	-16.1	1.8
Carrots		2033-215	06/81	138.6	141.6	140.3	.5	-.9
Vegetable combinations		2033-235	06/81	126.2	132.3	132.3	.2	0
Spinach		2033-255	06/81	115.2	116.7	116.7	1.3	0
Other leafy greens		2033-258	12/87	104.3	100.2	100.2	-1.4	0
White potatoes		2033-275	06/81	157.2	163.9	163.9	15.3	0
Sauerkraut		2033-276	06/81	160.4	(3)	(3)	(3)	(3)
Asparagus		2033-291	12/87	104.5	104.5	104.5	4.9	0
Beets		2033-293	06/81	134.7	139.5	138.8	2.6	-.5
Sweet corn, whole kernel		2033-294	06/81	99.3	96.7	99.0	-9.3	2.4
Sweet corn, cream style		2033-295	08/81	105.4	104.0	105.0	-5.7	1.0
Green peas		2033-296	06/81	116.6	115.2	115.1	-7.1	-.1
Tomatoes		2033-297	06/81	149.7	144.9	142.7	-.9	-1.5
Other canned vegetables		2033-299	12/87	105.6	105.6	107.4	2.9	1.7
Canned hominy and mushrooms		2033-3	06/81	131.3	128.6	128.4	4.0	-.2
Mushrooms		2033-321	06/81	130.1	127.5	127.2	3.9	-.2
Canned fruit juices, nectars, and concentrates		2033-4	06/81	139.5	140.1	139.7	5.1	-.3
Apple juice		2033-411	06/81	121.8	125.3	124.0	3.0	-1.0
Grape juice		2033-425	06/81	128.6	128.6	131.1	5.7	1.9
Pineapple juice		2033-428	06/81	138.3	138.3	138.3	5.2	0

See footnotes at end of table.

Digitized for FRASER
http://fraser.stlouisfed.org/
Federal Reserve Bank of St. Louis

Table 5. Producer price indexes for the net output of selected industries and their products—Continued

Industry and product[1]	Industry code	Product code	Index base	Index			Unadjusted percent change to Sep. 1990 from —	
				May 1990[2]	Aug. 1990[2]	Sep. 1990[2]	Sep. 1989	Aug. 1990
Canned fruits and vegetables—Continued								
Grapefruit juice		2033-431	06/81	128.7	128.7	128.7	-3.1	0
Other whole fruit juices and mixtures of whole fruit juices		2033-472	06/81	129.3	130.5	130.0	5.1	-.4
Fresh fruit juice to be refrigerated		2033-491	06/81	(3)	(3)	153.9	(3)	(3)
Orange juice, single strength		2033-492	06/81	162.1	162.1	160.9	10.7	-.7
Canned vegetable juices		2033-5	06/81	141.0	138.6	138.6	-1.6	0
Tomato juice		2033-515	06/81	144.1	139.7	139.7	-2.0	0
Catsup and other tomato sauces, etc.		2033-6	06/81	130.6	127.7	128.4	.6	.5
Tomato sauces		2033-614	06/81	136.3	137.8	140.8	9.1	2.2
Tomato sauces, 7.1- 10 oz. size		2033-61413	12/87	106.2	105.4	108.8	3.6	3.2
Tomato sauces, other sizes		2033-61419	12/87	111.5	113.3	115.5	10.6	1.9
Catsup		2033-621	06/81	126.7	122.9	121.9	-4.5	-.8
Catsup, 14- 32 oz. size		2033-62122	12/87	98.6	98.6	98.6	-3.3	0
Tomato paste		2033-662	06/81	125.6	117.9	117.9	-4.6	0
Tomato paste, all other sizes (incl. bulk)		2033-66264	12/87	126.2	117.5	117.5	-5.3	0
Tomato pulp and puree		2033-691	06/81	137.6	134.0	134.0	.5	0
Jams, jellies and preserves		2033-8	06/81	130.4	134.3	135.5	5.0	.9
Strawberry jams and preserves		2033-811	06/81	131.3	124.8	126.8	6.1	9.6
Other jams and preserves		2033-815	06/81	122.5	130.9	130.3	6.4	-.5
Grape jelly		2033-821	06/81	122.0	126.5	126.3	2.6	-.2
Other jellies		2033-825	06/81	148.2	152.6	149.4	5.1	-2.1
Secondary products and miscellaneous receipts		2033-SM						
Miscellaneous receipts		2033-M	06/81	85.0	91.4	91.4	4.7	0
Resales		2033-Z89	06/81	84.0	90.4	90.4	4.8	0
Secondary products		2033-S	06/81	145.3	145.6	147.0	2.3	1.0
Canned specialties		2032-S	06/81	127.7	129.0	128.3	5.1	-.5
Other secondary products		2033-SSS	06/81	129.3	129.4	132.0	5.0	2.0
Frozen fruits and vegetables		2037-S	06/81	178.8	178.7	179.8	-1.5	.6
Dried and dehydrated fruits, vegetables and soups	2034		12/82	148.2	148.0	146.8	13.7	-.8
Primary products		2034-P	12/82	150.0	149.7	148.4	14.4	-.9
Dried fruits and vegetables		2034-X	12/82	157.5	157.3	155.6	17.5	-1.1
Dried fruits		2034-1	12/82	101.9	101.7	101.6	1.7	-.1
Raisins		2034-113	12/82	91.1	(3)	90.6	1.6	(3)
Prunes		2034-115	12/82	119.6	119.6	119.6	4.4	0
Other fruits		2034-123	12/82	114.3	114.3	114.3	1.6	0
Dried vegetables		2034-2	12/82	207.7	207.4	204.2	26.2	-1.5
Potatoes (including flakes, granules, etc.)		2034-213	12/82	284.1	277.5	277.5	31.1	0
Onions		2034-237	12/82	100.8	(3)	102.6	12.7	(3)
Other vegetables		2034-241	12/82	103.7	(3)	103.7	9.6	(3)
Dried soups		2034-3	12/82	120.2	120.2	120.2	.9	0
Dried soups		2034-311	12/82	120.2	120.2	120.2	.9	0
Secondary products and miscellaneous receipts		2034-SM						
Secondary products		2034-S	12/82	124.2	124.2	124.2	4.0	0
Pickles, sauces and salad dressings	2035		06/81	141.8	145.7	146.4	8.5	.5
Primary products		2035-P	06/81	139.3	141.8	142.9	6.3	.8
Pickles and other pickled products		2035-2	06/81	144.1	150.7	151.9	7.9	.8
Fermented pickles		2035-212	12/86	122.4	129.1	128.9	7.9	-.2
Dill pickles		2035-21211	06/81	145.0	150.6	150.9	7.6	.2
Sweet pickles		2035-21215	06/81	150.6	164.9	163.3	8.8	-1.0
Other finished pickled produc		2035-233	06/81	145.2	146.9	154.0	8.1	4.8
Meat sauces		2035-3	06/81	150.2	150.2	150.2	2.2	0
Prepared mustard		2035-311	06/81	140.5	140.5	140.5	0	0
Other sauces		2035-351	06/81	155.5	155.5	155.5	3.5	0
Mayonnaise, salad dressings and sandwich spreads		2035-4	06/81	134.7	135.3	136.4	6.1	.8
Salad dressing		2035-411	06/81	138.5	139.3	139.3	5.8	0
Mayonnaise		2035-423	06/81	138.2	138.4	138.4	6.5	0
Secondary products and miscellaneous receipts		2035-SM						
Secondary products		2035-S	06/81	145.7	151.9	151.9	12.1	0
Canned fruits and vegetables		2033-S	10/83	132.8	132.4	132.4	15.9	0
Other secondary products		2035-SSS	06/81	147.4	154.5	154.5	12.2	0
Frozen fruits and vegetables	2037		06/81	141.9	140.9	138.9	9.0	-1.4
Primary production		2037-P	06/81	135.1	133.9	131.3	5.5	-1.9
Frozen fruits, juices and ades		2037-1	06/81	139.3	139.1	132.9	10.6	-4.5
Other frozen berries including raspberries		2037-164	04/89	102.4	108.0	108.0	8.7	0
Frozen orange juice		2037-179	06/81	148.7	149.7	139.5	11.8	-6.8
Frozen orange juice, over one gallon		2037-17901	06/81	154.4	154.7	145.5	14.5	-5.9
Frozen orange juice, 10.1 to 13 oz		2037-17903	06/81	147.4	147.4	137.9	5.8	-6.4
Frozen grapefruit juice		2037-183	07/81	148.9	144.5	148.8	14.4	3.0
Frozen grapefruit juice, 4.1 to 7 oz		2037-18301	07/81	137.4	140.9	140.5	18.3	-.3
Frozen grapefruit juice, all other sizes		2037-18302	07/81	150.8	145.1	150.2	13.8	3.5
Frozen lemonade		2037-189	06/81	125.9	128.2	128.2	17.4	0
Frozen lemonade, 10.1 to 13 oz		2037-18902	06/81	128.1	130.4	130.4	17.4	0
Frozen grape juice		2037-191	06/81	117.0	(3)	117.0	3.7	(3)
Frozen grape juice, 10.1 to 13 oz		2037-19102	06/81	119.2	(3)	119.2	3.7	(3)
Other frozen fruit and berry juice, concentrated		2037-195	06/81	130.6	129.2	129.4	11.1	.2
Frozen vegetables		2037-2	06/81	131.9	129.9	130.1	2.0	.2
Frozen green beans		2037-213	06/81	131.5	129.2	(3)	(3)	(3)

See footnotes at end of table.

Digitized for FRASER
http://fraser.stlouisfed.org/
Federal Reserve Bank of St. Louis

Table 5. Producer price indexes for the net output of selected industries and their products—Continued

Industry and product[1]	Industry code	Product code	Index base	Index			Unadjusted percent change to Sep. 1990 from —	
				May 1990[2]	Aug. 1990[2]	Sep. 1990[2]	Sep. 1989	Aug. 1990
Frozen fruits and vegetables—Continued								
Frozen brussels sprouts		2037-231	06/81	113.4	113.4	113.4	2.8	0.0
Frozen carrots		2037-233	06/81	129.1	(3)	(3)	(3)	(3)
Frozen cauliflower		2037-235	06/81	112.2	112.4	112.6	-.9	.2
Frozen succotash		2037-243	06/81	122.9	(3)	(3)	(3)	(3)
Other frozen combinations		2037-246	06/81	105.6	101.9	101.9	-3.0	0
Frozen french fried potatoes		2037-248	06/81	137.5	138.2	138.0	6.2	-.1
Frozen french fried potatoes, two lbs. and under		2037-24801	06/81	105.7	109.3	(3)	(3)	(3)
Frozen french fried potatoes, over two lbs.		2037-24802	06/81	144.0	144.1	143.9	5.7	-.1
Other frozen potato products		2037-249	06/81	113.4	112.0	112.4	.6	.4
Frozen sweet cut corn, yellow		2037-253	06/81	149.3	(3)	(3)	(3)	(3)
Frozen sweet cob corn, yellow		2037-255	06/81	140.2	145.1	(3)	(3)	(3)
Other frozen vegetables		2037-298	06/81	133.2	130.4	133.5	5.9	2.4
Secondary products and miscellaneous receipts		2037-SM						
Miscellaneous receipts		2037-M	06/81	(3)	(3)	(3)	(3)	(3)
Resales		2037-Z89	06/81	(3)	(3)	(3)	(3)	(3)
Secondary products		2037-S	06/81	128.2	128.3	130.0	11.0	1.3
Canned fruits and vegetables		2033-S	06/81	140.5	140.8	143.6	14.3	2.0
All other secondary products		2037-SSS	06/81	116.9	116.9	117.4	6.9	.4
Frozen specialties	2038		12/82	126.7	129.2	128.8	3.4	-.3
Primary products		2038-P	12/82	130.6	133.7	133.1	3.7	-.4
Frozen pies and other baked goods		2038-1	12/82	133.6	137.1	136.8	4.0	-.2
Frozen pies		2038-111	12/82	136.6	143.1	143.1	5.5	0
Sweet yeast goods incl. yeast raised donuts, sweet rolls,etc.		2038-113	12/82	128.1	127.5	127.5	.6	0
Soft cakes(pounds,layers,sheet, fruit,cheese,etc.)		2038-114	12/82	124.5	124.5	123.7	1.6	-.6
Other frozen baked goods(waffles, cookies,pastries,etc.)excl. bread and rolls		2038-118	12/82	139.8	142.3	141.4	5.0	-.6
Frozen dinners,beef,pork,poultry pies and nationality foods		2038-2	12/82	132.9	137.0	136.3	2.9	-.5
Frozen dinners		2038-225	12/82	154.2	161.0	159.5	1.6	-.9
Frozen pizza		2038-243	12/82	110.6	114.5	114.1	6.2	-.3
Frozen nationality food		2038-245	12/82	121.3	121.6	121.6	2.6	0
Other frozen specialties		2038-3	12/82	122.8	123.5	122.9	5.5	-.5
Frozen entrees		2038-313	12/82	121.6	121.6	121.6	3.1	0
Other frozen specialties		2038-318	12/82	124.0	125.4	124.3	8.1	-.9
Secondary products and miscellaneous receipts		2038-SM						
Secondary products		2038-S	12/82	126.7	126.5	126.8	3.5	.2
Other secondary products		2038-SSS	12/82	128.3	128.0	128.4	3.2	.3
Food preparations,n.e.c.		2099-SSS	12/82	155.9	(3)	(3)	(3)	(3)
Grain mill products	204		12/84	116.3	114.5	113.9	-1.6	-.5
Flour and other grain mill products	2041		06/83	108.1	96.2	95.1	-13.0	-1.1
Primary products		2041-P	06/83	107.3	95.1	94.0	-13.4	-1.2
Wheat flour		2041-1	06/83	107.9	92.7	91.8	-16.2	-1.0
Bakers' and institutional white bread-type flour shipped in bulk		2041-111	06/83	104.3	89.9	89.2	-17.6	-.8
Bakers' and institutional white bread-type flour shipped in containers		2041-113	06/83	101.6	92.9	88.8	-15.1	-4.4
Bakers' and institutional soft wheat flour shipped in bulk		2041-115	06/83	118.5	89.9	90.3	-23.2	.4
Bakers' and institutional soft wheat flour shipped in containers		2041-117	06/83	110.1	93.4	93.6	-22.5	.2
Family white flour 25lbs or more (incl all-purpose for domestic donation)		2041-123	06/83	127.9	116.0	116.1	-9.2	.1
Flour shipped for processing into other food products		2041-127	06/83	134.5	111.5	115.9	-13.4	3.9
Other wheat mill products		2041-2	06/83	89.3	80.2	80.9	-6.0	.9
Wheat mill feed		2041-213	06/83	88.3	78.6	79.4	-6.5	1.0
Corn mill products		2041-3	06/83	98.7	93.5	92.4	.5	-1.2
Whole cornmeal		2041-311	06/83	114.5	114.5	114.5	2.9	0
Corn grits and hominy		2041-321	06/83	96.3	89.1	86.9	-.9	-2.5
Other corn mill products (for human consumption)		2041-395	06/83	107.1	98.9	98.0	-4.1	-.9
Blended and prepared flour		2041-5	06/83	119.8	125.5	125.5	4.8	0
Secondary products and miscellaneous receipts		2041-SM						
Secondary products		2041-S	06/83	143.1	142.6	141.9	-.4	-.5
Cereal breakfast foods	2043		12/83	144.8	145.6	145.6	4.6	0
Primary products		2043-P	12/83	155.9	157.1	157.1	3.4	0
Ready to serve cereal breakfast foods		2043-1	12/83	155.8	156.6	156.6	2.8	0
Corn flakes and other corn breakfast foods		2043-111	12/83	154.5	154.5	154.5	0	0
Wheat flakes and other wheat breakfast foods		2043-112	12/83	154.4	157.2	157.2	6.3	0
Oat breakfast foods		2043-115	12/83	158.7	158.9	158.6	4.1	-.2
Rice breakfast foods		2043-117	12/83	149.8	149.8	149.8	.1	0
Preparations of other grains and mixed grains,incl. baby cereals		2043-119	12/83	163.9	163.9	163.9	2.9	0
To be cooked before serving cereal breakfast foods		2043-2	12/83	156.9	159.9	159.9	6.9	0
Farina and other wheat foods		2043-252	12/83	165.5	177.0	177.0	10.4	0
Rice milling	2044		06/84	96.2	93.9	91.3	-6.6	-2.8
Primary products		2044-P	06/84	95.0	93.6	90.7	-6.3	-3.1
Head rice		2044-1	06/84	98.2	96.9	93.8	-5.0	-3.2
Long grain milled rice		2044-101	06/84	100.2	99.1	96.7	-2.7	-2.4
Packed in 100-pound bags or more		2044-10103	06/84	92.7	90.8	85.8	-7.1	-5.5
Packed in 3-pound containers or less		2044-10105	06/84	114.3	114.3	118.9	8.2	4.0

See footnotes at end of table.

Digitized for FRASER
http://fraser.stlouisfed.org/
Federal Reserve Bank of St. Louis

Table 5. Producer price indexes for the net output of selected industries and their products—Continued

Industry and product[1]	Industry code	Product code	Index base	Index			Unadjusted percent change to Sep. 1990 from —	
				May 1990[2]	Aug. 1990[2]	Sep. 1990[2]	Sep. 1989	Aug. 1990
Rice milling—Continued								
Packed in all other containers		2044-10107	06/84	106.9	106.8	105.1	-2.2	-1.6
Medium grain milled rice		2044-103	06/84	101.3	98.8	92.7	-12.0	-6.2
Packed in 100-pound bags or more		2044-10303	06/84	93.0	88.6	77.9	-24.3	-12.1
Packed in all other containers		2044-10307	06/84	117.1	117.1	117.1	6.0	0
Other milled rice and byproducts		2044-2	06/84	71.4	68.8	67.5	-18.2	-1.9
All other milled rice and byproducts		2044-298	06/84	96.8	98.3	97.6	.2	-.7
Blended and prepared flour	2045		06/85	110.8	114.8	115.0	5.5	.2
Primary products		2045-P	06/85	109.6	114.1	114.3	5.9	.2
Blended and prepared flour made chiefly from purchased flour		2045-5	06/85	109.6	114.1	114.3	5.9	.2
Flour mixes		2045-5A	06/85	108.9	114.2	114.4	6.5	.2
Cake mixes, less than 5 lbs.		2045-553	06/85	116.1	126.3	128.3	10.6	1.6
Cake mixes, 5 lbs or more		2045-554	06/85	127.0	127.0	127.0	8.3	0
Cookie, doughnut, other sweet yeast mixtures, less than 5 lbs.		2045-561	06/85	105.6	105.8	105.8	2.8	0
Cookie, doughnut, other sweet yeast mixtures, 5 lbs or more		2045-562	06/85	105.6	105.5	(3)	(3)	(3)
Bread and bread-type roll mixes, 5 lbs or more		2045-567	06/85	104.8	104.7	(3)	(3)	(3)
Other prepared flour mixes, less than 5 lbs.		2045-568	06/85	115.6	127.9	124.7	9.8	-2.5
Other prepared flour mixes, 5 lbs or more		2045-569	06/85	76.7	76.7	76.6	-4.1	-.1
Refrigerated doughs		2045-5B	06/85	112.3	113.8	113.8	3.7	0
Refrigerated biscuit dough		2045-571	06/85	111.7	113.8	113.8	4.3	0
Other refrigerated doughs		2045-579	06/85	107.4	107.4	107.4	.2	0
Secondary products and miscellaneous receipts		2045-SM						
Miscellaneous receipts		2045-M	06/85	120.2	120.2	120.2	1.6	0
Resales		2045-Z89	06/85	120.2	120.2	120.2	1.6	0
Secondary products		2045-S	06/85	121.0	121.0	121.0	2.2	0
Other secondary products		2045-SSS	06/85	123.7	123.7	123.7	1.0	0
Food preparations, n.e.c.		2099-S	06/85	116.9	117.0	117.0	4.3	0
Wet corn milling	2046		06/85	115.6	119.2	118.3	3.7	-.8
Primary products		2046-P	06/85	117.0	120.6	119.7	4.6	-.7
Corn sweeteners		2046-1	06/85	120.3	127.4	128.2	3.8	.6
Glucose syrup		2046-101	06/85	134.0	139.4	140.0	6.5	.4
Type III (58 up to 98 dextrose equivalent)		2046-10105	06/85	131.7	132.9	134.9	2.7	1.5
High fructose corn syrup		2046-105	06/85	116.4	128.0	130.0	3.1	1.6
Manufactured starch		2046-3	06/85	118.9	124.5	120.8	5.9	-3.0
Corn starch		2046-301	06/85	119.8	126.0	121.7	5.7	-3.4
Other starch (including potato, wheat, rice, etc.)		2046-303	06/85	124.5	124.5	124.5	10.7	0
Dextrin (corn, tapioca and other)		2046-305	06/85	101.5	103.8	104.1	3.2	.3
Corn oil		2046-5	06/85	89.7	92.5	89.8	32.3	-2.9
Wet process corn byproducts		2046-7	06/85	128.3	117.8	119.3	-8.4	1.3
Corn gluten feed		2046-701	06/85	143.2	118.9	127.7	-16.0	7.4
Corn gluten meal		2046-703	06/85	148.8	141.4	143.3	-13.4	1.3
Other wet process byproducts, including steepwater concentrate (50% solids basis)		2046-705	06/85	91.4	(3)	(3)	(3)	(3)
Secondary products and miscellaneous receipts		2046-SM						
Secondary products		2046-S	06/85	104.8	108.6	107.7	-3.7	-.8
Dog, cat, and other pet food	2047		12/85	114.7	116.3	116.8	1.7	.4
Primary products		2047-P	12/85	116.0	118.7	119.0	3.3	.3
Dog and cat food		2047-1	12/85	115.8	118.5	118.7	3.3	.2
Dog food		2047-1A	12/85	116.9	120.5	120.6	3.3	.1
Other canned dog food		2047-123	12/85	115.9	123.9	123.9	9.7	0
Dry dog food (package size under 25 pounds)		2047-125	12/85	120.0	120.4	120.4	.2	0
Dry dog food (package size 25 pounds or over)		2047-127	12/85	120.5	122.1	122.7	1.1	.5
Semimoist dog food (package size over 1 pound)		2047-133	12/85	114.6	114.6	114.6	0	0
Cat food		2047-1B	12/85	113.3	113.6	114.0	3.7	.4
Dry cat food (package size under 25 pounds)		2047-153	12/85	117.6	120.2	121.7	2.8	1.2
Fresh and frozen horsemeat		2047-1C	12/85	101.3	101.3	101.3	0	0
Other pet and specialty foods		2047-2	12/85	121.7	(3)	123.8	2.0	(3)
Secondary products and miscellaneous receipts		2047-SM						
Secondary products		2047-S	12/85	99.0	91.5	93.0	-13.7	1.6
Prepared animal feeds, n.e.c.	2048		12/80	94.2	91.8	90.9	-3.9	-1.0
Primary products		2048-P	12/80	94.0	91.2	90.2	-4.4	-1.1
Poultry feeds, egg type, broiler and turkey		2048-1	12/80	87.1	84.0	82.7	-5.8	-1.5
Starter-grower, complete		2048-111	12/80	72.3	67.9	67.5	-8.3	-.6
Layer-breeder, complete		2048-115	12/80	94.8	91.0	89.0	-2.1	-2.2
Broiler, complete		2048-116	12/80	91.3	88.7	87.6	-7.6	-1.2
Layer-breeder, supplements and concentrates		2048-117	12/80	97.5	93.2	94.3	-2.5	1.2
Dairy cattle feeds, complete		2048-2	12/80	93.9	91.0	88.8	-1.3	-2.4
Dairy cattle feed, supplements and concentrates		2048-3	12/80	89.2	87.5	87.6	-9.4	.1
Swine feeds, complete		2048-4	12/80	102.6	100.9	98.6	-.6	-2.3
Swine feed, supplements and concentrates		2048-5	12/80	99.2	98.3	99.3	-6.1	1.0
Beef cattle feeds, complete		2048-6	12/80	112.2	110.8	110.6	-2.5	-.2
Beef cattle feed, supplements and concentrates		2048-7	12/80	98.2	97.1	96.8	-.7	-.3
Other poultry and livestock feeds, including duck, geese, horse, mule, etc.		2048-8	12/80	105.3	104.0	103.9	1.2	-.1
Horse and mule, complete feed		2048-816	12/80	116.5	114.9	114.6	1.0	-.3
Other prepared animal feeds		2048-9	12/80	98.6	84.5	83.0	-15.4	-1.8

See footnotes at end of table.

Digitized for FRASER
http://fraser.stlouisfed.org/
Federal Reserve Bank of St. Louis

Table 5. Producer price indexes for the net output of selected industries and their products—Continued

Industry and product[1]	Industry code	Product code	Index base	Index			Unadjusted percent change to Sep. 1990 from —	
				May 1990[2]	Aug. 1990[2]	Sep. 1990[2]	Sep. 1989	Aug. 1990
Prepared animal feeds, n.e.c.—Continued								
Grain, ground, rolled, pulverized, chopped, or crimped, excluding cornmeal		2048-911	12/80	57.1	55.0	54.0	-2.2	-1.8
Secondary products and miscellaneous receipts		2048-SM						
Miscellaneous receipts		2048-M	12/80	92.2	89.8	91.3	-2.0	1.7
Resales		2048-Z89	12/80	91.9	89.5	91.0	-2.0	1.7
Secondary products		2048-S	12/80	103.7	103.7	101.9	-1.4	-1.7
Bakery products	205		12/84	128.5	128.6	129.3	3.0	.5
Bread, cake, and related products	2051		06/80	159.1	158.9	159.8	2.6	.6
Primary products		2051-P	06/80	157.9	157.7	158.7	2.3	.6
Bread		2051-1	06/80	158.2	158.6	159.5	2.8	.6
White bread		2051-1A	06/80	157.4	158.0	158.6	2.5	.4
White pan bread		2051-111	06/80	156.5	157.2	157.9	2.9	.4
White pan bread, Northeast		2051-11101	06/80	168.2	169.2	169.7	3.5	.3
White pan bread, North Central		2051-11102	06/80	167.2	169.0	170.0	6.1	.6
White pan bread, South		2051-11103	06/80	139.2	138.9	138.7	-.9	-.1
White pan bread, West		2051-11104	06/80	154.4	155.1	156.9	3.0	1.2
White hearth bread		2051-113	06/80	167.0	167.0	167.3	.4	.2
Other bread		2051-1B	06/80	160.7	160.5	162.4	3.7	1.2
Dark wheat bread		2051-115	06/80	157.5	158.1	158.8	3.9	.4
Rye bread		2051-117	06/80	166.1	161.4	169.0	4.1	4.7
Other variety bread		2051-128	06/80	166.9	168.6	168.6	2.9	0
Bread type rolls, stuffing, and crumbs		2051-2	06/80	152.1	150.6	151.0	1.1	.3
Bread type rolls		2051-23	06/80	153.3	151.6	152.1	1.1	.3
Hamburger and weiner rolls		2051-233	06/80	151.3	148.4	148.4	-.1	0
Brown and serve rolls		2051-235	06/80	152.9	152.9	152.9	4.9	0
Other bread type rolls		2051-239	06/80	156.0	158.0	158.5	3.3	.3
Sweet yeast goods		2051-3	06/80	148.2	147.7	151.7	4.8	2.7
Other sweet yeast goods		2051-398	06/80	144.0	143.3	149.0	4.1	4.0
Soft cakes		2051-4	06/80	171.2	170.6	171.3	.9	.4
Snack cakes		2051-413	06/80	175.8	174.9	175.9	.1	.6
Other soft cakes		2051-418	06/80	161.6	161.6	161.6	2.9	0
Pies		2051-5	06/80	174.1	173.7	174.9	3.1	.7
Snack pies		2051-513	06/80	182.5	182.5	183.6	1.1	.6
Other pies		2051-519	06/80	163.3	162.3	163.7	6.0	.9
Cake type doughnuts		2051-7	06/80	149.0	149.0	149.0	1.6	0
Secondary products and miscellaneous receipts		2051-SM						
Miscellaneous receipts		2051-M	06/80	168.7	166.7	167.2	3.8	.3
Resales		2051-Z99	06/86	134.6	134.6	135.0	3.8	.3
Secondary products		2051-S	06/80	140.4	141.1	141.0	2.1	-.1
Other secondary products		2051-SSS	06/80	142.3	143.3	143.0	1.9	-.2
Cookies and crackers		2052-S	06/80	139.4	139.9	139.9	2.2	0
Cookies and crackers	2052		06/83	141.6	142.3	143.2	4.3	.6
Primary products		2052-P	06/83	143.6	144.4	145.3	4.1	.6
Crackers, cracker sandwiches, and pretzels		2052-1	06/83	153.9	155.0	155.5	4.1	.3
Crackers		2052-1A	06/83	159.9	161.2	161.8	4.7	.4
Graham crackers		2052-123	06/83	139.0	139.0	139.0	2.4	0
Saltines		2052-125	06/83	155.3	155.4	156.7	7.5	.8
Other crackers		2052-198	06/83	166.2	168.3	168.7	3.9	.2
Cracker sandwiches		2052-135	06/83	113.6	113.6	113.6	-2.9	0
Pretzels		2052-151	06/83	120.0	120.0	120.2	1.6	.2
Cookies and ice cream cones		2052-2	06/83	135.8	136.2	137.4	4.0	.9
Cookies		2052-2A	06/83	134.7	135.1	136.3	3.8	.9
Sandwich cookies		2052-213	06/83	146.4	146.4	146.4	3.8	0
Marshmallow cookies		2052-215	06/83	129.2	126.7	(3)	(3)	(3)
All other cookies and wafers		2052-237	06/83	130.2	131.2	133.0	4.0	1.4
Secondary products and miscellaneous receipts		2052-SM						
Miscellaneous receipts		2052-M	06/83	132.6	132.6	132.6	9.3	0
Resales		2052-Z89	06/83	132.6	132.6	132.6	9.3	0
Secondary products		2052-S	06/83	116.1	116.0	118.4	3.3	2.1
Other secondary products		2052-SSS	06/83	122.1	121.9	123.0	1.7	.9
Sugar and confectionery products	206		12/84	112.1	112.4	112.4	1.8	0
Raw cane sugar mills	2061		06/82	116.1	116.0	116.1	.7	.1
Primary products		2061-P	06/82	116.1	116.0	116.1	.7	.1
Raw cane sugar		2061-1	06/82	116.5	116.5	116.6	.8	.1
Cane sugar refining	2062		06/82	124.0	124.6	124.5	1.2	-.1
Primary products		2062-P	06/82	124.0	124.6	124.5	1.2	-.1
Refined cane sugar		2062-1	06/82	124.0	124.6	124.5	1.2	-.1
Granulated cane sugar		2062-1A	06/82	128.5	129.3	129.6	3.9	.2
Consumer units		2062-112	06/82	126.7	127.1	127.7	2.1	.5
Commercial units		2062-114	06/82	128.1	130.2	130.5	5.7	.2
Beet sugar processing	2063		06/82	121.6	121.2	121.5	1.3	.2
Primary products		2063-P	06/82	121.8	121.4	121.7	1.3	.2

See footnotes at end of table.

Digitized for FRASER
http://fraser.stlouisfed.org/
Federal Reserve Bank of St. Louis

Table 5. Producer price indexes for the net output of selected industries and their products—Continued

Industry and product[1]	Industry code	Product code	Index base	Index			Unadjusted percent change to Sep. 1990 from —	
				May 1990[2]	Aug. 1990[2]	Sep. 1990[2]	Sep. 1989	Aug. 1990
Beet sugar processing—Continued								
Beet sugar		2063-1	06/82	121.9	121.1	121.0	0.6	-0.1
Granulated beet sugar		2063-1X	06/82	121.3	120.4	120.1	.8	-.2
Individual services and consumer units		2063-107	10/82	118.9	116.9	115.9	-.4	-.9
Bulk shipments		2063-115	06/82	114.6	115.0	114.7	2.0	-.3
Liquid sugar or syrup		2063-15	06/82	123.2	122.1	123.3	-2.5	1.0
Sucrose type		2063-151	10/82	112.8	111.4	112.3	-1.3	.8
Other products and byproducts		2063-2	06/82	120.3	124.7	128.5	8.4	3.0
Confectionery products	2065		06/83	121.8	122.8	122.4	2.0	-.3
Primary products		2065-P	06/83	122.9	122.8	122.7	1.4	-.1
Chocolate and chocolate-type confectionery products		2065-2						
Chocolate and chocolate-type confectionery products		2065-211	06/83	118.5	118.7	118.8	.8	.1
Nonchocolate-type confectionery products		2065-3						
Nonchocolate-type confectionery products		2065-311	06/83	125.6	125.1	124.8	3.5	-.2
Confectionery products, n.e.c.		2065-8	06/83	127.4	127.5	127.3	-.1	-.2
Secondary products and miscellaneous receipts		2065-SM						
Miscellaneous receipts		2065-M	06/83	120.4	134.1	130.4	10.7	-2.8
Resales		2065-Z89	06/83	120.4	134.1	130.4	10.7	-2.8
Secondary products		2065-S	06/83	105.5	105.5	105.5	0	0
Chocolate and cocoa products	2066		06/83	110.0	109.0	110.1	2.5	1.0
Primary products		2066-P	06/83	109.9	108.9	110.0	2.6	1.0
Chocolate coatings		2066-1	06/83	97.7	94.2	97.8	6.9	3.8
Sweet chocolate coatings		2066-112	06/83	81.6	77.0	81.5	7.7	5.8
Milk chocolate coatings		2066-122	06/83	94.0	91.8	94.2	6.4	2.6
Chocolate and chocolate-type confectionery products		2066-2						
Chocolate and chocolate-type confectionery products		2066-211	06/83	119.4	119.5	119.5	2.1	0
Other chocolate and cocoa products		2066-8	06/83	108.1	107.3	108.3	1.5	.9
Chocolate, sweetened		2066-821	06/83	97.4	95.7	97.4	2.9	1.8
Secondary products and miscellaneous receipts		2066-SM						
Secondary products		2066-S	06/83	103.6	(3)	103.6	1.0	(3)
Chewing gum and gum base	2067		12/84	123.0	122.9	122.9	2.7	0
Primary products		2067-P	12/84	121.6	121.6	121.6	1.4	0
Chewing gum		2067-1	12/84	122.5	122.5	122.5	1.3	0
Nondietetic chewing gum		2067-112	12/84	122.5	122.5	122.5	1.3	0
Fats and oils	207		12/84	102.3	101.6	101.7	-1.8	.1
Cottonseed oil mill products	2074		06/85	114.0	118.8	117.2	9.4	-1.3
Primary products		2074-P	06/85	118.2	125.1	123.0	10.3	-1.7
Cottonseed oil, crude		2074-1	06/85	78.0	87.9	85.9	30.3	-2.3
Cottonseed oil, crude		2074-111	06/85	78.0	87.9	85.9	30.3	-2.3
Cottonseed oil, once refined		2074-2	06/85	79.2	84.4	82.8	32.1	-1.9
Cottonseed oil, once refined		2074-211	06/85	79.2	84.4	82.8	32.1	-1.9
Cotton linters		2074-3	06/85	206.4	170.6	163.5	1.8	-4.2
Cotton linters		2074-311	06/85	206.4	170.6	163.5	1.8	-4.2
Cottonseed cake, meal, and other byproducts		2074-4	06/85	175.5	189.8	188.0	-1.7	-.9
Cottonseed cake and meal		2074-414	06/85	170.1	183.4	184.2	-4.6	.4
Cottonseed hulls		2074-451	06/85	215.7	238.3	224.6	12.1	-5.7
Soybean oil mill products	2075		12/79	88.7	87.5	88.8	-2.6	1.5
Primary products		2075-P	12/79	85.0	83.8	85.7	-7.4	2.3
Soybean oil		2075-1						
Crude soybean oil		2075-11	12/79	85.3	85.4	83.9	29.5	-1.8
Soybean oil, crude, not degummed		2075-115	12/79	91.0	92.1	90.4	32.7	-1.8
Soybean cake, meal, and other byproducts		2075-2	12/79	83.8	81.8	85.6	-20.9	4.6
Soybean byproducts, meal		2075-211	12/79	83.4	81.6	85.5	-21.1	4.8
Vegetable oil mills, n.e.c.	2076		12/85	151.8	151.4	138.0	7.6	-8.9
Primary products		2076-P	12/85	125.9	124.3	121.3	1.4	-2.4
Vegetable oils, other than corn, cottonseed, soybean, and linseed		2076-2	12/85	123.0	127.8	127.5	26.9	-.2
Animal and marine fats and oils	2077		12/82	113.5	105.1	106.9	-9.3	1.7
Primary products		2077-P	12/82	98.4	95.1	96.0	-11.1	.9
Grease and inedible tallow		2077-1	12/82	93.8	88.0	87.8	-5.2	-.2
Inedible tallow, including inedible animal stearin		2077-111	12/82	93.1	86.4	86.4	-7.3	0
Inedible beef tallow		2077-11111	12/82	91.1	85.5	86.1	-5.5	.7
Other inedible tallow and inedible animal stearin		2077-11113	12/82	97.5	88.4	87.1	-10.9	-1.5
Grease, other than wool grease		2077-113	12/82	97.6	96.8	95.4	7.1	-1.4
Feed and fertilizer by-products		2077-2	12/82	103.0	101.1	103.6	-15.3	2.5
Meat/bone meal		2077-211	12/82	102.2	100.2	101.5	-15.6	1.3
Meat meal and meat and bone meal		2077-21111	12/82	100.9	98.9	100.2	-15.6	1.3
Feather meal		2077-237	12/82	92.6	84.6	92.0	-10.9	8.7
Animal and marine oil mill products, including foots		2077-3	12/82	99.8	100.0	99.9	-13.2	-.1
Fish and marine animal oil		2077-361	12/82	97.0	103.2	(3)	(3)	(3)
Fish scrap and meal		2077-366	12/82	100.6	98.8	(3)	(3)	(3)
Secondary products and miscellaneous receipts		2077-SM						

See footnotes at end of table.

Digitized for FRASER
http://fraser.stlouisfed.org/
Federal Reserve Bank of St. Louis

Table 5. Producer price indexes for the net output of selected industries and their products—Continued

Industry and product[1]	Industry code	Product code	Index base	Index			Unadjusted percent change to Sep. 1990 from —	
				May 1990[2]	Aug. 1990[2]	Sep. 1990[2]	Sep. 1989	Aug. 1990
Shortening and cooking oils	2079		12/81	128.7	130.8	128.5	9.6	-1.8
Primary products		2079-P	12/81	129.9	132.5	129.7	10.5	-2.1
Shortening and cooking oils		2079-1	12/81	128.7	130.0	128.3	10.7	-1.3
Baking or frying fats		2079-11	12/89	108.6	110.2	110.1	(3)	-.1
Baking or frying fats (shortening), 100% vegetable oil		2079-113	12/81	139.7	142.2	141.9	15.5	-.2
Baking or frying fats (shortening), 100% animal fats or blends of vegetable and animal fats		2079-115	12/81	(3)	94.5	94.5	-8.8	0
Hydrogenated oils other than baking or frying fats		2079-142	12/81	110.8	112.4	110.0	-1.3	-2.1
Salad or cooking oils		2079-15	12/89	112.2	112.7	110.0	(3)	-2.4
Salad or cooking oils, partially hydrogenated soybean oil		2079-151	12/81	134.3	133.6	131.1	(3)	-1.9
Salad or cooking oils, other soybean oil		2079-152	02/90	(3)	117.2	(3)	(3)	(3)
All other salad or cooking oils		2079-159	12/81	126.8	126.3	126.7	3.3	.3
Margarine		2079-2	12/81	132.3	139.2	132.7	9.4	-4.7
Secondary products and miscellaneous receipts		2079-SM						
Secondary products		2079-S	12/81	123.9	124.1	123.9	-3.4	-.2
Beverages	208		12/84	111.9	111.4	111.8	3.2	.4
Malt beverages	2082		06/82	116.1	114.5	114.9	1.2	.3
Primary products		2082-P	06/82	116.1	114.5	114.9	1.2	.3
Canned beer		2082-1	06/82	121.5	120.2	120.8	1.2	.5
Light beer in cans		2082-111	06/82	109.6	109.6	109.6	1.9	0
Regular beer in cans		2082-112	06/82	123.1	121.7	122.3	1.2	.5
Bottled beer		2082-2	06/82	107.8	107.9	108.0	3.9	.1
Returnable bottles		2082-211						
Regular beer in returnable bottles		2082-21112	06/82	90.4	90.6	90.9	5.3	.3
Nonreturnable bottles		2082-221	06/82	125.5	125.5	125.5	3.0	0
Light beer in nonreturnable bottles		2082-22111	06/82	127.7	127.7	127.7	3.3	0
Regular beer in nonreturnable bottles		2082-22112	06/82	125.2	125.2	125.2	3.0	0
Barrels and kegs		2082-3						
Regular beer in barrels and kegs		2082-312	06/82	123.4	108.9	108.9	-11.6	0
Other fermented malt beverages and byproducts		2082-4	06/82	105.0	105.0	105.0	1.9	0
Malt liquor		2082-411	06/82	108.9	108.9	108.9	2.1	0
Malt and malt byproducts	2083		06/85	117.3	112.2	111.1	-7.2	-1.0
Primary products		2083-P	06/85	117.3	112.2	111.1	-7.2	-1.0
Malt and malt byproducts		2083-1	06/85	117.3	112.2	111.1	-7.2	-1.0
Malt and malt byproducts		2083-121	06/85	117.3	112.2	111.1	-7.2	-1.0
Wines, brandy and brandy spirits	2084		12/83	113.2	112.3	113.5	2.3	1.1
Primary products		2084-P	12/83	115.0	114.2	115.3	3.7	1.0
Grape table wines		2084-1	12/83	110.0	109.2	109.9	1.3	.6
White wines		2084-112	12/83	107.5	105.6	106.8	-.7	1.1
White varietal wines		2084-11211	12/83	118.8	118.0	116.2	-.9	-1.5
White generic, semi-generic, and proprietary wines		2084-11221	12/83	104.0	101.7	103.8	-.6	2.1
Red wines		2084-114	12/83	114.4	113.7	114.4	2.0	.6
Red varietal wines		2084-11411	12/83	146.4	145.7	144.0	.6	-1.2
Red generic, semi-generic, and proprietary wines		2084-11421	12/83	104.5	103.8	105.2	2.4	1.3
Rose wines		2084-116	12/83	107.5	108.5	108.5	4.4	0
Rose generic, semi-generic, and proprietary wines		2084-11621	12/83	100.8	102.0	102.0	3.6	0
Other fruit and berry wines		2084-3	12/83	111.5	111.5	111.5	0	0
Other fruit and berry wines		2084-311	12/83	111.5	111.5	111.5	0	0
Dessert wines		2084-4	12/83	107.7	105.4	107.7	2.2	2.2
Dessert wines		2084-411	12/83	107.7	105.4	107.7	2.2	2.2
Sparkling wines, natural and carbonated		2084-5	12/83	102.6	102.6	103.6	3.1	1.0
Sparkling wines, natural and carbonated		2084-511	12/83	102.6	102.6	103.6	3.1	1.0
Secondary products and miscellaneous receipts		2084-SM						
Secondary products		2084-S	12/83	127.1	127.1	127.1	0	0
Distilled spirits, except brandy	2085		06/83	121.0	121.7	122.4	5.8	.6
Primary products		2085-P	06/83	120.1	121.1	121.8	5.7	.6
Distilled spirits, except brandy (bulk and bottled)		2085-5	06/90	(3)	100.9	101.5	(3)	.6
Bottled distilled spirits, except brandy		2085-52	06/83	121.8	122.6	123.5	6.1	.7
Whiskey		2085-521	06/90	(3)	99.8	101.2	(3)	1.4
American blended whiskey		2085-5211	06/90	(3)	100.0	100.1	(3)	.1
American blended whiskey - blend of whiskies		2085-52111	06/83	121.4	121.4	121.6	4.0	.2
American blended whiskey - blend of whiskey with neutral spirits		2085-52112	06/83	107.2	107.2	(3)	(3)	(3)
Bourbon whiskey and rye whiskey		2085-5212	06/83	129.9	129.5	132.1	8.5	2.0
Bourbon whiskey		2085-52121	06/90	(3)	99.7	101.6	(3)	1.9
Other whiskey, except imports (corn, bourbon & blend, light, etc.)		2085-5213	06/90	(3)	105.8	107.2	(3)	1.3
Distilled spirits, except whiskey and brandy		2085-522	06/90	(3)	102.2	101.9	(3)	-.3
Vodka		2085-52211	06/83	112.4	116.5	116.5	7.0	0
Gin		2085-52221	06/83	123.9	123.5	121.0	-.1	-2.0
Cordials/liqueurs		2085-52241	06/83	116.5	118.8	118.6	3.3	-.2
Other distilled spirits, except imports (spirit-based coolers, bitters, etc.)		2085-52261	06/90	(3)	100.0	100.0	(3)	0
Secondary products and miscellaneous receipts		2085-SM						
Miscellaneous receipts		2085-M	08/83	114.2	114.2	114.7	4.2	.4
Resales		2085-Z89	08/83	114.9	114.9	115.4	4.4	.4
Secondary products		2085-S	06/83	117.6	(3)	(3)	(3)	(3)

See footnotes at end of table.

Digitized for FRASER
http://fraser.stlouisfed.org/
Federal Reserve Bank of St. Louis

Table 5. Producer price indexes for the net output of selected industries and their products—Continued

Industry and product[1]	Industry code	Product code	Index base	Index			Unadjusted percent change to Sep. 1990 from —	
				May 1990[2]	Aug. 1990[2]	Sep. 1990[2]	Sep. 1989	Aug. 1990
Bottled and canned soft drinks	2086		06/81	126.5	126.3	126.7	4.4	0.3
Primary products		2086-P	06/81	127.2	127.1	127.5	4.7	.3
Bottled and canned soft drinks		2086-1	06/89	103.1	103.0	103.2	4.2	.2
Canned carbonated soft drinks in 10 and 12 oz cans		2086-11	06/89	101.3	101.0	100.7	4.6	-.3
Nondietetics		2086-111	06/89	101.7	101.1	101.3	5.7	.2
Cola		2086-11151	06/89	101.1	100.3	100.5	7.9	.2
Orange		2086-11152	06/89	102.9	97.9	94.8	-9.3	-3.2
Lemon, lime and lemon-lime		2086-11153	06/89	103.9	107.6	108.0	7.8	4
Ginger ale		2086-11155	06/89	100.0	100.0	100.0	(3)	0
Other carbonated flavors including carbonated water and club soda		2086-11157	06/89	101.8	100.2	101.5	4.7	1.3
Low calorie		2086-112	06/89	99.9	100.4	98.4	.6	-2.0
Cola		2086-11258	06/89	99.1	99.7	96.2	0	-3.5
Other carbonated flavors including carbonated water and club soda		2086-11259	06/89	101.1	101.5	101.3	1.2	-.2
10 to 12 oz bottled carbonated soft drinks		2086-13	06/89	102.2	102.3	102.6	2.5	.3
Nondietetics		2086-131	06/89	101.9	102.0	102.3	2.2	.3
Cola		2086-13111	06/89	100.5	101.5	101.6	2.8	.1
16 oz bottled carbonated soft drinks		2086-14	06/89	105.2	106.6	107.3	6.3	.7
Nondietetic		2086-141	06/89	106.9	107.8	108.7	6.7	.8
Cola		2086-14121	06/89	108.4	110.0	110.6	7.3	.5
Lemon, lime and lemon lime		2086-14123	06/89	105.0	104.9	107.5	8.9	2.5
Root beer, sarsaparilla and ginger ale		2086-14124	06/89	(3)	95.9	(3)	(3)	(3)
Other carbonated flavors including carbonated water and club soda		2086-14127	06/89	101.0	100.1	99.9	2.8	-.2
Low calorie		2086-142	06/89	94.9	99.3	98.6	4.3	-.7
Cola		2086-14228	06/89	91.8	98.9	95.8	3.2	-3.1
All other size bottled carbonated soft drinks		2086-16	06/89	104.4	103.2	104.2	2.2	1.0
Nondietetics		2086-161	06/89	104.4	102.8	103.4	1.9	.6
Cola		2086-16142	06/89	103.3	102.0	101.3	.5	-.7
Other carbonated flavors including carbonated water and club soda		2086-16144	06/89	106.7	104.5	107.4	4.4	2.8
Low Calorie		2086-162	06/89	104.6	105.0	107.8	3.8	2.7
Cola		2086-16245	06/89	99.7	100.3	100.7	1.1	.4
Other carbonated flavors including carbonated water and club soda		2086-16247	06/89	112.0	112.0	118.6	7.3	5.9
Fruit drinks, cocktails and ades containing no real fruit juice		2086-171	06/89	103.9	103.9	103.9	3.3	0
Soft drinks sold in bulk		2086-4	06/89	106.6	105.4	107.2	7.5	1.7
Cola		2086-411	06/89	108.7	106.8	109.5	10.5	2.5
Other flavors		2086-421	06/89	102.5	102.5	102.5	1.7	0
Secondary products and miscellaneous receipts		2086-SM						
Miscellaneous receipts		2086-M	06/81	123.3	122.4	123.5	2.7	.9
Resales		2086-Z89	06/81	124.5	123.6	124.7	2.6	.9
Flavoring extracts and sirups, n.e.c.	2087		12/85	115.3	115.6	115.6	3.3	0
Primary products		2087-P	12/85	116.8	117.1	117.2	3.6	.1
Flavoring extracts, emulsions and other liquid flavors		2087-1	12/85	103.0	103.1	103.1	.2	0
Natural extracts in containers of more than 8 ounces		2087-115	12/85	104.8	104.9	104.9	.3	0
Imitation extracts		2087-153	12/85	102.1	102.1	102.1	0	0
Liquid beverage bases, not for use by soft drink bottlers		2087-2	12/85	116.8	118.1	117.3	7.6	-.7
Cocktail mixes		2087-215	12/85	(3)	(3)	(3)	(3)	(3)
Other flavors		2087-225	12/85	116.4	117.8	117.8	8.1	0
Liquid beverage bases, for use by soft drink bottlers		2087-3	12/85	126.0	126.0	126.0	3.5	0
Other liquid beverage bases containing kola extract or flavoring		2087-313	12/85	126.5	126.5	126.5	3.7	0
Other flavors		2087-339	12/85	123.3	123.3	123.3	2.8	0
Other flavoring agents, except chocolate sirups; flavoring powders and tablets		2087-4	12/85	109.4	109.9	110.3	3.5	.4
Soft drinks (effervescent and noneffervescent)		2087-435	12/85	104.7	104.7	104.7	3.1	0
Other flavoring powders and tablets; dry mix cocktails; flavoring paste		2087-436	12/85	113.9	113.5	113.5	4.6	0
Flavoring sirups for fountain, ice cream, home beverage use, all flavors		2087-459	12/85	110.7	112.2	112.2	2.6	0
Fruit, crushed or whole, for fountain and ice cream use		2087-461	12/85	113.1	(3)	113.1	-1.2	(3)
Food colorings		2087-471	12/85	90.4	90.4	90.4	(3)	0
Secondary products and miscellaneous receipts		2087-SM						
Secondary products		2087-S	12/85	102.9	102.5	102.8	-1.5	.3
Miscellaneous food preparations and kindred products	209		12/84	116.7	117.5	117.3	3.5	-.2
Canned and cured seafoods	2091		12/84	121.7	126.8	121.2	-3.2	-4.4
Primary products		2091-P	12/84	115.7	115.9	115.2	-.2	-.6
Canned and cured seafoods including soup (except frozen)		2091-1	12/84	115.7	115.9	115.2	-.2	-.6
Canned salmon		2091-113	12/84	148.9	149.3	147.4	-2.8	-1.3
Canned sardines		2091-114	12/84	108.2	112.5	112.5	(3)	0
Canned clams		2091-115	12/84	104.3	104.9	104.6	(3)	-.3
Other canned fish and seafood (except soups, stews, and chowders)		2091-119	12/84	121.8	120.9	120.3	11.9	-.5
Canned seafood soups, stews and chowders		2091-131	02/85	81.4	80.0	80.0	(3)	.0
Smoked salmon		2091-151	12/84	122.8	122.7	122.7	-7.3	0
Other smoked fish		2091-171	12/84	140.8	140.8	140.8	(3)	0
Salted and pickled fish		2091-182	12/84	123.1	123.1	123.1	11.0	0
Secondary products and miscellaneous receipts		2091-SM						
Secondary products		2091-S	12/84	134.9	147.6	134.4	(3)	-8.9

See footnotes at end of table.

Digitized for FRASER
http://fraser.stlouisfed.org/
Federal Reserve Bank of St. Louis

Table 5. Producer price indexes for the net output of selected industries and their products—Continued

Industry and product[1]	Industry code	Product code	Index base	Index			Unadjusted percent change to Sep. 1990 from —	
				May 1990[2]	Aug. 1990[2]	Sep. 1990[2]	Sep. 1989	Aug. 1990
Fresh or frozen packaged fish	2092		12/82	128.1	128.9	131.5	7.8	2.0
Primary products		2092-P	12/82	127.3	126.9	129.6	6.5	2.1
Fresh packaged fish and other seafood		2092-2	12/82	156.8	155.1	157.2	6.4	1.4
Prepared fresh fish, excluding shellfish		2092-2A	06/89	104.7	104.2	104.2	8.0	0
Prepared fresh shellfish		2092-2B	06/89	110.8	109.3	111.7	5.9	2.2
Crabmeat: blue and rock		2092-221	12/82	156.9	117.3	115.5	-6.8	-1.5
Other crabmeat		2092-222	06/89	118.5	121.6	139.9	39.1	15.0
Oysters		2092-224	12/82	184.0	196.3	199.0	2.6	1.4
Clams		2092-225	06/89	114.5	115.9	117.1	9.0	1.0
Frozen packaged fish, excluding shellfish		2092-3	12/82	132.1	137.5	139.1	9.0	1.2
Groundfish		2092-3A	06/89	104.0	109.9	113.7	14.5	3.5
Groundfish, fillets and steaks		2092-321	12/82	136.6	150.0	153.8	15.2	2.5
Groundfish, sticks and portions		2092-322	12/82	140.3	144.8	149.0	12.8	2.9
Other groundfish		2092-323	06/89	95.8	107.0	120.4	28.6	12.5
Flounder		2092-3B	06/89	102.3	102.3	102.3	(3)	0
Other frozen fish		2092-3C	06/89	99.4	101.7	99.4	1.7	-2.3
Other fillets and steaks		2092-326	12/82	107.9	119.3	112.3	6.2	-5.9
Other frozen packaged fish		2092-329	12/82	129.9	126.6	126.7	-1.0	.1
Frozen packaged shellfish and other seafood, including soup		2092-4	12/82	108.7	105.0	108.6	4.4	3.4
Frozen shrimp		2092-4A	06/89	101.3	100.3	100.8	3.7	.5
Shrimp, headless, raw		2092-421	06/89	99.4	91.8	93.8	-1.5	2.2
Shrimp, peeled, raw		2092-422	06/89	104.0	105.6	105.0	9.1	-.6
Shrimp, peeled, cooked		2092-423	02/83	97.0	98.2	99.0	7.4	.8
Shrimp, breaded		2092-424	12/82	98.5	98.2	98.2	.6	0
Other 100 percent shrimp products		2092-425	06/89	99.6	99.6	99.6	-.7	0
Frozen crabs		2092-4C	06/89	104.1	108.1	109.1	8.8	.9
Crab meat, blue and rock		2092-431	06/89	107.2	91.1	90.7	-15.2	-.4
Other crab		2092-435	08/89	100.9	108.6	(3)	(3)	(3)
Other frozen packaged shellfish		2092-4D	06/89	113.3	89.8	106.2	-.2	18.3
Other frozen seafoods		2092-4E	06/89	103.9	95.9	104.8	6.0	9.3
Secondary products and miscellaneous receipts		2092-SM						
Miscellaneous receipts		2092-M	12/82	122.4	140.9	141.3	30.8	.3
Resales		2092-Z89	06/89	117.1	134.7	135.1	30.8	.3
Secondary products		2092-S	12/82	125.8	117.1	123.4	-3.1	5.4
Coffee	2095		06/81	120.9	121.1	121.1	3.4	0
Primary products		2095-P	06/81	119.0	119.2	119.2	2.2	0
Whole bean and ground roasted coffee		2095-1	06/81	118.7	119.0	118.9	1.9	-.1
Whole bean, roasted coffee		2095-111	06/81	105.7	106.1	106.1	1.0	0
Ground, roasted coffee		2095-116	06/81	119.9	120.2	120.1	2.2	-.1
Ground coffee mixtures		2095-121	06/88	100.0	100.0	99.9	-.1	-.1
Concentrated (instant) coffee		2095-2	06/81	119.5	119.5	119.5	3.4	0
Secondary products and miscellaneous receipts		2095-SM						
Miscellaneous receipts		2095-M	06/81	100.8	100.8	100.8	-2.0	0
Resales		2095-Z89	06/81	100.7	100.7	100.7	-2.0	0
Manufactured ice	2097		12/85	118.3	118.7	119.0	9.6	.3
Primary products		2097-P	12/85	111.9	112.5	112.7	6.4	.2
Can or block ice		2097-1	12/85	121.1	121.7	121.7	16.8	0
Cubed,crushed or other processed ice		2097-2	12/85	106.8	107.3	107.7	.7	.4
Macaroni, spaghetti, and noodles	2098		06/85	117.6	118.3	108.9	-1.4	-7.9
Primary products		2098-P	06/85	119.0	119.4	109.5	-2.0	-8.3
Macaroni, spaghetti, vermicelli, and other macaroni products of all types, except canned		2098-1	06/85	120.8	120.9	111.0	-3.2	-8.2
Macaroni, spaghetti, vermicelli, and other macaroni products of all types, except canned		2098-111	06/85	120.8	120.9	111.0	-3.2	-8.2
Noodle products of all shapes, sizes, and types, except canned		2098-2	06/85	113.0	114.2	104.4	3.0	-8.6
Noodle products of all shapes, sizes, and types, except canned		2098-211	06/85	113.0	114.2	104.4	3.0	-8.6
Food preparations, n.e.c.	2099		12/85	113.9	114.5	114.7	3.1	.2
Primary products		2099-P	12/85	114.4	115.0	115.2	3.2	.2
Chips (potato, corn, etc.)		2099-2	12/85	114.0	113.0	113.4	4.3	.4
Potato chips and sticks		2099-211	12/85	116.3	115.4	116.1	2.2	.6
Plain potato chips and sticks		2099-21112	12/85	114.3	114.4	114.8	2.0	.3
Flavored potato chips and sticks		2099-21114	12/85	125.2	120.4	122.1	3.2	1.4
Corn chips, curls, and related products		2099-261	12/85	108.1	109.0	109.0	9.2	0
Other chips, sticks, etc.		2099-298	12/85	126.6	115.3	115.5	-1.1	.2
Sweetening syrups and molasses		2099-3	12/85	137.5	149.3	149.3	3.2	0
Sweetening syrups and molasses, containing corn syrup		2099-325	12/85	139.1	152.5	152.5	3.6	0
Sweetening syrups and molasses, not containing corn syrup		2099-327	12/85	125.7	(3)	125.7	0	(3)
Tea in consumer packages		2099-5	12/85	107.4	107.4	107.4	3.7	0
Chocolate and cocoa products, except confectionary (mfpm)		2099-8	12/85	101.6	101.2	101.9	-2.5	.7
Chocolate syrups, with chocolate powder base		2099-894	03/86	105.7	105.7	105.7	2.0	0
Other food preparations, n.e.c.		2099-9	12/85	119.2	120.1	120.4	3.4	.2
Spices		2099-931	12/85	114.3	115.4	115.7	-.3	.3
Consumer size black and white pepper (under 1 lb.)		2099-93131	12/85	128.2	128.2	128.2	-4.8	0
Consumer size spices (under 1 lb.), except pepper		2099-93138	12/85	126.1	129.2	129.2	5.3	0
Commercial size spices (1 lb. and over), except pepper		2099-93139	12/85	104.8	105.2	105.1	-4.8	-.1
Perishable prepared foods (sold in bulk or packages, not frozen)		2099-961	12/85	113.7	115.1	115.5	4.2	.3

See footnotes at end of table.

Digitized for FRASER
http://fraser.stlouisfed.org/
Federal Reserve Bank of St. Louis

Table 5. Producer price indexes for the net output of selected industries and their products—Continued

Industry and product[1]	Industry code	Product code	Index base	Index			Unadjusted percent change to Sep. 1990 from —	
				May 1990[2]	Aug. 1990[2]	Sep. 1990[2]	Sep. 1989	Aug. 1990
Food preparations, n.e.c.—Continued								
Salads (sold in bulk or packages, not frozen)		2099-96163	12/85	116.4	116.4	116.2	4.5	-0.2
Sandwiches, made from bread (sold in bulk or packages, not frozen)		2099-96165	12/85	94.2	104.4	106.4	14.0	1.9
Other perishable prepared foods (sold in bulk or packages, not frozen)		2099-96168	12/85	116.9	116.9	117.2	2.4	.3
Unpopped popcorn in consumer packages		2099-985	12/85	111.7	113.1	113.1	3.2	0
Other, other food preparations, n.e.c.		2099-998	12/85	115.0	115.5	115.7	5.5	.2
Secondary products and miscellaneous receipts		2099-SM						
Miscellaneous receipts		2099-M	12/85	105.8	106.9	106.7	2.7	-.2
Resales		2099-Z89	12/85	106.4	107.7	107.5	3.0	-.2
Secondary products		2099-S	12/85	114.3	114.9	114.9	1.9	0
Canned fruits, vegetables, preserves, jams, and jellies		2033-S	12/85	115.6	115.6	115.6	7.0	0
Dried and dehydrated fruits, vegetables, and soup mixes		2034-S	12/85	115.4	120.3	119.9	5.4	-.3
Pickled fruits and vegetables, vegetable sauces and seasonings, and salad dressings		2035-S	12/85	114.6	114.0	114.3	4.2	.3
Other secondary products		2099-SSS	12/85	113.7	114.4	114.4	.8	0
Tobacco manufactures	21		12/84	179.6	186.0	186.2	13.2	.1
Cigarettes	211		12/82	193.4	200.8	200.8	13.6	0
Cigarettes	2111		12/82	193.4	200.8	200.8	13.6	0
Primary products		2111-P	12/82	196.1	203.9	203.9	14.3	0
Filter tip		2111-1	12/82	192.0	200.4	200.4	14.4	0
81 to 95 mm long		2111-116	12/82	191.7	198.7	198.7	13.9	0
Greater than 95 mm		2111-118	12/82	194.4	203.9	203.9	15.5	0
Cigars	212		12/82	141.9	141.9	141.9	7.6	0
Cigars	2121		12/82	141.9	141.9	141.9	7.6	0
Primary products		2121-P	12/82	141.3	141.3	141.3	7.1	0
Cigars and cigarillos (weighing 3 or more pounds per 1,000 cigars)		2121-3	12/82	141.3	141.3	141.3	7.1	0
Cigarillos (weighing 3 to 10 pounds per 1,000)		2121-312	06/89	108.8	108.8	108.8	8.8	0
Cigars (weighing more than 10 pounds per 1,000)		2121-314	06/89	106.3	106.3	106.3	6.4	0
Chewing and smoking tobacco and snuff	213		12/82	164.6	167.0	167.0	8.6	0
Chewing and smoking tobacco and snuff	2131		12/82	164.6	167.0	167.0	8.6	0
Primary products		2131-P	12/82	168.3	171.0	171.0	9.0	0
Smoking tobacco		2131-111	12/82	153.7	156.2	156.2	10.4	0
Loose leaf chewing tobacco		2131-113	12/82	161.6	161.6	161.6	6.9	0
Chewing tobacco other than loose leaf, including fine cut, plug, and twist		2131-115	12/82	164.2	164.2	164.2	6.8	0
Snuff, dry and moist		2131-117	12/82	194.7	203.1	203.1	11.8	0
Tobacco stemming and redrying	214		06/84	103.5	103.4	105.7	7.6	2.2
Tobacco stemming and redrying	2141		06/84	103.5	103.4	105.7	7.6	2.2
Primary products		2141-P	06/84	99.9	99.6	102.2	8.7	2.6
Unstemmed leaf tobacco redried before packing, including interplant transfers		2141-1	06/84	110.2	107.6	108.1	4.1	.5
Unstemmed leaf tobacco redried before packing, including interplant transfers		2141-121	06/84	110.2	107.6	108.1	4.1	.5
Tobacco stemmed		2141-2	06/84	98.6	98.4	101.1	9.1	2.7
Packed for sale as such		2141-21	06/84	95.4	(3)	(3)	(3)	(3)
Reconstituted tobacco (processed sheet and homogenized)		2141-3	06/89	104.3	104.8	104.7	4.9	-.1
Reconstituted tobacco (processed sheet and homogenized)		2141-311	06/89	104.3	104.8	104.7	4.9	-.1
Secondary products and miscellaneous receipts		2141-SM						
Miscellaneous receipts		2141-M	11/84	121.0	122.0	122.0	1.8	0
Contract work and other miscellaneous receipts		2141-XY9	11/84	122.6	125.0	125.0	4.1	0
Resales		2141-Z89	06/89	100.1	100.2	100.2	.2	0
Textile mill products	22		12/84	111.6	111.8	111.7	1.8	-.1
Cotton broadwoven fabric	221		12/80	109.7	110.4	108.6	.9	-1.6
Cotton broadwoven fabric	2211		12/80	109.7	110.4	108.6	.9	-1.6
Primary products		2211-P	12/80	110.2	110.6	109.1	1.7	-1.4
Gray cotton broadwoven fabric, except interplant transfers		2211-A	12/80	109.8	109.7	108.1	2.1	-1.5
Plain weaves, except duck		2211-A1	06/87	107.8	108.6	109.4	3.7	.7
Sheeting, other than bed sheeting		2211-A14	12/80	92.0	91.8	91.2	-.3	-.7
Twill weaves, except denim		2211-A2						
Twill weaves, except denim		2211-A21	12/80	112.8	110.0	110.7	.1	.6
Other weaves, except pile fabric		2211-A3	06/87	115.3	115.0	115.5	.3	.4
Finished cotton broadwoven fabric, except interplant transfers		2211-B	12/80	105.5	106.8	105.0	.8	-1.7
Plain weaves		2211-B1	06/87	110.3	(3)	(3)	(3)	(3)
Twill weaves		2211-B2	06/87	105.6	102.8	103.2	-2.4	.4
Blue indigo denim		2211-B21	06/87	102.3	98.2	98.5	-4.9	.3
Pile fabric		2211-B4	06/87	117.1	117.1	117.6	4.7	.4

See footnotes at end of table.

Digitized for FRASER
http://fraser.stlouisfed.org/
Federal Reserve Bank of St. Louis

Table 5. Producer price indexes for the net output of selected industries and their products—Continued

Industry and product[1]	Industry code	Product code	Index base	Index			Unadjusted percent change to Sep. 1990 from —	
				May 1990[2]	Aug. 1990[2]	Sep. 1990[2]	Sep. 1989	Aug. 1990
Cotton broadwoven fabric—Continued								
Corduroy		2211-B41	12/80	91.5	91.6	91.5	4.5	-0.1
Cotton broadwoven fabric, finished products		2211-C	12/80	124.5	124.9	124.2	1.7	-.6
Towels and washcloths		2211-C11	06/87	109.5	110.0	109.4	1.7	-.5
Bedspreads		2211-C31	06/87	102.5	(3)	(3)	(3)	(3)
Other		2211-C61	12/80	124.6	124.6	(3)	(3)	(3)
Secondary products and miscellaneous receipts		2211-SM						
Secondary products		2211-S	12/80	105.3	107.9	104.4	-2.3	-3.2
Man-made fiber and silk broadwoven fabric		2221-S	12/80	110.3	113.7	109.8	-1.1	-3.4
Synthetic fiber and silk broadwoven fabric	222		06/81	115.3	115.5	116.3	2.9	.7
Synthetic fiber and silk broadwoven fabric	2221		06/81	115.3	115.5	116.3	2.9	.7
Primary products		2221-P	06/81	114.2	114.3	115.3	3.3	.9
Gray goods, except interplant transfers		2221-1	06/81	112.3	112.5	113.4	2.1	.8
Filament yarn fabric (85% + filament)		2221-12	06/81	111.6	110.6	113.8	.5	2.9
Chiefly rayon and/or acetate		2221-121	06/81	128.3	125.9	126.8	-1.6	.7
Other filament yarn fabric		2221-122	06/81	108.0	107.2	110.9	.9	3.5
Chiefly nylon		2221-1223	06/81	138.8	(3)	(3)	(3)	(3)
Chiefly polyester		2221-1224	06/81	95.0	93.8	96.9	-1.7	3.3
Spun yarn fabric (85% + spun), except manmade fiber/wool blends and silk fabric		2221-13	06/81	111.9	113.2	112.6	2.4	-.5
Plain weaves		2221-135	06/87	108.4	109.4	108.2	1.4	-1.1
Plain printcloth		2221-1351	06/87	108.3	109.7	108.6	2.2	-1.0
Chiefly polyester/cotton blends		2221-13511	06/81	111.3	111.3	110.0	1.8	-1.2
Other plain weaves		2221-1356	06/87	117.3	119.9	115.5	-1.3	-3.7
Twill weaves		2221-136	06/87	106.5	108.6	109.0	5.2	.4
Other weaves, except pile fabric		2221-137	06/87	103.7	103.9	104.7	.7	.8
Other		2221-1372	06/87	107.2	107.4	108.2	.7	.7
Spun/filament yarn fabric (less than 85% spun or filament)		2221-143	04/85	117.1	115.7	117.3	4.7	1.4
Finished fabric, except interplant transfers		2221-2	06/81	113.4	114.6	114.1	1.8	-.4
Filament yarn fabric (85% + filament)		2221-21	06/87	108.9	108.1	107.9	1.4	-.2
Chiefly polyester		2221-212	06/87	112.2	109.2	109.3	4.2	.1
Chiefly other filaments		2221-213	06/87	109.5	109.6	109.3	.3	-.3
Spun yarn fabric (85% + spun), except manmade fiber/wool blends and silk fabric		2221-22	06/87	110.2	112.8	112.1	2.2	-.6
Plain weaves		2221-224	06/87	113.9	116.6	117.0	2.8	.3
Broadcloth, carded and combed		2221-2242	06/87	109.0	109.8	110.7	2.0	.8
Other plain weaves		2221-2245	06/87	116.9	120.5	120.2	3.6	-.2
Twill weaves		2221-225	06/87	105.4	108.9	105.8	1.2	-2.8
Spun/filament yarn fabric (less than 85% spun or filament)		2221-231	06/87	107.5	107.7	107.4	1.5	-.3
Fabricated textile products		2221-3	06/81	115.3	113.6	113.6	2.4	0
Secondary products and miscellaneous receipts		2221-SM						
Secondary products		2221-S	06/81	122.9	124.2	123.0	0	-1.0
Cotton broadwoven fabric		2211-S	06/87	107.7	110.1	108.8	6.5	-1.2
Other grey cotton fabric		2211-A341S	06/87	97.6	100.0	99.2	.5	-.8
Finished cotton broadcloth		2211-B131S	06/87	106.0	103.9	105.1	1.0	1.2
Other finished cotton fabrics		2211-B331S	06/87	109.6	106.9	106.2	-.1	-.7
Other secondary products		2221-SSS	06/87	126.3	125.9	125.1	-6.4	-.6
Wool weaving and finishing	223		06/85	118.8	118.5	118.0	-1.9	-.4
Wool weaving and finishing	2231		06/85	118.8	118.5	118.0	-1.9	-.4
Primary products		2231-P	06/85	117.1	116.6	116.7	-1.2	.1
Finished fabrics		2231-A	06/85	117.7	117.3	117.4	-2.4	.1
Finished wool apparel fabrics		2231-3	06/85	115.6	115.1	115.1	-3.4	0
Woolen		2231-316	06/85	111.7	112.4	112.4	-4.1	0
Wholly wool		2231-31611	06/85	113.3	114.0	114.3	-2.5	.3
Chiefly wool		2231-31612	06/85	110.1	110.8	110.6	-5.6	-.2
Finished wool non-apparel fabrics and felts		2231-4	06/85	124.6	124.4	124.7	.5	.2
Other non-apparel fabrics and felts		2231-418	06/85	124.6	124.4	124.7	.5	.2
Chiefly wool		2231-41812	06/85	124.8	124.5	(3)	(3)	(3)
Receipts for commission finishing or sponging of wool fabrics		2231-5	06/85	103.2	103.2	103.2	(3)	0
Secondary products and miscellaneous receipts		2231-SM						
Secondary products		2231-S	06/85	125.7	125.6	123.0	-3.7	-2.1
Narrow fabric mills	224		06/84	111.4	112.5	112.5	3.9	0
Narrow fabric mills	2241		06/84	111.4	112.5	112.5	3.9	0
Primary products		2241-P	06/84	111.8	112.5	112.5	3.7	.0
Woven narrow fabric		2241-1	06/84	106.3	107.4	107.4	3.3	0
Elastic		2241-11	06/84	108.9	110.9	110.9	6.2	0
Other apparel		2241-114	06/84	113.7	120.2	120.2	8.8	0
Other uses		2241-115	06/84	108.0	107.4	107.4	2.1	0
Nonelastic		2241-12	06/84	104.9	105.4	105.4	1.5	0
Woven labels		2241-123	06/84	124.4	(3)	(3)	(3)	(3)
Tapes (wt. less than 15 oz./sq. yd.)		2241-125	06/84	98.1	98.1	98.1	0	0

See footnotes at end of table.

Digitized for FRASER
http://fraser.stlouisfed.org/
Federal Reserve Bank of St. Louis

Table 5. Producer price indexes for the net output of selected industries and their products—Continued

Industry and product[1]	Industry code	Product code	Index base	Index			Unadjusted percent change to Sep. 1990 from —	
				May 1990[2]	Aug. 1990[2]	Sep. 1990[2]	Sep. 1989	Aug. 1990
Narrow fabric mills—Continued								
Webbing (wt. 15 oz./sq. yd. or more)		2241-127	06/84	111.7	112.3	112.3	1.4	0
Apparel webbing		2241-12733	06/84	112.8	112.8	(3)	(3)	(3)
Safety belt webbing		2241-12737	06/84	108.6	108.6	108.6	4.1	0
All other webbing		2241-12739	06/84	110.6	111.5	111.5	.8	0
All other nonelastic		2241-129	06/84	96.5	96.5	96.5	7.8	0
Braided narrow fabric		2241-4	06/84	126.0	126.0	126.0	5.2	0
Elastic braids		2241-411	06/84	129.6	(3)	(3)	(3)	(3)
Nonelastic braids		2241-422	06/84	124.7	124.7	124.7	7.1	0
Shoe and corset laces		2241-42221	06/84	119.6	119.6	119.6	4.5	0
Covered elastic yarn		2241-5						
Covered elastic yarn		2241-511	06/84	117.4	117.4	117.4	2.4	0
Secondary products and miscellaneous receipts		2241-SM						
Secondary products		2241-S	06/84	114.3	114.3	114.3	4.0	0
Knitting mills	225		12/84	110.0	110.0	110.0	2.0	0
Women's hosiery knit on 300 needles or more	2251		06/84	109.3	109.0	109.6	3.7	.6
Primary products		2251-P	06/84	109.7	109.3	110.1	4.0	.7
Finished seamless hosiery		2251-3	06/84	110.0	109.5	110.2	3.9	.6
Stockings and knee-highs, knit on 300 needles or more		2251-321	06/84	111.8	112.4	112.4	3.5	0
Knee-high		2251-32177	06/84	109.5	110.0	110.0	3.6	0
Full-length		2251-32188	06/84	134.3	134.9	134.9	2.5	0
Pantyhose		2251-351	06/84	109.1	108.3	109.1	4.2	.7
Under 30 denier, sheer		2251-35122	06/84	113.1	112.0	113.2	4.9	1.1
30 denier and over, opaque		2251-35144	06/84	107.9	107.9	107.9	2.2	0
Elastomer pantyhose		2251-3516	06/84	103.5	102.5	103.5	3.3	1.0
Control top		2251-35161	06/84	111.5	109.5	111.7	5.4	2.0
Leg support		2251-35162	06/84	96.8	96.8	96.8	1.5	0
Other women's finished hosiery, knit on 300 needles or more		2251-361	06/84	(3)	133.8	133.8	(3)	0
Unfinished seamless hosiery		2251-5	06/84	110.4	(3)	(3)	(3)	(3)
Unfinished pantyhose		2251-517	06/84	116.3	(3)	(3)	(3)	(3)
Secondary products and miscellaneous receipts		2251-SM						
Miscellaneous receipts		2251-M	06/90	(3)	100.0	100.0	(3)	0
Secondary products		2251-S						
Hosiery, n.e.c.		2252-S	06/84	106.9	108.1	108.1	3.7	0
Hosiery, n.e.c.	2252		06/84	109.7	109.7	109.7	2.3	0
Primary products		2252-P	06/84	109.2	109.2	109.2	2.4	0
Men's finished hosiery		2252-22	06/84	109.8	109.8	109.8	2.9	0
Anklet		2252-222	06/84	113.3	113.3	113.3	2.1	0
Non-cushion		2252-2222	06/84	113.7	113.7	113.7	1.6	0
Manmade fibers		2252-22227	06/84	114.1	114.1	114.1	1.1	0
Mid-calf/crew		2252-223	06/84	110.1	110.2	110.5	4.1	.3
Cushion		2252-2231	06/84	107.7	107.7	107.7	4.3	0
Natural fibers		2252-22311	06/84	106.8	106.8	107.0	4.0	.2
Manmade fibers		2252-22317	06/84	(3)	108.4	108.4	(3)	0
Non-cushion		2252-2232	06/84	114.7	114.7	115.3	3.7	.5
Natural fibers		2252-22321	06/84	117.7	117.7	119.1	5.2	1.2
Manmade fibers		2252-22327	06/84	113.6	113.6	113.6	2.9	0
Knee-high		2252-224	06/84	104.4	104.4	104.6	3.2	.2
Cushion		2252-2241	06/84	101.2	101.2	101.4	2.3	.2
Natural fibers		2252-22411	06/84	102.4	102.4	103.0	3.0	.6
Manmade fibers		2252-22417	06/84	100.3	100.3	100.3	1.9	0
Non-cushion		2252-2242	06/84	117.0	(3)	(3)	(3)	(3)
Manmade fibers		2252-22427	06/84	109.1	(3)	(3)	(3)	(3)
Other finished hosiery, knit on less than 300 needles, except women's stockings		2252-23	06/84	110.4	110.3	110.3	2.0	0
Women's, girls' and boys' footsock		2252-231	06/84	99.5	99.5	99.5	1.6	0
Women's, girls' and boys' anklet		2252-232	06/84	106.5	105.7	105.7	.5	0
Cushion		2252-2321	06/84	(3)	100.0	100.0	(3)	0
Natural fibers		2252-23211	06/90	(3)	100.0	100.0	(3)	0
Non-cushion		2252-2322	06/84	111.3	110.1	110.1	.9	0
Natural fibers		2252-23221	06/84	126.6	126.5	126.5	7.2	0
Manmade fibers		2252-23227	06/84	106.2	104.2	104.2	-1.9	0
Women's, girls', and boy's knee-high socks		2252-233	06/84	(3)	124.4	124.4	(3)	0
Women's knee-high socks--manmade fibers		2252-2334	06/90	(3)	100.0	100.0	(3)	0
Other women's, girls' and boys' finished hosiery, including leg warmers, waist-highs, etc.		2252-234	06/84	103.4	103.5	103.4	0	-.1
Infants' and children's anklet		2252-235	06/84	108.8	108.8	108.8	1.7	0
Natural fibers		2252-23511	06/84	110.2	110.2	110.2	.8	0
Manmade fibers		2252-23577	06/84	108.0	(3)	(3)	(3)	(3)
Other infants' and children's finished hosiery		2252-238	06/84	99.1	101.8	101.8	8.0	0
Unfinished hosiery, knit on less than 300 needles, except women's stockings		2252-24	06/84	104.9	105.3	105.3	2.4	0
Men's unfinished hosiery		2252-242	06/84	106.1	106.5	106.5	4.8	0
Other unfinished hosiery, knit on less than 300 needles, except women's stockings		2252-246	06/84	(3)	104.1	104.1	(3)	0
Secondary products and miscellaneous receipts		2252-SM						
Secondary products		2252-S	06/84	107.6	107.6	107.6	1.1	.0

See footnotes at end of table.

Digitized for FRASER
http://fraser.stlouisfed.org/
Federal Reserve Bank of St. Louis

Table 5. Producer price indexes for the net output of selected industries and their products—Continued

Industry and product[1]	Industry code	Product code	Index base	Index			Unadjusted percent change to Sep. 1990 from —	
				May 1990[2]	Aug. 1990[2]	Sep. 1990[2]	Sep. 1989	Aug. 1990
Knit outerwear	2253		12/84	111.4	111.4	111.3	2.2	-0.1
Primary products		2253-P	12/84	112.5	112.3	112.2	1.8	-.1
Sweaters and sweater vests		2253-1	12/84	116.0	115.6	115.1	.2	-.4
Men's and boys'		2253-12	12/84	122.5	122.7	122.6	-.5	-.1
All wool and chiefly wool		2253-122	12/84	(3)	123.7	123.7	0	0
All manmade and chiefly manmade		2253-124	12/84	117.9	118.1	117.8	-1.1	-.3
Other fibers		2253-126	06/90	(3)	100.0	100.1	(3)	.1
Women's, misses' and juniors'		2253-14	12/84	(3)	108.7	107.5	.8	-1.1
All manmade and chiefly manmade		2253-144	12/84	(3)	108.7	106.8	.9	-1.7
Cotton		2253-146	06/90	(3)	97.9	98.7	(3)	.8
Knit outerwear sport shirts, including sweat shirts		2253-2	12/84	118.0	117.2	117.3	4.5	.1
Men's and boys'		2253-22	12/84	119.0	117.9	117.9	3.9	0
Sweatshirts and jerseys		2253-222	06/90	(3)	100.1	100.5	(3)	.4
Cotton sport shirts		2253-223	06/90	(3)	(3)	(3)	(3)	(3)
All manmade and chiefly manmade sport shirts		2253-224	12/84	117.3	117.8	(3)	(3)	(3)
Knit sport shirts, other fibers		2253-225	12/84	121.5	(3)	(3)	(3)	(3)
Women's, misses' and juniors'		2253-24	12/84	115.2	(3)	(3)	(3)	(3)
Other knit outerwear		2253-3	12/84	102.5	102.4	102.8	1.4	.4
Women's, misses' & juniors' knit outerwear, excl. sweaters, jackets, jerseys & sport shirts		2253-31	12/84	104.6	104.6	104.6	0	0
Women's, misses', and juniors' knit outerwear		2253-319	12/84	(3)	102.8	102.8	(3)	0
Men's and boys' knit outerwear, excluding sweaters, jackets, jerseys and sport shirts		2253-33	12/84	119.8	119.6	120.6	4.6	.8
Men's and boys' trousers		2253-333	06/90	(3)	101.6	100.9	(3)	-.7
Men's and boys' shirts, excluding sport shirts		2253-335	12/84	116.4	111.5	111.4	-2.6	-.1
Men's and boys' other knit outerwear		2253-338	12/84	121.1	121.0	122.3	5.8	1.1
Contract work on knitting and dyeing knit outerwear		2253-9						
Contract work on knitting and dyeing knit outerwear		2253-911	12/84	123.4	125.1	125.1	2.5	0
Secondary products and miscellaneous receipts		2253-SM						
Secondary products		2253-S	12/84	(3)	113.5	113.5	(3)	0
Other secondary products		2253-SSS	06/90	(3)	105.8	105.8	(3)	0
Knit underwear and nightwear mills	2254		06/82	123.3	123.6	123.5	3.6	-.1
Primary products		2254-P	06/82	124.2	124.4	124.3	3.5	-.1
Men's and boys' knit underwear		2254-A	06/82	123.3	123.4	123.3	3.8	-.1
Men's and boys' undershirts, except thermal		2254-1	06/82	121.9	121.9	121.9	5.9	0
Undershirts, except athletic types		2254-122	06/82	121.5	121.5	121.5	5.7	0
Men's and boys' shorts and briefs		2254-4	06/82	103.8	103.8	103.8	1.9	0
Shorts and briefs, except thermal underwear and union suits		2254-411	12/87	103.2	103.2	103.2	1.9	0
Women's and children's underwear and nightwear		2254-C	06/82	127.9	128.2	128.2	2.6	0
Women's and children's underwear		2254-2	06/82	132.9	133.3	133.3	2.8	0
Women's underwear		2254-21	06/82	132.8	133.7	133.6	3.6	-.1
Panties		2254-213	09/82	135.1	136.2	136.2	3.7	0
Women's and children's nightwear		2254-3	06/82	122.5	122.5	122.5	2.2	0
Secondary products and miscellaneous receipts		2254-SM						
Secondary products		2254-S	06/82	115.6	116.4	116.4	4.6	0
Circular knit fabrics	2257		06/81	106.2	106.2	105.8	.1	-.4
Primary products		2257-P	06/81	106.5	106.5	106.3	.1	-.2
Gray fabrics		2257-1						
Gray fabrics		2257-111	06/81	110.5	110.5	110.9	-1.6	.4
Finished underwear and nightwear fabrics		2257-2						
Finished underwear and nightwear fabrics		2257-211	06/81	129.5	128.6	(3)	(3)	(3)
Finished high pile fabrics		2257-4						
Finished high pile fabrics		2257-411	06/81	104.2	104.2	104.2	-2.4	0
Finished single knit outerwear fabrics		2257-5	06/81	108.3	109.0	108.3	1.9	-.6
Manmade and chiefly manmade fibers		2257-511	06/81	110.1	110.1	109.3	1.1	-.7
All other fibers		2257-512	06/81	110.2	112.4	111.9	3.6	-.4
Finished rib knit outerwear fabrics, excluding double knit and interlock		2257-6	06/87	108.5	109.3	109.3	2.4	0
Manmade and chiefly manmade fibers		2257-611	06/87	103.8	103.8	103.8	2.6	0
All other fibers		2257-612	06/87	112.3	113.9	113.9	(3)	0
Finished double knit outerwear fabrics, including interlock and eightlock fabrics		2257-7	06/81	97.1	95.4	94.5	-4.3	-.9
Manmade and chiefly manmade fibers		2257-711	06/81	94.9	93.1	92.3	-4.6	-.9
All other finished circular knit fabrics		2257-8						
All other finished circular knit fabrics		2257-811	06/81	105.9	105.9	105.9	.9	0
Contract work on gray and finished circular knit fabric		2257-9	06/81	110.8	111.0	111.2	1.8	.2
Contract knitting of gray fabric		2257-911	06/87	104.6	104.6	104.6	.4	0
Contract knitting/finishing		2257-915	06/81	111.8	112.1	112.3	2.5	.2
Secondary products and miscellaneous receipts		2257-SM						
Secondary products		2257-S	06/81	108.6	108.6	108.6	0	0
Warp knit fabrics	2258		06/81	112.1	112.2	112.2	1.5	0
Primary products		2258-P	06/81	111.6	111.7	111.7	2.2	0
Gray goods		2258-1						
Gray goods		2258-101	06/81	112.6	112.7	112.7	4.6	0
Finished underwear and nightwear fabrics		2258-2	06/81	110.0	110.9	110.9	2.8	.0
Manmade and chiefly manmade fibers		2258-211	06/81	123.6	124.6	124.6	2.8	0
Finished outerwear fabrics		2258-3	06/81	116.3	115.2	115.2	2.0	0

See footnotes at end of table.

Digitized for FRASER
http://fraser.stlouisfed.org/
Federal Reserve Bank of St. Louis

Table 5. Producer price indexes for the net output of selected industries and their products—Continued

Industry and product[1]	Industry code	Product code	Index base	Index			Unadjusted percent change to Sep. 1990 from —	
				May 1990[2]	Aug. 1990[2]	Sep. 1990[2]	Sep. 1989	Aug. 1990
Warp knit fabrics—Continued								
Manmade and chiefly manmade fibers		2258-311	06/87	114.2	113.2	113.2	2.1	0
Other finished warp knit fabrics		2258-4	06/81	110.7	110.8	110.8	-.9	0
Others		2258-439	09/81	120.5	120.6	120.6	-.9	0
Contract work on gray and finished warp knit fabric		2258-9	06/81	109.6	109.6	109.6	1.4	0
Contract knitting/finishing		2258-915	06/81	109.6	109.6	109.6	1.4	0
Secondary products and miscellaneous receipts		2258-SM						
Secondary products		2258-S	06/81	117.2	117.5	117.5	1.9	0
Other secondary products		2258-SSS	06/81	127.9	128.9	128.9	5.9	0
Knitting mills n.e.c.	2259		12/85	111.5	111.7	111.7	2.1	0
Primary products		2259-P	12/85	111.5	111.5	111.5	2.0	0
Other knit end products		2259-2	12/85	107.4	107.4	107.4	3.4	0
Other knit end products, n.e.c.		2259-298	12/85	107.4	107.4	107.4	3.4	0
Dyeing and finishing textiles, except wool fabrics and knit goods	226		12/84	116.5	117.1	117.5	1.7	.3
Finished cotton broadwoven fabric	2261		06/84	113.1	114.4	114.3	4.0	-.1
Primary products		2261-P	06/84	115.1	116.2	116.0	3.6	-.2
Non-commission finished fabric		2261-7	06/84	115.7	115.6	115.9	3.7	.3
Plain weaves		2261-72	06/87	115.9	115.8	116.3	6.6	.4
Other plain weaves		2261-725	06/87	120.9	120.5	121.1	5.5	.5
Commission finishing		2261-9						
Commission finishing		2261-911	02/86	113.8	117.1	115.9	3.3	-1.0
Secondary products and miscellaneous receipts		2261-SM						
Secondary products		2261-S	06/84	99.8	101.8	101.8	5.5	0
Finished synthetic fiber and silk broadwoven fabric	2262		06/84	120.3	121.0	121.5	1.5	.4
Primary products		2262-P	06/84	122.8	123.1	123.6	1.1	.4
Non-commission finished fabric		2262-8	06/84	127.3	127.2	127.2	-.6	0
Commission finishing		2262-9	06/84	114.3	115.2	116.8	4.8	1.4
Commission finishing		2262-911						
Secondary products and miscellaneous receipts		2262-SM						
Secondary products		2262-S	06/84	113.0	115.4	116.1	3.0	.6
Finished yarn, raw stock, braided goods and narrow fabric, except knits and wool	2269		06/83	115.9	115.7	115.8	.7	.1
Primary products		2269-P	06/83	117.2	117.0	117.2	.9	.2
Non-commission finishing		2269-A	12/89	100.7	100.3	100.5	(3)	.2
Dyed yarn		2269-2	06/83	117.2	116.7	117.0	.6	.3
Chiefly carded cotton yarn		2269-221	06/83	110.1	114.6	113.2	6.0	-1.2
Chiefly combed cotton yarn		2269-223	06/83	134.8	135.4	134.6	4.6	-.6
Chiefly acrylic or modacrylic yarn		2269-232	06/83	108.6	107.6	107.6	-1.7	0
Polyester/cotton spun yarn		2269-241	06/83	110.3	106.2	107.5	(3)	1.2
Other chiefly polyester spun yarn		2269-243	06/83	122.7	123.6	122.4	-.2	-1.0
Other dyed yarn		2269-254	06/83	119.8	119.5	122.2	(3)	2.3
Finished braided or woven narrow fabric		2269-771	11/83	110.9	111.1	111.1	(3)	0
Commission finishing		2269-B	12/89	101.1	102.0	102.0	(3)	0
Chiefly carded cotton yarn		2269-921	12/89	102.1	102.1	102.1	(3)	0
Chiefly rayon or acetate yarn		2269-922	12/89	(3)	(3)	(3)	(3)	(3)
Bleached or dyed raw stock		2269-923	12/89	101.5	105.0	105.0	(3)	0
Other commission finishing		2269-929	12/89	101.1	101.4	101.4	(3)	0
Secondary products and miscellaneous receipts		2269-SM						
Secondary products		2269-S	11/83	111.9	112.3	112.3	.4	0
Floor covering mills	227		12/84	109.5	109.7	109.2	1.9	-.5
Carpet and rugs	2273		06/90	(3)	100.5	99.9	(3)	-.6
Primary products		2273-P	06/90	(3)	100.3	99.8	(3)	-.5
Woven carpet and rugs		2273-1	06/85	120.0	122.3	122.2	4.3	-.1
Woven carpet and rugs, including mats and art squares		2273-111	06/85	120.0	122.3	122.2	4.3	-.1
Tufted carpet and rugs		[illegible]	12/79	139.2	139.1	138.5	1.6	-.4
Bathmats and sets and scatter rugs 6 X 9 or less		[illegible]	12/79	145.0	149.8	146.7	-2.2	-2.1
Tufted broadloom		[illegible]	12/79	140.0	139.6	139.2	2.3	-.3
Nylon tufted broadloom		[illegible]	12/79	147.9	147.6	147.0	2.7	-.4
Other tufted broadloom		[illegible]	12/79	110.7	106.1	106.9	-5.0	.8
Automobile and aircraft carpeting		2273-255	12/79	(3)	122.2	122.2	(3)	0
Other tufted carpet and rugs, including artificial grass		2273-277	02/85	(3)	117.8	117.8	(3)	0
Finishing only		2273-288	12/86	103.9	103.5	103.5	-.4	0
Other carpet and rugs		2273-3	06/85	113.1	113.1	113.0	-.4	-.1
Needle punched carpet and rugs		2273-321	06/85	(3)	110.4	110.2	(3)	-.2
Secondary products and miscellaneous receipts		2273-SM						
Miscellaneous receipts		2273-M	06/90	(3)	(3)	(3)	(3)	(3)
Yarn and thread mills	228		12/84	109.9	109.7	109.7	2.0	0
Spun yarn	2281		12/82	106.3	106.5	106.2	1.9	-.3
Primary products		2281-P	12/82	106.5	106.7	106.4	1.4	-.3
Carded cotton yarns		2281-1	12/82	96.1	96.3	95.4	-.1	-.9
Gray carded cotton yarns for sale to others		2281-113	12/82	96.0	96.2	95.2	.4	-1.0

See footnotes at end of table.

Digitized for FRASER
http://fraser.stlouisfed.org/
Federal Reserve Bank of St. Louis

Table 5. Producer price indexes for the net output of selected industries and their products—Continued

Industry and product[1]	Industry code	Product code	Index base	Index			Unadjusted percent change to Sep. 1990 from —	
				May 1990[2]	Aug. 1990[2]	Sep. 1990[2]	Sep. 1989	Aug. 1990
Spun yarn—Continued								
1 - 20 count		2281-1131	12/82	105.0	105.6	104.4	2.7	-1.1
Combed cotton yarns		2281-2	12/82	105.9	107.0	106.8	-.7	-.2
Gray combed cotton yarns for sale to others		2281-213	12/82	105.9	107.1	106.9	-.6	-.2
1 - 25 count		2281-2131	12/82	98.8	100.1	100.1	-2.2	0
26 count and over		2281-2133	12/82	111.6	112.4	111.8	(3)	-.5
Rayon and/or acetate spun yarns		2281-3	12/82	125.9	125.6	125.6	3.6	0
Gray rayon and/or acetate spun yarns for sale to others		2281-313	12/82	125.9	125.6	125.6	3.6	0
Spun noncellulosic fiber, silk, and wool yarns		2281-4	12/82	107.6	107.5	107.1	.3	-.4
Spun chiefly polyester yarns		2281-41	12/82	108.8	108.4	107.4	-.2	-.9
Gray spun chiefly polyester yarns for sale to others		2281-413	12/82	105.3	104.5	103.2	-2.0	-1.2
100% spun polyester		2281-4133	12/82	114.0	111.8	111.5	-1.6	-.3
Blends, chiefly polyester		2281-4135	12/82	103.2	102.8	101.2	-2.1	-1.6
50-50 polyester/cotton blend		2281-41351	12/82	103.5	103.1	101.3	-2.4	-1.7
Spun noncellulosic fiber, silk, and wool yarns, excluding polyester		2281-42	12/82	107.2	107.3	107.1	.5	-.2
Gray spun noncellulosic fiber, silk, and wool yarns for sale		2281-423	12/82	105.5	105.3	104.8	.6	-.5
100% acrylic		2281-4231	12/82	105.7	105.7	105.7	1.2	0
100% nylon		2281-4233	12/82	105.0	104.6	104.6	.7	0
Chiefly wool		2281-4234	12/88	101.1	101.1	101.1	-5.2	0
Other spun noncellulosic fiber and silk yarns, including blends		2281-4235	12/82	106.8	106.8	103.3	-.3	-3.3
Finished spun noncellulosic fiber, silk, and wool yarns		2281-427	12/82	110.5	111.1	111.9	.5	.7
Other spun noncellulosic fiber and silk yarns		2281-4273	12/88	104.6	106.2	106.8	2.1	.6
Interplant transfers of gray spun yarn		2281-6	12/88	103.6	104.8	104.8	6.5	0
Texturing, throwing, and winding mill products: cotton, manmade fibers, silk, and wool	2282		12/82	121.4	120.1	120.5	1.6	.3
Primary products		2282-P	12/82	120.9	119.5	119.9	1.4	.3
Thrown filament yarns, except textured		2282-3	12/82	120.9	121.6	121.6	4.5	0
Machine knitting yarns		2282-332	12/82	119.8	122.1	122.1	8.1	0
Other thrown yarns		2282-335	12/82	120.9	120.9	120.9	3.8	0
Textured, bulked, or crimped filament yarn (made from purchased yarn)		2282-5	12/82	122.7	121.1	121.7	1.2	.5
Nylon		2282-515	12/82	117.8	117.8	119.6	5.2	1.5
Nylon (35 - 59 denier)		2282-51512	12/82	121.1	121.1	121.1	7.6	0
Nylon (60 - 89 denier)		2282-51513	12/82	111.2	111.2	111.2	9.3	0
Nylon (90 - 210 denier)		2282-51514	12/82	112.7	112.7	112.7	8.6	0
Nylon (1000 - 1499 denier)		2282-51516	12/88	101.0	101.0	103.7	4.0	2.7
Polyester		2282-551	12/82	130.4	126.7	125.9	-3.2	-.6
Polyester (145 - 179 denier)		2282-55123	12/82	133.0	130.3	129.3	-2.3	-.8
All other textured filament yarns		2282-571	02/83	110.7	109.7	109.8	-.8	.1
Commission texturing, throwing, plying, etc. of filament yarns		2282-9	12/82	113.4	109.4	109.4	-2.0	0
Commission texturing or throwing of filament yarns		2282-911	12/82	119.2	113.6	113.6	-3.6	0
Secondary products and miscellaneous receipts		2282-SM						
Secondary products		2282-S	12/88	109.0	109.0	109.0	4.1	0
Thread mills	2284		06/84	121.4	121.4	122.2	3.7	.7
Primary products		2284-P	06/84	121.2	121.2	122.0	3.7	.7
Finished thread for use in the home		2284-1	06/84	114.5	114.7	114.7	.2	0
Manmade fiber thread and other thread		2284-157	06/84	115.5	115.5	115.5	-.1	0
Finished thread for industrial or manufacturers' use		2284-2	06/84	123.0	123.0	124.1	4.4	.9
Manmade fiber thread and other thread		2284-225	06/84	122.2	122.2	123.8	4.6	1.3
Spun polyester		2284-22501	06/84	116.0	116.0	124.6	10.4	7.4
Corespun		2284-22502	06/84	116.8	116.8	116.8	3.2	0
Textured polyester and nylon		2284-22503	12/88	117.0	117.0	117.0	5.8	0
Filament polyester and nylon		2284-22504	06/84	124.1	124.2	124.2	1.8	0
Secondary products and miscellaneous receipts		2284-SM						
Secondary products		2284-S	12/84	121.7	121.7	121.7	4.4	0
Miscellaneous textile goods	229		12/84	114.8	114.4	114.3	1.1	-.1
Felt goods, except woven felt and hats	2291		12/85	109.7	109.2	109.2	-2.1	0
Primary products		2291-P	12/85	112.5	111.9	111.9	-2.5	0
Pressed wool felt		2291-1	12/85	130.7	128.0	128.0	-3.8	0
Industrial felt		2291-111	12/85	129.0	119.2	119.2	-8.0	0
Punched or needled felts		2291-2	12/85	104.7	105.0	105.0	-1.8	0
Wool felts and man-made fiber felts		2291-247	12/85	105.8	106.5	106.5	-3.6	0
Lace goods	2292		12/85	124.7	123.6	123.6	3.9	0
Primary products		2292-P	12/85	127.0	125.6	125.6	4.2	0
Secondary products and miscellaneous receipts		2292-SM						
Miscellaneous receipts		2292-M	12/85	110.8	(3)	110.8	0	(3)
Contract work and other miscellaneous receipts		2292-XY9	12/85	110.8	(3)	110.8	0	(3)
Padding and upholstery filling	2293		12/85	109.1	109.2	109.6	1.1	.4
Primary products		2293-P	12/85	109.5	109.7	110.1	1.2	.4
Padding and pads		2293-11	12/85	104.6	104.6	104.6	.5	0
All other padding		2293-119	12/85	116.4	116.4	116.4	1.6	0
Batting, wadding, and mattress felts		2293-13	12/85	116.4	116.4	117.1	1.5	.6
Made from cotton linters, cotton waste, and raw cotton		2293-132	12/85	108.2	108.2	109.6	2.7	1.3
Made from all other fibers		2293-134	12/85	124.1	124.1	124.1	.3	0
Upholstery filling		2293-157	12/85	108.9	111.0	112.6	4.3	1.4

See footnotes at end of table.

Digitized for FRASER
http://fraser.stlouisfed.org/
Federal Reserve Bank of St. Louis

Table 5. Producer price indexes for the net output of selected industries and their products—Continued

Industry and product[1]	Industry code	Product code	Index base	Index			Unadjusted percent change to Sep. 1990 from —	
				May 1990[2]	Aug. 1990[2]	Sep. 1990[2]	Sep. 1989	Aug. 1990
Processed textile waste	2294		12/85	142.2	141.8	141.7	6.1	-0.1
Primary products		2294-P	12/85	148.2	147.7	147.6	6.6	-.1
Recovered fibers, processed mill waste, and related products		2294-1						
Fibers recovered from clips and rags (new and used)		2294-114	12/85	94.2	94.2	94.2	-1.2	0
Fibers recovered from mill waste, excluding fibers recovered from clips and rags		2294-12	12/85	152.6	152.1	152.0	7.1	-.1
Manmade fibers		2294-127	12/85	147.5	146.2	146.1	4.5	-.1
Nylon		2294-12713	12/85	102.9	100.3	99.9	.8	-.4
All other manmade fibers, including combinations of fiber types		2294-12714	12/85	162.3	164.2	164.0	13.1	-.1
Coated fabrics, not rubberized	2295		06/85	115.7	115.0	114.7	2.6	-.3
Primary products		2295-P	06/85	113.7	112.8	112.4	1.9	-.4
Vinyl coated or laminated fabric		2295-2	06/85	113.2	111.9	112.2	1.8	.3
Lightweight fabric, 10 oz. & under/sq. yd. finished wt		2295-211	06/85	106.3	106.3	106.2	1.2	-.1
Mediumweight fabric, over 10 oz. to 16 oz./sq. yd. finished wt		2295-222	06/85	116.1	116.2	116.2	.7	0
Woven fabric base		2295-22222	06/85	112.4	112.7	112.7	2.1	0
Knitted fabric base		2295-22224	06/85	119.1	(3)	(3)	(3)	(3)
Heavyweight fabric, over 16 oz./sq. yd. finished wt		2295-233	06/85	113.3	111.1	111.5	2.4	.4
Knitted fabric base		2295-23334	06/85	116.1	113.4	113.4	3.6	0
Nonwoven fabric base		2295-23336	06/85	110.8	110.8	110.8	.7	0
Polyurethane & other coated & laminated fabric		2295-3	06/85	115.6	115.6	113.0	1.9	-2.2
Polyurethane coated or laminated fabric		2295-315	06/85	125.0	126.6	126.3	7.9	-.2
Other coated or laminated fabric		2295-322	06/85	114.0	113.8	110.9	.9	-2.5
Lightweight fabric, 10 oz. & under/sq. yd. finished wt		2295-3222	06/85	117.1	116.8	113.5	2.4	-2.8
Woven fabric base		2295-32222	06/85	121.4	120.9	119.8	5.9	-.9
Mediumweight fabric, over 10 oz. to 16 oz./sq. yd. finished wt		2295-3223	06/85	108.1	108.1	104.7	-3.1	-3.1
Woven fabric base		2295-32232	06/85	107.3	107.3	103.5	-3.5	-3.5
Heavyweight fabric, over 16 oz./sq. yd. finished wt		2295-3224	06/85	113.6	113.6	113.6	3.4	0
Secondary products and miscellaneous receipts		2295-SM						
Secondary products		2295-S	06/85	112.5	112.5	112.5	7.9	0
Tire cord and fabric	2296		06/84	111.3	111.1	110.8	.2	-.3
Primary products		2296-P	06/84	110.5	110.3	110.0	.2	-.3
Tire cord and fabric		2296-1	06/84	110.5	110.3	110.0	.2	-.3
Nylon tire cord and fabric		2296-122	06/84	102.4	102.4	102.3	.8	-.1
Polyester tire cord and fabric		2296-133	06/84	106.5	106.5	106.1	1.2	-.4
Steel tire cord and fabric		2296-155	06/84	133.4	132.1	131.7	(3)	-.3
Nonwoven fabrics and related products	2297		12/85	119.7	119.5	119.6	1.7	.1
Primary products		2297-P	12/85	123.0	122.8	122.9	1.7	.1
Nonwoven fabrics		2297-1	12/85	123.4	123.2	123.3	2.8	.1
Spun bonded, dry laid, and others		2297-13	12/85	118.8	118.5	118.8	4.9	.3
Under 0.8 ounces per square yard		2297-131	12/85	110.7	110.6	110.6	3.5	0
0.8 ounces to 1.5 ounces per square yard		2297-133	12/85	121.4	121.4	121.4	2.6	0
Over 1.5 ounces per square yard		2297-135	12/85	121.3	120.7	121.3	5.9	.5
Secondary products		2297-S	06/86	102.3	102.3	102.3	(3)	0
Cordage and twine	2298		06/85	116.6	116.5	116.9	2.9	.3
Primary products		2298-P	06/85	116.9	116.8	117.3	2.4	.4
Hard fiber cordage and twine		2298-1	06/85	83.8	(3)	83.6	5.4	(3)
Soft fiber cordage and twine, except cotton		2298-2	06/85	124.7	124.6	125.2	1.6	.5
Manmade fiber cordage and twine		2298-2A	06/85	126.5	126.4	127.0	1.7	.5
Fish line, fish net, and fish netting (made in this establishment)		2298-207	06/85	165.6	(3)	172.4	6.4	(3)
Rope		2298-208	06/85	115.5	114.1	113.7	-.4	-.4
Polypropylene		2298-20811	06/85	121.4	117.3	116.8	-1.7	-.4
Nylon		2298-20812	06/85	116.8	117.7	117.0	.6	-.6
All other rope, including rope made with combinations of material		2298-20815	06/85	91.7	93.1	94.6	3.5	1.6
Twine, agricultural		2298-211	06/85	111.6	109.3	(3)	(3)	(3)
All other manmade fiber cordage and twine, including industrial twine		2298-212	06/85	118.6	118.7	118.9	.7	.2
Secondary products and miscellaneous receipts		2298-SM						
Secondary products		2298-S	06/85	105.0	105.0	105.0	1.2	0
Textile goods, n.e.c.	2299		06/85	113.1	113.0	111.8	-6.1	-1.1
Primary products		2299-P	06/85	114.1	114.0	112.6	-7.4	-1.2
Scouring and combing mill products		2299-3	06/85	119.4	118.3	114.7	-14.8	-3.0
Other textile goods, n.e.c.		2299-5	06/85	105.7	107.3	108.2	.9	.8
Secondary products and miscellaneous receipts		2299-SM						
Apparel and other finished products made from fabrics and similar materials	23		12/84	112.7	113.5	113.6	2.4	.1
Men's and boys' suits and coats	231		12/80	145.2	146.2	146.2	2.9	0
Men's and boys' suits and coats	2311		12/80	145.2	146.2	146.2	2.9	0
Primary products		2311-P	12/80	145.5	146.5	146.6	3.0	.1
Men's and boys' suits and coats, excluding contract work		2311-A	12/86	117.3	118.2	118.2	3.0	0
Men's suits		2311-1	12/80	148.4	149.6	149.6	3.5	0
Business suits		2311-11	12/80	149.5	150.8	150.8	3.5	0
Regular weight business suits		2311-113	12/80	147.4	149.4	149.4	2.3	0

See footnotes at end of table.

Digitized for FRASER
http://fraser.stlouisfed.org/
Federal Reserve Bank of St. Louis

Table 5. Producer price indexes for the net output of selected industries and their products—Continued

Industry and product[1]	Industry code	Product code	Index base	Index			Unadjusted percent change to Sep. 1990 from —	
				May 1990[2]	Aug. 1990[2]	Sep. 1990[2]	Sep. 1989	Aug. 1990
Men's and boys' suits and coats—Continued								
All wool or wool blends		2311-11347	12/86	121.5	123.2	123.2	2.5	0
Light weight business suits		2311-117	12/80	154.6	154.1	154.1	6.3	0
Fabrics except all wool or wool blends		2311-11744	12/80	160.2	(3)	(3)	(3)	(3)
All wool or wool blends		2311-11747	12/80	149.8	149.8	149.8	5.9	0
Men's tailored dress and sport coats and jackets		2311-3	12/80	140.8	142.0	142.0	3.0	0
Business type dress and sport coats and jackets		2311-321	12/80	140.0	141.4	141.4	3.4	0
Fabrics except wool and cotton		2311-32144	12/80	136.8	137.1	137.1	2.8	0
All wool or wool blends		2311-32145	12/86	122.8	125.6	125.5	4.4	-.1
Dress, sport coats and jackets, except business, incl. sep. vests		2311-322	12/80	144.1	144.1	144.1	.4	0
Receipts for contract work on men's and boys' suits and coats		2311-9	12/80	154.0	154.4	154.7	3.4	.2
Secondary products and miscellaneous receipts		2311-SM						
Secondary products		2311-S	12/80	149.3	149.3	149.3	1.6	0
Other secondary products		2311-SSS	12/80	157.9	157.9	157.9	1.7	0
Men's and boys' separate trousers		2327-S	12/80	140.9	140.9	140.9	1.4	0

Digitized for FRASER
http://fraser.stlouisfed.org/
Federal Reserve Bank of St. Louis

Table 5. Producer price indexes for the net output of selected industries and their products—Continued

Industry and product[1]	Industry code	Product code	Index base	Index			Unadjusted percent change to Sep. 1990 from —	
				May 1990[2]	Aug. 1990[2]	Sep. 1990[2]	Sep. 1989	Aug. 1990
Men's, youths' & boys' furnishings, work clothing & allied garments	232		12/84	112.7	113.5	113.4	2.0	-0.1
Men's and boys' shirts, except work shirts	2321		06/83	113.6	114.6	114.5	2.8	-.1
Primary products		2321-P	06/83	113.9	114.8	114.7	2.7	-.1
Men's and boys' knit outerwear sport shirts, including sweatshirts		2321-2	06/83	109.9	110.4	110.4	2.4	0
Men's knit outerwear sportshirts, including sweatshirts		2321-211	06/83	108.2	108.9	108.6	3.4	-.3
All cotton and chiefly cotton fibers		2321-21115	06/83	113.0	114.4	114.4	2.8	0
All manmade and chiefly manmade fibers		2321-21117	06/83	102.2	102.4	102.0	3.9	-.4
Boys' knit outerwear sport shirts, including sweatshirts		2321-225	06/83	114.4	114.4	115.3	-.4	.8
All manmade and chiefly manmade fibers		2321-22527	06/83	118.5	118.5	119.4	-.4	.8
Men's and boys' dress and woven sport shirts, including uniform shirts		2321-4	06/83	115.8	117.1	116.9	2.5	-.2
Men's dress and business shirts and collars, including uniform shirts		2321-417	06/83	122.7	124.6	124.2	2.1	-.3
All cotton and chiefly cotton fibers		2321-41718	06/83	117.2	118.9	119.4	3.2	.4
All manmade and chiefly manmade fibers		2321-41721	06/83	124.1	126.1	125.1	1.5	-.8
Men's woven sport shirts		2321-427	06/83	111.0	111.2	111.2	3.8	0
All cotton and chiefly cotton fibers		2321-42713	09/83	116.8	116.9	116.9	2.5	0
All manmade and chiefly manmade fibers		2321-42714	06/83	107.9	108.2	108.2	4.7	0
Boys' dress and uniform shirts and collars		2321-437	06/83	107.5	108.3	108.3	.7	0
Boys' woven sport shirts		2321-438	09/83	100.1	100.3	100.3	.4	0
Contract work on men's and boys shirts		2321-9	06/83	113.6	114.5	114.5	4.1	0
Contract work on men's and boys' shirts and collars		2321-913	06/83	113.6	114.5	114.5	4.1	0
Secondary products and miscellaneous receipts		2321-SM						
Miscellaneous receipts		2321-M	06/83	105.4	105.6	105.6	5.6	0
Resales		2321-Z89	06/83	104.0	104.0	104.0	6.2	0
Secondary products		2321-S	06/83	115.4	117.8	117.6	2.7	-.2
Men's and boys' underwear and nightwear	2322		06/82	117.4	119.0	119.0	3.1	0
Primary products		2322-P	06/82	114.1	115.9	115.9	3.4	0
Men's and boys' knit underwear		2322-A	06/82	115.4	117.4	117.4	2.8	0
Knit undershirts, except thermal		2322-1	06/82	120.0	120.0	120.0	5.3	0
Undershirts, except athletic type		2322-122	06/82	119.4	119.4	119.4	5.8	0
Knit shorts and briefs, except thermal		2322-4	06/82	113.7	117.6	117.6	1.3	0
Secondary products and miscellaneous receipts		2322-SM						
Secondary products		2322-S	06/82	144.8	144.2	144.7	5.4	.3
Men's and boys' neckwear	2323		12/83	120.2	120.8	120.9	2.9	.1
Primary products		2323-P	12/83	120.2	120.9	120.9	2.8	0
Men's and boys' neckwear		2323-1	12/83	120.2	120.9	120.9	2.8	0
Men's and boys' neckties		2323-12	12/83	120.7	121.4	121.5	3.1	.1
All silk		2323-121	12/83	145.7	147.3	147.5	7.2	.1
All polyester		2323-127	12/83	116.1	116.4	116.4	1.5	0
Other fabrics, including blends		2323-129	12/83	102.3	102.6	102.5	.6	-.1
Men's and boys' neckwear, n.e.c., including mufflers and scarfs		2323-149	12/83	113.0	113.4	113.4	(3)	0
Secondary products and miscellaneous receipts		2323-SM						
Miscellaneous receipts		2323-M	12/83	125.4	125.4	125.4	(3)	.0
Contract work		2323-Y93	01/90	(3)	100.0	100.0	(3)	0
Men's and boys' separate trousers	2327		12/81	120.8	120.9	121.0	1.7	.1
Primary products		2327-P	12/81	121.8	121.9	122.0	2.1	.1
Men's and boys' dress and sport trousers and dress shorts		2327-1	12/81	119.3	119.4	119.5	1.3	.1
Men's dress and sports trousers, except uniform		2327-112	12/81	122.4	122.5	122.6	1.2	.1
All wool and chiefly wool, all fabric constructions		2327-1122	06/87	128.2	128.4	128.4	1.3	0
All cotton and chiefly cotton, all fabric constructions		2327-1124	12/81	109.4	108.1	108.1	1.5	0
All manmade and chiefly manmade, except manmade/wool blends		2327-1125	12/81	121.1	121.4	121.6	1.1	.2
Woven		2327-11251	12/81	117.4	117.5	117.6	.9	.1
Knit		2327-11252	12/81	121.6	123.7	123.7	2.3	0
Manmade/wool blends (chiefly manmade), all fabric constructions		2327-1127	12/81	128.0	128.8	129.0	1.9	.2
Men's and boys' dress shorts		2327-146	06/87	(3)	(3)	(3)	(3)	(3)
Boys' dress and sport trousers, including uniform		2327-157	06/87	106.8	106.8	106.8	-.7	0
Receipts for contract work on men's and boys' trousers		2327-9						
Receipts for contract work on men's and boys' trousers		2327-911	12/81	132.2	132.2	132.4	4.3	.2
Secondary products and miscellaneous receipts		2327-SM						
Secondary products		2327-S	12/81	127.5	127.5	127.5	2.3	0
Other secondary products		2327-SSS	12/81	128.5	128.5	128.5	2.3	0
Men's and boys' work clothing		2328-S	12/81	125.5	125.5	125.5	2.4	0
Men's and boys' work clothing	2328		12/81	113.8	115.0	114.8	1.7	-.2
Primary products		2328-P	12/81	115.2	115.3	115.6	1.5	.3
Men's and boys' work shirts		2328-1						
Men's and boys' work shirts		2328-111	12/81	118.5	119.5	119.4	.8	-.1
Men's and boys' jeans, dungarees, and jean-cut casual slacks		2328-3	12/81	114.1	113.9	113.5	1.0	-.4
Men's jeans, dungarees, and jean-cut casual slacks		2328-351	12/81	114.8	114.8	114.3	1.2	-.4
Denim		2328-35126	12/81	120.1	120.0	119.3	.8	-.6
Boys' jeans, dungarees, and jean-cut casual slacks		2328-352	12/81	112.1	111.4	111.1	.5	-.3
Denim		2328-35226	12/81	113.5	112.4	112.0	-.4	-.4
Men's and boys' other work clothing		2328-4	12/81	119.6	120.2	120.2	1.5	0
Men's other work clothing		2328-451	12/81	118.7	119.4	119.4	1.7	0
Coveralls and other one piece work suits		2328-45114	12/81	113.5	115.3	115.3	2.9	0
Work pants, excluding jeans and dungarees		2328-45131	12/81	123.6	124.3	124.3	1.3	0
Receipts for contract work on men's and boys' work clothing		2328-9						

See footnotes at end of table.

Digitized for FRASER
http://fraser.stlouisfed.org/
Federal Reserve Bank of St. Louis

Table 5. Producer price indexes for the net output of selected industries and their products—Continued

Industry and product[1]	Industry code	Product code	Index base	Index			Unadjusted percent change to Sep. 1990 from —	
				May 1990[2]	Aug. 1990[2]	Sep. 1990[2]	Sep. 1989	Aug. 1990
Men's and boys' work clothing—Continued								
Secondary products and miscellaneous receipts		2328-SM						
Secondary products		2328-S	12/81	106.6	112.5	112.7	3.8	0.2
Men's and boys' separate trousers		2327-S	12/81	125.2	(3)	(3)	(3)	(3)
Other secondary products		2328-SSS	12/81	103.4	109.2	109.4	3.5	.2
Men's and boys' clothing, n.e.c.	2329		12/83	115.6	115.7	115.7	1.0	0
Primary products		2329-P	12/83	116.8	117.0	117.0	2.5	0
Men's and boys' nontailored heavy jackets and coats, including uniform, excluding ski jackets		2329-1	12/83	115.1	115.4	115.1	2.0	-.3
Men's heavy nontailored jackets and coats, including uniform		2329-121	12/83	117.9	118.3	117.9	2.3	-.3
Chiefly cotton		2329-12101	12/83	102.6	102.6	(3)	(3)	(3)
Chiefly wool		2329-12102	12/89	103.4	(3)	103.8	(3)	(3)
Other fabrics		2329-12103	12/83	123.2	123.2	123.1	2.7	-.1
Men's and boys' swimwear, sweaters, and outerwear n.e.c.		2329-2	12/83	118.3	118.5	118.6	2.9	.1
Swimwear and athletic shorts		2329-22	12/83	121.2	121.3	121.3	7.1	0
Men's and boys' athletic shorts		2329-223	12/83	119.5	119.8	119.9	2.0	.1
Men's and boys' athletic uniforms sold as such		2329-23	12/89	100.4	101.9	101.9	(3)	0
Men's and boys' outerwear, n.e.c.		2329-25	12/83	116.3	116.2	116.4	.4	.2
Men's light nontailored jackets, excluding uniform		2329-255	12/83	116.5	116.3	116.5	(3)	.2
Boys' light nontailored jackets, excluding uniform		2329-258	05/90	100.0	100.0	100.0	(3)	0
Other men's and boys' outerwear, n.e.c.		2329-259	12/83	115.5	115.5	116.1	-1.4	.5
Secondary products and miscellaneous receipts		2329-SM						
Miscellaneous receipts		2329-M	12/83	115.3	114.5	114.6	-5.1	.1
Contract work		2323-Y93	12/83	113.6	113.7	113.7	-5.9	0
Secondary products		2329-S	12/83	115.3	116.4	116.4	1.6	0
Women's, misses', and juniors' outerwear	233		12/84	112.8	113.7	114.0	2.6	.3
Women's, misses', & juniors' blouses, waists & shirts	2331		06/83	125.5	127.2	127.0	3.6	-.2
Primary products		2331-P	06/83	125.3	126.9	126.7	3.5	-.2
Women's, misses', & juniors' blouses, waists & shirts, excluding contract work		2331-A	06/86	111.7	113.5	113.3	4.3	-.2
Women's, misses', & juniors' knit outerwear sport & sweat shirts		2331-2	04/84	99.1	105.4	104.7	7.8	-.7
Knit outerwear sport shirts		2331-243	04/84	97.3	103.3	102.6	7.7	-.7
All cotton and chiefly cotton		2331-24311	04/84	147.1	163.5	163.5	14.3	0
All manmade and chiefly manmade fibers		2331-24315	06/84	107.2	108.7	107.1	1.3	-1.5
Women's, misses', & juniors' blouses, waists, & shirts, except knit sport & sweat shirts		2331-7	06/83	142.6	142.8	142.8	3.4	0
Knit blouses, waists, & shirts		2331-721	06/83	141.5	141.9	141.9	2.7	0
All cotton and chiefly cotton		2331-72116	06/86	100.7	100.7	100.7	3.4	0
All manmade and chiefly manmade fibers		2331-72117	06/83	143.5	144.1	144.1	2.6	0
Woven blouses, waists, & shirts		2331-723	06/83	143.5	143.5	143.5	3.9	0
All cotton and chiefly cotton		2331-72316	06/85	112.3	(3)	(3)	(3)	(3)
All manmade and chiefly manmade fibers		2331-72317	06/83	144.8	144.8	144.8	4.9	0
Contract work on women's, misses', & juniors' blouses, waists, & shirts		2331-9	06/83	104.2	104.3	104.3	.2	0
Secondary products and miscellaneous receipts		2331-SM						
Secondary products		2331-S	06/83	116.0	117.5	117.5	3.8	0
Other secondary products		2331-SSS	06/83	118.7	121.4	121.4	6.5	0
Women's, misses', & juniors' outerwear, n.e.c.		2339-S	06/83	112.4	112.4	112.4	.4	0
Women's, misses', and juniors' dresses	2335		12/80	124.6	124.2	124.2	1.9	0
Primary products		2335-P	12/80	126.3	125.9	125.9	1.9	0
Dresses not made on a contract basis		2335-A	06/86	113.8	113.4	113.4	2.7	0
Unit priced dresses		2335-1	12/80	126.0	125.5	125.4	2.6	-.1
Unit priced - chiefly cotton		2335-121	05/83	(3)	(3)	(3)	(3)	(3)
Unit priced - chiefly synthetic		2335-125	12/80	122.5	122.0	122.0	2.6	0
Contract work on women's and misses' dresses		2335-9	12/80	129.6	129.6	129.6	-.5	0
Secondary products and miscellaneous receipts		2335-SM						
Women's, misses', and juniors' suits and coats	2337		12/82	110.4	112.2	112.6	3.1	.4
Primary products		2337-P	12/82	111.3	113.4	113.4	2.4	0
Coats, suits, and skirts, excluding contract work		2337-A	06/86	105.7	107.4	107.9	3.0	.5
Coats, except fur, all leather, and rain		2337-1	12/82	112.3	112.3	112.3	2.6	0
All wool and chiefly wool		2337-122	12/82	117.5	(3)	(3)	(3)	(3)
Suits		2337-2	12/82	107.6	(3)	(3)	(3)	(3)
Skirts and jackets		2337-4	12/82	102.5	107.9	109.0	3.0	1.0
Skirts, including uniform		2337-41	12/82	98.8	107.6	109.5	3.1	1.8
Woven		2337-415	12/82	119.0	120.2	124.4	6.1	3.5
Jackets		2337-42	12/82	107.9	108.3	108.3	2.9	0
Separate tailored suit-type jackets, including uniform		2337-422	12/82	108.4	108.9	108.9	2.7	0
Woven		2337-42201	12/82	93.6	95.1	95.1	5.0	0
Contract work on women's, misses' and juniors' suits and coats		2337-9	12/82	126.1	130.0	128.0	.6	-1.5
Contract work on women's, misses' and juniors' suits and coats		2337-911	12/82	126.1	130.0	128.0	.6	-1.5
Secondary products and miscellaneous receipts		2337-SM						
Secondary products		2337-S	12/82	115.8	116.7	118.2	5.1	1.3
Women's, misses' and juniors' blouses, waists and shirts		2331-S	12/82	127.1	128.8	131.8	10.0	2.3
Other secondary products		2337-SSS	06/86	131.8	131.8	131.4	5.0	-.3
Women's, misses' and juniors' outerwear, n.e.c.		2339-S	12/82	97.1	97.9	99.6	2.6	1.7

See footnotes at end of table.

Digitized for FRASER
http://fraser.stlouisfed.org/
Federal Reserve Bank of St. Louis

Table 5. Producer price indexes for the net output of selected industries and their products—Continued

Industry and product[1]	Industry code	Product code	Index base	Index			Unadjusted percent change to Sep. 1990 from —	
				May 1990[2]	Aug. 1990[2]	Sep. 1990[2]	Sep. 1989	Aug. 1990
Women's, misses', and juniors' outerwear, n.e.c.	2339		06/83	102.9	103.9	104.5	1.6	0.6
Primary products		2339-P	06/83	105.6	105.7	106.7	2.4	.9
Non-commission women's, misses', and juniors' outerwear, n.e.c.		2339-A	06/86	105.2	105.3	106.0	1.7	.7
Washable service apparel		2339-2	06/86	105.0	105.0	105.0	-3.1	0
Nurses', maids', waitresses', and similar uniforms		2339-213	06/86	105.0	105.0	105.0	-3.1	0
Bathing suits		2339-4	12/83	120.8	126.5	131.5	4.9	4.0
Slacks		2339-5	06/83	96.0	95.8	96.2	3.1	.4
Jean-cut casual slacks		2339-541	06/83	95.4	94.9	94.9	-1.2	0
All cotton and chiefly cotton		2339-54101	06/83	95.4	94.9	94.9	-1.2	0
Other slacks		2339-565	06/83	96.2	96.2	96.7	4.9	.5
Knit fabric		2339-5651	06/83	115.6	115.6	115.6	6.3	0
Fabric other than all cotton and chiefly cotton		2339-56512	06/83	116.8	116.8	116.8	6.0	0
Woven fabric		2339-5652	06/83	81.2	81.3	82.2	3.7	1.1
Fabric other than all cotton and chiefly cotton		2339-56522	06/83	73.0	73.0	73.0	1.2	0
Other outerwear, n.e.c.		2339-7	06/83	112.9	110.8	110.8	-1.3	0
Play garments and dungarees		2339-71	08/83	110.3	110.1	110.1	.5	0
Dungarees		2339-715	08/83	107.6	107.6	107.6	-.5	0
Playshorts, pedal pushers, bermudas, and jamaicas		2339-716	06/84	109.6	109.3	109.3	.2	0
Other play garments, including playsuits, beachtops, and halters		2339-719	10/83	115.0	115.0	115.0	2.3	0
Contract and commission work on women's, misses', and juniors' outerwear, n.e.c.		2339-9	06/83	117.8	117.8	119.9	4.5	1.8
Contract and commission work on women's, misses', and juniors' outerwear, n.e.c.		2339-911	06/83	117.8	117.8	119.9	4.5	1.8
Secondary products and miscellaneous receipts		2339-SM						
Miscellaneous receipts		2339-M	10/83	113.9	(3)	149.1	2.4	(3)
Resales		2339-Z89	10/83	113.9	(3)	149.1	2.4	(3)
Secondary products		2339-S	06/83	101.1	100.6	100.0	.6	-.6
Women's, misses', and juniors' blouses, waists, and shirts		2331-S	06/83	96.9	96.9	96.9	1.4	0
Women's, misses', and juniors' suits, skirts, and coats		2337-S	06/83	97.5	100.3	97.5	2.1	-2.8
Other secondary products		2339-SSS	06/83	102.2	96.7	97.1	-2.7	.4
Women's, misses', children's, and infants' undergarments	234		12/84	110.5	111.7	111.5	1.5	-.2
Women's and children's underwear and nightwear	2341		06/82	113.8	114.4	114.4	1.9	0
Primary products		2341-P	06/82	115.9	116.6	116.7	1.8	.1
Women's and children's underwear and nightwear, excluding contract work		2341-A	12/87	105.5	105.7	105.8	1.7	.1
Underwear		2341-2	06/82	120.4	120.6	120.6	2.6	0
Women's underwear		2341-21	06/82	116.4	116.7	116.7	2.5	0
Slips, half slips, and petticoats		2341-211	06/82	114.6	114.7	114.7	3.8	0
Chiefly synthetic fibers		2341-2113	06/82	113.7	113.9	113.9	3.9	0
Panties		2341-213	06/82	119.4	119.6	119.6	1.8	0
Other women's underwear		2341-214	06/82	120.4	121.2	121.2	1.0	0
Girls', children's and infants' underwear		2341-22	06/82	138.2	138.2	138.2	3.5	0
Panties		2341-223	06/82	122.3	122.3	122.3	0	0
Other girls', children's and infants' underwear		2341-225	06/82	160.3	160.3	160.3	7.1	0
Nightwear		2341-3	06/82	112.0	112.3	112.3	1.1	0
Women's nightwear		2341-31	06/82	110.5	110.8	110.8	.9	0
Nightgowns		2341-315	06/82	109.7	110.1	110.1	.8	0
Chiefly synthetic fibers		2341-3153	06/82	112.6	113.0	113.0	1.0	0
Pajamas		2341-316	06/82	111.8	111.8	111.8	0	0
Chiefly synthetic fibers		2341-3163	06/82	111.8	111.8	111.8	0	0
Other women's nightwear		2341-317	06/82	113.8	114.1	114.1	2.1	0
Girls', children's and infants' nightwear		2341-32	06/82	121.0	121.0	122.1	3.7	.9
Pajamas		2341-326	06/82	112.6	112.6	114.6	5.7	1.8
Contract work on women's and children's underwear and nightwear		2341-9	06/82	118.2	121.3	121.3	2.2	0
Secondary products and miscellaneous receipts		2341-SM						
Secondary products		2341-S	06/82	91.5	91.8	91.8	1.2	0
Brassieres and allied garments	2342		06/82	125.0	128.4	127.3	.1	-.9
Primary products		2342-P	06/82	126.4	128.9	128.9	-.5	0
Brassieres and allied garments, excluding contract work		2342-A	12/87	104.2	106.3	106.3	-.5	0
Brassieres		2342-1	06/82	122.4	125.4	125.4	-1.6	0
Bandeau		2342-14	06/82	122.2	125.3	125.3	-1.9	0
Regular strap		2342-141	06/82	120.1	120.1	120.1	-4.3	0
Soft cup		2342-14112	06/82	112.5	112.5	112.5	1.3	0
Contour lined or padded strap		2342-142	06/82	125.0	135.3	135.3	2.6	0
Soft cup		2342-14212	12/87	93.9	109.1	109.1	4.2	0
Strapless, convertible or other bandeau bras		2342-143	06/82	137.0	142.2	142.2	4.6	0
Other bras, including long line		2342-15	06/82	129.5	129.5	129.5	6.7	0
Girdles, corsets, combinations and accessories		2342-2	06/82	139.2	140.4	140.4	3.0	0
Girdles, with or without openings		2342-211	12/87	107.1	107.5	107.5	2.5	0
Corsets, combinations, and accessories		2342-241	06/82	117.6	120.3	120.3	4.4	0
Secondary products and miscellaneous receipts		2342-SM						
Secondary products		2342-S	06/82	118.9	118.9	118.9	-.3	0
Hats, caps, and millinery	235		06/85	115.4	115.1	115.5	5.1	.3
Millinery	2351		06/85	105.4	106.3	106.3	2.0	0
Primary products		2351-P	06/85	105.6	106.4	106.4	1.9	0
Fur felt and wool felt		2351-112	06/85	102.0	102.0	102.0	1.0	0

See footnotes at end of table.

Digitized for FRASER
http://fraser.stlouisfed.org/
Federal Reserve Bank of St. Louis

Table 5. Producer price indexes for the net output of selected industries and their products—Continued

Industry and product[1]	Industry code	Product code	Index base	Index			Unadjusted percent change to Sep. 1990 from —	
				May 1990[2]	Aug. 1990[2]	Sep. 1990[2]	Sep. 1989	Aug. 1990
Hats and caps, except millinery	2352		06/85	117.3	116.7	117.2	5.3	0.4
Primary products		2352-P	06/85	118.4	117.8	118.3	5.9	.4
Hats and hat bodies, except cloth and millinery		2352-1	06/85	126.5	125.2	126.7	8.1	1.2
Finished straw hats, except harvest hats, men's and boys'		2352-115	06/85	111.7	(3)	(3)	(3)	(3)
Wool felt finished hats		2352-141	06/85	120.8	(3)	127.6	7.0	(3)
Fur felt finished hats		2352-183	06/85	144.8	(3)	(3)	(3)	(3)
Cloth hats and caps		2352-2	06/85	114.9	114.7	114.7	4.9	0
Men's and boys' woven cloth hats, except uniform		2352-212	06/85	136.2	139.5	139.5	15.4	0
Men's and boys' woven cloth caps, except uniform		2352-215	06/85	111.2	110.1	110.1	2.3	0
All other hats and caps, inc. harvest hats, women's uniform hats and caps, etc.		2352-298	06/85	105.9	106.3	106.3	1.5	0
Secondary products and miscellaneous receipts		2352-SM						
Secondary products		2352-S	06/85	109.9	109.9	109.9	-2.4	0
Girls', children's, and infants' outerwear	236		12/84	110.7	111.3	110.9	3.2	-.4
Girls', children's, and infants' dresses, blouses, and shirts	2361		12/84	112.2	112.8	112.3	1.9	-.4
Primary products		2361-P	12/84	113.6	114.4	113.7	1.9	-.6
Dresses, blouses, & shirts, except knit sport shirts & sweatshirts		2361-1	12/84	115.5	116.9	115.8	1.1	-.9
Dresses		2361-12	12/84	118.4	120.3	119.2	2.0	-.9
Girls' dresses		2361-121	12/84	121.7	124.3	124.2	3.5	-.6
Children's dresses		2361-123	12/84	113.1	113.0	111.0	1.8	-1.8
All or chiefly manmade fiber fabric		2361-12335	12/84	113.2	113.0	113.0	.9	0
Infants' dresses		2361-125	12/84	114.6	(3)	119.0	.5	(3)
Knit sport shirts & sweatshirts		2361-2	12/84	105.7	105.7	105.6	3.7	-.1
Knit sport shirts		2361-21	12/84	105.7	105.7	105.5	3.7	-.2
Children's knit sport shirts		2361-215	12/84	99.8	99.8	99.6	1.3	-.2
All or chiefly manmade fiber fabric		2361-21543	12/84	99.7	(3)	99.5	1.2	(3)
Contract work on dresses, blouses & shirts		2361-9	12/84	115.8	115.9	115.9	1.4	0
Secondary products and miscellaneous receipts		2361-SM						
Secondary products		2361-S	12/84	108.2	108.2	108.2	1.5	0
Girls', children's, & infants' outerwear, n.e.c.	2369		12/84	108.2	108.7	108.5	4.4	-.2
Primary products		2369-P	12/84	109.3	109.8	109.6	5.0	-.2
Coats, snowsuits, coat-and-legging sets, suits, vests, & jackets		2369-2	12/84	114.4	116.6	116.6	3.2	0
Coats		2369-21	12/84	113.1	(3)	(3)	(3)	(3)
Outerwear, n.e.c., except contract work		2369-3	12/84	110.3	110.6	110.4	6.2	-.2
Play garments		2369-34	12/84	110.6	110.7	110.7	6.0	0
Girls' play garments		2369-342	12/84	111.5	(3)	(3)	(3)	(3)
Other girls' play garments: shorts, playsuits, halter tops, etc.		2369-3425	12/88	(3)	(3)	(3)	(3)	(3)
Children's and infants' play garments, except infants' creepers and rompers		2369-345	12/84	101.1	101.4	101.4	1.0	0
Slacks		2369-3451	12/84	106.3	107.2	(3)	(3)	(3)
Jeans, dungarees, and shorts		2369-3452	02/85	93.3	93.3	93.3	-.5	0
Other fabric		2369-34522	12/88	99.5	99.5	99.5	-1.0	0
All other play garments, except infants' creepers and rompers		2369-3453	02/85	106.7	106.5	106.5	2.1	0
Infants' creepers and rompers		2369-346	12/84	123.5	(3)	123.5	13.3	(3)
All or chiefly man-made		2369-34611	12/88	(3)	(3)	(3)	(3)	(3)
Other outerwear: skirts, swimsuits, headwear, neckwear, buntings, robes, etc.		2369-39	12/84	106.7	108.3	108.3	9.3	0
Skirts		2369-393	12/84	96.2	96.2	96.2	8.9	0
Swimsuits		2369-396	12/84	116.0	(3)	(3)	(3)	(3)
Headwear, neckwear, buntings, robes, etc.		2369-398	12/84	104.4	114.1	(3)	(3)	(3)
Contract work on children's outerwear, n.e.c.		2369-9	12/84	103.3	103.3	103.3	.1	0
Secondary products and miscellaneous receipts		2369-SM						
Secondary products		2369-S	12/84	101.7	102.2	101.5	1.1	-.7
Girls', children's, and infants' dresses, blouses, & shirts		2361-S	12/84	103.5	105.4	105.4	4.0	0
Other secondary products		2369-SSS	12/84	100.0	99.8	98.8	-.4	-1.0
Fur goods	237		12/83	98.2	98.0	98.0	-5.5	0
Fur goods	2371		12/83	98.2	98.0	98.0	-5.5	0
Primary products		2371-P	12/83	101.0	100.7	100.7	-4.7	0
Fur products		2371-1	12/83	101.0	100.7	100.7	-4.7	0
Mink		2371-111	12/83	100.6	100.4	100.4	-6.0	0
Beaver, Rabbit, and Other Furs		2371-115	12/83	(3)	106.2	106.2	(3)	0
Miscellaneous apparel and accessories	238		06/85	115.0	115.9	116.0	4.2	.1
Fabric dress and work gloves	2381		06/85	114.3	114.6	114.6	2.4	0
Primary products		2381-P	06/85	111.8	112.2	112.2	2.6	0
Work gloves and mittens		2381-2	06/85	111.7	112.2	112.1	2.7	-.1
All fabric		2381-211	06/85	111.2	111.7	111.6	2.8	-.1
Single canton flannel		2381-21122	06/85	107.4	108.0	107.9	1.6	-.1
Double canton flannel		2381-21124	06/85	109.5	109.5	109.5	2.0	0
Fleeced cotton jersey		2381-21132	06/85	107.2	107.5	107.5	.6	0
Leather or plastic and fabric combinations		2381-251	06/85	115.1	115.1	115.1	1.8	0
Secondary products and miscellaneous receipts		2381-SM						
Secondary products		2381-S	06/85	123.9	123.9	123.9	-2.1	0

See footnotes at end of table.

Digitized for FRASER
http://fraser.stlouisfed.org/
Federal Reserve Bank of St. Louis

Table 5. Producer price indexes for the net output of selected industries and their products—Continued

Industry and product[1]	Industry code	Product code	Index base	Index			Unadjusted percent change to Sep. 1990 from —	
				May 1990[2]	Aug 1990[2]	Sep. 1990[2]	Sep. 1989	Aug. 1990
Robes and dressing gowns, except children's	2384		06/85	107.7	107.7	107.7	1.9	0
Primary products		2384-P	06/85	107.0	107.0	106.8	1.3	-.2
Women's, misses' and juniors' robes and dressing gowns		2384-2	06/85	106.0	106.2	105.9	1.2	-.3
All other fabrics		2384-203	06/85	105.7	105.9	105.6	1.2	-.3
Secondary products and miscellaneous reciepts		2384-SM						
Secondary products		2384-S	06/85	108.9	108.9	110.4	4.2	1.4
Waterproof outer garments	2385		06/85	115.5	115.9	115.9	2.9	0
Primary products		2385-P	06/85	116.1	116.5	116.5	2.8	0
Raincoats and raincapes		2385-141	06/85	115.0	115.4	115.4	2.2	0
Men's and boys'		2385-14111	06/85	115.2	116.2	(3)	(3)	(3)
Women's, misses', and juniors'		2385-14122	06/85	114.9	114.9	(3)	(3)	(3)
Other waterproof outer garments		2385-198	06/85	118.9	118.9	118.9	1.7	0
Secondary products and miscellaneous receipts		2385-SM						
Secondary products		2385-S	06/85	113.1	114.1	114.1	4.8	0
Leather and sheep lined clothing	2386		12/85	125.8	127.1	126.5	3.2	-.5
Primary products		2386-P	12/85	124.0	125.3	124.6	2.4	-.6
Leather coats and jackets		2386-1A	12/85	124.6	126.0	125.2	2.1	-.6
Men's and boys'		2386-101	12/85	132.1	132.3	132.3	3.4	0
Women's, misses', and juniors'		2386-102	12/85	116.6	119.3	117.8	.7	-1.3
All other leather and sheep lined clothing		2386-1B	12/85	111.8	111.3	111.3	(3)	0
Apparel belts	2387		06/85	117.9	119.6	120.6	9.2	.8
Primary products		2387-P	06/85	117.4	117.3	118.5	8.9	1.0
Leather belts		2387-1	06/85	122.8	122.7	124.7	12.1	1.6
Men's and boys'		2387-151	06/85	129.2	129.1	131.3	13.0	1.7
Belts other than leather		2387-2	06/85	105.1	105.1	104.4	.9	-.7
Women's and children's made for sale separately		2387-215	06/85	108.3	(3)	(3)	(3)	(3)
Men's and boys'		2387-251	06/85	112.2	(3)	109.3	-1.5	(3)
Secondary products and miscellaneous receipts		2387-SM						
Secondary products		2387-S	06/85	120.3	(3)	130.9	11.1	(3)
Apparel and accessories, n.e.c.	2389		12/85	111.4	111.7	111.5	3.3	-.2
Primary products		2389-P	12/85	109.9	110.4	110.4	2.7	0
Burial garments		2389-181	12/85	116.4	116.4	116.4	3.8	0
Academic caps and gowns and costumes, including theatrical		2389-191	12/85	113.3	114.2	114.2	3.5	0
Secondary products and miscellaneous receipts		2389-SM						
Miscellaneous receipts		2389-M	12/85	116.7	116.7	116.7	4.9	0
Secondary products		2389-S	12/85	116.7	116.7	114.8	7.1	-1.6
Miscellaneous fabricated textile products	239		12/84	110.5	110.9	111.1	2.2	.2
Curtains and draperies	2391		06/84	114.2	114.6	115.5	3.1	.8
Primary products		2391-P	06/84	112.2	112.6	113.4	3.2	.7
Curtains, except lace		2391-2	06/84	111.8	112.7	113.7	3.9	.9
Wholly or chiefly cotton fabrics		2391-211	06/84	102.7	104.7	109.8	6.9	4.9
Wholly or chiefly manmade fiber fabrics, plastics, and other materials		2391-222	06/84	114.0	114.6	114.6	3.2	0
Chiefly polyester fabrics		2391-22273	06/84	114.1	114.8	114.8	3.2	0
Other materials, including plastics		2391-22274	06/89	100.0	100.4	100.4	.4	0
Draperies		2391-4	06/84	112.4	112.6	113.3	2.8	.6
Wholly or chiefly cotton fabrics		2391-411	06/84	110.1	110.1	111.2	3.1	1.0
Wholly or chiefly manmade fiber fabrics, plastics, and other materials		2391-444	06/84	113.4	113.5	114.1	2.7	.5
Chiefly rayon and acetate fabrics		2391-44471	06/84	111.5	111.7	112.5	2.6	.7
Nylon and other manmade fiber fabrics, excluding rayon, acetate, and polyester		2391-44472	06/89	104.0	104.0	105.3	4.3	1.3
Chiefly polyester fabrics		2391-44473	06/84	114.6	114.6	114.9	2.7	.3
Other materials, including plastics		2391-44474	12/84	109.1	109.1	109.3	3.2	.2
Secondary products and miscellaneous receipts		2391-SM						
Miscellaneous receipts		2391-M	06/84	132.3	132.3	133.9	1.9	1.2
Contract work and other miscellaneous receipts		2391-XY9	06/84	123.7	123.7	125.7	1.9	1.6
Resales		2391-Z89	07/84	148.3	(3)	(3)	(3)	(3)
Secondary products		2391-S	06/84	117.7	117.7	117.7	1.8	0
House furnishings, n.e.c.	2392		06/83	107.6	108.4	108.6	1.6	.2
Primary products		2392-P	06/83	106.6	107.5	107.7	2.0	.2
Bedspreads and bedsets		2392-A	06/83	106.0	106.2	106.2	0	0
Tailored, quilted		2392-A11	06/88	102.6	102.8	102.8	1.2	0
Nontailored, except tufted		2392-A14	06/88	99.3	99.8	99.8	-1.6	0
Sheets and pillowcases		2392-2	06/83	109.9	111.9	111.9	2.1	0
Towels and washcloths		2392-3	06/83	96.6	97.2	97.2	1.0	0
Other house furnishings		2392-4	06/83	108.3	109.0	109.5	2.7	.5
Comforters		2392-423	06/83	89.5	90.1	90.1	1.5	0
Blankets		2392-482	06/88	104.6	110.6	109.7	4.9	-.8
Crib size		2392-48286	06/88	102.6	113.8	110.8	8.0	-2.6
All other housefurnishings, except blankets and comforters		2392-4C	06/88	105.3	105.0	105.8	2.5	.8
Shower/bath curtains, including plastic		2392-419	06/83	93.9	93.0	93.5	.6	.5
Mattress protectors		2392-431	06/83	102.2	102.2	102.2	2.9	0

See footnotes at end of table.

Digitized for FRASER
http://fraser.stlouisfed.org/
Federal Reserve Bank of St. Louis

Table 5. Producer price indexes for the net output of selected industries and their products—Continued

Industry and product[1]	Industry code	Product code	Index base	Index			Unadjusted percent change to Sep. 1990 from —	
				May 1990[2]	Aug. 1990[2]	Sep. 1990[2]	Sep. 1989	Aug. 1990
House furnishings, n.e.c.—Continued								
Other quilted, including wadded quilts and baby pads		2392-438	06/83	101.6	101.1	101.6	0.5	0.5
Bed pillows		2392-451	06/83	98.9	98.9	98.9	0	0
Fancy pillows and cushions		2392-455	06/83	113.6	112.6	118.7	9.9	5.4
Foam		2392-45557	06/83	107.2	107.2	107.2	1.0	0
Other materials		2392-45559	06/83	115.7	114.4	122.5	12.7	7.1
Mops and dusters		2392-477	06/83	113.3	116.1	116.1	5.6	0
Sponge mops		2392-47775	06/83	105.4	(3)	(3)	(3)	(3)
All other house furnishings		2392-498	06/83	120.9	120.7	120.7	1.9	0
Secondary products and miscellaneous receipts		2392-SM						
Miscellaneous receipts		2392-M	06/83	109.4	109.4	110.6	2.6	1.1
Contract work and other miscellaneous receipts		2392-XY9	06/83	107.9	107.9	107.9	.4	0
Resales		2392-Z89	06/83	111.2	111.2	113.9	5.6	2.4
Secondary products		2392-S	06/83	112.8	113.8	113.1	-3.4	-.6
Textile bags	2393		12/85	109.3	109.4	111.7	3.5	2.1
Primary products		2393-P	12/85	110.4	110.4	113.5	4.6	2.8
Vegetable fiber bags		2393-1	12/85	108.8	108.8	113.8	5.3	4.6
Cotton, including cotton canvas and open mesh cotton		2393-121	12/85	125.8	125.8	140.4	13.6	11.6
Other textile bags		2393-2	12/85	112.4	112.4	113.1	3.7	.6
Wholly or chiefly manmade fiber fabrics		2393-241	12/85	112.2	112.2	113.0	4.0	.7
Secondary products and miscellaneous receipts		2393-SM						
Secondary products		2393-S	12/85	104.1	104.1	104.1	.1	0
Canvas and related products	2394		12/85	116.0	116.4	115.8	1.1	-.5
Primary products		2394-P	12/85	115.5	115.9	115.2	1.1	-.6
Awnings		2394-211	12/85	125.1	122.0	122.1	1.8	.1
Tents		2394-3	12/85	112.1	113.0	113.0	.9	0
Camping tents		2394-344	12/85	117.4	117.4	117.4	.1	0
Other tents		2394-366	12/85	104.8	106.9	106.9	2.0	0
Commercial and other tents		2394-36637	12/85	105.4	107.6	107.6	2.1	0
Tarpaulins and other covers		2394-5	12/85	117.2	118.2	117.8	2.1	-.3
Flat		2394-533	12/85	117.7	117.7	117.7	1.6	0
Fitted		2394-555	12/85	116.7	118.7	117.9	2.6	-.7
Other products		2394-8	12/85	114.4	115.2	112.4	-.3	-2.4
Sails		2394-877	12/85	126.6	126.6	120.4	-3.2	-4.9
Other products, including shades, air cushions, fuel containers, etc.		2394-898	12/85	106.3	107.6	107.1	2.2	-.5
Secondary products and miscellaneous receipts		2394-SM						
Secondary products		2394-S	12/85	135.5	138.0	138.4	3.9	.3
Pleating, Stitching, and Tucking	2395		12/85	120.8	120.9	120.9	5.3	0
Primary products		2395-P	12/85	122.0	122.0	122.0	6.0	0
Embroideries, stamped art goods, other needlework, printing on purchased fabric		2395-1	12/85	121.6	121.6	121.6	6.9	0
Embroideries, including embroidered art needlework		2395-112	12/85	125.6	125.6	125.6	10.9	0
Stamped art goods for embroidering needlework, punching, etc. and other needlework		2395-131	12/85	127.4	(3)	(3)	(3)	(3)
Printing on purchased fabricated textile products, including silk screen		2395-141	12/85	111.0	(3)	(3)	(3)	(3)
Commission embroidering, printing, tucking, pleating, etc. for the trade		2395-9	12/85	124.7	125.1	124.8	.2	-.2
Contract tucking, pleating, hemstitching, etc.		2395-931	12/85	118.3	119.3	118.6	.6	-.6
Contract printing for the trade		2395-941	12/85	102.4	102.4	102.4	0	0
Secondary products and miscellaneous receipts		2395-SM						
Secondary products		2395-S	12/85	123.4	123.4	123.4	0	0
Automotive trimmings, apparel findings, and related products	2396		12/83	107.5	107.5	107.6	.8	.1
Primary products		2396-P	12/83	107.3	107.3	107.4	.9	.1
Men's and boys' suit and coat findings, and hat and cap trimmings		2396-1	12/83	119.5	119.5	120.7	2.7	1.0
Men's and boys' coat, suit, and trouser findings		2396-111	12/83	122.7	122.7	123.9	3.4	1.0
Automotive trimmings		2396-2	12/83	106.7	106.7	106.7	.8	0
Other trimmings and findings		2396-3	12/83	105.3	105.3	105.5	.4	.2
Women's and children's apparel trimmings and findings		2396-311	12/83	106.0	106.0	106.7	1.2	.7
Other trimmings and findings, including furniture trimmings		2396-312	12/83	(3)	90.9	90.9	(3)	0
Bias bindings, except fused or sealed edge		2396-333	12/83	(3)	122.2	122.2	(3)	0
Printing and stamping on apparel, apparel accessories, and art goods		2396-4	06/90	(3)	100.0	100.0	(3)	0
Printing on purchased textile products, including silk screen		2396-441	12/85	111.0	111.0	111.0	2.7	0
Secondary products and miscellaneous receipts		2396-SM						
Miscellaneous receipts		2396-M	12/83	(3)	(3)	(3)	(3)	(3)
Contract work and other miscellaneous receipts		2396-XY9	12/83	(3)	(3)	(3)	(3)	(3)
Secondary products		2396-S	12/83	120.8	120.8	120.6	.2	-.2
Schiffli machine embroideries	2397		06/85	126.0	126.1	126.3	-.4	.2
Primary products		2397-P	06/85	127.9	127.9	128.2	-.4	.2
Eyelet		2397-113	06/85	128.9	128.9	128.9	-3.2	0
Novelties		2397-115	06/85	127.2	127.2	127.6	1.8	.3
Secondary products and miscellaneous receipts		2397-SM						
Miscellaneous receipts		2397-M	06/85	102.2	102.2	102.9	.9	.7
Contract work and other miscellaneous receipts		2397-XY9	06/85	102.2	102.2	102.9	.9	.7
Secondary products		2397-S	06/85	117.2	117.8	117.8	(3)	0

See footnotes at end of table.

Digitized for FRASER
http://fraser.stlouisfed.org/
Federal Reserve Bank of St. Louis

Table 5. Producer price indexes for the net output of selected industries and their products—Continued

Industry and product[1]	Industry code	Product code	Index base	Index			Unadjusted percent change to Sep. 1990 from —	
				May 1990[2]	Aug. 1990[2]	Sep. 1990[2]	Sep. 1989	Aug. 1990
Fabricated textile products, n.e.c.	2399		12/85	104.7	105.2	105.1	3.8	-0.1
Primary products		2399-P	12/85	104.8	105.2	105.0	4.0	-.2
Automobile seat covers		2399-115	12/85	112.2	(3)	114.7	2.0	(3)
Seat or safety belts, including shoulder harnesses, except leather		2399-125	12/85	96.6	96.8	96.4	7.1	-.4
Flags, banners, and similar emblems		2399-141	12/85	114.6	116.9	116.9	3.8	0
All other fabricated textile products, n.e.c.		2399-198	12/85	107.0	106.9	106.9	1.9	0
Secondary products and miscellaneous receipts		2399-SM						
Miscellaneous receipts		2399-M	12/85	98.6	(3)	98.6	0	(3)
Contract work and other miscellaneous receipts		2399-XY9	12/85	97.1	(3)	97.1	0	(3)
Secondary products		2399-S	12/85	108.8	110.8	110.7	1.7	-.1
Lumber and wood products, except furniture	24		12/84	118.8	117.1	116.7	-.1	-.3
Logging camps and logging contractors	241		12/81	136.8	137.3	136.7	3.4	-.4
Logging camps and logging contractors	2411		12/81	136.8	137.3	136.7	3.4	-.4
Primary products		2411-P	12/81	134.8	135.7	135.0	4.4	-.5
Softwood logs, bolts, and timber		2411-1	12/81	153.6	154.6	153.3	5.7	-.8
Douglas fir		2411-117	12/81	156.3	156.7	156.7	8.3	0
Sawlogs and bolts		2411-11744	12/81	153.1	153.4	153.4	7.0	0
Veneer logs and bolts		2411-11766	12/81	174.5	175.7	175.7	15.0	0
Softwood, except Douglas fir		2411-13	12/81	151.9	153.2	151.2	4.1	-1.3
Southern yellow pine		2411-131	12/81	72.0	71.7	71.5	4.1	-.3
Ponderosa pine		2411-132	06/82	214.5	224.6	225.0	9.9	.2
Spruce		2411-133	12/81	154.8	155.3	155.3	6.5	0
Hemlock		2411-135	12/81	171.6	169.7	163.8	-1.4	-3.5
Western red cedar		2411-136	12/81	226.4	225.4	225.6	-5.3	.1
Other softwood log species, n.e.c.		2411-137	12/81	153.3	160.4	160.6	23.5	.1
Hardwood logs, bolts, and timber		2411-2	12/81	124.1	124.1	124.1	-1.0	0
Other hardwood log species, n.e.c.		2411-221	12/81	106.1	106.1	106.1	-2.8	0
Pulpwood		2411-3	12/81	89.4	89.0	89.0	.3	0
Softwood		2411-31115	12/81	85.0	84.6	84.6	1.0	0
Other roundwood products		2411-4	06/82	81.5	86.8	86.1	8.2	-.8
Other roundwood products, n.e.c.		2411-429	06/82	83.1	81.6	80.4	1.0	-1.5
Contract logging		2411-9	12/81	105.7	106.9	107.3	1.7	.4
Contract logging		2411-911	12/81	105.7	106.9	107.3	1.7	.4
Secondary products and miscellaneous receipts		2411-SM						
Sawmills and planing mills	242		12/84	116.5	113.6	112.8	-2.8	-.7
Sawmills and planing mills	2421		12/80	113.1	109.8	108.7	-4.1	-1.0
Primary products		2421-P	12/80	114.0	110.8	109.7	-4.3	-1.0
Hardwood lumber rough and dressed except siding		2421-1	12/80	133.2	133.1	132.6	.9	-.4
Hardwood rough lumber		2421-12	12/80	130.6	130.2	129.7	.6	-.4
Oak		2421-121	12/80	145.3	145.5	145.1	1.8	-.3
Red, no. 1 common		2421-12111	12/80	154.1	154.6	154.0	2.3	-.4
White		2421-12112	12/80	131.7	131.4	131.3	1.0	-.1
Other Oak		2421-12119	12/80	145.8	145.8	145.8	1.5	0
Poplar		2421-122	12/80	120.4	118.6	115.8	1.0	-2.4
No. 1 common		2421-12211	12/80	111.9	109.2	106.1	5.0	-2.8
Hardwood other than Oak and Poplar		2421-129	12/80	118.1	117.3	117.3	-.7	0
Gum		2421-1291	12/80	113.8	114.4	114.4	1.0	0
Maple, Beech and Ash		2421-1295	12/86	118.7	116.0	116.0	-5.3	0
Other hardwoods		2421-1299	12/80	109.6	109.9	109.9	2.7	0
Hardwood, dressed lumber, including ceiling, framing, and matched and shiplapped lumber		2421-13	12/80	147.7	150.0	148.7	2.7	-.9
Oak		2421-131	08/85	134.0	135.2	133.9	2.7	-1.0
Other hardwood species		2421-139	12/80	131.8	134.6	133.6	2.7	-.7
Softwood lumber, rough and dressed, except siding		2421-2	12/80	114.5	110.4	108.8	-5.5	-1.4
Softwood lumber, rough and dressed, Eastern species, except siding		2421-3	12/80	116.1	113.0	110.1	2.2	-2.6
Rough softwood lumber, Eastern species		2421-31	12/80	109.6	109.7	108.4	-1.5	-1.2
Light framing lumber 2 inch nominal thickness only		2421-312	12/80	129.3	129.6	127.7	-3.5	-1.5
Lumber and timbers over 2 inches in nominal thickness		2421-313	12/80	100.4	100.4	100.4	3.0	0
Dressed softwood lumber, Eastern species		2421-32	12/80	118.9	114.4	110.9	3.8	-3.1
Boards - lumber less than 2 inches in nominal thickness		2421-321	12/80	126.2	127.3	126.2	10.1	-.9
Southern Pine		2421-3211	12/80	125.7	126.8	125.6	11.0	-.9
Finish, c and better		2421-32111	12/80	116.9	119.1	117.7	10.5	-1.2
Boards, no. 2		2421-32113	12/80	140.9	141.5	139.8	11.7	-1.2
Other Southern Pine Boards		2421-32119	12/80	125.6	127.9	128.1	8.8	.2
Light framing lumber 2 inch nominal thickness only		2421-322	12/80	118.6	110.2	105.8	-.2	-4.0
Southern Pine		2421-3221	12/80	114.8	105.0	100.8	.7	-4.0
Dimension, no. 1		2421-32211	12/80	115.1	103.9	100.3	5.2	-3.5
Dimension no. 2		2421-32212	12/80	116.9	105.7	100.4	-.5	-5.0
Other 2 inch Southern Pine lumber		2421-32219	12/80	110.2	103.2	100.5	1.3	-2.6
Lumber and timbers over 2 inch nominal thickness, Eastern species		2421-323	12/80	97.1	98.8	93.3	8.0	-5.6
Southern Pine		2421-32311	12/80	90.4	92.0	86.8	8.0	-5.7
Softwood lumber, rough and dressed, Western species		2421-4	12/80	113.4	108.9	107.8	-8.5	-1.0
Rough softwood lumber, Western species		2421-41	12/80	113.9	107.2	106.6	-8.6	-.6
Boards - lumber less than 2 inches in nominal thickness		2421-411	12/80	111.8	103.0	103.4	-8.2	.4

See footnotes at end of table.

Digitized for FRASER
http://fraser.stlouisfed.org/
Federal Reserve Bank of St. Louis

Table 5. Producer price indexes for the net output of selected industries and their products—Continued

Industry and product[1]	Industry code	Product code	Index base	Index			Unadjusted percent change to Sep. 1990 from —	
				May 1990[2]	Aug. 1990[2]	Sep. 1990[2]	Sep. 1989	Aug. 1990
Sawmills and planing mills—Continued								
Light framing lumber 2 inch nominal thickness only		2421-412	12/80	93.0	85.8	85.9	-5.6	0.1
Lumber and timbers over 2 inches in nominal thickness		2421-413	12/80	153.4	150.1	147.2	-11.6	-1.9
Dressed softwood lumber, Western species		2421-42	12/80	113.6	109.9	108.6	-8.4	-1.2
Boards-lumber less than 2 inch nominal thickness		2421-421	12/80	109.9	106.8	107.7	-8.8	.8
Douglas Fir		2421-4211	12/80	92.0	92.6	92.3	-20.5	-.3
Other boards		2421-42119	12/80	91.1	91.7	91.4	-20.5	-.3
Ponderosa Pine		2421-4212	12/80	126.8	117.0	116.9	-4.6	-.1
No. 3 boards		2421-42121	12/80	87.1	77.5	78.1	-6.4	.8
Other boards		2421-42129	12/80	140.3	129.0	128.5	-5.0	-.4
Redwood and Western Red Cedar		2421-4216	12/86	111.9	114.6	116.7	9.4	1.8
Other boards, Western dressed softwood		2421-4219	12/80	137.5	129.9	133.3	3.1	2.6
Lumber of 2 inches nominal thickness only		2421-422	12/80	111.1	107.1	104.0	-10.0	-2.9
Douglas Fir		2421-4221	12/80	110.4	108.7	104.0	-14.0	-4.3
Standard and better		2421-42214	12/80	124.4	119.1	112.0	-16.7	-6.0
Other 2 inch Douglas Fir lumber		2421-42219	12/80	118.7	117.7	114.0	-8.7	-3.1
Ponderosa Pine		2421-4222	12/80	102.3	96.6	92.4	-7.0	-4.3
White Fir		2421-4224	12/80	123.9	114.7	116.4	-11.0	1.5
Standard and better		2421-42241	12/80	120.8	112.2	115.5	-12.5	2.9
Other 2 inch White Fir lumber		2421-42249	12/80	129.7	119.4	118.0	-8.1	-1.2
Western Hemlock		2421-4225	12/80	105.6	102.9	101.2	-4.5	-1.7
Dimension, std. and btr.		2421-42251	12/80	94.0	88.2	88.5	-11.1	.3
Other 2 inch Western Hemlock lumber		2421-42259	12/80	121.7	123.0	118.7	3.3	-3.5
Redwood 2 inch lumber		2421-4226	12/80	121.8	103.0	102.8	0	-.2
Lodgepole, Sugar, and Western (Idaho) White Pine 2 inch lumber		2421-4228	12/80	102.7	104.0	104.2	-2.6	.2
Other Western softwood 2 inch lumber		2421-4229	12/80	123.2	118.1	116.0	-5.2	-1.8
Lumber and timbers, over 2 inch nominal thickness		2421-423	12/80	142.0	138.4	139.4	-.4	.7
Douglas Fir		2421-4231	12/80	132.0	127.3	125.0	-5.5	-1.8
Other Western softwood timbers		2421-4239	12/80	149.9	147.3	151.3	3.8	2.7
Wood chips		2421-5	12/80	93.9	93.5	94.6	-3.8	1.2
Short tons		2421-577	12/80	105.9	105.8	108.0	-4.9	2.1
Standard units		2421-578	12/80	77.0	76.5	76.5	-2.3	0
Softwood cut stock		2421-7	12/80	117.7	106.6	105.0	-5.6	-1.5
Other industrial cut stock		2421-751	12/80	114.4	103.6	102.1	-5.6	-1.4
Softwood flooring, siding and other sawmill and planing mill products		2421-8	12/80	116.0	116.6	116.5	3.2	-.1
Woodsiding		2421-813	12/80	125.5	128.7	128.5	10.2	-.2
Railway crossties and mine ties		2421-817	12/80	110.8	110.5	110.8	.3	.3
Other sawmill products		2421-897	12/80	112.2	111.3	111.2	.9	-.1
Contract or custom work		2421-9	12/80	122.4	122.3	122.4	-1.1	.1
Contract drying, planing, resawing or other manufacturing of lumber owned by others		2421-951	12/86	103.8	103.7	103.7	-1.5	0
Secondary products and miscellaneous receipts		2421-SM						
Secondary products		2421-S	12/80	111.5	105.1	103.7	-2.9	-1.3
Hardwood dimension and flooring	2426		06/84	116.7	117.1	117.8	6.0	.6
Primary products		2426-P	06/84	116.6	117.1	117.9	7.0	.7
Hardwood flooring		2426-1	06/84	106.7	107.0	107.4	4.8	.4
Oak specialty flooring, block, parquetry, plank, oak faced, backed plywood and other oak		2426-119	06/84	123.2	120.8	122.1	3.5	1.1
Glued laminated truck trailer flooring and railroad car decking		2426-141	06/84	89.5	89.5	89.5	-1.9	0
Other hardwood flooring		2426-198	06/84	111.9	119.2	119.4	14.5	.2
Hardwood dim. stock, furn. parts, and vehicle stock, hardwood dim. incl. glu-lam, excl. plywood		2426-2	06/84	119.9	120.0	121.2	8.9	1.0
Kiln dried, rough or surfaced, dimension stock		2426-223	06/84	104.4	104.4	108.8	4.2	4.2
Kiln dried, rough dimension stock		2426-22311	06/84	106.0	106.0	106.0	0	0
Kiln dried, surfaced dimension stock		2426-22313	06/84	104.3	104.3	109.0	4.5	4.5
Semifabricated dimension stock		2426-227	06/84	110.6	110.9	110.7	-1.5	-.2
Completely fabricated ready for assembly, including furniture parts, except frames		2426-229	06/84	140.7	140.7	140.7	20.1	0
Wood frames for household furniture		2426-6	06/84	117.6	120.2	119.7	2.0	-.4
Wood furniture frames for household furniture		2426-611	06/84	117.6	120.2	119.7	2.0	-.4
Secondary products and miscellaneous receipts		2426-SM						
Special product sawmills, n.e.c.	2429		12/85	156.4	159.8	163.9	9.6	2.6
Primary products		2429-P	12/85	157.0	160.6	165.0	9.9	2.7
Red cedar shingles and shakes		2429-111	12/85	159.9	164.3	169.6	11.8	3.2
Shingles		2429-11101	12/85	153.3	145.0	145.1	-2.2	.1
Shakes (handsplit and resawn, taper and straight split)		2429-11103	12/85	162.5	172.0	179.4	17.4	4.3
Millwork, veneer, plywood, and structural wood members	243		12/84	118.6	115.1	114.4	-.9	-.6
Millwork	2431		06/83	121.3	119.8	120.1	.8	.3
Primary products		2431-P	06/83	120.6	118.9	119.3	.8	.3
Wood window units		2431-1	06/83	124.6	125.7	126.0	4.0	.2
Double hung		2431-133	06/83	129.1	130.3	130.3	2.8	0
Casement		2431-137	06/83	125.5	125.6	125.6	4.2	0
Horizontal sliding		2431-141	06/83	113.3	122.9	122.9	11.4	0
All other, including single hung and skylights		2431-145	06/83	100.8	102.7	103.1	1.7	.4

See footnotes at end of table.

Digitized for FRASER
http://fraser.stlouisfed.org/
Federal Reserve Bank of St. Louis

Table 5. Producer price indexes for the net output of selected industries and their products—Continued

Industry and product[1]	Industry code	Product code	Index base	Index			Unadjusted percent change to Sep. 1990 from —	
				May 1990[2]	Aug. 1990[2]	Sep. 1990[2]	Sep. 1989	Aug. 1990
Millwork—Continued								
Wood sash, incl. comb. screen and storm sash, and window screens, excl. window units		2431-2	06/83	125.5	125.5	125.5	1.8	0
Wood sash; glazed		2431-215	06/83	120.4	120.4	120.4	1.3	0
Wood window and door frames and door frames shipped in door units		2431-3	06/83	100.9	96.7	96.7	-2.9	0
Door frames		2431-315	06/83	102.5	96.1	96.1	-4.4	0
Wood doors, int. and ext., incl. those shipped with glazed sections and in door units		2431-4	06/83	121.6	122.5	122.6	2.8	.1
Panel type doors, including French doors		2431-41	06/88	112.4	113.2	114.5	4.4	1.1
Douglas fir		2431-411	06/83	140.2	140.2	142.3	5.3	1.5
Western pines		2431-413	06/83	118.2	120.1	120.6	2.1	.4
Other species		2431-419	06/83	134.5	136.3	138.4	5.9	1.5
Flush type doors, hollow core		2431-43	06/88	108.9	108.8	108.7	2.4	-.1
Softwood faces		2431-431	01/84	(3)	(3)	(3)	(3)	(3)
Hardwood faces, including lauan, birch, oak, etc.		2431-433	06/83	115.8	115.8	115.5	1.8	-.3
Hardboard faces		2431-435	06/83	107.5	107.6	107.6	1.1	0
Flush type doors, solid core		2431-44	06/88	108.7	110.5	109.6	1.5	-.8
Hardwood faces, including lauan, birch, oak, etc.		2431-44A	06/88	106.7	108.9	107.7	.1	-1.1
Solid composition core		2431-445	06/83	117.7	121.6	119.3	-.3	-1.9
Non-hardwood faces		2431-44B						
Softwood and other faces		2431-448	06/83	126.9	126.9	127.3	7.6	.3
Other wood doors, incl. garage, screen, storm, combination, and louvre		2431-5	06/83	122.5	122.3	122.3	1.4	0
Garage doors, wood		2431-561	06/83	123.8	123.8	123.8	1.1	0
Screen doors and combination screen and storm doors, wood		2431-575	06/88	106.2	108.6	108.6	2.3	0
Bi-fold doors, wood		2431-584	06/83	123.8	123.6	123.6	2.7	0
Sliding patio doors, wood		2431-585	06/83	120.9	120.9	120.9	2.3	0
Other wood doors, incl. storm, cabinet, toilet, grain, etc.		2431-598	06/83	120.6	119.0	119.0	.3	0
Wood moldings (standard) except prefinished moldings made from purchased moldings		2431-6	06/83	113.2	108.5	108.9	-2.4	.4
Softwood moldings		2431-62	06/88	100.0	95.1	95.5	-3.3	.4
Pine		2431-621	06/83	109.4	103.3	103.7	-5.0	.4
Other softwood species		2431-622	06/83	129.1	132.7	133.4	18.2	.5
Hardwood, including lauan		2431-651	06/83	132.2	132.2	132.2	2.5	0
Other millwork products including stairwork and exterior millwork		2431-8	06/83	131.6	123.4	125.3	-3.2	1.5
Stairwork, including treads, risers, balusters, brackets, crooks, newels, rails, etc.		2431-82	06/88	103.5	103.5	103.5	1.3	0
Softwood		2431-821	06/83	125.0	125.0	125.0	.2	0
Hardwood		2431-825	06/83	125.1	125.1	125.3	2.0	.2
Exterior wood blinds and shutters, with or without hardware		2431-831	06/83	119.5	120.3	120.3	7.0	0
Exterior millwork, including porch columns, porch rails, newels, trellises, and entrances		2431-835	08/83	131.1	131.1	134.0	2.2	2.2
Nonstandard wood moldings, carvings, and ornaments suitable for arch. or furn. decorations		2431-875	06/83	152.3	116.0	121.5	-19.4	4.7
Other millwork products, n.e.c., including interior millwork		2431-898	06/83	140.8	141.4	142.2	3.0	.6
Secondary products and miscellaneous receipts		2431-SM						
Miscellaneous receipts		2431-M	06/83	132.0	132.5	131.2	.8	-1.0
Resales		2431-Z89	06/83	133.3	133.9	132.4	1.0	-1.1
Secondary products		2431-S	06/83	121.1	121.1	121.0	1.5	-.1
Other secondary products		2431-SSS	06/83	125.4	125.4	125.3	1.5	-.1
Metal doors, sash, and trim		3442-S	06/83	108.2	108.2	108.2	1.5	0
Wood kitchen cabinets	2434		06/84	120.2	120.9	121.1	3.3	.2
Primary products		2434-P	06/84	120.1	120.8	121.0	3.2	.2
Wood kitchen cabinets and cabinetwork, stock line		2434-1	06/84	119.7	120.1	120.6	3.1	.4
Wood		2434-111	06/84	120.0	120.5	120.8	3.2	.2
Plastic laminated		2434-113	06/84	117.6	117.4	118.9	2.3	1.3
Wood kitchen cabinets and cabinetwork, custom		2434-2	06/84	119.3	120.7	120.5	3.3	-.2
Wood		2434-212	06/84	119.0	120.9	120.6	2.8	-.2
Plastic laminated		2434-214	06/84	120.1	120.1	120.1	4.9	0
Vanities and other cabinetwork		2434-3	06/84	125.0	125.1	125.1	3.6	0
Stock line		2434-316	06/84	123.7	124.0	124.0	4.8	0
Custom		2434-318	06/84	126.6	126.6	126.6	2.2	0
Secondary products and miscellaneous receipts		2434-SM						
Secondary products		2434-S	06/84	123.0	123.0	123.0	5.6	0
Other secondary products		2434-SSS	06/84	131.4	(3)	(3)	(3)	(3)
Hardwood veneer and plywood	2435		06/85	113.2	114.0	114.0	3.3	0
Primary products		2435-P	06/85	115.5	116.2	116.3	3.3	.1
Hardwood plywood		2435-1	06/85	115.1	116.8	116.8	4.3	0
Veneer core-technical and type 1, water proof		2435-101	06/85	(3)	121.1	121.1	(3)	0
Veneer core-type II, moisture resistant		2435-102	06/85	115.3	116.6	116.5	4.2	-.1
Hardwood plywood type products		2435-3	06/85	104.0	104.6	106.9	2.8	2.2
Hardwood veneer panels		2435-331	06/85	114.6	115.8	119.3	3.3	3.0
Hardwood veneer, not reinforced or backed		2435-4	06/85	114.7	114.8	114.6	5.1	-.2
Oak		2435-419	06/85	119.9	119.9	119.2	6.0	-.6
Other hardwoods		2435-429	06/85	107.2	107.5	107.5	6.3	.0
Softwood plywood	2436		12/80	113.0	101.3	98.6	-8.9	-2.7
Primary products		2436-P	12/80	108.7	96.8	94.9	-9.7	-2.0
Specialty softwood plywood		2436-3	12/80	134.1	123.1	121.1	-8.1	-1.6

See footnotes at end of table.

Digitized for FRASER
http://fraser.stlouisfed.org/
Federal Reserve Bank of St. Louis

Table 5. Producer price indexes for the net output of selected industries and their products—Continued

Industry and product[1]	Industry code	Product code	Index base	Index			Unadjusted percent change to Sep. 1990 from —	
				May 1990[2]	Aug. 1990[2]	Sep. 1990[2]	Sep. 1989	Aug. 1990
Softwood plywood—Continued								
Softwood veneer		2436-4	12/80	119.2	100.0	101.2	1.7	1.2
Softwood plywood sheathing		2436-5	12/80	102.6	94.2	91.1	-14.1	-3.3
Western, inland and other non-southern softwood plywood sheathing		2436-511	12/80	107.7	98.8	97.7	-12.5	-1.1
CDX		2436-5111	12/80	102.5	94.7	93.7	-13.7	-1.1
Underlayerment		2436-5112						
Interior		2436-51126	12/80	100.9	94.6	92.5	-11.4	-2.2
All other sheathing		2436-5113	12/86	124.4	108.9	108.4	-7.0	-.5
Interior		2436-51132	12/80	93.1	85.0	84.2	-17.0	-.9
Southern softwood plywood sheathing		2436-522	12/80	99.3	91.4	86.6	-15.3	-5.3
CDX		2436-52231	[illegible]/80	99.4	92.3	86.5	-14.9	-6.3
Sheathing, interior		2436-52232	'80	91.4	80.2	78.9	-18.3	-1.6
Sanded softwood plywood		2436-6	[illegible] 30	115.8	98.5	98.1	-4.0	-.4
Western, inland and other non-southern sanded softwood plywood		2436-611	12/80	115.8	98.3	98.2	-3.2	-.1
A-C, exterior		2436-61121	12/80	113.7	94.8	95.1	-1.9	.3
Interior		2436-61122	12/80	110.9	93.2	92.1	-3.0	-1.2
Southern sanded softwood plywood		2436-622	12/80	114.4	99.1	95.5	-11.9	-3.6
Interior		2436-62201	04/85	133.6	121.8	114.7	-10.7	-5.8
Secondary products		2436-S	12/80	134.1	120.6	115.4	-3.8	-4.3
Structural wood members, n.e.c.	2439		06/81	116.1	115.2	114.4	1.2	-.7
Primary products		2439-P	06/81	115.6	114.6	113.8	1.4	-.7
Glued laminated lumber		2439-131	06/81	113.0	112.6	109.0	4.1	-3.2
Roof trusses		2439-151	06/81	115.3	114.0	113.6	.6	-.4
Other fabricated structural wood products		2439-198	06/81	122.3	122.7	122.8	2.3	.1
Floor trusses		2439-19815	06/81	118.8	119.5	119.6	-.3	.1
Other fabricated structural wood products, except floor trusses		2439-19825	06/81	129.1	129.0	129.0	7.4	0
Wood containers	244		06/85	114.5	114.8	114.1	1.2	-.6
Nailed wood boxes and shook	2441		06/85	114.7	114.8	114.8	4.3	0
Primary products		2441-P	06/85	111.2	111.2	111.3	.3	.1
Nailed or lock-corner wooden boxes		2441-1	06/85	107.3	107.2	107.5	-.1	.3
Made from lumber for industrial and other uses		2441-151	06/85	109.3	109.2	110.3	.5	1.0
Made from veneer and plywood for fruits, vegetables, and industrial and other uses		2441-165	06/85	113.1	113.1	111.4	-1.9	-1.5
Wooden box and crate shook		2441-2	06/85	114.2	114.2	114.2	.5	0
Secondary products and miscellaneous receipts		2441-SM						
Secondary products		2441-S	06/85	107.2	108.4	108.1	2.4	-.3
Wood pallets and skids	2448		06/85	114.6	114.7	113.3	-.4	-1.2
Primary products		2448-P	06/85	110.9	111.0	109.9	-.9	-1.0
Pallets, wooden, flat		2448-162	06/85	110.7	110.8	109.4	-1.4	-1.3
Skids, wooden		2448-165	06/85	110.9	110.9	110.9	1.4	0
Secondary products and miscellaneous receipts		2448-SM						
Secondary products		2448-S	06/85	134.1	134.4	131.1	1.1	-2.5
Wood containers, n.e.c.	2449		12/85	116.5	117.9	118.5	3.8	.5
Primary products		2449-P	12/85	117.3	118.8	119.4	4.1	.5
Wirebound boxes made from lumber, veneer, and plywood		2449-1	12/85	109.5	110.4	111.4	3.2	.9
Made from lumber		2449-111	12/85	109.9	112.3	112.9	3.9	.5
Made from veneer and plywood		2449-112	12/85	109.3	109.5	110.6	2.9	1.0
For fruits and vegetables		2449-11211	12/85	108.0	108.4	110.3	2.6	1.8
Veneer and plywood containers, except boxes and crates		2449-3	12/85	121.1	129.1	129.1	10.6	0
Containers incl. pails, drums, tubs, fruit and vegetable baskets, and hampers, etc.		2449-312	12/85	121.1	129.1	129.1	10.6	0
Slack and tight cooperage		2449-5	12/85	135.1	135.1	135.1	3.1	0
Tight cooperage(hogsheads, barrels, & kegs for bourbon and other whiskey)		2449-513	12/85	136.0	136.0	136.0	3.3	0
New		2449-51311	12/85	136.0	136.0	136.0	3.3	0
Wood buildings and mobile homes	245		12/84	115.0	115.6	115.9	2.5	.3
Mobile homes	2451		06/81	121.9	122.4	122.8	2.3	.3
Primary products		2451-P	06/81	121.8	122.3	122.7	2.3	.3
Mobile homes, residential		2451-1	06/81	122.1	122.7	123.1	2.5	.3
Single section		2451-13	06/81	120.7	121.4	121.8	2.4	.3
Width: 14' and over		2451-1344	06/81	130.3	131.1	131.5	2.5	.3
Length: 59' and under		2451-13441	06/81	109.0	110.8	110.8	2.0	0
Length: greater than 69' to 74'		2451-13444	06/81	134.8	135.6	136.1	3.6	.4
Length: greater than 74'		2451-13445	06/81	125.5	127.3	(3)	(3)	(3)
Multi-section		2451-14	06/81	127.3	127.4	128.0	2.5	.5
Doublewide		2451-141	06/81	127.3	127.4	128.0	2.5	.5
24' single story doublewide		2451-1411	06/81	128.3	128.4	129.0	2.5	.5
Length: greater than 49' to 59'		2451-14112	06/81	128.1	(3)	(3)	(3)	(3)
Other doublewide		2451-1412	04/87	112.7	112.7	113.4	3.6	.6
Prefabricated wood buildings and components	2452		12/84	114.0	114.9	115.0	2.9	.1
Primary products		2452-P	12/84	114.3	115.3	115.3	2.7	0
Components not sold as complete units		2452-1	12/89	101.2	101.2	101.2	(3)	0

See footnotes at end of table.

Digitized for FRASER
http://fraser.stlouisfed.org/
Federal Reserve Bank of St. Louis

Table 5. Producer price indexes for the net output of selected industries and their products—Continued

Industry and product[1]	Industry code	Product code	Index base	Index			Unadjusted percent change to Sep. 1990 from —	
				May 1990[2]	Aug. 1990[2]	Sep. 1990[2]	Sep. 1989	Aug. 1990
Prefabricated wood buildings and components—Continued								
Residential (homes, townhouses, and apartments)		2452-173	12/89	101.2	101.2	101.2	(3)	0
Precut packages sold as complete units		2452-2	12/84	111.8	113.2	113.2	1.8	0
Residential (homes, townhouses, and apartments)		2452-221	12/84	112.9	115.5	115.5	1.4	0
Nonresidential, including motels and hotels		2452-223	12/84	103.9	103.9	103.9	(3)	0
Panelized buildings sold as complete units		2452-3	12/84	120.0	120.2	120.2	2.6	0
Residential		2452-334	12/84	120.8	120.9	120.9	2.7	0
Single family, including townhouses		2452-33433	12/84	121.8	121.8	121.8	2.8	0
Multifamily		2452-33435	12/84	115.3	115.3	115.3	1.9	0
Nonresidential, including motels and hotels		2452-337	12/84	104.0	104.5	104.5	1.2	0
Modular buildings shipped with floors and walls, and usually ceilings and roofs		2452-4	12/84	111.7	113.3	113.4	3.6	.1
Residential		2452-444	12/84	112.7	112.6	112.8	1.3	.2
Miscellaneous wood products	249		12/84	115.2	115.1	114.8	.7	-.3
Wood preserving	2491		06/85	111.5	111.5	111.0	1.4	-.4
Primary products		2491-P	06/85	112.0	112.0	111.4	1.6	-.5
Wood poles, piles, and posts owned and treated by same establishment		2491-2	06/85	114.8	115.1	115.0	.8	-.1
Not over 15 feet in length		2491-211	06/85	101.9	102.3	101.6	.1	-.7
Over 15 feet in length		2491-213	06/85	117.5	117.7	117.8	1.0	.1
Other wood products owned and treated by same establishment		2491-3	06/85	111.3	111.1	109.5	1.9	-1.4
Railway crossties and mine ties		2491-311	06/85	116.1	116.2	116.3	3.7	.1
Lumber and wood siding, rough and worked		2491-313	06/85	103.9	103.5	101.0	.9	-2.4
Other wood treated products		2491-319	06/85	116.5	116.6	116.2	-1.4	-.3
Contract wood preserving		2491-911	06/85	105.7	105.7	109.0	3.7	3.1
Secondary products and miscellaneous receipts		2491-SM						
Miscellaneous receipts		2491-M	06/85	92.6	(3)	(3)	(3)	(3)
Secondary products		2491-S	06/85	145.3	145.3	148.6	-.3	2.3
Particleboard	2492		12/82	120.5	111.2	110.0	-15.6	-1.1
Primary products		2492-P	12/82	120.5	111.2	110.0	-15.6	-1.1
Particleboard, platen-type (mat formed)		2492-1	12/82	120.7	111.1	110.0	-16.2	-1.0
Floor underlayment		2492-103	12/82	140.0	111.3	106.0	-39.6	-4.8
Mobile home decking		2492-105	12/82	122.0	122.0	122.0	1.4	0
Shelving		2492-107	12/82	113.6	107.7	109.6	-13.2	1.8
Other industrial board		2492-112	12/82	113.1	108.9	109.1	-6.0	.2
3/4-inch thick		2492-11211	12/82	107.1	105.7	105.6	-3.1	-.1
5/8-inch thick		2492-11213	12/82	118.6	108.8	108.8	-15.9	0
All other thicknesses		2492-11217	12/82	118.2	112.8	113.3	-5.0	.4
Other platen-type, including stepping, siding, etc.		2492-119	12/82	117.6	117.3	116.9	2.5	-.3
Wood products, n.e.c.	2499		06/84	116.9	118.1	118.1	3.2	0
Primary products		2499-P	06/84	115.6	116.5	116.5	2.9	0
Mirror and picture frames		2499-1	06/84	131.5	133.2	133.4	3.6	.2
Frames		2499-111	06/84	122.4	124.7	125.0	3.8	.2
Wood frames		2499-11111	06/84	125.8	127.9	128.5	5.4	.5
Finished moldings for mirrors and pictures		2499-121	06/84	144.1	146.1	146.1	6.3	0
Wood molding		2499-12131	06/84	148.0	151.8	151.8	12.4	0
Framed pictures		2499-131	06/84	145.6	(3)	(3)	(3)	(3)
Fabricated hardboard products from hardboard made at the establishment		2499-6	06/84	98.0	98.2	97.5	.5	-.7
Prefinished paneling, except laminated and tiled wallboard		2499-611	06/84	97.6	97.8	96.8	.4	-1.0
Prefinished exterior siding		2499-61111	06/84	100.1	100.5	99.4	-.2	-1.1
Dimension and parts, including cut to size and molded products		2499-623	06/84	100.3	101.7	102.3	.4	.6
Panel stock; panels and siding not face finished		2499-643	06/84	98.5	98.7	98.6	1.0	-.1
Medium density fiberboard		2499-7	06/84	90.7	93.4	93.5	2.4	.1
Uncoated panel		2499-711	06/84	90.2	92.5	92.6	1.6	.1
Uncoated standard size panel		2499-71103	06/84	88.7	91.7	91.9	4.1	.2
Miscellaneous wood products, n.e.c.		2499-9	06/84	119.6	120.6	120.8	2.7	.2
Household type utensils of wood and wood parts thereof, n.e.c.		2499-915	06/84	124.6	124.6	125.3	3.0	.6
Handtool handles		2499-951	06/84	106.0	106.2	106.6	.3	.4
Striking tool handles (axe, pick, etc.)		2499-95151	06/84	102.6	102.6	102.6	-.6	0
Lifting and pulling tool handles (rake, spade, etc.)		2499-95153	06/84	114.7	115.4	116.8	2.4	1.2
Broom, mop, and paint brush handles		2499-957	06/84	120.9	120.9	120.9	1.0	0
Dowels and dowel pins		2499-962	06/84	123.0	123.0	123.0	1.8	0
Wooden tools, tool bodies, and backs for brooms, mops, and brushes		2499-966	06/84	145.7	145.7	145.7	2.5	0
Wooden reels for wire and cable		2499-985	06/84	116.9	116.9	116.9	-.3	0
Misc. wooden goods, including wood turnings, except handles and spools		2499-998	06/84	120.1	122.3	122.6	4.1	.2
Secondary products and miscellaneous receipts		2499-SM						
Miscellaneous receipts		2499-M	06/84	146.5	(3)	156.4	8.9	(3)
Resales		2499-Z39	06/84	146.5	(3)	156.4	8.9	(3)
Secondary products		2499-S	06/84	119.7	120.8	121.0	4.0	.2
Other secondary products		2499-SSS	06/84	119.1	119.4	119.6	3.5	.2
Furniture and fixtures	25		12/84	119.0	119.3	119.5	2.5	.2
Household furniture	251		12/84	117.0	117.3	117.7	2.5	.3

See footnotes at end of table.

Digitized for FRASER
http://fraser.stlouisfed.org/
Federal Reserve Bank of St. Louis

Table 5. Producer price indexes for the net output of selected industries and their products—Continued

Industry and product[1]	Industry code	Product code	Index base	Index			Unadjusted percent change to Sep. 1990 from —	
				May 1990[2]	Aug. 1990[2]	Sep. 1990[2]	Sep. 1989	Aug. 1990
Wood household furniture, except upholstered	2511		12/79	158.7	159.5	159.8	2.8	0.2
Primary products		2511-P	12/79	159.1	160.0	160.2	3.0	.1
Wood living room, library, family room and den furniture		2511-2	12/79	161.6	161.6	162.2	2.8	.4
Cabinets, except sewing machine cabinets		2511-219	12/79	159.5	156.7	159.9	(3)	2.0
Chairs, except dining room (including rockers)		2511-231	12/79	169.9	172.4	172.1	5.0	-.2
Tables, except card and telephone tables		2511-241	12/79	162.4	162.0	162.4	1.1	.2
Desks		2511-251	12/79	160.1	162.1	162.1	6.6	0
Credenzas, bookcases, and bookshelves		2511-271	12/79	161.5	161.5	161.5	.7	0
Other nonupholstered living room furniture		2511-298	12/79	150.7	150.8	151.1	2.3	.2
Wood dining room and kitchen furniture, except cabinets		2511-3	12/79	172.1	172.8	172.9	3.6	.1
Tables, dining room, 30 x 40 inches and greater		2511-311	12/79	165.5	169.0	168.7	4.2	-.2
Chairs, dining room		2511-331	12/79	181.0	181.0	181.0	3.4	0
Buffets and servers, dining room		2511-351	12/79	177.5	177.5	177.5	4.2	0
China and corner cabinets, dining room		2511-371	12/79	159.3	158.4	159.3	3.2	.6
Other dining room and kitchen furniture		2511-398	12/79	148.0	148.0	148.0	1.7	0
Wood bedroom furniture		2511-5	12/79	154.0	155.9	155.7	2.9	-.1
Beds, headboards and footboards		2511-5A	12/79	153.2	155.9	155.6	3.3	-.2
Beds, except bunk beds		2511-511	12/79	154.4	155.3	155.3	2.4	0
Headboards and headboard sets		2511-513	12/79	151.7	156.8	156.3	4.9	-.3
Bunk beds		2511-515	12/79	154.0	154.0	154.0	.5	0
Dressers, vanities and dressing tables		2511-521	12/79	155.4	158.2	157.8	2.9	-.3
Wardrobes and wardrobe-type cabinets		2511-533	12/79	151.6	151.6	150.1	1.8	-1.0
Chests of drawers		2511-535	12/79	154.3	155.4	155.3	3.1	-.1
Night tables and stands		2511-561	12/79	163.5	165.9	166.0	5.7	.1
Other nonupholstered bedroom furniture		2511-598	12/79	151.0	150.9	151.0	0	.1
Infants' and children's wood furniture		2511-6	12/79	140.5	140.5	143.7	5.7	2.3
Cribs, including springs sold as part of the crib		2511-611	02/80	148.6	(3)	152.7	7.5	(3)
Miscellaneous infants' and children's furniture		2511-698	12/79	132.1	132.1	134.4	3.7	1.7
Unpainted, unassembled, knock-down, and outdoor furniture		2511-7	12/79	135.3	(3)	(3)	(3)	(3)
Unassembled, knock-down, and outdoor furniture		2511-751	06/87	100.6	(3)	(3)	(3)	(3)
Secondary products and miscellaneous receipts		2511-SM						
Miscellaneous receipts		2511-M	12/79	137.8	137.8	137.8	-1.5	0
Resales		2511-Z89	12/79	137.8	137.8	137.8	-1.5	0
Secondary products		2511-S	12/79	167.1	167.3	168.1	2.6	.5
Other secondary products		2511-SSS	12/79	160.3	159.3	160.4	4.2	.7
Upholstered wood household furniture		2512-S	12/79	177.9	180.5	(3)	(3)	(3)
Upholstered wood household furniture	2512		06/82	121.3	121.4	121.6	1.3	.2
Primary products		2512-P	06/82	122.3	122.4	122.5	1.2	.1
Upholstered wood household furniture		2512-1	06/82	122.3	122.4	122.5	1.2	.1
Sofas, davenports, settees, and loveseats		2512-112	06/82	123.2	123.5	123.5	1.2	0
Chiefly cotton		2512-11232	06/82	126.3	126.5	126.6	1.9	.1
Chiefly rayon		2512-11233	06/82	135.9	135.7	135.8	.3	.1
Chiefly olefin		2512-11234	06/82	123.5	123.4	123.2	.8	-.2
Chiefly nylon		2512-11235	06/82	116.0	116.2	116.2	.5	0
Chiefly polyester		2512-11236	06/82	115.1	114.9	115.2	1.5	.3
Other fibers and blends, including coated fabric and vinyl		2512-11237	06/82	118.7	120.0	119.7	1.8	-.3
Chairs, except reclining and rockers		2512-132	06/82	120.3	120.1	120.6	.5	.4
Chiefly cotton		2512-13242	06/82	119.8	119.6	120.7	1.9	.9
Chiefly rayon		2512-13243	06/82	124.1	124.7	125.2	1.4	.4
Chiefly olefin		2512-13244	06/82	112.6	112.0	112.3	-3.0	.3
Other fibers and blends, including coated fabric and vinyl		2512-13245	06/82	126.4	125.8	126.1	1.4	.2
Sectional sofa pieces		2512-141	12/87	111.3	111.4	110.6	2.2	-.7
Rockers, including swivel		2512-145	06/82	99.5	99.5	99.9	.9	.4
Reclining chairs		2512-154	06/82	124.0	124.1	124.1	1.0	0
Other upholstered wood household furniture (ottomans, hassocks, etc)		2512-198	06/82	137.2	137.5	137.6	5.0	.1
Secondary products and miscellaneous receipts		2512-SM						
Secondary products		2512-S	06/82	110.0	109.6	111.0	1.8	1.3
Metal household furniture	2514		06/84	113.6	113.9	114.8	4.8	.8
Primary products		2514-P	06/84	113.6	113.9	114.9	4.1	.9
Metal household dining, dinette and breakfast furniture		2514-1	06/84	128.1	129.4	130.0	4.2	.5
Tubular metal sets (tables and chairs)		2514-111	06/84	124.2	125.3	126.3	(3)	.8
Tubular metal tables (not sold with a set)		2514-115	06/84	131.2	131.2	130.0	5.6	-.9
Tubular metal chairs (not sold in a set)		2514-117	06/84	116.9	126.5	126.9	(3)	.3
Other metal dining, dinette, and breakfast furniture		2514-198	06/84	158.6	(3)	(3)	(3)	(3)
Metal kitchen furniture		2514-2	06/84	95.0	95.0	95.0	2.6	0
Stools, padded and plain		2514-251	06/84	103.4	103.4	103.4	.8	0
Metal porch, lawn, outdoor and casual furniture		2514-3	06/84	112.6	112.6	113.8	5.3	1.1
Tubular aluminum		2514-31	06/84	114.6	114.6	115.8	5.9	1.0
Chairs, rockers, benches, chaise lounges and settees		2514-312	06/84	113.4	113.4	114.7	6.5	1.1
Other porch, lawn, outdoor and casual furniture		2514-314	06/84	120.1	120.1	121.1	(3)	.8
Cast and wrought iron		2514-32	06/84	102.4	(3)	(3)	(3)	(3)
Other porch, lawn, outdoor, and casual furniture, inc. picnic tables		2514-398	06/84	121.2	121.7	122.1	3.5	.3
Other metal household furniture		2514-4	06/84	106.0	105.6	106.9	3.2	1.2
Folding cots, rollable cots, army cots, and other metal beds		2514-433	06/84	99.5	99.9	(3)	(3)	(3)
Metal bed frames		2514-437	06/84	110.6	110.6	(3)	(3)	(3)
Upholstered metal household furniture		2514-455	06/84	114.0	(3)	117.8	(3)	(3)
Infants' and children's metal furniture		2514-489	07/84	106.1	102.1	108.1	-1.9	5.9

See footnotes at end of table.

Digitized for FRASER
http://fraser.stlouisfed.org/
Federal Reserve Bank of St. Louis

Table 5. Producer price indexes for the net output of selected industries and their products—Continued

Industry and product[1]	Industry code	Product code	Index base	Index			Unadjusted percent change to Sep. 1990 from —	
				May 1990[2]	Aug. 1990[2]	Sep. 1990[2]	Sep. 1989	Aug. 1990
Metal household furniture—Continued								
Infants' high chairs		2514-48922	07/84	109.2	106.7	110.0	(3)	3.1
Infants' car seats		2514-48933	07/84	117.5	116.5	117.5	-1.7	.9
Other infants' and children's metal furniture (chairs, tables, playpens, etc.)		2514-48944	08/84	101.0	94.6	104.7	(3)	10.7
Other metal household furniture		2514-498	06/84	99.0	99.0	(3)	(3)	(3)
Secondary products and miscellaneous receipts		2514-SM						
Secondary products		2514-S	06/84	114.2	114.8	115.3	5.7	.4
Mattresses and bedsprings	2515		06/83	121.1	121.1	121.8	2.0	.6
Primary products		2515-P	06/83	121.8	121.9	122.6	2.1	.6
Innerspring mattresses other than crib size		2515-1	06/83	122.6	122.8	122.9	1.9	.1
Twin size innerspring mattresses		2515-112	06/83	117.1	117.4	117.8	1.3	.3
Queen size innerspring mattresses		2515-113	06/83	133.5	133.6	133.2	2.1	-.3
Other size innerspring mattresses, except crib size		2515-114	06/83	120.3	120.6	120.7	2.2	.1
Other mattresses, including crib mattresses and mattress inserts		2515-2	06/83	140.4	140.6	140.2	-.8	-.3
Foam core mattresses, other than crib size		2515-215	06/83	124.0	124.3	125.8	.2	1.2
Foundations		2515-3	06/83	117.2	117.6	117.7	2.2	.1
Spring foundations		2515-315	06/89	102.2	102.6	102.7	2.1	.1
Foam foundations		2515-317	06/89	101.3	101.3	101.3	1.3	0
Other foundations, including platform		2515-319	06/89	106.5	106.5	106.8	6.8	.3
Dual purpose sleep furniture		2515-5	06/89	101.4	101.1	103.3	3.2	2.2
Convertible sofas		2515-512	06/83	121.4	121.4	124.0	3.8	2.1
All other dual purpose sleep furniture, including jackknife sofa beds & chair beds		2515-516	06/83	110.5	106.2	(3)	(3)	(3)
Conventional water beds		2515-8	06/89	100.9	100.9	100.9	.9	0
Soft sided water beds		2515-811	06/89	100.0	100.0	100.0	0	0
Secondary products and miscellaneous receipts		2515-SM						
Miscellaneous receipts		2515-M	06/89	100.2	98.0	98.7	-2.1	.7
Resales		2515-Z89	06/89	100.3	97.7	98.5	-2.4	.8
Secondary products		2515-S	06/83	118.4	117.4	118.2	2.9	.7
Wood household furniture		2511-S	06/89	103.2	103.2	103.2	3.2	0
Upholstered wood household furniture		2512-S	06/83	120.3	120.3	120.3	1.0	0
Other secondary products		2515-SSS	06/83	115.9	113.1	115.6	6.5	2.2
Wood TV and radio cabinets	2517		12/85	104.6	104.8	104.8	1.6	0
Primary products		2517-P	12/85	104.1	104.1	104.1	1.4	0
Sewing machine cabinets		2517-121	12/85	110.5	(3)	110.5	4.8	(3)
Secondary products and miscellaneous receipts		2517-SM						
Household furniture, n.e.c.	2519		12/85	105.2	104.8	104.8	4.5	0
Primary products		2519-P	12/85	104.8	104.4	104.4	4.5	0
Other plastics and fibrous glass furn., exc. cabinets		2519-141	12/85	107.4	106.5	106.5	6.2	0
Office furniture	252		12/84	123.0	123.6	123.6	2.8	0
Wood office furniture	2521		06/85	114.0	114.6	114.7	2.0	.1
Primary products		2521-P	06/85	114.0	114.6	114.6	2.3	0
Seating		2521-1	06/85	116.4	117.7	117.5	2.7	-.2
Secretarial chairs		2521-111	06/85	120.1	124.0	124.0	4.3	0
General office and desk chairs (including executive office chairs)		2521-113	06/85	119.8	121.5	121.1	2.7	-.3
Side and arm chairs		2521-114	06/85	116.2	115.7	115.7	1.9	0
Lounge seating		2521-121	06/85	94.1	97.4	97.4	3.5	0
Desks and extensions		2521-2	06/85	116.1	117.7	117.6	2.3	-.1
Desks		2521-221	06/85	116.2	117.8	117.7	2.7	-.1
Desk extensions		2521-236	06/85	(3)	106.7	106.7	(3)	0
Storage units, files and tables		2521-4	06/85	119.2	121.0	120.9	3.2	-.1
Storage units		2521-411	06/85	117.0	117.6	117.6	1.9	0
Credenzas		2521-41141	06/85	114.9	115.0	115.0	2.3	0
Bookcases and other storage units		2521-41143	06/85	121.1	122.5	122.4	.9	-.1
Files		2521-422	06/85	(3)	127.1	127.1	(3)	0
Horizontal/lateral, letter and legal.		2521-42247	06/85	(3)	123.4	123.4	(3)	0
Tables		2521-433	06/85	121.8	124.7	124.6	4.6	-.1
Work/conference		2521-43355	06/85	121.5	123.5	123.4	3.6	-.1
Equipment supporting		2521-43357	06/90	(3)	101.3	100.9	(3)	-.4
All other		2521-43359	06/85	122.6	(3)	(3)	(3)	(3)
Panel and modular systems furniture		2521-5	06/85	104.0	102.6	103.3	2.1	.7
Panel systems		2521-51	06/85	103.7	102.9	103.8	2.9	.9
Panel supported systems		2521-512	06/85	103.7	102.9	103.8	2.9	.9
Panels, ceiling height and less than ceiling height		2521-5123	06/85	100.3	99.7	101.4	3.6	1.7
Work surfaces		2521-5124	06/85	(3)	115.3	115.3	(3)	0
Panel attached		2521-51247	06/90	(3)	100.4	100.4	(3)	0
Modular systems		2521-52	06/90	(3)	100.0	100.0	(3)	0
Filing, storage and shelving components		2521-528	06/90	(3)	100.0	100.0	(3)	0
Other wood office furniture		2521-6						
Other wood office furniture		2521-611	06/85	133.5	134.4	134.4	1.5	0
Secondary products and miscellaneous receipts		2521-SM						
Miscellaneous receipts		2521-M	06/85	131.6	132.3	132.3	-.3	.0
Resales		2521-Z89	06/85	131.6	132.3	132.3	-.3	0
Secondary products		2521-S	06/85	110.9	110.9	111.0	-.8	.1

See footnotes at end of table.

Digitized for FRASER
http://fraser.stlouisfed.org/
Federal Reserve Bank of St. Louis

Table 5. Producer price indexes for the net output of selected industries and their products—Continued

Industry and product[1]	Industry code	Product code	Index base	Index			Unadjusted percent change to Sep. 1990 from —	
				May 1990[2]	Aug. 1990[2]	Sep. 1990[2]	Sep. 1989	Aug. 1990
Nonwood office furniture	2522		12/79	169.0	169.6	169.8	3.2	0.1
Primary products		2522-P	12/79	171.0	171.6	171.7	3.2	.1
Office seating		2522-1	12/79	163.6	164.0	165.7	3.0	1.0
Chairs		2522-11	12/87	111.6	111.9	113.2	2.7	1.2
Side and arm chairs		2522-112	12/87	112.9	112.9	112.9	1.8	0
General office and desk chairs, except secretarial		2522-114	12/87	112.6	112.7	112.7	1.4	0
Other chairs		2522-115	12/79	151.1	153.5	164.1	5.0	6.9
Desks and extensions		2522-2	12/79	169.4	171.3	170.4	.3	-.5
Desks		2522-224	12/87	112.5	113.8	113.1	.3	-.6
Filing cabinets and cases		2522-3	12/79	170.1	170.3	170.4	2.2	.1
Vertical files, letter and legal		2522-311	12/79	160.6	160.9	160.9	2.4	0
Horizontal or lateral files, letter and legal		2522-321	12/79	169.8	169.8	170.0	.7	.1
Other files, including motorized, visible, and insulated		2522-328	12/87	109.3	109.5	109.7	5.0	.2
Other nonwood office furniture		2522-4	12/79	175.6	176.3	175.8	4.6	-.3
Tables and stands		2522-411	12/79	152.8	152.8	152.8	7.2	0
Systems furniture		2522-42	12/87	120.8	121.4	120.9	4.7	-.4
Modular systems furniture		2522-421	12/79	158.7	146.3	141.5	-6.9	-3.3
Panel systems furniture		2522-422	12/87	121.4	122.7	122.5	5.6	-.2
Miscellaneous nonwood office furniture, including bookcases		2522-498	12/79	181.1	181.1	181.1	2.4	0
Secondary products and miscellaneous receipts		2522-SM						
Miscellaneous receipts		2522-M	12/79	156.5	156.5	156.5	2.4	0
Resales		2522-Z89	12/79	154.2	154.2	154.2	2.4	0
Secondary products		2522-S	12/79	153.5	154.9	155.1	2.8	.1
Public building and related furniture	253		12/84	119.0	118.5	118.3	1.5	-.2
Public building and related furniture	2531		12/84	119.0	118.5	118.3	1.5	-.2
Primary products		2531-P	12/84	118.4	117.7	117.5	1.9	-.2
School furniture, except stone, concrete, and library furniture		2531-1	12/84	114.7	115.0	114.4	4.0	-.5
Single pupil units		2531-131	06/87	(3)	108.9	108.9	(3)	0
Chairs, all purpose (nonfolding)		2531-136	12/84	124.5	118.5	118.5	1.8	0
Other school furniture designed specifically for use in schools		2531-198	12/84	118.7	119.9	118.9	6.4	-.8
Public building and related furniture, except school and restaurant		2531-2	12/84	120.0	119.1	119.0	1.4	-.1
Seats for public conveyances		2531-211	12/84	111.0	111.5	111.4	1.2	-.1
Church furniture		2531-23	12/84	122.5	122.5	122.9	6.4	.3
Church pews		2531-231	12/84	123.4	123.4	123.8	7.4	.3
Other church furniture (pulpits, altars, etc.)		2531-239	12/84	120.0	(3)	(3)	(3)	(3)
Chairs and seats, excluding seats for public conveyances and stadiums		2531-25	12/84	126.3	126.3	126.3	1.8	0
Stadium and bleacher seating, including grandstands		2531-261	12/84	136.7	(3)	(3)	(3)	(3)
Other public building furniture		2531-298	12/84	114.4	114.4	114.4	1.1	0
Secondary products and miscellaneous receipts		2531-SM						
Secondary products		2531-S	12/84	113.4	113.6	113.6	-.5	0
Partitions, shelving, lockers, and office and store fixtures	254		12/84	120.7	121.3	121.4	2.2	.1
Wood partitions and fixtures	2541		12/83	127.9	128.2	128.1	1.7	-.1
Primary products		2541-P	12/83	127.4	127.8	127.6	1.7	-.2
Wood partitions, shelving, and lockers		2541-1	12/83	114.0	115.5	114.2	2.1	-1.1
Partitions (prefabricated, assembled, or knocked down)		2541-111	12/83	113.7	116.6	116.1	3.9	-.4
Shelving and lockers		2541-141	03/84	113.7	(3)	111.6	.2	(3)
Plastic laminated fixture tops		2541-2	12/83	127.1	127.2	127.3	1.7	.1
Wood fixtures for stores, banks, offices, etc.		2541-3	12/83	128.9	129.3	129.1	1.6	-.2
Retail store fixtures, except food store: custom		2541-33A	12/83	118.0	118.0	118.2	1.1	.2
Walls and wall fixtures		2541-332	08/84	112.6	112.6	112.6	1.0	0
Center floor tables and gondolas		2541-333	06/88	105.3	(3)	105.3	0	(3)
Other fixtures and displays		2541-334	12/83	107.3	107.5	107.9	2.2	.4
Retail store fixtures, except food store: manufacturers' standard		2541-337	12/83	147.8	147.4	147.4	2.0	0
Retail food store fixtures		2541-338	06/88	111.7	111.7	111.7	1.8	0
Cabinets (floor or wall types)		2541-341	12/83	116.0	116.5	116.5	2.9	0
Counters and bank fixtures		2541-36	12/83	124.8	124.8	124.8	3.3	0
Counters, except bank counters		2541-361	12/83	120.2	120.2	120.2	6.1	0
Bank fixtures, including bank counters		2541-362	12/83	124.0	124.0	124.0	0	0
Other wood fixtures, including window backs, telephone booths, etc.		2541-398	12/83	112.9	115.3	113.5	2.1	-1.6
Secondary products and miscellaneous receipts		2541-SM						
Miscellaneous receipts		2541-M	01/84	130.9	130.9	130.9	1.9	0
Resales		2541-Z89	06/88	112.5	112.5	112.5	1.9	0
Secondary products		2541-S	12/83	132.5	132.0	132.2	2.4	.2
Metal partitions and fixtures	2542		12/83	123.1	124.1	124.4	2.6	.2
Primary products		2542-P	12/83	123.0	123.8	124.3	2.6	.4
Metal partitions (prefabricated, assembled, or knocked down)		2542-1	12/83	124.5	125.2	127.0	3.4	1.4
Movable, except free standing		2542-117	12/83	132.0	132.0	134.1	8.1	1.6
Other partitions, including free standing		2542-119	06/88	110.8	112.1	113.7	3.3	1.4
Metal shelving and lockers		2542-2	12/83	123.2	123.9	124.7	2.8	.6
Metal shelving		2542-23	12/83	122.7	123.3	124.2	2.7	.7
Commercial shelving for factories, stores, etc.		2542-233	12/83	115.5	116.2	117.4	3.3	1.0
Other shelving, including office shelving for correspondence, computer tapes, etc.		2542-241	12/83	120.3	120.3	120.3	1.1	0
Lockers		2542-251	12/83	125.0	126.5	126.5	3.0	0

See footnotes at end of table.

Digitized for FRASER
http://fraser.stlouisfed.org/
Federal Reserve Bank of St. Louis

Table 5. Producer price indexes for the net output of selected industries and their products—Continued

Industry and product[1]	Industry code	Product code	Index base	Index			Unadjusted percent change to Sep. 1990 from —	
				May 1990[2]	Aug. 1990[2]	Sep. 1990[2]	Sep. 1989	Aug. 1990
Metal partitions and fixtures—Continued								
Metal storage racks and accessories		2542-3	12/83	122.3	123.9	124.0	2.7	0.1
Drive-in/drive-thru and gravity conveyor pallet storage racks		2542-341	02/84	118.8	118.8	118.8	0	0
Portable stacking racks and frames		2542-345	12/83	122.2	122.2	122.2	4.4	0
Stacker racks and other metal racks		2542-351	12/83	123.8	126.4	126.5	2.6	.1
Metal fixtures for stores, banks, offices, etc.		2542-4	12/83	122.7	123.4	123.3	2.0	-.1
Retail store fixtures, except food store		2542-46A	12/83	122.6	123.5	123.4	2.0	-.1
Custom fixtures		2542-463	12/83	117.7	119.0	118.8	2.0	-.2
Manufacturers' standard fixtures		2542-465	12/83	127.1	127.7	127.7	2.0	0
Retail food store fixtures		2542-467	12/83	125.0	125.0	(3)	(3)	(3)
Cabinets (floor or wall type)		2542-471	12/83	129.3	129.4	129.3	1.5	-.1
Counters, except bank counters		2542-481	12/83	125.0	125.0	125.0	0	0
Other metal fixtures, including bank fixtures, bank counters, clothing racks, etc.		2542-498	12/83	112.1	113.0	113.0	4.1	0
Secondary products and miscellaneous receipts		2542-SM						
Miscellaneous receipts		2542-M	06/88	91.1	96.3	94.1	(3)	-2.3
Secondary products		2542-S	12/83	129.2	128.9	129.5	2.1	.5
Miscellaneous furniture and fixtures	259		12/84	120.9	121.2	121.3	2.6	.1
Drapery hardware and blinds and shades	2591		06/84	123.0	123.2	123.4	3.4	.2
Primary products		2591-P	06/84	120.2	120.5	120.6	3.7	.1
Window shades and accessories		2591-3	06/84	111.3	110.9	111.8	3.3	.8
Window shades		2591-3A	06/84	111.3	110.9	111.8	3.3	.8
Plastic window shades		2591-311	06/84	111.7	(3)	111.7	4.6	(3)
Other window shades including cloth and paper		2591-313	06/84	110.8	110.9	111.8	1.5	.8
Venetian blinds		2591-4	06/84	104.8	106.6	106.5	2.8	-.1
Complete venetian blinds, vertical and horizontal		2591-4A	06/84	110.6	112.5	112.5	1.9	0
Aluminum slat blinds		2591-452	06/84	109.4	110.2	110.2	.7	0
All other venetian blinds including wood and plastic		2591-459	06/84	120.1	131.6	131.1	11.1	-.4
Other shades and blinds n.e.c., curtain and drapery rods, poles and other hardware		2591-5	06/84	127.8	128.0	127.9	4.1	-.1
Other shades and blinds, except canvas and other textile fabrics		2591-511	06/84	137.1	138.9	138.6	5.2	-.2
Curtain and drapery rods, poles, and fixtures fabricated at plant		2591-517	06/84	124.7	124.5	124.5	3.7	0
Carbon steel and all other materials		2591-51711	06/84	131.6	131.6	131.5	5.4	-.1
Secondary products and miscellaneous receipts		2591-SM						
Secondary products		2591-S	06/84	119.4	119.6	119.6	3.5	0
Furniture and fixtures, n.e.c.	2599		12/85	120.3	120.5	120.6	2.0	.1
Primary products		2599-P	12/85	121.1	121.2	121.3	2.1	.1
Hospital beds		2599-1	12/85	112.8	112.8	(3)	(3)	(3)
Hospital beds		2599-101	12/85	112.8	112.8	(3)	(3)	(3)
Restaurant, cafeteria and bar furniture		2599-2	12/85	121.3	121.5	121.6	2.5	.1
Wood chairs and stools		2599-241	12/85	126.0	126.3	126.3	5.6	0
Metal chairs and stools		2599-245	12/85	114.4	114.4	114.4	5.6	0
Booths, bars and back bars		2599-247	12/85	113.2	113.2	114.3	.6	1.0
Other restaurant, cafeteria and bar furniture		2599-248	12/85	123.3	123.6	123.6	2.2	0
Other furniture and fixtures, n.e.c.		2599-3	12/85	123.3	123.3	123.3	3.2	0
Ship furniture		2599-351	12/85	112.7	112.7	112.7	4.8	0
Industrial furniture, including benches, stools, sorting tables and cabinets		2599-353	12/85	117.8	117.8	117.8	5.4	0
Secondary products and miscellaneous receipts		2599-SM						
Miscellaneous receipts		2599-M	12/85	120.7	120.7	120.7	0	0
Secondary products		2599-S	12/85	115.1	115.9	115.9	3.2	0
Paper and allied products	26		12/84	121.8	121.8	122.0	.7	.2
Pulp mills	261		12/82	156.1	153.1	153.0	-6.0	-.1
Pulp mills	2611		12/82	156.1	153.1	153.0	-6.0	-.1
Primary products		2611-P	12/82	165.3	161.3	160.5	-6.6	-.5
Special alpha and dissolving woodpulp		2611-1	12/82	141.8	141.4	140.3	.3	-.8
Other pulp, including pulpmill byproducts, except tall oil		2611-2	12/82	179.8	174.4	173.8	-8.1	-.3
Woodpulp		2611-21	12/82	180.3	174.3	173.6	-10.4	-.4
Sulfate woodpulp, including soda		2611-213						
Sulfate, bleached and semibleached (including soda)		2611-2134	06/88	109.3	105.8	105.4	-10.1	-.4
Sulfate, softwood		2611-21341	12/82	191.5	187.5	187.5	-5.9	.0
Exports		2611-2134E	06/88	120.1	119.1	(3)	(3)	(3)
Intracompany shipments		2611-2134I	06/88	108.4	105.8	105.8	-10.3	0
Domestic (market shipments only)		2611-2134M	06/88	112.8	108.8	108.8	-8.0	0
Sulfate, hardwood		2611-21342	12/82	169.2	161.5	160.2	-14.7	-.8
Sulfite and other woodpulp		2611-217	06/88	102.3	96.4	94.7	-16.7	-1.8
Sulfite, bleached and unbleached		2611-21716	06/88	98.5	91.6	(3)	(3)	(3)
Pulp, other than wood, and miscellaneous pulp mill byproducts		2611-25	06/88	124.7	124.7	(3)	(3)	(3)
Paper mill products except building paper	262		06/81	133.3	134.3	134.9	.5	.4
Paper mill products except building paper	2621		06/81	133.3	134.3	134.9	.5	.4
Primary products		2621-P	06/81	133.7	134.8	135.6	1.0	.6

See footnotes at end of table.

Digitized for FRASER
http://fraser.stlouisfed.org/
Federal Reserve Bank of St. Louis

Table 5. Producer price indexes for the net output of selected industries and their products—Continued

Industry and product[1]	Industry code	Product code	Index base	Index			Unadjusted percent change to Sep. 1990 from —	
				May 1990[2]	Aug. 1990[2]	Sep. 1990[2]	Sep. 1989	Aug. 1990
Paper mill products except building paper—Continued								
Tissue paper and sanitary paper stock		2621-A	06/81	140.4	140.2	140.5	2.7	0.2
Sanitary papers, including stock, made in papermills		2621-A4	06/81	139.1	139.0	139.2	2.9	.1
Toilet tissue and stock		2621-A41	11/87	120.3	120.2	120.7	4.1	.4
Facial tissue and stock		2621-A42	08/81	126.8	128.4	128.4	4.6	0
Napkins and napkin stock		2621-A43	06/81	122.5	122.2	122.4	4.8	.2
Towels and towel stock		2621-A44	08/81	144.1	143.6	143.6	.7	0
Other sanitary papers, including stock		2621-A49	12/87	107.0	107.0	107.0	.1	0
Tissue paper		2621-A8	06/81	165.5	165.5	165.5	-.4	0
Newsprint		2621-B	06/81	121.6	127.4	127.4	1.5	0
Newsprint		2621-1	06/81	121.6	127.4	127.4	1.5	0
Printing and writing grades		2621-C	12/87	112.3	113.0	114.0	.5	.9
Groundwood paper, uncoated		2621-2	06/81	123.8	124.4	125.2	.6	.6
Publication and printing		2621-211	06/81	122.5	123.1	124.1	.2	.8
Clay coated printing and converting paper		2621-3	06/81	138.1	137.9	138.1	-.8	.1
Coated 1-side		2621-34	06/81	155.4	155.4	155.4	3.5	0
Coated 2-sides		2621-36	06/81	136.3	136.1	136.4	-1.1	.2
No. 3 coated 2-sides		2621-363	06/81	138.1	138.0	138.0	-.1	0
No. 5 coated 2-sides		2621-365	06/81	128.8	128.3	128.7	-2.1	.3
Coated 2-sides except No. 3 and No. 5		2621-366	06/81	137.4	137.6	137.8	0	.1
No. 4 coated 2-sides		2621-36604	12/87	110.4	110.5	110.5	-.3	0
All other clay coated 2-sides, including No.1 and No. 2		2621-36606	12/87	107.9	108.0	108.4	.3	.4
Book paper, uncoated free sheet		2621-4	06/81	127.4	129.1	131.1	1.5	1.5
Chemical woodpulp writing paper, except body stock		2621-421	06/81	124.7	126.9	130.5	2.6	2.8
Unwatermarked bond		2621-4211	12/87	111.3	115.5	119.3	.6	3.3
Unwatermarked bond, No. 4 grade		2621-42111	06/81	122.6	128.1	131.6	1.8	2.7
Unwatermarked bond, except No. 4		2621-42112	12/87	109.8	112.8	117.4	-.8	4.1
Watermarked bond		2621-4212	06/81	142.1	142.1	142.1	-.4	0
Form bond, in rolls		2621-4215	12/87	112.9	113.2	118.3	5.4	4.5
12 lb. form bond in rolls		2621-42151	06/81	117.1	(3)	119.6	4.5	(3)
15 lb. form bond in rolls		2621-42155	06/81	115.8	115.2	121.7	4.1	5.6
20 lb. form bond in rolls		2621-42156	12/87	110.0	110.8	116.2	6.8	4.9
Form bond in rolls, except 12, 15 and 20 lb. grades		2621-42159	06/81	126.8	127.3	132.7	5.6	4.2
Other writing papers, including manifold and carbonless base stock & body stock for commun		2621-4217	06/81	135.2	135.8	136.6	3.0	.6
Publication and printing grade free sheet		2621-441	06/81	125.0	126.6	126.5	-.2	-.1
Plain (including M.F., E.F., supercalendered, eggshell and antique grades)		2621-44111	12/87	118.0	117.2	117.3	.7	.1
Offset		2621-44122	06/81	124.1	126.8	126.5	0	-.2
Cover and text papers		2621-465	06/81	148.0	148.0	148.0	.6	0
Other converting and miscellaneous free sheet, including body stock for coating		2621-481	12/87	118.1	118.2	118.4	.3	.2
Envelope		2621-4811	12/87	118.0	118.2	118.3	0	.1
White wove envelopes		2621-48111	12/87	118.0	118.1	118.4	0	.3
Kraft envelope paper (including unbleached, semi-bleached and bleached kraft)		2621-48112	12/87	118.2	118.2	118.2	-.1	0
All other uncoated free sheet, n.e.c., including body stock for coating		2621-4812	06/81	129.7	129.7	(3)	(3)	(3)
Packaging and industrial grade papers		2621-D	12/87	115.4	115.6	115.6	-.3	0
Unbleached kraft packaging and industrial converting paper		2621-7	06/81	141.8	141.8	141.8	0	0
Wrapping		2621-711	06/81	174.9	174.9	174.9	0	0
Shipping sack		2621-731	06/81	137.8	137.8	(3)	(3)	(3)
Bag and sack, other than shipping sack		2621-751	06/81	136.8	136.8	136.8	0	0
Other unbleached kraft packaging and industrial converting paper		2621-761	06/81	143.1	143.1	143.1	0	0
Packaging and industrial converting paper, except unbleached kraft.		2621-8	06/81	136.0	136.0	136.0	.2	0
Wrapping		2621-811	06/81	136.0	139.1	139.1	4.4	0
Bag and sack, other than shipping sack		2621-851	06/81	133.7	133.7	133.7	.6	0
Other packaging and industrial converting paper, except unbleached kraft.		2621-861	06/81	123.9	123.9	123.9	0	0
Glassine, greaseproof, and vegetable parchment		2621-881	06/81	147.3	147.1	147.1	-.1	0
Special industrial paper		2621-9	06/81	137.7	138.3	138.3	-.8	0
Secondary products and miscellaneous receipts		2621-SM						
Secondary products		2621-S	06/81	125.8	125.4	125.2	-7.1	-.2
Pulp mill products		2611-S	06/81	111.5	110.6	110.2	-9.1	-.4
Other secondary products		2621-SSS	06/81	171.7	171.7	171.7	-2.7	0
Paperboard mill products		2631-S	06/81	125.0	125.0	125.0	-6.9	0
Paperboard mills	263		12/82	146.4	143.8	143.6	-4 1	-.1
Paperboard mills	2631		12/82	146.4	143.8	143.6	-4.1	-.1
Primary products		2631-P	12/82	142.1	139.2	139.0	-4.6	-.1
Paperboard, made from primarily virgin wood pulp		2631-A	12/88	99.2	97.0	96.8	-5.8	-.2
Unbleached kraft packaging and industrial converting paperboard (>80% virgin wood pulp)		2631-1	12/82	153.4	149.5	149.5	-7.1	0
Unbleached linerboard		2631-111	12/82	155.1	150.6	150.8	-7.8	.1
42 lb. kraft linerboard		2631-11101	12/82	154.0	149.4	149.7	-7.5	.2
Other unbleached linerboard		2631-11102	12/82	155.5	151.2	151.0	-8.2	-.1
Bleached packaging and industrial converting paperboard (>80% virgin wood pulp)		2631-2	12/82	135.2	134.7	134.7	.1	0
Linerboard		2631-211	12/82	128.2	124.9	124.9	-5.1	0

See footnotes at end of table.

Digitized for FRASER
http://fraser.stlouisfed.org/
Federal Reserve Bank of St. Louis

Table 5. Producer price indexes for the net output of selected industries and their products—Continued

Industry and product[1]	Industry code	Product code	Index base	Index			Unadjusted percent change to Sep. 1990 from —	
				May 1990[2]	Aug. 1990[2]	Sep. 1990[2]	Sep. 1989	Aug. 1990
Paperboard mills—Continued								
Folding carton-type board		2631-241	12/82	133.6	133.6	133.6	1.4	0
Bleached paperboard for moist, liquid or oily foods, including milk carton board		2631-26	12/88	113.7	112.9	112.9	-.7	0
Other bleached paperboard for packaging and other solid bleached board		2631-28	12/88	109.5	109.5	109.5	0	0
Semichemical paperboard (>75% virgin wood pulp)		2631-3						
Corrugating medium		2631-321	12/82	139.8	132.6	131.0	-11.1	-1.2
Recycled paperboard		2631-4	12/82	129.3	127.9	128.0	-.5	.1
Linerboard (<80% virgin fiber)		2631-411	12/82	140.3	135.3	135.5	-5.0	.1
Container chip and filler board		2631-431	12/82	130.0	(3)	131.6	.4	(3)
Folding carton board		2631-44	12/88	110.0	110.0	110.0	4.2	0
Unlined chipboard		2631-443	12/82	125.0	125.0	125.0	.9	0
Kraft-lined folding carton board		2631-444	02/83	125.5	125.5	125.5	0	0
White-lined folding carton board		2631-445	12/82	120.8	120.8	120.8	0	0
Clay-coated folding carton board		2631-446	12/82	123.5	123.6	123.6	6.7	0
Other recycled paperboard		2631-48	12/88	100.8	102.4	102.4	1.5	0
Paper coating and glazing	2641		12/82	128.9	129.5	129.3	1.3	-.2
Primary products		2641-P	12/82	126.5	126.7	126.5	1.4	-.2
Packaging paper and plastics film, coated and laminated		2641-I	12/87	115.2	115.5	114.8	.6	-.6
Single web paper, coated rolls and sheets		2641-5	12/87	116.9	116.9	116.3	-1.2	-.5
Single web film, coated rolls and sheets		2641-6	12/87	109.4	111.7	108.5	-.7	-2.9
Multi-web paper/paper laminations		2641-9	12/87	110.5	110.5	110.5	1.0	0
Coated and laminated paper, n.e.c.		2641-II	12/87	113.2	113.4	113.3	1.8	-.1
Printing paper coated at establishments other than where paper was produced		2641-1	12/82	131.1	131.1	131.1	3.1	0
Coated one side (for labels and similar uses)		2641-113	12/82	131.0	130.9	131.0	3.0	.1
Gummed products		2641-3	12/82	123.3	123.5	123.5	1.3	0
Gummed sealing tape, paper base and reinforced base, used for sealing and securing		2641-312	12/82	117.7	118.0	(3)	(3)	(3)
Gummed flat paper, including stock labels, unprinted		2641-331	12/82	129.5	129.5	129.5	0	0
Pressure sensitive products		2641-4	12/82	123.6	123.9	123.9	1.3	0
Single faced tape		2641-4A	12/87	110.3	110.5	110.5	1.5	0
Paper backing		2641-413	12/82	120.2	120.6	120.6	1.0	0
Cloth backing, except electrical		2641-433	12/87	115.9	116.6	116.5	1.8	-.1
Reinforced and laminated tape		2641-453	12/82	108.7	108.6	108.2	1.4	-.4
Other backings, except rubber		2641-459	12/87	101.8	102.9	102.8	-1.0	-.1
Double faced tape		2641-46	12/82	134.7	136.1	136.1	2.7	0
Unprinted pressure sensitive labels		2641-47	12/82	138.9	139.7	139.7	2.3	0
Pressure sensitive base stock		2641-48	12/87	116.5	116.5	116.5	.1	0
Base stock for labels		2641-481	04/83	143.0	142.9	142.9	-.1	0
Pressure sensitive base stock for other than labels		2641-485	12/82	120.9	120.9	120.9	.5	0
Other coated and processed paper, n.e.c		2641-B	12/82	130.9	131.2	130.9	2.4	-.2
Special coated paper and casein and similarly coated papers		2641-B15	12/87	119.0	120.3	119.8	3.8	-.4
Other coated and processed paper, n.e.c.		2641-B98	12/82	122.1	121.2	121.2	1.2	0
Secondary products and miscellaneous receipts		2641-SM						
Secondary products		2641-S	12/82	134.5	136.3	136.5	.8	.1
Other secondary products		2641-SSS	12/87	108.3	109.7	109.9	.4	.2
Bags, except textile bags	2643		12/83	148.9	149.5	149.5	1.6	0
Primary products		2643-P	12/83	152.0	152.8	152.8	2.2	0
Grocers' and variety bags (paper and wardrobe, shopping, and other bags		2643-1	12/83	212.2	215.8	215.8	7.8	0
Grocers' bags and sacks, paper		2643-113	12/83	238.4	(3)	(3)	(3)	(3)
Grocers' sacks, paper		2643-1131	12/83	188.4	(3)	(3)	(3)	(3)
1/6 barrel		2643-11311	12/83	403.7	(3)	(3)	(3)	(3)
Grocers' bags, paper		2643-1132	12/83	368.4	(3)	(3)	(3)	(3)
Greater than 5 lb. but less than 13 lb		2643-11322	12/83	359.2	(3)	(3)	(3)	(3)
Shopping bags, all materials		2643-151	12/83	131.4	130.1	(3)	(3)	(3)
Polyethylene combinations, including polyethylene and foil combinations		2643-2	12/83	118.9	118.6	118.6	-2.1	0
Polyethylene combinations, including polyethylene and foil combinations		2643-2B						
Unsupported film		2643-2C	12/83	130.3	129.8	129.6	-1.7	-.2
Polyethylene		2643-261	12/83	130.6	130.1	129.9	-1.7	-.2
Resale household bags, all materials (garbage, lunch, sandwich, etc.)		2643-29	12/83	87.6	89.0	(3)	(3)	(3)
Film		2643-295	12/83	87.2	88.6	(3)	(3)	(3)
Shipping sacks and multiwall bags, all materials, except textile		2643-3	12/83	155.0	155.0	155.0	1.3	0
Single and double wall		2643-311	12/83	142.7	142.7	142.7	3.4	0
Multiwall (three or more plies)		2643-351	12/83	157.1	157.1	157.1	1.0	0
Secondary products and miscellaneous receipts		2643-SM						
Secondary products		2643-S	12/83	126.9	126.9	126.9	-2.7	.0
Miscellaneous plastics products		3079-S	12/83	138.6	138.6	138.6	-8.7	0
Paperboard containers and boxes	265		12/84	118.0	117.3	117.2	-.8	-.1
Setup paperboard boxes	2652		12/83	119.5	120.1	119.8	2.7	-.2
Primary products		2652-P	12/83	118.7	119.2	118.8	2.6	-.3
Setup paperboard boxes (classified by end use)		2652-1	12/83	118.7	119.2	118.8	2.6	-.3
Textiles, wearing apparel, and hosiery		2652-121	12/83	128.5	128.5	128.5	4.0	0

See footnotes at end of table.

Digitized for FRASER
http://fraser.stlouisfed.org/
Federal Reserve Bank of St. Louis

Table 5. Producer price indexes for the net output of selected industries and their products—Continued

Industry and product[1]	Industry code	Product code	Index base	Index			Unadjusted percent change to Sep. 1990 from —	
				May 1990[2]	Aug. 1990[2]	Sep. 1990[2]	Sep. 1989	Aug. 1990
Setup paperboard boxes—Continued								
Department stores and other retail stores		2652-131	12/83	126.8	126.8	126.8	5.8	0
Confections		2652-141	12/83	109.4	110.7	104.0	-3.5	-6.1
Cosmetics, including soap		2652-151	12/83	111.2	111.2	114.5	3.5	3.0
Stationery and office supplies		2652-161	12/83	133.2	133.2	133.2	2.1	0
All other end uses, n.e.c.		2652-198	12/83	115.2	116.3	117.4	2.8	.9
Secondary products and miscellaneous receipts		2652-SM						
Secondary products		2652-S	12/83	128.0	129.1	130.8	3.6	1.3
Corrugated and solid fiber boxes	2653		03/80	140.0	138.1	137.9	-4.1	-.1
Primary products		2653-P	03/80	140.6	138.6	138.3	-4.3	-.2
Corrugated shipping containers		2653-1	03/80	139.3	137.3	137.0	-4.3	-.2
For foods and beverages		2653-112	03/80	140.0	137.7	137.2	-7.0	-.4
For canned and bottled foods and beverages		2653-11201	06/87	110.9	109.6	109.6	-4.9	0
For fresh fruits and vegetables		2653-11202	06/87	114.1	114.1	115.3	.7	1.1
For dry goods		2653-11203	06/87	102.0	102.3	97.2	-8.7	-5.0
For all food and beverage uses not specified		2653-11204	06/87	105.8	102.8	102.7	-10.2	-.1
For paper and allied products		2653-113	03/80	140.5	137.5	137.5	-3.2	0
For metal products and machinery, equipment and supplies, except electrical		2653-116	03/80	154.5	152.5	151.5	-2.3	-.7
For electrical machinery, equipment, supplies and appliances		2653-118	03/80	128.9	128.4	128.4	-2.1	0
For all other uses not specified above		2653-119	03/80	136.0	134.6	134.6	-3.0	0
For chemicals and drugs, including paints, varnishes, cosmetics and soaps		2653-11901	06/87	113.9	113.5	113.4	-3.4	-.1
For lumber and wood products, including furniture		2653-11902	06/87	112.9	112.9	112.9	0	0
For all other uses		2653-11903	06/87	106.2	104.8	104.8	-3.4	0
Corrugated paperboard in sheets and rolls, lined and unlined		2653-3	03/80	141.4	139.7	139.2	-5.8	-.4
Fiber cans, drums and similar products	2655		12/85	128.5	128.7	128.8	9.6	.1
Primary products		2655-P	12/85	128.8	128.8	129.0	10.3	.2
Paperboard fiber drums with metal, wood, plastic or paperboard ends		2655-1	12/85	122.8	122.8	122.8	0	0
Fiber cans, tubes, and similar fiber products		2655-2	12/85	130.5	130.5	130.7	13.2	.2
Cans, all fiber and composite		2655-221	12/85	139.2	139.2	139.2	19.1	0
Food products		2655-221A	12/85	153.1	153.2	153.2	41.6	0
All other food products, excluding pet food		2655-22113	12/85	175.6	175.7	175.7	61.8	0
Non-food products		2655-221B	12/85	126.2	126.2	126.2	1.0	0
All other non-food products, including pet food		2655-22117	12/85	112.9	112.9	112.9	3.1	0
Cores and tubes		2655-231	12/85	116.4	116.3	116.3	2.9	0
Paperboard cones, reels, spools, bobbins, and blocks		2655-271	12/85	119.0	119.0	121.8	7.2	2.4
Secondary products and miscellaneous receipts		2655-SM						
Secondary products		2655-S	12/85	124.7	127.3	127.3	3.7	0
Sanitary food containers	2656		06/85	126.4	127.2	127.3	1.8	.1
Primary products		2656-P	06/85	125.1	126.2	126.4	2.0	.2
Milk and milk-type cartons, including juices and other beverages		2656-1	06/85	113.1	116.7	116.5	5.2	-.2
Cups and liquid-tight containers		2656-2	06/85	136.7	136.7	137.1	1.4	.3
Drinking cups and portion serving cups		2656-235	06/85	137.4	137.4	137.8	1.5	.3
Other sanitary food containers, boards, and trays, except folding		2656-5	06/85	123.6	123.7	123.7	-.6	0
Pressed plates, dishes, spoons and similar products		2656-511	06/85	123.3	123.3	123.3	-1.1	0
Secondary products and miscellaneous receipts		2656-SM						
Secondary products		2656-S	06/85	134.1	134.1	134.1	1.4	0
Other secondary products		2656-SSS	12/88	100.7	100.7	100.7	.7	0
Folding paperboard boxes	2657		12/83	129.0	129.3	129.4	2.1	.1
Primary products		2657-P	12/83	128.3	128.6	128.8	2.4	.2
Folding paperboard boxes, except sanitary food containers, classified by end use		2657-1	12/83	128.8	129.2	129.3	2.6	.1
Dry food and produce, incl. pet and animal food		2657-114	12/83	127.6	126.8	127.3	3.7	.4
Bottled and canned beverages		2657-121	12/83	122.5	120.2	120.2	1.5	0
Bottled beverages		2657-1211	12/83	125.1	122.9	122.9	2.5	0
Non-alcoholic beverages		2657-12111	12/83	120.5	117.2	117.2	1.5	0
Alcoholic beverages		2657-12112	12/83	124.4	124.2	124.2	4.2	0
Canned beverages		2657-1212	12/83	120.5	118.0	118.0	.6	0
Alcoholic beverages		2657-12122	02/84	107.7	106.9	106.9	3.6	0
Soaps and detergents		2657-131	12/83	124.7	126.0	126.0	4.7	0
Tobacco		2657-141	12/83	130.7	130.7	130.7	.8	.0
Hardware and household supplies		2657-151	12/83	137.3	138.2	138.2	1.5	0
Candy		2657-161	12/83	122.9	126.5	126.1	4.1	-.3
Cosmetics and medicinal products		2657-171	12/83	112.3	113.6	113.6	.9	0
Cosmetics		2657-17101	12/83	112.3	114.9	114.8	2.8	-.1
Medicinal products		2657-17102	12/83	112.0	112.3	112.4	-.3	.1
Paper goods or products, including book mailers		2657-181	12/83	131.5	133.8	133.9	4.6	.1
Folding carry-out boxes and trays for retail food		2657-195	12/88	108.9	111.7	111.6	4.2	-.1
All other end uses, n.e.c.		2657-198	12/83	139.1	139.0	139.0	2.1	0
Folding sanitary containers for liquid, moist, oily or perishable foods		2657-2	06/85	116.6	116.4	116.9	1.1	.4
Bakery, fresh and frozen		2657-201	06/85	115.0	115.3	115.3	.8	0
Butter and ice cream packages and food pails		2657-202	06/85	117.6	117.6	118.7	1.6	.9
Processed meat, margarine, lard and shortening		2657-203	06/85	105.2	105.2	105.2	0	0
Other frozen foods		2657-204	12/88	111.7	110.7	111.5	1.7	.7
Secondary products and miscellaneous receipts		2657-SM						
Secondary products		2657-S	12/83	129.7	129.7	129.8	.5	.1

See footnotes at end of table.

Digitized for FRASER
http://fraser.stlouisfed.org/
Federal Reserve Bank of St. Louis

Table 5. Producer price indexes for the net output of selected industries and their products—Continued

Industry and product[1]	Industry code	Product code	Index base	Index			Unadjusted percent change to Sep. 1990 from —	
				May 1990[2]	Aug. 1990[2]	Sep. 1990[2]	Sep. 1989	Aug. 1990
Building paper and building board mills	266		12/85	114.7	114.4	114.4	-0.3	0
Building paper and building board mills	2661		12/85	114.7	114.4	114.4	-.3	0
Primary products		2661-P	12/85	115.3	115.2	115.2	-.3	0
Board: asphalt, hardpressed, insulation, roofing, etc.		2661-1	12/85	106.9	106.8	106.8	-.1	0
1/2 inch		2661-111	12/85	97.4	96.9	96.9	.8	0
Die-cut paper and board	2675		12/84	120.6	121.1	121.4	.7	.2
Primary products		2675-P	12/84	120.7	120.8	121.2	.3	.3
Die-cut paper and board office supplies		2675-1	12/89	99.9	99.7	99.9	(3)	.2
Index cards		2675-111	12/84	(3)	120.6	122.8	2.7	1.8
File folders		2675-113	12/89	100.9	101.1	101.3	(3)	.2
Expanding file folders		2675-11301	12/84	120.1	120.1	120.1	.8	0
Hanging folders		2675-11302	12/89	(3)	101.2	102.1	(3)	.9
Other file folders, including file pockets and jackets		2675-11303	12/89	101.1	101.0	101.0	(3)	0
Other office supplies, including report covers, excluding looseleaf		2675-199	12/84	130.5	131.3	131.3	7.4	0
Die-cut paper and board except office supplies		2675-2	12/89	100.0	101.0	102.5	(3)	1.5
Other, including fillers and flats for egg cases, bottle caps, closures		2675-299	12/89	100.0	101.7	101.6	(3)	-.1
Pasted, lined, laminated, or surface coated paperboard		2675-3	12/84	123.2	123.6	123.6	.3	0
Secondary products and miscellaneous receipts		2675-SM						
Miscellaneous receipts		2675-M	12/84	118.9	124.7	126.1	9.0	1.1
Resales		2675-Z89	12/84	116.3	116.3	118.5	5.7	1.9
Secondary products		2675-S	12/84	120.4	122.0	122.1	1.3	.1
Sanitary Paper Products	2676		06/83	131.1	130.2	130.2	6.1	0
Primary products		2676-P	06/83	132.1	131.1	131.1	6.5	0
Sanitary napkins and tampons		2676-1	06/83	120.2	120.2	120.2	8.7	0
Sanitary napkins		2676-114	06/83	(3)	103.2	103.2	(3)	0
Disposable diapers (except incontinence pads)		2676-3	06/83	106.1	106.1	106.3	.9	.2
Sanitary tissue health products (made from purchased stock)		2676-4	06/83	134.4	134.0	133.6	6.5	-.3
Table napkins including plain creped and facial tissue type		2676-42	06/83	123.4	123.3	123.5	-.9	.2
Secondary products and miscellaneous receipts		2676-SM						
Secondary products		2676-S						
Other secondary products		2676-SSS	06/83	133.1	133.0	133.0	.4	0
Envelopes	2677		12/84	113.7	114.5	114.7	.2	.2
Primary products		2677-P	12/84	113.6	114.4	114.5	.1	.1
Envelopes, all types		2677-1	12/84	113.6	114.4	114.5	.1	.1
Secondary products and miscellaneous receipts		2677-SM						
Secondary products		2677-S	12/84	(3)	125.0	126.8	(3)	1.4
Stationery products	2678		06/85	121.3	121.5	121.7	-2.8	.2
Primary products		2678-P	06/85	124.7	124.4	124.6	-3.9	.2
Stationery		2678-1	06/85	114.4	114.4	114.4	1.7	0
Boxed stationery and portfolios		2678-111	06/85	113.9	(3)	113.9	.4	(3)
Tablets and related products		2678-2	06/85	127.7	127.3	127.5	-5.3	.2
Legal pads		2678-252	06/85	(3)	138.3	138.3	(3)	0
Tablets and pads, except legal pads		2678-254	06/85	125.7	124.7	124.7	-2.5	0
Notebooks		2678-257	06/85	115.9	117.2	117.3	-7.9	.1
Looseleaf fillers (school and commercial types)		2678-261	06/85	133.1	132.9	133.6	-7.0	.5
Wrapped ream papers		2678-265	06/85	(3)	147.9	148.4	(3)	.3
Other wrapped ream paper		2678-26519	06/85	(3)	144.4	145.1	(3)	.5
Other tablets and related products		2678-269	06/85	108.9	109.2	109.2	-4.8	0
Secondary products and miscellaneous receipts		2678-SM						
Secondary products		2678-S	06/85	104.7	104.7	104.7	-.3	0
Envelopes		2677-S	06/90	(3)	100.0	100.0	(3)	.0
Other secondary products		2678-SSS	06/85	107.5	107.4	107.4	-.5	0
Converted paper and paperboard products, n.e.c.	2679		06/85	111.5	111.4	111.3	.5	-.1
Primary products		2679-P	06/85	111.0	110.8	110.8	.6	0
Wallcoverings		2679-1	06/85	103.1	103.5	103.4	1.4	-.1
Paper wallcoverings		2679-12	06/85	(3)	101.3	101.4	2.0	.1
Dry strippable, nonwoven and nonwoven combinations		2679-123	06/85	(3)	100.8	100.8	(3)	0
Plastic coated or laminated to 1 mil of vinyl or more		2679-125	06/90	(3)	99.7	99.8	(3)	.1
Gift wrap paper		2679-2	06/85	(3)	119.0	119.1	(3)	.1
Retail counter items, all materials except foil		2679-28	06/90	(3)	100.0	100.0	(3)	0
Rolls		2679-282	06/85	(3)	121.6	121.7	(3)	.1
Paper business machine supplies and other miscellaneous office supplies		2679-3	06/85	111.6	111.0	111.0	-.4	0
Paper business machine supplies		2679-31	06/85	115.6	114.2	114.2	-2.2	0
Rolls for adding and other business machines		2679-311	06/85	116.5	115.1	115.1	-2.3	0
Other, including tapes, teletypes, etc.		2679-317	06/90	(3)	99.6	99.6	(3)	0
Miscellaneous paper and board office supples, n.e.c.		2679-322	06/90	(3)	100.0	100.0	(3)	0
Pressed and molded pulp goods		2679-4	06/85	114.3	114.3	115.8	2.3	1.3
Other converted paper and paperboard products		2679-5	06/90	(3)	100.0	99.7	(3)	-.3
Novelties, games, displays, and similar products		2679-51	06/85	133.8	133.8	133.8	-1.0	0
Other novelties, games, displays, and similar products		2679-512	06/85	132.1	132.1	132.1	-.4	0
Industrial paper and paperboard products		2679-53	06/85	(3)	99.3	100.0	(3)	.7
Cellulose insulation		2679-531	06/90	(3)	100.2	100.8	(3)	.6

See footnotes at end of table.

Digitized for FRASER
http://fraser.stlouisfed.org/
Federal Reserve Bank of St. Louis

Table 5. Producer price indexes for the net output of selected industries and their products—Continued

Industry and product[1]	Industry code	Product code	Index base	Index			Unadjusted percent change to Sep. 1990 from —	
				May 1990[2]	Aug. 1990[2]	Sep. 1990[2]	Sep. 1989	Aug. 1990
Converted paper and paperboard products, n.e.c.—Continued								
Doilies, place mats and tray doilies		2679-541	07/85	(3)	104.3	104.3	(3)	0
Paper wrapping products, n.e.c.		2679-561	06/85	(3)	124.9	124.9	(3)	0
Miscellaneous paper and paperboard products, n.e.c.		2679-569	06/85	117.4	117.3	116.5	-0.3	-.7
Secondary products and miscellaneous receipts		2679-SM						
Miscellaneous receipts		2679-M	06/85	(3)	130.0	130.0	(3)	0
Resales		2679-Z89	06/85	(3)	130.0	130.0	(3)	0
Secondary products		2679-S	06/85	106.6	107.1	106.5	.1	-.6
Printing, publishing, and allied industries	27		12/84	129.9	130.8	131.3	4.4	.4
Newspaper publishing	271		12/79	218.5	220.9	221.6	6.1	.3
Newspaper publishing	2711		12/79	218.5	220.9	221.6	6.1	.3
Primary products		2711-P	12/79	220.7	222.9	223.6	6.1	.3
Circulation		2711-6	12/79	182.5	182.8	183.9	5.3	.6
Subscriptions		2711-61	12/79	190.7	190.9	192.6	6.0	.9
Through intermediary		2711-611	12/79	190.1	190.1	192.0	6.3	1.0
Direct to reader		2711-612	12/79	195.5	197.2	197.4	4.0	.1
Single copy sales		2711-62	12/79	165.5	166.1	166.1	3.9	0
Through intermediary		2711-621	12/79	177.1	178.3	178.3	8.5	0
Direct to reader		2711-622	12/79	155.8	155.8	155.8	0	0
Advertising		2711-7	12/79	232.6	235.3	236.0	6.3	.3
Classified advertising		2711-71	12/79	256.7	261.2	261.4	8.4	.1
Retail, manufacturing & other comm'l. advt'g, exc classifieds and insertion of preprinted ads		2711-72	12/79	227.5	229.9	230.7	5.9	.3
National advertising		2711-721	12/79	273.6	273.6	273.6	5.2	0
Local, regional and other advertising		2711-722	12/79	221.4	224.2	225.1	6.0	.4
Insertion of preprinted ads		2711-73	06/86	113.7	113.7	113.7	1.8	0
Insertion of preprinted ads		2711-731	06/86	113.7	113.7	113.7	1.8	0
Secondary products and miscellaneous receipts		2711-SM						
Secondary products		2711-S	12/79	174.0	181.3	181.4	7.6	.1
Other secondary products		2711-SSS	12/79	175.0	182.3	182.3	7.7	0
Periodical publishing	272		12/79	205.1	204.8	206.6	5.0	.9
Periodical publishing	2721		12/79	205.1	204.8	206.6	5.0	.9
Primary products		2721-P	12/79	212.4	211.9	213.7	5.1	.8
Advertising		2721-A	12/79	234.5	233.2	235.5	6.5	1.0
Farm periodicals		2721-2	12/79	197.2	197.2	201.5	2.9	2.2
General farm periodicals		2721-211	12/79	182.4	182.4	189.0	4.9	3.6
Specialized farm periodicals		2721-215	12/79	225.1	225.1	225.1	0	0
Business periodicals		2721-4	12/79	203.6	205.5	206.5	4.9	.5
Industrial periodicals		2721-411	12/79	202.1	203.6	203.8	6.4	.1
Merchandising periodicals		2721-413	12/79	198.5	202.3	205.6	2.2	1.6
Professional periodicals		2721-415	12/79	211.8	212.5	212.5	5.0	0
General periodicals		2721-6	12/79	252.8	249.7	252.7	7.3	1.2
Women's periodicals		2721-643	12/79	256.2	249.8	258.4	9.8	3.4
General and special interest periodicals		2721-653	12/79	262.4	260.3	260.7	6.8	.2
Special interest (primarily hobby, entertainment, outdoor sports and auto)		2721-65311	06/86	131.2	129.4	129.8	5.8	.3
General interest (inc. general articles, pictures, fiction, nonfiction, travel and humor)		2721-65312	06/86	130.9	131.0	131.0	8.7	0
General news periodicals		2721-663	12/79	218.9	218.9	218.9	4.1	0
Other periodicals		2721-73	12/79	172.8	167.9	167.9	1.9	.0
Other periodicals, n.e.c.		2721-737	12/79	176.4	170.5	170.5	.9	0
Circulation		2721-C	12/79	187.1	187.5	188.9	3.2	.7
Business periodicals		2721-3	12/79	209.4	211.1	211.1	3.7	0
Industrial periodicals		2721-307	12/79	175.7	177.9	177.7	5.5	-.1
Professional periodicals		2721-317	12/79	212.6	212.6	212.6	3.9	0
General periodicals		2721-5	12/79	185.4	185.6	187.1	3.0	.8
Women's periodicals		2721-54	12/79	173.6	173.6	173.6	-1.0	0
Subscriptions		2721-543	12/79	154.0	154.0	154.0	2.9	0
Single copy sales		2721-545	02/80	194.4	194.4	194.4	-4.0	0
General and special interest periodicals		2721-55	12/79	200.3	200.6	203.3	5.3	1.3
Subscriptions		2721-553	12/79	218.2	218.6	223.3	5.0	2.2
Special interest (primarily hobby, entertainment, outdoor sports and auto)		2721-55311	06/86	127.0	127.4	127.4	6.3	0
General interest (inc. general articles, pictures, fiction, nonfiction, travel and humor)		2721-55312	06/86	121.4	121.5	126.3	4.1	4.0
Single copy sales		2721-555	12/79	175.2	175.2	175.2	5.6	0
Special interest (primarily hobby, entertainment, outdoor sports and auto)		2721-55511	06/86	121.8	121.8	121.8	4.2	0
General news periodicals		2721-56						
Other periodicals		2721-7A	12/79	155.9	156.2	158.9	4.0	1.7
Religious periodicals		2721-703	12/79	174.7	174.7	180.8	3.7	3.5
Subscriptions		2721-71701	06/86	110.9	110.9	110.9	5.2	0
Single copy sales		2721-71702	02/86	121.7	124.2	121.2	.3	-2.4
Secondary products and miscellaneous receipts		2721-SM						
Secondary products		2721-S	12/79	159.9	160.9	162.8	6.1	1.2
Other secondary products		2721-SSS	12/79	240.3	240.9	240.8	6.3	0
Book publishing		2731-S	12/79	147.7	148.7	150.9	6.0	1.5

See footnotes at end of table.

Digitized for FRASER
http://fraser.stlouisfed.org/
Federal Reserve Bank of St. Louis

Table 5. Producer price indexes for the net output of selected industries and their products—Continued

Industry and product[1]	Industry code	Product code	Index base	Index			Unadjusted percent change to Sep. 1990 from —	
				May 1990[2]	Aug. 1990[2]	Sep. 1990[2]	Sep. 1989	Aug. 1990
Books	273		12/84	133.3	134.0	133.5	5.5	-0.4
Book Publishing	2731		12/80	176.6	177.6	176.9	5.9	-.4
Primary products		2731-P	12/80	179.3	180.4	179.5	6.2	-.5
Textbooks		2731-1	12/80	223.7	225.4	225.9	12.6	.2
Elementary textbooks		2731-1A	12/80	226.3	227.0	228.7	6.7	.7
Hardbound		2731-111	12/80	228.1	229.1	231.8	7.2	1.2
High school textbooks		2731-1B	12/80	214.9	214.9	214.9	9.0	0
Hardbound		2731-113	12/80	223.3	223.3	223.3	9.6	0
College textbooks		2731-1C	12/80	207.7	209.6	209.8	6.6	.1
Hardbound		2731-115	12/80	207.5	209.6	209.8	7.2	.1
Paperbound		2731-116	12/80	204.9	205.9	205.9	2.6	0
Workbooks		2731-12	12/80	291.6	295.9	295.9	44.2	0
Elementary workbooks		2731-121	12/80	327.7	327.7	327.7	59.9	0
High school and college workbooks		2731-123	12/80	184.8	(3)	(3)	(3)	(3)
Technical, scientific and professional books		2731-3	12/80	159.4	159.8	160.0	2.8	.1
Law books		2731-31	12/80	159.9	160.1	160.1	2.4	0
Hardbound		2731-315	12/80	155.8	156.2	156.2	2.6	0
Medical books		2731-32	12/80	155.5	156.7	156.7	3.6	0
Hardbound		2731-325	12/80	153.8	154.0	154.0	2.3	0
Business and other technical, scientific and professional books		2731-34	12/80	163.5	163.9	164.3	2.9	.2
Hardbound		2731-345	12/80	156.7	157.3	158.0	.4	.4
Paperbound		2731-347	12/80	178.9	178.9	178.9	7.2	0
Religious books		2731-4	12/80	168.6	169.0	169.0	3.9	0
Bibles and testaments		2731-415	12/80	149.1	150.3	150.3	5.6	0
Other religious books, including hymnals and devotionals		2731-44	12/80	182.3	182.3	182.3	3.0	0
Paperbound		2731-447	12/80	238.8	238.7	238.7	3.0	0
General, mass market, adult trade, juvenile, book club and mail order bo		2731-5	12/80	155.9	156.9	153.6	1.5	-2.1
Book club books		2731-B	08/84	130.7	131.1	133.2	8.7	1.6
Hardbound		2731-B15	08/84	128.6	129.0	131.5	6.2	1.9
Mass market, adult trade and juvenile books		2731-56	06/88	112.3	113.4	109.3	-.4	-3.6
Mass market books, rack size		2731-A	12/80	173.5	183.5	164.2	-3.8	-10.5
Adult trade and juvenile books		2731-D	06/88	110.7	108.7	109.4	1.6	.6
Adult trade		2731-D4	12/80	142.4	138.7	139.9	1.4	.9
Hardbound		2731-D41	12/80	137.1	131.2	133.2	-.4	1.5
Paperbound, including mass market other than rack size		2731-D47	12/80	153.5	153.7	153.6	4.3	-.1
Juvenile books		2731-D5	12/80	148.5	150.2	150.1	2.5	-.1
Hardbound		2731-D51	12/80	146.6	147.4	147.3	.4	-.1
Paperbound		2731-D53	12/80	151.5	154.8	154.8	6.3	0
General reference books		2731-7	12/80	152.7	153.3	153.2	.6	-.1
Encyclopedias		2731-721	12/80	153.1	(3)	153.1	-.3	(3)
Dictionaries and thesauruses		2731-741	12/80	147.7	(3)	(3)	(3)	(3)
Other		2731-749	12/80	167.6	167.6	167.6	2.0	0
Other books, excluding pamphlets		2731-8	04/81	123.0	123.2	123.2	1.9	0
Other books, n.e.c.		2731-8B	04/81	120.5	120.5	120.5	0	0
Hardbound		2731-815	04/81	123.6	(3)	123.6	0	(3)
Pamphlets (5-48 pages)		2731-9	12/80	146.2	148.8	153.6	4.9	3.2
Other pamphlets		2731-959	06/88	100.6	103.0	103.0	2.2	0
Secondary products and miscellaneous receipts		2731-SM						
Resales		2731-Z89	06/88	104.7	104.7	104.7	0	0
Secondary products		2731-S	12/80	166.3	166.0	167.7	2.0	1.0
Book printing	2732		12/83	125.0	125.2	125.2	2.5	0
Primary products		2732-P	12/83	128.3	128.5	128.5	2.9	0
Books, printing and binding, lithographic		2732-2	12/83	124.7	124.8	124.8	2.1	0
College textbooks		2732-2B	12/83	127.4	128.7	128.7	2.7	.0
Technical, scientific, business, and professional books		2732-2C	12/83	128.6	128.5	128.5	2.1	0
Hardbound		2732-228	12/83	116.7	116.5	116.5	1.7	0
Paperbound		2732-229	12/83	139.5	139.5	139.5	2.3	0
General consumer and trade books		2732-2D	12/83	121.6	121.6	121.6	1.7	0
Hardbound		2732-232	12/83	126.4	126.4	126.4	2.9	0
Paperbound		2732-234	12/83	114.7	114.6	(3)	(3)	(3)
All other books, n.e.c. including religious books, dictionaries, atlases, etc.		2732-2F	12/83	119.1	119.1	119.1	3.2	0
Hardbound		2732-242	12/83	121.0	121.0	121.0	2.5	0
Books, printing only or printing and binding, other than lithographic		2732-8						
Printing and binding		2732-82	12/83	117.3	118.9	118.9	1.9	0
Pamphlets, workbooks, and tests, printing only or printing and binding		2732-9						
Lithographic printing		2732-91	12/83	130.2	130.3	130.3	1.2	0
Workbooks and tests		2732-915	12/83	150.0	150.3	150.3	3.3	0
Printing and binding		2732-91502	12/83	137.3	137.6	137.6	3.2	0
Miscellaneous publishing	274		06/84	132.4	134.0	135.8	5.7	1.3
Miscellaneous publishing	2741		06/84	132.4	134.0	135.8	5.7	1.3
Primary products		2741-P	06/84	133.0	134.6	136.3	5.6	1.3
Catalogs and directories, publishing		2741-1	06/84	125.4	127.1	128.6	4.9	1.2
Directories		2741-11	06/84	126.4	128.1	129.6	4.9	1.2
Telephone		2741-113	09/84	135.0	137.0	138.8	4.4	1.3

See footnotes at end of table.

Digitized for FRASER
http://fraser.stlouisfed.org/
Federal Reserve Bank of St. Louis

Table 5. Producer price indexes for the net output of selected industries and their products—Continued

Industry and product[1]	Industry code	Product code	Index base	Index			Unadjusted percent change to Sep. 1990 from —	
				May 1990[2]	Aug. 1990[2]	Sep. 1990[2]	Sep. 1989	Aug. 1990
Miscellaneous publishing—Continued								
Yellow pages advertising		2741-1131	12/89	101.6	103.2	104.7	5.9	1.5
Other telephone directory advertising		2741-1132	12/89	(3)	(3)	101.1	(3)	(3)
Other directories, including business reference service		2741-115	06/84	114.1	114.3	113.7	5.9	-.5
Catalogs		2741-121	12/89	(3)	101.7	101.7	(3)	0
Business service publications		2741-2	06/84	134.2	134.4	135.7	7.1	1.0
Business service newsletters, excluding publications cumulated in looseleaf index form		2741-213	02/88	102.0	104.8	104 8	(3)	0
Other business service publications, looseleaf and hardbound		2741-215	06/84	143.2	142.8	144.4	7.6	1.1
Patterns, including clothing patterns		2741-4	08/84	123.9	123.9	123.9	(3)	0
Other miscellaneous publishing		2741-5	06/84	142.3	144.2	146.6	8.2	1.7
Shopper news		2741-521	06/84	157.7	160.8	164.7	10.2	2.4
Micropublishing in microform, including original and republished material		2741-597	06/84	128.0	130.8	130.7	(3)	-.1
Other miscellaneous publishing nec, including almanacs and racing forms		2741-599	06/84	162.5	162.6	162.6	4.8	0
Secondary products and miscellaneous receipts		2741-SM						
Secondary products		2741-S	06/84	124.7	124.7	138.2	10.8	10.8

Digitized for FRASER
http://fraser.stlouisfed.org/
Federal Reserve Bank of St. Louis

Table 5. Producer price indexes for the net output of selected industries and their products—Continued

Industry and product[1]	Industry code	Product code	Index base	Index			Unadjusted percent change to Sep. 1990 from —	
				May 1990[2]	Aug. 1990[2]	Sep. 1990[2]	Sep. 1989	Aug. 1990
Commercial printing	275		12/84	118.3	119.2	119.3	2.1	0.1
Commercial printing, lithographic	2752		06/82	127.5	128.5	128.6	2.6	.1
Primary products		2752-P	06/82	127.5	128.6	128.7	2.5	.1
Lithographic magazine and periodical printing		2752-1	06/82	124.0	124.7	124.8	2.6	.1
Magazines and periodicals (excluding magazine and comic supplements for Sunday newspapers)		2752-11	12/88	103.2	103.8	103.8	2.6	0
Sheet-fed		2752-112	06/82	125.7	123.8	123.8	.2	0
Web-fed		2752-114	06/82	123.1	124.5	124.5	3.1	0
Lithographic label and wrapper printing		2752-2	06/82	122.9	122.7	122.7	2.8	0
Printed custom and stock labels		2752-21	12/88	104.7	104.4	104.4	.4	0
Sheet-fed flat printed labels (ex. pressure sensitive)		2752-212	08/82	118.4	118.1	118.0	.4	-.1
Pressure sensitive labels (flat and rolls)		2752-217	06/82	141.1	141.1	(3)	(3)	(3)
Lithographic catalog and directory printing		2752-3	06/82	123.8	124.6	125.5	2.2	.7
Catalogs, including direct mail		2752-31	12/88	104.9	105.5	106.1	2.2	.6
Sheet-fed		2752-312	06/82	135.7	137.8	140.5	4.6	2.0
Web-fed		2752-314	06/82	116.3	116.6	116.4	1.0	-.2
Directories		2752-32	12/88	103.3	104.0	105.4	2.3	1.3
Telephone directories		2752-32A	06/82	123.6	124.2	124.8	2.7	.5
Web-fed		2752-322	12/88	104.4	104.4	104.9	2.3	.5
Other directories		2752-32B	06/82	126.7	128.0	132.1	1.4	3.2
Sheet-fed		2752-324	12/88	103.7	107.3	107.3	3.5	0
Web-fed		2752-326	12/88	99.1	99.1	103.7	.5	4.6
Lithographic financial and legal printing		2752-4	06/82	125.9	128.3	129.3	3.6	.8
SEC filing and prospectuses		2752-4A	12/88	102.9	107.7	109.5	6.4	1.7
Sheet-fed		2752-412	12/88	106.4	116.7	120.7	13.5	3.4
Annual reports and other corporate finanicial printing		2752-4B	06/82	122.9	124.7	124.3	1.6	-.3
Sheet-fed		2752-416	12/88	104.4	105.2	106.0	2.5	.8
Other financial and legal printing, (including insurance forms, security certificates,etc.)		2752-4C	06/82	126.5	126.5	130.0	4.5	2.8
Sheet-fed		2752-421	12/88	106.8	106.8	110.5	5.7	3.5
Lithographic advertising printing		2752-5	06/82	129.1	129.9	130.1	2.4	.2
Direct mail		2752-51	12/88	108.5	108.5	108.1	.7	-.4
Sheet-fed		2752-512	06/82	159.3	160.4	160.6	2.8	.1
Web-fed		2752-514	06/82	120.8	119.7	118.5	-1.8	-1.0
Display advertising		2752-52	12/88	108.0	108.3	109.0	5.1	.6
Posters, (including outdoor advertising, car cards)		2752-52A						
Sheet-fed		2752-522	12/88	106.4	107.0	107.0	3.3	.0
Counter and floor displays		2752-52B	06/82	133.5	133.5	135.4	7.1	1.4
Sheet-fed		2752-526	12/88	109.7	109.7	111.2	7.1	1.4
Preprinted newspaper inserts		2752-53	06/82	100.3	100.4	100.4	.4	0
Web-fed sections		2752-536	12/88	101.5	101.5	(3)	(3)	(3)
Other advertising printing, (including brochures, pamphlets, catalog sheet, etc.)		2752-55	12/88	106.4	107.8	108.4	4.1	.6
Sheet-fed		2752-551	06/82	124.7	126.2	126.9	4.3	.6
Web-fed		2752-553	06/82	135.2	137.5	138.1	3.8	.4
Other lithographic general job printing		2752-6	06/82	131.0	132.7	132.2	2.5	-.4
Calendars and calendar pads		2752-63	06/82	132.1	(3)	(3)	(3)	(3)
Ticket, coupon, and food and beverage check printing		2752-644	06/82	137.7	139.1	139.1	4.8	0
Playing cards, printed		2752-647	04/83	116.5	(3)	(3)	(3)	(3)
Business forms, except manifold		2752-691	12/88	108.4	108.6	108.3	2.8	-.3
Quick printing		2752-696	12/88	107.1	108.1	108.0	2.7	-.1
All other general commercial printing, n.e.c., sheet-fed		2752-698	12/88	106.1	107.2	107.4	3.5	.2
All other general commercial printing, n.e.c., web-fed		2752-699	06/82	163.4	167.2	167.9	4.4	.4
Secondary products and miscellaneous receipts		2752-SM						
Miscellaneous receipts		2752-M	06/82	120.1	120.3	121.7	2.5	1.2
Contract work and other miscellaneous receipts		2752-XY9	06/82	110.6	108.4	112.5	1.7	3.8
Resales		2752-Z89	08/82	124.8	126.1	126.2	2.9	.1
Secondary products		2752-S	06/82	129.9	131.1	130.4	2.9	-.5
Book printing		2732-S	06/82	121.9	123.6	123.6	2.2	0
Other secondary products		2752-SSS	06/82	138.0	138.0	138.0	1.6	0
Commercial printing, n.e.c.		2759-S	06/82	136.8	138.6	136.8	4.3	-1.3
Letterpress general job printing		2759-6S	12/88	111.9	114.2	111.9	5.3	-2.0
Manifold business forms		2761-S	06/82	130.4	132.8	133.3	3.3	.4
Typesetting		2791-S	04/83	88.7	(3)	(3)	(3)	(3)
Commercial printing, gravure	2754		06/82	109.4	109.2	109.1	.3	-.1
Primary products		2754-P	06/82	108.4	108.2	108.2	.5	0
Magazine and periodical printing, (gravure)		2754-1	08/82	106.3	105.7	105.7	-1.0	0
Labels and wrappers, printing (gravure)		2754-2	06/82	119.8	119.7	119.6	.1	-.1
Labels, custom and stock, excluding cloth		2754-22	06/82	120.4	120.2	120.0	-.1	-.2
Flat, except pressure sensitive		2754-221	06/82	120.4	(3)	119.4	-1.4	(3)
Advertising printing, (gravure)		2754-5						
Other general job printing, (gravure)		2754-6	06/82	127.1	127.3	127.3	2.4	0
All other general commercial printing n.e.c. (gravure)		2754-695	06/82	122.9	123.1	123.1	2.3	0
Secondary products and miscellaneous receipts		2754-SM						
Secondary products		2754-S	06/82	118.5	117.4	117.4	-.8	0
Other secondary products		2754-SSS	06/82	116.7	116.7	116.7	.4	0
Commerical printing, n.e.c.	2759		06/82	135.4	136.4	136.5	1.3	.1

See footnotes at end of table.

Digitized for FRASER
http://fraser.stlouisfed.org/
Federal Reserve Bank of St. Louis

Table 5. Producer price indexes for the net output of selected industries and their products—Continued

Industry and product[1]	Industry code	Product code	Index base	Index			Unadjusted percent change to Sep. 1990 from —	
				May 1990[2]	Aug. 1990[2]	Sep. 1990[2]	Sep. 1989	Aug. 1990
Commerical printing, n.e.c.—Continued								
Primary products		2759-P	12/88	103.3	104.1	104.2	1.3	0.1
Letterpress and screen printing		2759-A	06/82	132.4	133.6	133.6	1.2	0
Letterpress label and wrapper printing		2759-2	06/82	120.4	123.2	122.9	1.0	-.2
Custom and stock labels, including bordered made of paper foil		2759-2A	06/82	118.1	118.8	118.8	.9	0
Rolls pressure sensitive, letterpress (self-adhesive)		2759-218	06/82	120.3	120.5	120.5	3.8	0
Printed rolls and sheets for packing purposes		2759-2B	06/82	125.9	132.0	131.2	1.1	-.6
Other general job printing		2759-6	06/82	140.4	140.4	140.9	2.0	.4
All other commercial printing n.e.c., including maps, atlases, etc.		2759-695	06/82	138.9	138.9	139.4	2.0	.4
Screen process printing, except textiles		2759-7	06/82	129.3	129.3	129.3	.9	0
Decalcomanias and labels		2759-71	12/88	107.1	107.1	107.1	1.6	0
Decalcomanias and pressure sensitives (self-adhesive), excluding labels		2759-711	06/82	133.3	133.3	(3)	(3)	(3)
All other screen process, n.e.c.		2759-798	06/82	126.8	(3)	(3)	(3)	(3)
Engraving		2759-9	12/84	117.8	117.8	117.8	.9	0
Engraving		2759-8	12/84	117.8	117.8	117.8	.9	0
Security engraving		2759-811	12/84	108.3	108.3	(3)	(3)	(3)
Social engraving		2759-812	12/84	124.3	124.3	124.3	2.6	0
Secondary products and miscellaneous receipts		2759-SM						
Secondary products		2759-S	06/82	148.8	149.2	149.6	1.7	.3
Commercial printing, lithographic		2752-S	06/82	149.8	150.5	150.3	2.2	-.1
Other secondary products		2759-SSS	12/88	102.0	102.0	102.6	1.2	.6
Manifold business forms	276		12/83	123.6	124.0	124.8	.3	.6
Manifold business forms	2761		12/83	123.6	124.0	124.8	.3	.6
Primary products		2761-P	12/83	123.8	124.3	125.0	.3	.5
Unit set forms		2761-2	12/83	125.4	124.9	127.5	1.7	2.1
Stock, including imprinted		2761-21	12/83	124.8	123.4	123.4	-1.3	0
Carbon		2761-213	06/89	100.3	(3)	98.9	-1.1	(3)
Carbonless		2761-215	12/83	115.3	115.5	115.5	-2.2	0
Custom printed		2761-25	12/83	125.4	125.0	128.0	2.1	2.4
Carbon		2761-253	12/83	125.0	124.8	128.6	1.8	3.0
Carbonless		2761-255	12/83	125.1	124.2	125.4	2.8	1.0
Manifold books, including sales, and pegboard accounting systems		2761-3	12/83	125.3	125.3	128.0	3.1	2.2
Pegboard accounting systems		2761-31	12/83	125.9	125.9	129.0	3.4	2.5
Sales and other manifold books		2761-32	12/83	125.4	125.4	127.7	2.9	1.8
Custom		2761-323	12/83	126.7	126.7	129.6	2.3	2.3
Custom continuous forms, with or without carbon, marginally punched or not		2761-5	12/83	127.1	127.0	127.7	-.5	.6
Self mailer		2761-55	12/83	138.1	136.9	136.9	-1.7	0
All other custom printed		2761-58	12/83	126.4	126.4	127.1	-.5	.6
One part		2761-581	12/83	134.7	136.1	137.1	-.1	.7
Multiple parts		2761-582	12/83	123.8	123.0	123.6	-.6	.5
Carbon		2761-5822	12/83	124.0	122.9	123.2	-1.4	.2
Carbonless		2761-5824	12/83	120.3	119.8	121.2	1.1	1.2
Stock continuous forms		2761-7	12/83	117.4	119.7	118.4	-.1	-1.1
Stock shelf forms		2761-76	12/83	117.1	119.9	118.4	-.2	-1.3
One part		2761-761	12/83	119.7	125.2	122.2	.8	-2.4
Multiple parts		2761-762	12/83	116.5	116.4	116.5	-1.4	.1
Carbon		2761-7621	12/83	114.0	113.7	113.8	-2.7	.1
Carbonless		2761-7622	12/83	133.7	134.1	134.3	2.8	.1
Stock format forms		2761-77	06/89	97.9	97.9	97.9	.9	0
Multiple parts		2761-772	06/89	98.3	(3)	98.3	.6	(3)
All other stock forms		2761-78	12/83	118.3	117.6	117.9	-3.2	.3
Secondary products and miscellaneous receipts		2761-SM						
Miscellaneous receipts		2761-M	03/84	105.4	(3)	(3)	(3)	(3)
Resales		2761-Z89	06/85	101.8	(3)	(3)	(3)	(3)
Secondary products		2761-S	12/83	130.1	130.1	133.2	.4	2.4
Lithographic commercial printing		2752-S	12/83	130.6	130.6	131.1	-2.4	.4
Greeting card and publishing	277		12/85	119.0	118.9	123.5	8.0	3.9
Greeting card publishing	2771		12/85	119.0	118.9	123.5	8.0	3.9
Primary products		2771-P	12/85	115.7	115.5	122.5	8.1	6.1
Publishers' sales		2771-1	12/85	116.1	115.9	122.9	8.0	6.0
Seasonal greeting cards		2771-1A	12/85	116.2	115.8	123.8	8.5	6.9
Counter cards		2771-111	12/85	116.1	(3)	129.0	11.1	(3)
Packaged cards (including boxed cards)		2771-112	12/85	116.3	115.3	115.6	4.2	.3
Non-seasonal greeting cards		2771-1B	12/85	116.0	116.0	122.1	7.6	5.3
Counter cards		2771-153	12/85	115.6	(3)	122.2	7.5	(3)
Packaged cards (including boxed cards)		2771-155	12/85	121.1	121.1	121.1	9.5	0
Secondary products and miscellaneous receipts		2771-SM						
Secondary products		2771-S	12/85	119.2	119.2	119.2	3.6	0
Blankbooks, looseleaf binders, and bookbinding and related work	278		06/85	125.5	125.7	125.9	4.1	.2
Blankbooks and looseleaf binders	2782		06/85	129.1	129.3	129.5	4.8	.2
Primary products		2782-P	06/85	128.7	128.9	129.2	5.1	.2
Blankbook making		2782-1	06/85	135.5	135.7	135.7	6.0	0

See footnotes at end of table.

Digitized for FRASER
http://fraser.stlouisfed.org/
Federal Reserve Bank of St. Louis

Table 5. Producer price indexes for the net output of selected industries and their products—Continued

Industry and product[1]	Industry code	Product code	Index base	Index			Unadjusted percent change to Sep. 1990 from —	
				May 1990[2]	Aug. 1990[2]	Sep. 1990[2]	Sep. 1989	Aug. 1990
Blankbooks and looseleaf binders—Continued								
Columnar, ledger, and account books		2782-111	06/85	131.6	131.6	131.6	3.9	0
Diaries and appointment books		2782-135	06/85	(3)	(3)	(3)	(3)	(3)
Checkbooks, inserts and refills, excluding continuous forms and die cut		2782-141	06/85	135.6	135.8	135.8	6.0	0
Letterpress process		2782-14111	06/85	134.8	135.0	135.0	6.0	0
Lithographic process		2782-14112	07/85	136.5	136.5	136.5	5.7	0
Miscellaneous blankbooks and paper ruling		2782-151	06/85	123.2	124.5	123.8	6.5	-.6
Other miscellaneous blankbooks		2782-15155	06/85	122.2	124.9	123.4	8.9	-1.2
Looseleaf binders and devices		2782-2	06/85	116.2	116.2	117.1	3.1	.8
Looseleaf binders, ring and prong type, including looseleaf memo books		2782-233	06/85	115.0	115.0	116.0	2.7	.9
Miscellaneous looseleaf binders and devices		2782-239	06/85	116.2	116.3	116.3	1.8	0
Other looseleaf binders and devices		2782-23998	06/85	118.8	119.1	119.2	1.6	.1
Secondary products and miscellaneous receipts		2782-SM						
Miscellaneous receipts		2782-M	06/85	186.1	190.8	190.8	10.0	0
Secondary products		2782-S	06/85	122.5	122.5	122.5	1.7	0
Stationery products		2648-S	06/85	132.8	132.8	132.8	5.1	0
Other secondary products		2782-SSS	06/85	115.5	115.5	115.5	2.6	0
Bookbinding and related work	2789		12/85	113.6	113.5	113.6	2.0	.1
Primary products		2789-P	12/85	113.8	113.6	113.7	1.8	.1
Edition, library, trade and other hardcover bookbinding of materials printed elsewhere		2789-1	12/85	111.7	111.5	111.7	.9	.2
Other books n.e.c. including dictionaries		2789-116	12/85	118.1	118.1	118.7	.5	.5
Library binding including prebinding, rebinding, and hardcover binding of periodicals		2789-141	12/85	110.0	109.9	109.7	2.8	-.2
Other book and pamphlet binding and related work		2789-2	12/85	115.4	115.2	115.2	2.5	0
Soft cover binding of books (49 pages or more)		2789-223	12/85	106.4	107.1	106.9	0	-.2
Pamphlet and other soft cover binding		2789-225	12/85	102.0	102.0	102.0	-.1	0
Mechanical binding of products printed elsewhere		2789-261	12/85	117.4	114.4	114.7	3.8	.3
Miscellaneous bookbinding work and related service operations on material printed elsewhere		2789-291	12/85	126.5	126.5	126.5	4.5	0
Secondary products and miscellaneous receipts		2789-SM						
Secondary products		2789-S	12/85	120.3	125.8	125.6	11.0	-.2
Other secondary products		2789-SSS	12/85	118.6	(3)	120.3	3.3	(3)
Service industries for the printing trade	279		06/85	109.3	109.4	109.4	.6	.0
Typesetting	2791		06/85	110.0	110.1	110.1	.5	0
Primary products		2791-P	06/85	110.3	110.4	110.3	.5	-.1
Photographic typesetting, including phototypesetting and photolettering		2791-2	06/85	112.2	112.3	112.3	.7	0
With capability to integrate text and graphics		2791-211	06/85	111.7	111.9	111.9	.5	0
All other phototypesetting		2791-212	06/85	116.3	115.9	116.0	2.8	.1
Secondary products and miscellaneous receipts		2791-SM	06/85	(3)	(3)	(3)	(3)	(3)
Secondary products		2791-S	06/85	102.6	(3)	102.6	0	(3)
Photoengraving	2793		06/85	117.5	117.7	117.7	6.2	0
Primary products		2793-P						
Photoengraving plates made for others		2793-1	06/85	117.0	117.3	117.3	6.6	0
Magnesium		2793-117	06/85	121.1	121.1	121.1	5.0	0
Secondary products and miscellaneous receipts		2793-SM						
Secondary products		2793-S	06/85	122.1	122.1	122.1	5.3	0
Other secondary products		2793-SSS	06/85	124.9	(3)	124.9	5.8	(3)
Lithographic platemaking services		2795-S	06/85	120.3	(3)	120.3	5.1	(3)
Lithographic platemaking services	2795		12/85	107.4	107.4	107.5	.5	.1
Primary products		2795-P	12/85	106.9	106.9	107.0	.2	.1
Lithographic plates		2795-1	12/85	104.7	104.9	105.0	-1.0	.1
Diazo type plates prepared for printing		2795-113	12/85	107.9	108.1	108.4	-2.1	.3
All other lithographic plates		2795-129	12/85	109.3	109.8	109.8	.5	0
Lithographic platemaking services		2795-2	12/85	107.8	107.8	107.8	.7	0
Color corrected process positives or negatives on film		2795-231	12/85	106.0	106.0	106.0	-.2	0
All other film		2795-239	12/85	105.3	105.3	105.3	-.1	0
Assembled flats for platemaking		2795-241	12/85	119.1	119.1	119.1	5.2	0
Secondary products and miscellaneous receipts		2795-SM						
Secondary products		2795-S	12/85	110.3	110.3	110.3	1.8	0
Photoengraving		2793-S	12/85	106.0	106.0	(3)	(3)	(3)
Other secondary products		2795-SSS	12/85	113.2	113.2	113.2	3.0	0
Chemicals and allied products	28		12/84	120.1	120.5	121.6	2.4	.9
Industrial inorganic chemicals	281		12/84	116.4	117.1	117.0	2.4	-.1
Alkalies and chlorine	2812		12/80	125.8	127.2	123.5	-5.1	-2.9
Primary products		2812-P	12/80	135.4	135.9	131.1	-4.7	-3.5
Chlorine		2812-1	12/80	85.7	80.8	84.3	-25.9	4.3
Liquid chlorine		2812-115	12/80	84.0	79.1	82.5	-27.1	4.3
Sodium hydroxide (caustic soda)		2812-3	12/80	164.8	169.0	158.8	4.2	-6.0
All other concentrations - liquid		2812-365	12/80	169.2	173.1	162.6	5.3	-6.1

See footnotes at end of table.

Digitized for FRASER
http://fraser.stlouisfed.org/
Federal Reserve Bank of St. Louis

Table 5. Producer price indexes for the net output of selected industries and their products—Continued

Industry and product[1]	Industry code	Product code	Index base	Index			Unadjusted percent change to Sep. 1990 from —	
				May 1990[2]	Aug. 1990[2]	Sep. 1990[2]	Sep. 1989	Aug. 1990
Alkalies and chlorine—Continued								
50 percent regular diaphragm grade		2812-36511	12/80	177.1	181.9	168.3	7.7	-7.5
50 percent from mercury cell		2812-36512	12/80	156.3	153.3	153.2	1.0	-.1
Other alkalies		2812-4	12/80	(3)	109.2	110.4	(3)	1.1
Potassium hydroxide (caustic potash, KOH)		2812-421	12/80	(3)	109.1	110.6	(3)	1.4
Liquid KOH (all forms)		2812-42114	06/90	(3)	100.4	101.8	(3)	1.4
Secondary products and miscellaneous receipts		2812-SM	12/80	(3)	(3)	(3)	(3)	(3)
Secondary products		2812-S	12/80	110.1	(3)	(3)	(3)	(3)
Industrial gases	2813		06/81	126.6	127.6	129.2	5.5	1.3
Primary products		2813-P	06/81	126.7	126.8	128.4	5.5	1.3
Acetylene		2813-2	06/81	134.2	134.2	134.2	3.1	0
Carbon dioxide		2813-3	06/81	118.2	(3)	(3)	(3)	(3)
Other industrial gases		2813-7	06/81	136.2	(3)	(3)	(3)	(3)
Inorganic pigments	2816		06/83	146.5	149.5	149.4	4.2	-.1
Primary products		2816-P	06/83	147.2	147.9	147.6	2.4	-.2
Titanium pigments		2816-1	06/83	152.1	151.4	150.9	.3	-.3
Chrome colors and other inorganic pigments		2816-3	06/83	138.6	142.1	142.0	6.4	-.1
Iron oxide pigments		2816-331	06/83	131.4	140.9	140.6	11.8	-.2
Colored lead pigments		2816-34	06/83	(3)	(3)	(3)	(3)	(3)
Litharge		2816-345	06/83	(3)	(3)	(3)	(3)	(3)
Cadmium sulfide pigments		2816-389	06/83	(3)	185.2	185.2	(3)	0
Ceramic colors		2816-391	06/90	(3)	101.8	101.8	(3)	0
All other color pigments, incl. iron blues, pearl essence, and copper oxides		2816-393	06/83	133.7	135.1	135.2	9.5	.1
Not containing lead		2816-397	06/90	(3)	99.5	99.6	(3)	.1
Secondary products and miscellaneous receipts		2816-SM						
Secondary products		2816-S	06/83	145.6	165.4	166.9	19.0	.9
Other secondary products		2816-SSS	06/83	116.2	129.0	131.2	13.6	1.7
Industrial inorganic chemicals, n.e.c.		2819-S	09/84	(3)	231.1	231.1	(3)	0
Industrial inorganic chemicals, n.e.c.	2819		12/82	117.6	118.2	118.2	2.6	0
Primary products		2819-P	12/82	126.6	127.0	127.1	2.3	.1
Sulfuric acid (new and fortified)		2819-3	12/82	103.5	105.8	105.5	-.7	-.3
Oleum grades		2819-314	12/82	80.7	(3)	(3)	(3)	(3)
Other than oleum grades		2819-331	12/82	108.9	111.8	111.5	-.7	-.3
Other inorganic acids (ex. sulfuric, nitric and phosphoric)		2819-4	12/82	98.8	98.8	98.9	2.6	.1
Hydrochloric acid		2819-44	12/82	116.0	117.0	117.0	.9	0
Hydrofluoric acid (withdrawn from system)		2819-463	08/83	94.9	95.3	95.3	1.6	0
Other inorganic acids, n.e.c., inc. boric, chromic, hydrocyanic, and mixed (sulf. and nitric)		2819-498	12/82	99.2	98.7	98.8	3.8	.1
Other aluminum compounds, n.e.c.		2819-6	12/82	133.4	133.2	133.1	4.4	-.1
Aluminum hydroxide (trihydrate)		2819-625	12/82	164.7	164.7	164.7	-.5	0
Other aluminum compounds (in. sodium aluminate, light alum. hydroxide, cryolite and alum, etc.)		2819-671	06/87	131.0	(3)	131.0	0	(3)
Potassium and sodium compounds (ex. bleaches, alkalies and alums)		2819-7	12/82	113.9	113.3	113.9	3.1	.5
Sodium compounds (inc. sodium metal)		2819-7A	12/82	109.6	108.9	109.4	2.9	.5
Sodium phosphates		2819-73	12/82	90.3	90.7	90.7	-.1	0
Sodium tripolyphosphate (STPP)		2819-738	12/82	84.2	84.3	84.2	-.6	-.1
Other selected sodium phosphates (mono, di, tri, and tetrabasic; meta- and acid pyro)		2819-739	12/82	106.3	107.9	107.9	.9	0
Sodium metal and other sodium compounds (inc. sod. borate, flouride, hydrosulfide, etc.)		2819-788	12/82	122.2	120.5	120.7	2.9	.2
Potassium compounds, n.e.c.		2819-7B	12/82	137.4	137.4	138.5	4.1	.8
Inorganic chemical catalytic preparations, n.e.c.		2819-8						
Other industrial inorganic chemicals, n.e.c.		2819-9	12/82	115.2	116.0	116.1	3.3	.1
Selected alkali earth metal compounds, n.e.c.		2819-9A	12/82	113.8	113.8	113.8	.5	0
Barium and magnesium compounds (inc. bulk epsom salts)		2819-922	12/82	130.9	130.9	130.9	.5	0
Selected metallic mineral compounds, n.e.c.		2819-9F	12/82	118.6	119.9	120.4	3.6	.4
Copper, iron and silver compounds, n.e.c.		2819-984	12/82	138.4	143.3	145.3	11.9	1.4
Other inorganic chemicals, n.e.c.		2819-9G	12/82	138.2	140.4	140.4	4.5	0
Other, inc. reagent from tech. grades, industrial bleaches, gold & titanium compounds		2819-998	12/82	162.9	167.4	167.4	10.6	0
Secondary products and miscellaneous receipts		2819-SM						
Secondary products		2819-S	12/82	146.7	150.7	149.6	5.9	-.7
Plastic materials and synthetic resins, rubbers, and non-glass fibers	282		12/84	114.1	113.5	114.1	-.5	.5
Plastic materials and resins	2821		12/80	137.5	137.4	138.2	-1.6	.6
Primary products		2821-P	12/80	128.3	127.1	128.5	-1.9	1.1
Thermoplastic resins		2821-3	12/80	127.1	125.6	127.2	-2.1	1.3
Nylon resins		2821-311	12/81	110.9	110.6	110.7	-.2	.1
Polyester resins saturated		2821-321	12/80	155.6	158.5	158.5	-3.2	0
Low density polyethylene resins		2821-331	12/80	128.2	123.7	131.6	5.2	6.4
For film and sheeting		2821-33101	12/80	119.4	111.1	119.2	1.4	7.3
For all other uses		2821-33103	12/80	142.3	145.5	155.0	15.4	6.5
High density polyethylene resins		2821-341	12/80	131.9	130.6	131.6	-8.5	.8
For blow molding		2821-34101	12/80	126.7	127.2	(3)	(3)	(3)

See footnotes at end of table.

Digitized for FRASER
http://fraser.stlouisfed.org/
Federal Reserve Bank of St. Louis

Table 5. Producer price indexes for the net output of selected industries and their products—Continued

Industry and product[1]	Industry code	Product code	Index base	Index			Unadjusted percent change to Sep. 1990 from —	
				May 1990[2]	Aug. 1990[2]	Sep. 1990[2]	Sep. 1989	Aug. 1990
Plastic materials and resins—Continued								
For all other uses		2821-34102	12/86	141.3	138.9	140.5	-8.3	1.2
Polypropylene resins		2821-351	12/80	118.9	119.8	123.7	-4.6	3.3
For injection molding		2821-35101	12/80	127.5	127.7	129.4	-7.2	1.3
For fiber and filaments		2821-35102	12/80	113.8	116.6	120.4	-6.7	3.3
Styrene plastics materials		2821-361	12/80	130.2	126.7	128.8	-2.8	1.7
All other styrene plastic materials including styrene acrylonitrile (SAN)		2821-36104	04/82	132.4	127.3	129.6	-5.9	1.8
Vinyl and vinylidene resins		2821-371	12/80	113.8	113.7	113.8	-4.0	.1
Polyvinyl chloride		2821-37101	12/80	110.5	110.5	110.6	-4.0	.1
Other engineering thermoplastic resins		2821-381	12/81	97.5	97.5	97.7	-1.8	.2
Other non-engineering thermoplastic resins		2821-399	12/80	133.0	133.4	133.4	.3	0
Thermosetting resins		2821-4	12/80	134.0	134.5	134.8	-1.3	.2
Alkyd resins		2821-401	12/86	111.7	112.4	114.6	2.2	2.0
Phenolic and other tar acid resins		2821-421	12/80	157.7	151.0	149.9	-11.1	-.7
Phenolic molding compounds		2821-42101	12/80	136.5	137.4	137.4	-1.9	0
All other phenolic and other tar acid resins		2821-42102	12/80	163.0	154.4	153.1	-12.9	-.8
All other thermosetting resins		2821-499	12/80	129.5	132.4	133.5	2.9	.8
Secondary products and miscellaneous receipts		2821-SM						
Secondary products		2821-S	12/80	183.3	188.1	185.9	-.9	-1.2
Synthetic rubber	2822		06/81	113.2	112.7	112.2	2.7	-.4
Primary products		2822-P	06/81	113.8	113.0	111.8	3.1	-1.1
Styrene butadiene (SBR)		2822-1	06/81	101.4	99.5	97.5	3.6	-2.0
Styrene butadiene - solid		2822-111	06/81	105.3	102.8	100.3	5.8	-2.4
Polybutadiene		2822-2	06/81	97.3	93.7	93.4	11.7	-.3
Other synthetic elastomers		2822-8	06/81	117.1	118.1	117.5	-2.1	-.5
Secondary products and miscellaneous receipts		2822-SM						
Cellulosic manmade fibers	2823		06/84	125.4	125.3	125.5	2.2	.2
Primary products		2823-P	06/84	125.4	125.3	125.5	2.2	.2
Rayon		2823-2	06/84	139.0	138.9	139.0	5.1	.1
Noncellulosic manmade fibers	2824		06/81	102.8	101.8	102.6	.5	.8
Primary products		2824-P	06/81	104.8	103.5	104.4	1.2	.9
Nylon fibers, exc producer textured yarn		2824-1	12/89	96.5	97.2	99.9	(3)	2.8
Yarn, exc producer textured		2824-112	06/81	99.0	106.3	106.0	2.3	-.3
Staple, tow, and fiberfill		2824-113	06/81	104.4	95.6	103.1	-.8	7.8
Polyester fibers, exc producer textured yarn		2824-3	12/89	103.0	102.2	102.1	(3)	-.1
Yarn, exc producer textured		2824-311	06/81	111.0	109.9	109.6	2.7	-.3
Industrial		2824-31111	08/81	150.7	148.7	148.1	(3)	-.4
Other, including high denier textile yarn		2824-31113	06/81	116.1	116.1	116.1	.3	0
Staple, tow and fiberfill		2824-331	06/81	108.6	107.8	107.9	4.1	.1
Staple		2824-33111	06/81	108.4	107.0	107.0	6.5	0
Tow and fiberfill		2824-33112	12/89	100.0	100.0	100.0	(3)	0
Polyolefin fibers, exc producer textured yarn		2824-4	12/89	98.2	96.7	96.7	(3)	0
Yarn, exc producer textured		2824-411	12/89	98.0	96.2	96.2	(3)	0
Staple, tow, and fiberfill		2824-412	12/89	99.2	98.9	98.8	(3)	-.1
Other fibers, exc producer textured yarn		2824-5	12/89	98.7	97.0	97.0	(3)	0
Producer textured yarn		2824-6	06/81	111.8	105.7	106.8	-1.4	1.0
Nylon		2824-612	06/81	106.4	100.8	104.0	(3)	3.2
Carpet		2824-61211	06/81	106.4	95.3	103.5	1.7	8.6
Other		2824-61212	12/89	103.8	102.4	101.8	(3)	-.6
Secondary products and miscellaneous receipts		2824-SM						
Secondary products		2824-S	06/81	94.1	94.1	94.1	(3)	0
Drugs	283		12/84	146.3	147.0	148.2	6.4	.8
Biological products	2831		03/80	151.9	152.7	153.0	5.1	.2
Primary products		2831-P	03/80	149.5	150.2	150.5	5.6	.2
Diagnostic substances		2831-A	06/87	107.8	108.7	109.0	7.7	.3
Reagents		2831-A21	06/87	107.0	106.5	107.3	5.3	.8
Standards & controls		2831-A22	06/87	95.9	98.0	100.0	7.5	2.0
Microbiology, virology & serology products		2831-A27	06/87	119.7	120.1	120.3	18.4	.2
Blood and blood derivatives, for human use		2831-1	03/80	118.0	118.0	117.9	.3	-.1
Other blood derivatives or fractions, except those used for passive immunization		2831-119	03/80	116.5	116.9	116.8	.9	-.1
Biological products for veterinary use, except diagnostics		2831-8	03/80	86.6	86.7	87.5	-.1	.9
Vaccines, bacterins, toxoids & other antigens for active immunization		2831-814	03/80	82.5	82.5	83.7	-2.8	1.5
Biological products for industrial & other uses		2831-9	03/87	126.3	126.4	123.4	-1.2	-2.4
Secondary products and miscellaneous receipts		2831-SM						
Miscellaneous receipts		2831-M	12/80	167.7	170.4	170.4	1.8	0
Secondary products		2831-S	03/80	157.9	157.9	157.9	4.6	0
Medicinal chemicals and botanical products (in bulk)	2833		06/82	104.0	104.4	105.2	1.5	.8
Primary products		2833-P	06/82	100.8	100.7	101.7	2.2	1.0
Synthetic organic medicinal chemicals		2833-1	06/82	99.6	99.4	100.2	2.1	.8
Central stimulants and depressants		2833-131	06/82	(3)	62.7	62.7	(3)	0
Synthetic vitamins		2833-151	06/82	(3)	140.0	142.4	(3)	1.7
All other synthetic organic medicinal chemicals		2833-161	06/82	(3)	93.7	93.7	(3)	0

See footnotes at end of table.

Digitized for FRASER
http://fraser.stlouisfed.org/
Federal Reserve Bank of St. Louis

Table 5. Producer price indexes for the net output of selected industries and their products—Continued

Industry and product[1]	Industry code	Product code	Index base	Index			Unadjusted percent change to Sep. 1990 from —	
				May 1990[2]	Aug. 1990[2]	Sep. 1990[2]	Sep. 1989	Aug. 1990
Medicinal chemicals and botanical products (in bulk)—Continued								
Other medicinals and botanicals		2833-3	06/82	106.1	106.4	108.5	2.5	2.0
All other organic medicinals		2833-398	06/90	(3)	100.0	106.2	(3)	6.2
Secondary products and miscellaneous receipts		2833-SM						
Secondary products		2833-S	06/82	116.1	118.8	118.6	-.4	-.2
Other secondary products		2833-SSS	06/82	115.6	118.2	118.2	2.2	0
Pharmaceutical preparations	2834		06/81	203.2	204.1	205.9	7.0	.9
Primary products		2834-P	06/81	208.5	209.3	211.3	7.8	1.0
Pharmaceutical preparations, prescription		2834-1	06/81	226.9	227.2	229.3	8.3	.9
Analgesics		2834-102	06/81	295.2	295.2	295.5	5.4	.1
Narcotic analgesics		2834-1021	06/81	272.3	272.3	274.0	2.0	.6
Non-narcotic analgesics		2834-1022	08/81	305.8	305.8	305.8	6.1	0
Aspirin, APC and related		2834-10229	10/81	365.9	365.9	365.9	8.7	0
Antiarthritics		2834-105	06/81	163.3	163.7	149.9	5.9	-8.4
Anticonvulsants		2834-107	06/81	262.8	269.8	269.8	9.8	0
Systemic antihistamines		2834-109	06/81	309.3	309.3	311.4	12.8	.7
Systemic anti-infectives		2834-111	06/81	175.6	175.8	177.1	5.4	.7
Broad and medium spectrum antibiotics		2834-1111	06/81	162.6	162.7	160.7	3.2	-1.2
Cephalosporins		2834-11111	06/81	196.7	198.7	200.0	5.2	.7
Erythromycins		2834-11113	06/81	109.4	109.4	109.4	3.3	0
Tetracyclines		2834-11114	06/81	185.1	186.2	187.1	7.7	.5
Other broad and medium spectrum antibiotics		2834-11119	06/81	108.4	108.4	101.1	-4.4	-6.7
Systemic penicillins		2834-11129	08/81	172.2	172.2	177.4	6.4	3.0
Urinary antibacterials		2834-11139	06/81	259.5	261.3	275.5	13.0	5.4
Bronchial therapy		2834-118	06/81	272.8	277.2	277.1	11.2	0
Cancer therapy products		2834-119	06/81	365.3	366.1	366.1	7.0	0
Cardiovascular therapy		2834-121	06/81	243.2	244.1	244.8	8.8	.3
Antihypertensive drugs		2834-12119	06/81	240.9	242.4	242.4	8.2	0
Vasodilators		2834-12129	06/81	213.1	213.1	213.1	7.2	0
Other cardiovasculars		2834-12191	06/81	246.5	247.2	248.9	10.1	.7
CNS stimulants/antiobesity preparations		2834-123	06/81	445.5	(3)	445.5	14.1	(3)
Cough and cold preparations		2834-125	06/81	241.3	249.3	249.3	9.6	0
Dermatological preparations		2834-126	06/81	281.8	281.9	283.3	7.7	.5
Acne preparations		2834-12611	12/87	132.1	132.1	(3)	(3)	(3)
Fungicides		2834-12619	06/81	224.1	224.1	232.8	10.0	3.9
Topical anti-infectives		2834-12631	12/87	104.3	104.4	104.4	3.6	0
Antipruritics		2834-12641	06/81	265.8	265.8	265.8	11.3	0
Diabetes therapy		2834-127	06/81	165.9	165.9	170.5	9.5	2.8
Diuretics		2834-128	06/81	211.2	211.3	211.3	7.3	0
Hormones		2834-135	06/81	176.7	162.5	191.2	13.5	17.7
Muscle relaxants		2834-139	06/81	253.2	253.2	257.4	11.3	1.7
Nutrients and supplements		2834-141	06/81	228.5	(3)	(3)	(3)	(3)
Opthalmic and otic preparations		2834-142	06/81	309.6	305.3	304.7	12.2	-.2
Psychotherapeutics		2834-144	06/31	343.0	348.0	361.5	16.3	3.9
Tranquilizers		2834-1441	12/87	138.1	140.5	148.3	20.8	5.6
Major tranquilizers		2834-14411	12/87	125.8	(3)	(3)	(3)	(3)
Minor tranquilizers		2834-14412	12/87	149.1	154.7	154.1	16.3	-.4
Antidepressants		2834-1442	12/87	127.9	129.1	129.1	7.0	0
Sedatives		2834-145	06/81	525.1	525.1	525.1	20.9	0
Vitamins		2834-148	06/81	176.5	178.8	184.4	7.1	3.1
Adult multivitamins		2834-14819	06/81	208.2	212.5	222.5	7.3	4.7
Miscellaneous prescription pharmaceutical preparations		2834-198	06/81	228.8	229.4	228.4	4.4	-.4
Pharmaceutical preparations, non-prescription		2834-2	06/81	167.0	166.6	168.2	2.7	1.0
Analgesics, internal (except antiarthritics)		2834-201	06/81	204.7	204.7	(3)	(3)	(3)
Non-aspirin (including effervesent)		2834-20102	06/81	164.6	164.6	(3)	(3)	(3)
Antacids		2834-202	06/81	165.2	166.4	166.4	.5	0
Antiseptics and antibacterials		2834-206	06/81	151.9	151.9	151.9	.7	0
Cough and cold preparations		2834-208	06/81	182.9	180.8	184.3	4.3	1.9
Cough syrups, elixirs, expectorants, drops, lozenges, gums, troches		2834-20819	06/81	154.1	154.1	154.1	3.6	0
Decongestants		2834-20849	06/81	216.0	213.6	224.7	6.9	5.2
Other cough and cold preparations, inc. decongestant and antihistamine mixtures		2834-20851	06/81	181.9	174.3	181.9	.2	4.4
Dermatologicals		2834-209	06/81	163.5	162.5	163.3	-1.7	.5
Antipruritics		2834-20905	12/87	106.8	106.8	108.0	2.4	1.1
Other dermatologicals		2834-20909	06/81	189.3	187.3	187.8	-2.5	.3
External analgesics and counterirritants		2834-211	06/81	97.7	97.0	98.1	-10.2	1.1
Laxatives		2834-216	06/81	159.0	159.0	159.0	6.1	0
Nutrients and supplements		2834-217	12/87	107.4	107.6	107.2	.7	-.4
Vitamins		2834-221	06/81	134.2	135.4	137.7	5.7	1.7
Adult multivitamins		2834-22101	06/81	131.9	133.3	136.5	5.5	2.4
B-complex		2834-22102	06/81	132.3	137.2	137.1	6.7	-.1
Other vitamins		2834-22109	06/81	141.9	139.8	140.9	(3)	.8
Miscellaneous non-prescription pharmaceutical preparations		2834-298	06/81	182.0	178.7	181.4	-.2	1.5
Secondary products and miscellaneous receipts		2834-SM						
Miscellaneous receipts		2834-M	06/81	195.9	198.1	198.1	4.4	0
Resales		2834-Z89	06/81	195.9	198.1	198.1	4.4	0
Secondary products		2834-S	06/81	169.5	171.0	171.8	.9	.5
Biological products		2831-S	06/81	282.9	287.3	287.6	1.3	.1
Other secondary products		2834-SSS	06/81	174.1	174.8	176.6	1.0	1.0
Cosmetics and toiletries		2844-S	12/87	105.4	107.2	108.5	2.1	1.2

See footnotes at end of table.

Digitized for FRASER
http://fraser.stlouisfed.org/
Federal Reserve Bank of St. Louis

Table 5. Producer price indexes for the net output of selected industries and their products—Continued

Industry and product[1]	Industry code	Product code	Index base	Index			Unadjusted percent change to Sep. 1990 from —	
				May 1990[2]	Aug. 1990[2]	Sep. 1990[2]	Sep. 1989	Aug. 1990
Soap, detergents, and cleaning preparations, perfumes, cosmetics and other toilet preparations	284		12/84	115.1	115.6	115.8	0.8	0.2
Soap and other detergents	2841		06/83	114.8	114.9	114.9	-1.5	0
Primary products		2841-P	06/83	113.1	113.2	113.1	-2.2	-.1
Soap and detergents, nonhousehold		2841-1	06/83	127.6	128.0	128.1	1.9	.1
Acid-type cleaners		2841-1A	06/83	112.8	112.7	112.7	-.1	0
Metal cleaners		2841-17	06/83	111.4	111.3	111.3	-.1	0
Liquid metal cleaners		2841-177	06/83	111.4	111.3	111.3	-.1	0
Synthetic organic detergents, nonhousehold		2841-1B	06/83	131.7	132.5	132.8	2.2	.2
Dry (powders)		2841-1BA	06/89	100.9	102.6	102.6	2.6	0
Dry (powders), anionic base		2841-141	06/83	128.3	131.0	131.0	2.7	0
Liquid		2841-1BB	06/89	102.9	103.0	103.4	2.1	.4
Liquid, anionic base		2841-145	06/83	135.5	135.7	136.7	1.5	.7
Liquid, nonionic or other base		2841-149	06/83	129.2	129.2	129.2	2.9	0
Soaps, except specialty cleaners, nonhousehold		2841-1C	06/89	100.1	100.2	100.2	.2	0
Liquid		2841-114	07/89	100.1	100.1	100.1	(3)	0
Other nonhousehold soap, including mechanics' hand soap		2841-119	04/85	109.0	109.4	109.4	.9	0
Alkaline detergents, nonhousehold		2841-1D	06/83	132.3	132.6	132.6	2.6	0
Machine dishwashing compounds		2841-1DA	06/89	103.6	103.6	103.6	3.6	0
Dry		2841-123	06/83	149.0	149.0	149.0	5.5	0
Other liquid alkaline detergents		2841-125	06/83	123.9	124.2	124.2	2.3	0
Dry alkaline detergent hard surface cleaners		2841-126	06/83	126.3	126.9	126.9	.9	0
Household detergents		2841-2	06/83	100.9	100.9	100.7	-6.2	-.2
Synthetic organic detergents, household		2841-2A	06/83	99.3	99.4	99.1	-7.5	-.3
Dry		2841-2AA	06/83	109.1	109.3	108.8	-.3	-.5
Heavy duty, phosphate based		2841-224	06/83	110.4	(3)	110.4	-.1	(3)
Heavy duty, phosphate free		2841-226	09/83	94.5	95.7	(3)	(3)	(3)
Liquid		2841-2AB	06/83	84.4	84.4	84.3	-19.2	-.1
Light duty		2841-231	06/83	84.6	84.6	84.6	-27.3	0
Heavy-duty		2841-235	06/89	92.1	(3)	91.8	-.4	(3)
Alkaline detergents, household		2841-21	06/83	106.2	(3)	106.2	-.2	(3)
Household soap, except specialty cleaners		2841-3	06/83	137.2	137.4	137.4	4.5	0
Toilet soaps, excluding medicated soaps		2841-311	06/83	138.7	138.7	138.7	4.4	0
Bars		2841-313	06/89	104.4	104.4	104.4	4.4	0
Secondary products and miscellaneous receipts		2841-SM						
Miscellaneous receipts		2841-M	06/83	127.5	127.5	127.5	(3)	0
Secondary products		2841-S	06/83	117.4	117.5	117.8	1.1	.3
All other secondary products		2841-SSS	06/83	118.9	118.8	119.3	1.5	.4
Polishes and sanitation goods		2842-S	06/83	139.4	139.9	140.1	1.0	.1
Surfactants		2843-S	06/83	96.1	96.6	96.6	3.1	.0
Specialty cleaning, polishing and sanitation preparations	2842		06/83	118.0	118.4	118.9	1.5	.4
Primary products		2842-P	06/83	119.8	120.3	120.7	1.2	.3
Household bleaches		2842-2	06/83	120.4	120.4	122.4	1.9	1.7
Liquid, less than 7% chlorine or equivalent oxidizing agent		2842-243	06/83	119.8	119.8	121.3	1.3	1.3
Dry, less than 50% chlorine or equivalent oxidizing agent		2842-253	06/83	124.7	124.7	132.5	9.0	6.3
Specialty cleaning and sanitation products		2842-3	06/83	120.2	120.6	120.5	1.3	-.1
Glass window cleaning preparations		2842-311	06/83	111.4	111.6	111.6	2.2	0
Toilet bowl cleaners and drain pipe solvents		2842-331	06/83	123.2	123.4	123.5	-2.2	.1
Toilet bowl cleaners		2842-33111	06/89	95.3	95.5	95.6	-4.1	.1
Drain pipe solvents		2842-33121	06/89	107.5	107.5	107.5	1.6	0
Disinfectants for uses other than agricultural		2842-332	06/83	124.9	125.0	125.2	3.0	.2
Deodorants, nonpersonal		2842-38	06/83	120.6	122.5	122.1	4.1	-.3
Aerosol type		2842-381	11/83	123.6	126.0	124.2	1.0	-1.4
Other deodorants, nonpersonal		2842-385	06/83	114.4	116.0	116.1	5.4	.1
Household laundry aids		2842-39	06/83	123.2	123.5	123.2	-.2	-.2
Fabric softeners and rinses		2842-394	06/83	123.2	123.5	123.2	-.2	-.2
Other spec. deterg. incl. sweeping cmpds., waterless hand clnrs., ironing aids, and wall clnrs		2842-399	06/89	102.3	102.9	103.0	2.4	.1
Polishing preparations and related products		2842-4	06/83	117.6	118.9	119.5	-.1	.5
Automobile body polishes and cleaners		2842-411	06/83	113.2	113.2	113.2	-11.4	0
Furniture polishes and cleaners		2842-415	06/83	119.7	122.5	(3)	(3)	(3)
Floor polish		2842-42	06/83	111.8	111.9	114.5	2.9	2.3
Water emulsion		2842-421	06/83	109.2	(3)	112.2	2.7	(3)
Liquid (other than water emulsion)		2842-423	07/83	125.3	125.6	125.6	4.2	0
Leather dressings and finishes, excluding shoe polish		2842-463	06/89	95.9	96.1	96.7	-3.3	.6
Related products, including metal polish and polishing cloths and papers		2842-498	06/83	130.2	130.2	130.4	4.1	.2
Secondary products and miscellaneous receipts		2842-SM						
Miscellaneous receipts		2842-M	06/83	97.5	97.5	97.5	1.2	0
Resales		2842-Z89	06/83	97.5	97.5	97.5	1.2	0
Secondary products		2842-S	06/83	122.7	122.8	123.6	2.7	.7
Soap and other detergents		2841-S	06/83	129.0	131.1	130.9	4.2	-.2
All other secondary products		2842-SSS	06/83	111.5	107.6	110.6	-1.1	2.8
Agricultural chemicals, n.e.c.		2879-S	06/83	126.5	129.7	128.4	5.2	-1.0
Surface-active agents	2843		12/83	125.7	125.2	125.8	1.4	.5
Primary products		2843-P	12/83	128.7	128.8	129.5	2.9	.5
Textile and leather assistants and finishes		2843-1	12/83	117.5	117.7	117.6	.9	-.1

See footnotes at end of table.

Digitized for FRASER
http://fraser.stlouisfed.org/
Federal Reserve Bank of St. Louis

Table 5. Producer price indexes for the net output of selected industries and their products—Continued

Industry and product[1]	Industry code	Product code	Index base	Index			Unadjusted percent change to Sep. 1990 from —	
				May 1990[2]	Aug. 1990[2]	Sep. 1990[2]	Sep. 1989	Aug. 1990
Surface-active agents—Continued								
Assistants		2843-13	12/83	117.3	117.4	117.3	0.7	-0.1
Textile		2843-131	12/83	120.1	120.1	120.0	.8	-.1
Leather		2843-135	12/83	105.5	105.5	105.5	0	0
Finishes		2843-16	12/83	117.8	118.1	117.9	1.1	-.2
Textile		2843-161	12/83	114.5	114.7	114.5	-.1	-.2
Leather		2843-165	07/89	103.8	(3)	(3)	(3)	(3)
Bulk surface-active agents (surfactants)		2843-5	12/83	131.6	131.6	132.5	3.2	.7
Anionic		2843-53	12/83	126.2	125.3	126.2	5.0	.7
Sulfonic acids		2843-535	03/84	141.9	141.9	141.9	6.3	0
Sulfuric acid esters		2843-537	12/83	112.6	(3)	112.6	(3)	(3)
Other anionic surfactants		2843-539	12/83	144.3	144.3	144.3	3.9	0
Cationic		2843-55	12/83	114.4	114.3	119.0	3.1	4.1
Nonionic		2843-57	12/83	142.3	143.2	142.3	2.1	-.6
Carboxylic acid amides		2843-571	07/89	100.7	100.0	100.7	(3)	.7
Other nonionic surfactants		2843-579	12/83	121.8	123.0	123.1	-.2	.1
Secondary products		2843-S	12/83	114.4	111.5	111.6	-5.7	.1
Toilet preparations	2844		03/80	151.9	153.2	153.8	2.5	.4
Primary products		2844-P	03/80	153.9	155.4	155.7	2.4	.2
Shaving preparations		2844-1	03/80	139.9	139.9	139.9	1.2	0
Aftershave preparations		2844-156	03/80	128.6	128.6	128.6	1.2	0
Perfume, toilet water, and cologne		2844-2	03/80	158.7	161.5	159.7	1.1	-1.1
Perfume		2844-2A	03/80	154.6	155.1	155.0	3.2	-.1
Perfume oil mixtures and blends		2844-211	03/80	150.5	150.1	150.1	3.7	0
Liquid and solid perfume		2844-223	03/80	162.7	164.3	164.2	2.6	-.1
Cologne and toilet water		2844-232	03/80	160.3	164.4	161.6	-.1	-1.7
Cologne		2844-23201	12/86	106.9	109.2	106.4	-4.2	-2.6
Toilet water		2844-23202	12/86	126.9	131.1	131.1	8.6	0
Hair preparations		2844-3	03/80	150.1	151.6	151.8	5.0	.1
Hair tonics and rinses		2844-3A	03/80	141.7	140.8	143.1	.7	1.6
Hair tonics (including conditioners)		2844-321	03/80	135.6	134.7	136.9	.7	1.6
Hair dressings and sprays		2844-3B	03/80	160.4	160.8	160.2	3.6	-.4
Hair dressings		2844-341	03/80	164.6	166.1	165.7	3.1	-.2
Hair sprays		2844-36A	12/80	128.2	128.4	127.9	3.6	-.4
Aerosol hair sprays		2844-363	03/80	163.0	163.4	162.5	5.1	-.6
Shampoos		2844-31	03/80	114.5	114.4	114.5	4.1	.1
Synthetic organic detergent		2844-31A	03/80	113.0	112.9	112.9	4.9	0
Liquid synthetic organic detergent		2844-316	03/80	108.8	108.6	108.6	4.9	0
Permanents - both home and commercial		2844-337	03/80	154.5	155.6	155.3	4.4	-.2
Hair coloring preparations		2844-351	03/80	184.2	190.5	190.5	8.7	0
Dentifrices		2844-4	03/80	136.8	136.8	137.2	.1	.3
Toothpaste		2844-421	03/80	132.8	132.8	132.8	-.3	0
Other oral hygiene products		2844-498	12/86	(3)	106.5	108.6	(3)	2.0
Other cosmetics and toilet preparations		2844-5	03/80	158.9	160.3	161.7	2.1	.9
Creams and lotions		2844-51	03/80	155.5	155.4	156.8	.5	.9
Creams		2844-51A	03/80	170.8	172.0	173.3	2.0	.8
Cleansing creams		2844-511	03/80	204.3	204.3	204.2	0	0
Foundation creams		2844-512	03/80	155.9	158.7	158.7	1.8	0
Lubricating creams, including hormone creams		2844-513	03/80	171.6	171.6	177.3	4.8	3.3
Other creams		2844-514	03/80	152.7	155.0	155.0	2.2	0
Lotions and oils		2844-51B	03/80	141.6	140.3	141.7	-1.2	1.0
Suntan lotions and sunscreens, including oils		2844-515	03/80	(3)	134.7	(3)	(3)	(3)
Cleansing lotions		2844-516	03/80	111.8	111.8	111.8	3.1	0
Other lotions & oils, including petroleum jellies but excluding hair, aftershave & bath oils		2844-519	03/80	131.2	122.0	131.7	-11.5	8.0
Cosmetics		2844-52A	03/80	163.6	169.0	169.0	3.9	0
Lip preparations (lipstick, lip gloss, etc.)		2844-521	03/80	136.1	140.6	139.8	7.5	-.6
Blushers (rouges), excluding lip rouge		2844-522	03/80	147.9	154.1	154.1	0	0
Eye preparations (mascara, eye shadows, eye liners, eye creams, etc.)		2844-523	03/80	196.0	202.1	202.7	2.4	.3
Deodorants		2844-52B	03/80	170.2	169.9	170.2	3.8	.2
Underarm deodorants		2844-52C	03/80	163.2	162.9	163.3	4.2	.2
Liquid, cream and roll-on deodorants		2844-528	03/80	140.5	139.9	140.6	.6	.5
Manicure preparations		2844-53	03/80	147.9	147.9	147.9	.3	0
Powders		2844-54	03/80	163.4	164.9	167.0	8.9	1.3
Face powders		2844-543	03/80	162.5	168.7	168.7	10.4	0
Bath oils and salts		2844-56						
Bath oils and salts		2844-561	03/80	(3)	(3)	(3)	(3)	(3)
Other cosmetics and toilet preparations		2844-59	12/80	127.0	127.4	132.4	5.9	3.9
Secondary products and miscellaneous receipts		2844-SM						
Miscellaneous receipts		2844-M	03/80	103.7	103.8	105.5	1.6	1.6
Resales		2844-Z89	12/80	103.6	103.6	105.3	1.7	1.6
Secondary products		2844-S	03/80	220.5	220.2	222.9	3.4	1.2
Paints and allied products	285		06/83	124.5	125.5	125.7	3.8	.2
Paints and Allied Products	2851		06/83	124.5	125.5	125.7	3.8	.2
Primary products		2851-P	06/83	123.1	124.3	124.3	3.8	0
Architectural coatings, including architectural lacquers		2851-1	06/83	130.0	131.1	131.2	3.7	.1

See footnotes at end of table.

Digitized for FRASER
http://fraser.stlouisfed.org/
Federal Reserve Bank of St. Louis

Table 5. Producer price indexes for the net output of selected industries and their products—Continued

Industry and product[1]	Industry code	Product code	Index base	Index			Unadjusted percent change to Sep. 1990 from —	
				May 1990[2]	Aug. 1990[2]	Sep. 1990[2]	Sep. 1989	Aug. 1990
Paints and Allied Products—Continued								
Exterior		2851-1A	06/83	124.2	125.4	125.4	3.9	0
Solvent-type		2851-1AA	06/83	130.6	130.9	130.9	4.2	0
Paints and tinting bases, including barn and roof paints		2851-112	12/88	106.5	106.8	106.7	2.3	-.1
Stains, including shingle and shake		2851-137	06/83	133.3	134.0	134.0	6.5	0
Water-type		2851-1AB	06/83	118.8	120.8	120.8	3.7	0
Paints and tinting bases, including barn and roof paints		2851-141	12/88	108.9	110.8	110.7	3.5	-.1
Interior		2851-1B	06/83	135.3	136.4	136.4	3.6	0
Solvent-type		2851-1BA	06/83	131.7	133.8	133.8	2.5	0
Semigloss, eggshell and satin paints and tinting bases		2851-169	06/83	137.0	138.4	138.4	4.3	0
Water-type		2851-18	06/83	137.0	137.6	137.7	4.1	.1
Flat paints and tinting bases		2851-181	06/83	138.5	139.0	139.2	4.2	.1
Semigloss, eggshell and satin paints and tinting bases		2851-183	06/83	132.5	133.9	133.5	4.5	-.3
Other interior water thinned coatings		2851-188	12/88	115.9	115.9	115.9	3.3	0
Product finishes for original equipment manufacturers (OEM), excluding marine coatings		2851-2	06/83	113.1	113.8	113.8	2.7	0
Transportation finishes, except powdered and high-solids coatings		2851-2A	06/83	117.5	120.1	119.6	4.0	-.4
Automobile finishes		2851-222	06/83	117.0	119.3	118.2	4.0	-.9
Other transportation equipment finishes, including aircraft and railroad		2851-225	12/88	105.7	113.3	114.7	9.0	1.2
Wood finishes		2851-2B	06/83	110.8	110.9	110.9	1.6	0
Wood furniture, cabinet, and fixture finishes		2851-237	06/83	114.5	114.6	114.6	1.4	0
Wood and composition board flat stock finishes		2851-239	12/88	103.8	103.8	103.8	2.2	0
Appliance, heating and air conditioner finishes		2851-235	06/83	97.6	(3)	97.6	(3)	(3)
Sheet, strip and coil coatings, including sidings, excluding containers		2851-241	06/83	111.8	111.8	111.8	1.6	0
Container and closure finishes		2851-243	06/83	108.3	108.8	108.3	4.5	-.5
Machinery and equipment finishes, including road building and farm implement		2851-247	06/83	127.3	127.7	128.9	5.2	.9
Metal furniture and fixture finishes		2851-249	06/83	108.1	108.1	109.6	.5	1.4
High-solids finishes (over 62.5 percent solids)		2851-254	06/83	129.5	130.2	131.0	6.0	.6
Other product finishes, except semi-manufactured (e.g. pigment dispersions, and ink vehicles)		2851-267	12/88	103.6	103.6	103.6	.4	0
Special purpose coatings, including all marine coatings		2851-3	06/83	124.5	125.8	126.2	6.2	.3
Industrial maintainance paints (specially formulated)		2851-3A	06/83	126.1	126.5	126.9	4.4	.3
Interior		2851-301	06/83	133.4	132.7	132.7	4.4	0
Exterior		2851-305	06/83	122.2	123.2	123.7	4.3	.4
Automotive and machinery refinish coatings		2851-3BA	06/83	130.4	132.2	132.1	8.0	-.1
Paints and enamels, except laquers		2851-314	06/83	130.4	130.4	130.4	9.7	0
Primers and undercoaters		2851-316	06/83	140.9	146.2	146.2	6.3	0
Lacquers		2851-327	06/83	125.4	128.8	128.1	5.3	-.5
Marine paints and enamels (shelf goods and specially formulated, excluding spar varnish)		2851-315	12/88	108.2	111.7	114.1	4.5	2.1
Aerosol paints		2851-33	07/83	109.4	108.4	109.4	2.7	.9
Other special purpose coatings		2851-398	12/88	104.1	104.1	104.3	3.1	.2
Miscellaneous allied paint products		2851-5	12/88	110.6	112.5	112.5	3.2	0
Thinners for dopes & lacquers & oleoresinous thinners, inc. mixtures & proprietary thinners		2851-531	06/83	132.4	136.8	136.8	6.7	0
Misc. related products, inc. brush cleaners, nonpressure wood preservatives, putty, etc.		2851-598	12/88	107.7	108.6	108.6	1.9	0
Secondary products and miscellaneous receipts		2851-SM						
Miscellaneous receipts		2851-M	06/83	134.0	134.4	134.9	2.7	.4
Resales		2851-Z89	06/83	134.8	135.2	135.7	2.6	.4
Secondary products		2851-S	06/83	140.9	138.2	139.5	4.4	.9
Other secondary products		2851-SSSSS	06/83	122.8	118.9	122.3	3.3	2.9
Adhesives and sealants		2891-S	12/88	104.7	101.1	101.1	-2.9	0
Industrial organic chemicals	286		12/84	118.2	117.9	121.2	.7	2.8
Gum and wood chemicals	2861		06/84	113.2	113.8	113.8	-3.6	0
Primary products		2861-P	06/84	107.7	108.2	108.2	-3.6	0
Softwood distillation products		2861-1	06/84	113.7	113.7	113.7	-7.7	0
Other gum and wood chemicals		2861-2	06/84	103.8	104.5	104.5	-2.0	0
Hardwood distillation products		2861-25	06/84	118.7	118.7	118.7	3.5	0
Charcoal, excluding briquets		2861-252	06/84	119.8	119.8	119.8	6.2	0
Charcoal briquets, including blends with lignite or other materials		2861-255	06/84	118.8	118.8	118.8	3.6	0
Tall oils		2861-29	06/84	78.0	79.1	79.1	-6.7	0
Other tall oil derivatives, including rosin acid salts, except tall oil fatty acids		2861-298	06/84	90.1	90.1	90.1	2.6	0
Cyclic (coal tar) crudes and intermediates, organic dyes and pigments	2865		12/82	113.0	114.0	114.4	1.9	.4
Primary products		2865-P	12/82	119.2	119.6	121.5	1.6	1.6
Cyclic intermediates		2865-1	12/82	118.1	119.1	121.4	.3	1.9
Other cyclic intermediates		2865-199	12/82	124.7	124.5	127.1	-1.0	2.1
Phenol		2865-19915	03/83	159.9	149.3	149.3	-13.1	0
Miscellaneous other cyclic intermediates		2865-19999	12/82	117.4	118.6	120.1	-.3	1.3
Synthetic organic dyes		2865-2						
Synthetic organic dyes		2865-299	12/82	136.2	134.5	136.5	4.8	1.5

See footnotes at end of table.

Digitized for FRASER
http://fraser.stlouisfed.org/
Federal Reserve Bank of St. Louis

Table 5. Producer price indexes for the net output of selected industries and their products—Continued

Industry and product[1]	Industry code	Product code	Index base	Index			Unadjusted percent change to Sep. 1990 from —	
				May 1990[2]	Aug. 1990[2]	Sep. 1990[2]	Sep. 1989	Aug. 1990
Cyclic (coal tar) crudes and intermediates, organic dyes and pigments—Continued								
Synthetic organic pigments (lakes and toners)		2865-3	12/82	128.2	128.5	128.9	2.4	0.3
Phthalocyanine blue (Blue 15)		2865-31111	12/82	137.7	137.7	137.7	3.5	0
Other synthetic organic pigments		2865-31199	12/82	126.0	126.3	126.8	2.1	.4
Secondary products and miscellaneous receipts		2865-SM						
Miscellaneous receipts		2865-M	12/82	123.9	123.4	125.0	4.2	1.3
Resales		2865-Z89	12/82	123.9	123.4	125.0	4.2	1.3
Secondary products		2865-S	12/82	101.4	103.8	101.0	2.4	-2.7
Industrial organic chemicals, n.e.c.		2869-S	12/82	103.6	106.1	105.1	7.9	-.9
Industrial organic chemicals, n.e.c.	2869		12/82	123.3	122.8	127.0	.9	3.4
Primary products		2869-P	12/82	107.5	106.3	110.0	-.6	3.5
Synthetic organic chemicals, n.e.c.		2869-3	12/82	87.3	89.0	90.9	3.5	2.1
Flavor and perfume materials		2869-311	12/82	93.2	95.6	95.6	5.3	0
Chemical compounds, mixed		2869-31112	12/82	111.8	111.8	111.8	.4	0
Rubber processing chemicals		2869-331	12/82	122.3	(3)	128.4	9.6	(3)
Plasticizers		2869-351	12/82	64.3	(3)	(3)	(3)	(3)
Other plasticizers		2869-35199	12/82	63.8	(3)	(3)	(3)	(3)
Ethyl alcohol and other industrial organic chemicals, n.e.c.		2869-5	12/82	114.7	115.1	119.3	3.1	3.6
Ethyl alcohol		2869-512	12/82	92.3	99.2	101.9	12.1	2.7
Denatured (special or complete) ethyl alcohol		2869-51212	12/82	107.6	122.3	128.3	19.5	4.9
Other industrial organic chemicals, n.e.c.		2869-599	12/82	121.6	117.8	125.6	-.7	6.6
Ethylene		2869-59912	12/82	127.7	123.3	136.1	-11.1	10.4
Propylene, chemical		2869-59913	07/87	91.2	97.0	107.9	-8.2	11.2
Miscellaneous other industrial organic chemicals, n.e.c.		2869-59999	12/82	109.2	112.7	117.5	8.2	4.3
Miscellaneous end-use chemicals and chemical products, excluding urea		2869-6	12/82	114.0	113.1	124.8	21.3	10.3
Other miscellaneous end-use chemicals and chemical products, excluding urea		2869-699	12/82	112.2	112.0	112.0	.9	0
Miscellaneous cyclic and acyclic chemicals and chemical products		2869-7	12/82	108.4	106.6	109.5	-4.8	2.7
Acetic acid		2869-721	06/87	161.2	(3)	(3)	(3)	(3)
Acetone		2869-722	07/87	109.6	(3)	(3)	(3)	(3)
Ethylene oxide		2869-736	12/82	257.0	228.7	224.2	(3)	-2.0
Formaldehyde		2869-738	12/82	103.5	100.4	101.7	-7.1	1.3
Propylene glycol		2869-747	12/82	94.9	99.0	99.0	-6.8	0
Alcohols, synthetic, monohydric		2869-754	12/82	94.8	96.5	103.2	6.0	6.9
Other miscellaneous cyclic and acyclic chemicals and chemical products		2869-799	12/82	99.9	97.4	100.5	-3.7	3.2
Secondary products and miscellaneous receipts		2869-SM						
Miscellaneous receipts		2869-M	12/82	141.1	141.4	138.0	-12.5	-2.4
Resales		2869-Z89	12/82	143.6	143.8	140.4	-12.5	-2.4
Secondary products		2869-S	12/82	149.9	150.8	156.3	3.9	3.6
Plastic materials and resins		2821-S	12/82	131.0	122.9	121.0	-12.4	-1.5
Cyclic crudes and intermediates, organic dyes and pigments		2865-S	12/82	120.6	120.9	145.3	26.7	20.2
Other secondary products		2869-SSS	12/82	175.9	183.0	185.0	5.9	1.1
Agricultural chemicals	287		12/84	107.0	107.6	109.5	3.3	1.8
Nitrogenous fertilizers	2873		12/79	115.8	114.6	120.7	12.2	5.3
Primary products		2873-P	12/79	106.6	103.9	110.6	13.0	6.4
Synthetic ammonia, nitric acid and ammonium compounds		2873-1	12/79	109.1	105.2	111.3	9.1	5.8
Nitrate (100% NH4NO3)		2873-1A	12/79	111.7	107.5	109.8	7.3	2.1
Nitrate for fertilizer use		2873-15A	12/80	94.2	90.5	92.2	8.1	1.9
Solid nitrate		2873-152	12/79	106.9	102.8	104.7	8.2	1.8
Explosive nitrate and other uses		2873-153	06/81	105.4	101.9	104.9	4.8	2.9
Nitrogen solutions and other ammonium compounds		2873-1B	12/79	105.8	97.0	98.4	-1.0	1.4
Nitrogen solutions, including mixtures containing urea (100%N)		2873-155	12/79	112.6	103.8	103.4	.8	-.4
Anhydrous and aqua ammonia		2873-13	12/79	108.2	106.8	118.8	18.0	11.2
Anhydrous ammonia		2873-131	12/79	108.2	106.8	118.8	18.0	11.2
Urea		2873-2	12/79	95.9	97.8	107.0	31.4	9.4
Fertilizer material of organic origin		2873-3	06/86	116.6	116.6	115.0	15.2	-1.4
Secondary products and miscellaneous receipts		2873-SM						
Secondary products		2973-S	12/79	164.4	164.8	164.8	.9	0
Phosphatic fertilizers	2874		12/79	113.3	118.7	121.4	.4	2.3
Primary products		2874-P	12/79	108.2	113.1	113.8	-.6	.6
Superphosphate and other phosphatic fertilizer materials		2874-2	12/79	102.3	108.0	108.7	3.1	.6
Superphosphate		2874-2A	12/79	99.8	107.9	109.7	7.0	1.7
Triple superphosphates (42% P2O5 and above)		2874-241	12/79	98.4	106.4	108.2	7.0	1.7
Ammonium phosphates and other phosphatic fertilizer materials		2874-2B	12/79	103.0	108.0	108.4	2.1	.4
Ammonium phosphates		2874-251	12/79	103.8	108.8	109.2	2.1	.4
Mixed fertilizers (produced from one or more materials made in the same plant)		2874-4	12/79	123.5	129.2	129.2	2.1	0
Fertilizers, mixing only	2875		12/79	124.9	124.2	125.4	.4	1.0
Primary products		2875-P	12/79	122.9	122.2	122.9	-1.0	.6
Mixed fertilizers (made by plants which do not manufacture phosphatic fertilizer materials)		2875-4	06/86	109.1	108.5	109.1	-1.1	.6
Solid, bulk		2875-411	06/86	107.4	106.6	107.6	-1.0	.9

See footnotes at end of table.

Digitized for FRASER
http://fraser.stlouisfed.org/
Federal Reserve Bank of St. Louis

Table 5. Producer price indexes for the net output of selected industries and their products—Continued

Industry and product[1]	Industry code	Product code	Index base	Index			Unadjusted percent change to Sep. 1990 from —	
				May 1990[2]	Aug. 1990[2]	Sep. 1990[2]	Sep. 1989	Aug. 1990
Fertilizers, mixing only—Continued								
Solid, bagged		2875-421	06/86	112.7	112.7	113.1	0.3	0.4
Fluid		2875-431	06/86	104.6	103.2	103.2	-5.1	0
Secondary products and miscellaneous receipts		2875-SM						
Miscellaneous receipts		2875-M	12/79	130.6	129.4	132.3	3.3	2.2
Resales		2875-Z89	12/79	130.3	129.1	132.0	3.2	2.2
Secondary products		2875-S	12/79	137.9	138.8	143.3	16.3	3.2
Agricultural chemicals, n.e.c.	2879		06/82	114.9	114.2	114.4	2.1	.2
Primary products		2879-P	06/82	118.0	117.2	117.4	2.9	.2
Insecticidal preparations primarily for agricultural, garden or health service use		2879-5	06/82	127.8	127.8	128.3	3.6	.4
Containing organic compounds		2879-525	06/82	125.9	125.9	126.4	3.8	.4
Carbamate preparations		2879-52531	06/82	132.4	132.4	132.4	6.5	0
Organo-phosphate preparations		2879-52541	06/82	130.0	130.0	130.0	1.7	0
Biological preparations		2879-52561	06/86	111.5	111.5	112.6	2.3	1.0
Herbicidal preparations primarily for agricultural, garden or health service use		2879-6	06/82	114.1	112.3	112.6	2.6	.3
Containing organic compounds		2879-625	06/82	115.7	113.9	114.1	2.6	.2
Urea preparations		2879-62561	10/82	112.5	112.5	112.5	0	0
Triazine preparations		2879-62565	06/82	126.8	(3)	(3)	(3)	(3)
Other organic preparations		2879-62579	06/82	98.2	94.3	94.9	3.6	.6
Fungicidal preparations primarily for agricultural, garden or health service use		2879-7	06/82	100.8	101.5	100.3	1.7	-1.2
Containing organic compounds		2879-725	06/82	106.4	107.2	105.8	1.3	-1.3
Other pesticidal preparations primarily for agricultural, garden or health service use		2879-8	06/82	121.1	120.7	120.8	.3	.1
Rodenticides		2879-832	12/82	118.6	114.5	115.5	-2.9	.9
All other pesticidal preparations primarily for agricultural, garden or health service use		2879-898	06/82	116.3	116.3	116.3	.7	0
Household pesticidal preparations		2879-9	06/82	114.3	(3)	(3)	(3)	(3)
Insecticides for crawling insects, except fumigants		2879-91	06/82	117.5	(3)	(3)	(3)	(3)
Other household pesticidal preparations, including industrial exterminants		2879-998	06/82	122.5	(3)	(3)	(3)	(3)
Secondary products and miscellaneous receipts		2879-SM						
Miscellaneous receipts		2879-M	12/82	116.7	(3)	(3)	(3)	(3)
Secondary products		2879-S	06/82	98.6	98.6	98.6	-1.0	0
Miscellaneous chemical products	289		12/84	116.5	117.3	119.0	3.5	1.4
Adhesives and sealants	2891		12/83	122.8	123.3	123.3	2.8	.0
Primary products		2891-P	12/83	120.1	120.7	120.4	.2	-.2
Natural base glues and adhesives		2891-3	12/83	119.6	119.5	117.6	-2.9	-1.6
Vegetable adhesives		2891-35	12/83	110.9	114.4	112.2	.4	-1.9
Dextrines		2891-351	12/83	111.3	117.3	113.5	1.0	-3.2
Other natural base glues and adhesives, from natural gums, shellac, silicate, lacquers, etc.		2891-398	12/83	(3)	107.0	(3)	(3)	(3)
Synthetic resin and rubber adhesives, including cellulose, nitrocellulose, etc		2891-4	12/83	120.8	121.5	121.4	-.5	-.1
Epoxy adhesives		2891-411	12/83	132.5	133.5	132.6	2.4	-.7
Vinyl type adhesives		2891-44	12/83	120.9	123.1	123.0	1.4	-.1
Polyvinyl acetate, latex type		2891-441	12/83	131.6	133.6	133.6	1.5	0
Other vinyl polymer type adhesives		2891-447	12/83	(3)	110.0	109.5	(3)	-.5
Acrylic adhesives		2891-453	12/83	121.4	121.4	121.7	4.2	.2
Polyester adhesives		2891-455	01/84	115.8	115.8	115.8	-1.7	0
Hot melt adhesives, including nylon, polyolefin, and other hot melts		2891-465	12/83	120.7	122.2	121.8	1.7	-.3
Adhesive films, all types, including pressure sensitive structural and nonstructural		2891-471	06/90	(3)	99.8	(3)	(3)	(3)
Rubber and synthetic resin combinations		2891-478	12/83	114.7	116.1	116.1	3.1	0
Rubber cement, for sale as such		2891-48	12/83	124.2	124.2	124.2	1.6	0
Latex type		2891-481	12/83	110.3	(3)	(3)	(3)	(3)
Solvent type		2891-483	01/84	131.7	(3)	(3)	(3)	(3)
Other synthetic resin and rubber adhesives, including cellulose, nitrocellose, etc.		2891-489	06/90	(3)	100.7	100.9	(3)	.2
Caulking compounds and sealants		2891-5	12/83	118.2	118.7	118.7	4.1	0
Natural base		2891-55	12/83	126.9	(3)	(3)	(3)	(3)
Synthetic base		2891-56	12/83	117.6	118.2	118.1	4.2	-.1
General performance sealants (PVAC, butyl, vinyl, acrylic, neoprene, etc.)		2891-566	12/83	110.3	111.5	111.4	3.7	-.1
Special performance sealants (epoxy, urethane, polysulfide, silicone, etc.)		2891-567	12/83	123.6	123.6	123.6	4.1	0
Secondary products and miscellaneous receipts		2891-SM						
Miscellaneous receipts		2891-M	12/83	175.7	175.7	178.0	(3)	1.3
Resales		2891-Z89	12/83	176.2	176.2	178.4	(3)	1.2
Secondary products		2891-S	12/83	(3)	120.1	120.2	(3)	.1
Paints, varnishes, lacquers, enamels, and allied products		2851-S	01/84	(3)	120.0	120.0	(3)	0
Other secondary products		2891-SSS	12/83	117.9	118.2	118.2	2.8	0
Chemicals and chemical preparations, n.e.c.		2899-S	02/84	129.0	(3)	(3)	(3)	(3)
Explosives	2892		12/80	173.8	175.9	172.7	6.7	-1.8

See footnotes at end of table.

Digitized for FRASER
http://fraser.stlouisfed.org/
Federal Reserve Bank of St. Louis

Table 5. Producer price indexes for the net output of selected industries and their products—Continued

Industry and product[1]	Industry code	Product code	Index base	Index			Unadjusted percent change to Sep. 1990 from —	
				May 1990[2]	Aug. 1990[2]	Sep. 1990[2]	Sep. 1989	Aug. 1990
Explosives—Continued								
Primary products		2892-P	12/80	152.8	151.8	151.8	5.7	0
Explosives, propellants, and blasting accessories (not manufactured in GOCOs)		2892-1	12/80	153.8	152.8	152.8	5.7	0
Industrial explosives		2892-11	12/80	152.0	149.6	149.6	9.3	0
Other industrial explosives		2892-127	06/88	105.2	105.2	105.2	1.5	0
Propellants		2892-133						
Propellants		2892-136	06/88	102.5	104.3	104.3	1.9	0
Blasting accessories		2892-15	12/80	139.1	139.1	139.1	.8	0
Other blasting accessories (squibs, ignitors, fuse, nonelectric blasting caps, n.e.c.)		2892-155	06/88	89.3	89.3	(3)	(3)	(3)
Secondary products and miscellaneous receipts		2892-SM						
Miscellaneous receipts		2892-M	12/80	301.8	311.7	300.0	8.0	-3.8
Contract work and other miscellaneous receipts		2892-XY9	06/88	125.9	130.7	125.0	8.6	-4.4
Contract work performed by government owned company operated establishments (GOCOs)		2892-Y66	06/88	125.9	130.7	125.0	8.6	-4.4
Resales		2892-Z89	12/80	278.4	278.4	278.4	4.2	0
Printing ink	2893		06/84	118.6	122.3	121.9	4.1	-.3
Primary products		2893-P	06/84	118.5	122.3	122.0	4.3	-.2
Letterpress ink (black and color)		2893-1	06/84	124.2	129.0	129.0	(3)	0
Packaging ink		2893-115	08/84	115.7	115.7	115.7	(3)	0
Lithographic and offset ink (black and color)		2893-2	06/84	119.5	123.9	124.0	7.0	.1
Publication ink		2893-232	06/84	106.4	107.4	107.4	3.7	0
Web type		2893-23233	12/89	103.1	104.4	104.4	(3)	0
Sheet types		2893-23234	12/89	101.1	101.1	101.1	(3)	0
Packaging ink		2893-235	06/84	133.6	133.0	133.0	(3)	0
Web commercial type		2893-238	12/89	104.4	103.1	103.2	(3)	.1
Other lithographic and offset ink		2893-245	12/89	105.3	109.5	109.9	(3)	.4
Gravure ink		2893-3	06/84	117.4	122.2	122.2	(3)	0
Packaging ink		2893-343	06/84	138.8	146.1	146.1	(3)	0
Flexographic ink		2893-4	06/84	110.9	113.2	113.3	2.9	.1
Packaging ink		2893-481	06/84	111.2	113.9	114.0	2.5	.1
Solvent types		2893-48182	12/89	98.2	102.6	102.5	(3)	-.1
Water types		2893-48183	12/89	100.5	100.3	100.7	(3)	.4
Other flexographic ink		2893-484	12/89	105.1	104.2	104.2	(3)	0
Water types		2893-48486	12/89	105.1	103.5	103.5	(3)	0
Printing ink, n.e.c.		2893-5	06/84	123.0	124.9	120.4	-.5	-3.6
Screen process ink		2893-585	06/84	136.1	139.9	130.7	(3)	-6.6
Miscellaneous receipts		2893-M	06/84	133.1	133.3	133.3	(3)	0
Resales		2893-Z89	06/84	133.1	133.3	133.3	(3)	0
Carbon black	2895		12/83	83.2	82.2	82.1	1.0	-.1
Primary products		2895-P	12/83	83.2	82.2	82.1	1.0	-.1
Carbon black		2895-111						
West south central region		2895-11101	12/83	78.4	77.1	77.0	1.4	-.1
Chemicals and chemical preparations, n.e.c.	2899		06/85	111.7	111.8	115.7	2.9	3.5
Primary products		2899-P	06/85	113.5	113.4	118.4	5.0	4.4
Salt, evaporated and solar		2899-1	06/85	101.9	110.6	110.5	9.6	-.1
Evaporated salt		2899-121	06/85	101.6	107.7	107.6	7.3	-.1
Fatty acids (produced for sale as such)		2899-2	06/85	(3)	(3)	93.0	(3)	(3)
Unsaturated fatty acids		2899-26	06/85	(3)	(3)	112.8	(3)	(3)
Oleic acid, including white oleic and red oil		2899-261	06/85	(3)	(3)	112.8	(3)	(3)
Gelatin, except ready to eat desserts		2899-4	06/90	(3)	101.8	101.8	(3)	0
Essential oils, fireworks and pyrotechnics, sizes, and chemical preparations, n.e.c.		2899-5	06/85	117.3	116.2	122.2	5.1	5.2
Essential oils, unblended (natural)		2899-51	06/85	125.2	(3)	(3)	(3)	(3)
Fireworks & pyrotechnics, incl. flares, jet fuel igniters, railroad torpedoes, toy pistol caps		2899-529	06/85	113.4	113.2	114.0	2.4	.7
Automotive chemicals		2899-53	06/85	108.0	96.1	125.5	-11.6	30.6
Antifreeze preparations		2899-532	12/87	(3)	97.4	140.7	(3)	44.5
Other automotive chemicals, including battery acid, deicing fluid, carbon remover solvents, etc.		2899-537	06/85	109.8	97.1	98.7	-9.0	1.6
Drilling mud materials, mud thinners, thickeners, and purifiers		2899-541	06/85	117.8	(3)	(3)	(3)	(3)
Concrete curing and floor hardening materials		2899-545	06/85	(3)	101.0	101.0	(3)	0
Oil treating compounds (non oil base)		2899-556	06/85	130.2	130.6	146.0	20.8	11.8
Metal treating compounds (non oil base) for nitriding, pickling, drawing, and cutting		2899-559	06/85	111.9	(3)	(3)	(3)	(3)
Water treating compounds		2899-57	06/85	108.4	108.2	109.8	2.4	1.5
Cooling tower compounds		2899-576	06/90	(3)	100.1	103.8	(3)	3.7
Boiler compounds		2899-577	06/85	115.5	116.0	120.3	6.4	3.7
Other water treating compounds		2899-578	06/85	(3)	101.4	101.4	(3)	0
Plating compounds		2899-591	06/85	128.8	130.6	131.4	1.9	.6
Other industrial chemical preps., incl. fluxes, plastic wood preps., and embalming chemicals		2899-597	06/85	112.1	112.5	113.9	3.4	1.2
Secondary products and miscellaneous receipts		2899-SM						
Miscellaneous receipts		2899-M	06/85	(3)	101.0	101.0	(3)	0
Resales		2899-Z89	06/85	106.1	108.1	108.1	-20.7	0
Secondary products		2899-S	06/85	105.5	106.2	105.4	-.3	-.8

See footnotes at end of table.

Digitized for FRASER
http://fraser.stlouisfed.org/
Federal Reserve Bank of St. Louis

Table 5. Producer price indexes for the net output of selected industries and their products—Continued

Industry and product[1]	Industry code	Product code	Index base	Index			Unadjusted percent change to Sep. 1990 from —	
				May 1990[2]	Aug. 1990[2]	Sep. 1990[2]	Sep. 1989	Aug. 1990
Chemicals and chemical preparations, n.e.c.—Continued								
Soaps and other detergents, except specialty cleaners		2841-S	06/85	98.6	(3)	(3)	(3)	(3)
Specialty cleaning, polishing, and sanitation preparations		2842-S	06/85	(3)	100.6	100.6	(3)	0
Industrial organic chemicals		2869-S	06/90	(3)	100.2	94.6	(3)	-5.6
Other secondary products		2899-SSS	06/85	105.8	106.6	110.0	4.7	3.2
Petroleum refining and related products	29		12/84	80.2	90.3	104.6	38.4	15.8
Petroleum refining	291		06/85	78.2	88.9	104.0	41.5	17.0
Petroleum Refining	2911		06/85	78.2	88.9	104.0	41.5	17.0
Primary products		2911-P	06/85	78.1	88.5	103.4	41.1	16.8
Fuels		2911-I	06/85	78.1	89.7	105.0	43.2	17.1
Gasoline		2911-1	06/85	81.0	93.0	104.7	42.3	12.6
Finished motor gasoline		2911-13	06/85	81.1	93.1	104.7	42.3	12.5
Leaded regular		2911-132	06/85	81.8	97.2	108.6	41.4	11.7
Sales to jobbers, retailers and other resellers		2911-1321	06/85	81.6	96.9	108.3	41.4	11.8
Direct sales to end users		2911-1322	06/85	91.6	107.3	123.1	48.5	14.7
Premium grades		2911-133	06/85	86.9	96.7	107.4	35.3	11.1
Sales to jobbers, retailers and other resellers		2911-1331	06/85	86.9	96.8	107.4	35.3	11.0
Direct sales to end users		2911-1332	06/85	89.0	97.2	108.2	35.6	11.3
Unleaded regular		2911-134	06/85	78.7	90.5	102.9	46.0	13.7
Sales to jobbers, retailers and other resellers		2911-1341	06/85	78.7	90.6	102.9	46.2	13.6
Direct sales to end users		2911-1342	06/85	78.6	88.3	102.4	44.2	16.0
Jet fuel		2911-2	06/85	74.1	80.0	110.1	52.3	37.6
Kerosene type jet fuel		2911-213	06/85	74.8	80.8	110.0	48.8	36.1
Kerosene		2911-3	06/85	70.1	90.8	100.1	42.6	10.2
Light fuel oil		2911-4	06/85	74.1	91.5	110.6	47.1	20.9
Distillates		2911-41	06/85	74.1	91.5	110.6	47.1	20.9
#2 fuel oil to jobbers, retailers and other resellers		2911-411	06/85	75.0	92.8	111.1	46.4	19.7
#2 diesel fuel		2911-413	06/85	73.3	91.0	110.6	48.5	21.5
Sales to jobbers, retailers and other resellers		2911-4131	06/85	72.6	92.8	110.5	47.3	19.1
Direct sales to end users		2911-4132	06/85	74.6	87.9	110.9	50.3	26.2
Other distillates, n.e.c., including #1, #2 fuel direct sales, and other distillates		2911-415	06/85	74.6	86.0	106.1	39.2	23.4
Heavy fuel oil (residual fuel)		2911-5	06/85	66.5	60.4	78.8	26.5	30.5
> 1% sulfur		2911-51	06/85	62.6	56.2	75.9	26.7	35.1
Sales to resellers, including other refiners		2911-511	06/85	62.2	63.3	85.1	33.8	34.4
Direct sales to end users		2911-512	06/85	62.1	49.0	66.3	19.0	35.3
Not > 1% sulfur		2911-52	06/85	70.8	65.1	81.9	26.6	25.8
Sales to resellers, including other refiners		2911-521	06/85	70.4	76.8	85.5	46.4	11.3
Non-fuel products of petroleum refining		2911-II	06/85	80.0	83.6	95.8	27.7	14.6
Lubricating oils and greases, made in refineries		2911-7						
Lubricating and similar oils		2911-721	06/85	100.2	98.9	100.2	3.0	1.3
Asphalt, made in refineries		2911-9						
Paving grade		2911-921	06/85	57.3	61.3	63.1	8.6	2.9
Liquified refinery gases, including aliphatics (feedstock and other uses), made in refineries		2911-A	06/85	106.9	122.1	158.4	50.0	29.7
Propane/propylene		2911-A1	06/85	114.8	131.6	180.8	61.4	37.4
Propylene		2911-A12	06/85	90.5	95.2	107.3	-6.2	12.7
Chemical grade		2911-A1201	06/85	93.1	97.2	110.0	-6.8	13.2
Butane/butylene		2911-A2						
Ethane/ethylene		2911-A3						
Ethylene		2911-A32	06/85	151.4	146.3	157.8	-12.5	7.9
Miscellaneous petroleum refinery products, n.e.c.		2911-D	06/85	86.1	87.3	108.0	44.4	23.7
Petroleum coke, made in refineries		2911-D21	06/85	36.2	27.3	32.6	-20.7	19.4
Aromatics, made in refineries		2911-D5	06/85	92.6	97.9	121.5	61.8	24.1
Benzene		2911-D52	06/85	88.1	88.1	112.5	67.2	27.7
Toluene		2911-D53	06/85	90.0	102.7	116.6	72.2	13.5
Paving and roofing materials	295		12/84	93.1	92.8	94.1	.6	1.4
Paving mixtures and block	2951		06/81	101.0	100.9	101.9	.7	1.0
Primary products		2951-P	06/81	101.5	101.4	102.4	.6	1.0
Emulsified asphalt, including liquid additives		2951-111	06/81	86.7	86.4	91.3	1.9	5.7
Other liquid asphalt & tar paving materials, including cut backs		2951-112	06/81	80.5	81.6	82.3	4.6	.9
Asphaltic (bituminous) concrete		2951-113	06/81	108.6	108.3	108.6	.1	.3
Other paving mixtures and blocks, including liquid additives		2951-114	06/81	74.5	79.5	80.5	5.6	1.3
Secondary products and miscellaneous receipts		2951-SM						
Secondary products		2951-S	06/81	119.9	119.2	119.9	2.1	.6
Asphalt felts and coatings	2952		06/84	97.0	96.5	98.2	.2	1.8
Primary products		2952-P	06/84	97.4	96.9	99.1	1.4	2.3
Asphalt and tar saturated felts and boards, non-building		2952-1	06/84	113.0	113.0	113.0	0	0
Asphalt and tar products; except felts, coatings, and cements; non-building		2952-131	06/84	113.0	113.0	113.0	0	0
Roofing asphalts and pitches, coatings, and cements		2952-2	06/84	89.1	91.0	93.6	7.2	2.9
Fibrated asphaltic roofing coatings		2952-251	06/84	109.1	108.6	112.2	3.4	3.3
Nonfibrated asphaltic roofing coatings		2952-255	06/84	100.2	99.9	100.2	.3	.3
Asphaltic roofing cements		2952-261	06/84	103.7	103.7	107.7	3.3	3.9

See footnotes at end of table.

Digitized for FRASER
http://fraser.stlouisfed.org/
Federal Reserve Bank of St. Louis

Table 5. Producer price indexes for the net output of selected industries and their products—Continued

Industry and product[1]	Industry code	Product code	Index base	Index			Unadjusted percent change to Sep. 1990 from —	
				May 1990[2]	Aug. 1990[2]	Sep. 1990[2]	Sep. 1989	Aug. 1990
Asphalt felts and coatings—Continued								
Other roofing asphalts and pitches, coatings, and cements		2952-298	06/84	94.9	95.4	96.9	4.6	1.6
Prepared asphalt and tar roofing and siding products		2952-3	06/84	98.1	97.0	99.2	.1	2.3
Smooth surface roll roofing including talc, mica, and other fine materials		2952-311	06/84	113.1	113.1	113.3	1.4	.2
Smooth asphalt roll roofing, organic base		2952-31101	06/84	116.7	116.7	116.9	.5	.2
Self-sealing strip shingles; 244lbs. or less, organic base		2952-314	06/84	102.6	102.3	104.8	2.1	2.4
Self sealing and regular strip asphalt shingles, fiberglass base		2952-325	06/84	84.7	84.7	88.6	4.1	4.6
Saturated felts for built-up roofing systems		2952-353	06/84	100.8	101.0	(3)	(3)	(3)
Secondary products and miscellaneous receipts		2952-SM						
Secondary products		2952-S	06/84	95.0	94.3	93.3	-5.9	-1.1
Miscellaneous products of petroleum and coal	299		12/84	120.4	121.9	124.3	5.9	2.0
Lubricating oils and greases	2992		12/80	130.0	132.8	136.1	6.3	2.5
Primary products		2992-P	12/80	131.3	134.9	138.4	8.2	2.6
Lubricating and similar oils		2992-1	12/80	133.3	137.6	141.2	8.9	2.6
Automotive		2992-111	12/80	138.8	141.8	146.9	8.7	3.6
Commercial		2992-1111	12/80	151.6	154.0	158.0	8.2	2.6
Commercial motor oil		2992-11111	12/80	117.0	118.3	120.9	7.8	2.2
Other commercial oil		2992-11112	12/80	177.1	181.9	188.9	9.7	3.8
Retail		2992-1112	12/80	129.9	133.5	139.4	9.5	4.4
Retail motor oil		2992-11121	12/80	111.3	115.0	120.1	10.0	4.4
Factory fill		2992-1113	11/82	125.2	125.2	127.8	3.3	2.1
Other factory fill oil		2992-11132	06/88	110.2	110.2	112.4	3.3	2.0
Industrial		2992-121	12/80	118.2	124.0	125.4	8.9	1.1
General industrial oil		2992-12111	12/80	115.1	116.9	120.0	6.6	2.7
Industrial metalworking oil		2992-12113	12/80	113.4	113.7	115.5	2.4	1.6
Industrial engine oil		2992-12114	06/88	109.7	(3)	(3)	(3)	(3)
Lubricating greases		2992-2	12/80	118.4	118.2	120.8	3.9	2.2
Automotive greases		2992-231	12/80	106.3	106.3	106.3	1.1	0
Industrial grease		2992-232	12/80	126.4	126.1	130.5	5.2	3.5
Other greases		2992-234	06/88	111.0	114.0	117.5	15.4	3.1
Secondary products and miscellaneous receipts		2992-SM						
Secondary products		2992-S	12/80	121.1	114.0	117.4	-15.1	3.0
Petroleum and coal products, n.e.c.	2999		12/84	144.0	140.0	140.0	3.7	0
Primary products		2999-P	12/84	144.0	140.0	140.0	3.7	0
Calcined petroleum coke (not made in refineries)		2999-2	12/84	154.0	149.6	149.6	3.8	0
Rubber and miscellaneous plastic products	30		12/84	111.3	110.9	111.1	.6	.2
Tires and inner tubes	301		06/81	102.4	102.7	103.3	.3	.6
Tires and inner tubes	3011		06/81	102.4	102.7	103.3	.3	.6
Primary products		3011-P	06/81	98.0	98.3	98.9	.1	.6
Passenger car pneumatic tires		3011-1	06/81	95.1	95.6	96.0	-.3	.4
Radials		3011-112	06/81	96.1	96.8	97.5	-.4	.7
Highway standard service		3011-1121	06/81	96.2	96.7	97.6	-.4	.9
15 inch Rim diameter. Original equipment or replacement		3011-11213	06/81	102.3	102.3	104.6	3.8	2.2
All season. Original equipment or replacement		3011-11222	12/88	101.5	102.5	102.5	-.7	0
Truck/bus tires, including off highway		3011-2	06/81	93.8	93.9	94.7	-1.3	.9
Radials		3011-212	06/81	79.2	79.5	79.9	-1.6	.5
Light highway truck. Original equipment or replacement		3011-21211	06/81	85.5	85.5	85.2	-3.2	-.4
Medium/heavy highway truck. Original equipment or replacement		3011-21221	06/81	79.1	79.8	81.3	1.1	1.9
Non-radials		3011-215	06/81	96.8	96.4	97.9	-.8	1.6
Light highway truck. Original equipment or replacement		3011-21511	06/81	106.8	106.2	108.9	.6	2.5
Medium/heavy highway truck. Original equipment or replacement		3011-21521	06/81	82.3	82.3	82.3	-3.4	0
Other pneumatic and all solid tires		3011-3	06/81	118.0	118.2	118.6	2.3	.3
Industrial, utility and garden tractor tires. Original equipment or replacement		3011-316	06/81	117.1	118.1	117.8	.4	-.3
All other pneumatic, including bicycle. Original equipment or replacement		3011-317	06/81	127.2	127.2	127.2	.6	0
Industrial and highway - solid		3011-333	06/81	100.9	100.9	100.9	.2	0
Tread rubber, tire sundries, and repair materials		3011-5	06/81	116.4	116.5	117.0	3.2	.4
Tread rubber		3011-511	06/81	110.0	110.0	110.6	3.8	.5
Other tire sundries and repair materials, n.e.c.		3011-539	06/81	135.2	136.0	136.2	2.0	.1
Rubber and plastic footwear	302		12/80	120.9	121.4	121.1	-.2	-.2
Rubber and plastic footwear	3021		12/80	120.9	121.4	121.1	-.2	-.2
Primary products		3021-P	12/80	127.0	127.2	126.7	-.1	-.4
Rubber, plastic, and other protective footwear		3021-1	12/80	140.2	141.0	143.3	4.9	1.6
Rubber uppers		3021-1A	12/86	113.4	113.8	114.6	2.6	.7
Lumberman, pacs, rubbers, and other footwear having rubber uppers		3021-142	12/86	116.6	116.6	118.9	2.9	2.0
Plastic uppers		3021-1B	12/86	111.6	112.6	115.6	7.8	2.7
Non-protective footwear cemented, vulcanized, injection molded, etc. to fabric upper		3021-3	12/86	108.4	108.4	107.4	-1.3	-.9
Injection molded or other processes performed		3021-303	12/86	110.6	110.6	108.6	-3.7	-1.8

See footnotes at end of table.

Digitized for FRASER
http://fraser.stlouisfed.org/
Federal Reserve Bank of St. Louis

Table 5. Producer price indexes for the net output of selected industries and their products—Continued

Industry and product[1]	Industry code	Product code	Index base	Index			Unadjusted percent change to Sep. 1990 from —	
				May 1990[2]	Aug. 1990[2]	Sep. 1990[2]	Sep. 1989	Aug. 1990
Rubber and plastic footwear—Continued								
Men's		3021-30321	12/86	(3)	104.8	104.8	(3)	0
Women's and misses'		3021-30341	12/86	(3)	105.6	100.0	(3)	-5.3
Secondary products and miscellaneous receipts		3021-SM						
Secondary products		3021-S	12/80	95.6	98.2	99.2	-1.0	1.0
Rubber and plastic hose and belting	304		12/81	122.4	122.3	122.3	2.5	0
Rubber and plastics hose and belting	3041		12/81	122.4	122.3	122.3	2.5	0
Primary products		3041-P	12/81	124.9	124.8	125.0	3.1	.2
Rubber and plastics belts and belting, flat		3041-1	12/81	127.5	127.5	127.5	6.7	0
Light weight conveyor and elevator		3041-103	12/81	139.9	139.9	139.9	3.5	0
Heavy duty conveyor and elevator		3041-105	12/81	121.3	121.3	121.3	8.5	0
Rubber and plastics transmission belts and belting, other than flat		3041-2	12/81	118.6	118.2	118.2	.8	0
Industrial, except fractional		3041-231	12/81	109.3	108.2	108.2	-2.1	0
Rubber hose, mandrel made, and all hydraulic		3041-3	12/81	132.5	132.2	132.8	5.3	.5
Textile, hydraulic		3041-312	12/81	126.3	(3)	(3)	(3)	(3)
Textile, nonhydraulic		3041-314	12/81	137.4	137.4	137.4	7.5	0
Wire, hydraulic		3041-316	12/81	142.7	143.7	144.3	9.1	.4
Wire, nonhydraulic		3041-318	12/81	80.2	70.9	72.5	2.3	2.3
Rubber hose, long length nonhydraulic, except garden		3041-4	12/81	116.0	109.7	110.3	-2.0	.5
Textile		3041-451	12/81	117.7	111.3	111.9	-1.9	.5
All other rubber and plastics hose		3041-6	12/81	126.9	129.3	129.2	2.9	-.1
Wrapped reinforced		3041-63	12/81	131.5	137.9	138.2	5.1	.2
Braided or loomed, helical reinforced		3041-663	12/81	99.5	99.5	99.4	2.6	-.1
All other rubber hose		3041-674	12/81	122.5	122.6	122.3	3.0	-.2
All other plastics hose		3041-68	12/81	150.1	152.6	152.6	1.8	0
Nonhydraulic		3041-684	12/81	157.8	157.8	157.8	.3	0
Secondary products and miscellaneous receipts		3041-SM						
Miscellaneous receipts		3041-M	11/84	98.9	98.9	97.4	-2.6	-1.5
Resales		3041-Z89	11/84	98.9	98.9	97.4	-2.6	-1.5
Secondary products		3041-S	12/81	117.9	118.0	118.0	2.6	0
Molded, extruded and lathe cut mechanical rubber goods	3061		12/88	105.3	106.1	106.1	2.1	0
Primary products		3061-P	12/88	105.9	106.7	106.7	2.2	0
Molded rubber mechanical goods		3061-A	06/83	106.8	107.8	107.9	2.4	.1
Automotive		3061-A11	06/83	89.5	89.8	89.8	2.0	0
Transportation, other than automotive		3061-A12	06/83	116.3	117.3	117.3	2.0	0
Appliances, household and commercial		3061-A13	06/83	109.1	109.1	109.1	1.6	0
Other molded goods		3061-A16	06/83	130.8	133.4	133.7	3.0	.2
Extruded rubber mechanical goods		3061-B	06/83	113.0	113.0	113.0	1.3	0
Other tubing		3061-B14	06/83	133.8	133.8	133.8	3.2	0
Secondary products and miscellaneous receipts		3061-SM						
Secondary products		3061-S	06/83	116.1	116.9	116.7	1.7	-.2
Fabricated rubber products, n.e.c.	3069		06/83	113.9	114.4	114.5	2.4	.1
Primary products		3069-P	06/83	113.7	114.2	114.4	2.6	.2
Industrial products, n.e.c.		3069-C	06/83	122.1	122.6	123.0	2.8	.3
Roll covering, including all industry rolls		3069-C12	06/83	120.3	120.3	120.3	3.3	0
All other roll coverings, including graphic arts		3069-C1203	06/83	120.9	120.9	120.9	1.3	0
Other industrial rubber products		3069-C39	06/83	133.8	133.7	133.7	1.8	0
Rubber coated fabrics and rubber clothing		3069-D	06/83	113.9	113.9	113.9	3.4	0
Rubber coated fabrics		3069-DA	06/83	109.1	109.1	109.1	2.6	0
Rubber clothing		3069-DB	06/83	119.1	119.1	119.1	4.1	0
Other rubber clothing including bath and shower caps		3069-D56	09/85	112.2	112.2	112.2	1.6	0
Other rubber goods		3069-E	06/83	120.1	120.1	120.1	2.0	0
Hard rubber goods		3069-EA						
Other hard rubber goods		3069-E19	08/86	111.8	111.8	111.8	2.3	0
Boats, pontoons, and life rafts		3069-E22	04/85	130.1	130.1	130.1	3.0	0
Other rubber goods		3069-E28	06/83	120.5	120.5	120.7	2.1	.2
Sponge and foam rubber		3069-3	06/83	126.8	(3)	(3)	(3)	(3)
Chemically blown sponge		3069-3B	06/83	128.3	(3)	(3)	(3)	(3)
Rubber floor and wall coverings		3069-4	06/83	110.2	110.2	110.2	1.9	0
Individual mats		3069-4A	06/83	108.5	108.5	108.5	.6	0
Automotive		3069-423	12/83	110.5	110.5	110.5	.8	0
Rubber druggist and medical sundries including household gloves		3069-7	06/83	112.1	112.1	113.0	3.0	.8
Gloves		3069-7A						
Surgical		3069-761	12/88	92.8	93.0	93.1	1.7	.1
Other rubber druggist and medical sundries		3069-778	06/83	113.9	113.9	115.6	2.4	1.5
Reclaimed rubber		3069-8	06/83	92.7	92.8	92.8	.2	0
Ground vulcanized rubber		3069-813	12/88	101.1	101.4	101.4	.4	0
Compounds or mixtures for sale or interplant transfer		3069-9	06/83	106.0	108.5	108.5	3.5	0
Secondary products and miscellaneous receipts		3069-SM						
Miscellaneous receipts		3069-M	06/83	109.6	109.6	109.6	(3)	0
Secondary products		3069-S	06/83	117.8	118.3	118.2	1.7	-.1
Other secondary products		3069-SSS	06/83	114.1	114.5	114.5	1.7	0
Miscellaneous plastic products	307		12/82	119.1	118.1	118.3	.3	.2
Miscellaneous plastic products	3079		12/82	119.1	118.1	118.3	.3	.2

See footnotes at end of table.

Digitized for FRASER
http://fraser.stlouisfed.org/
Federal Reserve Bank of St. Louis

Table 5. Producer price indexes for the net output of selected industries and their products—Continued

Industry and product[1]	Industry code	Product code	Index base	Index			Unadjusted percent change to Sep. 1990 from —	
				May 1990[2]	Aug. 1990[2]	Sep. 1990[2]	Sep. 1989	Aug. 1990
Miscellaneous plastic products—Continued								
Primary products		3079-P	12/82	118.9	118.4	118.6	0.4	0.2
Plastic film and sheet, unsupported		3079-2	12/82	113.7	112.5	112.7	-1.1	.2
Packaging		3079-201	06/87	111.7	110.6	110.8	-1.0	.2
Building and construction		3079-202	06/87	110.9	110.7	110.7	-.1	0
Other		3079-207	06/87	111.9	110.1	110.1	-2.0	0
Plastic piping		3079-4	12/82	105.7	102.2	108.0	-3.2	5.7
Water		3079-424	06/87	97.3	95.0	98.1	-5.0	3.3
Plastic bottles		3079-5	12/82	118.8	116.1	116.1	-4.1	0
Plastic foam products		3079-7	06/87	107.6	106.5	106.6	-.1	.1
Transportation		3079-741	12/82	106.9	106.9	106.7	3.3	-.2
Packaging		3079-742	12/82	103.0	102.4	102.6	-.6	.2
Building and construction		3079-744	01/83	130.1	(3)	119.4	2.8	(3)
Furniture and furnishings		3079-745	12/82	114.9	115.5	115.5	-.9	0
Consumer and institutional		3079-746	12/82	114.7	114.5	114.4	5.0	-.1
Molded plastic products, n. e. c		3079-J	06/87	113.4	114.3	114.2	1.9	-.1
Injection molded		3079-J61	06/87	113.5	113.6	113.6	1.5	0
Compression/transfer molded		3079-J62	06/87	112.8	121.8	121.9	8.5	.1
Cast		3079-J65	06/87	110.1	110.1	110.1	.6	0
Other		3079-J66	06/87	118.5	119.0	118.6	.3	-.3
Miscellaneous nonmolded plastic products, n. e. c		3079-K	06/87	114.7	114.0	114.2	1.4	.2
Unsupported rods, tubes, and other shapes		3079-K81	12/82	134.1	133.1	133.1	-1.1	0
Plastic shoe products		3079-K88	06/84	118.6	118.6	118.6	5.2	0
Laminates		3079-K91	12/82	118.3	118.3	118.3	.5	0
Other laminates		3079-K9102	06/87	135.6	135.6	135.6	4.6	0
Electrical and electronic		3079-K93	12/82	112.9	112.5	114.0	1.3	1.3
Building and construction		3079-K94	06/87	122.6	122.6	122.6	.5	0
Other		3079-K99	06/87	114.1	112.9	113.2	3.3	.3
Secondary products and miscellaneous receipts		3079-SM						
Miscellaneous receipts		3079-M	12/82	128.7	123.8	123.8	-1.2	0
Resales		3079-Z89	12/82	133.4	126.7	126.7	-1.6	0
Secondary products		3079-S	12/82	117.7	111.4	111.8	-.7	.4
Leather and leather products	31		12/84	123.0	123.0	123.3	3.3	.2
Leather tanning and finishing	311		06/81	171.4	167.9	167.9	2.6	0
Leather tanning and finishing	3111		06/81	171.4	167.9	167.9	2.6	.0
Primary products		3111-P	06/81	171.7	168.6	168.3	3.0	-.2
Finished cattle and kip leather		3111-1	06/81	174.1	170.6	171.7	2.7	.6
Grains, except offal and welting leather		3111-1A	06/81	176.5	172.6	173.8	2.5	.7
Bag, case, and strap leather		3111-134	06/81	221.5	222.0	227.1	10.2	2.3
Upholstery leather		3111-135	06/81	204.9	208.0	209.1	6.6	.5
Upper leather, including patent		3111-137	06/81	162.1	157.1	158.3	.8	.8
Dress and casual shoe, including all patent		3111-13711	06/81	162.4	158.3	159.3	2.2	.6
Other upper leather		3111-13712	06/81	(3)	150.7	153.1	-6.2	1.6
Garment leather		3111-142	06/81	163.3	160.6	160.8	1.4	.1
Other grains		3111-147	06/81	222.3	218.7	216.6	3.1	-1.0
Finished sheep and lamb leather		3111-3	06/81	182.4	184.4	184.1	-.9	-.2
Garment leather		3111-331	06/81	176.3	179.5	179.0	-1.4	-.3
Other finished leather, n.e.c.		3111-4	06/81	122.8	121.5	121.8	.9	.2
Rough, crust, and wet blue not finished in the same establishment		3111-5	06/81	193.0	181.4	177.5	5.8	-2.1
Rough, crust, and other semifinished leather		3111-513	06/81	182.0	171.2	169.3	2.5	-1.1
Receipts for contract tanning done for others on their materials		3111-9	06/81	135.9	139.2	134.8	5.1	-3.2
Boot and shoe cut stock and findings	313		12/84	119.5	120.2	120.2	2.5	0
Boot and shoe cut stock and findings	3131		12/84	119.5	120.2	120.2	2.5	0
Primary products		3131-P	12/84	121.4	122.1	122.1	2.6	0
Outer soles and innersoles of leather		3131-116	12/84	131.6	131.9	131.9	4.3	0
Other leather cut stock		3131-131	12/84	123.0	123.9	123.9	1.5	0
Non-leather stock and findings incl. heels		3131-191	12/84	116.2	117.1	117.1	2.7	0
Secondary products and miscellaneous receipts		3131-SM						
Secondary products		3131-S	12/84	104.3	105.7	105.7	1.7	0
Footwear, except rubber	314		12/84	122.3	122.2	122.8	3.4	.5
House slippers	3142		06/85	126.3	121.5	129.1	.7	6.3
Primary products		3142-P	06/85	127.2	124.1	132.5	2.5	6.8
House slippers, except slipper socks		3142-1	06/85	127.5	124.2	132.6	2.3	6.8
Leather house slippers		3142-111	06/85	155.2	155.5	155.5	5.9	0
Men's		3142-11133	06/85	152.0	(3)	152.4	8.2	(3)
Women's		3142-11144	06/85	164.8	164.8	164.8	1.0	0
House slippers, except leather		3142-122	06/85	114.4	109.4	121.9	.3	11.4
Men's		3142-12233	07/85	(3)	(3)	98.5	(3)	(3)
Women's		3142-12244	06/85	115.0	109.7	123.0	.5	12.1
Men's footwear	3143		12/80	142.0	142.1	142.6	4.0	.4
Primary products		3143-P	12/80	142.1	142.1	142.3	3.9	.1
Men's leather upper footwear		3143-1	12/80	144.6	144.6	144.8	4.1	.1

See footnotes at end of table.

Digitized for FRASER
http://fraser.stlouisfed.org/
Federal Reserve Bank of St. Louis

Table 5. Producer price indexes for the net output of selected industries and their products—Continued

Industry and product[1]	Industry code	Product code	Index base	Index May 1990[2]	Index Aug. 1990[2]	Index Sep. 1990[2]	Unadjusted percent change to Sep. 1990 from — Sep. 1989	Unadjusted percent change to Sep. 1990 from — Aug. 1990
Men's footwear—Continued								
Men's leather upper dress and casual shoes		3143-111	12/80	143.6	142.1	142.8	3.6	0.5
Men's leather upper boots		3143-112	12/80	142.0	142.5	142.2	6.1	-.2
Men's leather upper work shoes or boots		3143-113	12/80	150.7	152.5	152.5	3.5	0
Men's plastic upper footwear		3143-2	12/80	119.6	120.1	120.1	1.4	0
Men's plastic upper boots		3143-217	02/85	122.3	123.8	123.8	2.9	0
Men's other upper footwear		3143-3	03/81	119.2	119.2	119.9	-1.1	.6
Secondary products and miscellaneous receipts		3143-SM						
Resales		3143-Z89	11/83	109.4	110.8	113.6	9.3	2.5
Secondary products		3143-S	12/80	142.9	143.1	143.7	2.0	.4
Women's footwear	3144		12/80	117.5	117.3	117.3	2.7	0
Primary products		3144-P	12/80	116.1	115.9	116.0	3.2	.1
Women's leather upper footwear		3144-1	12/80	117.5	117.6	117.8	3.0	.2
Women's leather upper dress shoes		3144-111	12/80	120.9	120.9	121.2	5.5	.2
Women's leather upper casual shoes		3144-112	12/80	129.2	129.7	129.7	1.1	0
Women's plastic upper footwear		3144-2	12/80	112.1	111.1	111.2	3.0	.1
Women's plastic upper dress shoes		3144-216	12/80	108.8	106.8	106.5	-.1	-.3
Women's plastic upper casual shoes		3144-217	12/80	118.1	117.9	117.9	5.6	0
Women's other upper footwear		3144-3	12/80	122.1	123.2	122.5	5.4	-.6
Women's other upper casual shoes		3144-323	12/80	116.6	119.2	117.5	2.6	-1.4
Secondary products and miscellaneous receipts		3144-SM						
Resales		3144-Z89	12/80	123.9	123.9	114.9	-7.1	-7.3
Secondary products		3144-S	12/80	145.6	146.3	146.5	-1.9	.1
Footwear, except rubber, n.e.c.	3149		12/79	137.0	138.3	138.3	4.0	0
Primary products		3149-P	12/79	137.1	138.9	138.8	2.3	-.1
Youths' and boys' footwear		3149-1	12/79	145.3	145.3	145.3	.6	0
Misses' footwear		3149-2	12/79	113.7	117.2	117.2	-.1	0
Misses' leather upper footwear		3149-215	12/79	119.3	119.3	119.3	-4.7	0
Children's footwear		3149-3	12/79	145.1	149.2	149.2	6.0	0
Children's leather upper footwear		3149-318	12/79	150.8	155.0	155.0	7.1	0
Infants' and babies' footwear		3149-4	12/79	145.0	147.5	147.0	3.6	-.3
Infants' and babies' leather upper footwear		3149-421	12/79	148.2	151.5	150.6	4.4	-.6
Infants' and babies' nonleather upper footwear		3149-422	05/80	132.5	132.5	133.2	.5	.5
Secondary products and miscellaneous receipts		3149-SM						
Secondary products		3149-S	12/79	141.0	141.4	141.8	2.6	.3
Men's footwear		3143-S	12/80	119.0	120.0	120.0	5.4	0
Leather gloves and mittens	315		06/85	118.0	118.1	118.4	5.0	.3
Leather gloves and mittens	3151		06/85	118.0	118.1	118.4	5.0	.3
Primary products		3151-P	06/85	122.3	122.5	122.6	4.1	.1
All leather dress and semidress gloves and mittens		3151-2	06/85	123.0	123.0	123.0	4.9	0
All leather work gloves and mittens		3151-7	06/85	122.1	122.4	122.4	3.8	0
All grain, excluding welders		3151-781	06/85	123.0	123.1	123.3	3.2	.2
All split, excluding welders		3151-783	06/85	125.9	126.0	126.0	10.2	0
Leather, except all grain and all split, including welders		3151-789	06/85	116.7	117.6	117.3	.5	-.3
Secondary products and miscellaneous receipts		3151-SM						
Miscellaneous receipts		3151-M						
Secondary products		3151-S	06/85	108.5	108.7	109.4	1.3	.6
Luggage	316		12/84	115.2	115.9	114.2	2.4	-1.5
Luggage	3161		12/84	115.2	115.9	114.2	2.4	-1.5
Primary products		3161-P	12/84	116.1	117.0	114.8	2.6	-1.9
Hand luggage		3161-1	12/84	112.4	113.6	110.1	1.5	-3.1
Hand luggage, all types except zippered		3161-113	12/84	136.1	141.7	143.1	13.4	1.0
Framed, lock construction		3161-11335	12/84	136.9	140.2	135.0	.8	-3.7
Zippered hand luggage		3161-114	12/84	129.5	127.4	118.8	-6.8	-6.8
Luggage other than hand luggage		3161-2	12/84	123.8	124.4	124.5	4.6	.1
Occupational luggage cases, sample, binocular, and camera cases		3161-253	12/84	137.5	140.3	140.3	17.0	0
Trunks, hand trunks and lockers		3161-263	12/84	(3)	(3)	132.8	(3)	(3)
Briefcases and bags, school bags, envelopes, catalog cases, and zippered ring binders		3161-273	12/84	129.8	130.1	130.1	-.2	0
Musical instrument cases		3161-281	12/84	115.2	(3)	(3)	(3)	(3)
Attache cases		3161-284	12/84	121.1	121.1	121.1	0	0
Other luggage, including non-canvas knapsacks		3161-298	12/84	107.6	107.6	108.3	2.3	.7
Secondary products and miscellaneous receipts		3161-SM						
Miscellaneous receipts		3161-M	12/84	113.9	111.1	111.1	-1.9	0
Resales		3161-Z89	12/84	113.9	111.1	(3)	(3)	(3)
Secondary products		3161-S	12/84	103.1	107.2	107.2	5.0	0
Handbags and other personal leather goods	317		12/84	117.6	118.9	119.0	3.8	.1
Women's and children's handbags and purses	3171		06/82	126.7	127.9	127.9	3.9	0
Primary products		3171-P	06/82	126.5	128.0	128.0	4.4	0
Women's and children's handbags and purses		3171-5	06/82	126.5	128.0	128.0	4.4	0
All or chiefly leather		3171-511	06/82	135.6	138.4	138.5	4.6	.1
All or chiefly plastic		3171-551	06/82	122.6	122.6	122.6	3.6	0

See footnotes at end of table.

Digitized for FRASER
http://fraser.stlouisfed.org/
Federal Reserve Bank of St. Louis

Table 5. Producer price indexes for the net output of selected industries and their products—Continued

Industry and product[1]	Industry code	Product code	Index base	Index			Unadjusted percent change to Sep. 1990 from —	
				May 1990[2]	Aug. 1990[2]	Sep. 1990[2]	Sep. 1989	Aug. 1990
Women's and children's handbags and purses—Continued								
Other materials, except precious metals		3171-571	06/82	121.2	121.2	121.2	5.4	0
Secondary products and miscellaneous receipts		3171-SM						
Secondary products		3171-S	06/82	128.4	128.2	128.2	1.7	0
Personal leather goods, except women's handbags and purses	3172		06/82	126.8	128.5	128.9	3.9	.3
Primary products		3172-P	06/82	128.1	130.2	130.6	4.6	.3
Personal leather goods, except women's handbags and purses		3172-5	06/82	127.9	130.1	130.5	4.6	.3
Billfolds, wallets, French purses and clutches		3172-5A	06/82	129.4	133.1	133.4	4.6	.2
Billfolds, wallets, French purses and clutches, leather		3172-511	06/82	129.6	130.9	131.3	6.3	.3
Billfolds and wallets		3172-51111	06/82	126.8	129.0	128.9	2.5	-.1
Clutches		3172-51133	06/82	134.3	135.3	136.9	10.0	1.2
Other personal goods, leather		3172-596	06/89	102.7	103.0	103.0	(3)	0
Other personal goods, except leather		3172-597	06/82	127.8	127.8	129.2	7.0	1.1
Secondary products and miscellaneous receipts		3172-SM						
Secondary products		3172-S	06/82	115.5	116.3	116.3	2.3	0
Leather goods, n.e.c.	319		06/85	121.7	122.9	122.9	3.4	0
Leather goods, n.e.c.	3199		06/85	121.7	122.9	122.9	3.4	0
Primary products		3199-P	06/85	120.0	121.4	121.4	4.0	0
Saddlery and harness and accouterments		3199-131	06/85	121.0	(3)	124.7	6.3	(3)
Industrial leather belting/industrial leather products		3199-191	06/85	135.6	135.6	135.6	.5	0
Industrial leather belting		3199-19111	06/85	181.0	(3)	181.0	(3)	(3)
Industrial leather products		3199-19112	06/85	116.2	116.2	116.2	-.2	0
Dog collars, leashes and other household pet accessories made of leather/leather-like material		3199-196	06/85	107.3	108.9	108.9	5.2	0
Other leather/leather-like goods		3199-197	06/85	116.0	117.0	117.1	5.8	.1
Secondary products and miscellaneous receipts		3199-SM						
Secondary products		3199-S	06/85	113.1	115.1	116.6	6.1	1.3
Stone, clay, glass, and concrete products	32		12/84	110.0	110.3	110.4	1.9	.1
Flat glass	321		12/80	109.5	109.3	108.3	-2.4	-.9
Flat glass	3211		12/80	109.5	109.3	108.3	-2.4	-.9
Primary products		3211-P	12/80	110.0	109.9	108.9	-1.9	-.9
Other flat glass, made from glass produced in the same establishment		3211-4	12/80	106.7	106.7	106.8	0	.1
Sheet(window), plate and float glass		3211-5	12/80	105.9	106.2	106.2	-3.1	0
Over .244 inch		3211-516	12/80	113.8	114.2	113.1	-3.8	-1.0
Glass and glassware, pressed or blown	322		12/84	115.0	115.1	115.3	4.1	.2
Glass containers	3221		06/82	118.6	118.9	119.1	4.5	.2
Primary products		3221-P	06/82	118.9	119.1	119.4	4.5	.3
Glass containers for domestic consumption		3221-1	06/82	118.9	119.1	119.4	4.5	.3
Narrow neck containers		3221-11	06/82	118.9	119.2	119.2	4.8	0
Food		3221-111	06/82	110.8	112.4	112.4	3.9	0
Non-alcoholic beverage		3221-115	06/82	116.4	116.4	116.4	5.2	0
Non-refillable		3221-1155	06/82	116.9	116.9	116.9	5.2	0
Beer		3221-116	06/82	124.1	124.1	124.1	4.7	0
Non-refillable		3221-1166	06/82	125.2	125.2	125.2	4.8	0
Liquor		3221-117	06/82	116.3	(3)	116.7	4.5	(3)
Wine		3221-119	06/82	125.1	(3)	125.1	6.0	(3)
Wide mouth containers		3221-13						
Food		3221-131	06/82	119.3	119.6	120.8	3.5	1.0
Pressed and blown glass, n.e.c.	3229		06/83	121.6	121.2	121.4	3.2	.2
Primary products		3229-P	06/83	122.6	122.2	122.4	3.5	.2
Table, kitchen, art, and novelty glassware		3229-1	06/83	128.3	128.3	128.5	8.5	.2
Machine made table, kitchen, art, and novelty glassware		3229-12	06/83	127.0	(3)	(3)	(3)	(3)
Ornamental, decorative, and novelty glassware and smokers' accessories		3229-128	06/83	128.8	(3)	(3)	(3)	(3)
Handmade table, kitchen, art, and novelty glassware		3229-13	06/83	145.4	145.5	145.7	6.7	.1
Stemware		3229-132	06/83	164.3	164.3	164.3	8.0	0
Tableware		3229-133	06/83	125.6	125.6	125.6	4.3	0
Other handmade, including ornamental, decorative, novelty and smokers' accessories		3229-138	06/83	130.3	130.6	131.5	3.9	.7
Lighting and electronic glassware		3229-2	06/83	116.0	116.1	116.4	4.6	.3
Bowls and enclosing globes and other glass parts for interior lighting		3229-237	06/83	133.8	133.8	134.4	5.4	.4
Glass fiber-textile type		3229-3	06/83	114.9	113.4	113.4	-5.3	0
Other pressed and blown glassware		3229-4	06/83	133.0	133.0	133.0	2.8	0
Industrial and technical glassware		3229-425	06/83	131.5	131.5	131.5	-1.6	0
Other glassware		3229-429	06/83	104.9	(3)	(3)	(3)	(3)
Secondary products and miscellaneous receipts		3229-SM						
Secondary products		3229-S	06/83	105.1	105.1	105.1	0	0
Products of purchased glass	323		06/83	117.4	116.7	116.5	-1.1	-.2

See footnotes at end of table.

Digitized for FRASER
http://fraser.stlouisfed.org/
Federal Reserve Bank of St. Louis

Table 5. Producer price indexes for the net output of selected industries and their products—Continued

Industry and product[1]	Industry code	Product code	Index base	Index			Unadjusted percent change to Sep. 1990 from —	
				May 1990[2]	Aug. 1990[2]	Sep. 1990[2]	Sep. 1989	Aug. 1990
Products of purchased glass	3231		06/83	117.4	116.7	116.5	-1.1	-0.2
Primary products		3231-P	06/83	117.5	116.7	116.5	-1.4	-.2
Laminated glass, including plate, float, and sheet		3231-3	06/83	103.8	104.3	104.4	-1.6	.1
For construction and architectural uses		3231-321	06/87	88.2	87.7	87.7	-10.4	0
For automotive uses		3231-341	06/87	105.4	106.1	106.3	.2	.2
OEM		3231-34101	06/87	103.0	103.0	103.2	.2	.2
Replacement		3231-34102	06/87	112.7	115.6	115.6	.3	0
Mirrors, plate and float (decorated or undecorated)		3231-5	06/83	125.4	125.2	125.2	1.8	0
Framed mirrors		3231-521	06/83	138.1	138.1	138.1	5.9	0
Unframed mirrors		3231-541	06/83	120.4	120.0	120.0	0	0
Automotive mirrors		3231-571	06/83	116.6	116.6	116.7	-1.3	.1
Pressed and blown glassware, made from glass purchased or transferred from other establishments		3231-7	06/83	120.0	119.2	119.7	-2.4	.4
Consumer glassware		3231-711	06/83	114.9	(3)	114.9	-11.3	(3)
Machine made		3231-71103	06/87	99.7	(3)	99.7	(3)	(3)
Other glassware, including scientific, laboratory, industrial, etc.		3231-751	06/83	131.1	129.8	129.8	7.3	0
Other glass products, made from glass purchased or transferred from other establishments		3231-8	06/83	116.5	115.3	114.5	-2.1	-.7
Stained, leaded, and faceted glass and colored glass slabs		3231-821	06/83	107.2	107.2	(3)	(3)	(3)
Multiple-glazed, sealed insulating glass units		3231-871	06/83	111.1	110.8	111.0	-2.6	.2
Tempered glass		3231-88	06/87	104.5	102.7	101.5	-2.7	-1.2
For automotive use		3231-881	06/83	124.7	124.9	123.6	.7	-1.0
OEM		3231-88104	06/87	105.6	105.3	104.2	.4	-1.0
For construction and architectural use		3231-883	06/83	101.1	96.3	94.5	-8.0	-1.9
For other uses		3231-889	06/83	127.6	127.6	127.6	.5	0
Other flat glass products		3231-898	06/83	121.8	121.8	121.8	.2	0
Secondary products and miscellaneous receipts		3231-SM						
Miscellaneous receipts		3231-M	12/83	104.1	104.1	(3)	(3)	(3)
Secondary products		3231-S	06/83	120.8	119.7	119.9	2.4	.2
Hydraulic cement	324		06/82	102.5	102.5	103.7	2.1	1.2
Hydraulic cement	3241		06/82	102.5	102.5	103.7	2.1	1.2
Primary products		3241-P	06/82	102.4	102.4	103.6	2.1	1.2
Cement, including portland cements and other cements (masonry, lime, etc.)		3241-3	06/89	101.2	101.2	102.4	2.0	1.2
Northeast region		3241-322	06/89	94.8	93.8	94.0	-4.8	.2
North Central region		3241-323	06/89	100.4	100.2	100.2	.9	0
East North Central division, including portland cements and other cements (masonry, lime, etc.		3241-3231	06/89	101.2	100.3	100.4	1.6	.1
West North Central division, including portland cements and other cements (masonry, lime, etc.		3241-3232	06/89	99.2	100.0	100.0	.2	0
South region		3241-324	06/89	103.0	103.5	106.4	4.8	2.8
South Atlantic division, including portland cements and other cements (masonry, lime, etc.)		3241-3241	06/89	99.6	98.6	101.8	1.7	3.2
East South Central division, including portland cments and other cements (masonry, etc.)		3241-3242	06/89	101.1	100.9	100.7	.8	-.2
West South Central division, including portland cements and other cements (masonry, lime, etc.		3241-3243	06/89	106.9	109.1	113.7	9.7	4.2
West region		3241-325	06/89	102.3	102.1	102.4	1.9	.3
Structural clay products	325		12/84	113.7	114.5	114.5	2.0	0
Brick and structural clay tile	3251		12/84	112.9	112.9	113.0	1.3	.1
Primary products		3251-P	12/84	115.3	115.3	115.4	3.0	.1
Brick, except ceramic glazed and refractory		3251-1	12/84	115.3	115.3	115.4	3.0	.1
Building or common, and face brick		3251-111	12/84	115.3	115.3	115.4	2.9	.1
Building or common brick		3251-11101	12/84	124.6	124.6	124.6	2.2	0
Face brick		3251-11102	12/84	112.9	112.9	113.1	3.2	.2
Other brick (paving, floor, and sewer)		3251-119	12/84	112.5	113.8	112.5	3.7	-1.1
Secondary products and miscellaneous receipts		3251-SM						
Ceramic wall and floor tile	3253		06/85	111.3	113.0	113.1	1.0	.1
Primary products		3253-P	06/85	112.7	114.6	114.6	1.0	0
Ceramic mosaic		3253-11	06/85	116.7	115.9	117.3	.6	1.2
Unglazed		3253-112	06/85	116.7	115.9	117.3	.6	1.2
Quarry tile		3253-12	06/85	108.6	110.2	108.8	.9	-1.3
Unglazed		3253-122	06/85	108.9	110.8	109.2	1.0	-1.4
Glazed wall tile		3253-131	06/85	114.9	117.3	117.5	1.1	.2
Other tile incl. paver, special purpose, decorative thin wall, etc.		3253-14	06/85	95.2	97.3	97.6	1.2	.3
Glazed		3253-141	06/85	95.0	97.0	97.4	1.2	.4
Clay refractories	3255		12/85	111.2	112.0	112.0	3.6	0
Primary products		3255-P	12/85	110.1	111.1	111.1	3.1	0
Bricks and shapes		3255-1	12/85	111.2	111.7	111.7	2.4	0
Fireclay (including semisilica) brick and clay except superduty		3255-111	12/85	107.1	106.3	102.1	-2.0	-4.0
High alumina inc. high alumina ladle brick, 50% alumina and over		3255-113	12/85	113.0	113.0	113.0	2.7	0
Insulating firebrick and shapes		3255-116	12/85	120.3	121.6	(3)	(3)	(3)
Clay kiln furniture, radiant heater elements, potters' supplies & oth. misc. shaped items		3255-117	12/85	117.9	119.0	118.9	1.8	-.1

See footnotes at end of table.

Digitized for FRASER
http://fraser.stlouisfed.org/
Federal Reserve Bank of St. Louis

Table 5. Producer price indexes for the net output of selected industries and their products—Continued

Industry and product[1]	Industry code	Product code	Index base	Index			Unadjusted percent change to Sep. 1990 from —	
				May 1990[2]	Aug. 1990[2]	Sep. 1990[2]	Sep. 1989	Aug. 1990
Clay refractories—Continued								
Unshaped clay refractories		3255-2	12/85	111.3	113.2	113.2	5.5	0
Refractory bonding mortars, wet and dry, less than 50% alumina		3255-211	12/85	104.7	106.5	106.5	3.8	0
Plastic refractories and ramming mixes, less than 50% alumina		3255-213	12/85	109.7	109.9	109.9	7.3	0
High alumina plastic refractories and rammimg mixes, 50% alumina and over		3255-214	12/85	116.7	116.7	116.7	3.4	0
Castable refractories (hydraulic setting)		3255-3	12/85	105.1	107.3	107.3	3.0	0
Castable refractories, less than 50% alumina		3255-311	12/85	103.9	107.1	107.1	5.1	0
High alumina castable refractories		3255-312	12/85	104.9	104.9	104.9	.3	0
Insulating castables (density up to 105 lbs./cu.ft.) and insulating gunning mixes		3255-313	12/85	108.0	113.3	113.3	5.6	0
Secondary products and miscellaneous receipts		3255-SM						
Secondary products		3255-S	12/85	115.1	115.1	115.1	4.2	0
Structural clay products, n.e.c.	3259		12/85	110.9	110.9	110.9	.9	0
Primary products		3259-P	12/85	112.6	112.6	112.6	1.1	0
Vitrified clay sewer pipe and fittings		3259-1	12/85	115.3	115.3	115.3	.3	0
Other structural clay products, n.e.c.		3259-2	12/85	106.5	106.5	106.5	2.7	0
Other structural clay products incl. terra cotta, drain and flue tile, conduit and adobe		3259-298	12/85	108.0	108.0	108.0	.7	0
Pottery and related products	326		12/84	117.2	117.4	117.6	3.3	.2
Vitreous plumbing fixtures	3261		06/85	112.0	112.2	112.0	1.9	-.2
Primary products		3261-P	06/85	109.6	109.9	109.7	1.8	-.2
Lavatories, china and earthenware		3261-111	06/85	108.5	111.3	108.6	-.1	-2.4
Water closet bowls		3261-121	06/85	111.0	110.9	111.3	2.8	.4
Siphon jet		3261-12101	06/85	112.9	112.8	113.2	2.4	.4
Flush tanks		3261-131	06/85	108.9	107.6	108.2	1.6	.6
Other china plumbing fixtures incl. other w.c. bowls, bidets, drinking fountains, sinks, etc.		3261-151	06/85	111.8	113.0	113.1	5.3	.1
China and earthenware plumbing fixture accessories and fittings		3261-2	06/85	109.5	112.4	112.4	2.6	0
China and earthenware plumbing fixture accessories and fittings		3261-211	06/85	109.5	112.4	112.4	2.6	0
Secondary products and miscellaneous receipts		3261-SM						
Secondary products		3261-S	06/85	124.2	124.2	124.2	2.6	0
Vitreous china food utensils	3262		12/83	129.0	129.1	129.1	4.3	0
Primary products		3262-P	12/83	128.2	128.3	128.3	4.2	0
Vitreous china and porcelain table and kitchen utensils		3262-1						
Tableware (for serving food and drink)		3262-11	12/83	128.2	128.3	128.3	4.2	0
Hotel or commercial tableware		3262-118	12/83	120.0	120.1	120.1	2.6	0
Secondary products and miscellaneous receipts		3262-SM						
Porcelain electrical supplies	3264		12/85	111.9	112.3	113.2	3.0	.8
Primary products		3264-P	12/85	111.2	111.7	112.5	3.4	.7
Porcelain, steatite and other ceramic electrical products		3264-1	12/85	111.2	111.7	112.5	3.4	.7
All other, including guy strain insulators and spools		3264-117	12/85	104.8	104.9	104.9	1.4	0
Dry process electrical porcelain incl. parts for radio sets, spark plugs, cleats, etc.		3264-129	12/85	108.8	(3)	111.3	2.7	(3)
Steatite electrical products		3264-141	12/85	106.8	106.8	107.4	3.5	.6
Beryllia, titanate, and other ceramic electrical products n.e.c.		3264-198	12/85	112.0	(3)	(3)	(3)	(3)
Secondary products and miscellaneous receipts		3264-SM						
Secondary products		3264-S	12/85	118.2	118.2	119.8	2.4	1.4
Pottery products, n.e.c., including fine earthenware food utensils	3268		12/83	123.3	123.2	123.4	4.6	.2
Primary products		3268-P	12/83	125.7	125.6	125.8	4.9	.2
Art, decorative and novelty pottery		3268-1	12/83	119.0	118.9	119.0	-1.7	.1
China and porcelain		3268-111	12/83	122.6	122.6	122.6	-4.7	0
Earthenware and stoneware		3268-131	12/83	116.1	116.1	116.1	.8	0
Stoneware and fine earthenware food utensils, household and commercial		3268-2	12/83	121.2	120.9	121.4	6.5	.4
Tableware		3268-211	12/83	112.2	111.7	112.2	5.9	.4
Kitchenware		3268-212	12/83	136.0	136.0	136.7	7.3	.5
Other pottery products, n.e.c.		3268-3	12/83	147.5	147.5	147.5	14.5	0
All other pottery products, incl. chemical stoneware & porcelain, n.e.c.		3268-315	12/83	149.2	149.2	149.2	12.4	0
Secondary products and miscellaneous receipts		3268-SM	12/83	(3)	(3)	(3)	(3)	(3)
Concrete, gypsum, and plaster products	327		12/84	105.9	106.1	106.4	1.5	.3
Concrete block and brick	3271		06/81	125.3	125.5	125.8	1.5	.2
Primary products		3271-P	06/81	129.1	129.1	129.6	1.9	.4
Concrete block and concrete brick		3271-1	06/81	129.1	129.1	129.6	1.9	.4
Concrete block: light, medium, and normal (excluding decorative and paving)		3271-11	06/81	129.8	130.0	130.6	2.0	.5
concrete block and brick, except decorative and paving		3271-111	06/81	128.9	129.5	130.5	2.7	.8
North Atlantic lightweight block		3271-11101	12/87	102.1	101.5	104.6	2.1	3.1
North Central lightweight block		3271-11102	12/87	106.5	106.5	106.5	3.2	0
South Atlantic lightweight block		3271-11103	12/87	102.3	103.6	103.7	2.3	.1
South Central lightweight block		3271-11104	12/87	102.0	103.8	104.4	3.3	.6

See footnotes at end of table.

Digitized for FRASER
http://fraser.stlouisfed.org/
Federal Reserve Bank of St. Louis

Table 5. Producer price indexes for the net output of selected industries and their products—Continued

Industry and product[1]	Industry code	Product code	Index base	Index			Unadjusted percent change to Sep. 1990 from —	
				May 1990[2]	Aug. 1990[2]	Sep. 1990[2]	Sep. 1989	Aug. 1990
Concrete block and brick—Continued								
Western lightweight block		3271-11105	12/87	105.7	106.8	106.8	2.7	0
Medium weight concrete block, from 105 lbs. but < 125 lbs./cf dry weight		3271-115	06/81	130.6	130.0	130.3	.3	.2
North Atlantic medium weight block		3271-11501	12/87	105.7	104.7	104.7	-.8	0
North Central medium weight block		3271-11502	12/87	102.4	102.4	102.4	1.0	0
South Atlantic medium weight block		3271-11503	12/87	100.3	99.2	100.4	-.7	1.2
Western medium weight block		3271-11505	12/87	104.2	104.3	104.3	2.5	0
Normal weight concrete block, 125 lbs. or more/cf dry weight		3271-117	06/81	130.9	130.8	130.9	1.8	.1
North Atlantic normal weight block		3271-11701	12/87	106.6	106.1	106.2	1.0	.1
North Central normal weight block		3271-11702	12/87	104.7	105.3	105.3	2.7	0
South Atlantic normal weight block		3271-11703	12/87	118.5	117.8	117.8	2.1	0
South Central normal weight block		3271-11704	12/87	102.8	102.9	102.9	.6	0
Western normal weight block		3271-11705	12/87	102.3	102.8	102.8	2.1	0
Decorative block (such as screen block, split block, slump block, shadowal block, etc.)		3271-121	06/81	123.8	123.8	123.8	3.9	0
Concrete brick		3271-151	06/81	118.3	116.9	116.9	-2.4	0
Paving blocks		3271-161	06/81	122.2	122.2	122.2	0	0
Secondary products and miscellaneous receipts		3271-SM						
Miscellaneous receipts		3271-M	06/81	107.2	107.5	107.5	-1.2	0
Contract work and other miscellaneous receipts		3271-XY9	06/81	119.9	122.7	122.7	2.3	0
Resales		3271-Z89	06/81	106.5	106.6	106.6	-1.5	0
Secondary products		3271-S	06/81	135.1	136.6	136.6	3.5	0
Concrete products	3272		12/79	127.6	128.2	128.5	2.3	.2
Primary products		3272-P	12/79	125.5	126.1	126.4	1.7	.2
Concrete pipe		3272-1	12/79	115.3	116.7	116.7	1.6	0
Culvert and storm sewer pipe		3272-16	12/80	101.0	103.5	105.6	5.4	2.0
Reinforced		3272-161	12/79	109.5	112.4	114.5	5.3	1.9
Sanitary sewer pipe		3272-17						
Reinforced		3272-171	12/79	130.5	130.5	123.6	-5.3	-5.3
Precast concrete products		3272-2	12/79	139.9	140.3	141.2	3.1	.6
Slabs and tile		3272-213	07/85	117.6	(3)	(3)	(3)	(3)
Wall panels		3272-223	11/84	109.8	109.8	109.8	4.0	0
Burial vaults and boxes		3272-234	12/79	146.3	146.3	146.3	2.8	0
Concrete septic tanks		3272-261	12/79	151.9	155.2	155.3	7.5	.1
Other precast concrete products		3272-281	12/79	135.0	135.7	138.1	2.6	1.8
Prestressed concrete products, excluding pipe		3272-3	12/79	117.5	117.6	117.6	-.3	0
Solid and hollow cored panels		3272-331	12/79	139.5	139.7	139.7	.2	0
Secondary products and miscellaneous receipts		3272-SM						
Secondary products		3272-S	12/79	156.5	156.5	156.5	0	0
Ready-mixed concrete	3273		06/81	113.8	114.5	114.8	2.4	.3
Primary products		3273-P	06/81	112.3	113.1	113.3	2.3	.2
Ready-mixed concrete		3273-111	06/81	112.3	113.1	113.3	2.3	.2
Northeast region ready-mixed concrete		3273-111A	12/87	100.5	100.5	100.9	.3	.4
New England ready-mixed concrete		3273-11101	12/87	101.3	101.3	102.3	0	1.0
Mid Atlantic ready-mixed concrete		3273-11102	12/87	100.1	100.1	100.2	.5	.1
North Central region ready-mixed concrete		3273-111B	12/87	101.8	101.7	101.7	.5	0
East North Central ready-mixed concrete		3273-11103	12/87	103.6	103.3	103.3	1.0	0
West North Central ready-mixed concrete		3273-11104	12/87	98.9	98.9	98.9	-.5	0
Southern region ready-mixed concrete		3273-111C	12/87	106.4	107.7	108.2	3.5	.5
South Atlantic ready-mixed concrete		3273-11105	12/87	109.4	109.3	109.3	.1	0
West South Central ready-mixed concrete		3273-11106	12/87	104.5	106.9	108.0	6.9	1.0
East South Central ready-mixed concrete		3273-11107	12/87	103.5	104.9	105.0	3.3	.1
Western region ready-mixed concrete		3273-111D	12/87	102.1	103.0	103.0	3.1	0
Mountain ready-mixed concrete		3273-11108	12/87	98.5	99.7	99.7	2.8	0
Pacific ready-mixed concrete		3273-11109	12/87	104.2	105.0	104.9	3.2	-.1
Secondary products and miscellaneous receipts		3273-SM						
Miscellaneous receipts		3273-M	06/81	118.8	118.8	118.8	-.4	0
Secondary products		3273-S	06/81	133.0	133.0	133.0	2.8	0
Lime	3274		12/85	107.7	107.7	107.8	3.9	.1
Primary products		3274-P	12/85	108.6	108.6	108.7	4.2	.1
Quicklime		3274-111	12/85	107.9	107.9	108.1	5.4	.2
Hydrated lime		3274-151	12/85	108.1	108.1	108.1	1.5	0
Gypsum products	3275		06/81	103.7	100.2	100.5	-6.5	.3
Primary products		3275-P	06/81	104.8	100.9	101.3	-5.7	.4
1/2 inch regular gypsum board		3275-225	06/81	95.1	91.1	91.6	-5.9	.5
Type X gypsumboard		3275-315	06/81	100.5	94.4	95.8	-6.1	1.5
Secondary products		3275-S	06/81	(3)	(3)	85.4	(3)	(3)

Digitized for FRASER
http://fraser.stlouisfed.org/
Federal Reserve Bank of St. Louis

Table 5. Producer price indexes for the net output of selected industries and their products—Continued

Industry and product[1]	Industry code	Product code	Index base	Index			Unadjusted percent change to Sep. 1990 from —	
				May 1990[2]	Aug. 1990[2]	Sep. 1990[2]	Sep. 1989	Aug. 1990
Cut stone and stone products	328		12/84	121.2	122.3	122.4	1.3	0.1
Cut stone and stone products	3281		12/84	121.2	122.3	122.4	1.3	.1
Primary products		3281-P	12/84	120.7	121.9	122.0	1.5	.1
Dressed dimension granite, including gneiss, syenite, diorite, and cut granite		3281-1	12/84	113.3	114.9	115.2	2.4	.3
Building stone		3281-113	12/84	94.0	94.9	94.9	1.6	0
Monumental stone		3281-135	12/84	121.5	122.9	123.4	2.4	.4
Other granite products such as paving blocks and curbing		3281-198	12/84	102.9	106.5	106.5	4.0	0
Dressed dimension limestone, including dolomite, travertine, calcareous tufa, and cut limestone		3281-2	12/84	112.4	113.9	113.9	1.3	0
Building stone		3281-213	12/84	112.4	113.9	113.9	1.3	0
Dressed dimension marble and other stone		3281-3	12/84	141.6	141.6	141.6	0	0
Building stone, monumental stone, and other marble products		3281-337	12/84	148.0	148.0	148.0	0	0
Monumental stone		3281-33715	12/84	112.8	112.8	(3)	(3)	(3)
Abrasives, asbestos, and miscellaneous nonmetallic mineral products	329		12/84	111.3	111.9	111.9	2.0	0
Abrasive products	3291		12/80	140.8	142.7	142.7	3.3	0
Primary products		3291-P	12/80	139.5	140.2	140.2	2.7	0
Nonmetallic sized grains, powders, and flour abrasives		3291-5	06/87	115.6	116.2	116.2	.8	0
Synthetic nonmetallic sized grains, powders, and flour abrasives		3291-5A	06/87	115.8	115.8	115.8	.3	0
Silicon carbide		3291-517	12/80	91.2	91.2	91.2	-5.0	0
Aluminum oxide		3291-519	12/80	95.9	95.9	95.9	.4	0
Nonmetallic abrasive products (including diamond abrasives)		3291-6	12/80	145.0	145.9	145.8	1.0	-.1
Resinoid and shellac bond		3291-6A	06/87	122.7	123.2	123.3	3.8	.1
Reinforced		3291-637	12/80	161.6	162.1	162.1	5.5	0
Nonoreinforced		3291-642	12/80	155.8	156.5	156.8	2.6	.2
Vitrified bond		3291-631	12/80	142.7	144.3	144.4	-2.4	.1
Diamond wheels		3291-671	06/87	118.2	(3)	(3)	(3)	(3)
Other bond		3291-67102	12/80	122.2	(3)	(3)	(3)	(3)
Nonmetallic coated abrasive products, buffing wheels, polishing wheels, and laps		3291-7	12/80	160.6	160.6	160.6	4.6	0
Cloth (all bonds)		3291-71	06/87	114.3	114.3	114.3	4.4	.0
Glue bond		3291-711	06/87	113.9	113.9	113.9	4.8	0
Other shapes		3291-71102	12/80	175.4	175.4	175.4	4.8	0
Resin and waterproof bond		3291-715	06/87	114.4	114.4	114.4	4.2	0
Belts		3291-71501	12/80	169.5	169.5	169.5	4.1	0
Paper (all bonds)		3291-72	06/87	114.3	(3)	(3)	(3)	(3)
Glue bond		3291-721	06/87	111.4	(3)	(3)	(3)	(3)
Other shapes		3291-72102	12/80	171.1	(3)	(3)	(3)	(3)
Other (including paper-cloth, vulcanized cloth-fiber combinations)		3291-739	12/80	145.2	145.2	145.2	3.9	0
Metal abrasives (including scouring pads)		3291-8	12/80	132.0	134.9	135.1	2.5	.1
Steel and iron grit, shot, and sand		3291-811	12/80	115.9	115.9	116.7	2.4	.7
Steel wool		3291-831	12/80	126.4	130.8	130.8	1.9	0
Secondary products and miscellaneous receipts		3291-SM						
Miscellaneous receipts		3291-M	12/80	171.2	173.5	173.5	4.0	0
Resales		3291-Z89	12/80	171.2	173.5	173.5	4.0	0
Asbestos products	3292		12/85	101.0	100.8	101.1	-1.7	.3
Primary products		3292-P	12/85	100.0	99.8	100.3	-1.9	.5
Asbestos friction materials		3292-2	12/85	102.6	102.6	102.4	.9	-.2
Molded brake linings containing asbestos, including all nonwoven types		3292-215	12/85	103.3	103.3	103.3	0	0
Asbestos disc brake pads		3292-221	12/85	97.0	(3)	95.6	-1.4	(3)
Secondary products and miscellaneous receipts		3292-SM						
Secondary products		3292-S	12/85	108.8	108.8	107.6	-.5	-1.1
Gaskets, packing, and sealing devices	3293		12/85	112.3	113.0	113.4	4.4	.4
Primary products		3293-P	12/85	112.7	113.5	113.9	4.5	.4
Gaskets and gasketing materials		3293-2	12/85	115.4	116.9	117.8	5.8	.8
Rubber (elastomeric)		3293-231	12/85	115.4	120.0	119.5	5.5	-.4
Metallic		3293-251	12/85	133.7	134.1	138.0	12.1	2.9
Other nonmetallic gaskets, including fluorocarbon gaskets and sheets		3293-298	12/85	101.5	101.5	101.5	.2	0
Packing and sealing devices		3293-3	12/85	110.9	111.1	111.3	3.6	.2
Packing and seals, rubber		3293-311	12/85	108.2	108.2	108.2	2.0	0
Oil and grease seals, radial lip type		3293-31121	12/85	101.5	(3)	(3)	(3)	(3)
Lip-type molded packing, single and multiple units (flange, cup, U-ring, V-ring, etc.)		3293-31131	12/85	128.6	128.6	128.6	8.4	0
All other molded packing and seals		3293-31139	12/85	108.0	108.0	108.0	.7	0
Plastics packing and seals, including o-rings		3293-341	12/85	96.5	96.5	96.5	0	0
Packing, except leather, rubber, metal, and plastics		3293-362	12/85	121.8	122.8	123.9	7.6	.9
Compression packing for sealing, moving and nonmoving parts		3293-36261	12/85	116.7	(3)	(3)	(3)	(3)
All other packing and seals		3293-36269	12/85	124.4	124.4	125.5	6.6	.9
Axial mechanical seals		3293-371	12/85	115.2	115.2	115.2	6.0	0
Secondary products and miscellaneous receipts		3293-SM						
Miscellaneous receipts		3293-M	12/85	112.6	112.6	112.6	4.4	0
Secondary products		3293-S	12/85	106.2	107.0	107.0	2.8	0

See footnotes at end of table.

Digitized for FRASER
http://fraser.stlouisfed.org/
Federal Reserve Bank of St. Louis

Table 5. Producer price indexes for the net output of selected industries and their products—Continued

Industry and product[1]	Industry code	Product code	Index base	Index			Unadjusted percent change to Sep. 1990 from —	
				May 1990[2]	Aug. 1990[2]	Sep. 1990[2]	Sep. 1989	Aug. 1990
Minerals and earths ground or treated	3295		06/85	111.1	110.8	110.8	1.3	0
Primary products		3295-P	06/85	113.2	112.8	112.8	.9	0
Minerals and earths ground or treated		3295-1	06/85	113.2	112.8	112.8	.9	0
Lightweight aggregate, expanded clay, slag, perlite, haydite, pumice and diatomaceous earth		3295-111	06/85	106.0	107.3	107.5	1.1	.2
Slag, including crushed and ground		3295-131	06/85	101.6	101.1	99.7	-3.8	-1.4
Clay, including ground crude fire clay, high alumina clay, and silica fire clay		3295-184	06/85	115.2	115.2	115.2	2.5	0
Other minerals and earths, ground or treated, incl. feldspar, roof granules and barite		3295-198	06/85	121.5	120.9	121.0	1.7	.1
Secondary products and miscellaneous receipts		3295-SM						
Secondary products		3295-S	06/85	105.8	105.8	105.8	5.3	0
Mineral wool	3296		12/81	108.2	108.5	108.6	.6	.1
Primary products		3296-P	12/81	108.0	108.3	108.4	.6	.1
Mineral wool for structural insulation		3296-1	12/81	94.5	95.6	95.7	1.8	.1
Loose fiber and granulated fiber		3296-111	12/81	85.9	86.2	86.4	-6.3	.2
Other mineral wool for structural insulation, including insulating board		3296-198	12/81	(3)	(3)	(3)	(3)	(3)
Mineral wool for industrial, equipment, and appliance insulation		3296-2	12/81	132.4	130.6	130.7	-1.6	.1
Blankets (flexible) including fabricated pieces, rolls, and batts		3296-235	12/81	149.3	150.7	150.8	1.0	.1
Faced and metal meshed		3296-23536	10/82	143.8	(3)	150.1	4.4	(3)
Acoustical, including pads, boards, patches, etc.		3296-283	04/82	(3)	(3)	(3)	(3)	(3)
Other mineral wool for industrial, equipment, and appliance insulation		3296-298	12/81	118.6	118.8	118.8	-4.4	0
Nonclay refractories	3297		12/85	111.1	111.1	111.2	2.7	.1
Primary products		3297-P	12/85	111.4	111.5	111.6	2.8	.1
Bricks and shapes		3297-1	12/85	110.9	111.0	111.1	3.4	.1
Magnesite and magnesite-chrome bricks and shapes		3297-112	12/85	109.7	109.7	109.7	5.3	0
Other, including basic pouring pit refractories		3297-11213	12/85	110.1	110.1	110.1	5.2	.0
Mullite bricks and shapes, made predominantly of fused or synthetic mullite		3297-115	12/85	114.6	114.6	114.6	1.1	0
Extra-high alumina bricks & shapes, made predominantly of fused and synthetic aluminas		3297-116	12/85	112.8	112.8	112.8	.9	0
All other bricks and shapes, including dolomite, dolomite-magnesite and carbon refractories		3297-121	12/85	118.4	118.7	119.4	1.2	.6
Mortars		3297-2	12/85	(3)	132.6	132.6	(3)	0
Plastic refractories & ramming mixes, wet & dry, and castables of nonhydraulic setting type		3297-4	12/85	121.7	121.7	(3)	(3)	(3)
Basic castables, plastics and ramming mixes (wet and dry types)		3297-411	12/85	120.5	120.5	(3)	(3)	(3)
Gunning mixes, basic and other		3297-5	12/85	107.2	107.2	107.2	1.6	0
Other nonclay refractory materials in lump or ground form		3297-6	12/85	106.8	106.8	106.8	0	0
All other domestic shipments as refractory raw materials		3297-612	12/85	104.3	104.3	104.3	0	0
Secondary products and miscellaneous receipts		3297-SM						
Secondary products		3297-S	12/85	109.1	109.4	109.3	2.5	-.1
Nonmetallic mineral products, n.e.c.	3299		12/85	108.4	108.5	107.8	.8	-.6
Primary products		3299-P	12/85	106.3	106.5	105.6	1.0	-.8
Statuary and art goods (factory made)		3299-2	12/85	112.5	115.8	115.8	4.2	0
Other nonmetallic mineral products		3299-3	12/85	100.6	99.8	99.8	-2.3	0
Secondary products and miscellaneous receipts		3299-SM						
Secondary products		3299-S	12/85	125.1	125.1	125.1	0	0
Primary metal industries	33		12/84	116.7	117.3	117.7	-.8	.3
Blast furnaces, steel works, and rolling and finishing mills	331		12/84	106.7	106.9	107.0	-1.2	.1
Blast furnaces and steel mills	3312		06/82	111.1	111.2	111.3	-1.3	.1
Primary products		3312-P	06/82	110.7	110.9	110.8	-1.5	-.1
Open die or smith forgings (hammer or press), ferrous		3312-B	06/82	95.8	95.8	102.0	4.0	6.5
Open die or smith forgings (hammer or press), ferrous		3312-B62	12/89	99.8	99.8	106.3	(3)	6.5
Rails, wheels, and track accessories		3312-C	06/82	112.0	112.0	112.1	1.3	.1
Coke oven and blast furnace products		3312-1	06/82	89.8	90.2	90.0	-.1	-.2
Coke oven products		3312-1A	06/82	86.3	86.8	86.5	-.2	-.3
Coke, except screenings and breeze		3312-111	06/82	84.7	84.6	84.6	-4.5	0
Furnace coke		3312-11111	06/82	78.0	77.9	77.9	-8.0	0
Other coke		3312-11114	12/89	102.8	102.8	102.8	(3)	0
Steel ingots and semifinished shapes and forms		3312-2	06/82	106.2	106.9	104.7	-6.4	-2.1
Semifinished products (excluding wire rods), carbon		3312-213	06/82	102.9	108.3	97.2	(3)	-10.2
Billets, carbon		3312-21311	06/82	110.2	109.9	109.9	-2.3	0
Wire rods, carbon		3312-219	06/82	106.8	104.9	104.8	-4.1	-.1
Semifinished products (excluding wire rods), alloy		3312-236	06/82	103.5	103.4	105.4	-1.8	1.9
Billets, alloy		3312-23611	06/82	90.5	90.3	92.1	-2.5	2.0
Semifinished products (excluding wire rods), stainless		3312-256	06/82	119.4	119.1	123.9	-5.3	4.0
Billets, stainless		3312-25611	12/89	99.7	99.5	99.1	(3)	-.4
Wire rods, stainless		3312-259	06/82	121.3	121.0	121.0	-7.4	0
Tin mill products, h.r. sheets and strip (incl. metallic coated and electrical)		3312-3	06/82	121.2	123.0	123.6	1.5	.5
Sheets, h.r., carbon		3312-311	06/82	109.8	110.2	110.8	-2.5	.5

See footnotes at end of table.

Digitized for FRASER
http://fraser.stlouisfed.org/
Federal Reserve Bank of St. Louis

Table 5. Producer price indexes for the net output of selected industries and their products—Continued

Industry and product[1]	Industry code	Product code	Index base	Index			Unadjusted percent change to Sep. 1990 from —	
				May 1990[2]	Aug. 1990[2]	Sep. 1990[2]	Sep. 1989	Aug. 1990
Blast furnaces and steel mills—Continued								
Sheets and strip, hot dipped galvanized, carbon		3312-313	06/82	126.1	133.7	135.6	5.8	1.4
Sheets and strip, electrolytic galvanized, carbon		3312-315	06/82	115.3	114.9	115.0	1.2	.1
Other metallic coated sheets and strip, carbon		3312-317	06/82	(3)	119.8	120.5	.9	.6
Strip, h.r., carbon		3312-319	06/82	107.1	107.0	107.0	-5.1	0
Tinplate		3312-326	06/82	144.6	143.3	142.8	7.2	-.3
Tin free steel		3312-328	06/82	144.5	143.6	142.3	5.3	-.9
Strip, h.r., stainless		3312-359	12/89	94.8	94.8	91.3	(3)	-3.7
Hot rolled bars, plates and structural shapes		3312-4	06/82	105.5	105.4	105.0	-4.7	-.4
Plates, carbon		3312-412	12/89	97.6	95.0	94.6	(3)	-.4
Heavy structural shapes, piling and piles, carbon		3312-415	06/82	90.9	89.4	90.9	(3)	1.7
Heavy structural shapes, carbon		3312-41511	06/82	90.8	89.3	90.9	-11.7	1.8
Bars, h.r., carbon		3312-422	06/82	106.1	109.1	108.7	-1.4	-.4
Bars, h.r., carbon, merchant quality		3312-42211	06/82	104.3	106.0	106.8	-3.8	.8
Bars, h.r., carbon, special quality		3312-42212	06/82	107.8	112.2	110.5	1.0	-1.5
Bars, light structurals, carbon		3312-424	06/82	107.6	108.7	108.7	-2.9	0
Concrete reinforcing bars, carbon		3312-425	06/82	111.1	110.8	110.8	-3.1	0
Plates, alloy		3312-431	06/82	(3)	103.2	95.9	-5.7	-7.1
Bars, h.r. (including light structurals), alloy		3312-441	06/82	114.3	107.7	109.1	-8.2	1.3
Tool steel, other than high speed, alloy		3312-449	06/82	122.2	122.2	122.2	-1.5	0
Plates and structural shapes, stainless		3312-45	06/82	133.9	139.9	141.6	(3)	1.2
Plates, stainless		3312-453	06/82	133.6	139.8	141.7	-1.6	1.4
Grade 304		3312-45314	12/89	94.2	95.6	95.1	(3)	-.5
Other 300 series		3312-45315	12/89	94.0	96.2	96.2	(3)	0
Bars, h.r., stainless		3312-461	06/82	118.2	117.9	117.9	-13.2	0
Grade 304		3312-46114	12/89	93.5	93.2	93.2	(3)	0
Steel wire		3312-5	06/82	102.9	102.3	102.3	-.7	0
Carbon wire		3312-5A	06/82	99.4	98.7	98.7	-.4	0
Plain wire, carbon		3312-511	06/82	98.8	98.1	98.1	-.5	0
Steel pipe and tubes		3312-6	06/82	98.2	92.0	92.0	-1.3	0
Pipe and oil country tubular goods, carbon		3312-6A	06/82	93.8	92.3	92.3	-2.4	0
Oil country tubular goods, carbon		3312-619	06/82	(3)	(3)	87.7	-2.3	(3)
Cold rolled sheets and strip (excl. metallic coated and electrical)		3312-7	06/82	118.1	119.3	119.0	-.9	-.3
Sheets and strip, c.r., carbon		3312-71	12/89	98.5	99.8	99.6	(3)	-.2
Sheets, c.r., carbon		3312-711	06/82	118.6	120.0	119.7	-.7	-.3
Sheets and strip, c.r., stainless		3312-75	12/89	97.7	97.7	97.7	(3)	0
Sheets, c.r., stainless		3312-751	12/89	96.7	(3)	96.7	(3)	(3)
Grade 304		3312-75114	12/89	(3)	(3)	96.2	(3)	(3)
Strip, c.r., stainless		3312-755	06/82	117.3	117.3	117.3	(3)	0
Grade 304		3312-75514	12/89	98.8	98.8	98.8	(3)	0
Cold finished bars		3312-8	06/82	96.6	97.1	97.1	-10.8	0
Bars, c.f., stainless		3312-851	06/82	99.9	99.9	99.9	-14.8	0
Grade 304		3312-85114	12/89	93.1	93.1	93.1	(3)	0
Other 300 series		3312-85115	12/89	96.7	96.7	96.7	(3)	0
Secondary products and miscellaneous receipts		3312-SM						
Secondary products		3312-S	06/82	107.7	107.7	107.7	-.1	0
Steel wire products		3315-S	06/82	103.5	103.5	103.5	-.4	0
Electrometallurgical products	3313		06/83	130.9	131.4	130.9	-9.7	-.4
Primary products		3313-P	06/83	131.1	131.6	131.1	-10.3	-.4
Ferrosilicon		3313-3	06/83	110.4	114.4	114.0	-5.4	-.3
Other ferroalloys and products made in electric and other furnaces, except blast furnaces		3313-4	06/83	152.1	150.9	150.9	-14.2	0
Other ferroalloys		3313-469	12/88	101.7	100.9	100.9	-11.9	0
Other products made in electric and other furnaces, except blast furnaces		3313-498	06/83	108.0	108.6	108.6	.6	0
Steel wire and related products - mfpm	3315		06/82	111.8	111.2	111.4	.9	.2
Primary products		3315-P	06/82	110.2	110.0	110.2	1.2	.2
Noninsulated ferrous wire rope, cable and strand		3315-1	06/82	118.8	118.7	118.7	3.4	0
Wire rope and cable		3315-111	06/82	123.3	123.3	123.3	5.8	0
Wire strand and forms		3315-151	12/89	97.8	97.5	97.4	(3)	-.1
Steel nails and spikes		3315-2	06/82	108.3	111.0	111.1	3.2	.1
Steel wire nails		3315-2A	06/62	111.0	113.1	113.1	3.5	0
Galvanized nails		3315-213	06/82	111.1	114.9	114.9	(3)	0
Other nails		3315-218	12/89	103.3	102.2	102.2	(3)	0
Wire staples and tacks, cut nails and spikes		3315-2B	06/82	104.8	109.1	109.2	2.4	.1
Steel wire staples		3315-223	06/82	106.2	110.9	111.0	4.5	.1
Steel wire		3315-5	06/82	103.0	102.5	102.9	-1.2	.4
Carbon wire		3315-5A	06/82	99.6	99.8	99.9	0	.1
Plain wire, carbon		3315-511	06/82	98.7	98.8	98.7	-.6	-.1
Galvanized wire, carbon		3315-515	06/82	(3)	(3)	(3)	(3)	(3)
Other coated wire, carbon		3315-519	06/82	102.9	103.6	103.9	1.0	.3
Stainless wire		3315-551	06/82	137.7	135.6	136.9	-3.7	1.0
Steel fencing and fence gates		3315-6	06/82	122.7	121.9	(3)	(3)	(3)
Ferrous wire cloth and other woven wire products		3315-7	06/82	108.2	106.2	106.2	(3)	0
Other fabricated ferrous wire products		3315-9	06/82	111.1	111.1	111.1	3.3	0
Welded steel wire fabric		3315-96	06/82	103.5	103.5	(3)	(3)	(3)
Welded steel wire fabric (concrete reinforcing mesh)		3315-961	06/82	104.0	104.0	(3)	(3)	(3)
Other wire products		3315-98	12/89	103.7	103.7	103.7	(3)	0

See footnotes at end of table.

Digitized for FRASER
http://fraser.stlouisfed.org/
Federal Reserve Bank of St. Louis

Table 5. Producer price indexes for the net output of selected industries and their products—Continued

Industry and product[1]	Industry code	Product code	Index base	Index			Unadjusted percent change to Sep. 1990 from —	
				May 1990[2]	Aug. 1990[2]	Sep. 1990[2]	Sep. 1989	Aug. 1990
Steel wire and related products - mfpm—Continued								
Other wire products		3315-989	12/89	103.7	103.7	103.7	(3)	0
Secondary products and miscellaneous receipts		3315-SM						
Secondary products		3315-S	06/82	133.8	133.8	133.8	5.2	0
Cold finishing of steel shapes - mfpm	3316		06/82	111.2	111.9	111.9	-2.5	0
Primary products		3316-P	06/82	110.9	111.7	111.7	-2.7	0
Sheets and strip, metallic coated and electrical, c.r		3316-3	06/82	113.9	118.1	117.8	(3)	-.3
Cold rolled sheets and strip		3316-7	06/82	120.5	121.0	121.0	-1.8	0
Sheets and strip, c.r., carbon		3316-71	12/89	99.7	99.7	99.7	(3)	0
Strip, c.r., carbon		3316-715	06/82	112.3	112.0	112.1	-1.1	.1
Sheets and strip, c.r., alloy		3316-73	12/89	98.0	98.0	98.0	(3)	0
Strip, c.r., alloy		3316-735	06/82	117.9	117.9	117.9	(3)	0
Sheets and strip, c.r., stainless		3316-75	12/89	93.3	95.2	95.2	(3)	0
Sheets, c.r., stainless		3316-751	06/82	(3)	(3)	(3)	(3)	(3)
Grade 304		3316-75114	12/89	(3)	(3)	(3)	(3)	(3)
Strip, c.r., stainless		3316-755	06/82	130.5	131.7	131.7	(3)	0
Grade 304		3316-75514	12/89	93.7	95.2	95.2	(3)	0
Cold finished bars		3316-8	06/82	95.3	96.3	96.4	-4.2	.1
Bars, c.f., carbon		3316-811	06/82	97.4	98.7	98.8	-3.1	.1
Bars, c.f., alloy		3316-831	06/82	82.2	82.4	82.4	-10.4	0
Steel pipe and tubes - mfpm	3317		06/82	111.6	112.1	112.2	.4	.1
Primary products		3317-P	06/82	111.4	111.6	111.8	.4	.2
Steel pipe and tubes		3317-6	06/82	111.4	111.6	111.8	.4	.2
Pipe and oil country tubular goods, carbon		3317-6A	06/82	118.1	118.0	118.0	2.4	0
Standard pipe, carbon		3317-611	06/82	117.0	116.9	116.9	1.5	.0
Pressure tubing, carbon		3317-6B	06/82	114.5	114.5	114.5	.4	0
Pressure tubing, welded, carbon		3317-622	06/82	125.6	125.6	125.6	.6	0
Mechanical tubing, carbon		3317-6C	06/82	108.8	109.0	109.5	-.7	.5
Mechanical tubing, seamless, carbon		3317-623	06/82	75.5	75.5	75.8	(3)	.4
Mechanical tubing, welded, carbon		3317-624	06/82	116.8	117.1	117.7	-.8	.5
Structural pipe and tubing, carbon		3317-627	06/82	119.9	121.1	121.0	-1.6	-.1
Pipe and tubing, alloy		3317-6E	06/82	105.1	105.1	105.1	1.3	0
Pressure tubing, stainless		3317-6F	06/82	92.9	(3)	97.5	(3)	(3)
Pressure tubing, welded, stainless		3317-662	06/82	106.2	(3)	(3)	(3)	(3)
Mechanical tubing, stainless		3317-6G	06/82	132.0	132.5	133.3	(3)	.6
Mechanical tubing, welded, stainless		3317-664	06/82	147.6	148.2	149.2	(3)	.7
Other pipe and tubing (including standard pipe), stainless		3317-669	06/82	139.6	139.1	136.4	-10.8	-1.9
Iron and steel foundries	332		12/84	111.7	111.5	112.0	2.6	.4
Gray iron foundries	3321		12/80	123.4	123.8	123.9	1.7	.1
Primary products		3321-P	12/80	122.4	122.8	122.9	1.8	.1
Cast iron pressure and soil pipe and fittings		3321-1	12/80	129.2	131.1	131.3	-1.4	.2
Pressure pipe and fittings, ductile iron		3321-111	12/80	111.7	111.7	111.7	-.1	0
Pressure pipe, ductile iron		3321-11101	06/86	105.2	105.2	105.2	-.2	0
Pressure pipe fittings, ductile iron		3321-11102	06/86	99.9	(3)	100.0	.1	(3)
Pressure pipe and fittings, gray iron		3321-121	12/80	131.3	133.7	135.0	5.8	1.0
Pressure pipe fittings, gray iron		3321-12102	06/86	114.4	116.5	117.5	5.8	.9
Soil pipe and fittings, gray iron		3321-131	12/80	171.7	177.9	177.9	-7.1	0
Soil pipe, gray iron		3321-13101	06/86	102.5	103.8	103.8	-7.9	0
Other ductile iron castings		3321-2	06/86	101.6	101.7	101.9	1.5	.2
Automotive uses		3321-222	06/86	103.4	103.5	103.8	2.0	.3
Passenger cars		3321-22201	12/80	123.9	124.1	124.2	1.9	.1
All other automotive uses		3321-22202	12/80	100.5	100.5	101.8	2.1	1.3
Machinery uses		3321-233	06/86	102.3	102.5	102.6	.1	.1
All other uses		3321-239	06/86	100.1	100.1	100.1	1.4	0
Other gray iron castings		3321-4	06/86	106.2	106.4	106.5	2.6	.1
Molds and stools for heavy steel ingots		3321-429	12/80	104.8	104.8	104.9	2.3	.1
Automotive uses		3321-439	06/86	104.1	104.2	104.3	2.6	.1
Passenger cars		3321-43901	12/80	118.8	118.9	119.1	3.3	.2
All other automotive uses		3321-43902	12/80	123.3	123.5	123.5	.7	0
Construction and utility uses		3321-449	06/86	109.4	109.5	109.7	1.1	.2
All other uses		3321-498	06/86	111.1	111.4	111.4	3.0	0
Secondary products and miscellaneous receipts		3321-SM						
Secondary products		3321-S	12/80	127.9	128.1	128.1	.6	0
Malleable iron foundries	3322		06/81	113.4	113.4	109.4	.1	-3.5
Primary products		3322-P	06/81	113.1	113.1	108.4	-.4	-4.2
Standard malleable iron castings		3322-131	06/81	119.9	119.9	114.9	-.6	-4.2
Secondary products and miscellaneous receipts		3322-SM						
Secondary products		3322-S	06/81	115.3	115.2	115.2	2.7	0
Steel investment foundries	3324		06/81	169.1	169.6	170.1	6.4	.3
Primary products		3324-P	06/81	168.1	168.6	169.2	7.2	.4
Carbon and low alloy steel investment castings		3324-163	06/81	145.9	146.1	146.1	-.4	0
High alloy steel investment castings, including stainless steel		3324-165	06/81	173.2	173.8	174.5	8.7	.4
Secondary products and miscellaneous receipts		3324-SM						
Secondary products		3324-S	06/81	186.9	187.6	187.4	-1.5	-.1

See footnotes at end of table.

Digitized for FRASER
http://fraser.stlouisfed.org/
Federal Reserve Bank of St. Louis

Table 5. Producer price indexes for the net output of selected industries and their products—Continued

Industry and product[1]	Industry code	Product code	Index base	Index			Unadjusted percent change to Sep. 1990 from —	
				May 1990[2]	Aug. 1990[2]	Sep. 1990[2]	Sep. 1989	Aug. 1990
Steel foundries, n.e.c.	3325		06/81	120.8	118.4	120.9	3.3	2.1
Primary products		3325-P	06/81	120.8	120.8	121.1	1.6	.2
Carbon steel castings, except investment		3325-2	06/81	116.2	116.6	116.6	2.1	0
Railroad wheels and specialties		3325-214	06/81	107.7	107.7	107.7	0	0
All other carbon steel castings, including rolls for rolling mills		3325-219	06/81	120.9	121.5	121.5	3.1	0
High alloy steel castings		3325-4	06/81	130.1	127.8	128.8	-.7	.8
High alloy steel castings, including high manganese and stainless steel		3325-431	06/81	131.1	128.8	129.8	-.7	.8
Low alloy steel castings		3325-5	06/81	126.2	126.8	127.0	1.9	.2
Railway specialties and rolls for rolling mills		3325-551	06/81	122.3	(3)	(3)	(3)	(3)
All other low alloy steel castings		3325-559	06/81	126.2	126.2	127.2	4.3	.8
Secondary products and miscellaneous receipts		3325-SM						
Secondary products		3325-S	06/81	118.7	(3)	(3)	(3)	(3)
Primary smelting and refining of nonferrous metals	333		12/80	122.7	126.6	131.9	2.2	4.2
Primary copper	3331		06/80	154.0	161.8	163.8	3.8	1.2
Primary products		3331-P	06/80	149.0	155.8	157.7	2.5	1.2
Smelted copper		3331-1						
Refined copper		3331-2	06/80	142.2	155.3	158.0	5.3	1.7
Copper cathode		3331-217	06/80	145.0	158.8	161.2	7.0	1.5
Other refined copper		3331-226	12/87	91.5	99.2	101.7	1.1	2.5
Primary aluminum	3334		06/80	117.4	121.4	132.3	-1.5	9.0
Primary products		3334-P	06/80	120.5	124.5	136.2	-.9	9.4
Primary aluminum, except extrusion billet		3334-7	06/80	119.8	124.1	136.0	-.4	9.6
Aluminum ingot, unalloyed		3334-71111	06/80	127.7	135.9	149.4	2.8	9.9
Other primary aluminum, except extrusion billet		3334-71113	06/80	93.2	97.2	(3)	(3)	(3)
Aluminum extrusion billet		3334-8	06/80	122.9	124.6	134.6	-4.1	8.0
Primary nonferrous metals, n.e.c.	3339		06/80	125.9	126.9	128.5	6.0	1.3
Primary products		3339-P	06/80	136.7	135.9	139.6	7.2	2.7
Primary zinc		3339-3	06/80	204.6	190.6	192.3	(3)	.9
Refined zinc		3339-341	06/88	130.3	121.4	122.4	(3)	.8
Zinc slab, high grade		3339-34113	06/88	140.4	145.4	136.2	(3)	-6.3
Other nonferrous metals		3339-7	06/80	127.0	125.2	125.2	.5	0
Secondary products and miscellaneous receipts		3339-SM						
Secondary nonferrous metals	334		06/80	98.9	102.9	101.1	2.2	-1.7
Secondary nonferrous metals	3341		06/80	98.9	102.9	101.1	2.2	-1.7
Primary products		3341-P	06/80	99.4	103.2	101.3	2.1	-1.8
Copper		3341-2	06/80	117.3	123.7	123.7	9.2	0
Copper, unalloyed		3341-211	06/88	114.8	(3)	(3)	(3)	(3)
Copper, alloyed		3341-231	06/80	132.1	(3)	(3)	(3)	(3)
Brass ingot, alloyed		3341-23111	06/80	110.6	(3)	(3)	(3)	(3)
Lead		3341-3	06/80	116.5	122.8	121.1	7.6	-1.4
Lead, unalloyed		3341-311	06/80	142.2	148.1	145.0	10.8	-2.1
Antimonial lead		3341-321	06/80	114.0	121.7	120.9	12.4	-.7
Zinc		3341-4	06/80	190.1	176.5	176.0	-2.2	-.3
Zinc base alloys		3341-411	06/80	187.3	173.8	173.3	-2.3	-.3
Precious metals		3341-5	06/80	51.4	56.6	52.0	3.0	-8.1
Gold		3341-515	06/88	(3)	(3)	(3)	(3)	(3)
Silver		3341-525	06/88	76.8	(3)	(3)	(3)	(3)
Other nonferrous metals		3341-6	06/80	75.0	78.4	82.4	-10.6	5.1
Aluminum		3341-7	06/80	112.6	113.7	112.7	-2.8	-.9
Ingot for die casting		3341-715	06/88	78.2	78.3	76.9	-4.1	-1.8
Other aluminum		3341-745	06/88	78.7	78.0	81.6	-3.0	4.6
Secondary products and miscellaneous receipts		3341-SM						
Miscellaneous receipts		3341-M	06/80	105.2	111.3	109.7	2.7	-1.4
Sales of nonferrous scrap		3341-X16	06/88	88.7	(3)	(3)	(3)	(3)
Contract toll work		3341-Y85	06/80	91.4	95.7	91.7	2.0	-4.2
Rolling, drawing and extruding of nonferrous metals	335		12/84	132.9	133.8	134.5	-2.7	.5
Rolling, drawing and extruding of copper	3351		12/80	150.7	155.8	156.3	-2.7	.3
Primary products		3351-P	12/80	156.0	161.6	162.7	-3.0	.7
Copper and copper-base alloy wire		3351-1	12/80	147.7	152.2	152.2	-2.3	0
Alloyed		3351-131	12/80	135.1	(3)	(3)	(3)	(3)
Bare		3351-13114	12/80	144.0	(3)	(3)	(3)	(3)
Copper and copper-base alloy rod, bar and shapes		3351-3	12/80	166.7	172.2	172.8	1.9	.3
Unalloyed copper bars, shapes and non-electrical rod		3351-311	12/80	160.3	163.9	165.2	-1.7	.8
Rod		3351-31115	12/80	159.5	161.3	163.0	-2.4	1.1
Bars and shapes		3351-31118	12/86	164.5	174.3	174.1	.8	-.1
Copper-base alloy rod, bar and shapes		3351-332	12/80	175.8	183.0	183.0	4.6	0
Rod		3351-33218	12/80	169.5	175.9	175.9	3.7	0
Copper and copper-base alloy sheet, strip and plate		3351-4	12/80	164.7	171.6	172.1	1.5	.3
Unalloyed copper flat products		3351-413	12/80	164.5	174.6	175.4	2.2	.5
Strip		3351-41322	12/80	159.5	169.0	169.7	1.7	.4
Copper-base alloy flat products		3351-435	12/80	164.6	170.3	170.7	1.3	.2

See footnotes at end of table.

Digitized for FRASER
http://fraser.stlouisfed.org/
Federal Reserve Bank of St. Louis

Table 5. Producer price indexes for the net output of selected industries and their products—Continued

Industry and product[1]	Industry code	Product code	Index base	Index			Unadjusted percent change to Sep. 1990 from —	
				May 1990[2]	Aug. 1990[2]	Sep. 1990[2]	Sep. 1989	Aug. 1990
Rolling, drawing and extruding of copper—Continued								
Strip		3351-43526	12/80	162.5	168.1	168.6	0.9	0.3
Copper and copper-base alloy pipe and tube		3351-5	12/80	140.3	145.2	147.9	-11.8	1.9
Copper-base alloy pipe and tube, non-plumbing		3351-538	12/80	138.8	142.6	143.6	-.6	.7
Secondary products and miscellaneous receipts		3351-SM						
Secondary products		3351-S	12/80	116.0	118.6	116.1	-.3	-2.1
Aluminum sheet, plate, foil and welded tube products	3353		06/81	128.6	129.0	129.7	-2.9	.5
Primary products		3353-P	06/81	132.3	132.8	133.5	-3.1	.5
Aluminum plate		3353-1	06/81	149.8	149.8	149.8	-.8	0
Heat-treatable		3353-113	06/81	164.0	(3)	164.0	-1.1	(3)
Aluminum sheet		3353-2	06/81	132.3	132.7	133.4	-3.0	.5
Coiled, nonheat-treatable, bare		3353-231	06/81	124.5	124.8	125.7	-4.7	.7
Coiled, nonheat-treatable, bare, all others		3353-23115	06/81	141.1	140.3	143.6	-.1	2.4
Aluminum foil		3353-3						
Plain aluminum foil (under .006 in.)		3353-351	06/81	121.1	122.8	123.4	-6.6	.5
Aluminum extruded products	3354		12/81	126.3	127.9	130.2	-2.9	1.8
Primary products		3354-P	12/81	126.4	128.2	130.7	-4.0	2.0
Extruded aluminum rod, bar, and other extruded shapes except tube		3354-1	12/81	127.0	129.1	132.0	-4.0	2.2
Extruded rod and bar with alloys other than 2000 and 7000 series		3354-115	12/81	127.0	131.4	135.5	-7.1	3.1
Rod		3354-11511	12/81	116.3	121.0	123.6	-2.1	2.1
Bar		3354-11512	12/81	135.5	139.5	144.9	-10.7	3.9
Other extruded shapes except tube, with alloys other than 2000 and 7000 series		3354-125	12/81	121.1	122.5	125.7	-3.4	2.6
Other extruded shapes, circle size 1 to, not including 2		3354-12501	12/81	138.5	138.6	140.6	-3.0	1.4
Other extruded shapes, circle size 2 to, not including3		3354-12502	12/81	130.8	129.8	130.8	-4.7	.8
Other extruded shapes, circle size 3 to, not including 4		3354-12503	12/81	108.3	111.1	116.5	-3.5	4.9
Other extruded shapes, circle size 5 to, not including 6		3354-12505	12/81	119.2	119.9	121.7	-1.2	1.5
Other extruded shapes, circle size 6 to, not including 10		3354-12506	12/81	126.5	127.3	131.3	-9.4	3.1
Other extruded shapes, circle size 10 and over		3354-12512	06/87	119.9	122.8	125.6	-1.1	2.3
Other extruded shapes except tube, with alloys within 2000 and 7000 series		3354-128	12/81	120.6	121.3	122.8	-.9	1 2
Other extruded shapes, circle sizes 1 to, not including 5		3354-12801	12/81	124.1	124.3	124.9	-.2	.5
Aluminum extruded pipe		3354-139	06/87	124.9	126.4	127.8	-.2	1.1
Extruded pipe with alloys other than 2000 and 7000 series		3354-13911	12/81	126.4	125.8	126.5	-4.0	.6
Aluminum extruded and drawn tube		3354-2	12/81	123.9	124.1	124.6	-4.4	.4
Extruded tube, 6000 series		3354-251	12/81	119.2	119.3	119.1	-5.4	-.2
Drawn tube, 6000 series		3354-253	12/81	130.4	131.2	134.1	-1.3	2.2
Secondary products and miscellaneous receipts		3354-SM						
Aluminum rolling and drawing, n.e.c.	3355		06/81	121.2	119.6	119.6	-9.5	0
Primary products		3355-P	06/81	124.7	123.7	123.7	-5.9	0
Aluminum and aluminum-base alloy wire and cable		3355-1	06/81	96.7	94.8	94.8	-12.1	0
Rolling, drawing and extruding of nonferrous metals, except copper and aluminum	3356		06/82	128.9	132.4	126.5	-5.4	-4.5
Primary Products		3356-P	06/82	127.8	131.6	125.4	-6.1	-4.7
Nickel and nickel-base alloy mill shapes		3356-1	06/82	146.8	149.6	150.1	-14.2	.3
Rod, bar, and other nickel mill shapes, except wire		3356-169	02/85	152.6	159.0	161.9	-8.9	1.8
Titanium mill shapes		3356-2	06/82	105.2	103.6	103.6	1.4	0
Forging and extrusion billet		3356-274	06/82	108.9	107.4	107.4	1.3	0
Plate, sheet and strip		3356-275	12/87	141.1	140.2	140.2	1.8	0
Other titanium mill shapes, except wire		3356-278	12/87	148.7	145.3	145.0	-.8	-.2
Precious metal mill shapes		3356-3	06/82	123.4	132.3	121.2	-2.2	-8.4
Gold mill shapes		3356-382	06/82	124.9	138.7	129.1	4.0	-6.9
Sheet and plate		3356-38201	12/87	75.7	84.1	(3)	(3)	(3)
Silver mill shapes		3356-384	06/82	114.6	115.5	102.6	-12.5	-11.2
Other silver mill shapes, except wire		3356-38413	06/82	114.5	115.4	102.5	-12.5	-11.2
Other nonferrous metal mill shapes		3356-9	06/82	122.3	122.1	113.5	-8.1	-7.0
Lead mill shapes		3356-954	12/87	97.7	95.4	94.8	-17.1	-.6
Other lead mill shapes, except powder and wire		3356-95412	06/82	76.7	74.9	74.5	-17.0	-.5
Zirconium mill shapes, except wire		3356-961	12/87	96.3	96.8	96.9	2.4	.1
Other nonferrous metal wire		3356-992	06/82	139.8	(3)	(3)	(3)	(3)
Secondary products and miscellaneous receipts		3356-SM						
Secondary products		3356-S	06/82	140.4	139.8	137.8	2.0	-1.4
Nonferrous wire drawing and insulating	3357		12/82	150.4	149.4	152.5	-.8	2.1
Primary products		3357-P	12/82	153.1	152.3	155.7	-.5	2.2
Aluminum and aluminum-base alloy bare wire and cable		3357-A						
Aluminum and aluminum-base alloy bare wire and cable		3357-A11	12/88	86.8	87.6	87.4	-9.3	-.2
Copper & copper-base alloy wire & cable for electrical transmission, incl. bare & tinned		3357-B						
Bare wire for electrical transmission		3357-B51	12/88	88.6	96.0	97.4	4.6	1.5
Bare strand and cable for electrical transmission		3357-B71	12/88	91.3	88.6	90.0	-6.5	1.6
Other bare nonferrous metal wire		3357-C						
Fiber optic cable		3357-E						
Fiber optic cable		3357-E11	12/88	97.8	96.9	97.2	-2.6	.3
Electronic wire and cable		3357-1	12/82	137.0	135.3	136.0	-.4	.5
Coaxial cable, armored or unarmored		3357-115	12/82	146.9	146.8	146.8	-1.9	0

See footnotes at end of table.

Digitized for FRASER
http://fraser.stlouisfed.org/
Federal Reserve Bank of St. Louis

Table 5. Producer price indexes for the net output of selected industries and their products—Continued

Industry and product[1]	Industry code	Product code	Index base	Index			Unadjusted percent change to Sep. 1990 from —	
				May 1990[2]	Aug. 1990[2]	Sep. 1990[2]	Sep. 1989	Aug. 1990
Nonferrous wire drawing and insulating—Continued								
Rigid and semirigid		3357-11501	12/88	105.5	105.5	105.5	0.3	0
Flexible		3357-11502	12/88	95.6	95.5	95.5	-6.0	0
Hook-up wire, shielded and nonshielded		3357-123	12/82	117.3	115.6	116.1	2.2	.4
135 C temperature rating or more		3357-12301	12/88	93.2	91.4	91.7	(3)	.3
Less than 135 C temperature rating		3357-12302	12/88	106.4	105.6	106.3	-.4	.7
Multiconductor electronic wire and cable, shielded and nonshielded		3357-125	12/82	145.8	141.9	143.5	.4	1.1
Flat and ribbon cable		3357-12501	12/88	105.9	105.9	105.9	.4	0
Multiconductor cable, excluding flat and ribbon		3357-12502	12/88	107.2	103.9	105.3	.5	1.3
Other electronic wire and cable		3357-198	12/82	126.4	126.4	126.4	-1.9	0
Telephone and telegraph wire and cable		3357-2	12/82	162.5	157.7	165.5	-.8	4.9
Inside wiring cable		3357-246	12/82	184.9	181.8	184.3	1.2	1.4
Exchange area and toll telephone cable		3357-282	12/88	108.3	105.0	111.3	-1.8	6.0
Thermoplastic insulated, polyethylene covered		3357-28202	10/86	151.0	146.4	155.2	-1.8	6.0
Other telephone and telegraph wire and cable		3357-298	12/82	222.3	(3)	219.3	1.5	(3)
Control and signal wire and cable		3357-3	12/82	132.7	133.0	133.0	2.2	0
Signal wire and cable		3357-311	12/82	143.7	143.7	143.7	2.5	0
Control wire and cable, excluding elevator cable		3357-312	12/82	125.9	126.2	126.2	2.1	.0
Building wire and cable with underwriters' labels		3357-4	12/82	166.2	162.8	170.9	-.1	5.0
Thermoset insulated (R, RH, RHH, RHW, etc.)		3357-439	12/88	78.0	77.6	78.1	-7.9	.6
Thermoplastic insulated		3357-441	12/88	83.0	81.4	85.7	-.6	5.3
Flame retardant nylon (THHN, THWN)		3357-44101	12/82	161.8	159.2	162.3	-4.2	1.9
Moisture and heat resistant (THW)		3357-44103	12/82	162.8	158.6	175.2	4.8	10.5
Nonmetallic branch circuit underground feeder		3357-448	12/82	167.7	162.6	174.2	6.1	7.1
Other building wire and cable		3357-458	12/82	146.0	144.3	147.4	-3.6	2.1
Apparatus wire and cordage		3357-6	12/82	133.2	133.7	136.4	4.1	2.0
Flexible cordage		3357-612	12/88	98.4	98.7	98.8	-1.8	.1
Thermoplastic insulated		3357-61202	12/82	102.9	102.2	104.7	1.8	2.4
Power supply cord		3357-61204	12/88	99.8	100.1	100.3	-.9	.2
Appliance fixture wire		3357-616	12/82	106.0	108.3	111.5	4.2	3.0
Magnet wire		3357-7	12/82	149.4	153.8	156.3	2.5	1.6
Film coated, 44 to 7 AWG and larger, class 155		3357-704	12/88	95.2	97.1	97.6	2.4	.5
Film coated, 44 to 7 AWG amd larger, class 180		3357-705	12/82	141.6	146.1	147.7	2.4	1.1
Film coated, 44 to 7 AWG and larger, class 200		3357-706	12/82	158.8	163.4	164.6	2.7	.7
Power wire and cable		3357-8	12/82	128.9	129.7	128.4	-5.0	-1.0
Plastic and rubber insulated, under 601 volts		3357-808	12/88	93.6	94.4	94.6	-2.2	.2
Portable cord and cable		3357-80801	12/88	94.7	94.2	97.3	2.9	3.3
Underground distribution cable		3357-80802	12/88	80.9	81.7	80.6	-11.6	-1.3
Thermoplastic and thermoset insulated cable		3357-80803	10/86	126.2	128.7	126.6	-.8	-1.6
Plastic and rubber insulated, 601 volts and higher		3357-831	12/88	92.7	92.3	90.3	-8.1	-2.2
Thermoplastic and thermoset insulated cable		3357-83103	12/88	97.3	98.3	94.7	-5.0	-3.7
Other power wire and cable		3357-898	12/82	146.4	154.0	151.4	-3.3	-1.7
Other insulated wire and cable		3357-9	12/82	143.5	147.3	145.7	.1	-1.1
Automotive insulated wire and cable		3357-901	12/82	156.7	162.9	161.7	6.6	-.7
Airframe, shipboard, and ground support cable, except coaxial and ignition		3357-903	12/82	122.0	121.8	122.7	-6.0	.7
Other insulated or covered wire and cable		3357-998	12/82	119.7	122.6	120.2	-2.7	-2.0
Secondary products and miscellaneous receipts		3357-SM						
Secondary products		3357-S	12/82	159.7	155.3	153.3	-6.7	-1.3
Nonferrous foundries (castings)	336		12/84	120.6	121.3	121.6	1.2	.2
Aluminum foundries	3361		06/83	125.2	125.9	126.3	-.1	.3
Primary products		3361-P	06/83	124.5	124.6	124.9	-.4	.2
Aluminum and aluminum-base alloy die castings		3361-1	06/83	126.2	126.4	126.3	-2.0	-.1
Motor vehicle die castings		3361-111	06/83	118.5	118.9	118.6	-7.3	-.3
Die castings for passenger cars		3361-11111	06/83	118.5	118.6	118.0	-7.9	-.5
Die castings for other motor vehicles		3361-11112	06/83	119.1	121.2	124.1	-1.5	2.4
Aluminum and aluminum-base alloy die castings, other		3361-115	06/83	135.4	135.2	135.4	4.2	.1
Die castings for building and construction uses		3361-11511	06/83	150.5	149.6	(3)	(3)	(3)
Die castings for industrial machinery uses		3361-11512	06/83	132.6	133.2	133.3	4.3	.1
Die castings for electrical uses		3361-11513	06/83	124.6	124.7	125.0	-.6	.2
Other die castings, n.e.c.		3361-11514	06/83	118.5	118.1	118.0	-1.1	-.1
Aluminum and aluminum-base alloy sand castings		3361-2	06/83	132.1	131.9	132.6	4.4	.5
Motor vehicle sand castings		3361-211	06/83	131.9	130.2	130.8	6.1	.5
Aluminum and aluminum-base alloy sand castings, other		3361-215	06/83	137.2	138.8	139.6	3.2	.6
Other sand castings, n.e.c.		3361-21514	06/83	131.2	133.8	132.6	4.6	-.9
Aluminum and aluminum-base alloy permanent and semi-permanent mold castings		3361-3	06/83	120.7	120.7	121.8	-.2	.9
Motor vehicle permanent and semi-permanent mold castings		3361-311	06/83	117.4	(3)	118.3	-1.2	(3)
Aluminum and aluminum-base alloy permanent and semi-permanent mold castings, other		3361-315	06/83	124.7	124.6	126.0	1.0	1.1
Other permanent and semi-permanent mold castings, n.e.c.		3361-31514	06/83	126.8	(3)	126.5	-.8	(3)
Secondary products and miscellaneous receipts		3361-SM						
Secondary products		3361-S	06/83	129.1	134.7	134.9	2.0	.1
Brass, bronze and copper foundries	3362		06/83	130.0	131.5	132.6	4.0	.8
Primary products		3362-P	06/83	128.7	129.9	130.8	3.6	.7
Copper and copper-base alloy sand castings		3362-1	06/83	126.4	128.2	128.8	3.0	.5
Copper and copper-base alloy sand castings		3362-111	06/83	126.4	128.2	128.8	3.0	.5

See footnotes at end of table.

Digitized for FRASER
http://fraser.stlouisfed.org/
Federal Reserve Bank of St. Louis

Table 5. Producer price indexes for the net output of selected industries and their products—Continued

Industry and product[1]	Industry code	Product code	Index base	Index			Unadjusted percent change to Sep. 1990 from —	
				May 1990[2]	Aug. 1990[2]	Sep. 1990[2]	Sep. 1989	Aug. 1990
Brass, bronze and copper foundries—Continued								
Other copper and copper-base alloy castings		3362-2	06/83	143.2	141.4	143.3	5.8	1.3
Other copper and copper-base alloy castings, n.e.c.		3362-214	06/83	141.6	139.8	141.6	5.8	1.3
Secondary products and miscellaneous receipts		3362-SM						
Secondary products		3362-S	06/83	135.9	138.7	140.3	5.0	1.2
Nonferrous foundries, n.e.c.	3369		06/83	138.1	138.3	138.5	3.5	.1
Primary products		3369-P	06/83	137.5	137.8	137.7	3.5	-.1
Zinc and zinc-base alloy castings		3369-1	06/83	139.9	141.8	141.7	2.6	-.1
Zinc and zinc-base alloy die castings		3369-151	06/83	136.6	138.5	138.4	2.6	-.1
Motor vehicle die castings		3369-15111	06/83	120.1	118.7	(3)	(3)	(3)
Other die castings, n.e.c.		3369-15112	06/83	148.4	152.6	152.4	4.7	-.1
Other nonferrous castings, excluding aluminum and copper		3369-3	06/83	140.2	134.3	134.3	8.0	0
Other nonferrous castings and cast products, n.e.c.		3369-391	06/83	121.2	121.2	121.2	9.3	0
Secondary products and miscellaneous receipts		3369-SM						
Secondary products		3369-S	06/83	136.7	136.5	138.1	4.5	1.2
Miscellaneous primary metal products	339		06/85	115.7	116.0	116.2	.6	.2
Metal heat treating	3398		06/85	106.6	107.3	107.3	1.8	0
Primary products		3398-P	06/85	107.2	107.8	107.9	2.1	.1
Metal heat treating services-New England (MA-RI-CT)		3398-1	06/90	(3)	100.0	100.4	(3)	.4
Harden and temper		3398-111	06/90	(3)	100.0	100.0	(3)	0
Other metal heat treating services		3398-113	06/90	(3)	100.0	101.8	(3)	1.8
Metal heat treating services-Middle Atlantic (NY-NJ-E.PA-MD)		3398-2	06/85	(3)	114.0	114.0	(3)	0
Harden and temper		3398-221	06/85	(3)	118.2	118.2	(3)	0
Metal heat treating services-South Central (W.PA-OH-IN-KY)		3398-3	06/85	108.6	108.6	108.6	2.9	0
Harden and temper		3398-331	06/85	114.6	114.6	114.6	5.2	0
Case hardening		3398-332	06/85	104.8	104.8	104.8	1.0	0
Other metal heat treating services		3398-333	06/85	101.5	101.5	101.5	.7	0
Metal heat treating services-Michigan		3398-4	06/85	100.6	100.9	100.9	.1	0
Harden and temper		3398-441	06/85	100.9	100.9	100.9	-.4	0
Case hardening		3398-442	06/85	(3)	102.7	102.7	.7	0
Other metal heat treating services		3398-443	06/85	(3)	98.1	98.1	(3)	0
Metal heat treating services-Southeast (VA-NC-SC-GA-AL-TN-FL)		3398-5	06/85	(3)	100.8	100.8	(3)	0
Harden and temper		3398-551	06/85	(3)	104.2	104.2	(3)	0
Case hardening		3398-552	06/85	(3)	96.6	96.6	(3)	0
Other metal heat treating services		3398-553	06/90	(3)	100.0	100.0	(3)	0
Metal heat treating services-North Central (IL-WI-MN-MO-IA)		3398-6	06/85	106.7	106.7	106.7	.7	0
Harden and temper		3398-661	06/85	109.4	109.4	109.4	-.5	0
Case hardening		3398-662	06/85	103.6	103.6	103.6	1.0	0
Other metal heat treating services		3398-663	06/85	106.4	106.4	106.4	3.1	0
Metal heat treating services-Pacific Coast (CA-AZ-OR-WA)		3398-7	06/85	110.5	112.2	112.2	3.6	0
Harden and temper		3398-771	06/85	117.0	119.2	119.2	4.1	0
Other metal heat treating services		3398-773	06/85	108.7	108.9	108.9	1.9	0
Metal heat treating services-Southwest (TX-OK-AR-CO-LA-UT)		3398-8	06/85	106.2	106.2	106.5	.3	.3
Harden and temper		3398-881	06/85	(3)	100.0	100.0	(3)	0
Case hardening		3398-882	06/85	107.7	(3)	(3)	(3)	(3)
Other metal heat treating services		3398-883	06/85	117.3	(3)	(3)	(3)	(3)
Secondary products and miscellaneous receipts		3398-SM						
Secondary products		3398-S	06/85	(3)	103.1	103.1	(3)	0
Primary metal products, n.e.c.	3399		06/85	127.0	127.0	127.3	-1.2	.2
Primary products		3399-P	06/85	124.3	124.3	124.6	-1.8	.2
Metal powders, paste, and flakes		3399-1	06/85	127.0	126.9	127.3	-2.0	.3
Aluminum and aluminum base alloy		3399-111	06/85	144.0	144.0	144.8	-7.9	.6
Copper and copper-base alloy		3399-133	06/85	127.2	125.6	128.7	-3.3	2.5
Iron and steel		3399-155	06/85	121.7	121.7	121.7	2.8	0
Other nonferrous powders		3399-166	06/85	123.0	122.9	122.8	-.8	-.1
Other nonferrous paste and flakes, n.e.c		3399-198	06/85	104.2	104.2	104.2	1.3	0
Other primary metal products		3399-2	06/85	109.9	110.7	110.9	-.4	.2
Other primary metal products, n.e.c.		3399-298	06/85	109.7	110.7	110.8	-.6	.1
Secondary products and miscellaneous receipts		3399-SM						
Secondary products		3399-S	06/85	150.9	151.1	151.1	4.0	0
Fabricated metal products, except machinery and transportation equipment	34		12/84	114.9	115.3	115.4	1.9	.1
Metal cans and shipping containers	341		12/84	106.0	106.1	106.0	1.3	-.1
Metal cans	3411		06/81	116.7	116.9	116.8	1.8	-.1
Primary products		3411-P	06/81	115.6	115.7	115.6	1.9	-.1
Steel cans		3411-1	06/81	119.7	119.7	119.7	1.4	0
Steel cans, food		3411-1B	06/81	125.4	125.4	125.4	1.4	0
Fruit and fruit juice can		3411-117	06/81	134.3	136.1	135.6	.6	-.4
Vegetable and vegetable juice can		3411-119	06/81	114.9	114.4	114.4	1.3	0
Can, other foods (including soups)		3411-131	06/81	137.4	137.4	137.4	1.7	0
Steel cans, general packaging (including pet food)		3411-1C	06/81	120.8	120.8	120.8	1.3	0
Paint and varnish can		3411-137	06/81	128.2	128.2	128.2	.8	0
Aerosol can		3411-139	12/86	109.4	109.4	(3)	(3)	(3)

See footnotes at end of table.

Digitized for FRASER
http://fraser.stlouisfed.org/
Federal Reserve Bank of St. Louis

Table 5. Producer price indexes for the net output of selected industries and their products—Continued

Industry and product[1]	Industry code	Product code	Index base	Index			Unadjusted percent change to Sep. 1990 from —	
				May 1990[2]	Aug. 1990[2]	Sep. 1990[2]	Sep. 1989	Aug. 1990
Metal cans—Continued								
Can, other non-food		3411-141	06/81	127.5	128.1	128.1	-0.7	0
Aluminum cans		3411-2	06/81	110.8	110.9	110.7	2.3	-.2
Aluminum cans, beverage		3411-2A	06/81	110.7	110.8	110.6	2.2	-.2
Soft drink can		3411-211	06/81	112.9	(3)	113.2	1.9	(3)
Beer can		3411-213	06/81	109.2	108.7	108.6	2.7	-.1
Metal can components (steel and aluminum)		3411-3	06/81	108.4	108.5	108.4	2.3	-.1
Metal can components (steel and aluminum)		3411-311	06/81	108.4	108.5	108.4	2.3	-.1
Secondary products and miscellaneous receipts		3411-SM						
Secondary products		3411-S	06/81	141.3	143.2	143.2	2.4	.0
Metal barrels, drums, and pails	3412		06/83	111.3	111.2	111.1	-3.5	-.1
Primary products		3412-P	06/83	116.8	116.7	116.7	.5	0
Steel pails		3412-1	06/83	128.2	128.2	128.2	1.4	0
11 1/4 in. dia.: full removable head		3412-121	08/83	140.9	140.9	140.9	1.6	0
11 1/4 inch diameter: tight head		3412-123	06/83	110.7	(3)	110.7	(3)	(3)
Standard		3412-12311	06/83	110.7	(3)	110.7	(3)	(3)
All other diameters		3412-129	09/83	127.8	(3)	(3)	(3)	(3)
Steel shipping barrels and drums		3412-2	06/83	114.1	113.9	113.9	.3	0
14-inch diameter, all gauges		3412-221	04/84	103.2	103.2	103.2	(3)	0
Open head, full or partial		3412-22115	04/84	104.0	104.0	104.0	(3)	0
All exc. 14-in. dia.: 18 gauge & heavier: 50 gal. & over: tight head		3412-225	06/83	116.1	116.1	116.1	2.5	0
All exc. 14-in. dia.: 18 gauge & heavier: 50 gal: & over: open head		3412-227	06/83	105.9	106.3	106.3	.9	0
All exc. 14-in. dia.: 19 & 20 gauge (incl. 20/18): 50 gal. & over: tight head		3412-229	06/83	116.3	116.0	116.0	-1.0	0
All except 14-in. dia.: lighter than 20 gauge		3412-237	08/83	111.4	110.4	109.8	-1.8	-.5
30 gallons and over		3412-23711	09/83	111.1	109.6	109.6	(3)	0
Secondary products and miscellaneous receipts		3412-SM						
Secondary products		3412-S	06/83	105.9	105.9	105.9	.4	0
Cutlery, hand tools, and general hardware	342		12/84	116.1	116.8	117.0	4.1	.2
Cutlery	3421		12/83	121.4	122.0	122.1	3.7	.1
Primary products		3421-P	12/83	125.0	125.3	125.4	4.9	.1
Cutlery, scissors, shears, trimmers, and snips		3421-1	12/83	122.2	122.9	123.0	4.9	.1
Kitchen cutlery, incl. knives, forks, and cleavers		3421-121	12/83	129.1	129.5	129.9	4.3	.3
Pocket knives & other folding blade knives		3421-141	12/83	137.3	137.4	137.4	4.6	0
Scissors & shears, incl. hshld types, excl. barber, pinking & tail. shears, etc.		3421-153	12/83	131.0	131.0	131.0	5.2	0
Metal-cutting shears, incl. aviation & tinners' snips, bx, & wire fil. cutters		3421-157	12/83	118.1	118.1	118.1	7.3	0
All other scissors & shears, incl. hedge & grass shears & pruners		3421-159	12/83	124.7	124.7	124.7	6.8	0
Secondary products and miscellaneous receipts		3421-SM						
Secondary products		3421-S	12/83	121.3	126.9	126.9	6.9	0
Hand and edge tools, n.e.c.	3423		06/83	128.7	129.7	129.8	4.7	.1
Primary products		3423-P	06/83	130.3	131.0	131.0	5.2	0
Mechanics' hand service tools		3423-1	06/83	132.5	132.8	132.8	6.6	0
Pliers		3423-111	06/83	120.8	120.8	120.8	5.1	0
Slip joint pliers		3423-11112	06/83	122.8	122.8	122.8	5.8	0
Solid joint pliers		3423-11113	06/83	119.8	119.8	119.8	4.5	0
Wrenches		3423-113	06/83	134.3	134.7	134.6	6.9	-.1
Sockets for hand-operated wrenches		3423-11321	06/83	134.0	135.0	135.0	6.8	0
Combination open-end and box wrencnes		3423-11324	06/83	134.4	134.6	134.6	6.3	0
Torque wrenches		3423-11325	06/83	141.1	141.1	141.1	6.9	0
Adjustable wrenches, including pipe wrenches		3423-11326	06/83	136.0	136.0	136.0	10.3	0
All other wrenches		3423-11327	06/83	131.8	131.8	131.8	6.9	0
Screwdrivers		3423-114	06/83	134.8	134.8	134.8	7.8	0
Automotive jacks, mechanical, excluding hydraulic and pneumatic		3423-115	06/83	124.9	128.0	129.6	4.9	1.3
Tools for automotive use, excluding jacks		3423-116	06/83	135.5	135.5	135.5	7.0	0
All other mechanics' hand service tools		3423-117	06/83	130.9	130.9	130.9	5.6	0
Edge tools, hand operated		3423-2	06/83	120.9	121.2	121.2	2.5	0
Axes, adzes, and hatchets		3423-231	06/83	123.4	123.7	123.7	.2	0
Chisels		3423-283	06/83	114.5	114.5	114.5	-14.4	0
Professional and craftsmen's edge hand tools		3423-285	06/83	134.9	134.9	134.9	(3)	0
All other edge tools		3423-298	06/83	123.2	124.7	124.7	2.6	0
Files, rasps, and file accessories and other hand tools		3423-3	06/83	131.3	133.0	132.8	3.9	-.2
Shovels,spades, scoops, telegraph spoons, and scrapers		3423-311	06/83	142.1	147.7	147.7	4.2	0
Heavy forged hammers, sledges (4 pounds and over), picks, pick mattocks, and mauls		3423-331	06/83	133.1	133.1	133.1	1.4	0
Steel goods, including forks, hoes, rakes, weeders, etc.		3423-341	06/83	141.5	148.3	147.4	4.7	-.6
Other hand tools, except edge tools		3423-398	06/83	127.0	127.5	127.5	3.5	0
Secondary products and miscellaneous receipts		3423-SM						
Miscellaneous receipts		3423-M	06/83	115.6	118.3	118.3	.5	0
Resales		3423-Z89	06/83	115.6	118.3	118.3	.5	0
Secondary products		3423-S	06/83	129.0	131.4	131.9	3.8	.4
Hand saws and saw blades	3425		06/83	121.4	121.5	121.8	3.7	.2
Primary products		3425-P	06/83	123.1	123.4	123.7	4.0	.2
Handsaws and handsaw blades		3425-1	06/83	128.8	131.9	132.5	5.3	.5

See footnotes at end of table.

Digitized for FRASER
http://fraser.stlouisfed.org/
Federal Reserve Bank of St. Louis

Table 5. Producer price indexes for the net output of selected industries and their products—Continued

Industry and product[1]	Industry code	Product code	Index base	Index			Unadjusted percent change to Sep. 1990 from —	
				May 1990[2]	Aug. 1990[2]	Sep. 1990[2]	Sep. 1989	Aug. 1990
Hand saws and saw blades—Continued								
Woodworking power saw blades		3425-2	06/83	112.0	111.4	112.0	3.7	0.5
Circular saw blades		3425-212	06/83	109.1	107.7	109.1	3.7	1.3
Solid tooth		3425-21211	06/83	111.1	111.1	111.1	1.5	0
Inserted tooth		3425-21213	06/83	101.0	97.6	101.0	7.7	3.5
All other woodworking power saw blades		3425-219	06/83	113.0	113.0	113.0	(3)	0
Metalworking power saw blades		3425-3	06/83	131.9	132.0	132.0	4.0	0
Circular saw blades, including separate inserted teeth		3425-331	07/83	101.7	102.5	102.5	4.4	0
Bandsaw blades		3425-336	06/83	137.0	137.0	137.0	4.8	0
Other metalworking power saw blades		3425-339	06/83	128.8	128.8	128.8	(3)	0
All other power saw blades, including concrete, masonry, and abrasive saw blades		3425-4	06/83	122.7	122.7	122.7	.1	0
All other power saw blades, including concrete, masonry, and abrasive saw blades		3425-411	06/83	122.7	122.7	122.7	.1	0
Secondary products and miscellaneous receipts		3425-SM						
Miscellaneous receipts		3425-M	06/83	117.9	117.6	117.9	.3	.3
Secondary products		3425-S	06/83	112.2	111.9	111.9	3.7	0
Hardware, n.e.c.	3429		06/85	110.2	110.8	111.2	3.9	.4
Primary products		3429-P	06/85	109.1	109.7	110.1	4.2	.4
Furniture hardware, excluding cabinet hardware		3429-2	06/85	120.3	120.7	120.7	8.9	0
Drawer pulls, handles and slides		3429-214	06/85	125.9	125.9	125.9	13.6	0
Furniture casters		3429-253	06/85	(3)	107.6	107.6	4.2	0
Other furniture hardware		3429-298	06/85	118.2	118.2	118.2	.2	0
Builders' hardware		3429-4	06/85	116.4	117.0	117.6	3.5	.5
Padlocks including pin/non-pin tumbler and combination types		3429-415	06/85	(3)	108.2	112.4	(3)	3.9
Doorlocks, locksets, and locktrim, except architectural trim sold separately		3429-421	06/85	119.9	120.0	121.5	4.9	1.3
Cylindrical, except deadlocks and latches		3429-42111	06/85	126.8	126.8	131.8	7.3	3.9
Tubular, except deadlocks and latches		3429-42112	06/85	117.4	115.3	115.3	1.9	0
Tubular and mortise deadlocks and latches		3429-42114	06/85	115.9	117.2	117.9	6.3	.6
All other types including electronically and electrically operated		3429-42116	06/85	105.6	105.8	105.8	2.8	0
Protection plates, push plates, pulls, push pull bars, and lock trim, n.e.c.		3429-423	06/85	(3)	99.3	100.1	(3)	.8
Key blanks		3429-424	06/85	121.8	122.9	122.8	3.2	-.1
Screen and storm door hardware, including hydraulic and pneumatic closers		3429-433	06/85	106.0	106.0	106.0	-1.2	0
Door controls, closers, and checking devices		3429-442	06/85	120.6	120.6	121.0	7.7	.3
Surface applied		3429-44211	06/85	116.8	116.8	117.3	4.9	.4
Hinges, excluding cabinet hinges, including spring hinges		3429-452	06/85	108.6	108.8	107.7	2.2	-1.0
Butt hinges: 3 1/2 inch x 3 1/2 inch, and under		3429-45211	06/85	116.6	116.6	116.6	9.8	0
Butt hinges: over 3 1/2 inch x 3 1/2 inch, either dimension		3429-45212	06/85	(3)	(3)	96.5	(3)	(3)
Other hinges		3429-45213	06/85	118.1	118.1	118.6	2.4	.4
Cabinet hardware		3429-461	06/85	129.9	133.6	133.7	5.0	.1
Cabinet hinges		3429-46111	06/85	136.4	(3)	(3)	(3)	(3)
Cabinet knobs, pulls, catches and locks		3429-46113	06/85	118.0	120.0	120.0	2.1	0
Other cabinet hardware, including drawer slides		3429-46114	06/85	124.3	130.4	130.6	7.6	.2
Hangers, tracks, sliding and folding door hardware		3429-471	06/85	112.7	112.7	112.7	1.8	0
Rim locks and other locking devices, n.e.c.		3429-491	06/85	(3)	129.4	129.4	(3)	0
Other builders' hardware		3429-498	06/85	115.3	115.7	115.7	2.1	0
Motor vehicle hardware		3429-6	06/85	102.6	103.1	103.5	4.3	.4
Door hardware including locks, door handles and hinges		3429-658	06/90	(3)	100.0	100.8	(3)	.8
Other motor vehicle hardware		3429-698	06/85	98.7	100.6	101.0	1.5	.4
Other transportation equipment hardware, except motor vehicle hardware		3429-7	06/85	131.7	131.5	131.6	3.3	.1
Marine hardware		3429-711	06/85	129.1	129.1	129.4	4.2	.2
Aircraft hardware		3429-731	06/85	(3)	120.3	(3)	(3)	(3)
Other hardware, n.e.c.		3429-8	06/85	105.8	107.1	107.1	3.2	0
Casters and wheels, for dollies and industrial handtrucks		3429-822	06/85	107.6	110.4	110.4	2.6	0
Trunk and luggage hardware, including locks		3429-832	06/85	118.8	(3)	(3)	(3)	(3)
Other hardware, including hose fittings and couplers		3429-898	06/85	114.3	114.4	114.4	2.1	0
Secondary products and miscellaneous receipts		3429-SM						
Miscellaneous receipts		3429-M	07/85	(3)	131.1	131.1	(3)	0
Resales		3429-Z89	06/90	(3)	100.0	100.0	(3)	0
Secondary products		3429-S	06/85	118.3	118.5	119.7	2.7	1.0
Heating equipment, except electric and warm air; and plumbing fixtures	343		12/84	126.4	127.9	127.6	3.3	-.2
Metal sanitary ware	3431		12/80	137.6	140.4	138.5	2.1	-1.4
Primary products		3431-P	12/80	140.8	142.0	141.5	2.5	-.4
Drinking fountains		3431-2	12/86	115.5	115.5	(3)	(3)	(3)
Sinks and sink/laundry tray combinations		3431-4	12/80	160.8	165.9	162.3	2.3	-2.2
Kitchen sinks (cast iron, steel, and stainless steel)		3431-426	12/80	152.5	156.1	154.4	2.1	-1.1
Bathtubs		3431-7	12/80	132.7	132.2	133.2	2.6	.8
Cast iron bathtubs		3431-711	12/80	138.9	138.7	139.5	3.5	.6
Miscellaneous metal sanitary ware		3431-9	12/86	113.1	113.1	(3)	(3)	(3)
Urinals, including cast iron		3431-946	12/86	(3)	122.1	(3)	(3)	(3)
Secondary products and miscellaneous receipts		3431-SM						

See footnotes at end of table.

Digitized for FRASER
http://fraser.stlouisfed.org/
Federal Reserve Bank of St. Louis

Table 5. Producer price indexes for the net output of selected industries and their products—Continued

Industry and product[1]	Industry code	Product code	Index base	Index			Unadjusted percent change to Sep. 1990 from —	
				May 1990[2]	Aug. 1990[2]	Sep. 1990[2]	Sep. 1989	Aug. 1990
Plumbing fixture fittings and brass goods	3432		06/83	142.4	142.6	143.2	2.9	0.4
Primary products		3432-P	06/83	148.0	148.2	148.8	4.6	.4
Plumbing fixture fittings and brass goods		3432-1	06/83	148.0	148.2	148.8	4.6	.4
Bath and shower fittings		3432-101	06/83	138.3	138.3	138.5	4.4	.1
Single control bath and shower fittings, except thermostatic and pressure balanced		3432-10111	06/83	(3)	130.9	130.9	(3)	0
Bathtub and shower combination, other than single control		3432-10113	06/83	137.9	137.9	139.8	4.6	1.4
Other bath and shower fittings		3432-10117	06/83	149.3	(3)	(3)	(3)	(3)
Lavatory fittings		3432-102	06/83	131.3	131.2	131.2	4.0	0
Single control, 4 inch centerset		3432-10221	06/83	130.8	(3)	(3)	(3)	(3)
Residential, 4 inch centerset, other than single control		3432-10224	06/83	139.7	139.7	139.7	5.4	0
Other combination fittings		3432-10226	06/83	(3)	135.4	135.4	(3)	0
Sink fittings		3432-103	06/83	150.8	151.0	151.0	4.7	0
Single control deck-type faucet with spray		3432-10334	06/83	140.8	140.9	140.9	5.6	0
Single control deck-type faucet without spray		3432-10335	06/83	132.0	(3)	(3)	(3)	(3)
Residential deck-type faucets, other than single control		3432-10336	06/83	137.1	137.1	137.1	4.7	0
Other sink fittings		3432-10339	06/83	(3)	208.1	208.1	4.9	0
Miscellaneous brass goods		3432-104	06/83	159.8	160.3	161.6	4.9	.8
Drains and overflows		3432-10443	06/83	138.6	138.6	138.6	2.7	0
Single, or single basin faucets		3432-10444	06/83	141.6	(3)	(3)	(3)	(3)
Traps		3432-10445	06/83	130.8	130.8	130.8	2.2	0
Compression stops, including those with drains		3432-10447	06/83	143.4	(3)	(3)	(3)	(3)
Lawn hose nozzles and lawn sprinklers		3432-10451	06/83	187.1	187.1	(3)	(3)	(3)
Water closet tank flushing controls		3432-10453	06/83	148.3	149.1	150.3	5.0	.8
Other miscellaneous items		3432-10498	06/83	167.5	169.0	173.0	7.7	2.4
Secondary products and miscellaneous receipts		3432-SM						
Miscellaneous receipts		3432-M	06/83	(3)	78.5	78.5	(3)	0
Resales		3432-Z89	06/90	(3)	100.0	100.0	(3)	0
Secondary products		3432-S	06/83	151.4	151.4	151.4	8.1	0
Nonelectric heating equipment	3433		06/80	151.0	153.7	153.1	3.2	-.4
Primary products		3433-P	06/80	152.3	155.2	154.5	3.6	-.5
Cast iron heating boilers		3433-3	06/80	145.4	148.4	147.8	1.7	-.4
Oil-fired cast iron heating boilers		3433-311	06/80	139.7	142.6	141.8	1.7	-.6
Gas-fired cast iron heating boilers		3433-313	06/80	146.2	149.2	148.8	1.8	-.3
Domestic heating stoves		3433-4	06/80	128.3	128.6	126.6	3.6	-1.6
Wood and coal domestic heating stoves, except sheet metal, airtight		3433-416	06/80	126.2	126.6	123.6	5.5	-2.4
Other heating systems		3433-6	06/80	156.1	160.0	159.2	3.8	-.5
Radiators and convectors		3433-611	06/80	166.6	166.6	166.6	(3)	0
Floor and wall furnaces		3433-631	06/80	164.0	165.4	165.4	6.4	0
Gas-fired wall furnaces		3433-63113	06/80	161.9	163.5	163.5	6.6	0
Other systems, n.e.c.		3433-661	06/80	147.2	149.8	149.5	2.5	-.2
Other heating systems, n.e.c.		3433-66193	06/86	107.4	109.7	109.4	2.7	-.3
Parts for heating systems		3433-8	06/80	165.1	168.8	168.6	4.2	-.1
Gas burners and parts/attachments		3433-811	06/80	144.1	151.2	151.2	4.9	0
Gas burners under and equal to 400 MBH		3433-81101	06/80	145.1	152.2	152.2	4.9	0
Dual fuel burners and parts/attachments		3433-831	06/80	144.0	147.2	145.7	3.9	-1.0
Commercial/industrial dual fuel burners		3433-83103	06/80	134.6	138.3	137.1	1.9	-.9
Other parts, n.e.c.		3433-871	06/86	135.2	137.1	137.1	2.5	0
Secondary products and miscellaneous receipts		3433-SM						
Secondary products		3433-S	06/80	142.5	144.2	144.2	2.1	0
Other secondary products		3433-SSS	06/80	145.9	148.1	148.1	1.5	0
Fabricated structural metal products	344		12/84	118.2	118.2	118.0	.9	-.2
Fabricated structural metal	3441		06/82	118.6	118.7	118.3	-.3	-.3
Primary products		3441-P	06/82	119.1	119.4	118.8	-.2	-.5
Fabricated structural metal for buildings		3441-1	06/82	119.0	119.4	119.0	-.3	-.3
Iron and steel for industrial buildings		3441-121	06/82	122.7	122.7	122.7	.3	0
Industrial buildings and plants		3441-12101	06/82	127.2	(3)	127.2	.4	(3)
Warehouses		3441-12102	06/82	97.0	97.0	97.0	-.3	0
Iron and steel for commercial buildings		3441-122	06/82	103.6	103.5	103.5	-2.4	0
Office buildings (high-rise)		3441-12201	06/82	98.8	98.8	98.8	-3.3	0
Office buildings (low-rise)		3441-12202	06/82	102.6	101.7	102.4	-3.3	.7
Other commercial buildings (low-rise)		3441-12207	06/87	116.4	116.5	116.2	.5	-.3
Iron and steel for residential buildings		3441-123	06/87	105.3	(3)	(3)	(3)	(3)
Residential buildings (low-rise)		3441-12305	06/87	108.5	(3)	(3)	(3)	(3)
Iron and steel for public utilities		3441-127	06/82	104.4	(3)	(3)	(3)	(3)
Iron and steel for other buildings (including rel., med., instit., and educational)		3441-128	06/87	127.3	129.6	127.9	2.8	-1.3
Low-rise buildings		3441-12802	06/87	106.7	107.0	106.9	-1.6	-.1
Fabricated structural metal for bridges, trestles, and viaducts		3441-2	06/82	115.2	(3)	111.0	-3.7	(3)
Iron, steel, and aluminum for highways		3441-212	06/82	115.3	(3)	110.9	-3.9	(3)
Other fabricated structural metal		3441-3	06/82	120.2	120.3	120.1	.8	-.2
Iron and steel for towers and supporting structures		3441-342	06/82	120.3	119.3	118.0	-1.2	-1.1
Iron and steel for offshore oil and gas platforms		3441-353	06/87	113.1	(3)	(3)	(3)	(3)
Iron and steel for other uses		3441-359	06/87	116.1	116.6	116.6	1.7	0
Secondary products and miscellaneous receipts		3441-SM						
Secondary products		3441-S	06/82	131.7	130.0	131.4	-1.6	1.1

See footnotes at end of table.

Digitized for FRASER
http://fraser.stlouisfed.org/
Federal Reserve Bank of St. Louis

Table 5. Producer price indexes for the net output of selected industries and their products—Continued

Industry and product[1]	Industry code	Product code	Index base	Index			Unadjusted percent change to Sep. 1990 from —	
				May 1990[2]	Aug. 1990[2]	Sep. 1990[2]	Sep. 1989	Aug. 1990
Metal doors, sash and trim	3442		06/83	126.4	126.2	126.1	0.5	-0.1
Primary products		3442-P	06/83	128.3	128.0	128.0	.5	0
Metal doors and frames, except storm doors		3442-1	06/83	131.9	131.3	131.4	.9	.1
Aluminum doors, all types		3442-11	06/83	132.8	131.1	131.1	-.2	0
Aluminum residential doors		3442-112	06/83	125.8	125.8	125.8	-.8	0
Sliding glass patio doors		3442-11216	06/83	124.3	124.3	124.3	-1.0	0
All other residential doors, including garage		3442-11218	06/83	119.7	119.7	119.7	0	0
Aluminum commercial and institutional doors		3442-113	06/83	140.6	136.4	136.5	.5	.1
All other commercial and institutional doors		3442-11323	06/83	146.0	143.6	143.8	-1.1	.1
Iron and steel doors, all types		3442-12	06/83	131.8	132.1	132.1	1.8	0
Iron and steel industrial doors		3442-121	06/83	129.7	130.4	130.4	2.5	0
Iron and steel residential doors		3442-122	06/83	134.1	134.1	134.3	.8	.1
Garage doors		3442-12227	06/83	130.6	130.7	130.7	.5	0
Insulated steel entrance doors		3442-12229	06/83	133.6	133.5	133.7	.5	.1
All other residential doors		3442-12231	06/83	137.4	137.4	137.9	2.7	.4
Iron and steel commercial and institutional doors		3442-123	06/83	126.4	126.4	126.4	2.8	0
Overhead and sliding doors		3442-12332	08/83	123.0	123.0	123.0	1.5	0
All other commercial and institutional doors		3442-12336	06/83	115.8	115.8	115.8	.8	0
Aluminum doorframes		3442-142	06/83	131.6	131.6	131.6	-.8	0
Steel doorframes, 16 gauge and heavier		3442-143	06/83	124.0	124.0	124.3	3.4	.2
Metal window sash and frames, except storm sash		3442-2	06/83	124.1	124.1	124.0	.4	-.1
Aluminum window sash and frames		3442-21	06/83	124.9	124.9	124.8	.4	-.1
Residential aluminum window sash and frames		3442-211	06/83	122.7	122.7	122.6	.7	-.1
Single and double-hung		3442-21121	06/83	120.5	120.5	120.7	.1	.2
Horizontal sliding		3442-21124	06/83	119.5	119.5	119.0	2.1	-.4
All other residential window sash and frames		3442-21129	06/83	158.3	158.0	158.0	-.3	0
Nonresidential aluminum window sash and frames		3442-212	06/83	136.9	136.9	136.9	0	0
Single and double-hung		3442-21241	06/83	(3)	(3)	(3)	(3)	(3)
Projected and awning		3442-21245	06/88	100.2	100.2	100.2	0	0
All other nonresidential window sash and frames		3442-21249	06/83	132.2	132.2	132.2	0	0
Steel window sash and frames, all types		3442-22	06/83	112.9	(3)	(3)	(3)	(3)
Steel window sash and frames, all types		3442-221	06/83	112.9	(3)	(3)	(3)	(3)
Metal molding and trim and storefronts		3442-3	06/83	138.0	136.3	136.3	-1.4	0
Metal storefronts, sold complete at factory		3442-351	06/83	153.4	140.9	140.8	-9.0	0
Metal combination screen and storm sash and doors		3442-4	06/83	127.1	127.2	126.9	.4	-.2
Metal storm sash		3442-411	06/83	134.7	(3)	(3)	(3)	(3)
Aluminum and steel combination screen and storm sash		3442-412	06/83	127.0	127.1	126.6	1.4	-.4
Aluminum and steel combination screen and storm doors		3442-413	06/83	125.6	125.7	125.5	-.2	-.2
Metal window and door screens and weatherstrip		3442-5	06/83	121.7	(3)	122.1	-.4	(3)
Metal screen doors		3442-511	06/83	113.1	(3)	114.4	-1.5	(3)
Secondary products and miscellaneous receipts		3442-SM						
Miscellaneous receipts		3442-M	07/83	108.3	108.3	108.3	2.8	0
Secondary products		3442-S	06/83	120.8	121.3	121.0	-1.5	-.2
Fabricated plate work	3443		03/80	143.5	142.9	143.1	3.6	.1
Primary products		3443-P	03/80	145.4	145.0	145.2	4.2	.1
Heat exchangers and steam condensers		3443-1	03/80	169.9	170.9	172.6	4.6	1.0
Bare tube heat exchangers		3443-111	03/80	184.6	184.7	186.5	3.2	1.0
Fin tube heat exchangers		3443-115	03/80	153.4	156.3	156.3	7.0	0
Steam condensers		3443-151	03/80	159.4	(3)	(3)	(3)	(3)
Fabricated steel plate		3443-2	03/80	128.7	128.7	128.7	1.3	0
Steel plate for trash containers and all other containers		3443-245	12/86	114.7	113.2	113.2	-2.5	0
Weldments		3443-251	03/80	145.7	145.7	145.7	1.7	0
Other fabricated steel plate		3443-299	12/86	116.5	116.8	116.8	2.2	0
Steel power boilers (over 15 psi) and parts/attachments		3443-3	03/80	114.5	(3)	(3)	(3)	(3)
Gas cylinders		3443-4	03/80	125.5	126.3	126.3	-.4	0
Carbon steel gas cylinders		3443-412	12/86	118.7	119.7	119.7	3.2	0
All other types of gas cylinders		3443-418	12/86	117.3	117.3	117.3	-9.8	0
Metal tanks made at plant, standard, pressure		3443-5	03/80	140.4	(3)	(3)	(3)	(3)
Metal tanks made at plant, standard, non-pressure		3443-7	03/80	131.6	131.6	131.6	2.9	0
Bulk storage tanks, standard, non-pressure		3443-71	03/80	127.4	127.4	127.4	2.5	0
Carbon steel storage tanks, 6000 gal. and less		3443-711	03/80	130.7	(3)	(3)	(3)	(3)
Carbon steel storage tanks over 6000 gal.		3443-713	03/80	128.6	128.6	128.6	3.4	0
Custom tanks and vessels made at the plant		3443-8	03/80	150.3	151.7	151.1	6.4	-.4
Carbon steel customized tanks and vessels, non-LPG		3443-802	03/80	132.0	133.8	132.6	.6	-.9
Carbon steel tanks & vessels, 3/4 inch & less wall thickness		3443-80201	03/80	149.1	151.8	150.0	.8	-1.2
All other types of customized tanks and vessels, non-LPG		3443-804	12/86	134.1	134.1	134.1	3.7	0
All other types of tanks & vessels, 3/4 inch & less wall thickness		3443-80401	12/86	150.0	(3)	(3)	(3)	(3)
Custom tanks and vessels made at plant and field assembled		3443-9	03/80	130.9	132.7	132.4	3.9	-.2
Petroleum storage tanks, field assembled		3443-926	03/80	117.9	120.5	120.1	5.6	-.3
Secondary products and miscellaneous receipts		3443-SM						
Sheet metal work	3444		12/82	129.0	129.7	129.8	.7	.1
Primary products		3444-P	12/82	127.0	127.9	127.9	1.3	0
Metal roofing and roof drainage equipment		3444-4	12/82	119.4	119.4	119.7	-1.5	.3
Metal roofing, steel, all types		3444-411	12/82	109.1	109.1	109.5	.3	.4
Roof drainage equipment including eave troughs, steel		3444-423	12/82	168.3	168.3	168.3	2.0	0
Roof drainage equipment including eave troughs, aluminum		3444-429	12/82	107.9	107.9	107.9	-9.7	0
Metal flooring and siding		3444-5	12/82	118.0	118.2	117.8	.8	-.3
Metal siding, steel		3444-516	12/82	122.6	122.6	122.6	6.8	0

See footnotes at end of table.

Digitized for FRASER
http://fraser.stlouisfed.org/
Federal Reserve Bank of St. Louis

Table 5. Producer price indexes for the net output of selected industries and their products—Continued

Industry and product[1]	Industry code	Product code	Index base	Index			Unadjusted percent change to Sep. 1990 from —	
				May 1990[2]	Aug. 1990[2]	Sep. 1990[2]	Sep. 1989	Aug. 1990
Sheet metal work—Continued								
Metal siding, aluminum, for residential use, including mobile homes		3444-517	12/82	125.8	126.2	125.0	-3.6	-1.0
Noninsulated		3444-51702	12/82	125.8	126.2	125.0	-3.6	-1.0
Other sheet metal work		3444-6	12/82	133.5	134.5	134.6	2.9	.1
Cornices, skylights, ceiling domes, copings, and gravel stops		3444-611	01/84	99.1	99.1	99.1	-2.0	0
Stovepipe, furnace smokepipe, elbows, and ducts, steel		3444-634	12/82	126.5	127.8	127.8	3.8	0
Air-conditioning ducts, including dust collecting ducts, steel		3444-637	12/82	127.3	128.2	128.5	5.7	.2
Restaurant, hotel, and kitchen sheet metal equipment, steel		3444-644	12/82	194.0	(3)	(3)	(3)	(3)
Metal awnings, canopies, carports, and patios, prefabricated types, aluminum		3444-646	12/82	141.3	141.3	141.3	0	0
Soffits, fascia, and shutters, aluminum		3444-651	12/82	117.1	(3)	(3)	(3)	(3)
Other sheet metal work, steel		3444-662	12/82	131.2	132.0	132.3	6.4	.2
Mail collection or storage boxes		3444-66201	12/87	107.7	(3)	(3)	(3)	(3)
Precision sheet metal parts, not stamped		3444-66203	12/82	132.3	133.7	133.6	8.9	-.1
Other steel sheet metal work		3444-66209	12/82	126.0	126.2	126.9	4.2	.6
Other sheet metal work, aluminum		3444-664	12/82	132.2	132.4	132.6	-1.5	.2
Other sheet metal work of metals other than steel or aluminum		3444-698	12/82	141.4	142.8	142.6	2.2	-.1
Secondary products and miscellaneous receipts		3444-SM						
Miscellaneous receipts		3444-M	12/82	150.0	150.0	150.0	-9.0	0
Secondary products		3444-S	12/82	125.6	126.0	126.0	1.9	0
Architectural and ornamental metalwork	3446		12/83	122.0	122.2	122.3	1.1	.1
Primary products		3446-P	12/83	122.3	122.4	122.5	.9	.1
Architectural and ornamental metalwork		3446-1	12/83	122.3	122.4	122.5	.9	.1
Warm air or air conditioning grilles, registers and air diffusers		3446-11	12/83	109.2	106.6	106.6	-1.9	0
Iron and steel		3446-111	12/83	104.4	104.4	104.4	1.8	0
Aluminum		3446-113	12/83	114.8	108.4	108.4	-6.7	0
Stairs		3446-13	12/83	119.0	119.3	119.3	2.7	0
Industrial class		3446-131	01/84	113.8	114.6	114.6	.8	0
Commercial class		3446-135	12/83	123.1	123.1	123.1	.1	0
Architectural class		3446-137	12/83	115.6	(3)	(3)	(3)	(3)
Railings		3446-14	12/83	109.8	109.8	110.0	-.4	.2
Steel, excluding stainless steel		3446-143	12/83	114.0	114.1	114.5	-.5	.4
Iron and stainless steel		3446-144	12/88	100.0	100.0	100.0	0	0
Other metals, including combinations of metals and other materials		3446-149	12/88	96.1	96.2	96.2	-.2	0
Grating and grating treads		3446-15	12/83	130.4	130.4	(3)	(3)	(3)
Steel grating and grating treads		3446-151	12/83	132.1	132.1	(3)	(3)	(3)
Framing material for walls and ceilings (load and non-load bearing studs)		3446-16	12/83	120.7	121.9	(3)	(3)	(3)
Scaffolding and shoring		3446-18	12/83	112.6	112.6	112.6	0	0
Scaffolding		3446-181	12/83	112.2	112.2	112.2	0	0
Other architectural and ornamental metalwork		3446-19	12/83	122.4	122.6	122.8	2.0	.2
Fences, gates and posts		3446-192	12/83	116.0	116.0	116.6	1.2	.5
Window guards		3446-193	12/83	156.3	156.8	157.2	3.8	.3
Other architectural and ornamental metalwork		3446-199	12/83	117.6	116.6	116.5	1.4	-.1
Iron and stainless steel		3446-19912	12/88	102.9	102.9	102.9	2.9	0
Steel, excluding stainless steel		3446-19913	12/83	118.7	116.6	116.4	1.2	-.2
Other metals		3446-19914	12/88	100.0	100.1	100.1	.7	0
Secondary products and miscellaneous receipts		3446-SM						
Miscellaneous receipts		3446-M	12/84	102.1	(3)	102.1	2.1	(3)
Secondary products		3446-S	12/83	124.1	125.6	125.6	2.4	0
Fabricated structural metal		3441-S	12/83	133.8	133.8	(3)	(3)	(3)
Metal doors, sash and trim		3442-S	12/83	(3)	(3)	(3)	(3)	(3)
Other secondary products		3446-SSS	12/83	123.4	123.4	123.4	-.2	0
Prefabricated metal buildings	3448		12/81	116.5	114.8	114.5	.4	-.3
Primary products		3448-P	12/81	115.1	113.2	112.9	-.1	-.3
Prefab. metal bldg. sys., excl. farm service bldgs., resid. bldgs., & parts for prefab. bldgs		3448-1	12/81	111.9	109.3	108.8	-1.3	-.5
Industrial and commercial		3448-115	12/81	112.1	109.3	108.8	-1.3	-.5
Industrial		3448-11512	12/87	104.8	101.2	101.2	-1.9	0
Commercial		3448-11514	12/87	110.0	107.6	107.0	-1.0	-.6
Institutional, medical, religious, public & educational		3448-118	12/87	106.6	104.9	104.9	-.6	0
Other prefabricated and portable metal buildings and parts		3448-2	12/81	120.9	120.7	120.7	2.3	0
Other farm service bldgs., steel and aluminum, excl. wood frame bldgs		3448-215	12/81	121.0	120.2	(3)	(3)	(3)
Small utility bldgs., incl. tool sheds, cabanas, storage houses, etc., steel and aluminum		3448-221	12/81	120.6	120.6	120.6	2.2	0
Steel		3448-22117	12/87	109.7	109.7	109.7	-.1	0
Dwellings and other non-farm bldgs. incl. vacation homes, etc.; steel and aluminum		3448-235	12/81	140.5	140.1	140.1	1.2	0
Aluminum		3448-23516	12/87	118.3	118.3	118.3	2.0	0
Steel		3448-23518	12/87	109.4	107.0	(3)	(3)	(3)
Panels, parts, or sections for prefab. bldgs., not sold as a complete unit, steel & aluminum		3448-254	12/81	115.3	115.3	115.3	4.3	0
Secondary products and miscellaneous receipts		3448-SM						
Secondary products		3448-S	12/81	152.9	152.9	152.9	11.1	0
Miscellaneous metal work	3449		12/84	108.4	109.1	108.3	-2.3	-.7
Primary products		3449-P	12/84	108.2	108.6	108.1	-2.4	-.5

See footnotes at end of table.

Digitized for FRASER
http://fraser.stlouisfed.org/
Federal Reserve Bank of St. Louis

Table 5. Producer price indexes for the net output of selected industries and their products—Continued

Industry and product[1]	Industry code	Product code	Index base	Index			Unadjusted percent change to Sep. 1990 from —	
				May 1990[2]	Aug. 1990[2]	Sep. 1990[2]	Sep. 1989	Aug. 1990
Miscellaneous metal work—Continued								
Bar joists and fabricated concrete reinforcing bars		3449-4	12/84	102.3	102.3	101.8	-2.6	-0.5
Short span open-web joists		3449-443	11/86	(3)	98.6	98.6	(3)	0
All long span joists		3449-447	09/86	(3)	81.7	82.2	(3)	.6
Fabricated concrete reinforcing bars		3449-452	12/84	108.3	108.9	108.2	-.9	-.6
Other miscellaneous metal building materials and curtain wall		3449-5	12/84	119.4	119.4	119.1	-2.9	-.3
Expanded metal lath		3449-511	12/84	(3)	116.2	116.2	(3)	0
Metal plaster base accessories, including corner beads, screeds, grounds, etc.		3449-532	12/84	(3)	133.5	131.9	(3)	-1.2
Custom roll form products		3449-6	06/90	(3)	101.1	100.5	(3)	-.6
Secondary products and miscellaneous receipts		3449-SM						
Secondary products		3449-S	12/84	111.7	113.8	112.3	2.3	-1.3
Screw machine products, and bolts, nuts, screws, rivets, and washers	345		12/84	113.2	113.9	114.1	2.1	.2
Screw machine products	3451		12/83	120.2	120.5	121.0	1.9	.4
Primary products		3451-P	12/83	121.4	121.6	121.9	1.8	.2
Automotive screw machine products		3451-1	12/83	123.1	123.0	123.0	1.0	0
Other screw machine products		3451-2	12/83	120.3	120.7	121.1	2.1	.3
Aircraft		3451-222	12/83	107.0	107.0	107.0	3.5	0
Ordnance		3451-223	12/83	153.3	153.3	157.4	6.1	2.7
Household appliances, including radio and television		3451-242	12/83	150.0	150.0	150.0	4.8	0
Electric and electronic equipment		3451-252	12/88	106.4	106.6	107.7	2.3	1.0
Machinery		3451-262	12/83	105.3	105.3	105.6	.5	.3
All other end uses, except automotive		3451-298	12/83	116.5	117.2	117.1	1.5	-.1
Secondary products		3451-S	12/83	104.5	104.5	106.3	.3	1.7
Bolts, nuts, screws, rivets, and washers	3452		06/82	115.8	116.8	117.0	2.5	.2
Primary products		3452-P	06/82	115.7	116.8	116.8	2.7	0
Externally threaded fasteners, except aircraft		3452-4	06/82	113.3	113.7	114.1	1.2	.4
Mine roof bolts		3452-411	11/82	123.5	123.4	123.4	-.4	0
Hex bolts, including heavy, tap, and joint		3452-412	06/82	97.6	98.1	98.2	.8	.1
Square and round bolts and plow numbers 3, 4, 6, 7, and track		3452-413	06/82	112.2	112.2	112.2	.1	0
Studs		3452-421	06/82	103.9	103.9	103.9	-.8	0
Flanged, self-locking, set, lag, and wood screws		3452-433	12/87	107.5	108.3	108.3	.7	0
Cap screws		3452-436	12/87	114.4	119.1	122.2	11.7	2.6
Machine screws		3452-437	06/82	109.5	108.2	108.3	-.9	.1
Thread-forming tapping screws		3452-441	06/82	113.8	111.9	114.0	2.2	1.9
Thread-cutting, self-drilling, and thread-rolling screws		3452-442	06/82	105.8	105.7	105.8	1.5	.1
Other externally threaded fasteners, except aircraft		3452-469	06/82	114.2	115.9	115.5	1.0	-.3
Internally threaded fasteners, except aircraft		3452-5	06/82	98.5	98.7	98.3	-1.2	-.4
Flanged, square, sheet metal, weld, wing, and cage nuts		3452-501	06/82	118.2	118.2	119.1	2.5	.8
Hex nuts		3452-502	06/82	93.2	93.2	93.2	-3.0	0
Locknuts: prevailing torque and free spinning		3452-511	06/82	114.8	114.9	115.3	.4	.3
Other internally threaded fasteners, including all nonmetallic		3452-539	06/82	115.7	116.6	114.5	.2	-1.8
Nonthreaded fasteners, except aircraft		3452-6	06/82	112.3	112.0	112.0	.9	0
Solid rivets, all sizes		3452-601	06/82	101.2	101.2	101.2	-4.3	0
Tubular, split, and blind rivets		3452-603	06/82	114.7	114.8	115.0	5.6	.2
Pins, machine type		3452-621	06/82	113.4	109.8	109.8	-1.3	0
Washers, all types		3452-631	06/82	106.4	106.4	106.1	2.1	-.3
Other nonthreaded fasteners, including all nonmetallic		3452-649	06/82	120.0	120.0	120.0	0	0
Aircraft/aerospace fasteners		3452-7	06/82	144.0	149.1	148.9	10.3	-.1
Bolts, all KSI tensile		3452-701	06/82	136.1	138.5	139.7	13.9	.9
Screws, all types, and studs, all types		3452-712	12/87	168.8	(3)	(3)	(3)	(3)
Nuts, all types		3452-731	06/82	133.8	143.1	141.6	20.2	-1.0
Washers, all types		3452-761	12/87	(3)	(3)	(3)	(3)	(3)
Pins, all types		3452-763	06/82	169.0	(3)	(3)	(3)	(3)
Other formed fasteners		3452-8	06/82	108.0	109.4	108.7	2.5	-.6
All other, including ordnance		3452-898	04/84	109.7	109.7	109.7	2.5	0
Secondary products and miscellaneous receipts		3452-SM						
Miscellaneous receipts		3452-M	06/82	120.0	119.5	122.8	-.9	2.8
Secondary products		3452-S	06/82	113.3	113.6	113.6	.6	0
Metal forgings and stampings	346		12/84	109.3	109.3	109.8	1.9	.5
Iron and steel forgings	3462		12/83	107.3	107.5	107.7	.7	.2
Primary products		3462-P	12/83	108.5	108.8	109.0	.9	.2
Hot impression die impact, press and upset ferrous forgings		3462-5	12/83	109.6	109.9	110.0	1.1	.1
Carbon steel		3462-511	12/83	112.4	112.6	112.1	.8	-.4
Alloy steel, except stainless and high-temperature		3462-513	12/83	108.1	107.8	108.4	.5	.6
Stainless steel		3462-515	12/83	120.1	120.1	120.1	1.1	0
High-temperature iron, nickel and cobalt-base alloys		3462-517	12/83	(3)	(3)	(3)	(3)	(3)
Cold impression die impact, press and upset ferrous forgings		3462-6	12/83	120.8	(3)	(3)	(3)	(3)
Carbon steel		3462-611	12/83	129.3	(3)	(3)	(3)	(3)
Seamless rolled-ring ferrous forgings		3462-7	12/83	106.3	106.8	109.6	2.0	2.6
Carbon steel		3462-711	12/83	(3)	(3)	118.0	(3)	(3)
Open die or smith (hammer or press) ferrous forgings		3462-8	12/83	96.6	96.6	96.6	-.6	0
Carbon steel		3462-811	12/83	96.3	96.3	96.3	0	0
Alloy steel, except stainless and high-temperature		3462-813	12/83	97.1	97.0	97.0	-1.0	0

See footnotes at end of table.

Digitized for FRASER
http://fraser.stlouisfed.org/
Federal Reserve Bank of St. Louis

Table 5. Producer price indexes for the net output of selected industries and their products—Continued

Industry and product[1]	Industry code	Product code	Index base	Index			Unadjusted percent change to Sep. 1990 from —	
				May 1990[2]	Aug. 1990[2]	Sep. 1990[2]	Sep. 1989	Aug. 1990
Iron and steel forgings—Continued								
Stainless steel		3462-815	12/83	(3)	92.6	(3)	(3)	(3)
Other ferrous forgings		3462-9	02/84	(3)	95.1	95.1	(3)	0
Other ferrous forgings		3462-911	02/84	(3)	95.1	95.1	(3)	0
Secondary products and miscellaneous receipts		3462-SM						
Secondary products		3462-S	12/83	95.9	95.7	95.7	-0.9	0
Nonferrous forgings	3463		12/83	118.5	121.0	123.4	5.4	2.0
Primary products		3463-P	12/83	122.4	125.4	127.3	4.9	1.5
Hot impression die impact, press and upset nonferrous forgings		3463-5	12/83	121.4	124.9	126.9	5.8	1.6
Aluminum and aluminum alloy		3463-521	12/83	136.5	136.7	136.7	2.6	0
Titanium and titanium alloy		3463-523	12/83	92.9	96.3	100.1	7.8	3.9
Copper and copper alloy		3463-525	12/83	132.2	134.1	133.9	-3.7	-.1
Cold impression die impact, press and upset nonferrous forgings		3463-6	12/83	(3)	(3)	(3)	(3)	(3)
Aluminum and aluminum alloy		3463-621	12/83	(3)	(3)	(3)	(3)	(3)
Open die or smith (hammer or press) nonferrous forgings		3463-8	12/83	(3)	(3)	(3)	(3)	(3)
Aluminum and aluminum alloy		3463-821	12/83	(3)	(3)	(3)	(3)	(3)
Secondary products and miscellaneous receipts		3463-SM						
Secondary products		3463-S	12/83	(3)	102.9	107.5	(3)	4.5
Automotive stampings	3465		12/82	112.7	112.7	112.7	2.4	0
Primary products		3465-P	12/82	110.4	110.4	110.5	.6	.1
Original equipment automotive stampings		3465-1	12/82	109.4	109.5	109.5	.5	0
Passenger car stampings		3465-111	12/82	109.4	109.3	109.4	0	.1
Body panels		3465-11111	12/82	106.0	106.0	106.0	0	0
Chassis parts		3465-11112	12/82	117.4	117.2	117.4	.1	.2
Truck and bus stampings		3465-113	12/82	109.8	111.1	111.0	4.8	-.1
Body panels		3465-11313	12/82	109.6	111.6	111.3	6.2	-.3
Chassis parts		3465-11314	12/82	110.1	110.0	110.3	1.8	.3
Service part automotive stampings		3465-3	12/82	(3)	118.6	118.6	(3)	0
Passenger car stampings		3465-311	12/82	(3)	119.7	119.7	(3)	0
Secondary products and miscellaneous receipts		3465-SM						
Secondary products		3465-S	12/82	137.7	137.8	137.8	23.9	0
Metal crowns and closures	3466		12/83	119.1	115.1	119.9	3.6	4.2
Primary products		3466-P	12/83	119.1	114.8	120.0	3.9	4.5
Metal commercial closures(caps)		3466-1	12/83	124.4	116.6	126.1	8.1	8.1
Screw thread and lug type(nonvacuum)		3466-103	12/83	120.8	124.4	124.4	6.2	0
Tin mill products		3466-10331	12/83	120.8	124.4	124.4	6.2	0
Metal caps (vacuum)		3466-142	12/83	127.7	109.4	127.7	9.7	16.7
Continuous thread		3466-14244	12/83	105.3	105.3	105.3	2.2	0
Other metal closures, except crowns		3466-3	12/83	102.4	102.4	102.4	-5.4	0
All other metal closures,(roll-ons,snips,tabs,etc.)		3466-364	12/83	102.3	102.3	(3)	(3)	(3)
Soft drink		3466-36411	12/83	102.3	102.3	(3)	(3)	(3)
Metal crowns		3466-4	12/83	120.8	120.5	120.6	5.0	.1
Soft drink containers		3466-415	12/83	122.3	121.8	121.9	5.4	.1
Conventional type		3466-41517	12/83	120.0	119.4	119.6	5.5	.2
Metal stampings, n.e.c.	3469		06/84	120.9	120.9	121.5	1.4	.5
Primary products		3469-P	06/84	120.8	120.7	121.4	1.8	.6
Job stampings, except automotive		3469-2	06/84	121.1	121.5	122.8	3.5	1.1
Recreational vehicle stampings (motor homes, travel trailers, etc.)		3469-201	12/88	104.9	104.9	104.9	0	0
Motor and generator stampings		3469-205	12/88	101.4	83.7	83.7	-17.5	0
Aviation stampings		3469-211	06/84	122.1	124.1	124.1	11.8	0
Agricultural equipment stampings		3469-215	06/84	119.4	119.4	119.4	1.6	.0
Electrical equipment stampings, except refrigerator and laundry		3469-225	06/84	111.9	112.8	112.8	.3	0
Furniture stampings		3469-231	06/84	106.4	106.4	106.6	.8	.2
Office machine stampings		3469-241	06/84	133.4	138.9	138.9	18.5	0
Radio, television and phonograph stampings		3469-251	12/88	115.4	115.0	115.0	8.7	0
Stove, heater and air conditioner stampings		3469-271	06/84	114.6	114.5	114.5	-1.0	0
Other industrial equipment stampings		3469-289	06/84	129.3	132.3	132.0	2.4	-.2
Other job stampings		3469-298	06/84	119.4	119.7	122.2	3.0	2.1
Stamped and spun utensils, cooking and kitchen, aluminum		3469-4	06/84	141.5	141.9	141.9	-.4	0
Bakeware, pantryware and miscellaneous household utensils		3469-414	06/84	(3)	148.4	(3)	(3)	(3)
Stamped and spun utensils, cooking and kitchen, except aluminum		3469-5	06/84	115.1	115.1	115.1	2.5	0
Other utensils, including commercial, hospital and outdoor, stainless steel		3469-515	10/84	132.4	132.4	132.4	-1.0	0
Other stamped and spun utensils, cooking and kitchen, including vitreous enamel		3469-598	06/84	138.0	138.0	138.0	5.6	0
Other stamped and pressed metal end products		3469-9	06/84	116.0	114.9	115.0	-.9	.1
Other stamped and pressed metal end products		3469-998	06/84	114.5	114.8	114.8	.7	0
Secondary products and miscellaneous receipts		3469-SM						
Secondary products		3469-S	06/84	120.8	121.3	121.3	-.4	0
Coating, engraving, and allied services	347		12/84	117.4	117.9	118.4	1.7	.4
Metal plating and polishing	3471		12/84	120.2	120.6	121.5	3.0	.7
Primary products		3471-P	12/84	120.5	120.9	121.9	3.1	.8
Metal plating and polishing		3471-1	12/84	120.5	120.9	121.9	3.1	.8
Electroplating-rack		3471-101	12/84	119.0	119.8	120.3	3.3	.4

See footnotes at end of table.

Digitized for FRASER
http://fraser.stlouisfed.org/
Federal Reserve Bank of St. Louis

Table 5. Producer price indexes for the net output of selected industries and their products—Continued

Industry and product[1]	Industry code	Product code	Index base	Index			Unadjusted percent change to Sep. 1990 from —	
				May 1990[2]	Aug. 1990[2]	Sep. 1990[2]	Sep. 1989	Aug. 1990
Metal plating and polishing—Continued								
Electroplating-barrel		3471-102	12/84	128.0	128.5	128.5	3.5	0
Engineering plating - hard chrome, hard nickel		3471-103	12/84	118.0	117.9	123.9	5.5	5.1
Anodizing		3471-104	12/84	124.5	124.7	124.6	2.6	-.1
Hard coat anodizing		3471-10431	12/84	114.2	114.8	114.6	.4	-.2
Other anodizing		3471-10432	12/84	127.0	127.1	127.1	3.2	0
Mechanical surface preparation		3471-105	12/84	111.1	111.1	111.1	.4	0
Polishing and buffing		3471-10541	12/84	109.7	109.7	109.7	.2	0
Other surface finishing		3471-10543	12/84	126.7	127.2	127.2	2.3	0
Other plating including reel to reel continuous plating		3471-107	12/84	116.3	116.3	116.3	1.0	0
Reel to reel continuous plating		3471-10751	12/89	100.0	100.0	(3)	(3)	(3)
Other plating		3471-10752	12/89	100.1	100.1	100.1	(3)	0
Secondary products and miscellaneous receipts		3471-SM						
Secondary products		3471-S	12/84	117.3	117.4	117.6	2.3	.2
Metal coating and allied services	3479		12/84	114.1	114.8	114.8	.2	0
Primary products		3479-P	12/84	114.7	115.5	115.5	0	0
Metal coating and allied services		3479-1	12/84	114.7	115.5	115.5	0	0
Etching and engraving metal nameplates		3479-101	12/84	121.8	(3)	121.8	0	(3)
Other etching and engraving		3479-102	12/84	151.1	152.2	152.0	-3.6	-.1
Galvanizing and other hot dip coating		3479-103	12/84	119.8	120.2	120.1	-1.1	-.1
Sheet and strip galvanizing		3479-10311	12/89	99.0	99.0	(3)	(3)	(3)
After fabrication galvanizing, excluding all steel company operations		3479-10312	12/84	125.9	127.1	126.7	-.8	-.3
Hot dip coating other than zinc		3479-10314	12/84	114.1	115.6	116.6	2.2	.9
Organic coatings		3479-104	12/84	109.4	110.2	110.2	.6	0
Coil coating		3479-10421	12/84	102.1	105.1	105.1	(3)	0
Spray coating, including electrostatic coating		3479-10422	12/84	116.6	116.6	116.6	1.7	0
All other organic coating		3479-10423	12/84	108.5	108.5	108.5	.6	0
All other metal coating or allied services		3479-105	12/89	100.9	104.3	103.2	(3)	-1.1
Secondary products and miscellaneous receipts		3479-SM						
Miscellaneous receipts		3479-M	12/89	105.2	(3)	105.2	(3)	(3)
Secondary products		3479-S	12/84	109.1	109.5	109.5	1.8	0
Ordnance and accessories, except vehicles and guided missiles	348		06/85	111.8	112.2	112.2	.3	0
Small arms ammunition,30mm and under	3482		06/85	108.8	109.2	109.2	-1.7	0
Primary products		3482-P	06/85	110.7	111.2	111.2	-2.1	0
Cartridges for small firearms (rifles and sidearms)		3482-1	06/85	101.2	104.3	104.3	1.0	0
Centerfire pistols, including cartridges interchangeable between rifles and pistols		3482-114	06/85	114.8	(3)	115.0	.4	(3)
Shipped to government (Federal, State, and local)		3482-11441	06/85	113.8	(3)	114.3	1.2	(3)
Ammunition components		3482-3	06/85	111.2	109.0	109.0	-.8	0
Wads, shot cases (primed or unprimed), bullets, bullet jackets, and cases		3482-369	06/85	113.0	110.9	110.9	-.5	0
Ammunition, except small arms, n.e.c.	3483		12/85	105.6	105.3	105.3	0	0
Primary products		3483-P	12/85	101.3	100.7	100.7	0	0
Artillery ammunition and component parts, over 30mm (or 1.18 inches)		3483-1	12/85	100.9	106.7	106.7	4.2	.0
Complete rounds, loaded		3483-111	12/85	(3)	(3)	(3)	(3)	(3)
Artillery component parts		3483-171	12/85	106.9	106.9	106.9	-.5	0
Primers		3483-17111	12/85	(3)	(3)	(3)	(3)	(3)
Fuses		3483-17114	12/85	106.4	106.4	106.4	5.1	0
Ammunition, except for small arms, n.e.c.		3483-3	12/85	101.8	93.5	93.5	-5.3	0
Other ammunition and ammunition parts, n.e.c., except small arms		3483-341	12/85	118.6	118.6	118.6	2.9	0
Small arms, 30 mm and under	3484		06/85	126.3	126.3	126.3	3.1	0
Primary products		3484-P	06/85	127.2	127.2	127.2	2.9	0
Pistols and revolvers		3484-2	06/85	124.1	124.1	124.1	2.2	0
Centerfire pistols and revolvers		3484-201	06/85	121.5	121.5	121.5	2.9	0
Rimfire pistols and revolvers		3484-202	06/85	133.1	133.1	133.1	0	0
Rifles		3484-3	06/85	129.3	129.3	129.3	5.5	0
Centerfire rifles		3484-301	06/85	127.0	127.0	127.0	5.3	0
Bolt repeater centerfire rifles		3484-30122	08/85	129.1	129.1	129.1	5.6	0
Shotguns		3484-4	06/85	127.3	127.3	127.3	3.3	0
Repeating shotguns		3484-401	06/85	128.1	128.1	128.1	3.4	0
Other small arms		3484-5	06/85	115.2	115.2	115.2	-.9	0
Other small arms		3484-501	06/85	115.2	115.2	115.2	-.9	0
Parts and attachments for small arms		3484-6	06/85	121.5	121.5	121.5	2.5	0
Parts and attachments for small arms		3484-601	06/85	121.5	121.5	121.5	2.5	0
Secondary products and miscellaneous receipts		3484-SM						
Secondary products		3484-S	06/85	116.2	116.2	116.2	4.9	0
Ordnance and accessories, n.e.c.	3489		12/85	101.2	103.2	103.0	-.9	-.2
Primary products		3489-P	12/85	110.2	114.6	114.3	9.7	-.3
Ordnance and accessories, n.e.c., incl. rocket projectors, torpedo tubes, and their parts		3489-2	12/85	104.7	109.6	109.3	8.1	-.3
Ordnance and accessories, n.e.c., and their parts		3489-201	12/85	104.7	109.6	109.3	8.1	-.3
Ordnance and accessories, n.e.c., and their parts - domestic sales		3489-20121	12/85	107.4	114.0	113.5	10.6	-.4
Secondary products and miscellaneous receipts		3489-SM						

See footnotes at end of table.

Digitized for FRASER
http://fraser.stlouisfed.org/
Federal Reserve Bank of St. Louis

Table 5. Producer price indexes for the net output of selected industries and their products—Continued

Industry and product[1]	Industry code	Product code	Index base	Index			Unadjusted percent change to Sep. 1990 from —	
				May 1990[2]	Aug. 1990[2]	Sep. 1990[2]	Sep. 1989	Aug. 1990
Miscellaneous fabricated metal products	349		12/84	119.8	120.7	121.0	2.4	0.2
Steel springs, except wire	3493		06/81	113.8	114.1	114.4	2.1	.3
Primary products		3493-P	06/81	112.9	113.1	113.1	1.8	0
Hot formed springs		3493-1	06/81	112.3	112.6	112.5	2.5	-.1
Hot formed coil springs		3493-121	06/81	113.1	113.4	113.4	3.2	0
Locomotive, railroad car, and other helical springs		3493-12116	06/81	124.7	125.2	125.2	3.3	0
Hot formed leaf springs		3493-131	06/81	109.3	109.4	109.4	1.7	0
Replacement leaf springs (including exports) for cars, buses, and trucks		3493-13151	06/81	113.4	113.8	113.7	1.2	-.1
Original equipment leaf springs other than for passenger cars		3493-13158	06/81	104.4	104.4	104.4	2.2	0
Cold formed springs		3493-2						
Cold formed flat springs made of sheet and strip		3493-271	06/81	115.8	115.8	115.8	-1.0	0
Secondary products and miscellaneous receipts		3493-SM						
Miscellaneous receipts		3493-M	06/81	118.3	118.3	118.3	0	0
Secondary products		3493-S	06/81	117.8	118.3	120.2	3.2	1.6
Valves and pipe fittings	3494		12/82	128.6	130.0	130.3	4.3	.2
Primary products		3494-P	12/82	129.5	131.0	131.3	4.3	.2
Fluid power valves		3494-2	12/82	119.9	122.0	119.9	2.7	-1.7
Hydraulic valves		3494-212	12/82	113.8	114.4	111.2	-.3	-2.8
Manually operated directional control valves		3494-21201	12/82	120.1	120.1	108.0	-5.8	-10.1
Solenoid operated directional control valves		3494-21202	12/82	102.9	(3)	(3)	(3)	(3)
Other directional control valves		3494-21203	12/82	109.0	110.3	110.3	1.9	0
Flow control valves (including check valves)		3494-21205	12/82	116.9	116.9	116.9	2.1	0
Other hydraulic valves		3494-21207	12/82	113.0	113.0	118.2	4.6	4.6
Pneumatic valves		3494-224	12/82	133.7	138.9	139.4	8.5	.4
Pressure control valves		3494-22403	12/82	136.5	(3)	(3)	(3)	(3)
Other pneumatic valves		3494-22405	12/82	132.0	135.7	136.7	9.4	.7
Metal valves for piping systems and equipment, except plumbing and heating valves		3494-3	12/82	122.6	122.6	123.2	2.6	.5
Gates, globes, angles, checks, etc.		3494-312	12/82	120.9	121.4	122.1	1.1	.6
Water works or municipal valves (IBBM, AWWA, UL)		3494-31201	12/82	129.0	129.0	129.0	.9	0
Fire hydrants		3494-31202	12/82	141.7	143.2	143.2	5.1	0
Iron valves (excluding IBBM, AwwA, UL)		3494-31203	12/82	129.2	133.4	133.7	9.2	.2
Cast carbon steel valves (all pressures)		3494-31204	12/82	107.4	106.8	106.8	3.0	0
Forged carbon steel valves (all pressures)		3494-31205	12/82	95.7	95.7	95.7	1.5	0
Brass and bronze valves (125 lb w.s.p. and over)		3494-31207	12/82	131.8	132.8	135.3	5.9	1.9
Pop safety valves and relief valves (over 15 lb w.s.p.)		3494-349	12/82	138.5	138.5	138.5	2.4	0
Ball valves, all metals, pressures, and types		3494-363	12/82	124.8	125.2	125.6	4.3	.3
Iron and steel ball valves		3494-36301	12/82	121.5	121.5	122.1	4.5	.5
Brass and bronze ball valves		3494-36302	12/82	135.9	137.3	137.3	3.6	0
Butterfly valves, all metals, pressures, and types		3494-367	12/82	114.2	112.6	113.8	4.6	1.1
Iron butterfly valves, including ductile		3494-36701	12/82	108.6	108.6	107.7	.8	-.8
Steel (cast and fabricated) butterfly valves		3494-36702	12/82	119.0	116.0	119.0	7.7	2.6
Plug valves, all metals, pressures, and types		3494-375	12/82	130.3	130.3	130.3	10.5	0
Iron plug valves, including ductile		3494-37501	12/82	135.1	135.1	135.1	22.5	0
Carbon steel plug valves		3494-37502	12/82	120.2	120.2	120.2	6.7	0
Other alloy plug valves, including alloy steel		3494-37503	12/82	146.8	(3)	146.8	6.1	(3)
Other metal valves and specialties		3494-398	12/82	118.9	118.0	118.0	1.5	0
Plumbing and heating valves and specialties, excluding plumbers' brass goods		3494-4	12/82	121.7	121.7	124.5	5.9	2.3
Other plumbing and heating valves 15 lb w.s.p. and under		3494-419	12/82	115.3	115.3	115.3	4.8	0
Automatic regulating and control valves		3494-5	12/82	129.0	129.3	129.3	3.7	0
Pneumatic actuated control valves		3494-505	12/82	136.9	136.9	137.0	5.1	.1
Self-contained direct actuated pressure regulator valves		3494-531	12/82	128.7	128.7	128.7	3.4	0
Flow regulator valves for gas, vapors, or liquids		3494-545	12/82	122.6	124.6	124.6	6.1	0
Other regulator valves		3494-548	12/82	124.6	124.6	124.6	1.2	0
Solenoid valves		3494-6	12/82	131.6	(3)	(3)	(3)	(3)
Solenoid valves		3494-655	12/82	131.6	(3)	(3)	(3)	(3)
Metal fittings, flanges, and unions for piping systems		3494-7	12/82	155.2	160.6	160.8	6.7	.1
Forged carbon steel fittings, flanges, and unions		3494-723	12/82	125.8	125.8	126.0	-3.2	.2
Threaded type		3494-72302	12/82	122.5	122.5	123.5	.8	.8
Stainless and alloy steel fittings, flanges, and unions		3494-725	12/82	113.7	113.7	113.7	4.1	0
Socket-weld and threaded type		3494-72501	12/82	95.8	(3)	95.8	0	(3)
Butt-welding type		3494-72502	12/82	(3)	(3)	(3)	(3)	(3)
Pipe couplings		3494-785	12/82	140.4	146.5	149.0	13.1	1.7
All other metal fittings and unions for piping systems		3494-798	12/82	105.6	104.5	106.2	1.5	1.6
Fluid power hose and tube fittings		3494-8	12/82	118.9	120.7	122.2	7.0	1.2
Fittings for metal and plastic tubing		3494-815	12/82	119.4	119.4	119.4	2.0	0
Hose end fittings and hose assemblies for fluid power systems		3494-841	12/82	118.6	121.4	123.7	9.8	1.9
Other hose connectors		3494-84104	12/82	116.2	118.8	118.9	4.0	.1
Parts and components for valves and pipe fittings (sold separately)		3494-9	12/82	138.1	138.1	138.1	4.7	0
Secondary products and miscellaneous receipts		3494-SM						
Miscellaneous receipts		3494-M	12/82	96.4	98.8	98.8	7.9	0
Secondary products		3494-S	12/82	134.7	135.2	135.4	3.8	.1
Wire springs	3495		12/82	114.5	114.6	114.6	1.3	0
Primary products		3495-P	12/82	114.2	114.3	114.3	.6	0
Precision mechanical springs		3495-2	12/82	123.7	123.8	124.0	1.1	.2

See footnotes at end of table.

Digitized for FRASER
http://fraser.stlouisfed.org/
Federal Reserve Bank of St. Louis

Table 5. Producer price indexes for the net output of selected industries and their products—Continued

Industry and product[1]	Industry code	Product code	Index base	Index			Unadjusted percent change to Sep. 1990 from —	
				May 1990[2]	Aug. 1990[2]	Sep. 1990[2]	Sep. 1989	Aug. 1990
Wire springs—Continued								
Compression type, shipments to O.E.M		3495-212	12/82	121.7	121.8	122.1	0.7	0.2
Automotive		3495-21211	12/82	105.9	105.9	105.9	1.7	0
Other machinery		3495-21215	12/82	125.0	125.0	125.0	1.1	0
Consumer goods		3495-21217	12/82	107.3	(3)	107.3	-7.3	(3)
Other		3495-21219	12/82	114.3	114.6	115.5	2.7	.8
Compression type, other shipments		3495-214	12/82	119.5	120.9	120.9	3.7	0
Extension type		3495-215	12/82	131.2	131.2	131.2	1.4	0
Torsion type		3495-217	12/82	118.8	118.4	118.4	.1	0
Other wire springs		3495-3	12/82	106.6	106.6	106.6	.1	0
Other upholstery and furniture springs		3495-319	12/82	108.0	(3)	108.0	0	(3)
Other wire springs		3495-398	12/82	105.6	105.6	(3)	(3)	(3)
Secondary products and miscellaneous receipts		3495-SM						
Secondary Products		3495-S	12/82	111.3	111.3	111.3	2.6	0
Miscellaneous fabricated wire products	3496		12/82	119.3	119.1	119.4	2.1	.3
Primary products		3496-P	12/82	118.5	118.6	119.0	2.3	.3
Noninsulated ferrous wire rope, cable and strand		3496-1	12/82	121.6	121.5	121.5	2.9	0
Steel wire rope and cable		3496-111	12/82	115.9	115.9	115.9	4.6	0
Composite strand, rope and cable		3496-121	12/82	168.7	166.6	166.6	2.8	0
Other steel wire strand		3496-135	12/82	116.7	117.7	118.1	3.1	.3
Wire forms		3496-141	06/89	104.9	104.9	104.9	1.2	0
Ferrous wire cloth and other ferrous woven wire products		3496-4	12/82	119.0	119.6	121.7	1.7	1.8
Industrial wire cloth		3496-461	12/82	132.4	133.5	137.0	2.2	2.6
Other ferrous woven cloth and woven wire products		3496-498	12/82	112.5	112.5	112.5	.8	0
Steel fencing and fence gates		3496-6	12/82	124.0	124.0	124.0	1.2	0
Chain link fencing		3496-613	12/82	122.7	122.7	122.7	1.5	0
Wire fence, woven and welded		3496-621	06/89	104.1	104.1	104.1	3.0	0
Steel nails, spikes, brads, staples and tacks		3496-7	12/82	111.9	111.0	111.0	1.7	0
Other ferrous fabricated wire products		3496-8	12/82	118.6	118.9	119.2	2.2	.3
Wire chain, other		3496-849	12/82	120.6	(3)	(3)	(3)	(3)
Welded steel wire fabric (concrete reinforcing mesh)		3496-861	12/82	(3)	(3)	(3)	(3)	(3)
Wire garment hangers		3496-871	04/83	144.8	144.8	144.8	4.8	0
Wire carts		3496-873	12/82	121.3	122.5	121.3	2.0	-1.0
Wire cages		3496-875	12/82	112.1	112.4	112.4	2.4	0
Other ferrous wire products		3496-898	12/82	111.3	111.7	111.8	1.5	.1
Secondary products and miscellaneous receipts		3496-SM						
Miscellaneous receipts		3496-M	12/82	119.2	112.3	112.3	-5.0	.0
Resales		3496-Z89	12/82	119.2	112.3	112.3	-5.0	0
Secondary products		3496-S	12/82	127.7	127.8	127.8	5.2	0
Metal foil and leaf	3497		12/84	119.7	120.9	123.0	.8	1.7
Primary products		3497-P	12/84	115.0	115.3	115.4	-1.0	.1
Laminated aluminum foil rolls and sheets for flexible packaging uses		3497-2	12/84	106.0	106.2	106.1	-2.8	-.1
Polyethylene coated or laminated, foil and paper combination		3497-215	12/84	110.2	(3)	110.2	-2.7	(3)
Other foil and paper combinations		3497-216	12/84	106.8	107.2	107.0	-1.1	-.2
Non-food products		3497-21614	12/84	114.1	115.2	114.7	.3	-.4
Converted unmounted aluminum foil for nonpackaging applications		3497-3	12/84	113.8	113.8	113.8	1.4	0
Unmounted or coated (plain or printed)		3497-352	12/84	123.7	123.7	123.7	3.2	0
Other metal foil and leaf		3497-4	12/84	119.7	122.4	124.2	3.2	1.5
Other metal foil and leaf including composition (combination of two or more metals)		3497-411	12/84	119.7	122.4	124.2	3.2	1.5
Secondary products and miscellaneous receipts		3497-SM						
Fabricated pipe and fabricated pipe fittings	3498		06/81	125.8	127.2	126.1	-3.7	-.9
Primary products		3498-P	06/81	124.6	125.9	125.4	-1.2	-.4
Iron and steel pipe, tube, and fittings		3498-1	06/81	120.3	121.7	121.6	-1.2	-.1
Iron and steel pipe and pipe fittings (including custom work for contractors)		3498-101	06/81	115.0	116.5	116.3	-1.6	-.2
Petrochemical, papermill, and water sewage treatment		3498-10111	12/86	98.4	99.8	99.6	.1	-.2
Other iron and steel pipe and fittings		3498-10114	06/81	120.1	121.4	121.3	-2.9	-.1
Iron and steel tubing and fittings		3498-102	06/81	128.3	129.4	129.4	-.9	0
Welded tubing		3498-10203	06/81	124.6	126.6	126.6	-2.3	0
Nonferrous pipe, tube, and fittings		3498-5	06/81	156.2	157.5	154.3	-.5	-2.0
Aluminum and aluminum base alloy pipe, tube, and fittings		3498-501	06/81	122.7	(3)	(3)	(3)	(3)
Copper and copper base alloy pipe, tube, and fittings		3498-502	08/81	142.7	148.0	143.2	-8.9	-3.2
Secondary products and miscellaneous receipts		3498-SM						
Secondary products		3498-S	04/82	111.1	115.5	115.9	4.1	.3
Fabricated metal products, n.e.c.	3499		06/85	117.6	117.9	118.3	2.5	.3
Primary products		3499-P	06/85	115.5	115.9	116.3	2.6	.3
Safes and vaults		3499-1	06/85	118.0	118.0	118.0	5.2	0
Safes and chests		3499-101	06/85	131.0	131.0	131.0	3.0	0
All other bank and security vaults and equipment		3499-198	06/85	104.1	104.1	104.1	3.8	0
Metal strapping		3499-3	06/85	(3)	(3)	(3)	(3)	(3)
Metal strapping		3499-357	06/85	(3)	(3)	(3)	(3)	(3)
All other fabricated metal products		3499-4	06/85	115.3	116.1	116.0	1.9	-.1
Metal ladders		3499-401	06/85	132.9	131.3	131.3	(3)	0
All other metal ladders		3499-40147	06/85	129.5	126.9	126.9	(3)	0
Permanent magnets, except ceramic		3499-455	06/85	107.9	107.9	107.9	.4	0

See footnotes at end of table.

Digitized for FRASER
http://fraser.stlouisfed.org/
Federal Reserve Bank of St. Louis

Table 5. Producer price indexes for the net output of selected industries and their products—Continued

Industry and product[1]	Industry code	Product code	Index base	Index			Unadjusted percent change to Sep. 1990 from —	
				May 1990[2]	Aug. 1990[2]	Sep. 1990[2]	Sep. 1989	Aug. 1990
Fabricated metal products, n.e.c.—Continued								
Metal spools and reels		3499-475	06/85	121.2	121.2	(3)	(3)	(3)
Other fabricated metal products		3499-498	06/85	114.7	115.6	115.4	1.9	-0.2
Secondary products and miscellaneous receipts		3499-SM						
Miscellaneous receipts		3499-M	06/85	140.4	140.4	(3)	(3)	(3)
Resales		3499-Z89	06/85	127.0	127.0	(3)	(3)	(3)
Secondary products		3499-S	06/85	117.0	117.1	117.2	1.1	.1
Machinery, except electrical	35		12/84	113.7	114.1	114.4	2.6	.3
Engines and Turbines	351		12/84	116.1	117.3	117.3	4.6	0
Turbines and turbine generator sets	3511		06/82	134.2	134.5	134.5	5.7	0
Primary products		3511-P	06/82	135.8	136.2	136.2	5.7	0
Steam, gas, and hydraulic turbine generator set units and parts		3511-1	06/82	134.6	134.6	134.6	4.2	0
Mechanical drive steam, gas, and hydraulic turbines, nonlocomotive steam engines and parts		3511-2	06/82	142.7	143.2	143.2	6.2	0
Steam turbines, steam engines and parts		3511-21	06/82	147.1	148.1	148.1	5.0	0
Steam turbines		3511-211	06/82	135.5	(3)	(3)	(3)	(3)
Gas turbines, except aircraft, and parts and accessories		3511-23						
Parts and accessories for gas turbines, except aircraft.		3511-235	06/82	155.5	155.5	155.5	7.5	0
Secondary products		3511-S	06/82	132.2	(3)	132.2	.4	(3)
Internal combustion engines, n.e.c.	3519		12/82	115.0	116.7	116.7	4.1	0
Primary products		3519-P	12/82	115.8	117.8	117.8	4.6	0
Gasoline engines, under 11 h.p. (except auto)		3519-1	12/82	110.9	113.8	112.8	2.5	-.9
Gasoline engines, 11 h.p. and over (except auto)		3519-2	12/82	121.6	125.4	124.2	3.4	-1.0
Gasoline engines, 11 - 60.9 h.p. (except auto)		3519-2A	12/82	115.2	117.4	117.2	2.5	-.2
Gasoline engines, 11 - 20.9 h.p		3519-212	12/88	100.9	102.7	102.5	2.0	-.2
Gasoline engines, 61 h.p. and over (except auto)		3519-2B	02/83	127.6	133.1	130.9	4.3	-1.7
Gasoline engines, 61 - 150.9 h.p		3519-222	12/88	88.7	89.5	89.5	1.4	0
Diesel, semidiesel, and dual fuel engines (except automotive)		3519-3	12/82	107.6	108.4	109.1	2.1	.6
Diesel, semidiesel and dual fuel, under 151 h.p		3519-3A	12/82	101.3	105.4	106.9	3.7	1.4
Diesel, semidiesel and dual fuel, 151 h.p. and over		3519-3B	12/82	108.7	109.0	109.6	1.9	.6
Diesel, semidiesel and dual fuel, 151 - 200.9 h.p		3519-319	12/82	116.1	116.1	116.1	(3)	0
Diesel, semidiesel and dual fuel, 201 - 250.9 h.p		3519-321	12/82	95.5	95.5	96.2	-.7	.7
Diesel, semidiesel and dual fuel, 251 - 300.9 h.p		3519-323	12/88	105.4	106.4	106.4	2.5	0
Diesel, semidiesel and dual fuel, 301 - 350.9 h.p		3519-325	12/82	118.2	118.2	118.9	1.5	.6
Diesel, semidiesel and dual fuel, 1501 h.p. and over		3519-333	12/82	132.1	132.6	133.3	3.4	.5
Diesel, semidiesel, and dual fuel engines (automotive)		3519-4	12/82	113.8	113.8	113.8	3.3	0
Outboard engines		3519-5	02/83	132.9	132.8	131.3	5.5	-1.1
Parts and accessories		3519-9	12/82	118.9	122.5	122.7	7.3	.2
Cylinder liners (sleeves)		3519-904	12/88	100.8	101.5	102.2	.4	.7
Cylinder heads		3519-905	12/88	107.6	108.1	109.8	6.0	1.6
Crankshafts, engine		3519-908	12/88	107.9	108.0	108.0	6.4	0
Camshafts, engine		3519-909	12/88	(3)	115.3	115.3	(3)	0
Other parts and accessories		3519-998	12/88	106.1	109.8	110.1	5.1	.3
Secondary products and miscellaneous receipts		3519-SM						
Miscellaneous receipts		3519-M	12/82	105.7	106.2	106.2	2.9	0
Resales		3519-Z89	12/82	100.9	101.4	101.4	2.9	0
Secondary products		3519-S	12/82	111.6	111.6	111.8	1.5	.2
Other secondary products		3519-SSS	12/82	127.2	127.2	127.5	1.8	.2
Farm and garden machinery and equipment	352		12/84	110.8	111.7	112.0	3.0	.3
Farm machinery and equipment	3523		12/82	116.6	117.4	117.8	3.2	.3
Primary products		3523-P	12/82	117.0	117.8	118.3	3.5	.4
Commercial turf and grounds mowing equipment, including parts and attachments		3523-A	12/82	117.3	119.1	119.1	4.1	0
Gang rotary cutting units, reel and rotary		3523-A15	12/82	129.1	130.7	130.7	2.2	0
Parts and attachments for commercial turf and grounds mowing equipment		3523-A31	12/82	103.4	103.4	103.4	4.6	0
Commercial turf and grounds care equipment, except mowing, including parts and attachments		3523-B	12/82	127.0	(3)	132.5	.8	(3)
Wheel tractors and attachments, except: contractors' type, lawn and garden, and motor tillers		3523-1	12/82	117.9	118.3	118.4	3.6	.1
Two-wheel drive farm type tractors, including front-wheel assist types		3523-1A	12/82	121.0	121.0	121.3	4.3	.2
120 to 139 pto horsepower		3523-109	12/82	123.7	123.7	124.0	(3)	.2
Four-wheel drive farm type tractors, including tractors with equal size tires, front and rear		3523-1B	12/82	107.2	108.7	108.4	1.4	-.3
Under 200 pto horsepower		3523-131	12/82	119.1	(3)	(3)	(3)	(3)
250 pto horsepower and over		3523-135	12/82	100.4	101.2	101.2	.8	0
Attachments for wheel tractors, farm type and nonfarm (industrial) type		3523-187	12/82	119.4	120.6	120.6	3.3	0
Farm dairy machines, sprayers and dusters, farm elevators and farm blowers		3523-2	12/82	122.8	123.8	123.4	2.8	-.3
Sprayers and dusters		3523-2B	12/82	121.8	122.6	122.1	3.0	-.4
Power sprayers, field and row crop types		3523-22	12/82	117.6	118.5	118.4	2.2	-.1
Tractor mounted		3523-221	12/82	94.6	94.6	94.6	1.7	0

See footnotes at end of table.

Digitized for FRASER
http://fraser.stlouisfed.org/
Federal Reserve Bank of St. Louis

Table 5. Producer price indexes for the net output of selected industries and their products—Continued

Industry and product[1]	Industry code	Product code	Index base	Index			Unadjusted percent change to Sep. 1990 from —	
				May 1990[2]	Aug. 1990[2]	Sep. 1990[2]	Sep. 1989	Aug. 1990
Farm machinery and equipment—Continued								
Other than tractor mounted		3523-224	12/82	102.4	104.6	104.5	3.2	-0.1
Other sprayers		3523-256	12/87	112.0	114.6	109.0	-1.4	-4.9
Farm elevators and blowers		3523-2C	12/82	119.2	120.3	120.3	2.4	0
Planting, seeding, and fertilizing machinery		3523-3	12/82	113.7	115.8	118.0	5.3	1.9
Planting and seeding machinery		3523-3A	12/82	112.7	116.2	118.0	6.2	1.5
Fertilizing machinery		3523-3B	12/82	117.8	117.8	118.8	2.5	.8
Manure spreaders, conveyor type		3523-357	12/82	108.6	110.9	111.5	5.4	.5
Harrows, rollers, pulverizers, stalk cutters, and similar equipment		3523-4	12/82	116.0	116.7	116.7	1.3	0
Stalk shredders and cutters and rotary mowers		3523-4A	12/82	116.0	(3)	117.8	2.4	(3)
Harrows and combination tillage equipment		3523-4B	12/82	113.6	113.8	113.8	0	0
Harvesting machinery		3523-5	12/82	116.6	116.4	116.6	4.0	.2
Field forage harvesters		3523-5A	12/82	112.3	112.3	112.9	4.2	0
Field forage harvesters, shear-bar, self-propelled types and pull types		3523-563	12/82	115.3	116.2	116.2	5.7	0
Combines (harvester-threshers), except peanut combines		3523-511	12/82	119.4	119.2	119.4	4.5	.2
Other harvesting machinery, including picker-shellers and cotton strippers		3523-582	12/82	115.9	114.8	115.0	2.8	.2
Haying machinery		3523-6	12/82	114.2	119.3	119.3	6.3	0
Hay balers, all types		3523-655	12/82	113.4	118.3	118.3	5.5	0
Plows and listers, excluding turf and grounds machinery		3523-7	12/82	118.7	118.4	119.0	1.9	.5
Chisel plows, deep tillage		3523-766	12/82	110.5	109.9	110.8	1.9	.8
Farm machinery and equipment, n.e.c., excluding parts		3523-8	12/82	117.2	119.2	119.8	2.9	.5
Cultivators		3523-8A	12/82	124.1	129.0	129.0	3.0	0
Corn and cotton type cultivators (shank and sweep type)		3523-806	12/82	122.3	129.3	129.3	5.2	.0
Field cultivators		3523-816	12/82	128.6	132.7	132.7	2.9	0
Machines for preparing crops for market or use		3523-8B	12/82	115.1	115.5	115.4	3.2	-.1
Feed grinders, feed mixers, and burr mills		3523-826	12/82	116.7	(3)	117.9	2.3	(3)
Farm poultry equipment		3523-8C	12/82	108.7	108.7	108.7	3.5	0
Barn and barnyard equipment		3523-8D	12/82	118.9	121.4	121.4	2.1	0
Self-propelled irrigation systems		3523-8E	12/82	107.5	110.5	113.4	3.2	2.6
Self-propelled irrigation systems, center-pivot		3523-893	12/82	107.0	110.0	112.9	3.2	2.6
Hog equipment		3523-8P	12/82	123.6	123.6	123.6	4.0	0
Farm wagons and other farm transportation equipment		3523-8W	12/82	133.2	134.4	134.4	2.4	0
Other farm transportation equipment		3523-W78	12/82	115.8	115.8	115.8	.1	0
Parts for farm machinery and equipment, excl. comm. turf and grounds equip		3523-9	12/82	116.4	116.9	118.0	3.0	.9
Farm machinery and equipment parts sold to original equipment mfrs		3523-9A	12/82	114.0	114.0	115.8	3.9	1.6
Farm machinery and equipment parts sold for replacement and repair		3523-9B	12/82	114.2	115.3	115.8	2.2	.4
Parts for sprayers and dusters		3523-951	12/82	112.3	116.6	115.8	3.1	-.7
Parts for harvesting machinery		3523-994	12/82	109.6	109.6	109.6	.7	0
Secondary products and miscellaneous receipts		3523-SM						
Miscellaneous receipts		3523-M	12/82	109.3	108.7	110.3	-.8	1.5
Resales		3523-Z89	12/82	108.7	108.0	109.8	-1.2	1.7
Secondary products		3523-S	12/82	113.0	113.2	112.9	1.6	-.3
Other secondary products		3523-SSS	12/82	111.5	109.3	108.7	-1.5	-.5
Construction machinery and equipment		3531-S	12/82	112.3	116.2	116.3	6.6	.1
Lawn and garden equipment	3524		12/82	116.0	117.4	117.1	1.8	-.3
Primary products		3524-P	12/82	116.9	118.3	118.1	1.6	-.2
Consumer nonriding lawn, garden, and snow equipment		3524-1	12/82	112.5	113.6	113.5	1.6	-.1
Lawn mowers		3524-11	12/82	111.9	113.2	113.0	1.3	-.2
Rotary, push type, gasoline engine powered		3524-111	12/82	113.0	114.3	114.1	1.2	-.2
Rotary, self-propelled, gasoline engine powered		3524-112	12/82	108.2	109.6	109.5	1.1	-.1
Reel, all types		3524-113	12/82	110.5	111.9	111.0	.7	-.8
Snow throwers (snow blowers), except attachment types		3524-14	12/82	108.7	108.7	108.7	.4	0
Single stage		3524-141	12/82	115.3	115.3	(3)	(3)	(3)
Dual stage		3524-142	06/83	104.4	104.4	104.4	.4	0
Powered lawn edgers/trimmers		3524-15	12/82	115.5	115.5	(3)	(3)	(3)
Fixed blade, gasoline engine or electric powered		3524-154	12/82	126.0	126.0	(3)	(3)	(3)
Other consumer nonriding lawn, garden, and snow equipment		3524-19	12/82	119.7	124.4	124.4	7.1	0
Yard vacuums and blowers		3524-193	12/82	113.1	118.4	(3)	(3)	(3)
All other equipment, incl. powered hedge trimmers, 2 wheel walking tractors, and lawn sweepers		3524-194	12/82	122.6	127.0	127.0	6.8	0
Parts and attachments for consumer nonriding lawn, garden, and snow equipment		3524-3	12/82	126.5	126.5	126.5	.1	0
Attachments		3524-311	12/82	130.8	130.8	130.8	3.4	0
Parts		3524-312	12/82	124.5	(3)	124.5	-.6	(3)
Consumer riding lawn, garden, and snow equipment		3524-4	12/82	128.0	130.8	130.6	2.6	-.2
Garden tractors		3524-41	12/82	133.4	136.4	136.4	1.7	0
Under 16.0 hp		3524-416	12/87	107.9	109.7	(3)	(3)	(3)
16.0 hp and over		3524-417	12/82	135.5	139.1	139.0	3.0	-.1
Lawn tractors and riding mowers		3524-42	12/82	125.4	128.1	127.9	3.1	-.2
Front engine lawn tractors and riding mowers		3524-421	12/82	125.1	127.8	127.6	3.7	-.2
10.0 hp and over		3524-42113	12/82	121.2	122.4	122.0	1.0	-.3
Rear engine lawn tractors and riding mowers		3524-422						
6.0 hp and over		3524-42213	12/82	126.0	128.7	128.4	1.7	-.2
Parts and attachments for consumer riding lawn, garden, and snow equipment		3524-5	12/82	102.6	102.6	102.2	.4	-.4
Attachments		3524-517	12/82	124.0	123.9	123.9	1.4	0

See footnotes at end of table.

Digitized for FRASER
http://fraser.stlouisfed.org/
Federal Reserve Bank of St. Louis

Table 5. Producer price indexes for the net output of selected industries and their products—Continued

Industry and product[1]	Industry code	Product code	Index base	Index			Unadjusted percent change to Sep. 1990 from —	
				May 1990[2]	Aug. 1990[2]	Sep. 1990[2]	Sep. 1989	Aug. 1990
Lawn and garden equipment—Continued								
Parts		3524-521	10/83	82.9	83.0	82.3	-0.7	-0.8
Secondary products and miscellaneous receipts		3524-SM						
Secondary products		3524-S	12/82	108.6	111.2	109.0	3.7	-2.0
Construction, mining, and materials handling machinery and equipment	353		12/84	112.8	114.2	115.1	3.9	.8
Construction machinery	3531		12/80	136.5	138.9	138.9	3.7	0
Primary products		3531-P	12/80	133.9	136.2	136.2	3.7	0
Off hwy wheel tractors		3531-1						
Off hwy wheel tractors, including wheeled log skidders and rubber-tired dozers		3531-101	12/80	135.6	136.2	136.2	2.6	0
Tracklaying tractors		3531-2	12/80	137.8	140.6	140.6	3.3	0
Parts/ attach. for tracklaying tractors, off-hwy wheel tractors, tractor shovel loaders		3531-3	12/80	129.0	132.0	131.7	7.1	-.2
Parts/ attach. for tracklaying tractors, off-hwy wheel tractors, tractor shovel loaders		3531-305	12/80	129.0	132.0	131.7	7.1	-.2
Power cranes, excavators, and draglines, incl. parts/ attach		3531-4	12/80	142.9	144.7	144.7	4.0	.0
Cranes		3531-4A	06/86	122.8	123.3	123.3	4.1	0
Cable operated cranes		3531-41103	12/80	162.6	162.6	162.6	2.3	0
Hydraulic cranes		3531-41104	12/80	152.9	154.6	154.6	5.1	0
Excavators		3531-411	06/86	112.2	115.2	115.2	2.9	0
Hydraulic operated excavators		3531-41102	12/80	141.4	145.2	145.2	3.0	0
Front end attachments for power cranes, draglines, and excavators		3531-481	12/80	133.9	133.9	136.1	1.9	1.6
Parts for power cranes, draglines, and excavators		3531-485	12/80	133.1	136.6	136.6	5.7	0
Mixers, pavers, and related equip. excl. parts		3531-6	12/80	121.5	121.7	122.4	2.9	.6
Concrete equipment		3531-611	06/86	111.6	112.0	112.0	2.2	0
Mixers		3531-61101	06/86	113.1	113.7	113.7	2.8	0
Bituminous equipment		3531-622	06/86	109.5	109.5	110.6	3.4	1.0
Other bituminous equip. incl. reclaimers/planers and stab. mixers		3531-62204	06/86	115.7	115.7	121.1	16.7	4.7
Tractor shovel loaders excluding parts/ attachments		3531-7	12/80	143.6	146.6	146.6	3.3	0
Wheel type		3531-711	06/86	112.9	115.3	115.3	3.3	0
Wheel shovel loader, 4 wheel dr., up to 3 1/2 cu. yd. capacity		3531-71101	12/80	149.5	152.6	152.6	3.6	0
Skid steer, 4 wheel drive		3531-71104	06/86	99.3	99.3	99.3	.5	0
Scrapers, graders, rollers, off-hwy trucks/haulers, and attach. for mounting		3531-8	12/80	127.6	130.6	130.6	3.2	0
Rollers, all types incl. self-propelled vibratory compactors		3531-831	12/80	149.7	149.7	149.7	3.1	0
Construction machinery for mounting on tractors, shovel loaders, etc.		3531-841	06/86	112.6	112.6	(3)	(3)	(3)
All other machinery for mounting incl. forklifts, logging arches, sidebooms, pipehandlers, etc.		3531-84166	06/86	106.8	(3)	(3)	(3)	(3)
Miscellaneous constr. mach./equip., incl. other constr. machinery parts		3531-9	12/80	124.7	126.0	126.0	2.0	0
Parts/ attachments for constr. mach./ equip. excl. cranes, draglines, shovels, tractors		3531-9A	06/86	105.1	106.7	106.7	1.4	0
Sold for replacement/repair		3531-98611	12/80	114.6	115.1	115.1	.4	0
Miscellaneous construction machinery and equipment		3531-911	06/86	106.6	107.0	107.0	2.7	0
Continuous ditchers/ trenchers, self-propelled		3531-91102	12/80	147.5	150.0	150.0	3.2	0
Portable crushing, screening, or washing plants and combinations		3531-91105	12/80	143.0	143.0	143.0	4.6	0
Snow clearing attachments for mounting		3531-91106	12/80	127.1	127.8	127.9	3.3	.1
Other excavating and road construction machinery		3531-91107	12/80	101.8	101.8	101.8	(3)	0
All other miscellaneous construction machinery		3531-91108	06/86	107.8	108.1	108.1	2.5	0
Secondary products and miscellaneous receipts		3531-SM						
Miscellaneous receipts		3531-M	12/80	170.4	174.2	174.2	1.3	0
Resales		3531-Z89	08/84	126.3	129.1	129.1	2.5	0
Secondary products		3531-S	12/80	149.2	152.2	152.2	4.6	0
Other secondary products		3531-SSS	06/86	98.9	101.2	101.3	4.8	.1

Digitized for FRASER
http://fraser.stlouisfed.org/
Federal Reserve Bank of St. Louis

Table 5. Producer price indexes for the net output of selected industries and their products—Continued

Industry and product[1]	Industry code	Product code	Index base	Index			Unadjusted percent change to Sep. 1990 from —	
				May 1990[2]	Aug. 1990[2]	Sep. 1990[2]	Sep. 1989	Aug. 1990
Mining machinery and equipment	3532		06/81	128.0	128.4	128.5	3.5	0.1
Primary products		3532-P	06/81	130.0	130.5	130.6	3.7	.1
Underground mining machinery		3532-5	06/81	140.6	140.6	140.6	3.7	0
Crushing, pulverizing, and screening machinery		3532-7	06/81	140.0	143.0	144.7	7.3	1.2
Crushers, stationary types, including skid-mounted (gyratory, impact, jaw, and roll)		3532-727	06/81	147.1	147.3	149.7	5.3	1.6
Drills and other mining machinery, except parts		3532-8	06/81	127.5	128.2	128.2	5.3	0
All other mining machinery and equipment, including impact breakers		3532-898	12/81	125.6	128.2	128.2	4.9	0
Parts and attachments for mining machinery and equipment		3532-9	06/81	120.9	121.1	121.1	2.7	0
Parts and attachments for mining machinery sold separately, excluding drill bits		3532-975	06/81	123.9	124.1	124.1	2.6	0
All other mining drill bits		3532-991	12/87	114.2	115.2	114.9	5.3	-.3
Secondary products and miscellaneous receipts		3532-SM						
Miscellaneous receipts		3532-M	06/81	121.1	121.1	121.1	3.7	0
Resales		3532-Z89	06/81	125.8	125.8	125.8	3.7	0
Secondary products		3532-S	06/81	118.1	118.0	118.1	1.3	.1
Construction machinery		3531-S	06/81	116.2	116.2	116.2	.7	0
Other secondary products		3532-SSS	06/81	117.0	116.9	117.1	1.6	.2
Oilfield and gasfield machinery and equipment	3533		12/80	129.0	130.3	133.7	4.9	2.6
Primary products		3533-P	12/80	123.8	125.6	129.0	4.5	2.7
Rotary oilfield and gasfield drilling machinery and equipment		3533-1	12/86	111.2	114.6	120.4	9.1	5.1
Rotary drilling surface equipment		3533-11	12/86	106.6	109.1	121.5	14.0	11.4
Elevators, spiders, slips, hooks, links, connectors		3533-115	12/80	141.0	145.6	145.6	3.5	0
Other rotary drilling surface machinery and equipment including kelly joints		3533-121	12/86	118.6	120.1	124.8	5.2	3.9
Rotary drilling subsurface equipment		3533-14	12/86	115.3	119.6	119.4	4.8	-.2
Bits		3533-141	12/80	155.8	163.5	164.9	10.4	.9
Tungsten-carbide insert bits		3533-14101	12/80	156.0	162.6	163.4	9.0	.5
Steel-toothed bits		3533-14102	12/80	160.6	171.2	174.8	17.6	2.1
Other subsurface drilling equipment		3533-149	12/86	102.5	104.1	100.3	-.3	-3.7
Other subsurface drilling equipment including subsea drilling risers		3533-14903	12/86	103.3	104.7	106.1	6.0	1.3
Other oilfield and gasfield drilling machinery and equipment and parts		3533-2	12/86	102.5	102.8	(3)	(3)	(3)
Oilfield and gasfield production machinery and equipment		3533-3	12/80	119.4	119.5	119.7	.1	.2
On-land and offshore bottom support wellhead equipment		3533-31	12/80	127.9	127.9	127.9	0	0
Casing and tubing heads and supports		3533-313	12/86	114.9	114.9	114.9	-.6	0
Rodlifting machinery and equipment - surface and subsurface		3533-35	12/80	103.6	103.6	104.1	.5	.5
Sucker rods		3533-357	12/80	83.3	83.3	84.9	1.9	1.9
Permanent packers and accessories		3533-362	12/80	118.7	115.9	115.9	-6.0	0
Separating, metering, and treating equipment for oil and gas (located on well site)		3533-371	12/80	119.9	120.0	120.4	1.8	.3
Parts for oil and gas field production machinery and tools, sold separately		3533-382	12/86	103.9	104.3	105.2	.8	.9
Other oil and gas field production machinery and tools		3533-398	12/86	108.9	109.5	109.5	.6	0
Drilling rigs		3533-5	12/86	100.5	100.5	107.3	6.8	6.8
Oilfield and gasfield derricks and well surveying machinery		3533-9	12/86	90.5	(3)	(3)	(3)	(3)
Secondary products and miscellaneous receipts		3533-SM						
Miscellaneous receipts		3533-M	12/80	167.9	166.1	171.7	8.5	3.4
Other miscellaneous receipts		3533-X98	12/80	139.2	139.2	143.8	3.3	3.3
Resales		3533-Z89	09/86	166.4	(3)	(3)	(3)	(3)
Secondary products		3533-S	12/80	123.9	124.9	125.4	.6	.4
Valves and fittings		3494-S	12/86	117.9	120.0	122.3	7.4	1.9
Other secondary products		3533-SSS	12/80	124.4	124.4	124.4	-1.0	0
Pumps and pumping equipment		3561-S	12/80	113.5	115.7	115.7	-.8	0
Elevators and moving stairways	3534		06/81	123.5	123.2	121.3	.8	-1.5
Primary products		3534-P	06/81	121.8	120.9	120.2	1.2	-.6
Elevators and moving stairways, parts and attachments		3534-1	06/81	120.3	119.4	118.6	1.0	-.7
Geared electric passenger elevators, except residence lifts		3534-105	06/81	113.0	112.5	111.5	3.9	-.9
Hydraulic passenger elevators		3534-112	06/81	115.9	115.5	115.4	1.7	-.1
Freight elevators		3534-114	06/81	159.3	154.3	154.3	2.3	0
Hydraulic freight elevators		3534-11415	06/81	116.1	114.2	114.2	5.0	0
Other non-farm elevators, incl. sidewalk elev., dumb waiters, man lifts, residence lifts, etc.		3534-196	06/81	133.3	133.3	133.3	.5	0
Parts and attachments for elevators and moving stairways (sold separately)		3534-197	06/81	146.4	146.4	146.4	1.7	0
Miscellaneous receipts		3534-M	06/81	128.0	(3)	122.2	-1.2	(3)
Conveyors and conveying equipment	3535		06/84	115.5	117.2	117.3	3.4	.1
Primary products		3535-P	06/84	114.7	115.6	115.8	2.5	.2
Unit handling conveyors and conveying systems, except hoists and farm elevators		3535-3	06/84	110.6	111.3	111.3	2.2	0
Gravity conveyors (skate wheel and roller)		3535-311	06/84	109.4	109.4	110.1	1.9	.6
Trolley conveyors (overhead systems)		3535-312	06/84	116.7	119.3	118.9	9.2	-.3
Light to medium duty		3535-31211	12/88	110.0	112.5	112.1	9.2	-.4
Powered conveyors (belt and roller)		3535-314	06/84	107.5	107.9	108.0	1.2	.1
Light to medium duty		3535-31411	06/84	108.7	108.8	109.0	.7	.2
Heavy duty		3535-31412	06/84	106.0	106.9	106.9	2.4	0
All other conveyors, such as pallet		3535-317	06/84	115.4	115.4	115.6	.5	.2

See footnotes at end of table.

Digitized for FRASER
http://fraser.stlouisfed.org/
Federal Reserve Bank of St. Louis

Table 5. Producer price indexes for the net output of selected industries and their products—Continued

Industry and product[1]	Industry code	Product code	Index base	Index			Unadjusted percent change to Sep. 1990 from —	
				May 1990[2]	Aug. 1990[2]	Sep. 1990[2]	Sep. 1989	Aug. 1990
Conveyors and conveying equipment—Continued								
Parts and accessories for unit handling conveyors and conveying systems (sold separately)		3535-4	06/84	127.5	127.8	128.6	1.3	0.6
Bulk material handling conveyors and conveying systems, except hoists and farm elevators		3535-5	06/84	114.1	115.4	115.4	2.3	0
Conveyors and elevators		3535-511	06/84	114.4	115.9	115.9	2.5	0
Belt conveyors and systems		3535-51111	06/84	118.1	119.4	119.4	2.7	0
Screw conveyors		3535-51112	08/84	110.4	110.4	110.4	1.5	0
Bucket elevators		3535-51113	06/84	111.9	112.8	112.8	.5	0
Portable conveyors, except farm		3535-51115	06/84	102.3	102.3	102.3	0	0
Vibrating conveyors		3535-51117	09/84	96.7	96.7	96.7	1.0	0
All other conveyors and elevators, such as apron, flight, and drag		3535-51118	06/84	110.0	116.6	116.6	6.7	0
Unloading and reclaiming systems		3535-512	06/84	116.3	(3)	117.6	1.1	(3)
Loading and storing systems		3535-513	06/84	105.2	(3)	(3)	(3)	(3)
Parts and access. for bulk material handling conveyors and conveying systems, sold separately		3535-6	06/84	124.1	125.3	125.7	4.0	.3
Belt conveyor idlers		3535-611	06/84	122.8	122.8	122.8	.7	0
All other parts, attachments, and accessories, sold separately		3535-613	06/84	125.0	126.8	127.4	5.5	.5
Secondary products and miscellaneous receipts		3535-SM						
Secondary products		3535-S	06/84	121.7	130.8	130.8	8.1	0
Hoists, cranes and monorails	3536		12/84	110.8	111.3	111.5	2.2	.2
Primary products		3536-P	12/84	112.1	112.5	112.8	2.0	.3
Hoists		3536-1	12/84	113.9	114.0	114.6	1.3	.5
Hand chain hoists, ratchet lever, and wire rope pullers		3536-111	12/84	124.2	124.2	124.2	3.2	0
Electric chain hoists (roller and link)		3536-113	12/84	118.8	120.7	120.7	1.6	.0
Electric wire rope hoists		3536-116	12/84	108.1	108.1	109.1	.9	.9
Other hoists		3536-138	12/84	111.9	111.9	113.1	1.6	1.1
Parts and attachments for hoists (sold separately)		3536-145	12/84	113.4	113.4	113.4	.3	0
Overhead traveling cranes and monorail systems		3536-2	12/84	109.7	110.3	110.4	2.7	.1
Cranes, except construction power cranes		3536-21	12/84	111.0	111.5	111.7	2.9	.2
Electric overhead traveling cranes		3536-212	12/84	111.1	111.6	111.8	3.0	.2
Single top running bridge type		3536-21207	12/84	102.5	102.9	104.2	3.9	1.3
Double top running bridge type		3536-21208	12/84	111.3	111.8	111.8	2.3	0
Under running bridge type		3536-21209	12/84	118.7	119.5	118.9	3.2	-.5
Other overhead traveling cranes		3536-216	12/84	110.2	111.0	111.0	.7	0
Monorail systems		3536-25	12/84	108.6	109.3	109.3	(3)	0
Parts and attachments for cranes and monorail systems (sold separately)		3536-26	12/84	103.0	103.8	103.8	2.5	0
Secondary products and miscellaneous receipts		3536-SM						
Secondary products		3536-S	12/84	104.8	105.1	105.1	4.0	0
Industrial trucks and tractors	3537		12/79	134.7	135.2	135.5	3.4	.2
Primary products		3537-P	12/79	133.8	134.2	134.6	3.3	.3
Industrial trucks and tractors, motorized and hand powered		3537-1	12/79	129.1	129.6	130.0	3.2	.3
Internal combustion trucks and tractors		3537-1A	12/79	127.4	128.4	128.4	2.6	0
Internal combustion trucks		3537-13	12/79	127.0	128.1	128.1	2.6	0
Internal combustion trucks under 6000 lb. capacity		3537-136	12/79	121.0	121.7	121.8	3.1	.1
Internal combustion trucks, 6000 - 14,999 lb. capacity		3537-137	12/79	128.4	129.7	129.7	2.4	0
Internal combustion trucks, over 14,999 lb. capacity		3537-138	12/79	148.7	(3)	149.7	2.5	(3)
Motorized handtrucks		3537-111	12/79	124.7	126.1	125.8	5.4	-.2
Operator-riding electric trucks		3537-123	12/79	124.9	125.0	125.9	4.0	.7
Handlift trucks, handtrucks, trailers, and dollies		3537-16	12/79	153.6	153.6	153.6	3.3	0
Other handtrucks, trailers, and dollies		3537-165	12/79	148.2	148.2	148.2	3.3	0
All other industrial trucks and tractors		3537-197	12/86	102.6	102.7	102.7	3.1	0
Parts, attachments, and accessories for industrial trucks and tractors		3537-3	12/86	117.5	117.6	117.9	3.8	.3
Secondary products and miscellaneous receipts		3537-SM						
Miscellaneous receipts		3537-M	12/86	129.8	130.3	130.3	8.0	0
Resales		3537-Z89	12/86	108.8	109.1	109.1	7.9	0
Secondary products		3537-S	12/79	127.4	127.4	(3)	(3)	(3)
Machine tools, metal cutting types	3541		06/83	126.1	126.5	126.6	5.1	.1
Primary products		3541-P	06/83	124.9	125.4	125.5	5.3	.1
Boring machines		3541-1	06/83	114.2	114.2	114.3	6.2	.1
Drilling machines		3541-2	06/83	117.2	117.4	117.5	4.1	.1
All drilling machines valued at $2500 each or more		3541-2B	06/83	115.1	115.3	115.4	4.0	.1
Multiple spindle drilling machines		3541-261	08/83	112.4	(3)	(3)	(3)	(3)
Adjustable joint and fixed center types		3541-26152	08/83	116.1	(3)	(3)	(3)	(3)
Grinding, polishing, buffing, honing, and lapping machines		3541-4	06/83	136.7	137.6	137.8	3.1	.1
All grinding, polishing, buffing, honing, and lapping machines valued under $2500		3541-4A	06/83	141.0	143.6	143.6	2.1	0
All grinding, polishing, buffing, honing, and lapping machines valued under $2500 each		3541-401	06/83	141.0	143.6	143.6	2.1	0
All grinding, polishing, buffing, honing, and lapping machines valued at $2500 each or more		3541-4B	06/83	136.5	137.3	137.5	3.0	.1
External cylindrical grinding machines		3541-409	06/83	145.5	145.5	145.5	1.5	0
Plain, including angular wheel types		3541-40911	06/88	122.9	122.9	122.9	1.4	0
Internal cylindrical grinding machines, including centerless plain and chucking type		3541-423	06/83	134.7	134.7	134.7	1.2	0
Surface grinding machines, all types		3541-431	06/88	111.5	111.5	112.2	3.8	.6

See footnotes at end of table.

Digitized for FRASER
http://fraser.stlouisfed.org/
Federal Reserve Bank of St. Louis

Table 5. Producer price indexes for the net output of selected industries and their products—Continued

Industry and product[1]	Industry code	Product code	Index base	Index			Unadjusted percent change to Sep. 1990 from —	
				May 1990[2]	Aug. 1990[2]	Sep. 1990[2]	Sep. 1989	Aug. 1990
Machine tools, metal cutting types—Continued								
Tool and cutter grinding machines		3541-452	07/83	122.5	122.5	122.5	4.9	0
All other grinding machines, n.e.c., including thread grinding machines		3541-492	06/83	135.8	135.8	136.6	2.9	.6
Turning machines (lathes), all types		3541-5	06/83	113.7	113.8	113.9	5.2	.1
Horizontal numerically controlled turning machines, valued at $2500 each or more		3541-519	06/83	105.1	105.0	105.3	4.5	.3
Horizontal spindle numerically controlled turning machines, small		3541-51911	06/83	99.2	99.1	99.5	4.0	.4
Vertical numerically controlled turning machines, valued at $2500 each or more		3541-528	06/83	107.5	108.2	108.2	6.2	0
Vertical spindle turning machines		3541-52824	06/83	104.9	105.6	105.6	6.1	0
Non-numerically controlled turning machines		3541-59	06/83	122.1	122.1	122.1	5.5	0
All lathes (turning machines) valued at $2500 each or more		3541-59B	06/83	122.4	122.4	122.4	5.6	0
Milling machines		3541-6	06/83	118.4	120.0	120.2	5.7	.2
All milling machines valued at $2500 each or more		3541-6B	06/83	118.4	120.0	120.2	5.7	.2
Other metal cutting type machine tools		3541-7	06/83	133.3	133.9	134.1	6.1	.1
Machining centers		3541-71	06/83	114.9	116.5	116.5	3.3	0
Drill, mill, bore, horizontal (automatic tool change)		3541-716	06/83	118.2	120.7	120.7	4.1	0
Y - axis travel less than 27 inches		3541-71611	06/83	127.5	131.2	131.2	5.6	0
Y - axis travel 27 inches through 40 inches		3541-71613	06/83	107.1	107.1	107.1	4.3	0
Y - axis travel over 40 inches		3541-71615	06/83	118.9	122.1	122.1	2.5	0
Station type machines		3541-732	06/83	145.6	145.9	146.2	7.7	.2
Dial or rotary, trunnion and center column		3541-73231	06/83	120.1	120.3	120.3	4.4	0
Transfer		3541-73235	06/83	149.9	150.2	150.6	7.9	.3
Other metal cutting machine tools		3541-79	06/83	121.5	121.5	121.6	4.4	.1
All other metal cutting machine tools, n.e.c. valued at $2500 each or more		3541-79B	06/83	121.6	121.7	121.7	4.4	0
Sawing and cutoff machines		3541-794	06/83	121.6	(3)	120.7	2.2	(3)
Miscellaneous metal cutting machine tools		3541-797	06/83	140.6	140.6	140.6	3.8	0
Parts for metal cutting type machine tools, sold separately, and rebuilt machine tools		3541-9	06/83	122.5	122.7	122.8	5.5	.1
Parts for metal cutting type machine tools, sold separately		3541-911	06/83	121.8	121.9	122.0	4.7	.1
Secondary products and miscellaneous receipts		3541-SM						
Miscellaneous receipts		3541-M	06/83	140.5	140.5	140.5	7.3	0
Contract work and other miscellaneous receipts		3541-XY9	06/88	141.1	141.1	141.1	9.6	0
Resales		3541-Z89	06/83	120.9	120.9	120.9	4.2	0
Secondary products		3541-S	06/83	126.3	126.7	126.7	2.6	0
Metal forming machine tools	3542		06/81	137.3	138.1	138.9	8.3	.6
Primary products		3542-P	06/81	140.8	141.8	142.8	9.7	.7
Punching, shearing, bending, and forming machines		3542-1	06/81	118.6	119.1	119.1	1.4	0
Bending and forming machinery		3542-131	06/81	118.2	118.2	118.2	1.6	0
Other bending and forming machines including folders		3542-13118	12/86	110.5	(3)	110.5	2.1	(3)
Presses, except forging		3542-2	06/81	146.7	147.1	148.2	19.8	.7
Mechanical presses		3542-211	06/81	151.9	150.5	152.1	27.6	1.1
Open back inclinable-gap type		3542-21111	06/81	166.3	155.5	166.3	18.4	6.9
Vertical, straight-sided and arch frame		3542-21112	06/81	126.0	125.5	126.8	2.8	1.0
Hydraulic presses		3542-212	06/81	134.8	139.5	139.5	3.5	0
Rebuilt metal forming machine tools and parts for metal forming machine tools		3542-4	06/81	144.6	147.1	147.0	4.9	-.1
Parts for metal forming machine tools		3542-413	06/81	144.6	147.4	147.2	5.7	-.1
Secondary products and miscellaneous receipts		3542-SM						
Secondary products		3542-S	06/81	125.3	125.3	125.3	.4	0
Industrial patterns	3543		12/84	110.5	110.0	110.5	.5	.5
Primary products		3543-P	12/84	110.3	109.7	110.3	.5	.5
Industrial patterns, except shoe patterns		3543-1	12/84	110.3	109.7	110.3	.5	.5
Foundry patterns		3543-115	12/84	109.7	109.9	110.7	1.7	.7
All other industrial patterns, except shoe patterns		3543-198	12/84	113.9	111.2	111.2	-2.7	0
Secondary products and miscellaneous receipts		3543-SM						
Secondary products		3543-S	12/84	111.9	111.9	111.9	.6	0
Special tools, dies, jigs, fixtures and industrial molds	3544		06/81	124.1	124.1	124.2	1.9	.1
Primary products		3544-P	06/81	125.4	125.4	125.5	2.0	.1
Special tools, dies, jigs and fixtures		3544-1	06/81	128.3	128.3	128.3	2.4	0
Jigs and fixtures, all types		3544-11	06/81	149.7	149.7	149.7	6.2	0
All other jigs and fixtures (holding, positioning, layout, assembly), under 1,000 pounds		3544-117	06/81	129.8	129.8	129.8	4.9	0
Dies, metal cutting only		3544-12	06/81	121.8	121.8	121.8	.8	0
Forming and drawing dies		3544-1E	06/81	132.8	132.8	(3)	(3)	(3)
Forming and drawing dies, 500 pounds weight and under		3544-122	06/81	132.3	132.3	(3)	(3)	(3)
Stamping dies, including lamination and blanking dies		3544-1F	06/81	111.4	111.4	111.4	1.0	0
Stamping dies, progressive type, high-speed steel		3544-127	06/81	107.6	107.6	107.6	1.1	0
Stamping dies, progressive type, other steel including carbide		3544-128	12/86	102.0	102.0	102.0	0	0
All other stamping type dies (punch, trim, notch, perforate, etc.)		3544-129	06/81	113.9	113.9	113.9	1.1	0
Components and parts for dies		3544-1K	12/86	106.4	106.4	106.4	1.5	0
Other components and parts for dies, including standard punches, springs, etc.		3544-179	06/81	125.9	125.9	125.9	2.4	0
Other specially designed tooling, prototypes, and models		3544-19	10/82	114.8	114.8	114.8	1.7	0

See footnotes at end of table.

Digitized for FRASER
http://fraser.stlouisfed.org/
Federal Reserve Bank of St. Louis

Table 5. Producer price indexes for the net output of selected industries and their products—Continued

Industry and product[1]	Industry code	Product code	Index base	Index			Unadjusted percent change to Sep. 1990 from —	
				May 1990[2]	Aug. 1990[2]	Sep. 1990[2]	Sep. 1989	Aug. 1990
Special tools, dies, jigs, fixtures and industrial molds—Continued								
Industrial molds		3544-2	06/81	119.7	119.7	120.0	1.4	0.3
Metal industrial molds for casting metal		3544-21	06/81	119.1	120.8	121.1	1.7	.2
Metal diecasting molds		3544-211	06/81	120.7	122.3	122.6	1.6	.2
Metal industrial molds for molding rubber, including tire molds		3544-23						
Metal industrial molds for molding plastic		3544-25	06/81	116.3	116.3	116.3	.1	0
Metal injection molds for plastic		3544-251	06/81	116.2	116.2	116.2	.1	0
All other industrial molds		3544-26	12/86	107.0	104.4	107.0	10.0	2.5
Secondary products and miscellaneous receipts		3544-SM						
Secondary products		3544-S	06/81	114.0	114.0	114.1	1.4	.1
Other secondary products		3544-SSS	06/81	110.8	110.8	111.0	.9	.2
Machine tool accessories	3545		06/83	115.4	115.6	115.7	1.7	.1
Primary products		3545-P	06/83	114.3	114.4	114.4	1.6	0
Small cutting tools for machine tools and metalworking machinery		3545-1	06/83	111.1	111.2	111.2	1.1	.0
Twist drills, gun drills, combined drills, countersinks and counterbores		3545-12	06/83	111.6	111.6	111.7	1.5	.1
Twist drills		3545-121	06/83	110.2	110.1	110.2	1.1	.1
Carbon steel and high speed steel		3545-1211	06/83	109.8	109.8	110.0	1.2	.2
1/2 inch and under diameter, straight shank		3545-12117	06/83	112.3	112.3	112.3	1.2	0
Over 1/2 inch diameter, taper shank		3545-12118	06/83	106.3	106.3	106.3	1.7	0
Over 1/2 inch diameter, straight shank		3545-12119	09/83	100.2	100.2	100.9	.7	.7
Carbide, solid and tipped, excluding blanks and tips sold separately and masonry drills		3545-12121	09/83	117.0	115.9	115.9	1.9	0
Gun drills, combined drills, countersinks and counterbores		3545-122	06/83	117.7	118.4	118.2	3.1	-.2
Counterbores, including spot facers, etc., but excluding pilots for interchangeable pilot types		3545-12229	08/83	(3)	117.2	(3)	(3)	(3)
Reamers, all types, excluding gun reamers		3545-13	06/83	109.0	109.2	109.4	1.2	.2
High speed steel, including blades sold separately		3545-133	06/83	110.0	110.0	110.0	0	0
Carbide, solid and tipped, excluding tips and blanks sold separately		3545-136	11/83	104.4	105.1	105.5	1.8	.4
End mills and milling cutters		3545-15	06/83	112.2	112.2	112.2	.2	0
End mills, solid and tipped, die sinking, contour, router, tracer, hollow mills, etc.		3545-151	06/83	110.4	110.4	110.4	.3	0
High speed steel		3545-1511	06/83	113.4	113.4	113.4	.4	0
Carbide, solid and tipped, excluding blades sold separately		3545-1512	09/83	98.8	98.8	98.8	0	0
Inserted blade type cutters, all types, complete		3545-153	06/83	121.0	121.0	121.0	0	0
Indexible or throwaway insert		3545-1533	06/83	112.5	112.5	112.5	0	0
Single and double point tools and circular form tools		3545-16	06/83	132.1	132.1	132.4	1.1	.2
Circular form tools, including semifinished blanks		3545-161	06/83	116.3	116.3	117.2	2.2	.8
Single and double point tools		3545-162	06/83	136.7	136.7	136.7	.6	0
Other materials		3545-16268	06/83	152.9	152.9	152.9	2.9	0
Threading tools		3545-17	06/83	112.7	112.7	112.7	2.5	0
Taps, excluding taps in threading sets and screw plates and inserted chaser types		3545-171	06/83	111.6	111.6	111.6	1.6	0
High speed steel		3545-1712	06/83	110.5	110.5	110.5	1.5	0
Ground thread		3545-17122	06/83	110.4	110.4	110.4	.7	0
Dies, with two or more thread-forming edges integral with the body		3545-173	06/83	119.5	119.5	119.5	2.9	0
Blanks, tips, and inserts		3545-18	06/83	108.2	108.2	108.3	1.0	.1
Molded blanks and tips, including carbide, cast alloy, and ceramic		3545-181	06/83	93.1	93.1	93.1	1.0	0
Inserts, indexible, and throwaway types		3545-182	06/83	113.9	113.9	114.0	1.1	.1
Carbide		3545-1821	06/83	113.7	113.7	113.8	1.1	.1
Utility ground		3545-18211	06/83	109.1	109.1	109.1	1.5	0
Precision ground		3545-18213	06/83	116.7	116.7	116.9	1.5	.2
Pressed to size, including inserts with center holes and with molded chip breakers		3545-18214	06/83	110.8	110.8	110.8	0	0
Other types of cutting tools for machine tools, including rotary burrs, files and spade drills		3545-19	06/83	111.1	111.3	111.4	1.3	.1
Carbon steel		3545-192	06/83	125.6	125.6	125.6	2.5	0
High speed steel		3545-194	06/83	108.9	108.9	108.9	0	0
Carbide, solid and tipped, excluding tips and blanks sold separately		3545-198	06/83	102.1	102.7	102.9	1.2	.2
Precision measuring tools (inspection, quality control, tool room, and machinists' tools)		3545-2	06/83	124.6	124.6	124.6	2.8	0
Dial indicators		3545-261	06/83	129.2	129.2	129.2	2.0	0
Other machinists' precision tools, incl. dividers and surface texture measuring machines		3545-299	06/88	109.2	109.2	109.2	5.2	0
Other attachments and accessories for machine tools and metalworking machinery		3545-3	06/83	120.4	120.8	120.8	2.4	0
Tool holders		3545-31	06/83	123.4	123.4	123.4	2.7	0
Turning tool holders (mechanically clamping for inserts and bits), except box tools		3545-312	06/83	127.9	127.9	127.9	2.9	0
Boring bars and heads		3545-314	06/83	119.6	119.7	119.7	1.8	0
Special tooling and attachments for screw and automatic machines		3545-316	06/83	119.3	119.3	119.3	9.7	0
Other tool holders, including other chucks, drill heads, tool posts, turrets, sleeves, etc.		3545-318	06/83	128.2	128.2	128.2	1.1	0
Work holding devices		3545-34	06/83	117.8	117.9	117.9	2.0	0
Other work holding and positioning devices, including vises, mandrels, clamps, stops, etc.		3545-349	06/83	118.6	118.7	118.7	1.2	0
Other attachments and accessories and tool room specialties		3545-399	06/88	104.3	105.6	105.9	2.8	.3

See footnotes at end of table.

Digitized for FRASER
http://fraser.stlouisfed.org/
Federal Reserve Bank of St. Louis

Table 5. Producer price indexes for the net output of selected industries and their products—Continued

Industry and product[1]	Industry code	Product code	Index base	Index			Unadjusted percent change to Sep. 1990 from —	
				May 1990[2]	Aug. 1990[2]	Sep. 1990[2]	Sep. 1989	Aug. 1990
Machine tool accessories—Continued								
Secondary products and miscellaneous receipts		3545-SM						
Miscellaneous receipts		3545-M	01/87	114.3	115.6	115.6	1.5	0
Resales		3545-Z89	01/87	119.7	121.8	121.8	2.3	0
Secondary products		3545-S	06/83	121.1	121.1	121.3	1.8	.2
Power driven hand tools	3546		12/80	138.9	139.6	139.7	3.2	.1
Primary products		3546-P	12/80	137.6	138.5	138.5	3.8	0
Power driven hand tools, electric and battery powered		3546-1	12/80	134.4	136.0	136.0	2.6	.0
Circular saws: armature mounted primarily on sleeve bearings		3546-112	12/80	109.9	109.9	109.9	4.2	0
Impact wrenches		3546-125	12/80	165.3	170.7	170.7	5.4	0
Drills: armature mounted primarily on other than sleeve bearings		3546-182	12/80	140.4	141.4	141.4	1.7	0
Over 1/4 inch chuck size to under 1/2 inch		3546-18207	12/80	125.0	127.0	127.0	-2.7	0
Grinders, polishers, and circular sanders except bench grinders		3546-183	12/80	160.2	162.8	162.8	2.8	0
Right angle grinders, polishers, and circular sanders		3546-18326	12/80	169.4	173.1	173.1	3.9	0
Sanders, except circular		3546-184	12/80	143.7	144.2	144.6	5.0	.3
Oscillating, reciprocating and vibrating		3546-18434	12/80	135.9	136.8	136.8	4.1	0
Power driven hand tools, pneumatic, hydraulic and powder actuated		3546-2	12/80	149.4	149.5	149.5	5.1	0
Drills, screwdrivers, nutrunners - pneumatic		3546-238	12/80	154.4	155.1	155.1	4.6	0
Grinders, polishers, sanders - pneumatic		3546-243	12/80	152.4	152.4	152.4	3.8	0
Other pneumatic powered hand tools and hydraulic powered hand tools		3546-249	12/80	150.8	150.8	150.8	3.8	0
Parts, attachments, and accessories for pneumatic, hydraulic and powder actuated tools		3546-255	12/80	156.6	156.6	156.6	6.5	0
Secondary products and miscellaneous receipts		3546-SM						
Secondary products		3546-S	12/80	129.6	129.6	130.8	-1.2	.9
Rolling mill machinery	3547		12/81	135.1	135.1	137.1	5.2	1.5
Primary products		3547-P	12/81	134.7	134.7	137.7	7.8	2.2
Hot rolling mill machinery, except tube rolling		3547-1						
Gas and electric welding and soldering equipment	3548		12/84	120.5	120.8	121.3	4.3	.4
Gas and electric welding and soldering equipment		3548-P	12/84	120.8	121.1	121.9	4.8	.7
Arc welding machines, components, and acc. except electrodes (excl. stud welding equip.)		3548-1	12/84	117.2	117.4	117.7	3.3	.3
Arc welding machines		3548-11	12/84	119.9	120.1	120.5	3.3	.3
Alternating current transformer arc welders		3548-111	06/90	(3)	100.2	102.0	(3)	1.8
300 amps or less		3548-11101	12/84	(3)	121.1	124.8	6.5	3.1
More than 300 amps		3548-11102	12/84	(3)	(3)	(3)	(3)	(3)
Direct current arc welders		3548-112	06/90	(3)	100.1	100.1	(3)	0
Generators and rectifier types, including ac/dc		3548-11201	06/90	(3)	100.2	100.2	(3)	0
Components and accessories for arc welding machines (except electrodes)		3548-12	12/84	111.9	112.1	112.5	3.6	.4
Automatic and semiautomatic wire drive apparatus and related accessories		3548-121	06/90	(3)	100.8	102.7	(3)	1.9
Automatic and semiautomatic welding torches, guns and cables, and related accessories		3548-123	12/84	(3)	135.4	135.4	(3)	0
All other components and acc. for arc weld. mach., exc. welding rods and electrodes		3548-126	12/84	112.6	112.6	112.6	2.4	0
Arc welding electrodes, metal		3548-2	12/84	124.9	125.4	126.0	6.1	.5
Stick electrodes (incl. solid, cored, covered, and bare electrodes)		3548-21	12/84	126.3	126.3	127.3	6.3	.8
Other than hard facing		3548-212	06/90	(3)	100.0	100.9	(3)	.9
Low alloy steel		3548-21212	12/84	(3)	125.5	125.5	(3)	0
Coil and spool cont. wire electrodes for auto. arc weld. and inert gas shield. arc weld		3548-22	12/84	122.9	124.0	124.0	6.0	0
Other than hard facing		3548-222	06/90	(3)	100.9	100.9	(3)	0
Solid wire		3548-2221	12/84	(3)	128.6	128.6	8.1	0
Mild steel		3548-22212	12/84	(3)	128.9	128.9	5.7	0
All other, incl. low alloy and stainless steel, and nonferrous		3548-22213	06/90	(3)	100.0	100.0	(3)	0
Cored wire		3548-2222	12/84	(3)	117.9	117.9	(3)	0
Resistance welders, components, accessories, and electrodes		3548-3	12/84	117.8	118.7	122.2	5.4	2.9
Resistance welders		3548-311	06/90	(3)	101.0	104.2	(3)	3.2
Spot and projection welders, single electrode		3548-31105	12/84	(3)	114.2	112.9	(3)	-1.1
Spot and projection welders, multielectrode		3548-31106	12/84	(3)	104.7	104.7	(3)	0
Resistance welder components and accessories, incl. electrode holders, etc.		3548-341	12/84	145.3	144.6	144.5	.5	-.1
Gas welding and cutting equipment, exc. plasma (incl. parts, att., and accessories)		3548-4	06/83	129.4	129.4	129.4	5.5	0
Torches, welding or cutting		3548-401	08/83	116.3	116.3	116.3	2.8	0
Spare parts, acc., attach., adaptors, etc., n.e.c., sold separately:		3548-411	06/83	133.8	133.8	133.8	7.0	0
Tips		3548-41104	06/83	123.0	123.0	123.0	5.1	0
Regulators, gas pressure		3548-41105	06/83	135.3	135.3	135.3	6.0	0
Other welding and soldering equipment and acc. (exc. arc, resistance and gas)		3548-5	06/90	(3)	100.3	100.3	(3)	0
Plasma welding and cutting equipment		3548-504	06/90	(3)	100.7	100.7	(3)	0
Comp. and acc. for all other weld. equip., exc. arc weld., resis. weld., and cutting equip		3548-509	06/83	(3)	103.2	103.2	(3)	.0
Secondary products and miscellaneous receipts		3548-SM						
Miscellaneous receipts		3548-M	12/84	134.0	134.0	133.1	6.9	-.7
Secondary products		3548-S	12/84	(3)	113.3	113.1	(3)	-.2

See footnotes at end of table.

Digitized for FRASER
http://fraser.stlouisfed.org/
Federal Reserve Bank of St. Louis

Table 5. Producer price indexes for the net output of selected industries and their products—Continued

Industry and product[1]	Industry code	Product code	Index base	Index			Unadjusted percent change to Sep. 1990 from —	
				May 1990[2]	Aug. 1990[2]	Sep. 1990[2]	Sep. 1989	Aug. 1990
Metalworking machinery, not elsewhere classified	3549		06/83	128.1	129.5	129.8	5.0	0.2
Primary products		3549-P	06/83	127.8	128.4	128.8	5.3	.3
Assembly machines		3549-2	06/83	117.9	118.6	119.3	1.9	.6
In-line transfer, synchronous		3549-215	11/84	113.6	113.8	113.8	.9	0
Special purpose and all other types		3549-219	06/83	117.9	118.6	120.3	2.6	1.4
Other metalworking machinery		3549-5	06/83	138.6	139.1	139.1	6.8	0
Machines for weaving and wire fabricating and wire drawing machines and draw benches		3549-511	06/83	144.5	146.1	146.1	5.8	0
Coil handling equipment (conversion or straightening)		3549-541	06/83	(3)	143.8	143.8	14.8	0
Cut-to-length lines		3549-54143	06/83	(3)	149.5	149.5	(3)	0
Slitting lines		3549-54145	06/83	(3)	131.3	131.3	(3)	0
All other metalworking machinery n.e.c.		3549-598	06/83	132.6	132.6	132.6	2.4	0
Secondary products and miscellaneous receipts		3549-SM						
Miscellaneous receipts		3549-M	06/83	129.0	(3)	(3)	(3)	(3)
Resales		3549-Z89	06/83	118.8	(3)	(3)	(3)	(3)
Secondary products		3549-S	06/83	130.9	131.4	131.4	.9	0
Special industry machinery, except metalworking machinery	355		12/84	121.2	122.1	122.2	3.2	.1
Textile machinery	3552		12/80	149.7	152.6	153.1	3.2	.3
Primary products		3552-P	12/80	151.1	154.6	155.1	3.7	.3
Textile machinery		3552-1	12/80	156.1	163.2	164.2	6.8	.6
Fiber-to-fabric textile machinery		3552-1B	06/86	112.0	112.4	112.4	2.8	0
Other fiber to fabric machinery, except parts and attachments		3552-154	06/86	108.4	108.9	109.0	2.8	.1
Other textile machinery		3552-1C	06/86	114.6	123.6	124.9	10.5	1.1
Bleaching, dyeing, and finishing equipment		3552-185	12/80	142.5	163.9	163.9	18.9	0
Other textile machinery		3552-199	12/80	133.2	132.9	136.9	1.9	3.0
Parts and attachments for textile machinery		3552-2	12/80	146.5	146.6	146.8	.7	.1
Textile machinery turnings and shapes		3552-211	12/80	189.4	189.4	190.4	2.2	.5
Parts and attachments for other textile machinery, including printing		3552-299	12/80	134.4	134.4	134.4	.7	0
Woodworking machinery	3553		12/80	128.7	128.2	127.8	2.8	-.3
Primary products		3553-P	12/80	132.9	132.2	131.7	2.7	-.4
Woodworking machinery, excluding home workshop types, incl. parts		3553-1	12/80	122.6	121.3	120.9	1.4	-.3
Sawmill equipment		3553-112	12/80	128.3	127.5	127.2	1.8	-.2
Straight-line machinery, including jointers, moulders, planers, sanders, surfacers, etc.		3553-173	12/80	136.0	136.9	136.9	3.9	0
Boring machinery, carving machinery, dovetailers, mortisers, routers, shapers, and tenoners		3553-175	12/80	126.5	126.5	126.5	4.5	0
All other parts, attachments, and accessories, excluding saw blades		3553-187	12/80	118.5	118.5	114.5	-2.0	-3.4
Other woodworking machinery, including lathes, clamping machinery, presses, roll coaters, etc.		3553-198	12/80	152.6	152.6	152.6	1.1	0
Secondary products and miscellaneous receipts		3553-SM						
Secondary products		3553-S	12/80	138.6	139.4	139.4	3.0	0
Paper industries machinery	3554		06/82	135.2	138.0	137.7	4.9	-.2
Primary products		3554-P	06/82	133.3	136.6	136.2	5.2	-.3
Pulp mill machinery		3554-2	06/82	126.7	130.7	128.6	5.1	-1.6
Parts and attachments for pulp mill machinery (sold separately)		3554-281	06/82	121.9	129.8	127.9	8.0	-1.5
Papermill machinery		3554-3	06/82	132.7	135.0	135.0	2.7	0
Paper machines		3554-342	06/82	142.0	144.6	144.6	2.6	0
Parts and attachments for papermill machinery (sold separately)		3554-381	06/82	118.1	121.3	121.2	5.8	-.1
Paper and paperboard converting equipment		3554-4	06/82	140.4	144.6	144.6	7.6	0
Corrugated boxmaking machines, including corrugators		3554-453	06/82	138.5	139.1	139.1	5.1	0
Other paper/paperboard equip., incl. drum, can and tubemaking, coating and laminating mach		3554-459	06/82	137.8	146.4	146.4	11.8	0
Parts and attachments for paper and paperboard converting mach. (sold separately)		3554-481	06/82	147.3	147.9	147.9	4.7	0
Secondary products and miscellaneous receipts		3554-SM						
Miscellaneous receipts		3554-M	06/82	146.4	147.2	147.0	1.9	-.1
Secondary products		3554-S	06/82	140.6	141.1	141.1	6.4	0
Printing trades machinery	3555		12/82	126.2	126.6	126.9	1.4	.2
Primary products		3555-P	12/82	125.7	125.9	126.1	1.1	.2
Lithographic printing presses		3555-1	12/82	138.3	138.4	138.4	-.1	0
Web-fed		3555-13	12/88	103.1	103.2	103.2	-.8	0
Newspaper presses, web-fed		3555-132	08/83	132.7	132.7	(3)	(3)	(3)
Business forms presses, web-fed		3555-133	12/82	156.4	156.4	156.4	2.3	0
Commercial presses, web-fed		3555-135	12/82	120.0	120.2	(3)	(3)	(3)
Printing presses, other than lithographic		3555-2	12/82	133.9	136.0	139.5	7.7	2.6
Flexographic presses, sheet-fed and web-fed		3555-238	12/82	145.6	146.0	146.5	11.7	.3
Typesetting machinery and equipment, excluding justifying typewriters		3555-3	12/88	98.0	96.5	(3)	(3)	(3)
Photographic typesetting machinery, including integral computer		3555-343	12/88	97.8	96.1	(3)	(3)	(3)
Binding machinery and equipment		3555-6	12/88	104.6	105.7	105.2	1.7	-.5
Saddle, perfect and hardcase binding equipment		3555-661	12/88	104.4	105.9	105.9	2.7	0
Other binding machinery and equipment, incl. folding equipment		3555-665	12/82	137.0	138.5	136.7	.9	-1.3
Printing trades machinery, n.e.c.		3555-7	12/88	102.4	102.5	102.6	3.0	.1
Parts, attachments and accessories for printing presses, incl. dryers, folders and reels		3555-783	12/82	133.5	133.0	133.7	4.8	.5
Parts, attachments and accessories for bindery machinery		3555-787	12/82	128.7	130.6	130.6	1.5	0

See footnotes at end of table.

Digitized for FRASER
http://fraser.stlouisfed.org/
Federal Reserve Bank of St. Louis

Table 5. Producer price indexes for the net output of selected industries and their products—Continued

Industry and product[1]	Industry code	Product code	Index base	Index			Unadjusted percent change to Sep. 1990 from —	
				May 1990[2]	Aug. 1990[2]	Sep. 1990[2]	Sep. 1989	Aug. 1990
Printing trades machinery—Continued								
Parts, attachments and accessories for other printing trades machinery		3555-789	12/82	122.3	(3)	(3)	(3)	(3)
Other printing machinery and equipment, including platens		3555-799	12/82	104.3	105.4	105.4	-1.8	0
Secondary products and miscellaneous receipts		3555-SM						
Miscellaneous receipts		3555-M	12/82	134.7	137.0	137.7	2.2	.5
Resales		3555-Z89	12/88	101.8	105.0	105.6	3.7	.6
Food products machinery	3556		12/83	127.4	129.5	129.7	4.7	.2
Primary products		3556-P	12/83	130.9	133.3	133.5	5.0	.2
Dairy and milk products plant machinery		3556-1	12/83	124.5	126.6	126.6	4.3	0
Other dairy and milk machinery, including separators and sterilizing equipment		3556-198	12/83	116.5	115.0	115.0	-1.7	0
Commercial food products machinery		3556-2	12/83	129.8	131.4	132.3	3.8	.7
Commercial food products machinery, except bakery equipment		3556-2A	12/88	104.2	104.2	104.2	1.7	0
Slicers		3556-212	12/83	126.4	126.8	126.8	3.2	0
Choppers, grinders, cutters, dicers, and similar machines		3556-221	12/88	104.5	104.5	104.5	2.1	0
Other commercial food preparation machinery, including tenderizers (power driven)		3556-249	12/83	124.0	124.0	124.0	.9	0
Bakery machinery and equipment		3556-2B	12/88	108.4	111.5	113.7	7.1	2.0
Dough mixers		3556-261	12/83	128.1	128.1	129.1	3.9	.8
Bake ovens		3556-273	12/83	116.0	117.2	122.0	8.2	4.1
Other bakery machinery and equipment		3556-292	12/88	108.9	113.5	114.6	6.9	1.0
Parts and attachments for commercial food preparation machinery		3556-251	12/83	147.3	151.7	152.3	5.7	.4
Industrial food products machinery		3556-3	12/83	124.1	127.0	126.7	6.2	-.2
Meat and poultry processing machinery		3556-313	12/83	128.0	137.3	137.3	12.3	0
Preparation machinery (fruit and vegetable canning)		3556-323	12/83	110.5	114.1	114.1	10.2	0
Other industrial food products machinery, including fish and shellfish processing machinery		3556-358	12/83	117.0	117.0	117.0	2.8	0
Parts and attachments for industrial food products machinery		3556-383	12/83	134.2	135.0	134.0	2.5	-.7
Secondary products and miscellaneous receipts		3556-SM						
Miscellaneous receipts		3556-M	12/83	89.8	91.2	91.2	2.8	0
Resales		3556-Z89	12/83	89.2	90.6	90.6	3.2	0
Secondary products		3556-S	12/83	138.8	138.8	138.8	2.4	0
Special industry machinery, n.e.c.	3559		12/81	137.4	137.8	138.1	3.1	.2
Primary products		3559-P	12/81	135.4	135.7	136.0	3.3	.2
Chemical manufacturing industries machinery, equipment, and parts		3559-1	12/81	130.8	131.6	131.2	4.0	-.3
Chemical mixers		3559-112	12/81	108.6	108.6	108.6	0	0
Foundry machinery and equipment, including parts, excluding patterns and molds		3559-2	12/81	132.7	132.7	132.7	.6	0
Other foundry machinery and equipment, including core-making machines and flasks		3559-296	06/87	110.6	(3)	110.6	1.2	(3)
Parts for foundry machinery and equipment		3559-297	06/87	101.1	101.1	101.1	0	0
Plasticsworking machinery and equipment, and parts, excluding patterns and molds		3559-3	12/81	138.8	136.2	139.2	2.4	.7
Extrusion machines		3559-333	12/81	147.7	147.7	149.2	2.9	1.0
Injection molding machines		3559-351	12/81	144.0	(3)	(3)	(3)	(3)
Other plasticsworking machinery and equipment		3559-37	06/87	109.8	110.6	111.4	3.6	.7
Granulators and pelletizers		3559-371	06/87	112.9	(3)	(3)	(3)	(3)
Other plasticsworking machinery		3559-379	06/87	109.6	111.0	111.0	2.9	0
Parts for plasticsworking machinery		3559-381	06/87	111.4	111.4	113.1	4.9	1.5
Rubberworking machinery and equipment, and parts, excluding molds		3559-4	12/81	122.9	(3)	(3)	(3)	(3)
Other special industry machinery and equipment, and parts, n.e.c.		3559-5	12/81	136.4	136.8	137.2	3.6	.3
Tobacco manufacturing machinery and equipment, and parts		3559-532	12/81	174.3	180.4	180.4	18.5	0
Concrete products machinery and equipment, and parts		3559-546	12/81	131.0	134.0	133.9	4.0	-.1
Glassmaking machinery and equipment, and parts		3559-552	12/81	141.2	141.2	141.2	4.3	.0
Semiconductor manufacturing machinery (except ovens) and parts		3559-595	06/87	108.0	108.3	108.2	3.6	-.1
Industrial sewing machines and parts		3559-597	06/90	(3)	101.3	101.2	(3)	-.1
Other special industry machinery, and parts		3559-598	06/87	110.2	109.5	110.5	2.5	.9
Pharmaceutical machinery and parts		3559-59817	06/87	139.5	139.5	(3)	(3)	(3)
Other special industry machinery and parts		3559-59819	06/87	108.6	107.8	108.6	1.9	.7
Automotive maintenance equipment, except hand tools		3559-7	11/89	102.6	102.6	102.6	(3)	0
Automotive maintenance equipment, except hand tools		3559-711	11/89	102.6	102.6	102.6	(3)	0
Secondary products and miscellaneous receipts		3559-SM						
Miscellaneous receipts		3559-M	12/81	163.7	163.7	164.0	-1.4	.2
Resales		3559-Z89	06/83	124.5	124.5	124.9	-1.3	.3
Secondary products		3559-S	12/81	133.2	135.1	135.2	6.3	.1
General industrial machinery and equipment	356		12/84	119.3	120.0	120.2	(3)	.2
Pumps and pumping equipment	3561		12/83	118.9	120.5	121.1	3.9	.5
Primary products		3561-P	12/83	120.0	120.6	121.3	3.9	.6
Industrial pumps, except hydraulic fluid power pumps		3561-1	12/83	125.7	126.9	127.3	4.4	.3
Reciprocating pumps		3561-11	12/83	122.1	123.4	123.4	15.3	0
Power-operated, other than steam		3561-113	12/83	122.0	123.3	123.3	15.2	0
Turbine pumps, vertical, including deep well		3561-12	12/83	125.6	125.6	125.6	3.5	0
Submersible, over 5 hp		3561-125	12/83	125.1	(3)	125.1	2.4	(3)
Other than submersible		3561-129	12/83	125.8	125.8	125.8	3.9	0
16 inch diameter bowl size and under		3561-12909	12/83	125.6	125.6	125.6	5.1	0

See footnotes at end of table.

Digitized for FRASER
http://fraser.stlouisfed.org/
Federal Reserve Bank of St. Louis

Table 5. Producer price indexes for the net output of selected industries and their products—Continued

Industry and product[1]	Industry code	Product code	Index base	Index			Unadjusted percent change to Sep. 1990 from —	
				May 1990[2]	Aug. 1990[2]	Sep. 1990[2]	Sep. 1989	Aug. 1990
Pumps and pumping equipment—Continued								
Centrifugal pumps		3561-13	12/83	125.7	127.3	127.5	3.0	0.2
Single stage, single suction, close coupled		3561-131	12/83	123.4	123.4	123.7	2.8	.2
3/4 inch and 1 inch discharge outlet		3561-13112	12/83	120.5	(3)	(3)	(3)	(3)
2 inch and 2 1/2 inch discharge outlet		3561-13115	12/83	125.2	125.2	125.2	3.4	0
3 inch and 4 inch discharge outlet		3561-13116	12/83	(3)	126.2	127.0	3.4	.6
Over 4 inch discharge outlet		3561-13119	12/83	101.6	101.6	102.5	(3)	.9
Single stage, single suction, frame mounted		3561-132	12/83	132.1	134.0	134.2	5.7	.1
3/4 inch and 1 inch discharge outlet		3561-13222	03/84	160.0	(3)	163.0	5.7	(3)
1 1/4 inch and 1 1/2 inch discharge outlet		3561-13223	06/90	(3)	101.6	101.2	(3)	-.4
2 inch and 2 1/2 inch discharge outlet		3561-13224	12/83	158.7	158.3	158.3	7.3	0
3 inch discharge outlet		3561-13225	12/83	114.8	121.0	121.0	6.7	0
4 inch to 6 inch discharge outlet		3561-13226	12/83	131.0	131.0	131.8	2.2	.6
Over 6 inch discharge outlet		3561-13229	06/84	(3)	(3)	(3)	(3)	(3)
Single stage, double suction		3561-133	12/83	(3)	122.1	123.1	-2.8	.8
Under 4 inch discharge outlet		3561-13342	12/83	(3)	(3)	187.7	1.0	(3)
4 inch and 5 inch discharge outlet		3561-13344	06/90	(3)	100.0	100.0	(3)	0
6 inch and 7 inch discharge outlet		3561-13346	12/83	(3)	(3)	107.6	(3)	(3)
8 inch to 12 inch discharge outlet		3561-13348	07/84	(3)	(3)	117.3	(3)	(3)
Multistage (single or double suction)		3561-134	12/83	130.7	131.2	131.2	7.1	0
2 inch and 3 inch discharge outlet		3561-13454	07/84	133.9	133.9	133.9	6.7	0
4 inch and 5 inch discharge outlet		3561-13456	06/90	(3)	(3)	100.0	(3)	(3)
Propeller and mixed flow		3561-135	02/84	(3)	(3)	(3)	(3)	(3)
Submersible centrifugal pumps (except submersible sump pumps)		3561-136	12/83	125.0	125.2	126.2	3.7	.8
Submersible effluent pumps (less than 1" solids handling capacity)		3561-1361	02/84	(3)	106.3	106.3	(3)	0
Submersible solids handling pumps (solids 1" - 2" inclusive)		3561-1362	12/83	130.1	130.1	133.5	3.2	2.6
Submersible non-clog pumps (greater than 2" solids handling capacity)		3561-1363	12/83	129.1	129.1	129.1	4.8	0
4" to 6" discharge outlet		3561-13632	12/83	(3)	(3)	129.5	(3)	(3)
All other centrifugal pumps (including can, etc.)		3561-137	12/83	129.4	130.9	130.9	1.2	0
2" to 6" discharge outlet		3561-13766	12/83	119.0	120.4	120.4	1.2	0
Rotary pumps		3561-14	12/83	131.8	133.5	135.2	5.2	1.3
100 p.s.i. and under, designed pressure		3561-141	12/83	129.0	129.9	134.3	7.7	3.4
11-99 g.p.m. designed capacity		3561-14172	12/83	134.7	(3)	(3)	(3)	(3)
101-250 p.s.i., designed pressure		3561-142	12/83	130.4	133.0	133.0	4.7	0
11-99 g.p.m., designed capacity		3561-14275	12/83	128.8	133.1	133.1	8.1	0
100 g.p.m. and over, designed capacity		3561-14276	12/83	(3)	125.9	125.9	(3)	0
Diaphragm pumps, all sizes		3561-181	12/83	118.0	118.0	118.8	2.2	.7
Other industrial pumps		3561-198	12/83	110.4	(3)	(3)	(3)	(3)
Domestic water systems and sump pumps		3561-3	12/83	(3)	113.3	113.4	(3)	.1
Domestic water systems		3561-312	12/83	108.9	109.5	109.5	-1.9	0
Jet pump and convertible jet pump systems		3561-31213	12/83	119.4	119.4	119.4	.3	0
Submersible pump systems, 5 hp and under		3561-31225	12/83	102.4	102.4	102.4	-3.6	0
Domestic hand and windmill pumps, pump jacks, and cylinders (sold separately)		3561-31271	08/90	86.7	(3)	(3)	(3)	(3)
Domestic sump pumps, 1 hp and under		3561-372	03/84	(3)	124.4	125.1	(3)	.6
Submersible		3561-3727	03/84	(3)	124.4	125.2	(3)	.6
1/3 hp and under		3561-37277	03/84	(3)	121.4	122.2	(3)	.7
Over 1/3 hp		3561-37278	07/84	(3)	131.9	132.8	(3)	.7
Oil-well and oil-field pumps and other pumps		3561-5	12/83	103.4	103.5	103.5	3.8	0
Oil-well and oil field pumps, except boiler feed		3561-51	12/83	99.9	99.9	99.9	4.0	0
Other pumps (except automotive) such as oil burner, appliance, fire engine, etc		3561-597	12/83	119.7	120.4	120.7	3.3	.2
Parts and attachments for pumps and pumping equipment, excluding compressors		3561-6	12/83	120.4	120.4	122.0	3.7	1.3
Parts and attachments for pumps and pumping equipment, excluding compressors		3561-613	12/83	120.4	(3)	(3)	(3)	(3)
Secondary products and miscellaneous receipts		3561-SM						
Miscellaneous receipts		3561-M	12/83	117.6	117.6	118.3	3.2	.6
Resales		3561-Z89	12/83	115.5	115.5	116.2	3.1	.6
Secondary products		3561-S	12/83	112.1	121.6	121.9	4.5	.2
Valves and pipe fittings		3494-S	12/83	104.6	(3)	(3)	(3)	(3)
Other secondary products		3561-SSS	12/83	115.8	115.7	116.1	3.5	.3
Ball and roller bearings	3562		06/83	131.9	132.2	132.0	4.2	-.2
Primary products		3562-P	06/83	130.8	131.1	130.9	4.4	-.2
Ball bearings, unmounted		3562-1	06/83	141.7	141.8	141.8	5.3	0
Angular contact ball bearings: annular, including self-aligning; ground or precision		3562-118	06/83	165.4	165.4	165.4	12.8	0
Other regular single row conrad ball bearings: annular, including self-aligning		3562-122	06/83	147.9	148.5	148.5	7.8	0
9 mm. O.D. thru 30 mm. O.D.; ground or precision		3562-12203	04/87	145.9	145.9	145.9	9.9	0
Over 30 mm. O.D. thru 52 mm. O.D.; ground or precision		3562-12204	06/83	124.3	123.8	123.8	-4.5	0
Other precision (ABEC 5 & up) single row conrad ball bearings: annular, including self-alignin		3562-123	06/83	132.7	132.7	132.7	1.8	0
Unground, annular, including self-aligning (less than ABEC 1)		3562-125	06/83	191.4	(3)	191.4	.8	(3)
Thrust ball bearings		3562-131	06/83	137.5	137.5	137.5	10.5	0
Ground thrust ball bearings		3562-13133	06/83	137.5	137.5	137.5	10.5	0
Other ball bearings		3562-151	06/83	159.1	159.5	159.5	4.8	0

See footnotes at end of table.

Digitized for FRASER
http://fraser.stlouisfed.org/
Federal Reserve Bank of St. Louis

Table 5. Producer price indexes for the net output of selected industries and their products—Continued

Industry and product[1]	Industry code	Product code	Index base	Index			Unadjusted percent change to Sep. 1990 from —	
				May 1990[2]	Aug. 1990[2]	Sep. 1990[2]	Sep. 1989	Aug. 1990
Ball and roller bearings—Continued								
Tapered roller bearings, unmounted		3562-2	06/83	115.4	116.7	115.9	2.7	-0.7
Cup and cone assemblies shipped as a set		3562-232	06/89	106.2	106.2	106.2	1.8	0
Cups shipped separately		3562-233	06/89	105.3	110.7	107.1	4.3	-3.3
Cone assemblies shipped separately		3562-234	06/89	104.3	104.0	104.3	2.4	.3
Roller bearings, except tapered, unmounted		3562-3	06/83	141.7	141.6	141.6	5.2	0
Cylindrical roller bearings		3562-301	06/83	139.4	139.4	139.4	5.9	0
Regular cylindrical roller bearings (ABEC 1 and 3)		3562-30111	06/83	140.5	140.5	140.5	6.8	0
Precision cylindrical roller bearings (ABEC 5 and up)		3562-30112	06/89	104.1	104.1	104.1	4.1	0
Spherical roller bearings including hourglass and barrel		3562-321	06/83	141.2	140.4	140.3	2.7	-.1
Single row spherical roller bearings		3562-32124	06/83	83.8	83.8	83.8	-15.9	0
Double row spherical roller bearings		3562-32125	06/83	155.5	154.6	154.5	4.5	-.1
Needle roller bearings		3562-341	06/83	148.8	148.8	148.8	6.5	0
Other roller bearings		3562-398	06/83	131.9	133.1	132.8	3.0	-.2
Mounted bearings, except plain		3562-4	06/83	139.3	138.8	138.8	4.1	0
Mounted ball bearings, unit and/or split mounted		3562-417	06/83	136.8	136.8	136.8	2.9	0
Mounted roller bearings		3562-454	01/85	131.2	130.3	130.3	5.6	0
Unit mounted roller bearings		3562-45453	01/85	131.0	130.9	130.9	6.1	0
Ball and roller bearing parts and components, including balls and rollers sold separately		3562-9	06/83	114.3	114.4	114.2	2.7	-.2
Balls		3562-911	06/83	115.8	116.3	116.3	2.6	0
Secondary products and miscellaneous receipts		3562-SM						
Secondary products		3562-S	06/83	128.3	128.3	128.3	1.9	0
Air and gas compressors	3563		06/84	117.3	118.3	118.4	3.4	.1
Primary products		3563-P	06/84	115.8	116.9	116.8	3.2	-.1
Air and gas compressors and vacuum pumps		3563-1	06/84	117.3	118.9	118.8	3.7	-.1
Air compressors		3563-11	06/84	113.7	113.9	113.8	2.1	-.1
Stationary air compressors, reciprocating, single acting		3563-111	06/84	112.6	112.6	112.6	.5	0
Over 1.5 h.p. to 5 h.p		3563-11102	08/84	108.5	(3)	108.5	1.8	(3)
Stationary air compressors, reciprocating, double acting		3563-112	06/84	113.1	113.1	113.1	-1.0	0
150 h.p. and under		3563-11201	06/84	113.1	113.1	113.1	-1.0	0
Stationary air compressors, rotary positive		3563-113	06/84	108.0	108.0	108.0	.7	0
Discharge pressure 50 psig and under, all h.p		3563-11301	06/84	107.5	107.5	107.5	(3)	0
Discharge pressure 51 psig and over, 150 h.p. and under		3563-11302	08/84	108.1	108.1	108.1	.7	0
Portable air compressors		3563-115	06/84	117.0	117.3	117.2	3.3	-.1
Gas compressors		3563-12	06/84	121.3	125.1	124.8	5.5	-.2
Gas compressors, stationary, centrifugal and axial		3563-126	06/84	127.4	133.1	132.6	4.1	-.4
Natural gas		3563-12601	06/84	137.2	142.9	142.1	3.6	-.6
Other pumps and compressors		3563-13	06/84	129.4	129.4	129.4	5.8	0
Other compressors		3563-13112	06/84	106.8	(3)	(3)	(3)	(3)
Vacuum pumps, moderate vacuum		3563-13113	06/84	132.6	132.6	132.6	6.0	0
Air and gas compressor and vacuum pump parts and attachments, except refrigeration		3563-2	06/84	113.0	113.0	113.0	2.4	0
Air and gas compressor and vacuum pump parts and attachments, except refrigeration		3563-201	06/84	113.0	113.0	113.0	2.4	0
Industrial spraying equipment		3563-5	06/84	111.8	111.8	111.8	1.5	0
Power paint spraying outfits and liquid power sprayer, except agricultural and flame		3563-511	06/84	111.8	111.8	111.8	1.5	0
Secondary products and miscellaneous receipts		3563-SM						
Miscellaneous receipts		3563-M	11/86	115.6	115.6	115.6	(3)	.0
Secondary products		3563-S	06/84	123.9	124.4	125.8	6.4	1.1
Industrial and commercial fans and blowers and air purification equipment	3564		12/83	123.7	124.1	124.5	3.2	.3
Primary products		3564-P	12/83	123.5	123.8	124.3	3.7	.4
Centrifugal blowers and fans		3564-3	12/83	119.1	118.1	118.9	4.2	.7
Classes I and II fans (over 1.5 inches to 6.75 inches max. total pressure)		3564-319	12/83	110.6	110.6	111.0	1.6	.4
Industrial fans, excluding blowers		3564-324	12/83	126.1	122.8	124.6	6.7	1.5
Small housed blowers (utility sets)		3564-331	08/84	112.7	112.7	114.0	8.2	1.2
Propeller fans and accessories, axial fans, and power roof ventilators		3564-4	12/83	141.8	143.1	143.4	4.1	.2
Axial fans		3564-413	12/83	130.6	131.9	133.3	5.7	1.1
Axial fans, directly connected to driver		3564-41311	12/83	131.4	133.0	134.6	5.8	1.2
Axial fans, belt driven		3564-41312	12/83	128.0	128.0	128.6	5.3	.5
Propeller fans and accessories, industrial		3564-433	05/84	152.0	152.0	152.0	3.3	0
Parts for blowers and fans		3564-439	05/85	118.5	120.0	119.7	4.0	-.3
Power roof ventilators and parts		3564-441	12/83	136.3	138.0	138.0	3.3	0
Power roof ventilators: axial and propeller		3564-44111	12/83	143.5	146.5	146.5	3.7	0
Power roof ventilators: centrifugal.		3564-44112	12/83	132.2	132.2	132.2	2.6	0
Dust collection and other air purification equip. for heat, ventil., and air cond systems		3564-5	12/83	120.8	121.5	121.5	2.9	0
Air filters for air conditioners and furnaces, of 2400 cfm and under		3564-543	12/83	115.5	116.6	116.6	2.6	0
Other dust collection and other air purification equipment		3564-549	03/85	116.4	116.9	116.9	2.7	0
Dust collection and other air purification equip. for industrial gas cleaning systems		3564-6	12/83	113.9	114.7	115.1	3.0	.3
Particulate emission collectors		3564-651	06/89	103.3	104.8	104.6	3.8	-.2
Fabric filters		3564-65113	06/89	103.5	104.3	104.1	3.1	-.2
Mechanical collectors		3564-65115	06/89	103.0	106.4	106.1	6.0	-.3
Other equipment		3564-663	06/89	102.1	102.1	102.1	.9	0
Secondary products and miscellaneous receipts		3564-SM						
Secondary products		3564-S	12/83	128.1	130.3	130.5	3.5	.2

See footnotes at end of table.

Digitized for FRASER
http://fraser.stlouisfed.org/
Federal Reserve Bank of St. Louis

Table 5. Producer price indexes for the net output of selected industries and their products—Continued

Industry and product[1]	Industry code	Product code	Index base	Index			Unadjusted percent change to Sep. 1990 from —	
				May 1990[2]	Aug. 1990[2]	Sep. 1990[2]	Sep. 1989	Aug. 1990
Packing, packaging and bottling machinery	3565		12/88	106.7	107.1	107.5	3.6	0.4
Primary products		3565-P	12/88	106.3	106.7	107.1	3.4	.4
Packing, packaging and bottling machinery, excl. parts		3565-3	12/88	106.4	107.0	107.5	3.8	.5
Forming, filling, and sealing machinery, bag or pouch (must perform all three functions)		3565-3A	12/88	111.9	112.9	112.5	2.7	-.4
Vertical type		3565-305	12/88	111.5	114.0	113.0	7.4	-.9
Filling machinery		3565-3B	12/88	104.4	104.6	105.0	2.3	.4
Dry products		3565-311	12/88	107.0	107.0	107.0	(3)	0
Liquids		3565-312	12/88	102.2	102.4	103.1	1.3	.7
Cartoning and multipacking machinery		3565-301	12/88	108.9	110.1	110.1	3.9	0
Bag opening, filling, and closing machinery		3565-303	12/88	104.7	104.7	104.7	3.1	0
Wrapping, banding, bundling, fastening, and sleeve wrapping machinery		3565-306	12/88	106.8	106.8	111.7	5.2	4.6
Shrink film packaging machinery, including shrink tunnels		3565-307	12/88	106.4	(3)	(3)	(3)	(3)
Labeling, code marking, imprinting and leaflet/coupon inserting machinery		3565-315	12/88	106.4	106.6	106.6	3.7	0
Case forming, opening, loading, unloading, and sealing machinery		3565-316	12/88	108.7	109.0	109.0	3.6	0
Capping, sealing, lidding, incl. can sealing machinery, excl. filling machinery		3565-317	12/88	112.2	112.0	112.0	5.1	0
Accumulating, collating, feeding, and unscrambling machinery		3565-318	12/88	107.5	108.0	107.9	.7	-.1
Other machinery, incl. combinations of mach. classified in more than one of the above		3565-321	12/88	103.5	103.5	103.5	3.1	0
Parts for bottling and packaging machinery		3565-4	12/88	106.3	104.7	105.1	1.5	.4
Parts for bottling and packaging machinery		3565-491	12/88	106.3	104.7	105.1	1.5	.4
Secondary products and miscellaneous receipts		3565-SM						
Miscellaneous receipts		3565-M	12/88	108.1	108.4	108.4	4.0	0
Resales		3565-Z89	12/88	108.1	108.4	108.4	4.0	0
Secondary products		3565-S	12/88	109.1	110.3	111.2	6.0	.8
Secondary products		3565-SS	12/88	109.1	110.3	111.2	6.0	.8
Speed changers, industrial high-speed drives, and gears	3566		12/83	120.1	121.2	121.8	4.3	.5
Primary products		3566-P	12/83	119.6	121.0	121.5	4.3	.4
Nonhydraulic variable speed changers and industrial high-speed drives		3566-1	06/89	101.6	102.7	104.5	4.5	1.8
Mechanical nonhydraulic variable speed changers, excluding value of drivers		3566-111	12/83	115.3	115.3	116.5	1.5	1.0
Speed reducers, fixed ratio, enclosed, except gear motors		3566-2	12/83	125.9	128.4	129.2	5.4	.6
Worm gear reducers		3566-21	12/83	140.4	144.4	144.4	4.1	0
3-inch to 5.99-inch centers		3566-218	12/83	125.2	128.8	128.8	3.3	0
Less than 3-inch centers		3566-219	12/83	125.8	128.8	128.8	4.9	0
Helical, herringbone, spur and spiral bevel reducers		3566-22	12/83	120.3	120.7	122.3	6.6	1.3
More than 15-inch low speed centers		3566-227	12/83	121.6	121.6	124.0	9.4	2.0
15-inch low speed centers or less		3566-228	12/83	120.5	121.0	122.3	5.4	1.1
Gear motors, sold with motors, including 'C' flange and scoop mount units		3566-3	12/83	122.1	122.3	122.3	3.6	0
Worm gear motors		3566-33	12/83	121.8	122.1	122.1	2.9	0
Helical, herringbone, spur, or spiral bevel gear motors		3566-34	12/83	121.8	121.9	121.9	3.8	0
Less than 1/6 horsepower		3566-343	12/83	107.7	107.7	107.7	2.3	0
1/6 horsepower up to but excluding 1 horsepower		3566-344	06/88	113.6	115.1	115.1	2.0	0
1 horsepower to 5 horsepower		3566-347	12/83	132.6	132.6	132.6	5.0	0
Loose gears, pinions, and racks excluding spare parts for reducers		3566-4	12/83	114.5	115.3	115.1	3.5	-.2
Coarse pitch (less than 19.9 diametral pitch)		3566-411	12/83	113.6	114.6	114.4	3.8	-.2
Helical, herringbone, and spur gears		3566-4114	12/83	110.3	111.1	111.0	3.1	-.1
24 inches or less		3566-41142	12/83	111.6	112.2	111.9	1.9	-.3
More than 24 inches diameter through 72 inches diameter		3566-41143	12/83	108.9	110.6	110.6	4.6	0
Others, including bevel gears and racks		3566-4116	12/83	119.6	120.8	120.3	5.8	-.4
Fine pitch (19.9 diametral pitch and finer)		3566-421	12/83	122.3	121.7	121.8	2.2	.1
Parts and components for speed changers, drives, gears, and reducers		3566-5	12/83	124.8	126.6	127.5	5.2	.7
Parts and components for speed changers, drives, gears, and reducers		3566-551	12/83	124.8	126.6	127.5	5.2	.7
Secondary products and miscellaneous receipts		3566-SM						
Miscellaneous receipts		3566-M	07/84	126.4	126.4	126.4	3.9	0
Secondary products		3566-S	12/83	119.6	119.6	121.0	4.3	1.2
Other secondary products		3566-SSS	12/83	120.2	120.2	123.2	5.6	2.5
Power transmission equipment, n.e.c.		3568-S	12/83	118.9	118.9	118.9	3.1	0
Industrial process furnaces and ovens	3567		06/81	135.2	136.0	136.5	2.1	.4
Primary products		3567-P	06/81	132.3	133.2	133.8	2.2	.5
Electric industrial furnaces, ovens, and kilns, excluding induction		3567-1	06/81	135.4	135.4	137.3	2.5	1.4
Electric furnaces		3567-11	12/86	108.7	108.7	109.0	.9	.3
Metal melting		3567-111	12/81	111.3	111.3	112.2	.8	.8
Metal processing and heat treating (such as annealing, hardening, carburizing, etc.)		3567-118	12/86	107.7	107.7	107.7	1.2	0
Other electric furnaces		3567-119	12/86	112.7	112.7	113.5	.8	.7
Electric industrial ovens and kilns, including infrared		3567-19	12/86	108.6	108.6	113.4	6.6	4.4
Fuel-fired industrial furnaces, ovens, and kilns		3567-2	06/81	129.0	129.0	129.0	2.0	0
Fuel-fired furnaces		3567-21	12/86	113.8	(3)	(3)	(3)	(3)
Fuel-fired ovens and kilns		3567-29	12/86	113.1	113.1	113.1	3.4	0
High frequency induction and dielectric heating equipment		3567-4	06/81	136.9	(3)	(3)	(3)	(3)
Electrical heat. equip. for industrial use, n.e.c. (exc. soldering irons) and parts and attach		3567-5	06/81	134.8	137.6	137.6	2.7	0

See footnotes at end of table.

Digitized for FRASER
http://fraser.stlouisfed.org/
Federal Reserve Bank of St. Louis

Table 5. Producer price indexes for the net output of selected industries and their products—Continued

Industry and product[1]	Industry code	Product code	Index base	Index			Unadjusted percent change to Sep. 1990 from —	
				May 1990[2]	Aug. 1990[2]	Sep. 1990[2]	Sep. 1989	Aug. 1990
Industrial process furnaces and ovens—Continued								
Industrial electric heating units and devices, except heating units for electric furnaces		3567-55						
All other industrial heating units and devices, incl. immersion heaters, compound pots, etc.		3567-559	06/81	147.1	151.5	151.5	3.2	0
Parts and attach. for ind. furn. and ovens, including electric heating units		3567-59	06/81	131.2	131.6	131.6	1.9	0
Secondary products and miscellaneous receipts		3567-SM						
Secondary products		3567-S	06/81	150.6	150.6	150.6	2.1	0
Other secondary products		3567-SSS	06/81	151.2	151.2	151.2	2.0	0
Power transmission equipment, n.e.c.	3568		12/84	118.9	119.3	119.3	2.8	0
Primary products		3568-P	12/84	117.8	118.3	118.3	3.1	0
Plain bearings and bushings, except automotive and aircraft.		3568-1	12/84	110.7	111.2	111.3	1.8	.1
Plain bearings and bushings, unmounted, machined, excluding carbon and graphite		3568-115	12/84	109.1	109.6	109.7	1.5	.1
Power transmission equipment, except speed changers, drives, and gears, n.e.c.		3568-3	12/84	119.3	119.7	119.8	3.5	.1
Clutches		3568-3A	12/84	123.1	123.2	123.1	3.8	-.1
Friction type		3568-311	12/84	118.3	118.3	118.3	4.1	0
All other clutches		3568-319	12/84	128.4	128.5	128.4	3.3	-.1
Flexible couplings		3568-3B	12/84	117.7	118.7	117.8	1.7	-.8
1-inch nominal bore and over, gear type		3568-321	12/84	107.2	104.2	102.2	-4.6	-1.9
1-inch nominal bore and over, other than gear type		3568-322	12/84	123.9	127.3	127.1	5.0	-.2
Less than 1-inch nominal bore		3568-324	12/84	116.2	121.8	(3)	(3)	(3)
Chains for sprocket drives		3568-3C	12/84	114.2	113.5	113.5	2.0	0
ASA standard roller chain, 3-inch and under in pitch		3568-332	12/84	109.0	107.9	107.9	3.2	0
Other chains for sprocket drives		3568-335	12/84	119.1	119.1	119.1	.9	0
Sprockets		3568-3D	12/84	114.3	114.3	116.4	2.8	1.8
Pulleys		3568-3E	12/84	106.3	104.3	104.3	0	0
Pulleys		3568-351	12/84	106.3	104.3	104.3	0	0
Sheaves		3568-3F	12/84	122.0	122.7	122.7	7.5	0
Single drive		3568-361	12/84	121.5	121.5	121.5	6.6	0
Other power transmission equipment, except aircraft, automobile, truck, and bus		3568-3G	06/89	104.1	105.0	105.0	4.0	.0
Ball joints, drive and flexible shafts, and drive shaft parts		3568-393	06/89	103.4	103.7	103.7	3.2	0
Mechanical valve operators and transmissions, excl. marine transmissions		3568-394	06/89	107.4	111.6	111.6	11.2	0
All other mechanical power transmission equip., except aircraft, automobile, truck, and bus		3568-399	06/89	103.1	103.3	103.3	2.2	0
Secondary products and miscellaneous receipts		3568-SM						
Miscellaneous receipts		3568-M	02/85	128.0	126.1	126.1	-1.4	0
Resales		3568-Z89	02/85	125.9	123.5	123.5	-3.1	0
Secondary products		3568-S	12/84	120.8	121.8	121.8	2.3	0
General industrial machinery, n.e.c.	3569		12/84	123.3	123.3	123.4	3.7	.1
Primary products		3569-P	12/84	125.2	125.2	125.2	3.9	0
Filters and strainers, except fluid power		3569-3	12/88	109.7	109.3	109.3	4.2	0
Containment (housing) devices		3569-3A	12/88	109.3	108.8	108.8	2.7	0
Pressurized, including filters which also dehydrate and/or deaerate		3569-301	12/88	114.7	114.7	114.7	4.2	0
Vacuum, including filters which also dehydrate and/or deaerate		3569-302	12/88	110.0	(3)	110.0	1.1	(3)
Gravity		3569-303	12/88	106.9	(3)	(3)	(3)	(3)
Parts and accessories, sold separately		3569-304	12/88	103.7	(3)	(3)	(3)	(3)
Media		3569-3B	12/88	110.4	110.4	110.4	7.2	0
Reusable (cleanable)		3569-311	12/88	104.6	104.6	104.6	2.9	0
Nonreusable, including disposable (throw away) filter cartridges		3569-312	12/88	112.6	112.6	112.6	8.8	0
Filters for hydraulic and pneumatic fluid power systems		3569-7	12/88	110.0	111.3	111.3	7.4	0
General industrial machinery, n.e.c.		3569-9	12/84	124.2	124.3	124.3	3.2	0
Lubrication systems (industrial, centralized, and automatic)		3569-941	12/84	142.8	144.6	144.4	5.9	-.1
Centrifugals and separators, exc. cream, grain, and berry		3569-951	12/84	133.5	131.6	131.6	-1.6	0
Automatic fire sprinkler equipment		3569-961	05/86	148.4	148.3	148.3	6.8	0
Hydraulic jacks		3569-973	12/84	122.0	122.5	122.5	4.3	0
Other general industrial machinery and equipment, incl. low pressure air and gas dehydrators		3569-998	12/84	121.8	122.5	122.5	3.6	0
Secondary products and miscellaneous receipts		3569-SM						
Miscellaneous receipts		3569-M	12/84	119.7	119.7	119.7	2.6	0
Resales		3569-Z89	12/84	130.4	130.4	130.4	2.6	0
Secondary products		3569-S	12/84	111.4	111.7	112.0	2.6	.3
Scales and balances, except laboratory	3576		12/80	114.9	114.9	115.2	2.3	.3
Primary products		3576-P	12/80	116.0	116.0	116.3	2.5	.3
Motor truck scales		3576-1	12/80	119.8	119.8	119.8	2.7	0
Industrial scales		3576-3	12/80	117.5	117.5	118.4	2.5	.8
Floor scales		3576-323	12/80	120.9	120.9	120.9	2.7	0
Miscellaneous industrial scales, incl. crane, tank, hopper, conveyor, counting & over-under		3576-329	12/80	105.3	105.3	105.3	1.3	0
Household and person-weighing scales		3576-5	12/80	148.2	148.2	148.2	5.9	0
Bathroom scales		3576-541	12/80	138.5	138.5	138.5	5.6	0
Accessories and attachments for scales and balances		3576-7	12/80	109.9	109.9	109.9	1.4	0
Secondary products and miscellaneous receipts		3576-SM						

See footnotes at end of table.

Digitized for FRASER
http://fraser.stlouisfed.org/
Federal Reserve Bank of St. Louis

Table 5. Producer price indexes for the net output of selected industries and their products—Continued

Industry and product[1]	Industry code	Product code	Index base	Index			Unadjusted percent change to Sep. 1990 from —	
				May 1990[2]	Aug. 1990[2]	Sep. 1990[2]	Sep. 1989	Aug. 1990
Scales and balances, except laboratory—Continued								
Miscellaneous receipts		3576-M	12/80	89.6	89.6	89.6	-4.4	0
Resales		3576-Z89	12/87	101.2	101.2	101.2	-9.8	0
Secondary products		3576-S	12/80	106.8	106.8	(3)	(3)	(3)
Calculating and accounting machines	3578		06/85	91.9	92.5	92.4	-2.9	-.1
Primary products		3578-P	06/85	88.1	88.3	88.2	-4.6	-.1
Accounting machines and cash registers		3578-1	06/85	98.6	98.5	98.4	-5.6	-.1
Coin/currency machines, incl. sorting, counting, dispensing, wrapping, and denominating types		3578-113	06/85	111.8	110.6	110.9	-1.9	.3
Point-of-sale terminals (POS) (retail devices)		3578-155	06/85	99.2	99.4	99.2	0	-.2
Parts and attachments for adding, calculating, and accounting machines, and cash registers		3578-3	06/85	86.4	88.9	88.1	-2.8	-.9
Produced by complete machine manufacturers		3578-311	06/85	86.8	86.8	85.5	-5.6	-1.5
Produced by other than complete machine manufacturers		3578-313	12/89	100.4	107.4	107.4	(3)	0
Secondary products and miscellaneous receipts		3578-SM						
Secondary products		3578-S	06/85	105.9	107.4	107.4	(3)	0
Office machines, not elsewhere classified	3579		06/85	110.4	108.5	108.5	-.7	0
Primary products		3579-P	06/85	106.6	104.0	104.0	-1.7	0
Mailing, letter handling, collating, and addressing machines		3579-5	06/85	106.0	105.8	105.8	.7	0
Mailing machines, incl. sorting, tying, canceling machinery, postage meters, etc.		3579-541	06/85	105.8	108.2	108.2	2.9	0
All other office machines, not elsewhere classified, and parts		3579-6	06/85	116.4	116.5	116.5	2.1	.0
Time recording and time stamp machines		3579-633	06/85	117.8	119.9	119.9	5.5	0
All other office machines, incl. pencil sharpeners, paper cutters, and rebuilds		3579-698	06/85	116.0	116.0	116.0	2.3	0
Standard typewriters and automatic typing and word processing machines and parts		3579-7	06/85	98.5	94.6	94.6	-4.0	0
Typewriters, standard, electric, nonelectric, electronic, portable, and nonportable		3579-706	06/85	99.7	91.8	91.8	(3)	0
Secondary products and miscellaneous receipts		3579-SM						
Miscellaneous receipts		3579-M	06/85	118.9	118.9	(3)	(3)	(3)
Secondary products		3579-S	06/85	116.7	116.8	116.7	.8	-.1
Refrigeration and service industry machinery	358		12/84	115.8	116.3	116.5	2.8	.2
Automatic merchandising machines	3581		06/82	114.7	116.4	116.9	2.8	.4
Primary products		3581-P	06/82	114.6	116.4	117.0	2.5	.5
Automatic merchandising machines, coin-operated, excluding parts		3581-1	06/82	111.0	113.3	113.2	2.4	-.1
Vending machines for beverages		3581-11	06/82	107.8	108.4	108.4	2.7	0
Soft drink		3581-115	06/82	102.7	103.2	103.2	2.9	0
Canned beverage (refrigerated)		3581-11501	06/82	101.5	101.5	101.5	2.9	0
Vending machines for confections and foods		3581-12	06/82	116.6	121.6	121.1	4.3	-.4
Confections and foods, other than bagged snacks and chips		3581-126	06/87	108.3	115.1	114.1	6.4	-.9
Bagged snacks and chips		3581-128	06/82	113.1	116.1	(3)	(3)	(3)
Other vending machines, incl. cigarettes, water, ice and stamps		3581-13						
Cigarettes		3581-131	06/87	108.0	129.6	(3)	(3)	(3)
Commercial laundry equipment	3582		12/82	133.7	134.3	134.0	2.2	-.2
Primary products		3582-P	12/82	123.3	124.0	123.7	2.6	-.2
Laundry equipment		3582-1	12/82	120.7	121.5	121.1	2.5	-.3
Washer-extractor combinations		3582-113	12/82	124.9	124.9	125.5	2.4	.5
Other than coin-operated		3582-11312	12/82	125.8	125.8	126.4	2.7	.5
Drying tumblers		3582-114	12/82	128.6	132.2	129.9	4.5	-1.7
Coin-operated, over 16-pounds load		3582-11411	12/82	127.1	132.1	128.3	5.4	-2.9
Other than coin-operated		3582-11412	12/82	132.4	133.9	133.9	3.2	0
Laundry presses		3582-116	12/82	134.9	134.9	(3)	(3)	(3)
Other commercial laundry equipment		3582-117	12/82	124.3	124.3	124.3	2.0	0
Commercial laundry equipment parts, attachments and accessories		3582-118	12/82	92.2	92.2	92.1	.1	-.1
For washer-extractor combinations and drying tumblers		3582-11811	12/82	109.2	109.2	108.7	.3	-.5
Dry cleaning equipment		3582-2	12/82	134.2	134.2	134.2	2.5	0
Secondary products and miscellaneous receipts		3582-SM						
Miscellaneous receipts		3582-M						
Resales		3582-Z89	06/87	105.7	106.0	106.0	1.0	0
Secondary products		3582-S	12/82	181.8	181.8	(3)	(3)	(3)
Refrigeration and heating equipment	3585		12/82	118.7	119.2	119.4	2.6	.2
Primary products		3585-P	12/82	118.8	119.3	119.5	2.7	.2
Warm air furnaces, humidifiers, and electric comfort heating equipment		3585-C	12/89	105.9	106.2	106.2	(3)	0
Forced-air type furnaces		3585-C11	12/82	129.8	130.1	130.1	7.1	0
Gas		3585-C1107	12/82	129.7	129.8	129.8	7.5	0
Electrical comfort heating equipment, excluding parts		3585-C4	05/86	113.8	113.5	113.5	(3)	0
Central systems		3585-C41	05/86	(3)	113.5	113.5	(3)	0
Parts and accessories for a/c, heat transfer, and elect. comfort heat. equipment		3585-D	12/89	100.4	100.4	100.4	(3)	0
Parts for heat transfer equip., including parts for a/c condensing units		3585-D11	12/89	99.0	99.0	99.0	(3)	0
Parts for refrigeration and air conditioning equipment, n.e.c.		3585-D71	12/89	106.0	106.0	106.2	(3)	.2

See footnotes at end of table.

Digitized for FRASER
http://fraser.stlouisfed.org/
Federal Reserve Bank of St. Louis

Table 5. Producer price indexes for the net output of selected industries and their products—Continued

Industry and product[1]	Industry code	Product code	Index base	Index			Unadjusted percent change to Sep. 1990 from —	
				May 1990[2]	Aug. 1990[2]	Sep. 1990[2]	Sep. 1989	Aug. 1990
Refrigeration and heating equipment—Continued								
Heat transfer equipment, mech. refrigerated, self-contained, exc. electric dehumid		3585-1	12/82	121.9	123.2	123.6	2.6	0.3
Central station air conditioning units, motor driven fan type		3585-112	12/82	134.9	140.0	142.5	5.2	1.8
Air-cooled refrigerant condensers, remote type		3585-132	12/82	106.1	104.5	104.6	.9	.1
Central system finned coils, air-conditioning and refrigeration type		3585-142	12/82	115.5	115.5	115.9	.8	.3
Coil sales by oem for resale or assembly into equip. by other manuf. (all types)		3585-143	12/82	113.7	113.5	113.5	1.2	0
Centrifugal liquid chilling packages		3585-154	12/82	118.0	117.2	117.6	.8	.3
Mobile vehicle mechanical air conditioning systems		3585-161	12/82	119.6	120.0	119.9	.3	-.1
For passenger automobiles		3585-16114	12/89	100.0	100.0	100.0	(3)	0
For truck, bus, construction and agricultural machinery and other uses		3585-16115	12/89	99.7	102.5	101.9	(3)	-.6
Icemaking machines		3585-175	12/82	121.6	120.2	120.2	.7	0
Self-contained		3585-1751	12/82	(3)	120.3	120.3	.8	0
Ice-cube makers		3585-17511	12/82	(3)	117.4	117.4	2.9	0
Reciprocating liquid chillers		3585-185	12/82	143.1	146.5	148.8	12.6	1.6
Unitary air conditioners		3585-2	12/82	115.1	114.7	114.7	2.3	0
Air conditioners, except window and wall types		3585-22	12/89	102.8	100.8	100.9	(3)	.1
Single package (with or without evaporator fan)		3585-221	12/82	119.2	116.9	117.0	.9	.1
Horizontal		3585-2211	12/82	120.3	116.8	117.0	-1.1	.2
Under 54,000 btu/hr		3585-22114	12/82	114.0	114.0	113.8	1.6	-.2
54,000 btu/hr and over		3585-22115	12/82	129.8	124.5	124.8	(3)	.2
Year-round air conditioners, single packages and remote condenser types, except heat pumps		3585-25	12/82	121.5	123.6	123.3	9.7	-.2
Under 44,000 btu/hr		3585-252	12/82	123.0	123.0	123.0	1.5	0
44,000 to 134,999 btu/hr		3585-257	12/82	124.2	126.3	125.8	14.5	-.4
Air source heat pumps, except room air conditioners		3585-28	12/89	100.6	99.2	99.4	(3)	.2
Single package		3585-285	12/89	(3)	(3)	100.6	(3)	(3)
Split system		3585-286	12/89	100.6	98.5	98.7	(3)	.2
Split system air conditioning units		3585-29	12/82	112.8	112.2	112.1	(3)	-.1
Air conditioning condensing units		3585-295	12/82	112.4	111.6	111.6	.2	0
22,000 to 26,999 btu/hr		3585-29572	01/83	113.0	113.0	113.0	.4	0
27,000 to 32,999 btu/hr		3585-29573	12/82	124.3	122.7	122.7	.8	0
33,000 to 38,999 btu/hr		3585-29574	12/82	105.1	102.6	102.6	-.4	0
54,000 to 64,999 btu/hr		3585-29577	12/89	102.5	103.5	102.6	(3)	-.9
Commercial refrigerators and related equipment		3585-3	12/82	130.3	131.6	132.6	5.2	.8
Refrigerated enclosures, incl. self-contained units, remote units w/wo cond. units		3585-31	12/82	132.9	134.0	135.5	4.7	1.1
Reach-in refrig. and reach-in vert. display cabinets, with solid or glazed doors		3585-311	12/82	142.2	143.0	143.0	7.7	0
For normal temp. application, i.e., not intended for frozen foods, ice cream, etc.		3585-31115	12/82	154.0	154.0	154.0	11.2	0
For low temperature application		3585-31118	12/82	126.0	128.1	128.1	1.9	0
Sectional coolers or cooling rooms of the prefabricated (factory produced) type		3585-312	12/82	132.9	133.8	137.9	5.1	3.1
Display cases for meats, dairy products, produce, other perishables, normal temp		3585-313	12/82	130.5	133.1	134.3	2.7	.9
Closed		3585-3131	12/82	120.5	123.4	123.9	2.8	.4
Open, self-service		3585-3132	12/82	132.2	134.8	136.2	2.7	1.0
One level		3585-31323	12/82	137.8	142.7	142.7	3.8	0
Multilevel		3585-31328	12/62	129.5	130.8	132.9	2.1	1.6
Display cases and cabinets for frozen foods, ice cream, etc., except coin operated		3585-314	12/82	122.0	122.0	122.0	.3	0
Mechanical beverage cooling and dispensing equipment, except coin-operated		3585-361	12/82	(3)	130.0	(3)	(3)	(3)
Bulk beverage dispensers, including malt dispensers and precooler cabinets		3585-36157	12/82	(3)	127.6	(3)	(3)	(3)
Other comm. refrigerators, retarders, egg refrigerators, environmental control equip., etc.		3585-397	12/82	128.8	128.9	128.9	7.8	0
Compressors and compressor units, all refrigerants		3585-4	12/82	107.5	107.8	107.8	1.7	0
Refrigerants, except ammonia		3585-41	12/89	101.6	101.9	101.9	(3)	0
Hermetic type motor compressors, 10 hp and under		3585-412	12/82	113.0	113.5	113.5	2.4	0
Less than 3 hp		3585-41211	12/82	112.0	112.0	112.0	2.5	0
3 hp to 10 hp		3585-41236	12/82	115.0	116.5	116.5	2.4	0
Automotive air conditioning compressors, open type, with or without motor		3585-418	02/83	97.5	97.5	97.5	.4	0
Condensing units, all refrigerants except ammonia		3585-5	12/82	120.9	120.0	120.7	3.0	.6
Air-cooled		3585-51	12/82	120.6	121.0	121.0	3.5	0
Hermetic type under 15 hp		3585-512	12/82	120.4	120.9	120.9	3.6	0
Over 3 hp but under 15 hp		3585-51209	12/82	(3)	(3)	(3)	(3)	(3)
Water and air-cooled, open and hermetic type, 15 hp and over		3585-569	12/82	122.0	116.3	(3)	(3)	(3)
Room air conditioners and dehumidifiers		3585-6	12/82	118.3	118.8	118.8	(3)	0
Room air conditioners		3585-612	12/82	118.3	118.8	118.8	3.3	0
Under 8,000 btu/hr		3585-612A	12/89	100.7	101.0	101.0	(3)	0
Under 6,000 btu/hr		3585-61231	05/85	113.2	113.2	113.2	1.5	0
8,000 to 12,999 btu/hr		3585-612B	12/89	100.5	100.7	100.7	(3)	0
13,000 to 19,999 btu/hr		3585-612C	12/89	100.0	100.0	100.0	(3)	0
Refrigeration and a/c equip. n.e.c., including soda fountain and beer dispensing equip		3585-9	12/89	101.5	100.9	101.0	(3)	.1

See footnotes at end of table.

Digitized for FRASER
http://fraser.stlouisfed.org/
Federal Reserve Bank of St. Louis

Table 5. Producer price indexes for the net output of selected industries and their products—Continued

Industry and product[1]	Industry code	Product code	Index base	Index			Unadjusted percent change to Sep. 1990 from —	
				May 1990[2]	Aug. 1990[2]	Sep. 1990[2]	Sep. 1989	Aug. 1990
Refrigeration and heating equipment—Continued								
Soda fountain equipment		3585-901	12/82	129.3	129.3	129.3	2.8	0
Evaporative air coolers		3585-903	12/82	107.2	107.2	(3)	(3)	(3)
Other refrigeration machinery and air conditioning equipment		3585-907	12/82	119.2	117.7	118.0	-.6	.3
Secondary products and miscellaneous receipts		3585-SM						
Miscellaneous receipts		3585-M	12/82	116.2	116.2	116.2	.4	0
Resales		3585-Z89	12/82	124.9	124.9	124.9	.6	0
Secondary products		3585-S	12/82	115.2	116.9	116.7	3.2	-.2
Other secondary products		3585-SSS	12/82	120.0	121.9	121.6	3.7	-.2
Measuring and dispensing pumps	3586		06/84	118.3	118.3	118.3	2.6	0
Primary products		3586-P	06/84	113.8	113.8	113.8	2.8	0
Gasoline dispensing pumps, computing type (filling station type)		3586-1	06/84	105.1	105.1	105.1	.1	0
Single dispensing units		3586-111	06/84	105.5	105.5	105.5	0	0
With suction pumping units		3586-11112	06/84	104.8	104.8	104.8	-.7	0
Without suction pumping units		3586-11113	06/84	113.9	(3)	113.9	1.2	(3)
Multiple dispensing units		3586-115	12/88	102.5	102.5	102.5	.3	0
Lubricating oil and grease dispensing equipment		3586-2	06/84	131.3	131.6	131.6	6.0	.0
Lubricating oil pumps, including barrel pumps		3586-212	06/84	140.4	140.4	140.4	6.0	0
Grease dispensing equipment, including pumps and guns		3586-213	06/84	129.0	129.5	129.5	7.6	0
Other measuring and dispensing pumps and parts and attachments		3586-3	06/84	116.2	116.2	116.2	4.0	0
Other measuring and dispensing pumps, incl. noncomputing gasoline dispensing pumps		3586-314	12/88	109.0	109.0	109.0	2.2	0
Parts and attachments for measuring and dispensing pumps		3586-315	12/88	101.9	101.9	101.9	6.1	0
Secondary products		3586-S	06/84	126.5	126.5	126.5	1.8	0
Service industry machinery, n.e.c.	3589		06/82	130.7	130.9	131.4	4.0	.4
Primary products		3589-P	06/82	130.8	130.9	131.4	4.0	.4
Commercial cooking and food warming equipment		3589-1	06/82	132.0	132.5	132.5	3.7	0
Nonelectric commercial cooking and food warming equipment		3589-11	06/82	139.7	139.7	139.7	4.6	0
Commercial cooking stoves, ranges, ovens, and broilers		3589-111	06/82	137.3	137.3	137.3	4.4	0
Deep fat fryers		3589-114	12/87	115.8	115.8	115.8	4.3	0
Other commercial cooking equipment, including griddles, toasters, coffee urns, etc.		3589-115	12/87	118.8	118.8	118.8	4.9	0
Electric and electronic commercial cooking and food warming equipment		3589-16	06/82	129.5	130.4	130.4	2.7	0
Commercial electric ranges, ovens, and broilers		3589-161	06/82	134.3	134.3	134.3	1.0	0
Commercial food warming equipment, including hot food server units and steam tables		3589-165	06/82	120.7	122.4	122.4	1.9	0
Other commercial cooking equipment		3589-167	06/82	131.4	132.2	132.2	3.4	0
Other commercial cooking equipment, incl. griddles, toasters, coffee urns, etc.		3589-16728	12/87	111.5	112.4	112.4	3.2	0
Parts and accessories for commercial cooking and food warming equipment		3589-185	12/87	103.0	103.0	103.0	5.5	0
Service industry machines and parts		3589-2	06/82	130.8	130.7	131.1	4.2	.3
Water softeners and water heaters		3589-21	12/87	111.8	112.1	112.1	4.0	0
Water heaters, except boilers		3589-211	12/87	114.2	114.2	(3)	(3)	(3)
Farm, household, and commercial water softeners		3589-215	06/82	131.5	131.7	131.7	4.2	0
Floor maintenance machinery, commercial and industrial, excl. vacuum cleaners		3589-24	12/87	108.7	109.4	110.8	4.5	1.3
Floor scrubbing and sanding machines, commercial type		3589-242	06/82	136.3	138.4	139.8	6.0	1.0
Floor waxing and polishing machines, commercial and industrial type		3589-245	06/82	139.1	139.1	141.6	3.7	1.8
Commercial dishwashing machines		3589-27	06/82	140.7	140.7	140.7	9.3	0
Conveyor type		3589-273	06/82	142.1	142.1	142.1	9.8	0
All other types		3589-275	12/87	123.1	123.1	123.1	8.6	0
Sewage treatment equipment		3589-281	06/82	138.4	139.5	140.2	6.5	.5
Clarifier		3589-28113	06/82	130.0	130.5	130.5	3.9	0
Other sewage treatment equipment		3589-28117	06/82	137.3	139.3	139.3	4.0	0
Commercial car washing machinery		3589-282	06/82	130.6	130.6	130.6	0	0
Garbage and trash compactors, commercial and industrial		3589-283	06/82	130.0	130.0	130.0	-.5	0
High pressure (over 1000 psi) cleaning and blasting machinery, excl. foundry mach		3589-285	12/87	119.9	115.2	115.2	6.0	0
Parts and accessories for service industry machines		3589-293	06/82	123.5	123.7	124.6	3.0	.7
Other industrial and commercial service machines, incl. carpet shampooers		3589-294	12/87	106.9	107.1	107.4	2.7	.3
Commercial and industrial vacuum cleaners		3589-3	06/82	127.1	127.1	130.2	3.2	2.4
Portable, including parts and attachments		3589-311	06/82	126.4	126.4	129.7	3.4	2.6
Secondary products and miscellaneous receipts		3589-SM						
Miscellaneous receipts		3589-M	06/82	131.5	132.1	132.0	4.8	-.1
Resales		3589-Z89	06/82	116.9	117.4	117.3	4.7	-.1
Secondary products		3589-S	06/82	129.9	130.8	131.8	4.4	.8
Miscellaneous machinery, except electrical	359		12/84	112.1	112.4	112.5	2.3	.1
Carburetors, pistons, piston rings, and valves	3592		12/82	118.8	118.6	118.7	1.0	.1
Primary products		3592-P	12/82	117.9	117.9	118.0	1.3	.1
Carburetors, new and rebuilt		3592-1	12/82	121.4	121.4	121.4	1.3	0
Carburetors (new), all types		3592-1A	12/82	118.9	118.9	119.0	1.1	.1
Carburetors for motor vehicles (passenger cars, trucks, and buses)		3592-111	12/82	120.1	(3)	120.2	1.2	(3)

See footnotes at end of table.

Digitized for FRASER
http://fraser.stlouisfed.org/
Federal Reserve Bank of St. Louis

Table 5. Producer price indexes for the net output of selected industries and their products—Continued

Industry and product[1]	Industry code	Product code	Index base	Index			Unadjusted percent change to Sep. 1990 from —	
				May 1990[2]	Aug. 1990[2]	Sep. 1990[2]	Sep. 1989	Aug. 1990
Carburetors, pistons, piston rings, and valves—Continued								
Carburetors, rebuilt, all types		3592-171	12/82	158.7	158.7	158.7	1.9	0
Pistons, piston rings, and piston pins (engine)		3592-2	12/82	106.1	106.0	106.0	.2	0
Pistons, all types (machined), excluding rough castings		3592-2A	12/82	102.5	101.9	101.9	-.4	0
Pistons for motor vehicles (passenger cars, trucks, and buses)		3592-221	06/89	97.0	95.9	95.9	-3.6	0
All other pistons		3592-223	06/89	102.6	102.6	(3)	(3)	(3)
Piston rings, all types		3592-2B	12/82	108.3	108.6	108.6	.5	0
Piston rings, oil type		3592-2B1	12/82	101.8	101.9	101.9	1.3	0
Piston rings, oil type, for motor vehicles (passenger cars, trucks, and buses)		3592-251	12/82	100.9	101.1	101.1	1.2	.0
Piston rings, compression type		3592-2B2	12/82	110.2	110.5	110.5	-.1	0
Piston rings, compression type, for motor vehicles (passenger cars, trucks, and buses)		3592-255	12/82	106.7	107.1	107.1	.1	0
All other compression type piston rings		3592-257	12/82	126.3	126.3	126.3	-.6	0
Valves (engine intake and exhaust)		3592-3	12/82	126.6	127.0	127.2	2.3	.2
Valves (engine intake and exhaust) for motor vehicle engines (pass. cars, trucks, and buses)		3592-361	12/82	130.2	130.8	130.8	2.3	0
Valves (engine intake and exhaust) for other engines		3592-363	12/82	109.7	109.7	110.6	3.0	.8
Secondary products and miscellaneous receipts		3592-SM						
Secondary products		3592-S	12/82	125.8	125.0	125.0	0	0
Other secondary products		3592-SSS	12/82	133.3	131.9	131.9	0	0
Motor vehicle parts and accessories		3714-S	12/82	122.1	122.1	122.1	.2	0
Fluid power cylinders and actuators	3593		06/90	(3)	100.6	100.6	(3)	0
Primary products		3593-P	06/90	(3)	100.5	100.5	(3)	0
Non-aerospace hydraulic and pneumatic cylinders, actuators, accumulators, cushions, etc.		3593-2	06/90	(3)	100.8	100.8	(3)	0
Hydraulic cylinders		3593-21	06/90	(3)	101.5	101.5	(3)	0
Tie-rod types		3593-211	06/84	119.7	119.7	119.7	2.8	0
Tie-rod types, standard NFPA		3593-2113	06/90	(3)	100.0	100.0	(3)	0
Weld fused, mill types, and other types including combinations		3593-215	06/90	(3)	100.1	100.1	(3)	0
Pneumatic cylinders		3593-27	06/90	(3)	100.0	100.0	(3)	0
Tie-rod types		3593-273	06/84	(3)	116.3	116.3	(3)	0
Hydraulic and pneumatic actuators, accumulators, cushions, and non-vehicular shock absorbers		3593-29	06/84	112.7	112.7	112.7	1.1	0
Parts for non-aerospace fluid power cylinders, actuators, and other		3593-299	06/90	(3)	100.0	100.0	(3)	0
Secondary products and miscellaneous receipts		3593-SM						
Secondary products		3593-S	06/90	(3)	103.3	103.3	(3)	0
Fluid power pumps and motors	3594		06/90	(3)	100.0	100.4	(3)	.4
Primary products		3594-P	06/90	(3)	100.0	100.5	(3)	.5
Fluid power pumps and motors		3594-1	06/90	(3)	100.0	100.6	(3)	.6
Fluid power pumps and motors, non-aerospace		3594-1A	06/90	(3)	100.0	100.7	(3)	.7
Fluid power pumps, variable displacement, open loop		3594-12	06/90	(3)	100.0	100.0	(3)	0
Axial piston type		3594-127	06/90	(3)	100.0	100.0	(3)	0
Fluid power pumps, fixed displacement, open and closed loop		3594-13	06/90	(3)	100.0	101.6	(3)	1.6
Internal gear type (including gerotor)		3594-131	06/90	(3)	100.0	101.4	(3)	1.4
External gear type		3594-134	06/90	(3)	100.0	100.3	(3)	.3
Hydraulic and pneumatic motors (continuous rotation)		3594-15	06/90	(3)	100.0	100.0	(3)	0
Hydraulic motors		3594-152	06/90	(3)	100.0	100.0	(3)	0
Parts for pumps and motors		3594-2	06/90	(3)	100.0	100.0	(3)	0
Hydraulic		3594-2C	06/90	(3)	100.0	100.0	(3)	0
Non-aerospace		3594-291	06/90	(3)	100.0	100.0	(3)	0
Secondary products and miscellaneous receipts		3594-SM						
Secondary products		3594-S	06/90	(3)	100.0	100.0	(3)	0
Machinery, except electrical, not elsewhere classified	3599		06/84	113.7	114.0	114.2	2.3	.2
Primary products		3599-P	06/84	112.7	113.0	113.2	1.9	.2
Miscellaneous machinery products		3599-4	06/84	120.0	120.4	121.0	1.7	.5
Flexible metal hose and tubing		3599-418	06/84	(3)	(3)	(3)	(3)	(3)
Metal bellows		3599-425	06/84	154.5	(3)	(3)	(3)	(3)
Other miscellaneous machinery products		3599-498	06/84	110.0	110.5	111.2	1.0	.6
Receipts for machine shop jobwork		3599-5	06/84	111.6	111.9	112.0	1.9	.1
Automotive		3599-512	06/84	108.8	108.3	108.2	2.5	-.1
Aerospace		3599-513	06/84	117.1	118.4	118.6	1.7	.2
Electronics		3599-515	06/84	115.5	115.5	115.5	.8	0
Fabricated metal products		3599-517	06/84	118.9	121.1	121.1	2.8	0
Machinery, parts and accessories		3599-519	06/84	120.5	120.6	120.6	1.6	0
Mining, construction, and oilfield equipment		3599-521	06/84	105.9	107.0	107.0	3.0	0
Chemical and petroleum		3599-527	06/84	113.8	114.0	114.1	2.4	.1
Food processing and packaging		3599-529	06/84	104.6	106.3	105.9	1.2	-.4
Electrical machinery		3599-531	06/84	116.1	116.1	117.3	10.3	1.0
Agricultural equipment		3599-533	06/84	103.5	103.5	103.5	0	0
All other customers		3599-539	06/84	109.8	110.1	110.1	2.9	0
Maintenance and repair		3599-541	06/84	103.0	102.7	102.9	1.2	.2
Secondary products and miscellaneous receipts		3599-SM						
Miscellaneous receipts		3599-M	06/84	128.5	128.7	128.7	11.5	0
Resales		3599-Z89	06/84	92.0	(3)	(3)	(3)	(3)
Secondary products		3599-S	06/84	116.2	116.5	116.6	.8	.1
Electrical and electronic machinery, equipment, and supplies	36		12/84	108.6	108.9	108.9	1.1	0

See footnotes at end of table.

Digitized for FRASER
http://fraser.stlouisfed.org/
Federal Reserve Bank of St. Louis

Table 5. Producer price indexes for the net output of selected industries and their products—Continued

Industry and product[1]	Industry code	Product code	Index base	Index			Unadjusted percent change to Sep. 1990 from —	
				May 1990[2]	Aug. 1990[2]	Sep. 1990[2]	Sep. 1989	Aug. 1990
Electric transmission and distribution equipment	361		12/84	118.3	119.3	119.4	4.5	0.1
Transformers	3612		06/81	131.2	132.6	132.5	4.6	-.1
Primary products		3612-P	06/81	130.2	131.6	131.4	4.7	-.2
Distribution transformers		3612-1	06/81	124.2	121.2	120.6	-5.1	-.5
Liquid immersed		3612-101	06/81	123.8	120.7	120.0	-5.7	-.6
Pole type, 500 KVA or less, single phase		3612-10111	06/81	117.5	114.9	114.4	-6.4	-.4
Pad mount, 500 KVA or less, single phase		3612-10112	06/81	127.1	117.0	117.7	-11.0	.6
500 KVA or less, three phase		3612-10114	06/81	132.5	132.9	131.1	0	-1.4
Dry-type		3612-102	03/82	118.4	118.4	118.4	7.6	0
500 KVA or less, single phase		3612-10221	03/82	119.4	119.4	119.4	10.5	0
Power transformers		3612-2	06/81	121.8	123.1	123.4	8.4	.2
Small power transformers, one and three phase		3612-201	06/81	130.9	133.6	131.9	10.7	-1.3
501-2500 KVA, liquid immersed		3612-20121	06/81	137.8	139.1	139.3	7.7	.1
All secondary unit substation, liquid or dry type		3612-20131	06/81	111.4	115.3	109.2	13.4	-5.3
Large power transformers, one and three phase, liquid immersed		3612-202	06/81	115.8	116.3	117.8	7.0	1.3
10001-30000 KVA, without LTC		3612-20242	06/81	92.3	89.5	89.5	4.3	0
Fluorescent lamp ballasts		3612-3	06/81	129.1	128.8	128.8	-.3	0
Corrected power factor type		3612-302	06/81	129.2	128.9	128.9	-.4	0
Specialty and all other transformers		3612-4	06/81	146.9	153.9	153.7	13.5	-.1
Open core and coil, and all units end-bell enclosed, 250 KVA and less		3612-401	06/81	145.4	139.5	138.9	-1.9	-.4
Instrument transformers, indoor and outdoor		3612-403	06/81	122.0	(3)	122.0	1.8	(3)
General purpose, one and three phase		3612-404	06/81	129.4	(3)	127.7	2.2	(3)
All other transformers including luminous tube, ignition, and saturable core reactors		3612-408	06/81	160.5	160.5	160.5	4.6	0
Secondary products and miscellaneous receipts		3612-SM						
Secondary products		3612-S	06/81	154.4	157.8	157.8	3.9	0
Other secondary products		3612-SSS	12/88	112.5	115.0	115.0	3.9	0
Switchgear and switchboard apparatus	3613		06/85	118.2	119.1	119.3	4.4	.2
Primary products		3613-P	06/85	118.1	119.1	119.3	4.6	.2
Switchgear, except ducts and control circuit relays		3613-1	06/85	118.4	119.2	119.2	7.0	0
Metal-clad switchgear using power circuit breakers, all voltages, excl. load interrupter		3613-109	06/85	132.0	132.0	132.0	19.6	0
Metal-enclosed load interrupter switchgear assemblies, all voltages incl. parts		3613-111	06/85	(3)	92.7	92.7	-2.7	0
Automatic and manual control panels (generators, transformers, etc.)		3613-112	06/85	(3)	120.4	120.4	5.5	0
Metal-enclosed power circuit breaker switchgear assemblies, 1,000 volts, including parts		3613-113	06/85	(3)	109.6	109.6	(3)	0
Outdoor power switching equipment, 2,300 v. or more, except fuses		3613-141	06/85	120.9	(3)	(3)	(3)	(3)
Distribution cutouts		3613-183	06/85	127.1	(3)	(3)	(3)	(3)
Power circuit breakers, all voltages		3613-2	06/85	104.5	104.6	104.6	.7	0
Other power cir. breakers sold sep., network protectors and auto cir reclosers, incl. parts		3613-231	06/85	(3)	100.4	100.4	(3)	0
Panelboards, distribution boards and other switching and interrupting devices		3613-3	06/85	119.4	120.3	121.2	4.3	.7
Panelboards, including enclosing cabinets, 1,000 volts and below		3613-31	06/85	126.2	128.4	130.8	5.8	1.9
Circuit breaker type		3613-312	06/85	139.1	141.5	(3)	(3)	(3)
Distribution switchboards, 1,000 volts and below		3613-32	06/85	115.5	118.7	120.3	6.7	1.3
Fusible		3613-3215	06/85	(3)	122.0	125.8	(3)	3.1
Circuit breaker		3613-3217	06/85	115.0	(3)	115.2	4.9	(3)
Other switchboards, including theater switchboards		3613-3219	06/85	119.5	(3)	(3)	(3)	(3)
Switches (except snap, toggle and rotary types), 1,000 volts and below		3613-33	06/85	120.2	119.6	119.7	3.6	.1
Knife switches, enclosed general duty		3613-3322	06/85	124.2	(3)	(3)	(3)	(3)
Other switches, including open knife and motor contact switches		3613-3333	06/85	114.3	114.9	114.9	1.1	0
Other switchgear apparatus		3613-398	06/85	111.7	111.9	111.9	-.1	0
Fuses and fuse equipment, under 2,300 volts, excluding power distribution cutouts		3613-4	06/85	123.4	129.0	129.0	9.0	0
Nonrenewable cartridge fuses		3613-451	06/85	130.9	137.3	137.3	9.5	0
Other fuses and open fuse material, incl cutouts, clips, bases, etc.		3613-493	06/85	113.9	(3)	(3)	(3)	(3)
Molded case circuit breakers		3613-5	06/85	121.0	121.3	121.0	4.2	-.2
Industrial type, 1,000 v. and below, incl. attachments or accessories		3613-511	06/85	122.9	124.4	123.7	4.7	-.6
Residential or light duty type, 1,000 v. and below		3613-512	06/85	118.8	118.3	118.2	4.3	-.1
Secondary products and miscellaneous receipts		3613-SM						
Miscellaneous receipts		3613-M	06/85	(3)	107.1	107.1	3.0	0
Resales		3613-Z89	06/85	(3)	107.1	107.1	3.0	0
Secondary products		3613-S	06/85	130.8	130.8	130.8	2.5	0
Other secondary products		3613-SSS	06/85	129.9	129.9	129.9	5.6	0
Current-carrying wiring devices		3643-S	06/85	127.3	(3)	(3)	(3)	(3)
Electrical industrial apparatus	362		12/84	117.2	117.9	118.2	3.6	.3
Electric motors and generators	3621		06/83	127.4	128.0	127.8	3.0	-.2
Primary products		3621-P	06/83	126.5	127.2	126.9	2.9	-.2
Fractional horsepower motors and generators		3621-1	06/83	122.6	123.0	123.4	2.2	.3
Automobile accessory motors		3621-111	06/83	97.4	97.4	97.4	.3	0
Aircraft and space motors (excluding generators)		3621-112	12/87	(3)	(3)	(3)	(3)	(3)
Universal motors (cased)		3621-115	06/83	144.4	(3)	144.4	3.9	(3)

See footnotes at end of table.

Digitized for FRASER
http://fraser.stlouisfed.org/
Federal Reserve Bank of St. Louis

Table 5. Producer price indexes for the net output of selected industries and their products—Continued

Industry and product[1]	Industry code	Product code	Index base	Index			Unadjusted percent change to Sep. 1990 from —	
				May 1990[2]	Aug. 1990[2]	Sep. 1990[2]	Sep. 1989	Aug. 1990
Electric motors and generators—Continued								
Direct current motors and generators		3621-17	06/83	117.2	118.1	117.9	2.0	-0.2
Case diameter: up to 3 inches		3621-171	06/83	113.1	114.3	114.7	.5	.3
Case diameter: 3 inches to 9 inches		3621-172	06/83	119.9	120.7	120.0	3.3	-.6
Alternating current motors		3621-18	06/83	131.4	131.6	132.5	2.6	.7
Skeleton type shaded pole motors		3621-181	06/83	112.3	112.3	(3)	(3)	(3)
Conventional type shaded pole motors		3621-182	06/83	118.7	118.8	118.9	2.2	.1
Case diameter: up to 3 3/4 inches		3621-18201	06/83	110.6	110.6	110.9	1.7	.3
Case diameter: 3 3/4 inches to 9 inches		3621-18202	06/83	132.7	133.0	132.5	3.3	-.4
Other A.C. motors, excluding clock type		3621-183	06/83	136.3	136.5	137.8	2.9	1.0
Case diameter: up to 5 3/8 inches, less than 1 hp		3621-18301	06/83	126.5	126.5	126.5	.4	0
Case diameter: 5 3/8 inches to 9 inches, less than 1 hp		3621-18302	06/83	138.3	138.5	140.1	3.5	1.2
Integral horsepower motors and generators, except for land transportation equipment		3621-2	06/83	128.3	128.4	128.1	5.5	-.2
D.C. motors and generators		3621-2C	06/83	132.6	135.0	132.6	1.0	-1.8
1 to 200 h.p. (3/4 to 150 kw)		3621-231	06/83	129.4	131.7	129.4	1.0	-1.7
A.C. generators, except turbine driven, arc welding, and aerospace		3621-2D	06/83	100.8	100.8	100.8	3.1	0
3/4 to 400 kw		3621-241	06/83	(3)	(3)	(3)	(3)	(3)
Over 400 kw		3621-242	07/83	91.4	91.4	91.4	2.1	0
A.C.motors		3621-21	06/83	131.8	131.5	131.6	6.9	.1
Single phase, all h.p. ratings		3621-222	06/83	81.0	81.0	81.0	2.9	0
Polyphase-induction		3621-223	06/83	135.9	135.5	135.6	7.4	.1
1 to 500 h.p		3621-22301	06/83	137.5	137.0	137.1	6.1	.1
Prime mover generator sets, exc. steam or hydraulic turbine		3621-4	06/83	128.5	131.5	127.0	.3	-3.4
Gas and/or gasoline driven (A.C. and D.C. output)		3621-411	06/83	153.6	153.3	145.1	-4.1	-5.3
Fractional horsepower motor-generator sets		3621-7						
Other rotating equipment		3621-71	06/83	135.9	136.3	136.3	5.7	0
Synchros, servos, rate generators, resolvers, and combinations		3621-753	06/83	135.3	136.6	136.8	7.5	.1
Integral horsepower motor-generator sets		3621-8	06/83	135.9	135.7	135.7	-.1	0
Synchronous converters and double current generators		3621-811	06/83	117.8	(3)	117.6	4.8	(3)
Parts and supplies for motors and generators		3621-9	12/87	109.7	112.0	111.6	4.4	-.4
Parts and supplies for motors, generators and sets		3621-911	06/83	122.7	125.2	124.7	4.4	-.4
Secondary products and miscellaneous receipts		3621-SM						
Secondary products		3621-S	06/83	128.0	128.7	129.2	5.9	.4
Other secondary products		3621-SSS	06/83	120.0	120.8	121.4	3.7	.5
Carbon and graphite products	3624		06/85	103.7	102.7	103.5	2.6	.8
Primary products		3624-P	06/85	102.5	101.4	102.4	2.8	1.0
Carbon and graphite products, excluding electrodes		3624-9	06/85	110.1	107.8	109.8	2.6	1.9
Brushes, contacts, and brushplates		3624-91	06/85	110.2	110.2	110.4	.7	.2
Automotive brushes, including replacement and coded, excluding auto accessory brushes		3624-911	06/85	110.4	110.4	110.4	1.3	0
All other fractional horsepower brushes & contacts, including replacement & miniature brushes		3624-913	06/85	106.6	106.7	106.7	1.1	0
All other industrial brushes and contacts		3624-915	06/85	112.3	112.3	112.3	0	0
Carbon & graphite products except electrodes, brushes, contacts & brushplates		3624-98	06/85	110.0	106.9	109.6	3.4	2.5
Products with electrical application incl. welding but excl. silver or metal products		3624-981	06/85	101.9	95.3	95.3	(3)	0
Products with mechanical application excluding metallic oilless bearings		3624-983	06/85	115.6	111.9	121.7	11.0	8.8
Products w/aerospace app. ion, including unmachined stock and machined items, n.e.c.		3624-986	06/85	122.9	122.9	122.9	(3)	0
Prod. w/other applications including chemical, nuclear, metallurgical, & refractory usages		3624-988	12/89	100.9	101.9	101.8	(3)	-.1
Secondary products and miscellaneous receipts		3624-SM						
Secondary products		3624-S	06/85	116.6	116.6	116.6	4.0	0
Other secondary products		3624-SSS	06/85	112.0	112.0	112.0	4.0	0
Relays and industrial controls	3625		06/85	114.4	115.5	116.5	4.7	.9
Primary products		3625-P	06/85	115.3	116.0	117.0	5.1	.9
Relays		3625-1	06/90	(3)	100.0	100.2	(3)	.2
General purpose electromechanical relays		3625-11	06/90	(3)	100.0	100.0	(3)	0
Over 100 MW actuating power and sealed		3625-111	06/90	(3)	100.0	100.0	(3)	0
0.0 to 10 amps contact rating		3625-11101	06/90	(3)	100.0	100.0	(3)	0
Over 100 MW actuating power and not sealed		3625-112	06/90	(3)	99.9	99.9	(3)	0
0.0 through 100 MW actuating power, sealed and not sealed		3625-113	06/90	(3)	100.0	100.0	(3)	0
Timing relays (timers)		3625-172	06/90	(3)	100.0	102.6	(3)	2.6
Solid-state pure		3625-17202	06/90	(3)	100.0	104.1	(3)	4.1
All other timing relays, incl. pneumatic, electronic, etc.		3625-17203	06/90	(3)	100.0	102.1	(3)	2.1
Relays for industrial controls, all voltages, n.e.c.		3625-181	06/90	(3)	100.0	100.1	(3)	.1
Specific purpose industrial controls		3625-2	06/85	106.5	107.2	107.4	1.9	.2
Definite purpose contactors and starters, 600 volts and less		3625-214	06/85	115.2	115.8	116.0	2.8	.2
Machine tool controls		3625-215	06/85	83.9	85.9	85.5	1.9	-.5
Programable controllers, sold separately		3625-216	06/85	100.5	101.2	101.2	-3.7	0
Other specific, special or definite purpose controls and devices		3625-217	06/85	114.0	114.2	114.8	2.9	.5
General purpose industrial controls		3625-3	06/85	120.1	121.0	123.2	7.2	1.8
A.c. full voltage starters, 1000 volts or less, excl. adj. speed & sync. motor starters		3625-311	06/85	129.4	129.4	129.4	6.1	0

See footnotes at end of table.

Digitized for FRASER
http://fraser.stlouisfed.org/
Federal Reserve Bank of St. Louis

Table 5. Producer price indexes for the net output of selected industries and their products—Continued

Industry and product[1]	Industry code	Product code	Index base	Index			Unadjusted percent change to Sep. 1990 from —	
				May 1990[2]	Aug. 1990[2]	Sep. 1990[2]	Sep. 1989	Aug. 1990
Relays and industrial controls—Continued								
A.c. contactors, 1000 volts or less, excl. adj. speed & sync. motor controls		3625-312	06/85	128.9	(3)	(3)	(3)	(3)
Motor control centers, 1000 volts or less		3625-315	06/85	118.9	(3)	125.8	15.1	(3)
Medium voltage starter or contactor, 1001 to 7200 volts		3625-316	06/85	(3)	107.5	105.1	(3)	-2.2
Limit switches (positioning sensors)		3625-318	06/85	124.7	124.7	124.7	3.1	0
Electromechanical positioning sensors		3625-31801	06/90	(3)	100.0	100.0	(3)	0
Solid-state positioning sensors		3625-319	06/90	(3)	100.0	100.0	(3)	0
Optical proximity sensors		3625-31902	06/90	(3)	100.0	100.0	(3)	0
All other piolet circuit devices, d.c. power and other control devices		3625-321	06/90	(3)	100.0	100.0	(3)	0
Push buttons and stations, except operators desks and stations		3625-322	06/85	128.4	127.1	127.4	4.5	.2
Controls for packaged adjustable speed drives		3625-324	06/85	113.1	114.4	119.1	8.6	4.1
All other general industry devices and systems, n.e.c.		3625-329	06/85	111.3	112.2	115.8	5.5	3.2
Motor control accessories and parts for industrial controls		3625-4	06/90	(3)	100.0	100.0	(3)	0
Motor control and starter accessories, excl. overlaod relays		3625-411	06/90	(3)	100.0	100.0	(3)	0
Parts for industrial controls, excl. relays		3625-412	06/85	125.9	125.9	125.9	8.7	0
Secondary products and miscellaneous receipts		3625-SM						
Miscellaneous receipts		3625-M	06/85	(3)	135.2	135.2	(3)	0
Contract work and miscellaneous receipts		3625-XY9	06/85	129.3	135.8	135.8	5.0	0
Resales		3625-Z89	06/85	(3)	133.4	133.4	(3)	0
Secondary products		3625-S	06/85	106.4	108.1	110.1	3.2	1.9
Electrical industrial apparatus, n.e.c.	3629		12/85	102.2	102.9	102.6	1.7	-.3
Primary products		3629-P	12/85	100.0	101.0	100.6	1.3	-.4
Capacitors for industrial use, except electronic		3629-1	12/85	(3)	87.6	87.5	(3)	-.1
Rectifying apparatus, except electronic		3629-2	12/85	101.9	101.6	101.9	.8	.3
Semiconductor power conversion apparatus		3629-211	12/85	102.8	102.5	103.0	.9	.5
Semiconductor battery chargers		3629-21111	12/85	108.5	107.9	108.4	1.3	.5
Other rectifying (power conversion) apparatus		3629-212	12/85	97.9	97.4	97.4	.2	0
Other electrical equipment for industrial use		3629-3	12/85	109.3	114.3	111.9	4.5	-2.1
Other miscellaneous electrical industrial apparatus, n.e.c., including thermic generators		3629-319	12/85	109.5	114.6	112.2	4.6	-2.1
Secondary products and miscellaneous receipts		3629-SM						
Secondary products		3629-S	12/85	114.7	113.5	113.5	4.2	0
Household appliances	363		12/84	104.9	105.4	105.4	1.5	0
Household cooking equipment and parts	3631		06/81	110.4	110.6	110.6	.6	0
Primary products		3631-P	06/81	107.2	107.4	107.4	-.2	0
Electric, electronic, and microwave household cooking units and parts		3631-1	06/81	101.1	101.4	101.4	-.8	0
Free-standing electric ranges and ovens		3631-1A	06/81	113.1	113.8	113.8	-.9	0
Free-standing ranges 23 to 32 inches in width		3631-112	06/81	112.2	112.9	112.9	-1.1	0
Low oven		3631-11201	06/81	111.9	112.3	112.3	-.9	0
Other than free-standing electric ranges		3631-1B	06/81	128.7	128.8	128.8	2.2	0
Built-in ranges		3631-121	06/81	124.9	124.9	124.9	3.4	0
Surface cooktops		3631-21113	06/81	115.9	115.9	115.9	-2.0	0
Microwave cooking equipment		3631-1C	06/81	76.2	76.2	76.2	-2.4	0
Portable microwave ovens		3631-174	06/81	65.4	65.5	65.5	-4.8	0
Gas household units and parts		3631-3	06/81	118.9	118.9	118.9	.2	0
Standard type gas ranges		3631-3A	06/81	118.0	117.9	117.9	-.2	0
Free-standing ranges		3631-312	06/81	116.5	116.4	116.4	-.3	0
Free-standing gas ranges over 32 inches		3631-31211	06/81	126.6	126.6	126.6	2.0	0
Free-standing gas ranges over 24 to 32 inches in width		3631-31213	06/81	113.5	113.3	113.3	-1.0	0
Free-standing gas ranges 24 inches and under in width		3631-31215	06/81	124.9	124.9	124.9	.5	0
Nonstandard type gas ranges		3631-3B						
Outdoor cooking equipment and all other household cooking equipment except gas and electric		3631-4						
Outdoor cooking equipment		3631-4A	06/81	118.9	118.9	118.9	1.7	0
Permanently installed outdoor cooking units		3631-411						
Portable outdoor cooking units		3631-412	06/81	115.0	115.0	115.0	.7	0
Secondary products and miscellaneous receipts		3631-SM						
Secondary products		3631-S	06/81	131.8	131.8	131.8	7.7	.0
Other secondary products		3631-SSS	06/81	128.6	128.6	128.6	10.6	0
Household refrigerators and freezers	3632		12/81	111.8	112.5	113.3	.4	.7
Primary products		3632-P	12/81	112.3	113.3	114.1	-.4	.7
Household refrigerators, including combination refrigerator-freezers, complete units		3632-1	12/81	111.4	112.4	113.4	-1.1	.9
14.4 cubic feet and under		3632-102	12/81	109.9	109.9	109.3	.2	-.5
17.5 to 19.4 cubic feet		3632-143	12/81	106.3	111.8	110.3	-2.6	-1.3
Home and farm freezers, complete units for freezing and/or storing food		3632-2	04/82	113.8	113.8	113.8	3.2	0
Secondary products and miscellaneous receipts		3632-SM						
Secondary products		3632-S	12/81	112.3	112.3	112.3	6.2	0
Household laundry equipment	3633		12/79	137.9	137.6	137.8	.8	.1
Primary products		3633-P	12/79	138.7	138.3	138.6	.8	.2
Household mechanical washing machines, dryers, and washer-dryer combinations		3633-1	12/79	131.5	131.0	131.3	.5	.2

See footnotes at end of table.

Digitized for FRASER
http://fraser.stlouisfed.org/
Federal Reserve Bank of St. Louis

Table 5. Producer price indexes for the net output of selected industries and their products—Continued

Industry and product[1]	Industry code	Product code	Index base	Index			Unadjusted percent change to Sep. 1990 from —	
				May 1990[2]	Aug. 1990[2]	Sep. 1990[2]	Sep. 1989	Aug. 1990
Household laundry equipment—Continued								
Washing machines, mechanical, electric		3633-1A	12/79	126.7	126.0	126.2	0	0.2
Fully automatic and semi-automatic, standard size		3633-131	12/79	126.4	125.7	125.9	0	.2
Dryers, mechanical		3633-15	12/79	140.5	140.5	140.8	1.1	.2
Electric		3633-155	12/79	143.4	143.2	143.5	.9	.2
Other equipment and parts		3633-3						
Secondary products and miscellaneous receipts		3633-SM						
Miscellaneous receipts		3633-M	06/87	(3)	(3)	(3)	(3)	(3)
Secondary products		3633-S	12/79	135.1	135.6	135.6	1.3	0
Electric housewares and fans	3634		12/82	109.7	110.6	109.8	1.8	-.7
Primary products		3634-P	12/82	108.3	109.4	108.4	1.0	-.9
Electric fans, except industrial, excluding parts		3634-1	12/82	107.3	108.8	108.1	3.0	-.6
Kitchen ventilating and exhaust fans, including range and oven hoods		3634-18	12/82	112.6	114.3	113.2	1.9	-1.0
Electric range hoods, ducted and nonducted		3634-184	12/82	111.8	113.4	112.8	2.1	-.5
All other kitchen ventilating and exhaust fans		3634-187	12/82	114.0	115.8	(3)	(3)	(3)
All other household fans, excluding roof ventilators, furnace and air conditioning fans		3634-198	12/82	101.1	101.8	(3)	(3)	(3)
Small household appliances, excluding parts		3634-5	12/82	107.9	109.1	107.9	.8	-1.1
Automatic coffeemakers		3634-53	12/82	96.1	96.1	92.2	-6.3	-4.1
Vacuum, percolator, and drip coffeemakers		3634-525	12/82	95.2	95.2	91.4	-6.3	-4.0
Air space heaters		3634-54	12/82	122.2	122.7	122.6	.9	-.1
Portable room heaters		3634-541	12/82	111.8	(3)	113.0	.4	(3)
Fan-forced type		3634-54101	12/82	112.1	(3)	(3)	(3)	(3)
Space heater for fixed installation, all types		3634-545	12/82	128.6	128.6	(3)	(3)	(3)
Baseboard, excluding glass panel type		3634-54501	12/82	128.5	(3)	(3)	(3)	(3)
All others, excluding warm air furnaces		3634-54502	12/82	128.8	128.7	(3)	(3)	(3)
All other household cooking and heating appliances		3634-549	12/82	115.8	115.8	115.8	.3	0
Household food preparation appliances		3634-57	12/82	98.7	98.1	96.3	-2.1	-1.8
Food mixers, including standard attachments		3634-571	12/82	101.3	101.0	99.1	-1.6	-1.9
Stand mixers		3634-57102	06/87	103.9	102.8	102.8	.3	0
Blenders (liquifiers)		3634-57103	12/82	(3)	(3)	(3)	(3)	(3)
All other household food preparation appliances		3634-578	12/82	88.5	87.1	85.4	-4.6	-2.0
Blankets and all other electric bed coverings		3634-583	12/82	113.1	113.6	113.5	5.5	-.1
All other electric appliances		3634-598	12/82	113.2	118.6	118.1	3.4	-.4
All other electric appliances		3634-59805	12/82	122.6	128.3	127.9	3.4	-.3
Parts and attachments for small electric appliances		3634-9						
All other parts and attachments		3634-912	12/82	114.9	114.8	114.4	-.3	-.3
Electrothermal		3634-91201	12/82	118.7	118.5	118.2	-1.7	-.3
Secondary products and miscellaneous receipts		3634-SM						
Miscellaneous receipts		3634-M						
Resales		3634-Z89	01/86	90.1	89.5	89.4	3.0	-.1
Secondary products		3634-S	12/82	127.4	128.6	128.5	5.8	-.1
Household vacuum cleaners	3635		12/82	114.7	115.3	115.3	3.1	0
Primary products		3635-P	12/82	113.3	114.0	114.0	2.7	0
Household vacuum cleaners, including parts and attachments		3635-1	12/82	113.3	114.0	114.0	2.7	0
Hand held vacuum cleaners		3635-111	12/82	121.5	121.5	121.5	3.0	0
Upright vacuum cleaners		3635-133	12/82	113.7	115.1	115.1	2.9	0
Canister, tank, and all other general purpose vacuum cleaners		3635-137	12/82	107.9	108.3	108.3	.5	0
Complete power units, central system type		3635-141	12/82	123.5	123.5	123.5	6.5	0
Secondary products and miscellaneous receipts		3635-SM						
Secondary products		3635-S	12/82	122.7	123.2	123.2	2.3	0
Other secondary products		3635-SSS	12/82	124.0	124.0	124.0	3.9	0
Household appliances, n.e.c.		3639-S	12/82	121.6	122.4	122.4	.9	.0
Household appliances, not elsewhere classified	3639		12/82	116.7	117.1	117.4	3.9	.3
Primary products		3639-P	12/82	114.3	114.7	115.0	2.9	.3
Electric water heaters		3639-1	12/82	121.0	120.7	120.5	.8	-.2
Electric water heaters, storage type		3639-101	12/82	121.0	120.7	120.5	.8	-.2
Electric water heaters, storage type, 34 gallons and under		3639-10111	12/82	131.3	132.0	130.9	-5.4	-.8
Electric water heaters, storage type, 35 to 44 gallons		3639-10112	12/82	125.1	125.2	124.6	2.8	-.5
Electric water heaters, storage type, 45 to 54 gallons		3639-10114	12/82	109.9	108.6	109.0	2.8	.4
Electric water heaters, storage type, 55 gallons and over		3639-10115	12/82	117.8	117.5	118.3	5.2	.7
Non-electric water heaters		3639-2	12/82	124.4	123.1	124.2	2.6	.9
Gas water heaters, direct fired storage type		3639-212	12/82	123.2	121.8	122.9	2.5	.9
Gas water heaters, direct fired storage type, 34 gallons and under		3639-21202	12/82	113.9	111.8	112.6	(3)	.7
Gas water heaters, direct fired storage type, 35 to 44 gallons		3639-21204	12/82	118.2	115.2	116.4	2.6	1.0
Gas water heaters, direct fired storage type, 45 to 54 gallons		3639-21206	12/82	132.2	130.2	132.0	1.9	1.4
Gas water heaters, direct fired storage type, 55 gallons and over		3639-21208	12/82	128.6	133.0	133.0	5.4	0
Other major household appliances, n.e.c.		3639-5	12/82	105.1	(3)	107.3	3.4	(3)
Secondary products and miscellaneous receipts		3639-SM						
Miscellaneous receipts		3639-M						
Secondary products		3639-S	12/82	136.8	(3)	136.8	10.7	(3)

Digitized for FRASER
http://fraser.stlouisfed.org/
Federal Reserve Bank of St. Louis

Table 5. Producer price indexes for the net output of selected industries and their products—Continued

Industry and product[1]	Industry code	Product code	Index base	Index			Unadjusted percent change to Sep. 1990 from —	
				May 1990[2]	Aug. 1990[2]	Sep. 1990[2]	Sep. 1989	Aug. 1990
Electric lighting and wiring equipment	364		12/84	115.6	116.2	116.3	2.0	0.1
Electric lamps	3641		12/83	109.0	110.1	110.1	1.4	0
Primary products		3641-P	12/83	108.1	109.2	109.2	1.1	0
Photographic incandescent lamps		3641-1	12/83	124.5	127.8	127.8	2.2	0
Large incandescent lamps, except photographic and Christmas tree		3641-2	12/83	103.1	103.7	103.7	1.7	0
General lighting		3641-21	12/83	98.0	98.2	98.2	1.6	0
White lamps, 15-150 watts, 100-130 volts		3641-211	12/83	95.9	(3)	(3)	(3)	(3)
Reflector, 100-130 volts		3641-23	12/83	112.1	114.1	(3)	(3)	(3)
R-type (blown glass)		3641-232	12/83	105.5	(3)	(3)	(3)	(3)
Tungsten halogen (quartz iodine), excluding 650 watt sungun lamps		3641-26	12/83	69.2	69.1	69.0	.3	-.1
Miniature incandescent lamps, except Christmas tree		3641-3	12/83	112.0	111.9	111.9	7.2	0
Electric discharge lamps, except Christmas tree		3641-4	12/83	104.6	105.8	105.8	-3.1	0
Fluorescent, hot cathode		3641-42	12/83	102.3	103.8	103.8	-4.5	0
Miscellaneous electrical discharge		3641-43	12/83	110.6	111.3	111.3	.6	0
Sodium, photo-chemical and other miscellaneous electrical discharge		3641-433	12/83	115.9	118.5	118.5	2.5	0
Secondary products and miscellaneous receipts		3641-SM						
Current-carrying wiring devices	3643		12/81	129.7	131.4	131.4	1.4	0
Primary products		3643-P	12/81	129.1	129.7	129.6	1.2	-.1
Current-carrying wiring devices		3643-1	12/81	129.1	129.7	129.6	1.2	-.1
Lampholders		3643-1A	12/81	155.7	155.7	155.7	0	0
Special purpose switches		3643-1D	12/81	118.2	118.1	118.1	1.9	0
Dimmers and all other special purpose switches		3643-177	12/81	131.4	131.4	131.4	.1	0
Attachment plug caps and flanged inlets, excluding pin and sleeve		3643-1F	12/86	111.5	111.4	(3)	(3)	(3)
Convenience and power outlets, excluding pin and sleeve		3643-1G	12/81	99.7	100.0	(3)	(3)	(3)
Convenience and power outlets: 2-pole, 3-wire and up (flush), nonlocking, 15 amps and under		3643-131	12/81	111.9	112.6	(3)	(3)	(3)
All other current-carrying wiring devices		3643-198	12/81	128.8	129.5	129.6	-.5	.1
Secondary products and miscellaneous receipts		3643-SM						
Secondary products		3643-S	12/81	131.8	138.8	139.0	2.4	.1
Other secondary products		3643-SSS	12/81	133.7	140.7	141.0	2.4	.2
Noncurrent-carrying wiring devices	3644		12/81	145.4	146.7	146.6	2.2	-.1
Primary products		3644-P	12/81	142.0	143.7	143.2	1.7	-.3
Electrical transmission line and utility pole hardware		3644-1	12/81	124.3	127.6	127.6	5.4	0
Pole and transmission line hardware, commercially available		3644-111	12/81	123.4	127.2	127.2	6.0	0
Pole and crossarm accessories		3644-11102	12/81	144.0	160.6	160.6	(3)	0
All other commercially available pole and transmission line hardware		3644-11113	12/81	103.4	106.8	106.8	6.6	0
Electrical conduit and conduit fittings		3644-2	12/81	136.4	138.1	137.2	-.8	-.7
Electrical conduit, raceways, and wireways		3644-21	12/96	105.5	106.0	104.7	-2.0	-1.2
Rigid steel conduit		3644-212	12/81	107.8	109.5	108.0	(3)	-1.4
Flexible nonmetallic conduit, including plastics and liquid-tight		3644-217	12/86	113.6	115.0	115.0	4.2	0
Metal raceways and wireways, including fittings: surface and underfloor		3644-218	12/81	132.2	132.2	132.2	3.4	0
Electrical conduit fittings		3644-28	12/86	129.0	132.2	132.2	.8	.0
Rigid metal conduit fittings: cast conduit bodies, covers, and gaskets		3644-281	12/81	195.4	195.4	195.4	6.7	0
All other rigid metal conduit fittings, including couplings, nipples, bends, and elbows		3644-282	12/81	149.6	150.5	150.5	4.9	0
EMT fittings (couplings and connectors), all types		3644-284	12/81	138.7	146.5	146.5	.5	0
Cable, cord, and flexible conduit fittings		3644-286	04/82	170.8	178.5	178.5	-4.3	0
All other electrical metal conduit fittings		3644-287	12/81	125.2	129.7	129.7	4.3	0
All other noncurrent-carrying wiring devices		3644-3	12/81	165.2	165.4	165.4	3.6	0
Stamped metal boxes, covers, and accessories, including stamped conduit boxes		3644-33	12/81	168.9	168.9	168.9	4.4	0
Stamped metal switch and receptacle boxes		3644-331	12/81	160.7	160.7	160.7	3.8	0
Stamped metal outlet boxes		3644-332	12/81	187.6	187.6	187.6	4.2	0
Stamped metal covers		3644-333	12/81	141.8	(3)	(3)	(3)	(3)
Cast metal boxes, covers, gaskets, and accessories		3644-34	12/81	180.1	181.4	181.4	1.9	0
Junction type		3644-343	12/81	146.5	149.3	149.3	3.3	0
Plastic boxes and covers		3644-357	12/81	142.7	(3)	142.7	5.1	(3)
All other noncurrent-carrying wiring devices, including floor boxes and covers		3644-375	12/81	143.5	143.6	143.6	3.7	0
Secondary products and miscellaneous receipts		3644-SM						
Miscellaneous receipts		3644-M	12/86	113.3	119.0	119.7	4.5	.6
Resales		3644-Z89	12/86	113.6	119.3	120.0	4.4	.6
Secondary products		3644-S	12/81	158.8	157.8	159.1	4.0	.8
Current-carrying wiring devices		3643-S	12/81	168.3	168.3	168.3	4.1	0
Other secondary products		3644-SSS	12/81	156.4	155.1	156.8	4.0	1.1
Residential lighting fixtures	3645		12/83	129.3	128.4	128.4	2.6	0
Primary products		3645-P	12/83	127.2	126.2	126.2	2.4	0
Electric residential fixtures, except portable including parts		3645-1	12/83	125.0	125.2	125.1	3.4	-.1
Incandescent interior including bath or kitchen		3645-11	12/83	125.5	125.5	125.4	2.5	-.1
Ceiling or pendant		3645-111	12/83	127.4	128.3	128.1	3.4	-.2
Wall or bracket		3645-113	12/83	115.5	110.7	111.2	-2.4	.5
Incandescent outdoor		3645-12	12/83	128.6	129.3	129.2	7.1	-.1

See footnotes at end of table.

Digitized for FRASER
http://fraser.stlouisfed.org/
Federal Reserve Bank of St. Louis

Table 5. Producer price indexes for the net output of selected industries and their products—Continued

Industry and product[1]	Industry code	Product code	Index base	Index			Unadjusted percent change to Sep. 1990 from —	
				May 1990[2]	Aug. 1990[2]	Sep. 1990[2]	Sep. 1989	Aug. 1990
Residential lighting fixtures—Continued								
Fixture attached to house		3645-115	12/83	133.7	134.5	134.5	6.1	0
Fixture not attached to house		3645-117	12/83	111.3	111.5	(3)	(3)	(3)
Portable electric residential fixtures		3645-7	12/83	129.6	127.4	127.4	1.2	0
Incandescent portable lamps complete with shade		3645-71	12/83	131.5	128.9	128.9	1.7	0
Floor, bridge, and torch lamps		3645-7121	12/83	133.9	135.4	135.4	5.7	0
Table lamps		3645-7123	12/83	137.9	135.7	135.7	1.7	0
Other portable lamps		3645-7129	12/83	134.2	126.5	126.5	-1.9	0
Secondary products and miscellaneous receipts		3645-SM						
Secondary products		3645-S	12/83	148.3	148.3	148.3	5.4	0
Commercial lighting fixtures	3646		06/81	133.8	133.1	133.3	2.4	.2
Primary products		3646-P	06/81	133.3	132.5	132.6	2.6	.1
Electric lighting fixtures, commercial and institutional types		3646-2	06/81	130.6	129.7	129.9	2.0	.2
Incandescent fixtures, except portable		3646-201	06/81	141.9	140.9	141.5	2.0	.4
Utilitarian and ornamental types, surface or pendant		3646-20111	06/81	150.3	150.3	150.3	3.5	0
Utilitarian and ornamental types, recessed		3646-20115	06/81	151.6	151.6	151.6	2.8	0
Mercury and other high-intensity discharge fixtures		3646-202	06/81	153.1	147.3	150.3	4.0	2.0
Fluorescent fixtures, except portable		3646-203	06/81	124.8	124.2	124.2	1.9	0
Recessed air handling		3646-20351	06/81	120.3	120.3	120.3	-.4	0
Recessed non-air handling		3646-20353	06/81	119.7	117.6	117.2	.2	-.3
Striplights		3646-20354	06/81	121.5	(3)	125.2	4.6	(3)
Ceiling systems		3646-20355	06/81	122.1	122.5	122.5	3.2	0
Plastic wraparound		3646-20356	06/81	125.7	(3)	123.2	2.1	(3)
Surface or pendant		3646-20358	06/81	146.2	146.2	146.2	4.2	0
Component or renewal parts for commercial or institutional fixtures, sold separately		3646-204	06/81	137.7	138.7	137.2	4.7	-1.1
Electric lighting fixtures, industrial types		3646-3	06/81	145.2	145.0	144.6	5.2	-.3
General fixtures, except portable		3646-305	06/81	142.6	142.4	141.8	4.3	-.4
Fluorescent fixtures		3646-30513	06/81	147.2	146.6	145.2	6.4	-1.0
Mercury and other high-intensity discharge fixtures		3646-30521	06/81	130.8	130.8	130.8	3.4	0
Other industrial fixtures		3646-306	08/83	(3)	137.4	137.4	(3)	0
Secondary products and miscellaneous receipts		3646-SM						
Vehicular lighting equipment	3647		12/83	110.6	111.3	111.8	3.0	.4
Primary products		3647-P	12/83	107.6	107.8	108.2	1.9	.4
Vehicular lighting equip., motor vehicle & other than motor vehicle use, excl. bulbs		3647-1	12/83	107.6	107.8	108.2	1.9	.4
Motor vehicle incandescent lighting equipment		3647-11	12/83	105.2	105.3	105.7	1.8	.4
Spot, fog, and auxiliary motor vehicle lighting equipment		3647-111	12/83	114.4	115.3	115.3	2.5	.0
Spot, fog, and auxiliary lighting equipment: domestic replacement		3647-1111	12/83	120.5	120.5	120.5	1.8	0
All other motor vehicle lighting equipment		3647-112	12/83	104.2	104.3	104.7	1.8	.4
All other motor vehicle lighting equipment: domestic replacement		3647-1121	12/83	114.2	114.3	116.6	3.9	2.0
Tail light fixture		3647-11213	12/83	117.8	118.0	121.8	3.9	3.2
All other lighting equipment		3647-11214	12/83	114.5	114.5	115.4	5.9	.8
All other motor vehicle lighting equipment shipped to U.S. motor vehicle mfg. as original equip		3647-1122	12/83	102.0	102.0	102.0	1.3	0
Tail light fixture		3647-11223	12/83	100.7	100.7	100.7	1.1	0
All other lighting equipment		3647-11224	12/83	109.3	109.2	109.2	2.4	0
Other than motor vehicle lighting equipment including fluorescent fixtures		3647-12	12/83	129.3	131.1	131.1	2.1	0
All other lighting equipment		3647-124	12/83	109.0	109.0	109.0	-.1	0
Secondary products and miscellaneous receipts		3647-SM						
Secondary products		3647-S						
Other secondary products		3647-SSS	12/83	118.0	119.5	120.6	5.4	.9
Lighting equipment, n.e.c.	3648		06/85	111.8	111.8	112.7	1.8	.8
Primary products		3648-P	06/85	112.4	112.3	113.7	2.2	1.2
Outdoor lighting equipment, including parts		3648-5	06/85	113.4	112.8	113.3	1.3	.4
Floodlighting, area, sports, and site lighting luminaires		3648-52	06/85	105.1	105.1	105.1	-1.9	0
Mercury/other high-intensity discharge types, general purpose floodlighting		3648-524	06/85	97.2	97.2	97.2	-4.8	0
Special purpose lighting, including sign, service station island, underwater fountain and pool		3648-528	06/85	124.5	124.2	124.5	6.8	.2
Site lighting, under 20 foot mounting		3648-529	06/85	109.0	109.0	109.0	0	0
Bldg. mounted (such as high-intensity discharge, incandescent and quartz)		3648-532	06/85	95.3	95.3	95.3	-4.9	0
Aviation ground lighting equipment for fixed based airports		3648-53	06/85	109.0	108.8	109.0	0	.2
Runway (excl. runway approach), taxiway, and ramp (incl. fixtures, regulators, insul. transf.)		3648-536	06/85	108.2	(3)	108.2	0	(3)
Poles, standards, newels, brackets, and accessories		3648-54	06/85	124.7	124.7	124.7	-.2	0
Other floodlighting and area lighting equipment		3648-55	06/85	111.8	111.8	111.8	5.6	0
All other outdoor lighting equipment		3648-552	06/85	119.7	(3)	119.7	7.7	(3)
Other electric and nonelectric lighting equipment, including parts and accessories		3648-9	06/85	110.1	111.0	114.4	4.1	3.1
Other, incl. miners' lights, emergency warning lights, and generator flashlights		3648-919	06/85	112.0	113.3	113.3	1.2	0
Other electric and nonelectric lighting equipment, except hand portable		3648-92	06/85	108.7	110.6	111.0	3.0	.4

See footnotes at end of table.

Digitized for FRASER
http://fraser.stlouisfed.org/
Federal Reserve Bank of St. Louis

Table 5. Producer price indexes for the net output of selected industries and their products—Continued

Industry and product[1]	Industry code	Product code	Index base	Index			Unadjusted percent change to Sep. 1990 from —	
				May 1990[2]	Aug. 1990[2]	Sep. 1990[2]	Sep. 1989	Aug. 1990
Lighting equipment, n.e.c.—Continued								
Other incandescent, incl. marine markers or beacons, railway route lighting equipment		3648-922	06/85	101.1	(3)	101.1	0.6	(3)
Parts and accessories for other electric lighting fixtures, n.e.c.		3648-925	06/85	121.2	(3)	124.7	6.9	(3)
Nonelectric lighting equipment, including parts		3648-93	06/85	76.5	76.2	(3)	(3)	(3)
Other nonelectric lighting fixtures and equip., complete units, incl. carbide lamps		3648-932	06/85	112.4	112.4	(3)	(3)	(3)
Parts and accessor. for nonelectric, incl. reflectors /fittings, incandescent mantles,etc.		3648-933	06/85	130.2	(3)	(3)	(3)	(3)
Secondary products and miscellaneous receipts		3648-SM						
Secondary products		3648-S	06/85	110.3	110.6	109.3	.4	-1.2
Commercial lighting fixtures		3646-S	06/85	103.6	103.8	103.8	.1	0
Other secondary products		3648-SSS	06/85	118.9	119.0	116.2	.5	-2.4
Radio and television receiving equipment, except communication types	365		12/84	94.5	94.6	94.6	-2.9	0
Radio and t.v.'s, phonographs, and related equipment	3651		03/80	86.5	86.5	86.6	-3.9	.1
Primary products		3651-P	03/80	83.7	83.7	83.7	-4.9	0
Television receivers, including combination models		3651-2	03/80	76.8	76.8	76.8	-1.7	0
Console and combination TV receivers		3651-2C	03/80	83.4	83.4	83.4	-.7	0
Console and consolette TV receiver, color		3651-204	03/80	83.4	83.4	83.4	-.7	0
Console TV receiver, color, remote control		3651-20401	12/86	94.6	94.6	94.6	-.8	0
Console TV receiver, color, nonremote		3651-20402	12/86	92.6	92.6	92.6	-.5	0
Table and portable		3651-21	03/80	70.9	70.9	70.9	-2.3	0
Color TV over 17 inch		3651-216	03/80	70.7	70.7	70.7	-2.3	0
Color TV over 17 inch, remote control		3651-21601	12/86	89.9	89.9	89.9	-2.3	0
High fidelity equipment and components		3651-4	03/80	110.2	110.7	110.7	-.8	0
Consumer high fidelity components		3651-4B	03/80	100.5	100.9	100.9	-.8	0
Amplifiers, receivers, preamplifiers, and tuners		3651-421	12/86	101.9	103.3	103.3	.6	0
Other home audio & video eqpt. (turntables, arms, TV chassis sold sep.)		3651-425	03/80	105.0	105.0	105.1	-5.7	.1
Other equipment and accessories, including speakers		3651-5	03/80	126.3	125.7	126.1	1.4	.3
Loudspeaker systems		3651-5A	03/80	121.1	121.1	121.1	2.7	0
Bookshelf type		3651-556	03/80	102.6	102.6	102.6	3.0	0
Floor standing		3651-557	03/80	133.9	133.9	133.9	1.9	0
Loudspeakers sold separately		3651-554	03/80	123.1	121.8	122.2	.4	.3
Secondary products and miscellaneous receipts		3651-SM						
Secondary products		3651-S	03/80	151.4	151.4	151.4	3.3	0
Phonograph records and prerecorded tapes	3652		12/84	101.3	101.6	101.6	.5	0
Primary products		3652-P	12/84	101.2	101.2	101.2	.2	0
Disc records		3652-1	12/84	105.6	105.7	105.7	.4	0
45 r.p.m. for own label		3652-122	12/84	116.0	(3)	(3)	(3)	(3)
33 1/3 r.p.m. for own label, stereo and quadraphonic		3652-131	12/84	100.0	(3)	100.2	.2	(3)
33 1/3 r.p.m. on contract basis for others, stereo and quadraphonic		3652-135	12/84	98.0	98.0	98.0	0	0
Other records, including 33 1/3 r.p.m. monaural,78 r.p.m., electric transcriptions, ex. video		3652-162	12/84	108.1	(3)	107.7	-.2	(3)
Audio tapes		3652-2	12/84	99.4	99.4	99.4	0	0
Cassette for own label		3652-284	12/84	98.7	(3)	98.7	-.1	(3)
Cassette on contract for others		3652-288	12/84	95.3	95.3	95.3	0	0
Secondary products and miscellaneous receipts		3652-SM						
Miscellaneous receipts		3652-M						
Communication equipment	366		12/85	107.2	107.4	107.3	.9	-.1
Telephone & telegraph apparatus	3661		12/85	111.8	111.8	111.8	1.1	0
Primary products		3661-P	12/85	111.8	111.8	111.8	.8	0
Line transmission (carrier) equipment		3661-A						
Analog subscriber loop line transmission equipment		3661-A11	12/85	(3)	(3)	175.9	(3)	(3)
Digital subscriber loop line transmission equipment (except optical)		3661-A12	12/85	(3)	124.5	124.7	(3)	.2
Digital voice/data trunk equipment		3661-A22	12/85	(3)	135.1	135.1	(3)	0
Digital multiplex equipment		3661-A72	12/85	(3)	(3)	(3)	(3)	(3)
Switching equipment		3661-B	12/85	101.0	101.0	101.0	.1	0
Central office switches (common carrier)		3661-B1	12/85	109.7	109.7	109.7	1.0	0
Digital central office switches		3661-B15	12/85	104.6	104.6	104.6	-.4	0
Private branch exchange (PBX)		3661-B2	12/85	93.8	93.8	93.8	-1.5	0
Analog PBX		3661-B21	12/85	96.4	(3)	(3)	(3)	(3)
Digital PBX		3661-B25	12/85	89.7	89.7	89.7	-.4	0
Digital PBX, 400 lines or less		3661-B2501	12/85	94.9	94.9	94.9	-.8	0
Digital PBX, over 400 lines		3661-B2502	12/85	(3)	(3)	84.6	(3)	(3)
Other telephone switching equipment		3661-B5	12/85	87.8	87.8	87.8	-1.0	0
Other telephone switching equipment		3661-B51	12/85	87.8	87.8	87.8	-1.0	0
Parts, components and subassemblies for telephone switching and switchboard equipment, n.e.c.		3661-B59	06/90	(3)	100.0	100.0	(3)	0
User terminals and interface equipment		3661-C	12/85	101.7	101.7	101.7	.5	0
Telephone sets		3661-C1	12/85	91.0	91.0	91.0	1.1	0
Basic set		3661-C13	12/85	86.8	86.8	86.8	.2	0
Multi-frequency dial type telephone set		3661-C1302	12/85	(3)	84.4	84.4	(3)	0

See footnotes at end of table.

Digitized for FRASER
http://fraser.stlouisfed.org/
Federal Reserve Bank of St. Louis

Table 5. Producer price indexes for the net output of selected industries and their products—Continued

Industry and product[1]	Industry code	Product code	Index base	Index			Unadjusted percent change to Sep. 1990 from —	
				May 1990[2]	Aug. 1990[2]	Sep. 1990[2]	Sep. 1989	Aug. 1990
Telephone & telegraph apparatus—Continued								
Other telephone sets/stations		3661-C15	12/85	100.8	100.8	100.8	3.1	0
Key type telephone set		3661-C1501	12/85	106.6	106.6	106.6	3.3	0
Other telephone sets/stations		3661-C1509	12/85	76.6	(3)	(3)	(3)	(3)
Modems, sold separately		3661-C3	12/85	115.8	(3)	(3)	(3)	(3)
Other telephone & telegraph apparatus		3661-D						
Other telephone & telegraph apparatus		3661-D1234	12/85	104.1	104.2	104.1	-2.0	-.1
Secondary products and miscellaneous receipts		3661-SM						
Miscellaneous receipts		3661-M	12/85	117.7	117.7	117.7	3.3	0
Secondary products		3661-S	12/85	102.4	102.4	102.4	1.0	0
Radio & television communication equipment	3662		12/85	104.8	105.2	105.1	1.1	-.1
Primary products		3662-P	12/85	105.1	105.4	105.3	.8	-.1
Broadcast, studio, and related electronic equipment		3662-A	12/85	102.5	103.7	103.5	-1.0	-.2
Studio equipment, audio and video including amplifiers, consoles, cameras, power supplies		3662-A11	12/85	95.1	97.1	96.5	-2.6	-.6
Cable TV and CCTV equipment, and theater or commercial sound equipment		3662-A31	12/85	106.0	106.9	106.9	-.6	0
Communication equipment, except broadcast and wired telephone or telegraph		3662-B	12/85	103.3	104.3	102.9	-2.1	-1.3
Point-to-point transmitters, receivers and power amplifiers, ex. satellite, amateur		3662-B33	12/85	110.0	112.8	112.8	-2.4	0
Space satellite communications and telemetering systems and equipment, sold sep		3662-B43	12/85	94.7	94.7	94.7	-5.6	0
Portable, amateur and citizens' band (CB) radio equipment		3662-B48	12/85	98.8	100.0	99.6	.8	-.4
Other communications systems, equipment and devices sold separately		3662-B52	12/85	104.8	106.4	101.5	-1.2	-4.6
Intercommunications, alarm, and traffic control systems and equipment		3662-C	12/85	108.9	105.3	105.3	-.5	0
Alarm systems, including intrusion, smoke, and heat detecting types		3662-C14	12/85	105.2	98.6	98.6	-6.3	.0
Vehicular and pedestrian traffic control equipment, including railway, excl. airborne		3662-C26	12/85	109.9	109.9	109.9	6.8	0
Search, detection, and tracking systems and equipment		3662-D	12/85	109.2	109.6	110.0	2.2	.4
Radar systems and equipment		3662-D21	12/85	108.4	109.6	109.6	1.1	0
Sonar search, detection, tracking and communications systems and equipment		3662-D22	12/85	108.7	108.7	108.7	.4	0
Meteorological, geophysical, CCDP sold separately, and other electronic sys. & eqpt		3662-D31	12/85	109.5	108.3	109.7	5.9	1.3
Electronic warfare and missile systems and equipment		3662-E	12/85	98.8	98.6	99.0	.4	.4
Jamming and other active countermeasures equipment		3662-E11	12/85	102.8	102.8	102.8	-.2	0
Navigation systems and equip., incl. ground, airborne, ship and underwater		3662-F	12/85	103.7	105.5	105.5	4.0	0
Airborne navigation systems and equipment		3662-F22	12/85	103.9	106.7	106.6	5.4	-.1
Surface and underwater marine, and ground		3662-F34	12/85	110.0	110.7	(3)	(3)	(3)
Other electronic equipment and devices related to radio technology, n.e.c.		3662-H	12/85	107.5	107.5	107.3	.7	-.2
Laser systems and equipment, except light communication types		3662-H63	12/85	99.4	(3)	98.3	-3.7	(3)
Other electronic equipment n.e.c., including scientific, and consumer		3662-H99	12/85	110.4	110.4	110.4	1.8	0
Secondary products and miscellaneous receipts		3662-SM						
Miscellaneous receipts		3662-M	12/85	103.0	103.2	103.2	3.8	0
Secondary products		3662-S	12/85	103.8	103.8	103.8	2.1	0
Electronic components and accessories	367		12/84	104.8	104.5	104.3	-.9	-.2
Electron tubes, all types	3671		12/85	109.3	109.3	109.3	.6	0
Primary products		3671-P	12/85	113.0	113.0	113.0	.6	0
Cathode ray television picture tubes		3671-2	12/85	(3)	103.5	103.5	(3)	0
Color television picture tubes, new		3671-221	12/85	(3)	103.2	103.2	(3)	0
18 inch and 19 inch		3671-22123	12/85	(3)	(3)	103.1	(3)	(3)
20 inch and over		3671-22125	12/85	(3)	102.8	102.8	(3)	0
Transmitting, power and special purpose tubes		3671-3	12/85	120.1	120.1	120.1	-1.6	0
Power and special purpose tubes		3671-301	12/85	131.7	(3)	(3)	(3)	(3)
Thyratrons and other gas and vapor tubes		3671-30121	12/85	166.1	(3)	(3)	(3)	(3)
Light emitting devices		3671-303	12/85	(3)	118.5	118.5	-2.1	0
Industrial and military cathode ray tubes		3671-30385	12/85	(3)	130.8	130.8	-1.9	0
Semiconductors and related devices	3674		06/81	105.3	104.3	104.0	-3.1	-.3
Primary products		3674-P	06/81	88.9	87.5	87.2	-5.3	-.3
Integrated circuits		3674-1	06/81	80.3	78.3	78.1	-9.5	-.3
Digital monolithic integrated circuits		3674-1A	06/81	71.3	68.9	68.6	-13.5	-.4
Bipolar		3674-12	06/81	82.1	81.0	80.7	-9.3	-.4
Memory		3674-121	06/81	51.8	(3)	(3)	(3)	(3)
Random access (RAM)		3674-12103	06/81	116.1	(3)	(3)	(3)	(3)
Logic		3674-122	06/81	96.3	94.7	94.3	-5.8	-.4
TTL (transistor transistor logic)		3674-12216	06/81	79.0	78.8	78.2	-1.8	-.8
Other logic types		3674-12226	06/81	130.2	(3)	(3)	(3)	(3)
MOS (metal oxide on silicon)		3674-13	06/81	60.6	57.9	57.6	-15.9	-.5
Microprocessor		3674-13128	06/81	79.4	79.4	79.4	2.7	0
MOS, except microprocessors		3674-132	06/81	57.0	53.7	53.4	-19.9	-.6
MOS memory		3674-13231	06/81	48.2	41.5	40.8	-37.0	-1.7

See footnotes at end of table.

Digitized for FRASER
http://fraser.stlouisfed.org/
Federal Reserve Bank of St. Louis

Table 5. Producer price indexes for the net output of selected industries and their products—Continued

Industry and product[1]	Industry code	Product code	Index base	Index			Unadjusted percent change to Sep. 1990 from —	
				May 1990[2]	Aug. 1990[2]	Sep. 1990[2]	Sep. 1989	Aug. 1990
Semiconductors and related devices—Continued								
Other MOS digital devices		3674-13232	06/81	71.6	71.6	71.6	-4.8	0
Analog integrated circuit devices		3674-1B						
Analog integrated circuit devices		3674-14	06/81	91.5	90.3	90.0	-1.7	-.3
Amplifier		3674-14A						
Amplifier		3674-14116	06/81	99.2	(3)	(3)	(3)	(3)
Interface		3674-14B						
Regulator, reference, conversion and other miscellaneous types		3674-14C						
Data conversion		3674-14218	06/81	92.4	(3)	93.0	(3)	(3)
Special consumer and other analog integrated circuits		3674-14321	06/81	86.3	86.7	85.8	-7.1	-1.0
Hybrid integrated circuits		3674-11	06/81	120.4	120.4	120.4	0	0
Film interconnected devices		3674-111	06/81	122.5	122.5	122.5	0	0
Thick film, silk screen process		3674-11109	06/81	95.9	95.9	95.9	0	0
Transistors		3674-2	06/81	80.2	80.2	80.2	-.4	0
Signal		3674-21	06/81	61.0	61.0	61.0	2.2	0
Signal		3674-21163	06/81	61.0	61.0	61.0	2.2	0
Power		3674-22	06/81	98.5	98.5	98.5	-1.6	0
Regular power transistors		3674-222A	06/81	93.2	93.2	93 2	-1.7	0
10 watts and over, regular		3674-22267	06/81	62.5	62.5	62.5	-4.9	0
Diodes and rectifiers		3674-3	06/81	124.0	124.6	124.5	.3	-.1
Signal diodes and assemblies		3674-31122	06/81	67.7	(3)	(3)	(3)	(3)
Other semiconductor devices and parts		3674-9	06/81	103.6	102.4	101.8	-.2	-.6
Optoelectronic devices		3674-91	06/81	97.6	96.6	96.7	7.0	.1
Light emitting diodes (LED)		3674-91A						
Light emitting diodes (LED)		3674-91282	06/81	91.2	91.2	(3)	(3)	(3)
Other optoelectronic devices		3674-91193	06/81	115.0	115.0	115.0	21.6	0
Thyristors		3674-921						
Other finished semiconductor devices		3674-922	06/81	101.0	101.0	101.0	5.4	0
Semiconductor parts and semi-finished devices		3674-925	06/81	101.8	100.5	99.7	-1.5	-.8
Semi-finished dice and wafers		3674-92595	06/81	93.4	91.7	90.6	-2.9	-1.2
Semiconductor parts		3674-92597	06/81	117.1	(3)	(3)	(3)	(3)
Secondary products and miscellaneous receipts		3674-SM						
Secondary products		3674-S	06/81	123.5	123.5	123.5	2.1	0
Other secondary products		3674-SSS	06/81	98.8	98.8	98.8	-3.3	0
Electronic capacitors	3675		06/81	100.2	102.7	101.3	1.5	-1.4
Primary products		3675-P	06/81	99.9	102.6	101.2	1.7	-1.4
Tantalum electrolytic capacitors		3675-B	06/86	92.0	98.7	93.6	-4.6	-5.2
Slug and wire solid dry electrolytic capacitors		3675-B11	06/86	88.1	94.5	88.4	-7.3	-6.5
Metal case, hermetic		3675-B1101	06/81	68.2	(3)	68.6	-10.7	(3)
Aluminum electrolytic capacitors		3675-C	06/81	122.3	124.5	124.5	7.4	0
Metal case tubular capacitors		3675-C11	06/86	130.9	133.3	133.3	7.3	0
Standard 5/8-inch diameter and up		3675-C1101	06/81	120.3	122.4	122.4	-3.8	0
Ceramic dielectric capacitors		3675-E	06/81	75.4	78.4	77.5	0	-1.1
Stand-off tubular and disc and all two-terminal ceramic devices		3675-E12	06/86	126.9	126.9	126.9	8.0	0
Monolithic ceramic capacitors		3675-E2	06/86	94.0	98.9	97.4	-.2	-1.5
All other ceramic capacitors		3675-E24	06/86	130.2	130.2	130.2	(3)	0
Secondary products and miscellaneous receipts		3675-SM						
Resistors for electronic applications	3676		12/80	133.9	134.2	134.2	6.3	0
Primary products		3676-P	12/80	136.9	137.2	137.2	7.8	0
Fixed nonwirewound discrete resistors		3676-1	12/80	145.3	145.3	145.3	8.4	0
Carbon composition		3676-132	10/84	174.5	174.5	(3)	(3)	(3)
Fixed wirewound discrete resistors		3676-2	12/80	120.7	120.7	120.7	2.8	0
Ultraprecision		3676-213	12/80	114.5	114.5	114.5	0	0
Nonprecision		3676-214	12/80	133.6	133.6	133.6	4.4	0
Variable nonwirewound resistors		3676-3	12/80	145.5	145.5	145.5	12.1	0
Fixed resistor networks		3676-6	12/80	77.5	74.0	74.0	-4.3	0
Thick film		3676-612	12/80	84.3	80.5	80.5	-4.3	0
Secondary products and miscellaneous receipts		3676-SM						
Miscellaneous receipts		3676-M	01/84	138.4	138.4	138.4	.3	0
Electronic coils, transformers, and other inductors	3677		06/82	124.4	124.3	124.6	2.0	.2
Primary products		3677-P	06/82	126.0	126.0	126.2	2.0	.2
Radio frequency coils		3677-113	06/86	123.4	123.4	123.4	.2	0
Audio transformers		3677-132	06/82	122.5	122.5	123.4	3.6	.7
Low frequency chokes		3677-133	06/82	137.9	137.9	137.9	3.8	0
Plate and filament (power) transformers		3677-141	06/82	113.9	113.9	113.9	.3	0
Pulse transformers		3677-161	06/82	121.5	121.5	121.5	3.3	0
Toroidal windings, except complete magnetic amplifiers		3677-191	06/82	(3)	(3)	153.4	(3)	(3)
Other inductors for electronic applications		3677-192	06/82	139.1	139.5	139.5	4.8	0
Secondary products and miscellaneous receipts		3677-SM						
Secondary products		3677-S	06/82	107.3	105.9	106.7	0	.8
Other secondary products		3677-SSS	06/82	104.1	102.7	102.8	0	.1
Connectors for electronic applications	3678		12/80	133.7	135.4	134.6	1.4	-.6
Primary products		3678-P	12/80	133.7	136.0	134.9	1.6	-.8
Coaxial connector (radio frequency)		3678-1	12/80	171.5	172.9	173.2	1.0	.2
Cylindrical connectors		3678-2	12/80	131.0	137.2	131.4	-2.4	-4.2
Heavy duty and standard		3678-225	12/80	156.5	159.9	157.2	-1.3	-1.7

See footnotes at end of table.

Digitized for FRASER
http://fraser.stlouisfed.org/
Federal Reserve Bank of St. Louis

Table 5. Producer price indexes for the net output of selected industries and their products—Continued

Industry and product[1]	Industry code	Product code	Index base	Index			Unadjusted percent change to Sep. 1990 from —	
				May 1990[2]	Aug. 1990[2]	Sep. 1990[2]	Sep. 1989	Aug. 1990
Connectors for electronic applications—Continued								
Miniature		3678-229	12/80	121.6	124.2	121.7	-0.5	-2.0
Subminiature		3678-231	12/80	118.3	134.6	119.1	-7.4	-11.5
Rack and panel connector (rectangular)		3678-3	12/80	118.6	123.4	123.6	4.4	.2
Integral shell and similar types		3678-335	12/80	119.7	119.8	120.3	.6	.4
Subminiature and other		3678-338	12/80	118.2	(3)	(3)	(3)	(3)
Printed circuit connector		3678-4	12/80	114.7	114.7	114.7	1.9	0
Card insertion type		3678-444	12/80	107.2	107.2	107.2	.4	0
Two-piece type		3678-447	12/80	124.9	124.9	124.9	4.0	0
Other special types		3678-5	12/80	141.3	141.5	141.5	3.1	0
Miscellaneous special purpose type connectors		3678-554	12/80	133.3	133.6	133.6	3.1	0
Other special purpose types		3678-556	12/80	120.5	120.3	120.3	2.5	0
Secondary products and miscellaneous receipts		3678-SM						
Secondary products		3678-S	12/80	127.2	127.2	127.2	.4	0
Electronic components, n.e.c.		3679-S	12/80	128.3	128.3	128.4	1.1	.1
Electronic components, n.e.c.	3679		06/82	114.6	114.5	114.5	.5	0
Primary products		3679-P	06/82	119.4	119.2	119.1	.4	-.1
Relays for electronic (low current) applications		3679-A	06/82	137.4	(3)	(3)	(3)	(3)
Switches, mechanical (for electronic applications)		3679-B	06/82	123.8	123.9	123.9	5.0	0
Other switches: DIP, snap action, thumbwheel and other		3679-B13	06/82	129.9	129.9	(3)	(3)	(3)
Other switches		3679-B12	06/82	129.9	129.9	(3)	(3)	(3)
Filters, crystals, power converters and related components		3679-C	06/82	138.2	138.9	139.0	.7	.1
Filters and crystals		3679-C01	06/82	131.5	133.0	133.0	1.4	0
Piezoelectric devices		3679-C018	12/86	109.1	111.1	111.1	2.1	0
Static power converters and other pulse and frequency regulators or generators		3679-C02	06/82	143.7	143.7	143.8	.3	.1
Static power supply converters, regulated		3679-C0243	06/82	143.6	143.6	144.2	1.8	.4
Magnetic recording media (unrecorded)		3679-F	06/82	81.9	81.2	80.8	-3.7	-.5
Video tape, instrumentation tape, floppy disc and other		3679-F05	06/82	60.8	60.0	60.0	-7.6	0
Video tape		3679-F03	06/82	58.4	57.3	57.3	-9.2	0
Transducers		3679-G	06/82	112.3	114.4	114.4	4.7	0
Other transducers with electrical or electronic input or output		3679-G03	06/82	113.5	115.9	115.9	4.8	0
Other transducers (including thermal and optical except those covered under crystals)		3679-G0321	12/86	119.7	(3)	(3)	(3)	(3)
Printed circuits and cable assemblies		3679-H	06/82	115.8	114.7	114.6	-.8	-.1
Cable harness assemblies for electronic applications		3679-H01	06/82	115.5	115.5	116.1	2.4	.5
Printed circuit boards and related circuitry on passive substrates		3679-H02	06/82	115.8	114.6	114.4	-1.1	-.2
Single sided PC board		3679-H0201	06/82	112.0	(3)	112.0	1.5	(3)
Double sided PC board		3679-H0202	06/82	118.3	115.9	114.6	-3.6	-1.1
Multilayer PC board		3679-H0203	06/82	116.5	116.1	118.1	1.9	1.7
Complex component assemblies, packs and modules		3679-J	06/82	121.5	121.5	121.5	.6	0
Parts and hardware for electronic components		3679-Q	06/82	134.1	133.5	133.7	3.0	.1
Other n.e.c.		3679-Q04	06/82	136.6	136.6	136.9	3.8	.2
Secondary products and miscellaneous receipts		3679-SM						
Secondary products		3679-S	06/82	108.5	108.5	108.6	.7	.1
Other secondary products		3679-SSS	06/82	112.8	112.8	112.9	2.2	.1
Miscellaneous electrical machinery, equipment, and supplies	369		12/84	110.0	110.2	110.5	2.0	.3
Storage batteries	3691		12/84	116.5	115.5	116.8	5.7	1.1
Primary products		3691-P	12/84	116.7	115.7	117.1	5.6	1.2
Lead acid batteries, 1.5 cubic foot or less		3691-3	12/84	114.7	113.4	115.1	6.0	1.5
Starting, lighting and ignition (SLI) type		3691-31	12/84	114.0	112.7	114.5	5.9	1.6
For OEM		3691-311	12/84	104.2	105.5	105.7	4.1	.2
For replacement		3691-312	12/84	116.5	114.5	116.7	6.3	1.9
Other than SLI		3691-32						
For replacement		3691-322	12/84	124.7	124.6	125.8	8.0	1.0
Lead acid batteries, larger than 1.5 cubic foot		3691-4	12/84	125.3	125.3	125.3	4.5	0
Motive power type		3691-41	12/84	125.8	125.8	125.8	4.5	0
Industrial truck		3691-411	12/84	126.7	126.7	126.7	4.7	0
Primary batteries, dry and wet	3692		12/80	137.7	136.9	136.4	-.6	-.4
Primary products		3692-P	12/80	140.1	139.0	138.4	-.6	-.4
Le Clanche type civilian batteries		3692-1	12/80	152.5	154.2	153.0	.3	-.8
General purpose (flashlight) cell		3692-121						
Dry cells, except Le Clanche and military		3692-2	12/80	125.7	124.8	124.8	-1.0	0
Alkaline cells		3692-212	12/80	139.3	138.1	138.2	-.8	.1
AA size		3692-21213	12/80	137.5	136.1	136.1	-1.0	0
All other sizes		3692-21215	12/80	151.9	153.2	153.5	1.1	.2
Secondary products and miscellaneous receipts		3692-SM						
Electrical equipment for internal combustion engines	3694		12/82	118.3	118.9	118.8	3.9	-.1
Primary products		3694-P	12/82	115.0	115.6	115.5	3.9	-.1
Ignition harness and cable sets		3694-1	12/82	114.3	115.7	115.2	2.4	-.4
Ignition harness sets		3694-11	12/82	111.1	111.1	111.0	.5	-.1
Ignition harness sets, automotive type		3694-111	12/87	102.4	102.4	102.2	.3	-.2
Cable sets		3694-13						
Cable sets, automotive type		3694-131	12/82	118.1	122.1	121.3	3.4	-.7

See footnotes at end of table.

Digitized for FRASER
http://fraser.stlouisfed.org/
Federal Reserve Bank of St. Louis

Table 5. Producer price indexes for the net output of selected industries and their products—Continued

Industry and product[1]	Industry code	Product code	Index base	Index			Unadjusted percent change to Sep. 1990 from —	
				May 1990[2]	Aug. 1990[2]	Sep. 1990[2]	Sep. 1989	Aug. 1990
Electrical equipment for internal combustion engines—Continued								
Battery charging alternators, generators, and regulators		3694-2	12/82	113.5	115.0	115.1	3.7	0.1
Battery charging alternators and generators		3694-22	12/82	111.8	113.4	113.4	3.7	0
Alternators and generators, factory rebuilt automotive type		3694-228	12/82	115.3	115.3	115.3	.7	0
Regulators for battery charging generators		3694-24	12/87	110.9	112.3	112.1	4.0	-.2
Regulators, passenger car & light truck type, new		3694-241	12/82	128.8	130.6	130.4	4.4	-.2
Starting motors		3694-3	12/82	115.2	114.4	114.6	3.2	.2
Rebuilt automotive starting motors		3694-381	12/82	133.2	133.2	133.2	.1	0
Spark plugs		3694-4	12/82	111.6	111.6	(3)	(3)	(3)
Spark plugs, automotive type		3694-411	12/82	110.0	110.0	(3)	(3)	(3)
Other complete electric equipment for internal combustion engines		3694-5	12/82	108.8	109.1	109.1	1.2	0
Ignition coils		3694-51						
Ignition coils, motor vehicle type		3694-511	01/83	121.4	123.0	123.0	3.3	0
Distributors		3694-53	04/83	97.7	97.7	97.7	.1	0
Distributors, motor vehicle type		3694-531	04/83	97.2	97.1	97.2	.1	.1
Engine electronic equipment, including control modules		3694-551	12/87	102.3	103.6	103.3	.3	-.3
Other ignition equipment		3694-561	12/82	103.2	103.1	103.1	1.1	0
Other complete electrical equipment		3694-598	12/82	106.3	105.3	105.6	1.6	.3
Components and parts for engine electrical equipment		3694-6	12/82	139.5	141.0	140.9	20.3	-.1
Parts for distributors		3694-63	12/82	166.6	168.2	168.0	30.4	-.1
Distributor heads and rotors		3694-632	12/82	124.7	128.1	127.7	7.5	-.3
Breaker point sets		3694-634	12/82	199.7	199.7	199.7	48.5	0
Other component parts for engine electrical equipment		3694-698	12/82	109.0	108.9	108.9	4.1	0
Secondary products and miscellaneous receipts		3694-SM						
Resales		3694-Z89	01/83	127.4	127.4	127.4	7.1	0
Secondary products		3694-S	12/82	121.3	122.3	122.3	2.0	0
Other secondary products		3694-SSS	12/82	113.2	118.8	118.8	5.9	0
Motor vehicle parts and accessories		3714-S	12/82	133.4	133.4	133.4	2.1	0
Electrical equipment and supplies, not elsewhere classified	3699		12/85	112.0	112.1	112.1	2.2	0
Primary products		3699-P	12/85	112.3	112.3	112.3	2.2	0
Other electrical equipment, not elsewhere classified		3699-4	12/85	107.3	107.4	107.4	1.1	0
Other electric lamp components		3699-421	12/85	102.9	102.9	102.9	.1	0
Other electrical equipment and supplies, not elsewhere classified		3699-495	12/85	111.1	111.3	111.3	1.4	0
Appliance wire and flexible cord sets		3699-611	12/85	135.3	135.4	135.4	2.6	0
Secondary products and miscellaneous receipts		3699-SM						
Secondary products		3699-S	12/85	122.2	121.6	121.6	3.0	0
Transportation equipment	37		12/84	114.4	115.0	114.7	3.6	-.3
Motor vehicles and motor vehicle equipment	371		12/84	111.0	111.7	111.1	3.1	-.5
Motor vehicles and passenger car bodies	3711		06/82	117.3	118.2	117.3	3.5	-.8
Primary products		3711-P	06/82	116.9	117.7	116.7	3.4	-.8
Passenger cars		3711-111	06/82	115.1	116.0	116.3	4.5	.3
Trucks, truck tractors and truck chassis		3711-2	06/82	119.9	120.5	117.1	1.1	-2.8
Trucks, truck tractors and truck chassis: 10,000 lbs. and less		3711-201	06/82	125.0	125.9	121.7	.5	-3.3
Trucks, truck tractors and truck chassis: 10,001 to 19,500 lbs.		3711-202	11/82	124.5	124.9	119.6	-2.9	-4.2
Trucks, truck tractors and truck chassis: over 19,500 lbs.		3711-203	06/87	107.0	107.0	105.4	2.9	-1.5
33,001 lbs. or more		3711-20326	06/87	106.9	106.9	105.7	3.3	-1.1
Buses and fire department vehicles		3711-3	06/82	122.9	123.4	125.5	5.8	1.7
Buses		3711-3A	06/82	124.5	124.8	127.0	5.7	1.8
Fire department vehicles		3711-3B	06/82	122.5	126.0	(3)	(3)	(3)
Secondary products and miscellaneous receipts		3711-SM						
Resales		3711-Z89	06/87	124.5	126.4	126.4	(3)	0
Secondary products		3711-S	06/82	123.6	125.6	125.6	3.6	0
Other secondary products		3711-SSS	06/82	125.3	127.5	127.4	3.6	-.1
Truck and bus bodies	3713		12/82	125.1	125.4	125.8	1.7	.3
Primary products		3713-P	12/82	127.3	127.7	128.1	1.9	.3
Truck, bus and other vehicle bodies (sold separately)		3713-1	12/62	126.9	127.4	127.8	1.3	.3
Truck bodies		3713-1A	12/82	127.5	127.9	128.8	1.3	.7
Vans (unit/body cab)		3713-121	12/82	129.1	129.1	129.1	-4.0	0
Multistop		3713-12111	03/83	120.6	120.7	120.7	-.8	0
All other vans, including panel		3713-12114	12/87	105.3	105.3	105.3	-6.8	0
General cargo vans		3713-122	12/87	110.5	110.5	110.5	1.2	0
Refrigerator (except food service)		3713-12211	12/87	109.0	109.0	109.0	.9	0
All other general cargo vans		3713-12213	12/87	111.5	111.5	111.5	1.3	0
Beverage trucks		3713-125	12/82	112.2	112.2	112.7	-2.4	.4
Specialized bodies		3713-13	12/87	108.8	109.3	110.7	2.1	1.3
Wrecker		3713-131	12/82	115.2	(3)	(3)	(3)	(3)
Utility (line and service, repair type)		3713-13602	01/83	124.9	124.9	124.9	2.0	0
Refuse and garbage (packer type)		3713-139	12/82	126.7	127.6	130.3	2.8	2.1
Front loading		3713-13901	12/82	119.0	119.3	121.6	2.2	1.9
Rear loading		3713-13902	12/82	128.8	128.8	131.7	2.3	2.3
Dump		3713-133	12/82	136.8	136.8	136.8	1.6	0
Stake/platform/grain		3713-134	12/82	135.7	135.7	135.8	2.1	.1
All other bodies for transporting goods		3713-135	12/82	131.1	132.2	133.3	6.5	.8
Bus bodies		3713-1B	12/82	117.3	117.3	117.3	0	0
School buses		3713-161	12/82	114.6	114.6	114.6	0	0

See footnotes at end of table.

Digitized for FRASER
http://fraser.stlouisfed.org/
Federal Reserve Bank of St. Louis

Table 5. Producer price indexes for the net output of selected industries and their products—Continued

Industry and product[1]	Industry code	Product code	Index base	Index			Unadjusted percent change to Sep. 1990 from —	
				May 1990[2]	Aug. 1990[2]	Sep. 1990[2]	Sep. 1989	Aug. 1990
Truck and bus bodies—Continued								
Other vehicle bodies		3713-1C	12/87	112.2	112.7	112.7	1.7	0
Other bodies, including truck cabs, truck beds, truck kits		3713-156	12/87	112.2	112.7	112.7	1.7	0
Complete vehicles produced on purchased chassis		3713-2	12/82	128.8	129.1	129.1	4.3	0
Emergency vehicles and hearses		3713-2A	12/82	134.6	135.1	135.1	4.4	0
Ambulances		3713-221	12/82	138.3	140.2	140.2	4.7	0
Fire department vehicles		3713-223	12/82	130.9	(3)	(3)	(3)	(3)
Other highway vehicles		3713-2C						
Trucks		3713-241	12/82	120.4	120.5	120.5	4.6	0
Secondary products and miscellaneous receipts		3713-SM						
Secondary products		3713-S	12/82	117.6	117.7	118.0	.7	.3
Other secondary products		3713-SSS	12/82	117.1	(3)	117.9	-.2	(3)
Truck trailers		3715-S	12/82	109.8	110.1	110.1	-.1	0
Motor vehicle parts and accessories	3714		12/82	108.9	108.9	109.2	1.2	.3
Primary products		3714-P	12/82	108.5	108.4	108.7	1.1	.3
Rebuilt parts		3714-10	12/82	128.8	129.2	129.6	5.0	.3
Water pumps		3714-323	12/82	120.4	120.4	120.4	.7	0
Clutch disc and pressure plates		3714-326	12/82	112.3	113.8	113.8	5.5	.0
Gasoline engines		3714-331	12/82	132.3	132.9	133.3	3.2	.3
Brake shoe assemblies		3714-346	02/89	101.1	101.1	(3)	(3)	(3)
Other rebuilt parts		3714-398	12/82	131.8	132.2	132.8	7.8	.5
Gasoline engines and gasoline engine parts, new		3714-2	12/88	101.3	101.1	101.3	0	.2
Gasoline engines, new		3714-201	04/83	115.0	114.7	115.0	-.3	.3
All other parts and accessories for gasoline automotive engines, new		3714-235	12/88	103.2	102.9	103.1	.9	.2
Filters, new		3714-4	12/82	102.7	102.7	105.3	4.2	2.5
Oil filters, light duty (car and light truck)		3714-401	12/88	101.6	101.6	102.0	1.4	.4
Air filters, light duty (car and light truck)		3714-405	12/88	101.1	101.1	101.9	2.4	.8
Exhaust system parts, new		3714-5	12/88	103.8	103.8	103.7	.6	-.1
Mufflers, including standard, sports or glass packs & resonators		3714-501	12/82	118.9	118.9	118.7	1.4	-.2
Pipes		3714-502	12/82	106.4	106.2	106.3	1.4	.1
Drive train components, new, except wheels and brakes		3714-6	12/88	102.4	102.3	102.6	1.0	.3
Transmissions and transmission parts, except auxiliary		3714-61	12/82	108.2	108.0	108.1	1.2	.1
Car and light truck type transmissions		3714-611	12/88	102.0	(3)	102.0	.6	(3)
Automatic transmissions		3714-61103	04/83	112.5	(3)	112.5	.6	(3)
Transmission parts		3714-613	12/88	101.0	101.0	101.3	.9	.3
Parts for manual transmissions		3714-61313	12/82	108.0	108.0	109.7	3.6	1.6
Parts for automatic transmissions		3714-61314	12/82	104.8	104.8	104.8	.3	0
Gear shifters		3714-631	12/88	(3)	(3)	(3)	(3)	(3)
Drive shafts		3714-632	12/88	106.1	106.1	106.8	4.7	.7
Axles and axle parts		3714-635	12/88	101.5	101.5	102.1	.4	.6
Motor vehicle wheels, new		3714-7	12/88	102.7	101.8	101.9	-.4	.1
Car and light truck type wheels		3714-71	12/82	116.0	115.7	115.7	-.1	0
Steel		3714-711	12/88	103.2	103.2	103.2	1.2	0
Aluminum		3714-712	12/88	92.5	90.0	90.2	-10.2	.2
Heavy truck and bus type wheels		3714-725	02/89	102.9	100.0	100.2	-1.6	.2
Brake parts and assemblies, new		3714-8	12/88	103.8	104.0	104.2	3.2	.2
Brake assemblies (disc/caliper)		3714-804	12/82	90.6	(3)	90.4	.8	(3)
Antiskid systems and other brake parts		3714-812	12/88	105.1	105.2	106.6	4.8	1.3
All other motor vehicle parts and accessories, new		3714-9	12/88	102.1	102.2	102.4	1.1	.2
Bumper assemblies, bumpers, and parts		3714-901	12/88	105.5	(3)	(3)	(3)	(3)
Automotive frames		3714-902	12/88	103.1	103.5	103.5	.8	0
Heaters, heater cores, and other heater parts		3714-904	12/88	105.5	106.5	106.4	.9	-.1
Shock absorbers		3714-905	12/88	102.7	(3)	103.0	1.4	(3)
Steering idler arms, drag links, and control arms		3714-907	12/82	113.7	113.7	113.7	2.2	0
Ball joints		3714-908	12/82	132.8	(3)	(3)	(3)	(3)
Windshield wiper blades		3714-914	12/88	103.8	106.7	105.6	2.8	-1.0
All other parts and accessories		3714-919	12/82	104.8	104.8	105.0	1.1	.2
Secondary products and miscellaneous receipts		3714-SM						
Miscellaneous receipts		3714-M	12/82	112.6	114.7	114.5	4.6	-.2
Resales		3714-Z89	12/82	117.4	117.5	117.3	2.8	-.2
Secondary products		3714-S	12/82	115.2	116.0	116.1	1.4	.1
Internal combustion engines, n.e.c.		3519-S	04/83	94.6	94.6	94.6	.4	0
Engine electrical equipment		3694-S	12/82	109.0	109.3	109.3	1.5	0
Other secondary products		3714-SSS	12/82	118.4	119.4	119.5	1.5	.1
Truck trailers	3715		12/79	125.2	125.2	125.2	.1	0
Primary products		3715-P	12/79	124.0	124.0	124.0	.1	0
Truck trailers and chassis (10000 lbs. per axle and over)		3715-1	12/79	122.7	122.7	122.7	0	0
Vans		3715-1A	12/79	124.0	124.0	124.0	.5	0
Closed top vans		3715-11	12/80	119.8	119.8	119.8	.6	0
Closed top vans, insulated, semi-insulated and refrigerated		3715-101	12/80	124.2	124.2	124.2	.7	0
Tank trailers		3715-1B	12/79	131.5	131.4	131.4	-.8	0
Complete trailer units (10000 lbs. per axle and over), except vans and tanks		3715-1D	12/80	120.4	120.4	120.4	-.2	0
Platform trailers		3715-137	12/79	122.4	122.4	122.4	0	0
Dump trailers and chassis, highway type		3715-143	12/79	131.7	131.7	131.7	0	0
Truck trailers and chassis (under 10,000 lbs. per axle)		3715-2	11/84	123.3	123.3	123.3	0	0
Secondary products and miscellaneous receipts		3715-SM						
Secondary products		3715-S	12/79	141.2	141.2	141.2	0	0
Other secondary products		3715-SSS	12/79	144.0	144.0	144.0	0	0

See footnotes at end of table.

Digitized for FRASER
http://fraser.stlouisfed.org/
Federal Reserve Bank of St. Louis

Table 5. Producer price indexes for the net output of selected industries and their products—Continued

Industry and product[1]	Industry code	Product code	Index base	Index			Unadjusted percent change to Sep. 1990 from —	
				May 1990[2]	Aug. 1990[2]	Sep. 1990[2]	Sep. 1989	Aug. 1990
Motor homes built on purchased chassis	3716		06/84	124.7	125.2	126.6	3.3	1.1
Primary products		3716-P	06/84	125.2	125.8	127.5	3.7	1.4
Conventional (type A)		3716-101	06/84	123.9	123.2	125.9	3.1	2.2
Chopped van or mini (type C)		3716-105	06/84	127.9	(3)	130.9	4.2	(3)
Secondary products and miscellaneous receipts		3716-SM						
Aircraft and parts	372		06/85	117.4	118.0	118.1	4.9	.1
Aircraft.	3721		12/85	115.9	116.4	116.5	5.2	.1
Primary products		3721-P	12/85	114.8	115.4	115.5	5.3	.1
Modifications, conversions and overhaul of previously accepted aircraft.		3721-4	12/85	107.3	(3)	(3)	(3)	(3)
For civilian customers		3721-451	12/85	(3)	(3)	(3)	(3)	(3)
Complete civilian aircraft.		3721-5	12/85	114.8	116.0	116.2	6.7	.2
Fixed wing powered		3721-51	12/85	114.8	116.1	116.1	6.7	.0
Single engine		3721-511	12/85	117.3	117.8	118.3	5.1	.4
Multiengine		3721-521	12/85	114.8	116.0	116.0	6.7	0
Less than 10,000 pounds (empty weight)		3721-5213	12/85	113.1	113.1	113.1	3.4	0
10,000 pounds to 33,000 pounds (empty weight)		3721-5215	12/85	125.0	131.1	131.1	18.4	0
Rotary wing (helicopters, autogiros)		3721-53	12/85	112.2	112.2	116.1	5.4	3.5
2,200 pounds and over (empty weight)		3721-533	12/85	115.8	(3)	(3)	(3)	(3)
Secondary products and miscellaneous receipts		3721-SM						
Secondary products		3721-S	12/85	115.7	115.7	115.7	4.4	0
Other secondary products		3721-SSS	12/85	100.1	(3)	(3)	(3)	(3)
Aircraft equipment, not elsewhere classified		3728-S	12/85	118.0	118.0	118.0	5.0	0
Aircraft engines and engine parts	3724		12/85	111.8	112.9	113.0	5.3	.1
Primary products		3724-P	12/85	112.0	112.5	112.6	5.4	.1
Aircraft engines for U.S. military customers		3724-1	12/85	109.4	109.1	109.2	7.3	.1
Aircraft engines for other than U.S military customers		3724-2						
Aircraft engines for other than U.S. military customers		3724-201	12/85	121.4	120.7	120.9	9.5	.2
Aeronautical services on aircraft engines		3724-3	12/85	107.5	(3)	107.5	4.4	(3)
All other aeronautical services on aircraft engines		3724-33	12/85	107.5	(3)	107.5	4.4	(3)
All other aeronautical services on aircraft engines for other than U.S. military customers		3724-333	12/85	113.2	(3)	113.2	6.7	(3)
Aircraft engine parts and accessories		3724-4	12/85	110.6	112.2	112.4	3.1	.2
Aircraft engine parts and accessories for U.S. military customers		3724-413	12/85	101.1	101.9	102.0	1.1	.1
Aircraft engine parts and accessories for other than U.S. military customers		3724-453	12/85	116.7	118.8	119.0	4.2	.2
Secondary products and miscellaneous receipts		3724-SM						
Secondary products		3724-S	12/85	114.3	117.6	117.6	6.2	0
Turbines and turbine generator sets		3511-S	12/85	124.2	124.2	124.2	11.1	0
Other secondary products		3724-SSS	12/85	107.0	111.6	111.4	4.0	-.2
Aircraft parts and auxiliary equipment, n.e.c.	3728		06/85	116.0	116.3	116.2	2.6	-.1
Primary products		3728-P	06/85	117.5	117.7	117.5	2.3	-.2
Aircraft parts and equipment, including helicopter rotors and parts		3728-1	06/85	115.9	116.1	115.9	1.8	-.2
Aircraft hydraulic subassemblies		3728-12	06/85	110.2	110.7	110.7	2.2	0
For military aircraft (built to military specifications)		3728-1731	06/85	111.6	(3)	(3)	(3)	(3)
For civilian aircraft.		3728-1755	06/85	108.8	(3)	109.8	2.9	(3)
Other aircraft subassemblies and parts		3728-15	06/85	117.1	117.3	117.1	2.2	-.2
For military aircraft (built to military specifications)		3728-1987	06/85	116.3	116.3	116.0	1.8	-.3
For civilian aircraft.		3728-1995	06/85	118.1	118.5	118.4	2.8	-.1
Secondary products and miscellaneous receipts		3728-SM						
Radio and TV communication equipment		3662-S	09/85	(3)	(3)	(3)	(3)	(3)
Aircraft engines and engine parts		3724-S	06/85	117.7	119.7	119.7	4.2	0
Other secondary products		3728-SSS	06/85	114.9	115.1	115.0	3.3	-.1
Ship and boat building and repairing	373		12/84	119.9	120.0	120.7	3.8	.6
Ship building and repairing	3731		12/85	113.8	113.9	114.6	3.9	.6
Primary products		3731-P	12/85	114.1	114.3	115.0	4.1	.6
Self-propelled ships, new, nonmilitary		3731-3	12/85	115.8	117.1	119.0	6.7	1.6
Commercial fishing vessels		3731-331	12/88	107.4	(3)	(3)	(3)	(3)
Other self-propelled nonmilitary ships		3731-339	12/88	(3)	(3)	(3)	(3)	(3)
Ship repair, conversion, reconversion, U.S. military		3731-4	12/85	111.7	110.9	111.0	-.8	.1
Military sea transport conversion/reconversion		3731-421	12/88	100.9	(3)	(3)	(3)	(3)
Military sea transport repairs		3731-429	12/88	100.1	100.2	100.3	.6	.1
U.S. military repair, except m.s.t		3731-439	12/85	112.4	111.4	111.6	-1.0	.2
Ship repair, conversion, reconversion, nonmilitary		3731-6	12/85	107.1	107.5	108.7	2.9	1.1
Maritime administration repair		3731-619	12/85	125.1	125.1	126.3	6.0	1.0
Nonmilitary repair, except m.a		3731-659	12/85	104.4	104.5	105.8	2.2	1.2
Secondary products and miscellaneous receipts		3731-SM						
Secondary products		3731-S						
Other secondary products		3731-SSS	12/85	(3)	(3)	(3)	(3)	(3)
Boat building and repairing	3732		12/81	135.8	135.6	136.2	3.3	.4
Primary products		3732-P	12/81	136.3	136.0	136.6	3.3	.4
Outboard motorboats		3732-2	12/81	141.5	139.9	140.4	4.5	.4
Wood and metal		3732-24	12/88	113.6	112.1	112.0	7.9	-.1

See footnotes at end of table.

Digitized for FRASER
http://fraser.stlouisfed.org/
Federal Reserve Bank of St. Louis

Table 5. Producer price indexes for the net output of selected industries and their products—Continued

Industry and product[1]	Industry code	Product code	Index base	Index			Unadjusted percent change to Sep. 1990 from —	
				May 1990[2]	Aug. 1990[2]	Sep. 1990[2]	Sep. 1989	Aug. 1990
Boat building and repairing—Continued								
Other outboard motorboats		3732-245	12/88	106.0	102.8	102.5	0	-0.3
Plastics (reinforced), fiberglass		3732-25	12/88	105.8	104.7	105.4	2.2	.7
Runabouts		3732-251	12/88	105.7	103.4	104.3	1.5	.9
16 ft. to 16 ft. 11 in. LOA		3732-25103	12/88	104.6	(3)	103.8	1.7	(3)
17 ft. or more LOA		3732-25104	12/88	104.5	100.9	102.3	.9	1.4
Cabin cruisers		3732-253	12/88	106.4	111.2	111.2	6.6	0
Other outboard motorboats		3732-255	12/88	105.8	106.1	106.2	2.5	.1
Inboard motorboats		3732-3	12/81	138.4	140.2	140.4	4.2	.1
Military		3732-311	12/88	107.5	(3)	(3)	(3)	(3)
Non-military		3732-32	12/88	107.5	109.5	109.7	4.8	.2
Runabouts		3732-321	12/81	139.2	136.7	136.4	1.6	-.2
Less than 26 ft. LOA		3732-32101	12/88	108.0	106.9	106.7	2.8	-.2
Cabin cruisers		3732-322	12/81	140.0	143.7	144.0	5.3	.2
26 ft. to less than 40 ft. LOA		3732-32202	12/88	106.6	108.6	108.6	4.1	0
40 ft. to less than 65 ft. LOA		3732-32203	12/88	108.0	111.8	112.3	6.6	.4
65 ft. and over LOA		3732-32204	12/88	111.3	113.6	113.3	6.3	-.3
Inboard-outdrive motorboats		3732-4	12/81	133.0	130.5	131.2	.8	.5
Other inboard-outdrive boats		3732-421	12/88	105.7	103.4	104.0	.6	.6
Less than 26 ft. LOA		3732-42101	12/88	104.2	102.6	103.8	2.5	1.2
26 ft. or more LOA		3732-42102	12/88	107.5	104.3	104.3	-1.6	0
All other boats		3732-7	12/81	126.6	127.1	128.7	4.3	1.3
Sailboats		3732-71	12/81	126.7	127.4	129.8	4.8	1.9
With auxiliary power		3732-711	12/81	129.1	130.0	132.5	4.2	1.9
16 ft. or more LOA		3732-71103	12/88	105.9	106.6	108.6	4.2	1.9
Without auxiliary power		3732-712	12/81	126.0	126.0	128.5	6.6	2.0
16 ft. or more LOA		3732-71203	12/88	107.5	107.5	108.7	6.4	1.1
Other boats		3732-72	12/81	125.5	125.7	125.2	2.8	-.4
Canoes		3732-721	12/88	107.0	107.7	107.1	.8	-.6
All other boats, n.e.c.		3732-723	12/88	107.4	107.5	107.1	3.4	-.4
Boat repair, military and non-military		3732-8	12/81	147.9	147.9	147.9	3.1	0
Repair of non-military boats		3732-821	12/81	147.9	147.9	147.9	3.1	0
Secondary products and miscellaneous receipts		3732-SM						
Miscellaneous receipts		3732-M	12/88	107.4	(3)	(3)	(3)	(3)
Resales		3732-Z89	12/88	107.4	(3)	(3)	(3)	(3)
Secondary products		3732-S	12/81	119.4	121.4	(3)	(3)	(3)
Railroad equipment	374		06/84	113.5	114.1	114.8	3.3	.6
Railroad equipment	3743		06/84	113.5	114.1	114.8	3.3	.6
Primary products		3743-P	06/84	114.1	114.8	115.7	4.0	.8
Locomotives and locomotive parts		3743-1	06/84	115.7	117.4	118.9	6.6	1.3
Locomotive parts		3743-17	06/84	112.5	113.5	113.5	2.9	0
All other, except wheels and axles		3743-172	06/84	112.1	112.4	112.4	2.5	0
Passenger and freight train cars, new		3743-2	06/84	112.8	112.8	112.8	.3	0
Freight train cars, new		3743-2A	06/84	112.4	112.4	112.4	.3	0
Hopper, covered		3743-214	06/84	110.4	110.4	110.4	-.3	0
Tank cars		3743-216	06/84	118.7	118.7	118.7	.9	0
Street, subway, trolley, and rapid transit cars, rebuilt rail cars, and rail car parts		3743-3	06/84	112.0	111.8	113.1	4.9	1.2
Other work and service vehicles, new and rebuilt, except locomotive cranes		3743-363	06/89	100.0	105.6	105.6	5.6	0
Parts and accessories for railroad and street cars		3743-37	06/84	114.4	113.2	113.2	3.1	0
Air brake equipment		3743-371	06/84	113.4	(3)	114.0	2.0	(3)
All other, except wheels and axles		3743-372	06/84	114.5	112.8	112.8	3.4	0
Secondary products and miscellaneous receipts		3743-SM						
Secondary products		3743-S	06/84	109.1	109.1	109.1	1.3	0
Motorcycles, bicycles, and parts	375		12/84	109.5	110.1	110.0	1.0	-.1
Motorcycles, bicycles, and parts	3751		12/84	109.5	110.1	110.0	1.0	-.1
Primary products		3751-P	12/84	112.3	113.0	112.6	.9	-.4
Bicycles, adult tricycles, unicycles & parts (excl. chldrns 2-whl sdwlk cycls w/semi-pneu trs)		3751-1	12/84	111.7	111.7	110.9	.5	-.7
Bicycles, complete, with one or both wheels 25 inches or more		3751-111	12/84	109.4	109.4	108.2	-.7	-1.1
Parts for bicycles, including frame sets and motorbike parts interchangeable with bicycle parts		3751-171	12/84	125.3	125.3	126.3	8.9	.8
Motorcycles, motorbikes, mopeds, motorscooters, trail vehicles and parts		3751-2	12/84	113.1	114.5	114.5	1.1	0
Parts, including sidecars, but excluding motorbike parts interchangeable with bicycle parts		3751-253	12/84	106.0	106.0	106.0	-.6	0
Secondary products and miscellaneous receipts		3751-SM						
Miscellaneous receipts		3751-M	12/84	109.9	113.4	113.4	3.2	0
Resales		3751-Z89	12/84	109.9	113.4	113.4	3.2	0
Secondary products		3751-S	12/84	96.7	96.7	98.2	1.6	1.6
Miscellaneous transportation equipment	379		12/84	112.9	113.1	113.0	2.4	-.1
Travel trailers and campers	3792		06/84	117.8	118.6	118.1	1.5	-.4
Primary products		3792-P	06/84	118.8	119.8	119.1	1.5	-.6

See footnotes at end of table.

Digitized for FRASER
http://fraser.stlouisfed.org/
Federal Reserve Bank of St. Louis

Table 5. Producer price indexes for the net output of selected industries and their products—Continued

Industry and product[1]	Industry code	Product code	Index base	Index			Unadjusted percent change to Sep. 1990 from —	
				May 1990[2]	Aug. 1990[2]	Sep. 1990[2]	Sep. 1989	Aug. 1990
Travel trailers and campers—Continued								
Travel trailers (with rigid structures)		3792-1	06/84	119.4	120.6	120.3	2.1	-0.2
Conventional travel trailers		3792-11	06/90	(3)	100.7	100.2	(3)	-.5
20 feet to 24 feet 11 inches in length		3792-113	06/90	(3)	101.6	102.1	(3)	.5
25 feet to 29 feet 11 inches in length		3792-114	06/90	(3)	101.7	102.0	(3)	.3
30 feet or more, including park models		3792-115	06/90	(3)	100.4	99.3	(3)	-1.1
Fifth wheel travel trailers		3792-12	06/90	(3)	102.2	103.1	(3)	.9
Less than 30 feet in length		3792-125	06/90	(3)	102.8	105.2	(3)	2.3
30 feet or more in length		3792-128	06/90	(3)	101.5	100.8	(3)	-.7
Camping trailers, campers, pickup covers and parts		3792-2	06/84	117.5	118.0	116.6	.4	-1.2
Fold down camping trailers		3792-242	06/84	129.8	131.0	126.0	.8	-3.8
Truck campers (slide-on)		3792-244	06/84	(3)	129.9	125.2	(3)	-3.6
Pickup truck caps or box covers		3792-247	06/84	107.1	107.1	107.1	.1	.0
Parts and components, excluding appliances and furnishings		3792-259	06/84	(3)	(3)	110.5	(3)	(3)
Secondary products and miscellaneous receipts		3792-SM						
Miscellaneous receipts		3792-M	04/85	(3)	100.0	100.0	(3)	0
Resales		3792-Z89	04/85	(3)	(3)	100.0	(3)	(3)
Secondary products		3792-S	06/84	115.5	(3)	(3)	(3)	(3)
Transportation equipment, not elsewhere classified	3799		06/85	112.8	112.8	112.7	1.3	-.1
Primary products		3799-P	06/85	112.8	112.7	112.7	1.6	0
Self-propelled golf carts and industrial in-plant personnel carriers and parts		3799-3	06/85	114.7	114.7	(3)	(3)	(3)
Self-propelled golf carts (electric and gas powered) and in-plant personnel carriers		3799-382	06/85	114.7	114.7	(3)	(3)	(3)
Transportation equipment, not elsewhere classified		3799-9	06/85	109.3	109.2	109.1	1.2	-.1
Automobile trailers, complete, excluding travel, boat and camping trailers		3799-931	06/85	112.5	112.5	112.6	2.6	.1
Boat trailers		3799-991	06/85	115.5	115.5	115.8	1.3	.3
All-terrain vehicles, electric or gas driven (off-road, flotation wheels or full tracks)		3799-992	06/85	117.9	118.1	118.1	.7	0
Parts for all-terrain vehicles		3799-994	06/85	106.1	(3)	(3)	(3)	(3)
Other miscellaneous transportation equipment andparts, including chassis for auto trailers		3799-998	06/85	106.7	106.4	105.7	-.8	-.7
Secondary products and miscellaneous receipts		3799-SM						
Miscellaneous receipts		3799-M	06/85	116.2	116.2	116.2	-1.9	0
Resales		3799-Z89	06/85	121.8	121.8	(3)	(3)	(3)
Secondary products		3799-S	06/85	110.1	110.1	110.1	.4	0
Measuring and controlling instruments; photographic, medical, optical goods; watches, clocks	38		12/84	114.5	114.8	115.0	3.1	.2
Engineering and scientific instruments	381		12/85	116.4	117.8	117.1	3.2	-.6
Engineering and scientific instruments	3811		12/85	116.4	117.8	117.1	3.2	-.6
Primary products		3811-P	12/85	116.2	117.9	117.5	3.4	-.3
Aeronautical, nautical, and navigational instruments, excl. aircraft eng. instr. and systems		3811-1	12/85	117.9	122.1	121.1	5.4	-.8
Flight and navigational sensors, transmitters, and displays		3811-12	12/85	116.4	119.0	117.3	4.1	-1.4
Air speed indicators, including machmeters and air data computers		3811-124	12/85	114.4	114.4	(3)	(3)	(3)
Acceleration indicators and systems components		3811-125	12/85	108.1	(3)	108.1	.9	(3)
Other aerospace and navigational instruments		3811-1291	12/85	121.2	126.3	122.3	11.4	-3.2
Airframe equipment instruments		3811-14	12/85	126.0	122.1	120.7	-1.6	-1.1
All other aeronautical, nautical, and navigational instruments		3811-15	12/85	118.8	125.4	125.6	6.3	.2
Nautical instruments, all types, including temperature, speed, pitch, etc.		3811-152	12/85	111.9	110.5	111.9	2.3	1.3
Other aerospace flight instruments		3811-153	12/85	119.7	127.4	127.4	6.8	0
Laboratory and scientific apparatus		3811-2	12/85	117.3	117.3	117.3	1.8	0
All other laboratory and scientific apparatus		3811-2911	12/85	116.5	116.5	116.5	1.6	0
Components, parts, and accessories for laboratory and scientific apparatus (sold sep.)		3811-29112	12/85	108.0	108.3	108.3	1.6	0
Surveying and drafting instruments, and associated equip. and laboratory furniture		3811-3	12/85	105.7	105.7	105.7	3.6	0
Drafting instrum. and machines, manual and auto., slide rules, etc., incl. parts sold sep		3811-334	12/85	(3)	(3)	(3)	(3)	(3)
Laboratory furniture, incl. cabinets, cases, benches, tables, stools, and reagent shelves		3811-338	12/85	111.8	111.8	111.8	5.2	0
Secondary products and miscellaneous receipts		3811-SM						
Secondary products		3811-S	12/85	119.9	121.0	118.4	2.2	-2.1
Other secondary products		3811-SSS	12/85	119.9	121.3	117.9	1.8	-2.8
Optical instruments and lenses		3832-S	12/85	123.4	(3)	(3)	(3)	(3)
Measuring and controlling instruments	382		12/84	116.0	116.5	116.8	3.7	.3
Environmental controls	3822		12/79	155.3	156.4	156.4	1.8	0
Primary products		3822-P	12/79	155.2	156.5	156.6	1.9	.1
Building environment comfort controls		3822-1	12/79	171.5	173.3	173.4	3.6	.1
Temperature responsive building controls		3822-121	12/79	163.1	165.0	165.1	3.4	.1
Temperature responsive, pneumatic		3822-12101	12/79	177.4	182.9	182.9	3.5	0
Temperature responsive, non-pneumatic		3822-12102	12/79	156.0	156.0	156.1	3.3	.1

See footnotes at end of table.

Digitized for FRASER
http://fraser.stlouisfed.org/
Federal Reserve Bank of St. Louis

Table 5. Producer price indexes for the net output of selected industries and their products—Continued

Industry and product[1]	Industry code	Product code	Index base	Index			Unadjusted percent change to Sep. 1990 from —	
				May 1990[2]	Aug. 1990[2]	Sep. 1990[2]	Sep. 1989	Aug. 1990
Environmental controls—Continued								
Miscellaneous automatic building comfort controls		3822-189	12/79	197.4	199.3	199.3	4.2	0
Appliance temperature and related controls, automatic		3822-2	12/79	115.0	114.9	115.0	.7	.1
Temperature responsive appliance controls		3822-211	12/79	114.6	114.3	114.5	.9	.2
Other appliance regulating controls		3822-215	12/79	115.6	115.7	115.9	.2	.2
Secondary products and miscellaneous receipts		3822-SM						
Secondary products		3822-S	12/79	158.3	158.0	157.1	.3	-.6
Industrial process control instruments	3823		06/83	125.7	126.4	126.6	2.5	.2
Primary products		3823-P	06/83	128.9	129.6	129.9	3.1	.2
General purpose/receiver-type instruments and related equipment		3823-1	06/83	123.5	124.6	124.6	3.4	0
Electronic systems: unified architecture		3823-103	06/83	124.9	128.0	128.0	4.7	0
Controllers		3823-10335	06/83	127.1	133.1	133.1	4.7	0
Non-control		3823-10336	06/83	126.2	126.2	126.2	4.7	0
Electronic systems: non-unified architecture		3823-104	06/88	110.1	110.2	110.2	3.5	0
Controllers		3823-10445	06/88	112.0	112.2	112.2	3.4	0
Non-control		3823-10446	06/88	111.7	111.7	111.7	4.9	0
Pneumatic systems (3 to 15 and 3 to 27 p.s.i. standard signals)		3823-106	06/83	119.5	122.4	122.4	4.3	0
Controllers		3823-10665	06/83	114.9	115.9	115.9	1.7	0
Temperature instruments, excluding receiver type		3823-2	06/83	134.4	134.4	134.4	2.1	0
Electrical and electronic measuring types		3823-201	06/83	130.7	130.7	130.7	1.8	0
Non-control		3823-20146	06/83	121.3	121.3	121.3	1.8	0
Mechanical measuring types: filled system		3823-202	06/83	141.1	(3)	(3)	(3)	(3)
Primary temperature sensors		3823-3	06/83	128.3	128.3	128.3	1.3	0
Thermocouples and thermocouple lead wire		3823-358	06/83	135.4	135.4	135.4	1.7	0
Primary temperature sensors other than thermocouples		3823-359	06/83	111.6	111.6	111.6	.1	0
Pressure and draft measuring instruments, excluding receiver-type		3823-4	06/83	118.4	118.9	119.2	1.9	.3
Controllers		3823-461	06/83	128.4	128.4	129.8	5.1	1.1
Non-control		3823-462	06/83	116.2	116.8	116.8	1.0	0
Flow and liquid level instruments		3823-5	06/83	120.8	122.1	123.0	4.4	.7
Differential pressure types		3823-501	06/83	120.9	121.9	123.5	4.1	1.3
Primary sensors		3823-50165	06/83	129.2	133.0	133.0	3.9	0
Controllers		3823-50166	06/83	130.8	131.0	133.3	2.8	1.8
Non-control		3823-50167	06/83	117.5	117.5	119.8	4.4	2.0
Electromagnetic, capacitance, and other electric/electronic types		3823-502	06/83	119.6	121.9	121.9	(3)	0
Controllers and non-control		3823-50271	06/83	116.9	119.2	119.2	(3)	0
Float and displacement instruments and associated elements		3823-504	06/83	126.1	129.5	130.4	9.1	.7
Turbine, mass-flow, and other types and associated elements		3823-505	06/83	121.8	121.8	121.8	8.4	0
Continuous process instruments for on-stream gas and liquid analysis		3823-7	06/83	117.3	119.2	119.2	3.5	0
Other industrial process instruments and parts for all industrial process instruments		3823-9	06/83	135.9	136.1	136.5	3.2	.3
Valve actuators and positioners, sold separately		3823-915	06/83	121.9	121.9	121.9	2.5	0
Other non-electronic industrial process instruments		3823-918	06/83	113.0	113.0	114.1	1.6	1.0
Parts, supplies, accessories, and other equipment n.e.c.		3823-999	06/83	159.8	160.3	160.6	5.2	.2
Secondary products and miscellaneous receipts		3823-SM						
Miscellaneous receipts		3823-M	06/83	102.6	102.6	102.6	-.9	0
Contract work and other miscellaneous receipts		3823-XY9	06/88	92.8	(3)	(3)	(3)	(3)
Resales		3823-Z89	06/83	128.3	128.3	(3)	(3)	(3)
Secondary products		3823-S	06/83	119.7	119.7	119.7	-1.7	0
Fluid meters and counting devices	3824		12/85	110.8	113.0	113.4	4.8	.4
Primary products		3824-P	12/85	112.3	113.9	114.4	5.0	.4
Integrating and totalizing meters for gas and liquid		3824-2	12/85	112.8	114.8	115.7	6.0	.8
Liquid meters, positive displacement with registers and counters		3824-23	12/85	113.1	115.1	114.9	4.4	-.2
Water meters, consumption registering		3824-234	12/85	108.2	111.1	110.8	4.7	-.3
Small meters, up to and including 1 inch		3824-23433	12/85	107.2	110.9	110.7	6.6	-.2
Large meters, over 2 inch		3824-23437	12/85	113.8	113.9	113.8	.4	-.1
Liquid fuel dispensing meters, excluding service station dispensing pumps		3824-241	12/85	114.4	115.8	116.0	3.3	.2
Other liquid meters; industrial bulk plants, pipeline, batching, treatment facilities		3824-288	12/85	126.2	126.2	126.2	4.6	0
Parts and components for gas and liquid meters (sold separately)		3824-29	12/85	108.1	(3)	115.1	(3)	(3)
Counting devices		3824-3	12/85	116.4	116.2	117.2	3.8	.9
Revolution counters, digital incl. totalizing, measuring wheels and vehicle operation registers		3824-36	12/85	123.9	123.5	124.7	3.6	1.0
Mechanical input		3824-361	12/85	120.5	119.3	122.9	4.3	3.0
Electronic input		3824-367	12/85	117.2	(3)	117.2	2.1	(3)
Motor vehicle instruments, except electric		3824-4	12/85	95.5	99.6	96.8	.8	-2.8
Speedometers for motor vehicles		3824-411	12/85	88.5	92.9	90.0	.3	-3.1
Other motor vehicle indicating instruments, except electric (fuel level, oil pressure, etc.)		3824-498	12/85	114.4	117.7	115.4	2.0	-2.0
Secondary products		3824-S	12/85	105.5	110.3	110.3	4.9	0
Instruments to measure electricity		3825-S	12/85	120.2	123.9	123.9	4.0	.0
Electrical measuring and integrating instruments	3825		12/83	117.5	117.9	118.3	5.2	.3
Primary products		3825-P	12/83	119.1	119.6	120.0	5.7	.3
Integrating instruments		3825-1	12/83	107.4	109.4	110.3	5.3	.8
Watt-hour meters, AC single phase (except combined types)		3825-112	12/83	105.1	107.5	110.0	7.3	2.3
Watt-hour meters, AC polyphase		3825-115	05/85	100.7	105.8	101.0	2.9	-4.5

See footnotes at end of table.

Digitized for FRASER
http://fraser.stlouisfed.org/
Federal Reserve Bank of St. Louis

Table 5. Producer price indexes for the net output of selected industries and their products—Continued

Industry and product[1]	Industry code	Product code	Index base	Index			Unadjusted percent change to Sep. 1990 from —	
				May 1990[2]	Aug. 1990[2]	Sep. 1990[2]	Sep. 1989	Aug. 1990
Electrical measuring and integrating instruments—Continued								
Demand meters, AC and combined demand and watt-hour or watt-hour and time switch meters		3825-135	08/84	94.0	96.9	96.8	7.1	-0.1
Parts for integrating meters sold separately and integrating-meter test equipment		3825-161	12/83	126.2	125.6	128.4	3.6	2.2
Test equipment for electrical and electronic components, circuits, equipment and motors		3825-2	12/83	121.2	122.2	122.2	6.0	0
Voltage, current, resistance, power and energy testing and measuring equipment		3825-21	12/83	141.9	142.6	142.6	12.2	0
Multimeters		3825-21A	12/83	114.3	116.6	116.6	3.8	0
Digital and digital/analog electronic multimeters		3825-21128	12/83	112.1	112.1	112.1	2.5	0
Other voltage, current or resistance measuring equipment (except panel meters)		3825-21B	12/83	160.3	160.3	160.3	16.8	0
Analog electronic and electrical, except panel		3825-21B1	12/83	189.3	189.3	189.3	35.4	0
Power and energy test and measurement equipment		3825-21C	12/83	119.1	(3)	119.1	3.9	(3)
Frequency or time interval measuring or counting equipment		3825-22A	12/83	109.7	109.7	109.7	-.4	0
Waveform measuring and analyzing equipment		3825-22B	12/83	138.5	140.8	140.8	8.4	0
Oscilloscopes		3825-2221	08/84	136.7	138.3	138.3	10.0	0
Other waveform measuring equipment (including spectrum analyzers & low frequency oscillographs		3825-2222	12/83	123.6	127.0	127.0	5.4	0
Signal generating equipment		3825-22C	12/83	115.8	115.8	115.8	1.8	0
Microwave (890 megagertz and above)		3825-22359	12/83	113.6	113.6	113.6	1.5	0
Multiple function test equipment		3825-24	12/83	98.2	98.5	98.4	2.4	-.1
Component part test sets		3825-24A	12/83	107.4	108.5	108.4	2.4	-.1
Automatic semiconductor test equipment		3825-24465	12/83	108.3	109.4	109.3	2.3	-.1
Equipment and subassembly test equipment (including loaded printed circuit board testers)		3825-245	12/83	112.2	112.2	112.2	9.1	0
Internal combustion engine characteristics testing and analysis equipment		3825-25539	12/83	101.9	101.9	102.4	1.3	.5
Standards and calibration equipment for testing and measuring instruments		3825-26672	12/83	137.5	137.5	137.5	3.2	0
Associated devices for test and measurement equipment (probes, decade boxes, shunts)		3825-26682	12/83	119.2	120.0	122.0	5.1	1.7
Network analysers & other communication test equipment		3825-26692	06/89	107.6	107.6	107.7	7.4	.1
Logic test, development & analysis equipment		3825-26693	06/89	118.7	120.7	120.7	(3)	0
Other test equipment, not elsewhere classified		3825-26698	12/83	118.4	120.5	120.4	5.8	-.1
Parts for test equipment		3825-26699	06/89	101.2	101.1	101.1	1.1	0
Electrical indicating and recording instruments		3825-3	12/83	116.9	112.9	116.2	3.7	2.9
Panel meters		3825-31	12/83	115.6	117.7	120.8	6.8	2.6
Analog, conventional indicator movement, generally + or - 2% accuracy		3825-312	12/83	123.7	127.0	131.7	9.8	3.7
Other indicating instruments except panel		3825-32	12/83	93.7	92.0	92.0	-1.8	0
Other indicating instruments including switchboard and portable, cased or uncased		3825-327	12/83	107.3	105.4	105.4	-1.8	0
Electrical recording instruments		3825-36	12/83	116.4	106.9	112.0	(3)	4.8
Other electrical recording instr (except potentiometer & bridge self balancing types)		3825-368	06/89	105.9	96.7	99.8	(3)	3.2
Secondary products and miscellaneous receipts		3825-SM						
Miscellaneous receipts		3825-M	03/87	111.5	111.5	111.5	3.9	0
Resales		3825-Z89	03/87	110.2	110.2	110.2	4.0	0
Secondary products		3825-S	12/83	104.8	104.8	104.8	1.6	0
Measuring and controlling devices, not elsewhere classified	3829		06/85	114.7	115.0	115.0	3.3	0
Primary products		3829-P	06/85	114.9	115.2	115.1	3.1	-.1
Aircraft engine instruments, except flight		3829-1	06/85	115.4	115.4	115.5	8.9	.1
Pressure ratio and pressure and vacuum sensors, transmitters, displays and controls		3829-148	06/85	120.4	120.4	120.6	6.1	.2
All other aircraft engine instruments, except flight, and parts and components therefor		3829-198	06/85	116.7	116.7	116.9	1.9	.2
Physical properties testing & inspection equipment, and kinematic testing & measuring equipment		3829-2	06/85	118.1	118.3	118.3	4.9	0
Physical properties testing equipment incl. hardness, stress, torsion, wear, strength & similar		3829-229	06/85	115.0	115.0	115.0	2.4	0
Electrical and electronic types (including components and parts sold separately)		3829-22933	06/85	114.5	114.5	114.5	1.9	.0
Other types (including components and parts sold separately)		3829-22935	06/85	118.5	118.6	118.6	6.8	0
Physical properties inspection equipment incl. flaw detection, thickness measuring and similar		3829-253	06/85	115.9	116.9	116.6	3.5	-.3
Electrical and electronic types (including components and parts sold separately)		3829-25357	06/85	117.7	118.7	118.3	4.5	-.3
Other types (including components and parts sold separately)		3829-25359	06/85	110.9	111.9	111.9	.6	0
Kinematic testing and measuring equipment (including components and parts sold separately)		3829-291	06/85	125.7	125.2	125.4	10.2	.2
Vibration testing and measuring equipment		3829-29192	06/85	132.8	131.9	131.9	12.8	0
Acceleration and all other kinematic testing and measuring equipment		3829-29193	06/85	107.7	(3)	109.0	2.9	(3)
Commercial, meteorological, and general purpose instruments		3829-3	06/85	120.8	121.8	121.8	1.1	0
Other commercial & industrial instruments, except aircraft, incl compasses, altimeters & parts		3829-333	06/85	118.5	120.5	120.4	4.1	-.1
Nuclear radiation detection and monitoring instruments		3829-4	06/85	108.7	108.7	108.7	1.7	0

See footnotes at end of table.

Digitized for FRASER
http://fraser.stlouisfed.org/
Federal Reserve Bank of St. Louis

Table 5. Producer price indexes for the net output of selected industries and their products—Continued

Industry and product[1]	Industry code	Product code	Index base	Index			Unadjusted percent change to Sep. 1990 from —	
				May 1990[2]	Aug. 1990[2]	Sep. 1990[2]	Sep. 1989	Aug. 1990
Measuring and controlling devices, not elsewhere classified—Continued								
Radiation detecting elements, including ion chambers and solid state detectors, sold separately		3829-402	06/85	106.4	106.4	106.4	2.7	0
Pulse analyzers, single and multichannel, including nuclear spectrometers		3829-422	06/85	116.6	116.6	(3)	(3)	(3)
Other nuclear radiation detection & monitoring instruments & parts & components sold separately		3829-439	06/85	105.8	105.8	105.8	2.1	0
Secondary products and miscellaneous receipts		3829-SM						
Miscellaneous receipts		3829-M	06/85	116.7	116.7	116.7	5.1	0
Resales		3829-Z89	06/85	93.6	93.6	93.6	3.2	0
Secondary products		3829-S	06/85	111.1	111.4	112.1	2.5	.6
Engineering and scientific devices		3811-S	06/85	134.9	134.9	134.9	3.4	0
Process control instruments		3823-S	06/85	108.9	109.3	109.3	2.5	0
Other secondary products		3829-SSS	06/85	108.5	108.8	109.3	1.8	.5
Optical and analytical instruments	383		12/85	109.1	107.1	107.1	1.1	0
Optical and analytical instruments	3832		12/85	109.1	107.1	107.1	1.1	0
Primary products		3832-P	12/85	109.9	109.1	109.1	2.7	0
Optical instruments, components, and lenses, except opthalmic		3832-5	12/85	115.8	115.8	115.8	6.2	0
Optical components, incl. mirrors, filters, gratings, coatings, prisms, etc.		3832-514	12/85	124.1	124.1	124.0	4.0	-.1
Unmounted lenses, except opthalmic focus lenses		3832-515	12/85	112.4	112.4	112.4	.9	0
Other optical instruments		3832-517	12/85	114.6	(3)	(3)	(3)	(3)
Analytical and scientific instruments (except optical)		3832-6	12/85	109.8	108.5	108.6	.7	.1
Chromatographic instruments		3832-63	12/85	113.0	114.1	114.1	3.7	0
Gas		3832-631	12/85	102.6	103.9	103.9	3.6	0
Liquid		3832-632	12/85	124.3	125.1	125.1	4.0	0
Spectrophotometric instruments		3832-64	12/85	125.2	125.2	125.2	4.7	0
Ultraviolet, visible and colorimeters		3832-644	12/85	125.6	(3)	125.6	5.6	(3)
Other, including near ultraviolet and Raman		3832-647	12/85	109.6	(3)	(3)	(3)	(3)
Thermal analysis instrum., incl. thermogravimetric analyzers, quantitative thermal analyzers		3832-651	12/85	102.9	102.9	102.9	0	0
Clinical laboratory instrumentation		3832-68	12/85	95.8	(3)	(3)	(3)	(3)
Parts, components, and accessories for analytical and scientific instruments sold separately		3832-696	12/85	128.4	128.6	128.6	-1.4	0
Secondary products and miscellaneous receipts		3832-SM						
Miscellaneous receipts		3832-M	12/85	(3)	(3)	(3)	(3)	(3)
Contract work and other miscellaneous receipts		3832-XY9	12/85	(3)	(3)	(3)	(3)	(3)
Other secondary products		3832-SSS	12/85	102.5	89.4	89.4	-13.5	0
Surgical, medical, and dental instruments and supplies	384		12/84	120.6	120.7	121.5	4.4	.7
Surgical and medical instruments and apparatus	3841		06/82	120.0	119.7	120.6	3.3	.8
Primary products		3841-P	06/82	119.5	119.0	120.0	2.7	.8
Surgical and medical instruments and apparatus, except furniture		3841-1	06/82	115.1	114.6	115.6	2.3	.9
Orthopedic instruments and apparatus, such as bone drills and bone plates		3841-115	06/82	(3)	155.6	160.7	10.3	3.3
Surgical instruments, including suture needles, and eye, ear, nose, and throat instruments		3841-116	12/89	104.3	104.1	104.6	(3)	.5
Diagnostic apparatus		3841-12	06/82	132.1	131.7	132.6	1.8	.7
Metabolism and blood pressure diagnostic apparatus		3841-121	06/82	(3)	(3)	136.6	.6	(3)
All other diagnostic apparatus		3841-124	06/82	131.6	131.2	132.3	(3)	.8
Syringes and needles		3841-14	06/82	104.3	104.1	104.1	(3)	0
All other syringes		3841-146	12/89	99.3	99.4	99.4	(3)	0
Blood transfusion and I.V. equipment		3841-182	06/82	119.9	119.9	122.3	3.2	2.0
Catheters		3841-186	06/82	116.3	116.6	116.7	1.5	.1
Other surgical and medical instruments		3841-189	06/82	112.4	110.8	112.2	1.0	1.3
Secondary products and miscellaneous receipts		3841-SM						
Miscellaneous receipts		3841-M	01/83	139.5	140.1	140.9	4.1	.6
Resales		3841-Z89	01/83	139.5	140.2	141.1	4.3	.6
Secondary products		3841-S	10/82	108.7	110.2	110.2	7.7	0
Other secondary products		3841-SSS	10/82	123.8	125.6	125.6	5.5	0
Surgical, orthopedic and prosthetic appliances and supplies	3842		06/83	133.5	133.7	134.9	5.1	.9
Primary products		3842-P	06/83	135.3	135.4	136.9	4.9	1.1
Surgical, orthopedic, and prosthetic appliances and supplies		3842-1	06/83	134.8	134.9	136.7	5.2	1.3
Surgical dressings		3842-1A	06/83	99.8	102.4	102.4	4.9	0
Adhesive plaster, medicated and non-medicated, and self-adhering bandages		3842-124	06/83	103.4	(3)	(3)	(3)	(3)
Other surgical dressings		3842-129	06/83	101.2	107.1	107.1	9.3	0
Surgical sponges		3842-12902	06/83	97.2	103.3	103.3	9.8	0
All other surgical dressings		3842-12904	06/83	116.7	116.7	116.7	4.0	0
Surgical, orthopedic and prosthetic appliances and supplies except surgical dressings		3842-1B	06/83	150.9	150.1	152.7	5.3	1.7
Orthopedic appliances (braces), including parts		3842-111	06/83	215.4	216.4	217.5	4.4	.5
Disposable surgical drapes, including O/B and O/R packs		3842-131	06/83	105.9	105.9	106.9	2.8	.9
Disposable incontinent pads, bed pads, and adult diapers		3842-132	06/83	(3)	131.6	132.4	(3)	.6
Artificial limbs (prosthetic), including parts		3842-135	06/83	160.2	160.2	162.8	4.2	1.6
Elastic braces, suspensories, stockings, and other elastic supports		3842-141	06/83	105.8	105.1	106.7	3.1	1.5

See footnotes at end of table.

Digitized for FRASER
http://fraser.stlouisfed.org/
Federal Reserve Bank of St. Louis

Table 5. Producer price indexes for the net output of selected industries and their products—Continued

Industry and product[1]	Industry code	Product code	Index base	Index			Unadjusted percent change to Sep. 1990 from —	
				May 1990[2]	Aug. 1990[2]	Sep. 1990[2]	Sep. 1989	Aug. 1990
Surgical, orthopedic and prosthetic appliances and supplies—Continued								
Arch supports and other foot appliances		3842-145	06/83	106.9	(3)	(3)	(3)	(3)
Crutches, canes and other walking assistance devices		3842-181	08/83	121.6	121.6	125.2	6.2	3.0
Splints and trusses		3842-182	06/83	133.5	133.5	133.5	2.5	0
Wheel chairs		3842-183	06/83	154.2	(3)	(3)	(3)	(3)
Therapeutic appliances and supplies, excl. electromedical		3842-186	06/89	107.7	107.7	107.7	7.7	0
Surgical implants		3842-197	06/83	153.7	154.3	156.6	5.0	1.5
Other surgical, orthopedic, and prosthetic appliances and supplies		3842-199	06/89	106.0	105.8	106.5	6.2	.7
Personal industrial safety devices		3842-3	06/83	139.4	139.5	139.5	3.9	0
Respiratory protection equipment, including gas, abrasive and canister masks		3842-311	06/83	145.2	144.8	144.9	5.2	.1
Other personal safety devices		3842-371	06/83	126.0	127.7	127.2	2.7	-.4
Safety hats		3842-37102	10/83	127.5	128.7	128.7	1.7	0
All other personal safety devices		3842-37103	06/83	123.1	125.0	124.2	3.7	-.6
Electronic hearing aids		3842-4	06/83	110.7	113.6	113.6	3.6	0
Electronic hearing aids		3842-413	06/83	110.7	113.6	113.6	3.6	0
Secondary products and miscellaneous receipts		3842-SM						
Miscellaneous receipts		3842-M	07/88	113.2	113.2	113.2	5.6	0
Contract work and other miscellaneous receipts		3842-XY9	06/89	(3)	106.4	106.4	(3)	0
Resales		3842-Z89	07/88	113.0	113.0	113.0	5.8	0
Secondary products		3842-S	06/83	127.1	127.9	128.7	5.7	.6
Surgical and medical instruments and apparatus		3841-S	06/83	127.3	129.1	131.8	6.5	2.1
All other secondary products		3842-SSS	06/83	127.3	127.7	127.7	5.3	0
Dental equipment and supplies	3843		06/85	117.8	120.1	119.4	5.9	-.6
Primary products		3843-P	06/85	118.3	120.5	119.5	4.7	-.8
Dental casting metals		3843-1	06/85	103.5	107.3	(3)	(3)	(3)
Precious dental casting metals		3843-111	06/85	103.1	(3)	(3)	(3)	(3)
Dental gold alloys		3843-11101	06/85	101.3	(3)	(3)	(3)	(3)
Other precious dental casting alloys		3843-11102	06/85	108.8	(3)	(3)	(3)	(3)
Denture materials		3843-2	06/85	142.2	142.2	142.2	3.8	0
Denture base materials		3843-241	06/85	(3)	(3)	(3)	(3)	(3)
Dental professional and laboratory equipment		3843-3	06/85	121.5	121.5	121.5	5.0	0
Dental professional equipment		3843-301	06/85	121.0	121.0	121.0	4.6	0
Dental chairs		3843-30142	06/85	125.4	125.4	125.4	8.9	0
Instrument delivery systems		3843-30143	06/85	124.6	124.6	124.6	5.3	0
Dental hand pieces		3843-30144	06/85	116.8	(3)	116.8	2.4	(3)
Other dental professional equipment, including sterilizers, except X-ray		3843-30145	06/85	116.6	116.6	116.6	1.7	0
Dental supplies		3843-4	06/85	118.4	121.9	119.7	5.0	-1.8
Dental materials		3843-401	06/85	119.8	125.4	119.0	3.1	-5.1
Alloys for amalgams		3843-40121	06/85	110.4	125.6	110.4	2.0	-12.1
Waxes, dental gypsums and other consumable supplies		3843-40173	06/85	117.2	117.2	117.2	2.6	0
Dental instruments		3843-402	06/85	114.8	114.8	114.8	5.6	0
Dental hand instruments		3843-40257	06/85	110.4	110.4	110.4	6.1	0
Other dental supplies		3843-498	06/85	118.6	121.8	121.7	6.1	-.1
X-ray and other irradiation apparatus	3844		06/90	(3)	100.8	100.7	(3)	-.1
Primary products		3844-P	06/85	99.4	101.9	101.8	-3.2	-.1
Medical X-ray equipment		3844-1	06/90	(3)	100.1	100.1	(3)	0
Diagnostic medical X-ray equipment		3844-111	06/90	(3)	100.3	100.3	(3)	0
Other diagnostic X-ray equipment		3844-11109	06/90	(3)	100.3	100.3	(3)	0
Irradiation apparatus, except medical		3844-2	06/90	(3)	101.4	101.3	(3)	-.1
Industrial and scientific X-ray equipment		3844-212	06/90	(3)	111.5	111.2	(3)	-.3
X-ray equipment accessories		3844-213	06/85	122.4	122.4	122.4	(3)	0
X-ray tubes sold seperately		3844-214	06/90	(3)	100.0	100.0	(3)	0
Parts for X-ray equipment, sold seperately		3844-215	11/85	(3)	122.5	122.1	(3)	-.3
Secondary products and miscellaneous receipts		3844-SM						
Secondary products		3844-S	06/90	(3)	100.0	100.0	(3)	0
Electromedical equipment	3845		06/85	102.8	103.1	103.2	-1.2	.1
Primary products		3845-P	06/85	102.8	102.4	102.5	.6	.1
Diagnostic electromedical equipment		3845-1	06/85	93.8	93.8	93.8	0	0
Electrocardiograph		3845-101	06/85	101.7	101.7	101.7	0	0
Ultrasonic scanning devices		3845-104	06/85	86.9	86.9	86.9	0	0
Magnetic resonance imaging equipment		3845-108	06/90	(3)	100.0	100.0	(3)	0
All other diagnostic electromedical equipment		3845-109	06/85	102.0	(3)	102.0	0	(3)
Electrotherapeutic equipment		3845-2	06/85	98.7	96.5	97.6	-2.1	1.1
Pacemakers		3845-201	06/85	98.5	98.3	96.8	-3.5	-1.5
All other electrotherapeutic equipment		3845-209	06/85	(3)	104.1	108.6	(3)	4.3
Patient monitoring equipment		3845-3	06/85	105.6	106.7	106.2	2.0	-.5
Intensive/coronary care units, including component modules		3845-301	06/85	(3)	105.7	104.8	(3)	-.9
All other patient monitoring equipment		3845-309	06/85	107.1	108.0	108.0	3.6	0
Parts and accessories for electromedical and electrotherapeutic equipment		3845-5	06/85	(3)	126.3	127.2	6.1	.7
Opthalmic goods	385		12/83	117.3	117.3	117.1	.7	-.2
Ophthalmic goods	3851		12/83	117.3	117.3	117.1	.7	-.2
Primary products		3851-P	12/83	115.4	115.4	115.1	.7	-.3

See footnotes at end of table.

Digitized for FRASER
http://fraser.stlouisfed.org/
Federal Reserve Bank of St. Louis

Table 5. Producer price indexes for the net output of selected industries and their products—Continued

Industry and product[1]	Industry code	Product code	Index base	Index			Unadjusted percent change to Sep. 1990 from —	
				May 1990[2]	Aug. 1990[2]	Sep. 1990[2]	Sep. 1989	Aug. 1990
Ophthalmic goods—Continued								
Ophthalmic fronts and temples		3851-1	12/83	143.5	143.5	143.5	2.2	0
Glass ophthalmic focus lenses		3851-2	12/83	98.5	98.5	98.5	-.1	0
Single vision glass lenses		3851-231	12/83	106.4	106.4	106.4	-6.5	0
Bifocal glass lenses		3851-241	12/83	93.9	93.9	93.9	3.3	0
Plastic ophthalmic focus lenses		3851-3	12/83	102.2	102.2	102.2	.8	0
Single vision plastic lenses		3851-325	12/83	101.1	101.1	101.1	-.6	0
Multifocal plastic lenses		3851-327	12/83	103.0	103.0	103.0	1.8	0
Contact lenses		3851-4	12/83	93.0	(3)	91.3	-2.5	(3)
Soft contact lenses		3851-413	12/83	81.1	(3)	79.7	-2.6	(3)
Other ophthalmic goods		3851-5	12/83	121.5	121.5	121.5	1.2	0
Industrial eye protectors and parts thereof		3851-541	12/83	147.7	147.7	147.7	5.8	0
Other ophthalmic goods and accessories		3851-592	12/83	118.8	118.8	118.8	0	0
Secondary products and miscellaneous receipts		3851-SM						
Secondary products		3851-S	12/83	128.3	128.3	128.3	.5	0
Other secondary products		3851-SSS	12/83	128.3	128.3	128.3	.5	0
Photographic equipment and supplies	386		12/83	112.2	112.5	112.5	2.3	0
Photographic equipment and supplies	3861		12/83	112.2	112.5	112.5	2.3	0
Primary products		3861-P	12/83	111.2	111.3	111.4	1.9	.1
Still picture equipment		3861-1	12/83	120.9	120.9	121.4	4.8	.4
Still cameras		3861-101	12/83	106.8	107.0	107.0	.7	0
Commercial finishing and processing equipment		3861-103	12/83	143.6	(3)	144.5	4.3	(3)
All other still picture equipment and accessories		3861-104	12/83	126.3	125.7	126.8	5.9	.9
Motion picture equipment		3861-2	12/83	118.7	119.9	119.9	2.8	0
Other motion picture equipment and accessories, including all projection screens		3861-204	12/83	129.0	134.6	134.6	9.3	0
Microfilming, blueprinting, brownprinting, and whiteprinting equipment		3861-4	12/83	126.9	(3)	(3)	(3)	(3)
Prepared photographic chemicals		3861-5	12/83	118.3	118.3	118.3	1.9	0
Office copy toners		3861-501	12/83	97.8	97.8	97.8	1.9	0
All other prepared photographic chemicals		3861-502	12/83	133.7	133.7	133.7	2.0	0
Sensitized silver halide materials, except x-ray		3861-6	12/83	112.7	112.5	112.5	1.0	0
Silver halide film, plates, and slides		3861-601	12/83	117.9	117.9	117.9	1.6	0
Sensitized materials, non-silver halide type		3861-7	12/83	125.9	129.4	129.4	4.2	0
Diazo type materials		3861-701	12/83	(3)	(3)	(3)	(3)	(3)
Secondary products and miscellaneous receipts		3861-SM						
Secondary products		3861-S	12/83	127.0	128.4	128.4	5.0	0
Watches, clocks and watchcases	387		06/83	109.7	110.2	109.8	1.5	-.4
Watches, clocks, and watchcases	3873		06/83	109.7	110.2	109.8	1.5	-.4
Primary products		3873-P	06/83	106.4	106.8	106.3	.6	-.5
Clocks, timing mechanisms, time switches, clock movements, clock cases and parts		3873-1	06/83	115.0	115.5	114.3	.1	-1.0
Clocks with mechanical movement		3873-11	06/83	114.6	118.2	111.5	-5.1	-5.7
All other household clocks, except alarm		3873-113	06/83	122.6	126.4	119.3	-5.1	-5.6
Clocks with other time base		3873-12	06/83	112.5	112.6	112.6	2.4	0
Household wall clocks, except alarm		3873-122	06/83	123.3	122.4	122.4	5.5	.0
All other household clocks, except alarm		3873-123	07/83	116.0	116.0	(3)	(3)	(3)
All other complete clocks		3873-125	12/89	101.4	102.4	102.4	(3)	0
Timing mechanisms, not for timepiece use, excluding time recording and time stamping machines		3873-15	06/83	118.1	117.9	117.9	1.6	0
Household timing mechanisms		3873-153	06/83	117.3	117.1	117.1	(3)	0
Complete clock movements		3873-16	12/89	99.6	(3)	97.8	(3)	(3)
Timers & switch clocks w/clock or watch movement or module for timepiece use, w/dial or display		3873-18	10/83	100.7	100.7	101.0	(3)	.3
Clock cases, case parts and other clock parts, exc. timing motors		3873-19	06/83	114.2	(3)	116.5	(3)	(3)
Watches and watch parts		3873-2	12/89	100.3	100.5	100.5	(3)	0
Watches with imported movements or modules		3873-204	06/83	108.1	108.4	108.4	1.3	0
Secondary products and miscellaneous receipts		3873-SM						
Miscellaneous receipts		3873-M	06/83	127.8	127.8	127.8	(3)	0
Resales		3873-Z89	06/83	127.8	127.8	127.8	(3)	0
Secondary products		3873-S	06/83	115.2	118.5	118.9	(3)	.3
Miscellaneous manufacturing industries	39		12/85	114.6	115.3	115.3	2.5	0
Jewelry, silverware, and plated ware	391		12/85	118.5	120.8	119.5	2.9	-1.1
Jewelry, precious metal	3911		12/85	119.2	121.5	119.9	3.6	-1.3
Primary products		3911-P	12/85	119.6	122.2	120.5	4.1	-1.4
Jewelry made of platinum metals and karat gold		3911-1	12/85	121.8	124.9	122.9	4.5	-1.6
Rings, complete		3911-111	12/85	121.2	124.9	122.1	4.0	-2.2
Fraternal, college, and school rings		3911-11111	12/85	128.7	(3)	(3)	(3)	(3)
Wedding rings		3911-11112	12/85	120.3	124.8	124.0	6.2	-.6
Other rings		3911-11114	12/85	117.5	120.9	119.5	7.9	-1.2
Ring mountings		3911-115	12/85	106.9	107.6	107.6	.5	0
Women's and children's jewelry, excl. watch attachments and rings		3911-131	12/85	128.0	129.2	128.8	6.3	-.3
Jewelry made of precious metals, except platinum metals and karat gold		3911-2	12/85	110.9	112.0	111.2	2.3	-.7

See footnotes at end of table.

Digitized for FRASER
http://fraser.stlouisfed.org/
Federal Reserve Bank of St. Louis

Table 5. Producer price indexes for the net output of selected industries and their products—Continued

Industry and product[1]	Industry code	Product code	Index base	Index			Unadjusted percent change to Sep. 1990 from —	
				May 1990[2]	Aug. 1990[2]	Sep. 1990[2]	Sep. 1989	Aug. 1990
Jewelry, precious metal—Continued								
Women's and children's jewelry, excl. watch attachments and rings		3911-231	12/85	113.8	115.0	114.1	2.3	-0.8
Secondary products and miscellaneous receipts		3911-SM						
Miscellaneous receipts		3911-M	12/85	113.9	113.9	113.9	.3	0
Contract work and other miscellaneous receipts		3911-XY9	12/85	115.1	115.1	115.1	1.2	0
Secondary products		3911-S	12/85	116.9	117.0	115.8	.1	-1.0
Other secondary products		3911-SSS	12/85	112.4	112.5	111.3	-.3	-1.1
Silverware, plated ware and stainless steel ware	3914		06/85	126.4	129.8	129.4	-.4	-.3
Primary products		3914-P	06/85	126.8	130.7	130.2	-.7	-.4
Holloware, including ecclesiastical ware, novelties, trophies, and other plated ware		3914-1	06/85	133.4	136.2	135.1	2.5	-.8
Sterling silver		3914-111	06/85	151.6	151.6	152.5	2.2	.6
Electrosilver plated		3914-131	06/85	133.3	138.7	136.0	2.5	-1.9
Pewter		3914-153	06/85	112.0	112.1	112.8	2.6	.6
All other holloware, including unplated and plated with metal other than silver or pewter		3914-166	06/85	128.2	128.2	128.2	3.1	0
Flatware and carving sets made wholly of metal		3914-2	06/85	121.4	126.3	126.3	-3.4	0
Sterling silver		3914-211	06/85	133.8	147.9	147.9	-9.6	0
Stainless steel		3914-255	06/85	107.5	106.7	106.7	-.4	0
Secondary products and miscellaneous receipts		3914-SM						
Secondary products		3914-S	06/85	122.0	122.0	122.0	3.3	0
Jewelers' materials and lapidary work	3915		06/85	107.5	107.9	108.1	3.1	.2
Primary products		3915-P	06/85	107.3	107.8	108.1	3.1	.3
Jewelers' findings and materials		3915-1	06/85	115.6	116.5	116.8	4.3	.3
Jewelers' findings, such as joints, pins, clasps and other unassembled products		3915-113	06/85	107.5	107.7	108.1	2.1	.4
Machine chain		3915-131	06/85	134.3	137.1	137.1	8.0	0
Secondary products and miscellaneous receipts		3915-SM						
Secondary products		3915-S	06/85	116.4	116.5	116.5	6.1	0
Other secondary products		3915-SSS	06/85	120.8	120.8	120.8	7.0	0
Musical instruments	393		06/85	119.5	119.5	120.0	2.5	.4
Musical instruments	3931		06/85	119.5	119.5	120.0	2.5	.4
Primary products		3931-P	06/85	118.6	118.6	119.1	2.8	.4
Pianos		3931-1	06/85	125.3	125.3	125.3	4.3	0
Verticals, uprights or consoles, over 37 inches in height		3931-115	06/85	122.8	122.8	122.8	3.5	0
Piano and organ parts		3931-3						
Piano parts and materials, except benches		3931-311	06/85	124.6	(3)	(3)	(3)	(3)
Other musical instruments		3931-4	06/85	125.6	125.7	125.7	3.3	0
Secondary products and miscellaneous receipts		3931-SM						
Toys and amusement, sporting, and athletic goods	394		12/85	112.8	113.4	113.5	2.2	.1
Dolls	3942		12/85	106.2	106.2	106.2	6.2	0
Primary products		3942-P	12/85	106.9	106.9	106.9	7.0	0
Dolls and stuffed toy animals		3942-1	12/85	106.9	106.9	106.9	7.0	0
Stuffed dolls		3942-111	12/85	94.6	94.6	94.6	12.6	0
Dolls, complete, 13 inches and under, except stuffed dolls		3942-113						
Stuffed toy animals		3942-121	12/85	102.2	102.2	102.2	7.2	0
Games, toys, and children's vehicles, except dolls and bicycles	3944		06/85	113.7	114.0	114.1	1.3	.1
Primary products		3944-P	06/85	114.4	114.4	114.7	1.3	.3
Games, excluding toys and hobbies		3944-1	06/85	115.2	114.7	115.4	2.2	.6
Board games		3944-101	06/85	120.1	120.1	120.1	4.0	0
Children's board games (under 12 years)		3944-10181	06/85	111.7	111.7	111.7	1.4	0
Sports-oriented action and skill games		3944-185	06/85	118.4	(3)	(3)	(3)	(3)
Other games		3944-195	06/85	116.4	116.4	116.4	.6	0
Baby carriages and children's vehicles, except bicycles		3944-3	06/85	113.1	113.1	113.1	(3)	0
Toys, excluding games and hobbies		3944-4	06/85	112.8	113.0	113.3	1.0	.3
Non-powered trans. toys, nonriding, excl model kits, units sold without accessories		3944-401	06/85	105.5	105.3	105.5	5.0	.2
Plastic, over 6 inches in length		3944-40121	06/85	108.1	108.0	108.0	1.4	0
Other, over 6 inches in length		3944-40123	06/85	102.6	102.2	102.6	9.5	.4
Sets, (sold with accessories)		3944-40128	06/85	107.9	107.7	107.7	3.9	0
Infants toys, n.e.c.		3944-431	06/85	116.1	116.1	116.1	.9	0
Pre-school toys, n.e.c., excluding infant toys		3944-433	06/85	115.5	116.8	117.1	-2.7	.3
Pre-school playsets		3944-435	06/85	119.1	119.1	119.1	.9	0
Toy guns, gun sets, and rifles		3944-437	06/85	113.0	112.8	112.6	.5	-.2
Housekeeping and cooking toys, including tea sets and play tools		3944-443	06/85	125.9	125.0	125.9	6.8	.7
Other toys not listed above		3944-498	06/85	114.6	114.4	114.8	2.0	.3
Hobbies, models: crafts and stru. kits, sets, & individual units; scientific equip., kit or set		3944-5	06/85	119.2	119.2	119.2	.8	0
Operating models		3944-512	06/85	127.5	127.5	127.5	-3.4	0
Operating cars, boats, planes, and other models in individual units, kits, and sets		3944-51213	06/85	127.5	127.5	127.5	-3.4	0
Crafts: kits and supplies individually packaged or in bulk, excluding glass beads		3944-523	06/85	114.3	114.3	114.3	2.9	0

See footnotes at end of table.

Digitized for FRASER
http://fraser.stlouisfed.org/
Federal Reserve Bank of St. Louis

Table 5. Producer price indexes for the net output of selected industries and their products—Continued

Industry and product[1]	Industry code	Product code	Index base	Index			Unadjusted percent change to Sep. 1990 from —	
				May 1990[2]	Aug. 1990[2]	Sep. 1990[2]	Sep. 1989	Aug. 1990
Games, toys, and children's vehicles, except dolls and bicycles—Continued								
Secondary products and miscellaneous receipts		3944-SM						
Secondary products		3944-S	06/85	106.9	108.1	108.1	1.5	0
Other secondary products		3944-SSS	06/85	106.6	106.6	106.6	2.5	0
Sporting and athletic goods, n.e.c.	3949		12/85	113.9	114.9	114.8	3.1	-.1
Primary products		3949-P	12/85	113.0	114.2	114.2	2.4	0
Fishing tackle and equipment		3949-1	12/85	112.2	113.2	115.3	3.9	1.9
Fishing tackle		3949-11	12/85	115.7	116.6	118.8	2.7	1.9
Fishing reels		3949-115	12/85	115.8	116.5	120.7	4.2	3.6
Fishing equipment		3949-12	12/85	109.5	110.6	112.5	4.7	1.7
Casting plugs, spinners, and spoons; flies, lures, and similar artificial baits		3949-124	12/85	101.3	103.3	104.9	4.8	1.5
Other fishing equipment, including creels, fish and bait buckets, floats, sinkers		3949-128	12/85	119.3	119.3	121.6	4.8	1.9
Golf equipment		3949-2	12/85	113.4	114.8	114.5	2.6	-.3
Golf balls		3949-231	12/85	105.8	107.4	107.0	2.8	-.4
Golf clubs		3949-242	12/85	113.6	115.1	114.8	3.6	-.3
Irons		3949-24241	12/85	114.7	115.5	114.6	4.0	-.8
Woods		3949-24245	12/85	111.5	114.4	115.4	3.2	.9
Playground, gymnasium, and gymnastic equipment		3949-4	12/85	109.3	113.2	110.9	.6	-2.0
Health, physical fitness, and exercising equipment, including barbells and dumbbells		3949-467	12/85	100.9	99.8	99.8	-1.1	0
Other sporting and athletic goods		3949-5	12/85	113.9	114.5	114.5	2.4	0
Bowling alleys and supplies		3949-522	12/85	110.0	110.3	110.3	.3	0
Underwater sports and skin diving equipment, such as aqualungs, face masks, fins		3949-577	12/85	135.0	135.0	135.6	6.2	.4
Lawn tennis equipment		3949-581	12/85	104.9	104.9	104.9	.7	0
Other sporting and athletic goods, including table tennis, water skiing, skeet, badminton		3949-598	12/85	121.0	121.7	121.7	1.1	0
Secondary products and miscellaneous receipts		3949-SM						
Miscellaneous receipts		3949-M	12/85	117.8	117.7	117.7	6.6	0
Resales		3949-Z89	12/85	117.8	117.7	117.7	6.6	0
Secondary products		3949-S	12/85	120.6	120.6	120.6	7.3	0
Pens, pencils, and other office and artists' materials	395		12/85	114.3	115.1	114.7	3.2	-.3
Pens, mechanical pencils, and parts	3951		12/85	114.5	115.3	114.9	2.9	-.3
Primary products		3951-P	12/85	114.8	115.4	115.2	3.5	-.2
Ball point pens, complete, including roller pens		3951-2	12/85	115.9	116.1	115.8	2.8	-.3
Refillable		3951-212	12/85	119.9	120.2	119.8	4.1	-.3
Non-refillable		3951-214	12/85	107.3	107.3	107.3	-.2	0
Soft-tip pens (fine point marker)		3951-3	12/85	101.3	101.3	101.3	.1	0
Pen and mechanical pencil parts & refill cartridges		3951-7	12/85	108.2	111.6	108.6	.4	-2.7
Refill ink cartridges for ball point pens		3951-717	12/85	107.8	(3)	(3)	(3)	(3)
Secondary products and miscellaneous receipts		3951-SM						
Miscellaneous receipts		3951-M	12/85	117.1	119.2	116.4	-2.0	-2.3
Secondary products		3951-S	12/85	111.8	(3)	(3)	(3)	(3)
Lead pencils and art goods	3952		12/85	117.7	118.2	118.1	5.4	-.1
Primary products		3952-P	12/85	117.9	118.5	118.4	6.5	-.1
Wood-cased pencils, crayons, and chalk		3952-1	12/85	108.1	108.1	108.1	7.8	0
Pencils		3952-111	12/85	(3)	(3)	(3)	(3)	(3)
Black graphite pencils		3952-11111	12/85	(3)	(3)	(3)	(3)	(3)
Crayons and chalk, except artists'		3952-113	12/85	125.2	125.2	125.2	6.3	0
Artists' equipment and supplies		3952-2	12/85	122.5	123.5	123.3	5.9	-.2
Artists' equipment, including airbrushes, drawing tables and other equipment		3952-211	12/85	124.6	124.9	124.6	6.5	-.2
Other art materials, including modeling clay, chalk and water colors		3952-213	12/85	119.7	121.5	121.5	5.2	0
Secondary products and miscellaneous receipts		3952-SM						
Secondary products		3952-S	12/85	120.8	121.3	120.8	3.2	-.4
Marking devices	3953		12/85	115.3	115.4	115.4	3.9	0
Primary products		3953-P	12/85	114.4	114.6	114.6	2.3	0
Rubber and vinyl stamps		3953-1	12/85	118.9	119.2	119.2	3.4	0
Hand stamps		3953-113	12/85	115.7	116.1	116.1	4.5	0
Mechanical hand stamps		3953-2	12/85	125.7	126.4	126.4	3.7	0
Self-inkers, including daters		3953-223	12/85	125.2	126.6	126.6	3.6	0
Time and numbering stamps		3953-225	12/85	126.5	126.5	126.5	6.6	0
Embossing seals		3953-3	12/85	115.6	115.6	115.6	6.9	0
Notary		3953-313	12/85	108.4	108.4	108.4	3.4	0
Metal hand stamps		3953-4	12/85	116.4	116.4	116.4	1.4	0
Steel embossing and incising heads and dies		3953-435	12/85	124.9	124.9	124.9	-2.9	0
Other marking devices		3953-5	12/85	104.9	104.9	105.0	.8	.1
Other marking devices, n.e.c.		3953-598	12/85	111.4	111.4	111.6	4.4	.2
Secondary products and miscellaneous receipts		3953-SM						
Miscellaneous receipts		3953-M	12/85	(3)	(3)	(3)	(3)	(3)
Secondary products		3953-S	12/85	118.6	118.6	118.6	2.9	0
Carbon paper and inked ribbons	3955		12/85	110.2	111.7	111.1	2.3	-.5

See footnotes at end of table.

Digitized for FRASER
http://fraser.stlouisfed.org/
Federal Reserve Bank of St. Louis

Table 5. Producer price indexes for the net output of selected industries and their products—Continued

Industry and product[1]	Industry code	Product code	Index base	Index			Unadjusted percent change to Sep. 1990 from —	
				May 1990[2]	Aug. 1990[2]	Sep. 1990[2]	Sep. 1989	Aug. 1990
Carbon paper and inked ribbons—Continued								
Primary products		3955-P	12/85	110.6	112.1	111.5	2.4	-0.5
Inked ribbons		3955-1	12/85	101.5	99.3	99.3	-.8	0
Typewriter film ribbons		3955-114	12/85	87.1	86.0	86.0	-1.8	0
Computer ribbons		3955-117	12/85	98.7	98.7	98.7	1.2	0
Other inked ribbons		3955-119	12/85	114.8	114.5	114.5	.6	0
Carbon and stencil paper		3955-2	12/85	119.7	125.1	123.9	5.1	-1.0
Coated carbon paper, one time		3955-231	12/85	118.1	123.3	123.3	5.3	0
Costume jewelry, costume novelties, buttons, and miscellaneous notions	396		12/85	110.4	111.5	111.4	2.2	-.1
Costume jewelry and costume novelties, except precious metal	3961		06/85	112.1	114.0	113.8	2.7	-.2
Primary products		3961-P	06/85	109.8	112.1	111.8	2.6	-.3
Costume jewelry and costume novelties made of base metal, whether electroplated or not		3961-1	06/85	110.8	112.4	112.1	2.0	-.3
Men's jewelry, excluding watch attachments and rings		3961-112	06/85	121.5	126.4	126.4	-1.4	0
Women's and children's jewelry and novelties, excluding watch attachments and rings		3961-113	06/85	109.1	110.3	110.0	2.8	-.3
Secondary products and miscellaneous receipts		3961-SM						
Secondary products		3961-S	06/85	123.8	123.8	123.8	3.2	0
Artificial flowers	3962		12/85	119.1	119.2	119.2	1.2	0
Primary products		3962-P	12/85	114.5	114.7	114.7	.8	0
Artificial flowers, feathers and plumes		3962-2	12/85	115.2	115.5	115.5	1.1	0
Artificial and preserved flowers and plants		3962-221	12/85	117.6	117.9	117.9	-1.3	0
Plastic type		3962-22115	12/85	108.8	108.8	(3)	(3)	(3)
Other materials		3962-22117	12/85	124.1	124.6	124.6	-2.1	0
Secondary products and miscellaneous receipts		3962-SM						
Secondary products		3962-S	12/85	169.2	169.2	169.2	4.8	0
Buttons	3963		12/85	115.0	116.2	116.5	1.1	.3
Primary products		3963-P	12/85	110.9	112.2	112.6	1.4	.4
Buttons and parts, except for precious or semiprecious metals and stones		3963-1	12/85	110.9	112.2	112.6	1.4	.4
Plastic		3963-131	12/85	105.8	105.8	105.8	-1.8	0
Polyester		3963-13141	12/85	107.6	107.6	107.6	-2.2	0
Other buttons, fabric covered, wood, bone and hoof, vegetable, ivory, leather, pearl or shell		3963-198	12/85	134.9	134.9	138.4	5.6	2.6
Secondary products and miscellaneous receipts		3963-SM						
Needles, pins, and fasteners	3964		12/85	113.0	113.1	113.1	2.2	0
Primary products		3964-P	12/85	113.1	113.3	113.2	2.2	-.1
Zippers and slide fasteners		3964-1	12/85	115.5	115.5	115.2	2.9	-.3
Plastic zippers and slide fasteners		3964-111	12/85	104.1	104.1	104.1	.1	0
Other plastics		3964-11118	12/85	117.2	116.9	116.5	.9	-.3
Metal zippers and slide fasteners		3964-121	12/85	124.3	124.4	123.9	5.0	-.4
Brass		3964-12118	12/85	104.2	104.5	103.3	-4.7	-1.1
Needles, pins, fasteners, and similar notions		3964-2	12/85	110.3	110.6	110.9	1.3	.3
Buckles		3964-221	12/85	123.5	124.3	125.9	2.6	1.3
Metal buckles for wearing apparel, incl. fabric covered		3964-22117	12/85	125.0	125.9	127.5	2.1	1.3
Other fasteners and apparel trimming, incl. tape fasteners		3964-231	12/85	111.0	111.5	111.6	2.5	.1
Secondary products and miscellaneous receipts		3964-SM						
Secondary products		3964-S	12/85	113.9	113.9	113.9	2.2	0
Miscellaneous manufacturing industries	399		12/85	114.3	114.4	114.9	2.5	.4
Brooms and brushes	3991		12/85	111.8	111.7	110.8	.3	-.8
Primary products		3991-P	12/85	112.7	112.5	112.6	1.2	.1
Brooms		3991-1	12/85	109.9	109.5	109.5	.5	0
Household floor brooms		3991-111	12/85	110.6	110.3	110.3	1.1	0
Other brooms (industrial, whisk, toy, hearth, street, stable, etc.)		3991-112	12/85	109.4	108.9	108.9	.1	0
Paint and varnish brushes and rollers		3991-2	12/85	112.2	113.5	113.5	1.6	0
Whitewash, kalsomine, paperhanging, marking, and stenciling brushes		3991-211	12/85	113.5	114.0	114.0	1.2	0
Pure bristle		3991-21115	12/85	109.7	111.2	111.2	1.6	0
Synthetic bristle and other materials, including mixtures		3991-21116	12/85	115.5	115.5	115.5	.9	0
Paint rollers, roller frames, replacement rollers, and paint pads		3991-212						
Replacement rollers		3991-21217	12/85	110.9	113.6	113.6	2.7	0
Other brushes		3991-3	12/85	113.7	112.5	112.7	1.0	.2
Personal brushes		3991-311	12/85	115.8	111.8	111.9	-2.4	.1
Other, including shaving brushes		3991-31117	12/85	100.2	100.2	100.2	1.0	0
Maintenance brushes (floorsweeps and brushes, scrub brushes, dusting brushes, etc.)		3991-312	12/85	107.7	108.0	108.0	2.4	0
Household, including any twisted-in-brushes		3991-31215	12/85	103.3	103.3	103.3	1.4	0
Industrial, including any twisted-in-wire brushes		3991-31216	12/85	111.9	112.5	112.5	3.4	0
Industrial brushes, except maintenance, including power-driven rotary brushes		3991-313	12/85	119.5	119.5	119.5	3.1	0
Other brushes, including artists' brushes and hair pencils, excl. artists' airbrushes		3991-314	12/85	123.0	122.2	124.1	3.2	1.6
Secondary products and miscellaneous receipts		3991-SM						

See footnotes at end of table.

Digitized for FRASER
http://fraser.stlouisfed.org/
Federal Reserve Bank of St. Louis

Table 5. Producer price indexes for the net output of selected industries and their products—Continued

Industry and product[1]	Industry code	Product code	Index base	Index			Unadjusted percent change to Sep. 1990 from —	
				May 1990[2]	Aug. 1990[2]	Sep. 1990[2]	Sep. 1989	Aug. 1990
Brooms and brushes—Continued								
Secondary products		3991-S	12/85	112.8	113.4	107.9	-3.1	-4.9
House furnishings, n.e.c.		2392-S	12/85	(3)	115.0	115.0	(3)	0
Other secondary products		3991-SSS	12/85	(3)	112.6	104.4	-5.7	-7.3
Signs and advertising displays	3993		12/85	112.0	112.3	114.2	4.2	1.7
Primary products		3993-P	12/85	111.7	112.1	113.8	4.4	1.5
Electric signs		3993-1	12/85	111.6	111.7	116.3	8.5	4.1
Luminous tubing signs		3993-101	12/85	112.6	111.2	(3)	(3)	(3)
Fluorescent signs		3993-102	12/85	115.5	116.0	121.2	10.8	4.5
Non-electric signs		3993-2	12/85	109.8	110.2	110.9	1.1	.6
Metal signs		3993-201	12/85	105.5	105.5	105.9	-3.0	.4
Wood signs		3993-202	12/85	114.2	114.2	114.2	.4	0
Plastic signs, non-illuminated		3993-203	12/85	109.8	110.5	111.5	3.1	.9
Other non-electric signs		3993-204	12/85	122.7	124.2	124.2	5.0	0
Advertising specialties		3993-3	12/85	115.4	115.9	115.9	5.5	0
Advertising specialties		3993-301	12/85	115.4	115.9	115.9	5.5	0
Secondary products and miscellaneous receipts		3993-SM						
Miscellaneous receipts		3993-M	12/85	112.0	112.0	116.3	3.8	3.8
Secondary products		3993-S	12/85	122.8	122.8	122.8	0	0
Burial caskets	3995		12/84	119.5	120.1	120.1	3.4	0
Primary products		3995-P	12/84	119.5	120.1	120.2	3.4	.1
Metal caskets and coffins, completely lined and trimmed, adult sizes only		3995-1	12/84	119.1	119.3	119.3	2.8	0
Steel, excluding stainless		3995-113	12/84	118.6	118.8	118.8	2.5	0
Other metal caskets and coffins		3995-115	12/84	123.0	123.0	123.0	4.4	0
Wood caskets and coffins, completely lined and trimmed, adult sizes only		3995-2	12/84	122.7	122.7	122.7	2.8	0
Cloth covered, softwood		3995-211	12/84	124.9	125.3	125.2	1.3	-.1
Hardwood		3995-252	12/84	122.0	122.0	122.0	3.4	0
Other caskets and coffins and metal vaults		3995-3	12/84	117.0	119.8	120.3	6.8	.4
Hard surface floor coverings	3996		12/85	119.2	119.4	119.2	.5	-.2
Primary products		3996-P	12/85	119.5	119.6	119.4	.5	-.2
Floor tile		3996-122	12/85	118.6	(3)	118.5	.9	(3)
Manufacturing industries, n.e.c.	3999		12/85	115.1	115.2	115.2	1.9	0
Primary products		3999-P	12/85	116.4	116.5	116.5	1.9	0
Chemical fire extinguishing equipment		3999-1	12/85	117.3	117.3	117.3	5.4	0
Hand portable extinguishers		3999-113	12/85	121.0	121.0	121.0	6.0	0
Dry chemical		3999-11312	12/85	123.5	123.5	123.5	5.3	0
Matches		3999-3						
Paper stem		3999-361	12/85	132.3	(3)	132.3	.8	(3)
Candles		3999-4	12/85	113.5	114.7	(3)	(3)	(3)
Miscellaneous fabricated products		3999-9	12/85	114.4	114.3	114.2	1.4	-.1
Other miscellaneous fabricated products		3999-998	12/85	114.4	114.6	114.6	1.8	0
Secondary products and miscellaneous receipts		3999-SM						
Miscellaneous receipts		3999-M	12/85	101.6	102.1	102.1	4.1	0
Secondary products		3999-S	12/85	110.1	110.1	110.1	1.4	0
Services industries								
Railroads, line haul operations	4011		12/84	107.1	107.1	107.1	.3	0
Farm products		4011-A1	12/84	109.9	110.7	111.7	3.2	.9
Grain		4011-A11	12/84	109.7	110.5	111.0	2.4	.5
Metallic ores		4011-A2	12/84	106.7	106.1	105.7	-.2	-.4
Iron ores		4011-A21	12/84	105.0	104.0	103.3	-1.1	-.7
Coal		4011-A3	12/84	103.8	103.7	103.7	-1.8	0
Bituminous coal		4011-A31	12/84	103.8	103.7	103.7	-1.8	0
Non-metallic minerals		4011-A4	12/84	111.1	111.7	112.1	3.1	.4
Food products		4011-A5	12/84	105.2	104.4	104.4	.3	0
Wood or lumber products		4011-A6	12/84	107.4	107.4	107.5	1.5	.1
Lumber or dimension stocks		4011-A61	12/84	104.4	104.4	104.7	1.0	.3
Pulp, paper, or allied products		4011-A7	12/84	106.2	106.2	106.2	.9	0
Chemical or allied products		4011-A8	12/84	111.5	111.5	111.5	.7	0
Potassium or sodium inorganic compounds		4011-A81	12/84	110.7	110.7	110.7	.6	0
Petroleum or coal products		4011-A9	12/84	108.7	108.7	108.7	.8	0
Clay, concrete, glass, or stone products		4011-B1	12/84	113.7	112.9	112.9	.8	0
Primary metal products		4011-B2	12/84	112.6	112.6	112.8	-.2	.2
Primary iron or steel products		4011-B21	12/84	108.6	108.3	108.5	.5	.2
Transportation equipment		4011-B3	12/84	107.6	107.6	107.5	.4	-.1
Motor vehicles		4011-B31	12/84	111.2	111.2	111.0	0	-.2
Motor vehicle parts or accessories		4011-B32	12/84	108.5	108.5	108.5	-.1	0
Waste or scrap materials		4011-B4	12/84	110.6	111.4	111.3	1.6	-.1
Shipper assn or similar traffic		4011-B5	12/84	99.7	99.7	99.7	.2	0
Miscellaneous mixed shipments		4011-B6	12/84	101.8	101.8	101.8	.5	0
United States Postal Service	43		06/89	100.0	100.0	100.0	0	0

See footnotes at end of table.

Digitized for FRASER
http://fraser.stlouisfed.org/
Federal Reserve Bank of St. Louis

Table 5. Producer price indexes for the net output of selected industries and their products—Continued

Industry and product[1]	Industry code	Product code	Index base	Index			Unadjusted percent change to Sep. 1990 from —	
				May 1990[2]	Aug. 1990[2]	Sep. 1990[2]	Sep. 1989	Aug. 1990
United States Postal Service	4311		06/89	100.0	100.0	100.0	0	0
Primary services		4311-P	06/89	100.0	100.0	100.0	0	0
First class mail		4311-1	06/89	100.0	100.0	100.0	0	0
Letter mail		4311-111	06/89	100.0	100.0	100.0	0	0
Post cards		4311-112	06/89	100.0	100.0	100.0	0	0
Priority mail		4311-113	06/89	100.0	100.0	100.0	0	0
Second class mail		4311-2	06/89	100.0	100.0	100.0	0	0
In county mail		4311-211	06/89	100.0	100.0	100.0	0	0
Regular rate mail		4311-212	06/89	100.0	100.0	100.0	0	0
Nonprofit rate mail		4311-213	06/89	100.0	100.0	100.0	0	0
Classroom rate mail		4311-214	06/89	100.0	100.0	100.0	0	0
Third class mail		4311-3	06/89	100.0	100.0	100.0	0	0
Single piece mail		4311-311	06/89	100.0	100.0	100.0	0	0
Regular bulk mail		4311-312	06/89	100.0	100.0	100.0	0	0
Nonprofit bulk mail		4311-313	06/89	100.0	100.0	100.0	0	0
Fourth class mail		4311-4	06/89	100.0	100.0	100.0	0	0
Parcel post		4311-411	06/89	100.0	100.0	100.0	0	0
Bound printed matter		4311-412	06/89	100.0	100.0	100.0	0	0
Special rate mail		4311-413	06/89	100.0	100.0	100.0	0	0
Library rate mail		4311-414	06/89	100.0	100.0	100.0	0	0
International mail		4311-5	06/89	100.0	100.0	100.0	0	0
International air mail		4311-511	06/89	100.0	100.0	100.0	0	0
International surface mail		4311-512	06/89	100.0	100.0	100.0	0	0
Terminal dues and transit fees		4311-513	06/89	100.0	100.0	100.0	0	0
Special services and fees		4311-6	06/89	100.0	100.0	100.0	0	0
Special services		4311-611	06/89	100.0	100.0	100.0	0	0
Domestic mail fees		4311-612	06/89	100.0	100.0	100.0	0	0
Other services and fees		4311-613	06/89	100.0	100.0	100.0	0	0
Express mail		4311-912	06/89	100.0	100.0	100.0	0	0
Mailgram service		4311-913	06/89	100.0	100.0	100.0	0	0
Deep sea foreign transportation of freight	4412		06/88	111.9	113.7	114.4	7.1	.6
Primary services		4412-P	06/88	112.9	113.5	114.0	7.0	.4
Inbound liner		4412-1	06/88	111.8	113.0	113.9	19.5	.8
Outbound liner		4412-2	06/88	114.6	115.0	115.3	.5	.3
Domestic deep sea transportation of freight	4424		06/88	103.2	104.4	108.5	8.9	3.9
Primary services		4424-P	06/88	103.2	104.4	108.5	8.9	3.9
Noncontiguous area transportation		4424-1	06/88	103.1	101.0	106.4	7.6	5.3
Crude petroleum		4424-121	06/88	101.9	99.3	105.8	8.3	6.5
Other noncontiguous area transportation		4424-151	06/88	107.7	107.7	108.6	4.9	.8
Coastwise transportation		4424-2	06/88	104.4	109.6	112.3	11.1	2.5
Refined petroleum products		4424-241	06/88	107.2	114.5	118.3	15.3	3.3
Other coastwise transportation		4424-251	06/88	97.8	97.8	97.8	.4	0
Air transportation, scheduled and air courier services	451		12/89	106.6	110.0	113.4	(3)	3.1
Air transportation, scheduled	4512		12/89	107.0	110.2	113.8	(3)	3.3
Primary services		4512-P	12/89	106.7	110.1	111.3	(3)	1.1
Scheduled air cargo transportation		4512-1	12/87	99.5	100.1	101.1	-2.1	1.0
Property		4512-111	12/87	99.7	100.5	101.9	-3.0	1.4
Freight		4512-11101	12/87	98.7	99.5	101.1	-3.2	1.6
Express		4512-11102	12/87	119.9	120.9	116.7	.1	-3.5
Mail		4512-112	12/87	98.9	98.9	98.9	.5	0
U.S. mail		4512-11201	12/87	90.8	90.8	90.8	(3)	0
Scheduled air passenger transportation		4512-2	12/89	107.5	111.2	112.3	(3)	1.0
Domestic		4512-211	12/89	108.6	108.8	113.3	(3)	4.1
First class, including business		4512-21101	12/89	106.2	104.0	109.6	(3)	5.4
First class discount		4512-21102	12/89	103.6	(3)	(3)	(3)	(3)
Coach		4512-21103	12/89	108.3	111.0	115.8	(3)	4.3
Coach discount		4512-21104	12/89	111.1	111.4	115.0	(3)	3.2
Other receipts		4512-SM						
Transport-related receipts		4512-S	12/89	111.3	111.1	148.5	(3)	33.7
Other transport-related receipts		4512-SSS	12/89	114.3	(3)	161.5	(3)	(3)
Air courier services	4513		12/89	101.8	(3)	107.6	(3)	(3)
Primary services		4513-P	12/87	103.0	(3)	108.8	8.9	(3)
Pipe lines, except natural gas	46		12/86	95.5	96.2	96.2	1.9	0
Crude petroleum pipe lines	4612		06/86	93.8	94.6	94.6	2.5	0
Trans Alaskan pipe lines		4612-111	06/86	88.7	88.7	88.7	3.3	0
Non-Trans Alaskan pipe lines		4612-121	06/86	100.0	100.8	100.8	.8	0
Refined petroleum pipe lines	4613		06/86	100.5	101.0	101.0	.6	0
Travel agencies	4724		12/89	106.2	106.1	108.5	(3)	2.3
Primary services		4724-P	12/89	106.5	106.4	109.1	(3)	2.5
Airline arrangements		4724-1	12/89	110.0	109.8	114.5	(3)	4.3
Domestic flights		4724-111	12/89	107.0	105.5	113.1	(3)	7.2

See footnotes at end of table.

Digitized for FRASER
http://fraser.stlouisfed.org/
Federal Reserve Bank of St. Louis

Table 5. Producer price indexes for the net output of selected industries and their products—Continued

Industry and product[1]	Industry code	Product code	Index base	Index			Unadjusted percent change to Sep. 1990 from —	
				May 1990[2]	Aug. 1990[2]	Sep. 1990[2]	Sep. 1989	Aug. 1990
Travel agencies—Continued								
International flights		4724-112	12/89	119.7	123.9	119.1	(3)	-3.9
Other travel arrangements, except airline		4724-2	12/89	99.7	99.8	98.7	(3)	-1.1
Hotel bookings		4724-211	12/89	104.1	102.6	103.2	(3)	.6
Car rental arrangements		4724-212	12/89	96.3	93.6	90.9	(3)	-2.9
Cruise bookings		4724-213	12/89	97.5	99.7	97.5	(3)	-2.2
Tour bookings		4724-214	12/89	101.1	101.8	101.7	(3)	-.1
Secondary services and miscellaneous receipts		4724-SM						
Secondary services		4724-S	12/89	101.7	(3)	96.5	(3)	(3)
Tour operation		4725-S	12/89	103.2	(3)	(3)	(3)	(3)
Tour operators	4725		12/89	100.7	103.1	102.9	(3)	-.2
Primary services		4725-P	12/89	99.7	102.2	101.8	(3)	-.4
Tour operation		4725-1	12/89	99.7	102.2	101.8	(3)	-.4
Domestic tours, including Canada and Mexico		4725-101	12/89	99.9	102.8	102.1	(3)	-.7
Foreign tours		4725-102	12/89	99.3	101.1	101.1	(3)	0
Secondary services and miscellaneous receipts		4725-SM						
Secondary services		4725-S	12/89	114.0	115.5	117.5	(3)	1.7
Travel agency services		4724-S	12/89	114.0	115.5	117.5	(3)	1.7
Radio broadcasting	4832		06/88	110.4	110.6	111.0	5.1	.4
Primary services		4832-P	06/88	110.4	110.6	111.0	5.1	.4
Local station commercial advertising		4832-1	06/88	111.6	111.7	112.0	5.3	.3
Commercials sold by daypart		4832-101	06/88	107.9	107.2	107.4	.1	.2
Morning drive		4832-10111	06/88	103.9	104.0	104.0	1.6	0
Midday		4832-10112	06/88	121.6	118.4	119.0	-1.6	.5
Afternoon drive		4832-10113	06/88	103.0	102.6	103.0	.3	.4
Evening		4832-10114	06/88	98.9	100.6	100.0	.4	-.6
Commercials sold in package plans		4832-103	06/88	118.0	119.4	120.0	14.5	.5
Other local station services		4832-2	06/88	98.1	98.1	98.1	1.4	0
Network sales		4832-3	06/88	(3)	(3)	(3)	(3)	(3)
Scrap and waste materials	5093		12/86	144.8	146.5	146.8	1.6	.2
Primary products		5093-P	12/86	146.1	147.9	148.1	1.9	.1
Metal scrap		5093-A	12/86	166.5	171.0	171.3	5.4	.2
Ferrous scrap		5093-1	12/86	161.1	166.1	162.5	6.3	-2.2
Carbon steel scrap		5093-11	12/86	162.0	164.7	160.8	7.1	-2.4
Heavy melting scrap		5093-111	12/86	153.5	159.1	154.6	6.4	-2.8
Heavy melting scrap - domestic shipments		5093-111D	12/86	153.4	159.5	155.8	6.5	-2.3
Northeast		5093-11112	12/86	162.1	162.5	163.1	6.0	.4
Chicago		5093-11113	12/86	155.2	160.8	155.2	5.0	-3.5
Ohio and Lake Erie		5093-11114	12/86	(3)	(3)	(3)	(3)	(3)
South		5093-11115	12/86	168.2	171.0	169.5	7.5	-.9
West		5093-11116	12/86	159.8	166.2	160.9	8.9	-3.2
Bundles		5093-112	12/86	154.4	159.0	154.6	11.9	-2.8
Bundles - domestic shipments		5093-112D	12/86	156.3	159.6	156.5	8.5	-1.9
Northeast		5093-11212	12/86	167.2	163.4	159.2	-2.1	-3.2
Chicago		5093-11213	12/86	140.8	147.8	144.6	6.0	-2.2
Ohio and Lake Erie		5093-11214	12/86	148.5	154.6	152.1	18.3	-1.6
Shredded scrap		5093-113	12/86	139.3	138.4	138.8	3.1	.3
Shredded scrap - domestic shipments		5093-113D	12/86	129.5	132.5	131.2	.4	-1.0
South		5093-11315	12/86	142.7	147.7	150.8	-2.4	2.1
Cut plate and structural scrap		5093-114	12/86	148.3	151.8	149.3	3.5	-1.6
Cut plate and structural scrap - domestic shipments		5093-114D	12/86	148.3	151.8	149.3	3.5	-1.6
Northeast		5093-11412	12/86	143.4	144.2	145.4	4.2	.8
South		5093-11415	12/86	148.1	142.1	143.3	3.0	.8
Other carbon steel scrap		5093-115	12/86	220.7	217.1	210.8	7.0	-2.9
Other carbon steel scrap - domestic shipments		5093-115D	12/86	195.8	196.6	190.9	9.1	-2.9
Stainless and alloy steel scrap		5093-12	12/86	184.9	222.7	217.4	4.0	-2.4
Stainless and alloy steel scrap - domestic shipments		5093-121D	12/86	177.8	(3)	204.9	1.8	(3)
Cast iron scrap		5093-13	12/86	139.5	137.3	137.3	1.6	0
Cast iron scrap - domestic shipments		5093-131D	12/86	142.0	139.8	139.7	1.5	-.1
Northeast		5093-13112	12/86	126.7	131.6	129.5	3.8	-1.6
Chicago		5093-13113	12/86	(3)	(3)	(3)	(3)	(3)
Ohio and Lake Erie		5093-13114	12/86	127.6	126.0	126.0	4.9	0
West		5093-13116	12/86	182.7	177.4	172.8	-5.6	-2.6
Nonferrous scrap		5093-2	12/86	173.8	177.7	183.2	4.2	3.1
Aluminum scrap		5093-21	12/86	144.7	148.8	155.1	-.9	4.2
Aluminum scrap - domestic shipments		5093-21D	12/86	138.4	139.3	147.7	-1.9	6.0
Aluminum scrap - new		5093-211	12/86	133.6	138.4	142.0	-3.1	2.6
Solids and clippings		5093-21111	12/86	132.2	137.7	141.3	-.9	2.6
Aluminum scrap - old		5093-212	12/86	144.5	140.4	155.0	-.3	10.4
Used cans		5093-21211	12/86	143.3	138.7	158.9	1.5	14.6
Other old scrap		5093-21212	12/86	146.9	143.9	147.1	-4.3	2.2
Copper and brass scrap		5093-22	12/86	199.7	202.7	208.2	7.0	2.7
Copper and brass scrap - domestic shipments		5093-22D	12/86	197.7	201.0	205.5	7.0	2.2
No. 1 heavy wire		5093-221	12/86	176.7	181.8	183.4	-1.9	.9
No. 2 wire, mixed		5093-222	12/86	209.8	214.8	219.6	.4	2.2
Other copper and brass scrap		5093-224	12/86	201.0	203.2	204.9	14.5	.8
Copper and brass scrap - export shipments		5093-22E	12/86	219.9	220.3	235.5	7.5	6.9

See footnotes at end of table.

Digitized for FRASER
http://fraser.stlouisfed.org/
Federal Reserve Bank of St. Louis

Table 5. Producer price indexes for the net output of selected industries and their products—Continued

Industry and product[1]	Industry code	Product code	Index base	Index			Unadjusted percent change to Sep. 1990 from —	
				May 1990[2]	Aug. 1990[2]	Sep. 1990[2]	Sep. 1989	Aug. 1990
Scrap and waste materials—Continued								
Lead scrap		5093-23	12/86	180.0	191.1	191.1	24.3	0
Lead scrap - domestic shipments		5093-231D	12/86	180.0	191.1	191.1	24.3	0
Waste paper		5093-B	12/86	89.0	81.6	81.8	-18.5	.2
Corrugated		5093-51	12/86	61.5	61.9	60.7	-10.3	-1.9
Northeast		5093-511	12/86	50.1	52.3	51.6	-18.9	-1.3
North Central		5093-512	12/86	61.8	63.6	60.6	-9.7	-4.7
South		5093-513	12/86	74.7	72.4	72.8	-5.3	.6
West		5093-514	12/86	65.9	63.2	63.5	-3.5	.5
News		5093-52	12/86	50.5	45.8	45.1	-7.4	-1.5
Northeast		5093-521	12/86	33.2	25.7	27.1	-13.4	5.4
North central		5093-522	12/86	60.6	56.9	52.3	1.2	-8.1
South		5093-523	12/86	72.4	72.4	72.4	-10.3	0
West		5093-524	12/86	55.5	51.9	51.9	-9.3	0
Mixed papers		5093-53	12/86	67.0	63.7	57.1	-22.1	-10.4
Northeast		5093-531	12/86	11.2	11.2	11.1	-80.5	-.9
North central		5093-532	12/86	103.0	100.5	84.8	-1.4	-15.6
South		5093-533	12/86	74.9	73.9	67.7	-7.3	-8.4
West		5093-534	12/86	88.1	58.3	74.6	-.7	28.0
High grades: pulp substitutes and deinking		5093-54	12/86	123.3	109.7	110.8	-22.4	1.0
Northeast		5093-541	12/86	106.7	92.3	94.9	-25.8	2.8
North central		5093-542	12/86	125.5	114.9	115.5	-20.6	.5
South		5093-543	12/86	153.7	141.4	140.4	-15.1	-.7
West		5093-544	12/86	147.6	113.2	113.1	-32.9	-.1
Waste paper exports		5093-55	12/86	100.7	86.8	92.0	-20.9	6.0
Waste paper exports		5093-551	12/86	100.7	86.8	92.0	-20.9	6.0
Waste materials other than metal and paper		5093-C	12/86	120.6	121.0	121.1	3.6	.1
Waste rags and textile waste		5093-6	12/86	124.9	125.7	125.7	-.8	0
Waste rags and textile waste		5093-611	12/86	124.9	125.7	125.7	-.8	0
Wiping cloths		5093-7	12/86	100.8	100.8	100.8	1.1	0
Wiping cloths		5093-711	12/86	100.8	100.8	100.8	1.1	0
Other waste materials and scrap, including rubber scrap and oil waste		5093-8	12/86	132.2	132.0	131.8	12.5	-.2
Other waste materials and scrap, including rubber scrap and oil waste		5093-811	12/86	132.2	132.0	131.8	12.5	-.2

[1] Industry and product class indexes may include products not shown separately.
[2] Data for May 1990 have been revised to reflect the availability of late reports and corrections by respondents. All data are subject to revision 4 months after original publication. Data are not seasonally adjusted.
[3] Not available.
[4] Seasonal product—no price available this month.
n.e.c. = Not elsewhere classified.

Digitized for FRASER
http://fraser.stlouisfed.org/
Federal Reserve Bank of St. Louis

Table 6. Producer price indexes and percent changes for commodity groupings and individual items

(1982=100 unless otherwise indicated)

Commodity	Commodity code	Other index base	Index			Unadjusted percent change to Sep. 1990 From:	
			May 1990[1]	Aug. 1990[1]	Sep. 1990[1]	Sep. 1989	Aug. 1990
All commodities			114.6	116.5	118.3	5.2	1.5
Industrial commodities			113.5	115.9	118.3	5.7	2.1
Farm products, processed foods and feeds			120.1	119.2	117.9	3.0	-1.1
Farm products	01		113.7	111.5	109.0	.9	-2.2
Fresh and dried fruits and vegetables	011		103.6	106.8	103.0	1.2	-3.6
Fresh fruits	0111		107.7	118.3	115.3	4.7	-2.5
Citrus fruits	01		141.1	164.0	163.9	9.3	-.1
Grapefruits	0101		194.0	(2)	(2)	(2)	(2)
Lemons	0104		149.0	167.5	165.0	11.1	-1.5
Valencia oranges	0105		140.5	(2)	(2)	(2)	(2)
Navel oranges	0106		79.5	(2)	(2)	(2)	(2)
Other fruits	02		95.7	101.9	97.9	2.2	-3.9
Delicious apples	0215		96.8	(2)	(2)	(2)	(2)
McIntosh apples	0216		116.9	(2)	(2)	(2)	(2)
Grapes	0218		(2)	103.3	95.4	-9.8	-7.6
Peaches	0219		(2)	172.2	194.9	29.5	13.2
Pears	0221		(2)	162.0	93.1	9.3	-42.5
Strawberries	0222		62.5	90.5	94.9	21.5	4.9
Cantaloupes	0223		(2)	62.6	58.8	-25.9	-6.1
Fresh and dried vegetables	0113		101.3	98.6	94.3	-1.9	-4.4
Dried vegetables, bulk	01						
Beans, dried	0101		124.6	(2)	68.7	-36.0	(2)
Fresh vegetables, except potatoes	02		78.0	79.0	79.4	-2.6	.5
Cabbage	0211		105.6	76.3	81.9	-17.4	7.3
Carrots	0212		92.7	79.1	88.2	2.9	11.5
Celery	0213		114.1	81.2	100.5	20.5	23.8
Sweet corn	0214		88.5	57.5	58.0	-34.3	.9
Lettuce	0215		75.7	109.3	111.4	-5.4	1.9
Onions	0216		160.4	104.1	96.9	-14.5	-6.9
Tomatoes	0217		59.6	77.9	77.2	22.5	-.9
Snap beans	0218		71.3	85.6	61.5	-36.1	-28.2
Sweet potatoes	03		183.9	166.3	126.6	-23.9	-23.9
Sweet potatoes, New York	0331		191.9	175.9	132.2	-20.5	-24.8
Sweet potatoes, Chicago	0332		178.9	156.6	123.0	-30.9	-21.5
White potatoes	04		174.7	165.4	155.4	10.8	-6.0
Western, Chicago	0441		186.2	194.8	183.4	31.6	-5.9
Midwestern, Chicago	0442		(2)	(2)	106.7	-20.0	(2)
Eastern, New York	0443		273.4	159.1	146.1	-8.2	-8.2
Western, New York	0444		183.5	202.6	169.8	27.9	-16.2
Western, Los Angeles	0445		151.9	144.0	159.7	10.2	10.9
Grains	012		108.6	92.1	88.3	-11.8	-4.1
Wheat	0121		96.3	74.6	73.7	-30.7	-1.2
Hard red winter, no. 1, ord. protein, Kansas City	0101		94.3	71.8	71.8	-31.7	0
Hard red spring, no. 1, ord. Minneapolis	0102		103.7	77.6	75.7	-28.7	-2.4
Soft white, no. 1, Portland, Oregon	0103		86.7	76.1	74.7	-31.9	-1.8
Soft red winter, no. 2, St. Louis	0104		(2)	85.9	84.5	-31.7	-1.6
Hard amber durum, no. 1, Minneapolis	0105	12/84	100.0	78.0	75.1	-22.2	-3.7
Other grains	0122		114.6	100.8	95.6	-.8	-5.2
Barley	01						
Barley, No. 2, feed, Minn.	0101		121.7	104.5	101.3	-9.8	-3.1
Corn	02						
Corn, No. 2, Chicago	0205		113.5	100.2	94.9	.2	-5.3
Oats	03						
Oats, No. 2, Minneapolis	0311		88.2	66.0	64.5	-23.7	-2.3
Rye	04						
Rye, No. 2, Minneapolis	0415		68.9	65.9	64.5	6.1	-2.1
Livestock	013		120.5	117.8	113.3	9.3	-3.8
Cattle	0131		124.5	124.7	120.7	8.3	-3.2
Steers	01		119.8	118.6	115.7	10.4	-2.4
Choice	0111		120.8	119.5	116.5	11.1	-2.5
Select	0122		127.8	124.7	122.5	9.7	-1.8
Cows	02		136.2	143.0	135.1	5.1	-5.5
Commercial	0231		136.1	142.8	135.0	5.1	-5.5
Cutter	0241		155.0	160.6	151.3	4.1	-5.8
Calves	03		126.9	116.4	i 14.0	-14.7	-2.1
Calves, choice, New York auction	0351		96.7	91.9	93.8	5.5	2.1
Choice, South St. Paul	0353		150.5	134.8	128.2	-25.1	-4.9
Hogs	0132		107.5	97.0	90.1	16.3	-7.1
Barrows and gilts	01		107.0	96.0	89.8	15.9	-6.5
Barrows and gilts, 220-240 pounds	0161		113.5	103.6	96.9	26.3	-6.5

See footnotes at end of table.

Digitized for FRASER
http://fraser.stlouisfed.org/
Federal Reserve Bank of St. Louis

Table 6. Producer price indexes and percent changes for commodity groupings and individual items—Continued

(1982=100 unless otherwise indicated)

Commodity	Commodity code		Other index base	Index			Unadjusted percent change to Sep. 1990 From:	
				May 1990[1]	Aug. 1990[1]	Sep. 1990[1]	Sep. 1989	Aug. 1990
Hogs--Continued	0132							
Sows		02						
Sows, 300-400 pounds		0281		110.6	105.6	92.4	19.8	-12.5
Lambs	0133							
Choice		0191		114.5	87.9	92.3	-22.4	5.0
Live poultry	014			128.2	122.1	128.9	-4.4	5.6
Chickens	0141							
Broilers and fryers		02		132.8	121.8	129.1	-9.1	6.0
Plant and animal fibers	015			121.9	125.1	116.6	2.4	-6.8
Raw cotton	0151							
Raw Cotton		0101		122.3	126.0	117.4	4.5	-6.8
Domestic apparel wool	0152			91.5	82.2	78.2	-40.1	-4.9
64's, staple 2 3/4 in. and up		0101		112.0	95.7	95.7	-32.8	0
62's, staple 3 in. and up		0106		94.3	83.4	81.2	-38.3	-2.6
60's, staple 3 in. and up		0107		89.0	82.2	76.7	-44.0	-6.7
58's, staple 3 1/4 in. and up		0108		88.2	81.9	78.7	-41.2	-3.9
54's staple 3 1/2 in. and up		0111		92.1	84.1	74.1	-44.8	-11.9
Fluid milk	016			100.3	106.5	106.0	2.8	-.5
Milk eligible for fluid use	0161			100.4	106.8	106.7	3.3	-.1
Milk, fluid use		0102		100.4	106.8	106.7	3.3	-.1
Milk, manufacturing grade	0162			101.3	106.3	102.7	-1.0	-3.4
Milk, manufacturing grade		0101		101.3	106.3	102.7	-1.0	-3.4
Eggs	017			95.3	114.4	112.6	-9.6	-1.6
Eggs	0171							
Eggs, jumbo		02	12/84	87.5	111.3	111.3	-12.2	0
Eggs, jumbo, grade A		0201	12/84	87.5	111.3	111.3	-12.2	0
Eggs, extra large		03	12/84	91.5	114.4	111.5	-5.6	-2.5
Eggs, extra large, grade A		0301	12/84	91.1	111.3	108.3	-4.1	-2.7
Eggs, extra large, grade AA		0302	12/84	(2)	120.9	118.2	-8.4	-2.2
Eggs, large		04		96.2	118.3	114.8	-7.4	-3.0
Eggs, large, grade A		0401	12/84	91.0	111.3	108.2	-4.3	-2.8
Eggs, large grade AA		0402	12/84	(2)	115.7	111.9	-13.4	-3.3
Eggs, medium		05	12/84	93.6	96.1	99.8	-16.1	3.9
Eggs, medium, grade A		0501	12/84	91.2	91.5	97.0	-16.5	6.0
Eggs, medium, grade AA		0502	12/84	(2)	106.6	106.2	-15.2	-.4
Eggs, small		06	12/84	62.5	62.5	69.6	-41.8	11.4
Eggs, small, grade A		0601	12/84	62.5	62.5	69.6	-41.8	11.4
Hay, hayseeds and oilseeds	018			116.8	118.7	118.4	-7.7	-.3
Hay	0181			143.8	132.3	120.8	-40.0	-8.7
Alfalfa		0101		143.8	132.3	120.8	-40.0	-8.7
Hayseeds	0182			129.1	138.9	129.8	-9.4	-6.6
Clover hayseeds		0111		122.5	122.5	111.6	-18.2	-8.9
Oilseeds	0183			110.5	114.8	116.5	2.6	1.5
Peanuts		0111		(2)	126.9	(2)	(2)	(2)
Cottonseed		0121		(2)	155.8	149.5	21.1	-4.0
Soybeans		0131		102.3	104.8	107.4	2.7	2.5
Other farm products	019			119.3	117.8	123.3	21.8	4.7
Leaf tobacco	0192							
Leaf tobacco		0101		95.7	93.7	100.9	4.8	7.7
Processed foods and feeds	02			123.5	123.1	122.4	3.8	-.6
Cereal and bakery products	021			135.1	133.8	133.4	.5	-.3
Bakery products	0211			140.7	140.8	141.6	2.8	.6
White pan bread		01		138.4	139.0	139.6	2.7	.4
White pan bread, northeast		0106		143.3	144.1	144.6	3.6	.3
White pan bread, north central		0107		151.0	152.6	153.5	6.0	.6
White pan bread, south		0108		127.3	127.0	126.8	-.9	-.2
White pan bread, west		0109		135.2	135.8	137.4	2.9	1.2
Other bread		04		138.5	138.5	139.6	2.9	.8
White hearth bread		0401		140.3	140.3	140.6	.5	.2
Dark wheat bread		0402		133.8	134.3	134.9	3.9	.4
Rye bread		0403		146.8	142.7	149.3	4.1	4.6
Other variety bread		0404		143.9	145.3	145.3	2.8	0

See footnotes at end of table.

Digitized for FRASER
http://fraser.stlouisfed.org/
Federal Reserve Bank of St. Louis

Table 6. Producer price indexes and percent changes for commodity groupings and individual items—Continued

(1982=100 unless otherwise indicated)

Commodity	Commodity code	Other index base	Index			Unadjusted percent change to Sep. 1990 From:	
			May 1990[1]	Aug. 1990[1]	Sep. 1990[1]	Sep. 1989	Aug. 1990
Bakery products--Continued	0211						
Bread type rolls	05		134.9	133.6	134.0	1.2	0.3
Hamburger and weiner rolls	0501		133.9	131.3	131.4	-.1	.1
Brown and serve rolls	0502		140.4	140.4	140.4	4.9	0
Other bread type rolls	0504		133.6	135.2	135.7	3.3	.4
Sweet yeast goods	07		125.2	124.7	128.5	4.6	3.0
Other sweet yeast goods	0702		121.4	120.8	125.6	4.2	4.0
Soft cakes	08		151.2	150.6	151.2	.8	.4
Snack cakes	0801		154.9	154.0	154.9	0	.6
Other soft cakes	0802		143.2	143.2	143.2	2.8	0
Pies	09		156.2	155.8	156.9	2.7	.7
Snack pies	0901		161.3	161.3	162.3	1.1	.6
Other pies	0902		144.8	143.9	145.1	6.0	.8
Pastries	11						
Cake type doughnuts	12						
Cake type doughnuts	1201		131.8	131.8	131.8	1.6	0
Cookies, crackers, and related products	21		147.0	147.7	148.7	4.1	.7
Cookies, ice cream cones, and toaster pastries	2103	06/83	135.8	136.2	137.4	4.0	.9
Crackers, cracker sandwiches and pretzels	2104	06/83	153.9	155.0	155.5	4.1	.3
Flour and flour base mixes and doughs	0212		111.7	104.2	103.5	-8.1	-.7
Flour	03		111.4	95.9	94.5	-16.9	-1.5
Wheat flour	0301	06/83	107.9	92.7	91.8	-16.2	-1.0
Flour base mixes and doughs	04						
Flour base mixes and doughs	0401	06/83	119.1	124.2	124.3	5.7	.1
Milled rice	0213		104.6	102.9	99.6	-6.3	-3.0
Head rice	01		108.0	106.5	103.1	-4.7	-3.2
Medium grain milled rice	0101		106.6	104.0	97.6	-12.0	-6.2
Long grain milled rice	0102		108.7	107.5	104.9	-2.7	-2.4
Other milled rice and byproducts	02						
Other milled rice and byproducts	0201	06/84	71.4	68.8	67.5	-18.2	-1.9
Other cereals	0214		142.8	144.1	141.2	2.5	-2.0
Pasta products	02	06/85	119.0	119.4	109.5	-2.0	-8.3
Macaroni,spaghetti, vermicelli,& other macaroni prod	0201	06/85	120.8	120.9	111.0	-3.2	-8.2
Noodle products	0202	06/85	113.0	114.2	104.4	3.0	-8.6
Other cereals except pasta products	09	06/85	136.5	137.9	137.2	3.5	-.5
Cornmeal, grits, and hominy	0902	06/83	105.1	99.2	98.1	.4	-1.1
Breakfast cereals, ready to serve	0904	12/83	156.3	157.2	157.2	2.9	0
Breakfast cereals, cooked	0905	12/83	158.0	161.1	161.1	6.9	0
Manufactured starch	0907	06/85	118.9	124.5	120.8	5.9	-3.0
Meats, poultry, and fish	022		124.1	121.5	119.6	8.3	-1.6
Meats	0221		119.9	120.0	116.7	10.8	-2.8
Beef and veal	01		117.6	116.9	114.1	6.2	-2.4
USDA choice beef carcasses	0102		119.4	117.1	117.7	12.6	.5
Other USDA graded and ungraded beef carcasses	0107	12/88	116.1	122.2	114.5	1.8	-6.3
Primal and fabricated beef cuts	0111		107.7	106.6	103.4	4.0	-3.0
Boneless beef including hamburger	0113		122.6	115.6	112.9	1.5	-2.3
Variety meats (edible organs)	0115		97.0	81.5	87.5	18.9	7.4
Pork	04		127.2	126.2	119.7	19.8	-5.2
Whole carcass pork	0401		202.0	164.8	156.0	11.0	-5.3
Sliced bacon	0421		91.6	93.3	85.6	26.4	-8.3
Hams and picnics, except canned	0432	12/88	112.8	122.2	122.2	20.3	0
Other smoked pork	0434	12/88	107.8	111.4	107.1	2.7	-3.9
Boiled ham, barbecued pork, and other cooked pork	0435	12/88	109.3	112.7	112.7	14.1	0
Primal and fabricated cuts	0441	12/88	155.4	153.1	144.2	20.2	-5.8
Variety meats (edible organs)	0443	12/88	215.1	198.6	172.8	22.5	-13.0
Other meats	05		113.2	116.5	116.2	9.8	-.3
Fresh sausage, pork sausage, breakfast links, etc.	0571	12/88	122.9	123.3	123.1	14.2	-.2
Dry and semidry sausage	0572	12/88	114.2	119.1	118.9	12.2	-.2
Frankfurters and wieners	0573	12/88	113.1	118.1	117.0	8.0	-.9
Other sausage, smoked and cooked	0574	12/88	115.8	118.4	117.2	10.4	-1.0
Other canned meats	0579	12/88	103.7	109.9	110.2	9.7	.3
Frozen ground meat patties	0581	12/88	113.2	111.6	113.9	6.4	2.1
Frozen portion control, other than meat patties	0582	12/88	107.2	113.2	114.3	8.9	1.0
Miscellaneous processed, frozen, or cooked meats	0583	12/88	110.8	113.1	112.8	6.9	-.3
Processed poultry	0222		118.2	113.9	116.9	-2.3	2.6
Young chicken	03		118.5	110.8	114.6	-5.1	3.4
Whole broilers, wet ice, grade A, bulk	0316		120.2	112.5	118.3	-5.7	5.2
Other wet ice pack bulk broilers	0317		117.1	112.1	118.3	1.4	5.5
Tray pack broilers	0319		117.1	102.6	102.1	-11.7	-.5
Frozen broilers	0321		116.8	117.2	115.9	-2.3	-1.1
Mature chicken: hens/fowl	05		116.9	118.0	118.0	-7.2	0
Turkeys	06		106.7	112.6	114.7	10.7	1.9
Whole young hens, grade A, frozen	0602		97.2	105.1	107.3	20.3	2.1
Whole young toms, grade A frozen	0603		104.5	111.3	111.9	3.9	.5
Other young turkey	0604		115.4	118.7	120.7	9.9	1.7

See footnotes at end of table.

Digitized for FRASER
http://fraser.stlouisfed.org/
Federal Reserve Bank of St. Louis

Table 6. Producer price indexes and percent changes for commodity groupings and individual items—Continued

(1982=100 unless otherwise indicated)

Commodity	Commodity code	Other index base	Index			Unadjusted percent change to Sep. 1990 From:	
			May 1990[1]	Aug. 1990[1]	Sep. 1990[1]	Sep. 1989	Aug. 1990
Processed poultry--Continued	0222						
Further processed poultry/small game	08		124.2	123.2	123.9	-1.0	0.6
Turkey, cooked or smoked	0804		121.2	121.8	122.2	1.3	.3
Chicken, cooked or smoked	0805		120.7	118.7	119.6	-2.8	.8
Unprocessed and packaged fish	0223		163.5	143.6	144.2	7.7	.4
Unprocessed fin fish	01		231.5	127.4	121.0	23.1	-5.0
Haddock	0101		324.1	203.0	185.9	-32.4	-8.4
Halibut	0102		127.1	(2)	119.6	-1.7	(2)
Salmon	0103		(2)	92.4	(2)	(2)	(2)
Fresh packaged fish and seafood	02		182.2	180.3	182.7	6.5	1.3
Frozen packaged fish and seafood	03		128.6	128.8	131.7	6.6	2.3
Frozen packaged fish, excluding shellfish	0311	12/82	132.1	137.5	139.1	9.0	1.2
Frozen packaged shellfish and other seafood	0313	12/82	108.7	105.0	108.6	4.4	3.4
Canned and cured seafood	04		102.1	102.3	101.6	-.2	-.7
Dairy products	023		116.6	120.0	119.0	5.0	-.8
Fluid milk products	0231		120.9	124.9	125.7	10.7	.6
Packaged fluid milk and related products	03	12/82	119.2	123.1	124.0	10.8	.7
Fluid whole milk	0301		119.4	123.4	124.3	11.1	.7
Lowfat milk (1/2-2%)	0302	12/82	122.0	126.9	127.9	13.7	.8
Skim milk	0303	12/82	127.4	131.5	133.5	10.3	1.5
Cream: light, heavy, sour, half & half, and whipped	0304	12/82	108.2	106.5	107.2	-2.0	.7
Cottage cheese	04						
Cottage cheese	0401	12/82	131.1	136.6	136.5	12.0	-.1
Other milk products	05						
Other milk products	0501	12/82	120.8	124.5	124.8	8.3	.2
Butter	0232		67.2	69.9	70.6	-21.0	1.0
Natural, processed, and imitation cheese	0233		111.8	117.1	116.0	3.5	-.9
Natural cheese, except cottage cheese	02		109.5	114.3	112.6	2.4	-1.5
Processed cheese and related products	03		115.3	122.0	122.1	5.4	.1
Imitation cheese	04	06/88	130.3	130.7	129.5	2.3	-.9
Ice cream and frozen desserts	0234		123.2	122.7	123.2	2.8	.4
Ice cream and ices	0201	06/83	121.6	121.1	121.5	2.7	.3
Condensed and evaporated milk	0235		124.7	125.6	117.5	.2	-6.4
Dry milk products	02						
Dry milk products	0201	12/83	119.6	120.0	107.7	-1.8	-10.3
Liquid milk products	03	12/83	141.5	142.0	138.4	3.7	-2.5
Canned milk products, consumer type ca	0301	12/83	140.9	142.3	144.0	8.4	1.2
Condensed and evaporated milk products	0303	12/83	139.2	136.7	115.0	-12.5	-15.9
Processed fruits and vegetables	024		127.0	125.9	125.2	3.7	-.6
Canned fruits and juices	0241		127.2	127.1	127.7	3.7	.5
Canned fruits	01		121.4	120.5	122.4	1.7	1.6
Canned fruit juices	02		133.2	133.7	133.3	5.1	-.3
Frozen fruits, juices and ades	0242		146.0	146.6	139.5	11.2	-4.8
Frozen fruits	02		133.2	134.4	127.9	11.8	-4.8
Frozen juices and ades	03		147.5	147.9	140.7	11.1	-4.9
Frozen orange juice	0301		159.7	160.8	149.8	11.8	-6.8
Frozen lemonade	0302		134.7	137.1	137.1	17.4	0
Frozen grape juice	0303		109.1	(2)	109.1	3.7	(2)
Grapefruit juice	0304		160.2	155.5	160.1	14.3	3.0
Other frozen fruit and berry juice, concentrate	0311		130.1	128.7	128.9	11.0	.2
Dried and dehydrated fruits	0243		105.3	104.9	104.9	2.4	0
Prunes	0101		119.5	119.5	119.5	4.4	0
Raisins	0102		91.6	(2)	91.1	1.6	(2)
Other dried and dehydrated fruit	0111	12/82	114.3	114.3	114.3	1.6	0
Canned vegetables and juices	0244		118.2	116.1	116.5	-2.0	.3
Canned vegetables, excl. hominy and mushrooms	0102	12/87	115.9	114.4	114.8	-5.0	.3
Canned hominy and mushrooms	0105	12/87	132.3	129.6	129.3	3.9	-.2
Catsup and other tomato sauces	0127	12/87	114.1	111.6	112.2	.6	.5
Canned vegetable juices	0139	12/87	109.6	107.8	107.8	-1.6	0
Frozen vegetables	0245		120.1	118.0	118.3	1.8	.3
Frozen green beans	0103		121.6	119.5	(2)	(2)	(2)
Frozen Brussels sprouts	0105		99.6	99.6	99.6	2.8	0
Frozen French fried potatoes	0108		126.5	127.1	126.9	6.2	-.2
Other frozen potato products	0109		105.9	104.5	104.9	.6	.4
Frozen cauliflower	0111		103.2	103.4	103.5	-1.0	.1
Frozen succotash	0113		110.3	(2)	(2)	(2)	(2)
Other frozen combinations	0115		97.4	94.0	94.0	-3.1	0
Frozen carrots	0116		116.1	(2)	(2)	(2)	(2)

See footnotes at end of table.

Digitized for FRASER
http://fraser.stlouisfed.org/
Federal Reserve Bank of St. Louis

Table 6. Producer price indexes and percent changes for commodity groupings and individual items—Continued

(1982=100 unless otherwise indicated)

Commodity	Commodity code		Other index base	Index			Unadjusted percent change to Sep. 1990 From:	
				May 1990[1]	Aug. 1990[1]	Sep. 1990[1]	Sep. 1989	Aug. 1990
Frozen vegetables--Continued	0245							
Frozen sweet cut corn, yellow		0117		124.0	(2)	(2)	(2)	(2)
Frozen sweet cob corn, yellow		0118		119.7	123.8	(2)	(2)	(2)
Other frozen vegetables		0121		125.0	122.4	125.3	5.8	2.4
Dried and dehydrated vegetables	0246			195.1	196.0	192.2	25.1	-1.9
Potatoes, instant mashed		0101		279.7	273.2	273.2	31.1	0
Onions		0103	12/82	100.8	(2)	102.6	12.7	(2)
Other dried and dehydrated vegetables		0111	12/82	103.7	(2)	103.7	9.6	(2)
Sugar and confectionery	025			122.8	123.7	123.9	1.9	.2
Raw cane sugar and byproducts	0252			119.7	119.6	119.7	.8	.1
Raw cane sugar		01						
Raw cane sugar		0101		119.7	119.6	119.7	.8	.1
Refined sugar	0253			122.5	122.8	122.7	1.9	-.1
Granulated sugar		03	06/82	124.3	125.0	125.2	3.5	.2
Consumer units and individual services		0301	06/82	126.7	127.1	127.7	2.1	.5
Commercial units and bulk		0302	06/82	123.4	124.2	124.2	4.0	0
Liquid sugar or sugar syrup		06	06/82	119.0	120.1	120.2	-2.9	.1
Confectionery materials	0254			102.4	105.4	106.6	3.8	1.1
Chocolate coatings		0104	06/83	97.7	94.2	97.8	6.9	3.8
Other chocolate and cocoa products		0105	06/83	100.0	98.7	100.2	2.5	1.5
Corn sweeteners		0107	06/85	120.3	127.4	128.2	3.8	.6
Confectionery end products	0255			139.1	139.7	139.6	1.5	-.1
Chewing gum		02						
Chewing gum		0201		131.2	131.2	131.2	1.3	0
Candy and nuts		03	06/83	122.2	122.2	122.1	1.3	-.1
Chocolate and chocolate-type confectionery products		0301	06/83	118.7	118.9	118.9	1.0	0
Nonchocolate-type confectionery products		0302	06/83	125.6	125.1	124.8	3.5	-.2
Other confectionery products		0303	06/83	127.4	127.5	127.3	-.1	-.2
Sweetening syrups and molasses		04	12/85	137.5	149.3	149.3	3.2	0
Beverages and beverage materials	026			121.0	120.5	120.8	3.2	.2
Alcoholic beverages	0261			117.7	116.7	117.3	2.5	.5
Malt beverages		01		117.1	115.5	115.9	1.3	.3
Bottled beer		0101		108.6	108.6	108.8	4.0	.2
Canned beer		0103		122.4	121.2	121.7	1.2	.4
Barrels and kegs		0105	06/82	123.4	108.9	108.9	-11.6	0
Other malt beverages		0107	06/82	105.8	105.6	105.6	1.7	0
Distilled spirits exc brandy (bulk & bott)		02		124.3	125.4	126.1	6.1	.6
Bottled liquor, except brandy		0215	06/83	121.8	122.6	123.5	6.1	.7
Wines, brandy and brandy spirits		04	12/83	116.0	115.2	116.2	3.9	.9
Grape table wines		0431	12/83	110.0	109.2	109.9	1.3	.6
Other fruit and berry wines		0433	12/83	111.5	111.5	111.5	0	0
Dessert wines		0434		110.5	108.2	110.5	2.1	2.1
Sparkling wines		0435	12/83	102.6	102.6	103.6	3.1	1.0
Soft drinks	0262			121.6	121.5	121.7	4.5	.2
Cola, excluding diet cola		01		125.0	124.7	125.0	5.6	.2
Cola, bottled, excluding diet cola		0106		130.4	130.8	130.8	3.8	0
Cola, cans, excluding diet cola		0121		113.9	112.9	113.1	8.0	.2
Cola, bulk, excluding diet cola		0131		127.9	125.8	129.0	10.5	2.5
Other carbonated drinks		05		116.6	116.7	117.0	2.7	.3
Carbonated orange soda		0502		117.5	112.5	109.4	-8.1	-2.8
Lemon, lime and lemon-lime		0503		120.3	123.3	124.5	8.2	1.0
Ginger ale		0505		103.1	98.6	100.9	(2)	2.3
Other carbonated nondiet soda		0509		120.3	118.6	120.4	3.7	1.5
Diet cola		0511		109.4	111.5	108.7	.9	-2.5
Other carbonated diet soda		0519		128.5	128.6	131.2	3.6	2.0
Noncarbonated soft drinks		06		127.0	127.0	127.0	7.2	0
Other noncarbonated fruit drinks and ades		0609		125.3	125.3	125.3	7.2	0
Packaged beverage materials	0263			117.0	117.2	117.2	2.4	0
Coffee (whole bean, ground, & instant)		01		114.7	114.9	114.9	2.3	0
Soluble (instant) coffee		0103		113.6	113.6	113.6	3.4	0
Ground roasted and whole bean coffee		0104	06/88	100.0	100.2	100.2	1.9	0
Tea		03		126.7	126.7	126.7	3.7	0
Tea, in consumer packages		0313	12/85	107.4	107.4	107.4	3.7	0
Other beverage materials	0264			127.5	127.1	126.8	1.9	-.2
Malt and malt byproducts		0101		99.7	95.5	94.5	-7.2	-1.0
Liquid beverage bases, not used for soft drinks		0109	12/85	116.8	118.1	117.3	7.6	-.7
Liquid beverage bases, used for soft drinks		0111	12/85	126.0	126.0	126.0	3.5	0
Flavoring syrups for fountain, ice cream, home bev.		0113	12/85	110.7	112.2	112.2	2.6	0
Fats and oils	027			124.6	126.7	123.9	13.8	-2.2

See footnotes at end of table.

Digitized for FRASER
http://fraser.stlouisfed.org/
Federal Reserve Bank of St. Louis

Table 6. Producer price indexes and percent changes for commodity groupings and individual items—Continued

(1982=100 unless otherwise indicated)

Commodity	Commodity code		Other index base	Index			Unadjusted percent change to Sep. 1990 From:	
				May 1990[1]	Aug. 1990[1]	Sep. 1990[1]	Sep. 1989	Aug. 1990
Animal fats and oils	0271			88.8	94.6	86.3	-9.5	-8.8
Lard		0109	12/88	94.7	107.8	96.7	-8.8	-10.3
Edible tallow and stearin		0113	12/88	94.0	86.1	81.9	-11.4	-4.9
Crude vegetable oils	0272			124.6	126.4	124.5	30.9	-1.5
Crude soybean oil		0102	12/87	133.6	133.7	131.3	29.5	-1.8
Cottonseed oil, crude		0111		137.3	154.7	151.2	30.3	-2.3
Vegetable oils, refined	0275		06/85	75.7	76.6	74.9	8.9	-2.2
Cottonseed oil, refined		0101	06/85	79.2	84.4	82.8	32.1	-1.9
Shortening and cooking oil	0276			127.7	129.8	127.0	10.0	-2.2
Shortening, 100% vegetable		0102	12/89	113.3	115.3	115.1	([2])	-.2
Shortening, animal or vegetable/animal		0104	12/89	([2])	91.8	91.8	([2])	0
Hydrogenated oils, other than baking		0107		105.9	107.5	105.1	-1.3	-2.2
Margarine		0109		132.7	139.7	133.1	9.4	-4.7
Salad and cooking oils		0111		135.0	134.3	131.2	11.2	-2.3
Miscellaneous processed foods	028			133.8	134.9	135.0	3.6	.1
Jams, jellies, and preserves	0281			121.0	124.6	125.7	5.1	.9
Pickles and pickle products	0282			135.9	142.1	143.3	7.9	.8
Processed eggs	0283			114.7	111.2	108.7	-12.8	-2.2
Frozen or liquid whole eggs		0101		116.8	107.0	98.7	-18.6	-7.8
Dried whole eggs		0102		103.2	104.0	104.0	-9.6	0
Canned specialties	0284			132.5	132.4	131.5	2.8	-.7
Canned dry beans		0102	12/82	125.4	126.0	126.0	1.4	0
Canned specialty foods		0103	12/82	108.8	110.8	110.3	1.4	-.5
Canned soups		0104	12/82	152.3	150.0	147.5	2.3	-1.7
Frozen specialties	0285			130.9	134.4	133.8	3.6	-.4
Frozen pies and other baked goods		0109	12/82	133.6	137.1	136.8	4.0	-.2
Frozen dinners, meat pies, ethnic foods		0111	12/82	132.9	137.0	136.3	2.9	-.5
Other frozen specialties		0113	12/82	122.8	123.5	122.9	5.5	-.5
Meat sauces	0286			141.8	141.8	141.8	2.3	0
Other miscellaneous processed foods	0289			137.4	137.9	138.5	4.0	.4
Mayonnaise, salad dressings, and sandwich spreads		0102	12/86	117.9	118.3	119.3	6.0	.8
Flavoring extracts, emulsions & other liquid flavors		0151	12/85	103.0	103.1	103.1	.2	0
Miscellaneous flavoring powders and tablets		0153	12/85	113.9	113.5	113.5	4.6	0
Fruit, crushed or whole for fountain & ice cream use		0155	12/85	113.1	([2])	113.1	-1.2	([2])
Food colorings		0157	12/85	90.4	90.4	90.4	([2])	0
Manufactured ice		0161	12/85	111.9	112.5	112.7	6.4	.2
Chips (potato, corn, etc.)		0172	12/85	114.0	113.0	113.4	4.3	.4
Other food preparations		0175	12/85	119.2	120.1	120.4	3.4	.2
Prepared animal feeds	029			109.1	107.5	107.9	-6.4	.4
Grain by-product feeds	0291			90.8	80.6	80.7	-13.3	.1
Wheat mill feed		0103	06/83	88.3	78.6	79.4	-6.5	1.0
Gluten feed, corn		0107		84.3	70.0	75.2	-16.0	7.4
Vegetable cake and meal feeds	0292			86.6	85.3	89.0	-19.5	4.3
Cottonseed cake and meal		0101		99.2	106.9	107.4	-4.6	.5
Soybean meal		0111		84.6	82.8	86.8	-20.9	4.8
Corn gluten meal		0113	06/85	148.8	141.4	143.3	-13.4	1.3
Formula feeds	0293			113.7	110.8	109.6	-4.2	-1.1
Poultry feeds: egg-type, broiler and turkey		0102	12/86	126.2	121.7	119.9	-5.7	-1.5
Dairy cattle feeds, complete		0104	12/86	120.6	116.8	114.0	-1.4	-2.4
Dairy cattle feeds, supplements and concentrates		0106	12/86	112.8	110.6	110.7	-9.4	.1
Swine feeds, complete		0108	12/86	123.7	121.6	118.9	-.6	-2.2
Swine feeds, supplements and concentrates		0112	12/86	111.7	110.6	111.8	-6.1	1.1
Beef cattle feeds, complete		0114	12/86	125.5	123.9	123.7	-2.4	-.2
Beef cattle feeds, supplements and concentrates		0116	12/86	113.0	111.7	111.4	-.6	-.3
Other poultry and livestock feeds		0118	12/86	118.5	117.1	116.9	1.1	-.2
Miscellaneous feedstuffs	0294			127.5	129.8	130.1	.6	.2
Pet food		02		135.7	138.7	139.1	3.3	.3
Dog and cat food		0202	12/85	115.8	118.5	118.7	3.3	.2
Other pet and specialty feeds		0203	12/85	121.7	([2])	123.8	2.0	([2])
Other than pet food		03		105.4	105.5	105.7	-8.0	.2
Meat meal and meat and bone meal		0301		102.7	100.8	102.1	-15.6	1.3
Fish scrap and meal		0305		106.6	104.7	([2])	([2])	([2])
Grain, ground, rolled		0307		79.1	76.1	74.7	-2.2	-1.8
Sugar beet pulp, all forms		0313	06/82	148.5	153.0	156.9	6.6	2.5
Feed grade condensed and evaporated mi		0315	12/83	103.0	97.6	96.4	-1.4	-1.2

See footnotes at end of table.

Digitized for FRASER
http://fraser.stlouisfed.org/
Federal Reserve Bank of St. Louis

Table 6. Producer price indexes and percent changes for commodity groupings and individual items—Continued

(1982=100 unless otherwise indicated)

Commodity	Commodity code		Other index base	Index			Unadjusted percent change to Sep. 1990 From:	
				May 1990[1]	Aug. 1990[1]	Sep. 1990[1]	Sep. 1989	Aug. 1990
Miscellaneous foodstuffs--Continued	0294							
Other corn wet process by-products		0317	06/85	91.4	(2)	(2)	(2)	(2)
Cottonseed hulls		0319	06/85	215.7	238.3	224.6	12.1	-5.7
Textile products and apparel	03			114.8	114.9	115.0	1.8	.1
Synthetic fibers	031			106.7	106.5	107.3	1.3	.8
Unprocessed filament yarns	0315			105.4	106.8	106.6	-.2	-.2
Cellulosic		01		133.2	133.2	133.2	1.3	0
Non-cellulosic		02		100.4	101.9	101.7	-.4	-.2
Polyester textile yarn, high denier		0223	12/89	100.2	100.2	100.2	(2)	0
Polyester industrial yarn		0224	06/83	127.1	125.4	124.9	(2)	-.4
Fibrous glass yarn		0231		122.7	121.1	121.1	-5.4	0
Polyolefin fibers, excluding producer textured		0232	12/89	98.0	96.2	96.2	(2)	0
Staple, tow, and fiberfill	0318			104.8	103.2	104.9	2.7	1.6
Cellulosic		01						
Non-cellulosic		02		98.0	96.1	98.0	1.7	2.0
Nylon and aramid		0201		95.9	87.9	94.7	-.8	7.7
Polyester		0203		109.3	108.5	108.6	4.1	.1
Polyolefin		0209	12/89	99.2	98.9	98.8	(2)	-.1
Processed yarns and threads	032			113.6	111.6	111.1	0	-.4
Yarns	0326			112.0	109.8	109.3	-.3	-.5
Cotton		01		101.1	102.3	101.9	1.9	-.4
Gray combed cotton yarn		0102	12/82	105.9	107.1	106.9	-.6	-.2
Gray carded cotton yarn		0104	12/82	96.0	96.2	95.2	.4	-1.0
Interplant transfers of gray cotton yarn		0106	12/88	103.3	105.5	105.5	4.9	0
Finished cotton yarn		0107	12/82	117.1	119.2	118.5	1.8	-.6
Wool		02		97.8	93.2	94.0	-8.9	.9
Gray spun wool yarn		0201	12/88	101.1	101.1	101.1	-5.2	0
Synthetic		03		115.4	112.4	111.8	-.6	-.5
Rayon and/or acetate yarn		0301	12/82	120.0	120.9	120.9	3.7	0
Acrylic and/or modacrylic yarn		0303	12/82	106.1	105.9	105.9	.8	0
Gray and finished spun polyester yarn		0305	12/82	112.5	110.3	109.7	-.4	-.5
Interplant transfers of gray synthetic yarn		0306	12/88	104.1	104.0	104.0	8.2	0
Textured polyester filament yarn		0307	12/82	(2)	(2)	(2)	(2)	(2)
Textured nylon filament yarn		0309	12/82	113.5	111.2	113.5	3.9	2.1
Textured yarns except nylon and polyester		0311	06/83	119.8	113.3	109.1	-8.9	-3.7
Other synthetic yarn		0313	06/83	110.0	111.2	111.2	1.4	0
Covered elastic yarn		0315	06/84	117.4	117.4	117.4	2.4	0
Other throwing and winding mill products		04	12/88	106.9	107.4	107.4	4.4	0
Thrown filament yarns, except textured		0402	12/88	108.7	109.3	109.3	4.5	0
Commission throwing/texturing filament yar		05	12/88	103.6	99.9	99.9	-2.0	0
Other finishing of yarn		06	12/89	100.8	101.5	101.5	(2)	0
Commission finishing of yarn, raw stock/narrow fabr.		0602	12/89	101.1	102.0	102.0	(2)	0
Threads	0327			133.5	133.5	134.4	3.6	.7
Cotton finished		01		137.7	137.9	137.9	3.5	0
Synthetic and silk, finished		03		130.2	130.3	131.7	3.9	1.1
Synthetic and silk thread, home use		0335	06/84	115.5	115.5	115.5	-.1	0
Synthetic and silk thread, industrial use		0337	06/84	122.2	122.2	123.8	4.6	1.3
Unfinished thread		04	12/88	104.6	104.6	104.6	2.5	0
Gray fabrics	033			117.2	117.4	117.2	1.2	-.2
Broadwovens	0337			117.9	118.2	118.0	1.4	-.2
Cotton		01		114.1	114.8	112.4	2.4	-2.1
Sheeting		0103		87.8	87.5	87.2	1.5	-.3
Twill weaves		0115		109.5	107.8	108.3	.7	.5
Other gray cotton		0123	06/87	112.3	113.1	109.4	1.4	-3.3
Wool		02						
Wool broadwoven fabric		0201	06/85	117.2	116.7	116.7	2.5	0
Synthetic		03		115.5	115.6	116.2	1.0	.5
Filament rayon and/or acetate fabric		0301	06/87	122.1	119.9	120.7	-1.5	.7
Filament polyester fabric		0303	06/87	107.5	106.2	109.7	-1.8	3.3
Filament nylon fabric		0305	06/87	125.6	(2)	(2)	(2)	(2)
Plain printcloth, spun polyester/cotton blend		0363		120.2	120.4	118.8	1.5	-1.3
Twill weaves		0379	06/87	106.5	108.6	109.0	5.2	.4
Spun/filament yarn fabrics		0381	06/87	110.8	109.5	111.0	4.7	1.4
Other gray fabrics		0383	06/87	(2)	(2)	(2)	(2)	(2)
Knits	0338			110.0	110.1	110.3	1.5	.2
Circular knits, except hosiery		03						
Circular knits, except hosiery		0301		107.4	107.4	107.7	-1.6	.3
Warp knits, except hosiery		04						
Warp knits, except hosiery		0401		112.6	112.8	112.8	4.6	0
Other fabrics	0339							

See footnotes at end of table.

Digitized for FRASER
http://fraser.stlouisfed.org/
Federal Reserve Bank of St. Louis

Table 6. Producer price indexes and percent changes for commodity groupings and individual items—Continued

(1982=100 unless otherwise indicated)

Commodity	Commodity code	Other index base	Index			Unadjusted percent change to Sep. 1990 From:	
			May 1990[1]	Aug. 1990[1]	Sep. 1990[1]	Sep. 1989	Aug. 1990
Other fabrics--Continued	0339						
Tire cord fabric	0101	06/84	110.5	110.3	110.0	0.2	-0.3
Finished fabrics	034		115.9	115.9	115.7	1.3	-.2
Broadwovens	0342		115.2	115.1	114.8	.1	-.3
Cotton	01		107.7	107.4	106.8	1.7	-.6
Corduroy	0106	06/87	118.1	118.2	118.0	4.4	-.2
Broadcloth	0115	06/87	106.0	103.9	105.1	1.0	1.2
Blue indigo denim	0117	06/87	102.3	98.2	98.5	-4.9	.3
Other finished fabrics	0119	06/87	112.0	113.2	111.3	1.9	-1.7
Wool	02		126.7	126.2	126.2	-2.8	0
Apparel fabrics	0203	06/85	115.6	115.1	115.1	-3.4	0
Non-apparel fabrics and felts	0207	06/85	124.6	124.4	124.7	.5	.2
Synthetic	03		117.7	117.8	117.5	.3	-.3
Filament polyester fabric	0301	06/87	110.0	109.1	109.1	-.9	0
Other filament fabrics	0303	06/87	107.8	107.8	107.5	.5	-.3
Broadcloth	0305	06/87	108.3	108.3	108.4	.1	.1
Twill weaves	0307	06/87	105.4	108.9	105.8	1.2	-2.8
Spun/filament yarn fabric	0309	06/87	107.5	107.7	107.5	2.0	-.2
Other finished fabric	0311	06/87	111.3	113.0	113.2	2.3	.2
Knits	0343		108.5	108.7	108.3	.7	-.4
Circular knit outerwear fabric	04		105.1	105.5	104.8	1.1	-.7
Single knit	0403		109.4	110.1	109.4	1.9	-.6
Double and rib knit	0413		104.4	103.6	103.0	-1.7	-.6
Other circular knit fabric	05		115.1	114.8	114.8	-.8	0
Underwear and nightwear fabric	0501		130.9	129.9	(2)	(2)	(2)
High pile fabric	0503		108.2	108.2	108.2	-2.5	0
All other circular knit fabrics	0505		109.2	109.2	109.2	.9	0
Warp knit outerwear fabric	06		118.6	117.5	117.5	2.1	0
Warp knit underwear and nightwear fabric	07						
Warp knit underwear and nightwear fabric	0703		112.9	113.8	113.8	2.8	0
Other warp knit fabric	08		110.0	110.0	110.0	-.9	0
Narrow fabrics	0344		110.4	111.2	111.2	3.6	0
Nonwovens and felt goods	0345		131.1	130.8	130.9	1.9	.1
Nonwoven fabrics	0321		132.6	132.4	132.6	2.9	.2
Pressed wool felt	0331	12/85	130.7	128.0	128.0	-3.8	0
Punched or needled felt	0332	12/85	104.7	105.0	105.0	-1.8	0
Coated fabrics, not rubberized	0346	06/85	114.0	113.2	112.5	2.0	-.6
Vinyl coated or laminated fabric	0102	06/85	113.2	111.9	112.2	1.8	.3
Polyurethane and other coated or laminated fabric	0103	06/85	115.6	115.6	113.0	1.9	-2.2
Embroideries and lace goods	0347	06/85	123.7	123.6	123.7	4.8	.1
Embroideries	01	06/85	123.2	123.3	123.3	4.9	0
Schiffli machine embroideries	0105	06/85	127.9	127.9	128.2	-.4	.2
Other embroideries and needlework on fabric	0106	12/85	121.6	121.6	121.6	6.9	0
Lace goods	02	12/85	127.0	125.6	125.6	4.2	0
Apparel & other fabricated textile prods	038		115.7	116.1	116.3	2.4	.2
Apparel	0381		117.2	117.7	117.8	2.4	.1
Women's	01		115.5	116.1	116.3	2.5	.2
Skirts, including uniforms	0122		98.8	107.6	109.5	3.1	1.8
All other outerwear, n.e.c.	0143	06/83	106.8	105.6	105.6	-.7	0
Sweaters, jackets, and jerseys	0144	12/84	(2)	112.5	111.3	2.5	-1.1
Dresses	0145	12/84	(2)	115.4	114.8	(2)	-.5
Suits	0146	12/84	108.7	108.7	109.3	3.4	.6
Slacks, jeans, and dungarees	0151	12/84	101.3	101.2	101.5	2.8	.3
Blouses, waists & shirts exc. knit sport & sweat	0152		144.8	145.0	145.0	3.3	0
Knit outerwear sportshirts, incl. sweatshirts	0153		141.2	(2)	(2)	(2)	(2)
Separate tailored suit-type jackets, incl. uniforms	0162		108.4	108.9	108.9	2.7	0
Tailored coats, ex. fur, all leather & raincoats	0163		99.0	99.0	99.0	2.6	0
Leather coats and jackets	0166	12/85	116.6	119.3	117.8	.7	-1.3
Raincoats and other waterproof outergarments	0167		129.2	129.2	(2)	(2)	(2)
Finished seamless and simulated seamed hosiery	0169	06/84	110.0	109.5	110.2	3.9	.6
Unfinished seamless and simulated seamed hosiery	0171	06/84	110.4	110.7	111.4	5.4	.6
Brassieres	0174		116.5	119.3	119.3	-1.7	0
Girdles, corsets, combinations and accessories	0175		131.7	132.8	132.8	3.0	0
Panties	0176		120.2	120.6	120.6	2.0	0
Slips, half slips, and petticoats	0177		114.6	114.7	114.7	3.8	0
Nightwear	0178		112.2	112.6	112.5	1.0	-.1
Ladies' robes, dressing gowns and housecoats	0179		105.9	106.1	105.8	1.2	-.3
Underwear, except slips and panties	0181	06/83	123.1	123.9	123.9	1.1	0
Bathing suits	0182		126.7	132.7	137.9	4.8	3.9
Washable service apparel	0188		108.2	108.2	108.2	-3.2	0
Men's and boys'	02		120.1	120.6	120.6	2.4	0
Men's business & other suits, regular & light weight	0206		130.9	132.0	132.0	3.5	0

See footnotes at end of table.

Digitized for FRASER
http://fraser.stlouisfed.org/
Federal Reserve Bank of St. Louis

Table 6. Producer price indexes and percent changes for commodity groupings and individual items—Continued

(1982=100 unless otherwise indicated)

Commodity	Commodity code	Other index base	index			Unadjusted percent change to Sep. 1990 From:	
			May 1990[1]	Aug. 1990[1]	Sep. 1990[1]	Sep. 1989	Aug. 1990
Apparel--Continued	0381						
Men's & boys' dress, sport, & uniform trousers	0215		117.6	117.6	117.7	1.2	0.1
Men's & boys' denim jeans & casual slacks	0217		118.6	118.3	117.7	.6	-.5
Men's & boys' jeans & jean-cut casual slacks, oth fa	0219		107.9	108.1	108.0	1.7	-.1
Men's and boys' work clothing	0221		112.7	113.3	113.3	1.5	0
Men's and boys' work shirts	0228	06/83	119.0	120.0	119.9	.8	-.1
Men's sport coats & jackets, business type & other	0256		126.9	128.0	128.0	2.9	0
Men's/boys' sweaters, jackets, and jerseys	0258	12/84	112.7	115.7	115.6	1.1	-.1
Men's & boys' raincoats & other waterproof outergar.	0266	06/85	115.2	116.2	(2)	(2)	(2)
Men's and boys' leather coats and jackets	0267	12/85	132.1	132.3	132.3	3.4	0
Men's finished hosiery	0272		120.1	120.1	120.2	2.9	.1
Men's unfinished hosiery	0273	06/84	106.1	106.5	106.5	4.8	0
Men's and boys' knit undershirts	0274		122.7	122.7	122.7	5.7	0
Men's and boys' knit shorts and briefs	0275		110.2	111.2	111.2	1.7	0
Men's and boys' robes and dressing gowns	0279	06/85	110.3	109.9	109.9	1.4	0
Men's/boys' swimwear, athletic shorts & oth. outerwr	0281	12/84	119.1	119.1	119.7	5.3	.5
Men's and boy's neckwear	0282		124.2	124.9	125.0	2.9	.1
Boys' dress and sport trousers	0292		99.1	99.1	99.1	-.8	0
Men's/boys' shirts, excl. sport & sweatshirts	0296	12/84	121.9	123.4	123.1	1.8	-.2
Men's/boys' woven sportshirts	0297	12/84	108.3	108.5	108.5	3.2	0
Men's/boys' knit sportshirts incl. sweatshirts	0298	06/83	110.3	110.3	110.4	2.8	.1
Girls', children's and infants'	03		115.1	115.3	115.0	3.4	-.3
Dresses/blouses/shirts, ex. knit sport & sweatshirts	0349	12/84	115.5	116.9	115.8	1.1	-.9
Knit sport and sweatshirts	0351	12/84	110.4	110.1	110.0	5.6	-.1
Coats, coat and legging, and snowpant sets	0352	12/84	117.4	(2)	(2)	(2)	(2)
Other outerwear, n.e.c.	0355	12/84	103.7	104.0	104.0	6.4	0
Infants' and children's anklet hosiery	0363	06/84	108.8	108.8	108.8	1.7	0
Other infants' and children's finished hoisery	0365	06/84	103.4	103.5	103.4	0	-.1
Underwear	0368	06/82	137.8	137.7	137.7	3.1	0
Nightwear	0369	06/82	123.6	123.6	124.5	4.2	.7
Miscellaneous apparel and accessories	04	12/83	111.7	111.6	111.6	1.5	0
Fur products	0407	12/83	101.0	100.7	100.7	-4.7	0
Millinery	0409	06/85	105.6	106.4	106.4	1.9	0
Hats and hat bodies, except cloth and millinery	0411	06/85	126.5	125.2	126.7	8.1	1.2
Cloth hats and caps	0412	06/85	114.9	114.7	114.7	4.9	0
Fabric workgloves and mittens	0419	06/85	112.3	112.7	112.7	2.5	0
Waterproof outergarments, n.e.c.	0421	06/85	118.9	118.9	118.9	1.7	0
Leather & sheep lined clothing,ex. coats & jackets	0423	12/85	111.8	111.3	111.3	(2)	0
Belts, other than leather	0425	06/85	105.1	105.1	104.4	.9	-.7
Knit products, n.e.c.	0429	12/85	107.4	107.4	107.4	3.4	0
Apparel and accessories, n.e.c.	0441	12/85	109.9	110.4	110.4	2.7	0
Contract work on apparel	05	06/87	108.8	109.3	109.9	2.1	.5
Textile housefurnishings	0382		109.3	109.6	109.9	2.2	.3
Bed clothes	01		109.9	110.6	110.5	1.8	-.1
Bedspreads and bedsets	0102		107.9	108.0	108.0	-.2	0
Sheets and pillow cases	0134	06/86	109.4	109.9	109.9	2.5	0
Comforters	0136	06/87	89.5	90.1	90.1	1.3	0
Blankets	0138	06/87	113.4	118.2	117.4	5.3	-.7
Other textile housefurnishings	03	06/83	109.5	109.7	110.1	2.3	.4
Towels and washcloths	0303		105.0	105.5	105.1	1.4	-.4
Draperies	0307		123.0	123.1	123.9	2.8	.6
Curtains, except lace	0308	06/84	111.8	112.7	113.7	3.9	.9
Other textile housefurnishings	0311	06/83	109.0	108.7	109.5	2.5	.7
Fabricated products, n.e.c.	0383		111.7	111.9	112.2	2.5	.3
Camping equipment	02		114.4	115.0	114.6	.7	-.3
Camping tents	0212		118.8	119.9	119.9	1.0	0
Industrial and other fabricated products	03		111.9	112.0	112.3	2.5	.3
Men's/boys' suit, coat findings & hat,	0305	12/83	119.5	119.5	120.7	2.7	1.0
Automotive trimmings	0308	12/83	106.7	106.7	106.7	.8	0
Other trimmings and findings	0311	12/83	105.3	105.3	105.5	.4	.2
Hard fiber cordage and twine	0323	06/85	83.8	(2)	83.6	5.4	(2)
Soft fiber cordage and twine, except cotton	0324	06/85	124.7	124.6	125.2	1.6	.5
Tarpaulins and other covers	0332		125.2	126.1	125.7	2.0	-.3
Textile bags	0341	12/85	110.4	110.4	113.5	4.6	2.8
Tents, other than camping tents	0343	12/85	104.8	106.9	106.9	2.0	0
Awnings	0344	12/85	125.1	122.0	122.1	1.8	.1
All other industrial and fabricated products	0351	12/85	103.2	103.5	103.3	4.3	-.2
Miscellaneous textile products/services	039	06/85	113.6	114.0	114.0	.1	0
Textile materials n.e.c. & proc. textile	0391	06/85	117.6	117.9	117.6	-1.0	-.3
Textile fibers, yarns, and fabrics, n.e.c.	01	06/85	112.0	112.1	111.5	-4.4	-.5
Scouring and combing mill products, n.e.c.	0102	06/85	119.4	118.3	114.7	-14.8	-3.0
Padding and upholstery filling	0104	12/85	109.5	109.7	110.1	1.2	.4
Other non-fabricated products, n.e.c.	0109	06/85	105.7	107.3	108.2	.9	.8
Textile waste	02	12/85	126.3	126.7	126.6	1.4	-.1
Waste rags and textile waste	0202	12/86	124.9	125.7	125.7	-.8	0
Used wiping cloths	0203	12/86	100.8	100.8	100.8	1.1	0

See footnotes at end of table.

Digitized for FRASER
http://fraser.stlouisfed.org/
Federal Reserve Bank of St. Louis

Table 6. Producer price indexes and percent changes for commodity groupings and individual items—Continued

(1982=100 unless otherwise indicated)

Commodity	Commodity code		Other index base	Index			Unadjusted percent change to Sep. 1990 From:	
				May 1990[1]	Aug. 1990[1]	Sep. 1990[1]	Sep. 1989	Aug. 1990
Contract work on textile products	0392		06/87	107.0	107.7	108.2	2.9	0.5
Commission finishing of broadwoven fabrics		0101	06/87	109.1	110.4	111.4	4.6	.9
Commission knitting of gray fabric		0103	06/87	104.6	104.6	104.6	.4	0
Comm. knitting/finishing or finishing only of knits		0105	06/87	106.1	106.3	106.4	2.1	.1
Hides, skins, leather, and related products	04			143.7	142.0	141.6	2.6	-.3
Hides and skins	041			233.0	217.3	210.3	-3.1	-3.2
Cattle hides	0411			233.3	217.1	209.9	-3.4	-3.3
Other hides, skins, and pelts	0417		12/88	117.5	117.5	117.5	7.4	0
Leather	042			181.2	176.9	177.3	2.8	.2
Finished cattlehide and kipside leather	0421			174.7	171.2	172.2	2.6	.6
Sole leather		01		177.9	172.3	173.2	2.4	.5
Upper leather, including patent		02		166.5	161.3	162.6	.8	.8
Dress and casual shoe		0201		167.7	163.4	164.4	2.2	.6
Other upper leather		0202		(2)	150.6	153.0	-6.3	1.6
Other grains except offal		03		191.6	191.6	192.6	5.9	.5
Bag, case, and strap leather		0301		221.5	222.0	227.1	10.2	2.3
Garment leather		0302		161.5	158.9	159.1	1.5	.1
Upholstery leather		0303		180.5	183.2	184.1	6.6	.5
Other grains		0304		215.0	211.5	209.5	3.2	-.9
Finished splits		04						
Finished splits		0401		182.1	182.1	182.1	4.5	0
Finished sheep and lamb leather	0423			166.4	168.5	168.1	-1.0	-.2
Garment leather		0103		174.5	177.7	177.1	-1.4	-.3
Rough, crust, and wet blue		0101		306.9	288.4	282.3	5.7	-2.1
Other finished leather, n.e.c.		0101	06/83	117.6	116.3	116.6	1.0	.3
Footwear	043			125.8	125.8	126.3	3.3	.4
Men's footwear	0431			133.0	132.9	133.1	3.8	.2
Men's leather upper footwear		01		135.0	134.9	135.1	4.2	.1
Dress and casual shoes		0113		136.4	135.0	135.7	3.6	.5
Boots		0115		126.9	127.4	127.0	6.0	-.3
Work shoes or boots		0117		137.2	138.8	138.7	3.5	-.1
Houseslippers, except slipper socks		0118	06/85	152.0	(2)	152.4	8.2	(2)
Men's non-leather upper footwear		03		115.6	116.1	116.1	1.4	0
Plastic upper footwear		0301		115.7	116.3	116.3	1.4	0
Men's other upper dress and casual shoes		0303	06/83	98.2	98.2	98.8	-1.1	.6
Women's footwear	0432			119.2	118.7	119.7	3.1	.8
Women's leather upper footwear		01		121.3	121.3	121.5	3.0	.2
Dress shoes		0101		119.2	119.2	119.6	5.6	.3
Casual shoes		0103		132.0	132.5	132.5	1.1	0
House slippers, except slipper socks		0104	06/85	164.8	164.8	164.8	1.0	0
Women's plastic upper footwear		03		114.3	113.3	113.4	3.1	.1
Dress shoes		0301		105.2	103.2	103.0	0	-.2
Casual shoes		0303		114.3	114.0	114.0	5.5	0
Women's other non-leather upper footwear		04		129.2	128.0	134.0	3.7	4.7
Casual footwear		0403		112.8	115.4	113.7	2.6	-1.5
House slippers, except slipper socks		0407	06/85	115.0	109.7	123.0	.5	12.1
Children's footwear (size 8 1/2 - 12)	0433			128.7	131.5	131.9	5.4	.3
Children's leather upper footwear		0141		136.6	140.4	140.4	7.1	0
Misses' footwear (size 12 1/2 - 2 1/2)	0434			116.4	120.0	120.0	-.1	0
Misses' leather upper footwear		0147		117.0	117.0	117.0	-4.7	0
Youths', boys' ftwear. (size 12 1/2-6)	0435			128.9	128.9	128.9	.6	0
Infants', babies' ftwear. (size 1-8)	0436			126.5	128.7	128.2	3.6	-.4
Infants' and babies' leather upper footwear		0159		131.3	134.2	133.4	4.4	-.6
Infants' and babies' non-leather upper footwear		0161		117.6	117.6	118.2	.5	.5
Athletic footwear	0437			124.1	124.1	124.1	.8	0
Other footwear	0438							
Other leather and related products	044			129.2	130.4	130.2	4.7	-.2
Luggage and small leather goods	0441			127.1	128.6	127.8	3.8	-.6
Hand luggage		0112	12/84	112.4	113.6	110.1	1.5	-3.1
Luggage other than hand luggage		0113	12/84	123.8	124.4	124.5	4.6	.1
Women's & children's handbags & purses		0128	06/82	(2)	(2)	(2)	(2)	(2)
Other personal leather goods		0132	06/82	128.1	130.2	130.6	4.6	.3

See footnotes at end of table.

Digitized for FRASER
http://fraser.stlouisfed.org/
Federal Reserve Bank of St. Louis

Table 6. Producer price indexes and percent changes for commodity groupings and individual items—Continued

(1982=100 unless otherwise indicated)

Commodity	Commodity code		Other index base	Index			Unadjusted percent change to Sep. 1990 From:	
				May 1990[1]	Aug. 1990[1]	Sep. 1990[1]	Sep. 1989	Aug. 1990
Gloves	0442			124.1	124.3	124.4	4.1	0.1
All leather dress & semidress gloves and mittens		0103	06/85	123.0	123.0	123.0	4.9	0
All leather work gloves and mittens		0104	06/85	122.1	122.4	122.4	3.8	0
Industrial leather	0443			138.8	138.8	138.8	.6	0
Industrial leather belting/other industrial products		0103	06/85	135.6	135.6	135.6	.5	0
Footwear cut stock	0444			139.5	140.3	140.3	2.6	0
Boot and shoe cut stock and findings		0102	12/84	121.4	122.1	122.1	2.6	0
Leather/leather-like goods, n.e.c.	0445		06/85	119.3	120.1	121.1	8.8	.8
Leather/leather-like goods, other than belts		0101	06/85	115.7	117.5	117.5	5.2	0
Leather belts		0111	06/85	122.8	122.7	124.7	12.1	1.6
Fuels and related products and power	05			74.1	82.4	91.0	23.1	10.4
Coal	051			97.7	97.2	97.3	.8	.1
Anthracite	0511			104.8	104.5	104.4	1.2	-.1
Prepared anthracite shipped		01		102.0	102.6	102.4	1.3	-.2
Bituminous coal	0512			97.6	97.2	97.2	.8	0
Spot sales of prepared bituminous coal		02		94.8	95.0	94.6	5.2	-.4
Steam electric utilities		0209		96.1	96.3	96.1	5.3	-.2
Metallurgical/coke producers		0212		92.1	91.6	90.0	7.8	-1.7
All other industrial users		0215	06/83	94.2	94.4	94.0	2.7	-.4
Contract sales of prepared bituminous coal		03		99.4	98.2	98.5	2.0	.3
Steam electric utilities		0301		103.4	101.7	102.2	1.9	.5
Metallurgical/coke producers		0303		85.9	86.9	87.0	3.8	.1
All other industrial users		0306		94.2	94.3	94.3	2.1	0
Prepared bituminous coal, resid./comm. use		05	12/86	87.9	87.9	87.9	-5.7	0
Prepared bituminous coal for export		06	12/86	89.0	93.2	89.4	1.0	-4.1
Prepared bituminous coal, intracomp. trans		07	12/86	95.4	95.0	96.6	-4.5	1.7
Unprepared coal		08		101.6	100.8	100.7	-.5	-.1
Coke oven products	052			90.7	91.2	91.0	.3	-.2
Coke	0522							
Coke		0101		84.0	84.0	83.9	-4.6	-.1
Gas fuels	053			73.9	72.4	76.5	1.5	5.7
Natural gas[3]	0531			80.1	74.8	75.8	-8.2	1.3
Interstate		0102		73.7	69.4	67.8	-16.5	-2.3
Intrastate		0103		108.0	99.3	107.7	11.3	8.5
Liquefied petroleum gas	0532			53.6	68.9	87.1	71.1	26.4
Propane		0104		54.2	83.5	96.7	87.4	15.8
Butane		0105		40.4	50.5	67.3	63.3	33.3
Ethane		0106		40.8	60.5	78.2	86.6	29.3
Other natural gas liquids		0107	06/84	61.2	66.9	89.1	60.3	33.2
Electric power	054			115.5	122.0	122.4	1.4	.3
Commercial power, 40 kw demand	0542			113.7	119.1	119.5	.8	.3
New England		1101		101.0	114.1	115.1	3.4	.9
Mid-Atlantic		1204		102.0	105.4	107.1	.9	1.6
East North Central		1307		112.5	112.0	113.5	-3.3	1.3
West North Central		1411		129.6	144.5	144.2	1.4	-.2
South Atlantic		1514		116.0	115.8	115.8	-.8	0
East South Central		1617		116.3	117.9	117.4	-.5	-.4
West South Central		1721		109.0	121.6	121.2	4.4	-.3
Mountain		1824		106.3	110.6	107.8	-2.3	-2.5
Pacific		1927		133.3	142.8	142.8	3.0	0
Industrial power, 500 kw demand	0543			117.0	124.6	125.0	2.0	.3
New England		1101		102.0	110.6	111.6	6.0	.9
Mid-Atlantic		1204		117.6	121.0	122.7	5.1	1.4
East North Central		1307		117.2	116.3	117.9	.3	1.4
West North Central		1411		132.8	155.1	154.8	1.4	-.2
South Atlantic		1514		113.9	126.6	126.6	-.8	0
East South Central		1617		121.9	121.4	121.1	-.8	-.2
West South Central		1721		108.8	117.1	117.0	4.1	-.1
Mountain		1824		107.1	111.9	109.7	-2.0	-2.0
Pacific		1927		124.0	143.5	143.5	4.8	0
Crude petroleum (domestic production)	0561			54.5	74.9	90.2	60.5	20.4
Petroleum products, refined	057			65.3	74.4	86.6	41.0	16.4
Gasoline	0571			71.5	82.1	92.4	42.4	12.5

See footnotes at end of table.

Digitized for FRASER
http://fraser.stlouisfed.org/
Federal Reserve Bank of St. Louis

Table 6. Producer price indexes and percent changes for commodity groupings and individual items—Continued

(1982=100 unless otherwise indicated)

Commodity	Commodity code		Other index base	Index			Unadjusted percent change to Sep 1990 From:	
				May 1990[1]	Aug. 1990[1]	Sep. 1990[1]	Sep. 1989	Aug. 1990
Gasoline--Continued	0571							
Leaded regular motor gasoline		02		71.6	85.0	95.0	41.6	11.8
Sales to jobbers, retailers and other resellers		0202		71.3	84.7	94.6	41.4	11.7
Sales to end users		0203		82.2	96.2	110.4	48.6	14.8
Premium grade motor gasolines		03		78.4	87.3	96.9	35.1	11.0
Sales to jobbers, retailers and other resellers		0302		76.7	85.4	94.8	35.2	11.0
Sales to end users		0303		80.8	88.4	98.3	35.6	11.2
Unleaded regular gasoline		04		69.8	80.3	91.3	46.1	13.7
Sales to jobbers, retailers and other resellers		0402		69.3	79.8	90.6	46.1	13.5
Sales to end users		0403		69.7	78.3	90.8	44.4	16.0
Kerosene and jet fuels	0572			59.4	65.5	87.8	51.1	34.0
Kerosene		02						
Kerosene		0201		56.4	73.1	80.5	42.5	10.1
Jet fuels		03		59.7	64.5	88.8	52.3	37.7
Kerosene-type		0301		60.3	65.1	88.7	48.8	36.3
Light fuel oils	0573			58.4	72.2	87.3	47.2	20.9
Fuel oil no. 2		02						
Fuel oil no.2 to resellers		0201		58.5	72.4	86.7	46.5	19.8
#2 diesel fuel		03		58.6	72.7	88.4	48.6	21.6
Other light fuel oils		04						
Other light fuel oils		0401	06/85	74.6	86.0	106.1	39.2	23.4
Residual fuels	0574			50.0	45.4	59.3	26.7	30.6
Sales to resellers		07	06/85	65.0	67.9	85.4	37.7	25.8
Containing < 1% sulfur		0701		49.3	53.8	59.9	46.5	11.3
Containing > 1% sulfur		0702		52.6	53.5	72.0	33.8	34.6
Sales to end users		08						
Sales to end users		0801	06/85	66.7	54.6	73.5	19.1	34.6
Finished lubricants	0576			115.1	115.7	117.9	5.3	1.9
Lubricating grease		03		111.5	111.4	113.9	3.9	2.2
Lubricating grease		0303	06/85	109.1	109.0	111.4	3.9	2.2
Lubricating and similar oils		04						
Lubricating and similar oils		0401	06/85	108.0	108.6	110.6	5.3	1.8
Petroleum and coal products, n.e.c.	058		12/84	67.6	68.0	70.1	3.9	3.1
Petroleum and coal products, n.e.c.	0581							
Petroleum coke		0111	06/85	36.2	27.3	32.6	-20.7	19.4
Asphalt (liquid)		0112	06/85	57.3	61.3	63.1	8.6	2.9
Other petroleum and coal products		0119	12/84	144.5	140.5	140.5	3.7	0
Chemicals and allied products	06			122.3	122.4	124.8	2.8	2.0
Industrial chemicals	061			110.8	110.8	115.1	2.4	3.9
Basic inorganic chemicals[4]	0613			111.5	112.4	112.3	2.2	-.1
Alkalies and chlorine		01		102.3	104.6	102.6	-.2	-1.9
Chlorine liquid		0101		84.8	77.9	81.2	-29.0	4.2
Potassium hydroxide (caustic potash)		0102		(2)	100.6	102.1	(2)	1.5
Natural sodium carbonate		0103		107.5	111.6	111.9	4.4	.3
Sodium hydroxide, liquid (caustic soda)		0104		106.5	110.7	106.3	8.1	-4.0
Other inorganic chemicals		02		114.4	114.9	115.2	2.7	.3
Aluminum hydroxide		0206	06/87	133.4	133.4	133.4	-.6	0
Lime,inc. quick, hydrated & dead burned dolomite		0213		104.0	104.1	104.3	4.4	.2
Hydrochloric acid		0221		(2)	(2)	(2)	(2)	(2)
Sulfuric acid		0232	06/87	110.5	112.1	112.0	-.4	-.1
Other inorganic acids		0242	12/82	109.8	109.7	109.8	-.3	.1
Barite		0252	12/84	79.9	79.9	79.9	1.3	0
Sodium tripolyphosphate (STPP)		0268	06/87	88.1	88.2	88.1	-.6	-.1
Rock salt		0271	12/84	109.1	108.6	112.8	5.4	3.9
Processed or refined potassium salts		0274	12/84	114.3	110.8	109.4	1.7	-1.3
Gypsum		0276	12/84	101.9	108.7	108.7	5.6	0
Other inorganic chemicals		0282	12/82	116.2	116.7	116.9	3.5	.2
Basic organic chemicals[4]	0614			109.6	109.3	115.3	2.6	5.5
Primary		01		93.1	93.2	106.1	13.7	13.8
Benzene		0101		97.0	97.0	124.5	67.8	28.4
Ethylene		0121		128.1	123.8	135.2	-11.7	9.2
Propylene, chemical grade		0131		64.0	67.2	75.7	-7.2	12.6
Toluene		0141		107.4	127.0	144.3	78.4	13.6
Intermediate		02		121.2	121.3	123.4	1.0	1.7
Acetone		0202	06/87	110.6	(2)	(2)	(2)	(2)
Ethylene oxide		0221		241.3	215.7	212.1	(2)	-1.7
Formaldehyde		0231		108.4	97.3	98.6	-14.0	1.3
Phenol		0242	06/87	120.7	112.7	112.7	-13.1	0
Other intermediate organic chemicals		0299	06/87	116.8	117.0	119.4	2.1	2.1
Other basic organics		03		99.4	98.9	102.9	-1.2	4.0
Acetic acid		0301		146.3	(2)	(2)	(2)	(2)

See footnotes at end of table.

Digitized for FRASER
http://fraser.stlouisfed.org/
Federal Reserve Bank of St. Louis

Table 6. Producer price indexes and percent changes for commodity groupings and individual items—Continued

(1982=100 unless otherwise indicated)

Commodity	Commodity code	Other index base	Index			Unadjusted percent change to Sep. 1990 From:	
			May 1990[1]	Aug. 1990[1]	Sep. 1990[1]	Sep. 1989	Aug. 1990
Basic organic chemicals--Continued	0614						
Ethanol (ethyl alcohol)	0341		(2)	(2)	(2)	(2)	(2)
Propylene glycol	0375		103.7	110.6	110.6	-4.7	0
Other basic organics	0399	06/87	111.2	110.3	115.0	-1.8	4.3
Paints and allied products	062		126.4	127.6	131.8	7.2	3.3
Prepared paint	0621		124.3	125.3	125.4	3.9	.1
Architectural coatings	01		132.1	133.3	133.4	3.7	.1
Interior water based paint	0101		138.2	138.8	138.9	4.0	.1
Interior solvent based paint	0131		131.7	133.8	133.8	2.5	0
Exterior solvent based paint	0171	06/83	130.6	130.9	130.9	4.2	0
Exterior water based paint	0181	06/83	118.8	120.8	120.8	3.7	0
OEM finishes	02						
OEM finishes	0201	06/83	113.1	113.8	113.8	2.7	0
Special purpose coatings	03						
Special purpose coatings	0301	06/83	124.5	125.8	126.2	6.2	.3
Paint materials	0622		131.2	132.5	144.4	13.1	9.0
Paint resins	01		114.5	112.8	110.7	-4.2	-1.9
Alkyd resins	0132	12/86	111.7	112.4	114.6	2.2	2.0
Paint colors	02		143.7	144.5	144.5	2.9	0
Iron oxide pigments	0206	06/83	131.4	140.9	140.6	11.8	-.2
Titanium pigments	0209		152.7	152.0	151.5	.3	-.3
Phthalocyanine blue (blue 15)	0216		136.5	136.5	136.5	3.5	0
All other organic pigments	0298	06/87	119.0	119.3	119.7	2.0	.3
All other inorganic pigments	0299	06/83	128.8	130.8	130.8	6.2	0
Paint solvents	03		87.5	89.8	(2)	(2)	(2)
Paint fillers	04		112.4	112.5	111.9	.4	-.5
Kaolin and ball clay	0407		129.3	129.3	128.6	-.1	-.5
Talc, soapstone and pyrophyllite	0409		124.7	125.8	125.4	4.9	-.3
Allied and miscellaneous paint products	0623	06/83	126.1	128.0	128.0	3.1	0
Thinners for dopes, lacquers & oleoresinous thinners	0112	12/88	117.8	121.7	121.7	6.8	0
Misc. related prod., inc putty, brush cleaners, etc.	0113	12/88	107.7	108.6	108.6	1.9	0
Drugs and pharmaceuticals	063		170.5	171.1	172.7	7.1	.9
Medicinal and botanical chemicals	0631		101.6	101.4	102.4	2.3	1.0
Synthetic organic medicinal chemicals, bulk	0201	06/82	99.6	99.4	100.2	2.1	.8
Other medicinals and botanicals, bulk	0202	06/82	106.1	106.4	108.5	2.5	2.0
Preparations, ethical (prescription)	0635		201.2	201.5	203.4	8.4	.9
Systemic anti-infectives	01		146.7	146.9	147.9	5.3	.7
Cephalosporins	0111		168.9	168.9	170.0	5.2	.7
Erythromycins	0113		122.1	122.1	122.1	3.3	0
Tetracyclines	0114		151.5	152.4	153.1	7.7	.5
Other broad and medium spectrum antibiotics	0119		104.9	104.9	97.8	-4.5	-6.8
Systemic penicillins	0129	06/87	122.3	122.3	126.0	6.4	3.0
Urinary antibacterials	0139		234.0	235.5	248.4	13.0	5.5
Anti-arthritics	02		141.5	141.8	129.8	5.9	-8.5
Sedatives	03		454.0	454.0	454.0	20.9	0
Cardiovascular therapy	06		220.9	221.7	222.4	8.9	.3
Antihypertensive drugs	0611		219.7	221.0	221.0	8.2	0
Vasodilators	0612		192.9	192.9	192.9	7.2	0
Other cardiovasculars	0619		224.0	224.6	226.1	10.1	.7
Diabetes therapy	07		146.7	146.7	150.7	9.4	2.7
Hormones	08		167.8	154.3	181.6	13.4	17.7
Diuretics	09		193.4	193.5	193.5	7.3	0
Dermatologicals	11		194.6	194.6	195.7	8.0	.6
Fungicides	1111		190.1	190.1	197.5	10.0	3.9
Antipruritics	1112		238.9	238.9	238.9	11.3	0
Acne preparations	1113	12/87	132.1	132.1	(2)	(2)	(2)
Topical anti-infectives	1114	12/87	104.3	104.4	104.4	3.6	0
Analgesics, internal	13		218.2	218.2	218.5	5.0	.1
Narcotic analgesics	1312	12/87	122.9	122.9	123.7	2.0	.7
Non-narcotic analgesics	1323		156.6	156.6	156.6	6.1	0
Cough and cold preparations	15		209.8	216.7	216.7	9.6	0
Vitamins	16		176.2	178.4	183.8	7.1	3.0
Multivitamins	1611		193.3	197.3	206.6	7.3	4.7
Miscellaneous ethical preparations	99		255.7	257.5	259.7	9.6	.9
Anticonvulsants	9914		246.1	252.7	252.7	9.7	0
Systemic antihistamines	9915		277.9	277.9	279.8	12.8	.7
Bronchial therapy	9916		272.2	276.6	276.4	11.1	-.1
Cancer therapy products	9917		281.6	282.2	282.2	7.0	0
CNS stimulants	9918		374.0	(2)	374.0	14.2	(2)
Muscle relaxants	9922		227.2	227.2	231.0	11.3	1.7
Nutrients and supplements	9923		202.4	(2)	(2)	(2)	(2)
Opthalmic and otic preparations	9924		256.5	252.9	252.4	12.2	-.2
Psychotherapeutics	9925		290.2	294.4	305.9	16.4	3.9
Other miscellaneous ethical preparations	9999		196.8	197.4	196.5	4.4	-.5

See footnotes at end of table.

Digitized for FRASER
http://fraser.stlouisfed.org/
Federal Reserve Bank of St. Louis

Table 6. Producer price indexes and percent changes for commodity groupings and individual items—Continued

(1982=100 unless otherwise indicated)

Commodity	Commodity code	Other index base	Index			Unadjusted percent change to Sep. 1990 From:	
			May 1990[1]	Aug. 1990[1]	Sep. 1990[1]	Sep. 1989	Aug. 1990
Preparations, proprietary (over counter)	0636		156.1	155.6	157.1	2.6	1.0
Vitamins	01		128.3	129.4	131.7	5.7	1.8
Adult multivitamins	0111		126.2	127.5	130.6	5.5	2.4
B-complex	0112		128.9	133.7	133.6	6.7	-.1
Other vitamins	0119		132.3	130.4	131.4	(2)	.8
Cough and cold preparations	02		158.2	156.4	159.4	4.3	1.9
Cough syrups, expectorants, drops, lozenges, etc.	0221		141.0	141.0	141.0	3.6	0
Decongestants	0223		189.1	187.1	196.8	7.0	5.2
Other cough and cold preparations	0229		159.2	152.5	159.2	.3	4.4
Laxatives	03		152.9	152.9	152.9	6.3	0
Analgesics, internal	04		182.0	182.0	182.0	1.6	0
Non-aspirin	0412		147.3	147.3	(2)	(2)	(2)
External analgesics and counterirritants	06		94.7	94.1	95.1	-10.1	1.1
Antiseptics and antibacterials	07		136.3	136.3	136.3	.8	0
Antacids	08		151.5	152.6	152.6	.5	0
Dermatologicals	09		153.3	152.4	153.1	-1.7	.5
Antiprurities	0915	12/87	106.8	106.8	108.0	2.4	1.1
Other dermatologicals	0919		171.6	169.7	170.2	-2.5	.3
Miscellaneous proprietary preparations	99		172.7	170.8	172.4	2.0	.9
Nutrients and supplements	9917	12/87	107.4	107.6	107.2	.7	-.4
Other miscellaneous proprietary preparations	9999		174.0	170.9	173.5	-.2	1.5
Biological products	0637		140.7	141.4	141.7	4.9	.2
Blood & derivatives, human use	11		113.4	113.7	113.6	.6	-.1
Other blood derivatives	1104		112.7	113.1	112.9	.8	-.2
Vaccines, toxoids, & antigens	12		173.4	173.4	173.6	-.7	.1
Diagnostics & other biologicals	14		156.8	157.9	158.3	7.7	.3
Diagnostic substances	1402		124.7	125.7	126.0	7.7	.2
Biologicals for veterinary use	15		94.3	94.3	95.2	-.1	1.0
Vaccines & viruses, vet. use	1514		87.2	97.2	88.5	-2.9	1.5
Biological prod. for indus. & other uses	16	06/87	105.6	105.7	103.2	-1.1	-2.4
Fats and oils, inedible	064		86.8	82.8	82.4	-5.1	-.5
Fats and oils, inedible	0641						
Fish and marine animal oil	0121		88.3	94.0	(2)	(2)	(2)
Tallow, incl. inedible animal stearin	0151		85.5	79.4	79.4	-7.2	0
Grease, other than wool grease	0161	12/82	97.6	96.8	95.4	7.1	-1.4
Agricultural chemicals and chemical prod	065		106.5	106.2	107.9	3.1	1.6
Mixed fertilizers	0651		103.1	103.7	104.2	-.4	.5
Fertilizer materials	0652		93.1	93.2	96.4	4.4	3.4
Nitrogenates	01		89.3	86.6	92.7	13.3	7.0
Anhydrous ammonia	0105		87.0	85.9	95.5	17.9	11.2
Solid & solution nitrate	0111		87.1	83.8	85.6	7.3	2.1
Nitrogen solutions	0126		98.0	90.4	90.0	.8	-.4
Urea	0136		85.1	86.8	94.9	31.4	9.3
Phosphates	02		95.5	98.0	98.5	-2.2	.5
Phosphate rock, processed	0259	12/82	96.5	96.2	96.2	7.4	0
Triple superphosphates	0263		94.5	102.2	103.9	7.0	1.7
Ammonium phosphates	0265		92.1	96.5	96.9	2.1	.4
Other agricultural chemicals	0653		120.2	119.2	119.4	2.8	.2
Nonhousehold insecticides	0101	06/82	127.8	127.8	128.3	3.6	.4
Nonhousehold herbicides	0102	06/82	114.1	112.3	112.6	2.6	.3
Nonhousehold fungicides	0103	06/82	100.8	101.5	100.3	1.7	-1.2
Other nonhousehold pesticides	0104	06/82	121.1	120.7	120.8	.3	.1
Household pesticides	0105	06/82	114.3	(2)	(2)	(2)	(2)
Plastic resins and materials	066		123.5	122.3	123.6	-2.0	1.1
Thermoplastic resins	0662		124.1	122.5	124.1	-2.1	1.3
Polyester resins, saturated	02						
Polyester resins saturated	0201		140.5	143.1	143.1	-3.2	0
Low density polyethylene resins	03		149.1	143.1	147.5	3.3	3.1
PE resin, low, film and sheeting	0301		152.5	141.9	152.3	1.3	7.3
PE resin, low, for all other users, except LDPE	0303		135.7	138.8	147.8	15.4	6.5
High density polyethylene resins	04		132.0	130.7	131.7	-8.5	.8
PE resin, high, blow molding	0401		126.7	127.1	(2)	(2)	(2)
PE resin, high, for all other users	0402	12/86	141.3	138.9	140.5	-8.3	1.2
Polypropylene resins	05		100.5	101.4	104.6	-4.8	3.2
Polypropylene for injection molding	0501		101.5	101.7	103.0	-7.2	1.3
Polypropylene for fiber and filament	0502		103.3	105.8	109.3	-6.7	3.3
Styrene plastics materials	06		116.8	113.7	115.6	-2.9	1.7
All other styrene plastic materials	0609	06/83	132.4	127.3	129.6	-5.9	1.8
Vinyl and vinylidene resins	07		122.7	122.6	122.7	-4.0	.1
Polyvinyl chloride	0701		123.0	123.0	123.1	-4.0	.1
Nylon resins	08	06/83	101.6	101.3	101.4	-.2	.1
Other thermoplastic resins	09		114.6	115.4	115.5	1.9	.1
Other nonengineering thermoplastic resins	0901		118.4	118.7	118.7	.3	0

See footnotes at end of table.

Digitized for FRASER
http://fraser.stlouisfed.org/
Federal Reserve Bank of St. Louis

Table 6. Producer price indexes and percent changes for commodity groupings and individual items—Continued

(1982=100 unless otherwise indicated)

Commodity	Commodity code	Other index base	Index			Unadjusted percent change to Sep. 1990 From:	
			May 1990[1]	Aug. 1990[1]	Sep. 1990[1]	Sep. 1989	Aug. 1990
Thermoplastic resins--Continued	0662						
Other engineering thermoplastic resins	0902	06/83	91.4	91.5	91.7	-1.7	0.2
Thermosetting resins	0663		124.3	124.8	125.0	-1.5	.2
Phenolic & tar acid resins	02		148.5	142.5	141.5	-10.8	-.7
Phenolic molding compounds	0201		128.9	129.7	129.7	-1.9	0
All other phenolic & tar acid resins	0202		153.7	145.6	144.3	-13.0	-.9
All other thermosetting resins	05		126.9	129.8	130.7	2.9	.7
All other thermosetting resins	0599		125.0	127.7	128.8	3.0	.9
Other chemicals and allied products	067		118.1	118.6	119.5	1.3	.8
Soap and synthetic detergents	0671		117.5	117.6	117.5	-2.2	-.1
Soaps & synth. detergents, ex. glycerin	04	06/83	112.8	113.0	112.9	-2.1	-.1
Soaps and detergents, nonhousehold	0401	06/83	127.6	128.0	128.1	1.9	.1
Household detergents	0402		104.0	104.1	103.8	-6.1	-.3
Household soap, except specialty cleaners	0403	06/83	137.2	137.4	137.4	4.5	0
Specialty cleaning, polish. & san. prods	0672	06/83	120.2	120.7	121.1	1.2	.3
Household bleaches	0101	06/83	120.4	120.4	122.4	1.9	1.7
Specialty cleaning and sanitation products	0102	06/83	120.2	120.6	120.5	1.3	-.1
Polishing preparations and related products	0103	06/83	117.6	118.9	119.5	-.1	.5
Cosmetics and other toilet preparations	0675		120.5	121.6	122.0	1.9	.3
Shaving preparations	02		108.1	108.1	108.1	.8	0
Aftershave preparations	0205		104.4	104.4	104.4	1.3	0
Perfume, cologne & toilet water	03		125.1	127.3	125.9	1.0	-1.1
Perfume	0301		126.2	126.6	126.5	3.2	-.1
Cologne and toilet water	0305		124.2	127.3	125.2	-.1	-1.6
Hair preparations	04		121.4	122.5	122.6	4.9	.1
Synthetic organic detergent shampoo	0405		102.9	102.8	102.8	4.9	0
Hair tonics (inc. conditioners)	0411		108.8	108.1	109.8	.7	1.6
Hair dressings	0421		128.2	129.3	129.0	3.1	-.2
Hair spray (aerosol)	0425		116.5	116.8	116.2	5.2	-.5
Home and commercial permanents	0431		126.6	127.5	127.2	4.3	-.2
Hair coloring	0441		167.2	172.9	172.9	8.7	0
Dentifrices	05		110.6	110.6	111.1	.3	.5
Toothpaste	0501		107.9	107.9	107.9	-.3	0
Other oral hygiene products	0599	12/86	(2)	106.5	108.6	(2)	2.0
Creams	06		135.5	136.4	137.7	2.2	1.0
Cleansing creams	0601		142.4	142.4	142.4	0	0
Foundation creams	0602		135.0	137.4	137.4	1.8	0
Lubricating creams	0603		129.3	129.3	133.6	4.9	3.3
Other creams	0604		133.9	135.8	135.8	2.2	0
Lotions and oils	07		119.1	116.3	119.3	-3.9	2.6
Suntan & sunscreen	0701		(2)	124.8	(2)	(2)	(2)
Cleansing lotion and cosmetic oils	0702		114.7	114.7	114.7	1.7	0
Other lotions and oils	0705		109.0	101.4	109.4	-11.5	7.9
Cosmetics	08		126.5	130.7	130.7	3.6	0
Lip preparations	0801		104.1	107.5	106.9	7.4	-.6
Blushes	0802		126.3	131.6	131.6	0	0
Eye preparations	0803		148.7	153.3	153.8	2.4	.3
Deodorant	09		114.8	114.5	114.8	2.3	.3
Cream, liquid and roll-on deodorant	0902		116.7	116.2	116.8	.6	.5
Manicure preparations	11		119.9	119.9	119.9	.3	0
Powders	12		131.4	132.8	134.5	9.5	1.3
Face powder	1202		126.9	131.7	131.7	10.4	0
Other cosmetics and toiletries	19						
Other cosmetics and toiletries	1901		120.5	120.9	125.6	5.9	3.9
Misc. chemical prod. and preparations	0679		115.9	116.2	118.0	2.4	1.5
Essential oils	01		126.5	132.8	126.9	-21.3	-4.4
Explosives	02		124.9	124.6	124.6	6.5	0
Other blasting accessories	0225		132.5	132.5	(2)	(2)	(2)
Other industrial explosives	0233		(2)	(2)	(2)	(2)	(2)
Propellants	0235	06/88	102.5	104.3	104.3	1.9	0
Industrial gases	03		121.7	121.6	123.8	5.2	1.8
Acetylene	0301		120.7	120.7	120.7	3.2	0
Carbon dioxide	0302		95.6	(2)	(2)	(2)	(2)
Adhesives and sealants	04	12/83	121.2	121.8	121.6	.3	-.2
Natural base glues and adhesives	0401	12/83	119.6	119.5	117.6	-2.9	-1.6
Synthetic resin and rubber adhesives	0402	12/83	120.8	121.5	121.4	-.5	-.1
Caulking compounds and sealants	0403	12/83	118.2	118.7	118.7	4.1	0
Surface active agents	05	12/83	130.4	130.5	131.2	3.0	.5
Textile and leather assistants and	0501	12/83	117.5	117.7	117.6	.9	-.1
Bulk surfactants	0502	12/83	131.6	131.6	132.5	3.2	.7
Gum and wood chemicals	06	06/84	103.6	104.1	104.1	-3.6	0
Softwood distillation products	0601	06/84	113.7	113.7	113.7	-7.7	0
Hardwood distillation products	0603	06/84	118.7	118.7	118.7	3.5	0
Tall oils	0606		103.3	104.7	104.7	-6.7	0
Other miscellaneous chemical products	09		105.7	106.0	109.1	3.6	2.9

See footnotes at end of table.

Digitized for FRASER
http://fraser.stlouisfed.org/
Federal Reserve Bank of St. Louis

Table 6. Producer price indexes and percent changes for commodity groupings and individual items—Continued

(1982=100 unless otherwise indicated)

Commodity	Commodity code		Other index base	Index			Unadjusted percent change to Sep. 1990 From:	
				May 1990[1]	Aug. 1990[1]	Sep. 1990[1]	Sep. 1989	Aug. 1990
Misc. chemical prod. and preparations--Continued	0679							
Salt, evaporated and solar		0904	06/85	101.9	110.6	110.5	9.6	-0.1
Carbon, black		0918	12/83	83.2	82.2	82.1	1.0	-.1
Printing ink		0919	06/84	118.5	122.3	122.0	4.3	-.2
Fatty acids		0921	06/85	(2)	(2)	93.0	(2)	(2)
Automotive chemicals		0951	06/85	108.0	96.1	125.5	-11.6	30.6
Water-treating compounds		0961	06/85	108.4	108.2	109.8	2.4	1.5
Gelatin, except ready-to-eat desserts		0981	06/90	(2)	101.8	101.8	(2)	0
Other chemical preparations, n.e.c.		0999	06/85	121.4	121.6	123.4	8.7	1.5
Rubber and plastic products	07			113.5	113.2	113.5	.7	.3
Rubber and rubber products	071			108.2	108.4	108.5	1.5	.1
Rubber, except natural rubber	0711			111.1	110.3	109.1	3.2	-1.1
Synthetic rubber		02		111.7	110.9	109.7	3.2	-1.1
Styrene butadiene-solid		0219		111.5	108.9	106.3	5.8	-2.4
Other synthetic rubber		0299		109.5	110.4	109.9	-2.0	-.5
Reclaimed rubber		0321		96.0	96.1	96.1	.2	0
Tires, tubes, tread, & repair materials	0712			96.2	96.5	97.1	-.2	.6
Tires		01		95.5	95.9	96.5	-.4	.6
Passenger car pneumatic tires, radials		0103		92.7	93.3	94.0	-.3	.8
Truck/bus tires, including off-highway		0105		93.1	93.2	93.9	-1.4	.8
Other pneumatic and all solid tires		0121	06/83	108.9	109.3	110.1	1.2	.7
Tread rubber, tire sundries, & repair matl		03		112.4	112.6	113.1	3.3	.4
Tread rubber, natural and synthetic		0351		107.2	107.2	107.7	3.8	.5
Other tire sundries and repair materials, n.e.c.		0353		131.9	132.6	132.8	2.0	.2
Miscellaneous rubber products	0713			120.9	121.3	121.4	2.4	.1
Footwear		01		120.7	120.9	120.3	-.2	-.5
Protective footwear		0107		128.2	128.9	131.0	4.9	1.6
Non-protective footwear, fabric upper		0108	12/86	108.4	108.4	107.4	-1.3	-.9
Rubber belts and belting		03		119.5	118.8	118.8	2.8	0
Conveyor and elevator		0361		129.6	129.6	129.6	7.0	0
Non-flat rubber and plastic belts		0369	06/83	108.3	107.6	107.6	-.6	0
Rubber hose		04		125.4	125.1	125.3	3.7	.2
Hose, long length, textile, nonhydraulic		0453		114.9	108.7	109.3	-2.0	.6
Hose, braided or loomed, helical reinforced		0463		101.0	101.0	100.9	2.6	-.1
Hose, hydraulic		0481		127.4	128.4	128.9	5.1	.4
Hose, mandrel made, textile, nonhydraulic		0482		137.4	137.4	137.4	7.5	0
Hose, mandrel made, wire, nonhydraulic		0483		80.2	70.9	72.5	2.3	2.3
All other rubber hose		0484		121.0	121.1	120.8	3.1	-.2
Rubber roll covering		05		130.1	132.5	132.5	3.7	0
Steel mill roll covering		0503		136.1	137.5	137.5	3.9	0
All other, roll covers		0504		(2)	(2)	(2)	(2)	(2)
Miscellaneous rubber products, n.e.c		06	06/83	115.3	115.9	116.0	2.5	.1
Molded rubber mechanical goods		0602	06/83	106.8	107.8	107.9	2.4	.1
Extruded and lathe cut, mechanical rubber goods		0603	06/83	115.9	115.9	115.9	1.9	0
Industrial rubber products, n.e.c.		0604	06/83	131.9	132.4	132.9	2.8	.4
Rubber clothing and coated fabrics		0605	06/83	113.9	113.9	113.9	3.4	0
Other rubber goods		0606	06/83	120.1	120.1	120.1	2.0	0
Sponge and foam rubber		0607	06/83	126.8	(2)	(2)	(2)	(2)
Rubber floor and wall coverings		0608	06/83	110.2	110.2	110.2	1.9	0
Rubber druggist and medical sundries, exc. gloves		0611	06/83	116.0	116.0	117.2	3.4	1.0
Compounds or mixtures		0612	06/83	106.0	108.5	108.5	3.5	0
Rubber gloves		0613	12/88	92.8	93.0	93.1	1.7	.1
Plastic products	072			119.0	118.5	118.8	.3	.3
Plastic construction products	0721			118.6	115.4	118.0	-.8	2.3
Plumbing products		0601		110.3	106.7	112.7	-3.3	5.6
Other plastic construction products		0602		124.2	121.3	121.5	.8	.2
Unsupp. plastic film/sheet/other shapes	0722			119.2	117.8	117.8	-1.6	0
Unsupported plastic film/sheet/other shapes		0501	12/82	118.2	116.7	116.7	-1.6	0
Laminated plastic sheets, rods, and tube	0723			114.8	114.8	114.8	.5	0
Plastic packaging	0725							
Plastic packaging		02		115.6	114.0	114.2	-2.1	.2
Plastic packaging		0201	12/82	115.6	114.0	114.2	-2.1	.2
Plastic parts and components for mfg.	0726			112.8	112.5	112.9	1.6	.4
Parts for transportation equip.		01		113.0	112.8	112.7	2.0	-.1
Parts for transportation equipment		0105	12/82	112.1	111.8	111.8	2.0	0
Other parts and components for mfg.		02		111.7	111.2	112.3	1.4	1.0
Other parts and components for manufacturing		0205	12/82	111.8	111.3	112.4	1.4	1.0
Consumer, institut., & comm. prod., nec.	0728			128.4	128.7	128.6	4.5	-.1
Consumer, institution & commercial products, n.e.c.		0201	12/82	127.7	128.0	127.9	4.5	-.1

See footnotes at end of table.

Digitized for FRASER
http://fraser.stlouisfed.org/
Federal Reserve Bank of St. Louis

Table 6. Producer price indexes and percent changes for commodity groupings and individual items—Continued

(1982=100 unless otherwise indicated)

Commodity	Commodity code	Other index base	Index			Unadjusted percent change to Sep. 1990 From:	
			May 1990[1]	Aug. 1990[1]	Sep. 1990[1]	Sep. 1989	Aug. 1990
Other plastic products	0729	12/82	119.7	120.2	120.2	1.1	0
Plastic furniture components and furnishings	0101	12/82	111.4	112.0	112.0	-.7	0
All other plastic products	0199	06/87	113.1	113.6	113.6	1.2	0
Lumber and wood products	08		132.0	130.1	129.5	.4	-.5
Lumber	081		128.0	124.8	123.5	-2.8	-1.0
Softwood lumber	0811		128.9	123.9	122.1	-5.4	-1.5
Douglas fir, dressed	01		141.8	140.2	136.2	-15.2	-2.9
Boards under 2" thick	0125		131.0	131.7	131.3	-20.6	-.3
2" lumber	0126		143.3	141.1	135.0	-14.0	-4.3
Timbers & lumber over 2" thick	0127		164.0	158.1	155.3	-5.5	-1.8
Southern pine, dressed	02		119.5	114.1	110.5	4.7	-3.2
Boards under 2" thick	0245		123.1	124.2	123.0	11.0	-1.0
2" lumber	0246		119.9	109.7	105.3	.7	-4.0
Timbers & lumber over 2" thick	0247		101.8	103.6	97.8	8.1	-5.6
Other species, dressed	03		131.3	125.7	125.4	-2.5	-.2
Western species (ex. Douglas fir)	0332	12/86	116.4	110.9	110.8	-2.4	-.1
Rough softwood lumber	04		119.1	114.2	113.4	-6.5	-.7
Eastern species	0411	12/86	111.8	111.9	110.5	-1.6	-1.3
Western species	0412	12/86	128.0	120.5	119.9	-8.5	-.5
Flooring, siding, and cut stock	05		137.8	126.4	124.8	-4.0	-1.3
Woodsiding	0502		119.3	122.3	122.1	10.2	-.2
Softwood cut stock	0503		148.9	134.8	132.8	-5.5	-1.5
Hardwood lumber	0812		131.3	131.4	131.3	2.6	-.1
Rough hardwood lumber	01		133.8	133.3	132.9	.5	-.3
Oak	0107		132.4	132.6	132.3	1.8	-.2
Gum	0109		115.7	116.4	116.4	1.0	0
Poplar	0133		122.2	120.4	117.6	.9	-2.3
Misc. hardwood species, ex. oak, gum, and poplar	0197		133.8	132.8	132.8	-.7	0
Dressed hardwood lumber, ex. siding	02		124.8	126.9	125.8	2.7	-.9
Oak	0201		113.9	114.9	113.8	2.6	-1.0
Other than oak	0202		133.9	136.8	135.8	2.7	-.7
Hardwood dimension	03		137.9	138.6	139.7	7.3	.8
Hardwood dimension stock	0311	06/84	119.9	120.0	121.2	8.9	1.0
Wood frames for household furniture	0312	06/84	117.6	120.2	119.7	2.0	-.4
Hardwood flooring	04						
Hardwood flooring	0401	06/84	106.7	107.0	107.4	4.8	.4
Millwork	082		130.9	130.2	130.5	2.0	.2
General millwork	0821		132.6	131.7	132.1	1.8	.3
Wood kitchen cabinets and cabinetwork	0101		121.4	122.3	122.5	3.2	.2
Vanities and other cabinetwork	0103	06/84	125.0	125.1	125.1	3.6	0
Wood window units	0112	06/83	124.6	125.7	126.0	4.0	.2
Wood sash	0122	06/83	125.5	125.5	125.5	1.8	0
Wood window and door frames	0132	06/83	100.9	96.7	96.7	-2.9	0
Wood doors, flush and panel, interior and exterior	0142	06/83	121.6	122.5	122.6	2.8	.1
Other wood doors, incl. garage, screen, storm, etc.	0152	06/83	122.5	122.3	122.3	1.4	0
Wood mouldings, ex. prefinished from purchased midgs	0162	06/83	113.2	108.5	108.9	-2.4	.4
Wood frames, frame moulding, and framed pictures	0174	06/84	137.2	139.2	139.5	5.2	.2
Other millwork products	0183	06/83	131.6	123.4	125.3	-3.2	1.5
Prefabricated structural members	0822		123.6	122.6	121.5	1.6	-.9
Roof trusses	0101		118.9	117.6	117.2	.6	-.3
Floor trusses	0102		114.5	115.2	115.3	-.3	.1
Glued-laminated lumber	0103		120.7	120.3	116.5	4.1	-3.2
Other fabricated structural wood products	0106		128.6	128.5	128.5	7.4	0
Miscellaneous millwork products	0823						
Miscellaneous millwork products	0199	06/84	119.7	120.7	121.0	3.6	.2
Plywood	083		122.7	112.8	111.4	-6.0	-1.2
Softwood plywood	0831		131.4	117.8	115.2	-10.7	-2.2
Western, inland and other non-southern	01		137.7	121.8	121.1	-8.3	-.6
Unsanded, cdx	0111		138.3	127.8	126.5	-13.7	-1.0
Unsanded, except cdx	0112		127.6	115.1	113.7	-9.0	-1.2
Sanded, including a-c	0117	12/86	133.2	113.1	113.0	-3.1	-.1
Southern	02		119.6	109.6	104.0	-15.1	-5.1
Cdx	0201		118.3	109.9	103.0	-14.9	-6.3
Unsanded, except cdx	0203		124.0	111.5	108.7	-16.3	-2.5
Sanded, including a-c	0221		131.7	114.1	109.9	-11.9	-3.7
Softwood plywood type products	03						
Softwood plywood-type products	0301		150.2	137.9	135.7	-8.2	-1.6
Hardwood plywood and related products	0832		102.7	103.5	103.8	2.9	.3
Hardwood plywood	0103	06/85	116.5	117.4	117.4	2.9	0
Hardwood plywood products, incl. reinforced panels	0105	06/85	104.0	104.6	106.9	2.8	2.2

See footnotes at end of table.

Digitized for FRASER
http://fraser.stlouisfed.org/
Federal Reserve Bank of St. Louis

Table 6. Producer price indexes and percent changes for commodity groupings and individual items—Continued

(1982=100 unless otherwise indicated)

Commodity	Commodity code		Other index base	Index			Unadjusted percent change to Sep. 1990 From:	
				May 1990[1]	Aug. 1990[1]	Sep. 1990[1]	Sep. 1989	Aug. 1990
Softwood plywood veneer, ex. rein./backe	0833			160.8	134.9	136.6	1.7	1.3
Hardwood plywood veneer	0834		06/85	114.7	114.8	114.6	5.1	-.2
Hardwood plywood veneer		0101	06/85	114.7	114.8	114.6	5.1	-.2
Other wood products	084			114.5	114.6	115.1	-.9	.4
Wood pallets and skids	0841							
Wood pallets and skids		0111		128.7	128.8	127.6	-.9	-.9
Boxes	0842			118.5	119.2	119.4	2.1	.2
Nailed or lock-corner wooden boxes		0101	06/85	107.3	107.2	107.5	-.1	.3
Wooden box and crate shook		0102	06/85	114.2	114.2	114.2	.5	0
Wirebound boxes		0124	12/85	109.5	110.4	111.4	3.2	.9
Veneer and plywood containers, except boxes & crates		0125	12/85	121.1	129.1	129.1	10.6	0
Slack and tight cooperage		0126	12/85	135.1	135.1	135.1	3.1	0
Other sawmill & planing mill products	0849			107.6	107.5	108.8	-2.2	1.2
Sawmill & planing mill prods., non-contrac		01		107.9	107.8	109.2	-2.2	1.3
Wood chips		0101		96.6	96.2	97.3	-3.8	1.1
Railway and mine ties		0102		114.0	113.6	114.0	.4	.4
Misc. sawmill products		0103		104.2	103.4	103.3	1.0	-.1
Shingles, shakes, cooperage stock and excelsior		0105	12/85	157.0	160.6	165.0	9.9	2.7
Mfg of lumber owned by others (contract wk		02	12/86	104.0	104.0	104.0	-1.1	0
Contract or custom work		0201	12/86	104.0	104.0	104.0	-1.1	0
Logs, bolts, timber and pulpwood	085			144.2	145.3	144.4	5.2	-.6
Logs, bolts, timber and pulpwood	0851							
Softwood logs, bolts and timber		01		160.9	161.9	160.6	5.9	-.8
Douglas fir logs, bolts and timber		0101		173.9	174.4	174.4	8.3	0
Other softwood logs and bolts		0102		152.3	153.6	151.5	4.1	-1.4
Hardwood logs, bolts and timber		02						
Hardwood logs, bolts and timber		0201		121.0	121.0	121.0	-1.1	0
Pulpwood		03		90.9	90.5	90.5	.2	0
Softwood pulpwood		0301		86.4	86.0	86.0	.9	0
Other roundwood products		04	06/86	104.6	111.3	110.6	8.2	-.6
Prefabricated wood buildings & component	086		12/84	112.8	113.8	113.9	2.6	.1
Prefabricated wood buildings & component	0861							
Components not sold as complete units		0101	12/84	105.5	105.9	105.9	([2])	0
Precut packages sold as complete units		0102	12/84	111.8	113.2	113.2	1.8	0
Panelized buildings sold as complete units		0103	12/84	120.0	120.2	120.2	2.6	0
Modular buildings shipped with floor & walls		0104	12/84	111.7	113.3	113.4	3.6	.1
Treated wood and contract wood preservin	087		06/85	113.3	113.3	112.7	1.6	-.5
Treated wood and contract wood preservin	0871							
Treated wood		01	06/85	113.3	113.4	112.4	1.4	-.9
Poles, piles, and posts		0101	06/85	114.8	115.1	115.0	.8	-.1
Other wood products		0102	06/85	111.3	111.1	109.5	1.9	-1.4
Contract wood preserving		02	06/85	105.7	105.7	109.0	3.7	3.1
Pulp, paper, and allied products	09			141.1	141.1	141.5	2.1	.3
Pulp, paper, and prod., ex. bldg. paper	091			133.1	132.4	132.6	-.2	.2
Woodpulp	0911			154.2	150.6	150.1	-5.9	-.3
Paper-making woodpulp		02		166.2	161.2	160.7	-9.2	-.3
Softwood sulfate, bleached and semibleached		0211		177.1	173.5	173.5	-5.9	0
Hardwood sulfate, bleached and semibleached		0212		150.6	143.7	142.6	-14.7	-.8
Sulfite and other woodpulp		0223	12/82	118.5	111.6	109.7	-16.7	-1.7
Special alpha and dissolving woodpulp		03		137.5	137.1	136.0	.3	-.8
Pulp, other than wood, inc pulp mill bypro		04	12/82	173.2	173.2	173.2	15.7	0
Other pulp, including byproducts		0411	12/82	173.2	173.2	([2])	([2])	([2])
Wastepaper	0912			141.3	129.6	130.0	-18.4	.3
News		01		109.6	99.5	97.8	-7.5	-1.7
Northeast		0121	12/86	33.2	25.7	27.1	-13.4	5.4
North Central		0122	12/86	60.6	56.9	52.3	1.2	-8.1
South		0123	12/86	72.4	72.4	72.4	-10.3	0
West		0124	12/86	55.5	51.9	51.9	-9.3	0
Mixed papers		02		92.0	87.3	78.4	-22.1	-10.2
Northeast		0221	12/86	11.2	11.2	11.1	-80.5	-.9
North Central		0222	12/86	103.0	100.5	84.8	-1.4	-15.6
South		0223	12/86	74.9	73.9	67.7	-7.3	-8.4
West		0224	12/86	88.1	58.3	74.6	-.7	28.0
Corrugated		03		163.6	164.7	161.6	-10.3	-1.9
Northeast		0321	12/86	50.1	52.3	51.6	-18.9	-1.3
North Central		0322	12/86	61.8	63.6	60.6	-9.7	-4.7

See footnotes at end of table.

Digitized for FRASER
http://fraser.stlouisfed.org/
Federal Reserve Bank of St. Louis

Table 6. Producer price indexes and percent changes for commodity groupings and individual items—Continued

(1982=100 unless otherwise indicated)

Commodity	Commodity code		Other index base	Index			Unadjusted percent change to Sep. 1990 From:	
				May 1990[1]	Aug. 1990[1]	Sep. 1990[1]	Sep. 1989	Aug. 1990
Wastepaper--Continued	0912							
South		0323	12/86	74.7	72.4	72.8	-5.3	0.6
West		0324	12/86	65.9	63.2	63.5	-3.5	.5
High grades (pulp substitutes & deinking)		07	12/86	123.3	109.7	110.8	-22.4	1.0
Northeast		0721	12/86	106.7	92.3	94.9	-25.8	2.8
North Central		0722	12/86	125.5	114.9	115.5	-20.6	.5
South		0723	12/86	153.7	141.4	140.4	-15.1	-.7
West		0724	12/86	147.6	113.2	113.1	-32.9	-.1
Exports (all grades)		08	12/86	100.7	86.8	92.0	-20.9	6.0
Paper	0913			128.0	129.1	129.8	.6	.5
Writing papers, excluding newsprint		01		128.5	129.2	130.3	.5	.9
Uncoated groundwood, publishing and printing		0111		117.0	117.6	118.6	.3	.9
No. 3 clay coated, 2-sides		0113		130.3	130.2	130.2	-.1	0
No. 5 clay coated, 2-sides		0115		127.3	126.8	127.1	-2.2	.2
Clay coated, 2-sides, excl. no. 3 & no. 5		0116		132.0	132.3	132.4	.3	.1
Clay coated, 1-side		0117		138.1	138.1	138.1	3.3	0
Offset uncoated book paper		0122		121.2	123.8	123.5	-.1	-.2
Uncoated publishing & printing free sheet, ex offset		0123		123.5	123.3	123.3	-.8	0
Unwatermarked bond, no. 4 grade		0131		119.8	125.1	128.6	1.8	2.8
Watermarked bond		0132		136.9	136.9	136.9	-.4	0
12 lb. form bond, in rolls		0133		125.9	(2)	128.6	4.5	(2)
15 lb. form bond, in rolls		0134		117.2	116.7	123.2	4.1	5.6
Form bond, in rolls, excluding 12 lb. and 15 lb.		0135		120.2	120.8	126.2	6.0	4.5
Other bond		0136		131.9	133.7	136.4	1.3	2.0
Other misc. free sheet, n.e.c., inc. body stock		0137		137.9	137.7	137.9	.1	.1
Cover and text papers		0148		139.9	139.9	139.9	.6	0
Newsprint		02						
Newsprint		0291		116.6	121.9	121.8	1.2	-.1
Packaging and industrial converting paper		03		135.6	135.8	135.5	.2	-.2
Wrapping paper, unbleached kraft		0301		168.5	168.5	168.5	0	0
Wrapping paper, except unbleached kraft		0302		129.6	132.5	132.5	4.2	0
Shipping sack, unbleached kraft		0304		144.4	144.4	(2)	(2)	(2)
Bag and sack paper, unbleached kraft		0307		148.9	148.9	148.9	0	0
Bag and sack paper, excluding unbleached kraft		0308		131.7	131.7	131.7	.5	0
Packaging/industrial converting, unbl. kraft, n.e.c.		0311		143.4	143.4	143.4	0	0
Packaging/indust. converting, ex. unbl. kraft, n.e.c		0312		122.9	122.9	122.9	0	0
Glassine, greaseproof, and vegetable parchment		0314		142.8	142.6	142.6	-.1	0
Coated and laminated single and multi-web paper		0321	12/87	115.0	115.0	114.5	-.6	-.4
Coated and laminated single and multi-web film		0322	12/87	115.3	115.9	115.1	1.8	-.7
Tissue paper		0323	06/83	154.3	154.3	154.3	-.5	0
Special industrial paper		04						
Special industrial paper		0401		132.1	132.6	132.7	-.8	.1
Coated and laminated paper, n.e.c.		05						
Coated and laminated paper, n.e.c.		0501	12/82	131.2	131.3	131.1	2.5	-.2
Paperboard	0914			136.0	133.3	133.1	-4.7	-.2
Corrugated paperboard in sheets and rolls		05						
Corrugated paperboard in sheets and rolls		0551		128.2	126.7	126.2	-5.8	-.4
Paperboard, ex. corrugated paperboard		11	12/82	143.0	140.0	139.9	-4.6	-.1
Unbleached linerboard		1101	12/82	155.1	150.6	150.8	-7.8	.1
Bleached pkg. & ind. converting paperboard		1103	12/82	135.2	134.7	134.7	.1	0
Semichemical paperboard		1104	12/82	139.8	132.6	131.0	-11.1	-1.2
Recycled paperboard		1105	12/82	129.3	127.9	128.0	-.5	.1
Converted paper and paperboard products	0915			135.4	135.2	135.2	2.2	0
Sanitary paper products, including stock		01		136.3	135.8	136.0	7.3	.1
Sanitary napkins, tampons and wadding stock		0102	06/83	119.3	119.3	119.3	8.5	0
Facial tissues		0113	12/87	(2)	121.8	121.8	(2)	0
Napkins and napkin stock		0114	12/87	112.7	112.5	112.7	2.5	.2
Toilet tissue and stock		0115	12/87	134.7	134.4	134.7	12.8	.2
Disposable diapers		0116	12/87	101.6	101.5	101.9	1.1	.4
Towels and towel stock		0117	12/87	121.9	119.6	119.6	-.4	0
Other sanitary paper products, inc. stock, n.e.c.		0121	12/87	106.7	108.5	107.1	.3	-1.3
Paper bags and shipping sacks		02		155.2	156.0	156.0	2.2	0
Grocers' and variety bags (paper)		0214	12/83	212.2	215.8	215.8	7.8	0
Specialty bags and liners		0216	12/83	118.9	118.6	118.6	-2.1	0
Shipping sacks and multiwall bags, all		0218	12/83	155.0	155.0	155.0	1.3	0
Paper boxes and containers		03		130.0	129.3	129.3	-1.3	0
Corrugated shipping containers		0301	06/87	109.5	107.9	107.7	-4.3	-.2
Setup paperboard boxes		0322	12/83	118.7	119.2	118.8	2.6	-.3
Folding paperboard boxes, including retail food		0332	12/83	128.8	129.2	129.3	2.6	.1
Paperboard fiber drums		0337		130.5	130.5	130.5	0	0
Solid fiber boxes and containers		0346		147.9	147.9	147.9	0	0
Milk and milk-type containers		0351		139.1	143.5	143.4	5.3	-.1
Cups and liquid-tight containers		0352	06/85	136.7	136.7	137.1	1.4	.3
Other sanitary food containers		0359	06/85	117.8	118.6	118.9	1.3	.3
Packaging accessories		04		142.1	141.9	141.8	1.4	-.1
Gummed products		0431		123.3	123.5	123.5	1.3	0
Gift wrapping paper		0451	06/85	119.8	119.8	119.8	3.2	0
Office supplies and accessories		06		121.1	121.4	121.4	-.7	0

See footnotes at end of table.

Digitized for FRASER
http://fraser.stlouisfed.org/
Federal Reserve Bank of St. Louis

Table 6. Producer price indexes and percent changes for commodity groupings and individual items—Continued

(1982=100 unless otherwise indicated)

Commodity	Commodity code		Other index base	Index			Unadjusted percent change to Sep. 1990 From:	
				May 1990[1]	Aug. 1990[1]	Sep. 1990[1]	Sep. 1989	Aug. 1990
Converted paper and paperboard products--Continued	0915							
Envelopes		0636	12/84	113.6	114.4	114.5	0.1	0.1
Inked ribbons		0642	12/85	101.5	99.3	99.3	-.8	0
Carbon and stencil paper		0644	12/85	119.7	125.1	123.9	5.1	-1.0
File folders		0645		130.4	130.7	130.9	1.2	.2
Index cards		0647		([2])	137.8	140.3	2.7	1.8
Stationery		0652	06/85	114.4	114.4	114.4	1.7	0
Tablets and related products		0653	06/85	127.7	127.3	127.5	-5.3	.2
Other die-cut paper or board office supplies		0654	12/89	106.6	107.3	107.3	([2])	0
Business machine paper & other paper office supplies		0655	06/90	([2])	99.6	99.6	([2])	0
Fiber and composite cans & related product		07		151.9	151.9	152.1	12.9	.1
Food products, including pet food		0755	12/85	153.1	153.2	153.2	41.6	0
Cores and tubes		0757	12/85	116.4	116.3	116.3	2.9	0
All vulcanized fiber prods. inc. cans, tubes, etc.		0759	12/85	117.1	117.1	118.8	6.2	1.5
Pressed and molded pulp goods		08	06/85	114.3	114.3	115.8	2.2	1.3
Misc. converted paper and board products		09	12/84	117.6	117.8	117.8	.5	0
Pasted, lined, laminated or surface coated		0901	12/84	123.2	123.6	123.6	.3	0
Wall coverings		0902	06/85	103.1	103.5	103.4	1.4	-.1
Other converted paper and board products		0999	12/84	120.9	121.0	121.0	.3	0
Pressure sensitive products	0916		12/82	123.6	123.9	123.9	1.3	0
Pressure - sensitive products		01	12/82	123.6	123.9	123.9	1.3	0
Building paper & building board mill pro	092			113.4	110.5	110.0	-5.4	-.5
Hardboard, particleboard & fiberboard pr	0922			109.1	105.6	104.9	-7.2	-.7
Hardboard, particleboard, and fiberboard		01		110.3	105.2	104.3	-10.1	-.9
Hardboard		0101		100.5	100.6	99.7	.4	-.9
Particleboard, platen-type (mat-formed)		0123	12/82	120.7	111.1	110.0	-16.2	-1.0
Fiberboard		0131	06/84	90.7	93.4	93.5	2.4	.1
Fabricated hardboard products		02						
Fabricated hardboard products		0201	06/84	98.9	99.2	99.2	.8	0
Building board, const. paper & felt stoc	0923		12/85	116.5	116.6	116.6	1.4	0
Board: asphalt, hardpressed, insul. roofin		01	12/85	113.3	113.5	113.5	-.5	0
1/2" board		0101	12/85	97.4	96.9	96.9	.8	0
Other board sizes		0109	12/85	117.2	117.7	117.7	-.8	0
Publications, printed matter & printing	093			148.0	148.8	149.3	4.2	.3
Newspapers	0931			167.7	169.3	169.9	6.1	.4
Circulation		01		142.8	143.1	143.9	5.3	.6
Subscriptions, through intermediary		0111		140.9	140.9	142.3	6.4	1.0
Subscriptions, direct to reader		0112		155.3	156.7	156.9	4.0	.1
Single-copy sales, through intermediary		0121		138.5	139.4	139.4	8.5	0
Single-copy sales, direct to reader		0122		139.4	139.4	139.4	0	0
Advertising		02		175.4	177.5	178.0	6.3	.3
Classified advertising		0211		190.2	193.5	193.7	8.4	.1
Retail, mfg., & other commercial ads, national		0221		188.8	188.8	188.8	5.2	0
Retail, mfg., & other commercial ads, regional		0222		170.0	172.1	172.9	6.1	.5
Insertion of preprinted advertising		0223	06/86	113.7	113.7	113.7	1.8	0
Periodicals	0932			165.7	165.4	166.6	5.4	.7
Circulation		01		150.0	150.4	151.5	3.6	.7
Industrial periodicals		0121		145.8	147.6	147.5	5.4	-.1
Professional periodicals		0123		160.0	159.9	159.9	3.9	0
Women's periodicals subscriptions		0131		123.6	123.6	123.6	2.9	0
Women's periodicals, single-copy sales		0132		155.6	155.6	155.6	-4.0	0
General interest periodicals, subscriptions		0133		171.1	171.4	175.0	5.0	2.1
General interest periodicals, single-copy sales		0134		142.5	142.5	142.5	5.6	0
Religious periodicals		0141		132.4	132.4	136.9	3.7	3.4
Advertising		02		177.3	176.4	177.8	6.6	.8
General farm periodicals		0211		150.3	150.3	155.8	4.9	3.7
Specialized farm periodicals		0212		168.6	168.6	168.6	0	0
Industrial periodicals		0221		153.2	154.4	154.5	6.4	.1
Merchandising periodicals		0222		150.7	153.6	156.1	2.2	1.6
Professional periodicals		0223		172.8	173.4	173.4	5.0	0
Women's periodicals		0231		198.6	193.6	200.3	9.8	3.5
General interest periodicals		0233		197.5	195.9	196.2	6.8	.2
General news periodicals		0235		162.9	162.9	162.9	4.2	0
Other periodicals, n.e.c.		0243		163.5	158.8	158.8	1.9	0
Book publishing	0933			154.7	155.7	154.8	5.9	-.6
Textbooks		01		193.0	194.4	194.8	12.5	.2
Technical, scientific & professional books		02		139.3	139.8	139.9	2.8	.1
Religious books		03		150.8	151.2	151.2	3.9	0
General books		04		139.4	140.3	137.4	1.5	-2.1
Mass market, rack size		0414		157.9	167.0	149.5	-3.7	-10.5
Adult trade and juvenile		0416	06/88	110.7	108.7	109.4	1.6	.6
Bookclub and mail order		0417	06/88	108.4	108.5	109.3	5.0	.7
General reference books		05		124.2	124.7	124.7	.6	0
Other books, incl. music books & pamphlets		08	06/88	105.0	105.7	106.7	2.8	.9

See footnotes at end of table.

Digitized for FRASER
http://fraser.stlouisfed.org/
Federal Reserve Bank of St. Louis

Table 6. Producer price indexes and percent changes for commodity groupings and individual items—Continued

(1982=100 unless otherwise indicated)

Commodity	Commodity code		Other index base	Index			Unadjusted percent change to Sep. 1990 From:	
				May 1990[1]	Aug. 1990[1]	Sep. 1990[1]	Sep. 1989	Aug. 1990
Book publishing--Continued	0933							
Other books, except pamphlets		0801	06/88	106.9	107.1	107.1	1.9	0
Pamphlets		0802	06/88	100.6	102.4	105.7	4.9	3.2
Book printing	0934		12/83	129.1	129.4	129.4	2.5	0
Books, printed and bound, lithographic		0102	12/83	124.7	124.8	124.8	2.1	0
Printed or printed and bound, not lith		0103	12/83	117.3	118.9	118.9	1.9	0
Pamphlets, etc., printed or printed an		0104	12/83	130.2	130.3	130.3	1.2	0
Manifold business forms	0935		12/83	125.0	125.5	126.2	.4	.6
Unit set forms		0101	12/83	125.4	124.9	127.5	1.7	2.1
Manifold books		0102	12/83	125.3	125.3	128.0	3.1	2.2
Custom continuous forms		0103	12/83	127.1	127.0	127.7	-.5	.6
Stock continuous forms		0104	12/83	117.4	119.7	118.4	-.1	-1.1
Greeting cards and misc. publishing	0936		06/84	129.8	130.9	134.3	6.3	2.6
Greeting card publishing		0104	12/85	116.1	115.9	122.9	8.0	6.0
Miscellaneous publishing		0105	12/89	102.7	103.9	105.2	([2])	1.3
Commercial printing	0937		06/82	127.6	128.6	128.7	2.1	.1
Magazine and periodical printing		01	06/82	120.8	121.4	121.4	2.1	0
Lithographic		0102	06/82	124.0	124.7	124.8	2.6	.1
Gravure		0103	06/82	106.0	105.5	105.5	-1.0	0
Label and wrapper printing for packaging		02	06/82	120.9	122.2	122.0	1.3	-.2
Letterpress		0201	06/82	120.4	123.2	122.9	1.0	-.2
Lithographic		0202	06/82	122.9	122.7	122.7	2.8	0
Gravure		0203	06/82	119.8	119.7	119.6	.1	-.1
Catalog and directory printing		03	06/82	115.7	116.3	117.0	2.0	.6
Lithographic		0302	06/82	123.8	124.6	125.5	2.2	.7
Financial and legal printing		04	06/82	134.4	136.9	138.0	3.6	.8
Lithographic		0402	06/82	125.9	128.3	129.3	3.6	.8
Advertising printing		05	06/82	133.3	134.0	134.2	2.3	.1
Lithographic		0502	06/82	129.1	129.9	130.1	2.4	.2
Gravure		0503	06/82	114.2	114.2	114.2	1.6	0
Other general job printing		06	06/82	134.6	135.9	135.6	2.4	-.2
Letterpress		0601	06/82	140.4	140.4	140.9	2.0	.4
Lithographic		0602	06/82	131.0	132.7	132.2	2.5	-.4
Gravure		0603	06/82	127.1	127.3	127.3	2.4	0
Commercial printing, n.e.c.		11	12/88	106.2	106.2	106.2	.9	0
Screen printing, excluding textiles		1101	06/82	129.3	129.3	129.3	.9	0
Engraving		1102	12/84	121.1	121.1	121.1	.8	0
Blankbooks, binders, and bookbinding wor	0938		06/85	124.8	124.9	125.1	4.2	.2
Bankbooks, looseleaf binders, and devices		01	06/85	128.0	128.2	128.5	5.0	.2
Blankbook making		0101	06/85	135.5	135.7	135.7	6.0	0
Looseleaf binders and devices		0102	06/85	116.2	116.2	117.1	3.1	.8
Bookbinding and related work		02	12/85	114.8	114.6	114.7	2.0	.1
Hardcover bookbinding		0201	12/85	111.7	111.5	111.7	.9	.2
Other bookbinding		0202	12/85	115.4	115.2	115.2	2.5	0
Services for the printing trade	0939		06/85	109.3	109.4	109.4	.7	0
Typesetting		01	06/85	110.3	110.4	110.3	.5	-.1
Photoengraving		02	06/85	117.0	117.3	117.3	6.6	0
Electrotyping and stereotyping		03	12/85	110.0	109.4	109.4	0	0
Lithographic platemaking services		04	12/85	106.1	106.2	106.2	.2	0
Preparation of lithographic plates		0401	12/85	104.7	104.9	105.0	-1.0	.1
Other lithographic platemaking services		0402	12/85	107.8	107.8	107.8	.7	0
Metals and metal products	10			123.1	124.1	124.6	.7	.4
Iron and steel	101			117.9	118.5	118.2	.1	-.3
Iron ore	1011			83.5	83.5	83.5	.8	0
Ores, Great Lakes area		02						
Pellets, intra-company transfers, Great Lakes area		0201	12/89	100.9	100.9	100.9	([2])	0
Other iron ores, market sales, all areas ex Gt Lakes		0311	12/89	110.6	110.6	([2])	([2])	([2])
Iron and steel scrap	1012			174.0	177.5	174.1	6.0	-1.9
Carbon steel scrap		11	12/86	162.5	165.4	161.4	7.5	-2.4
Heavy melting, Northeast		1102	12/86	162.1	162.5	163.1	6.0	.4
Heavy melting, Chicago		1103	12/86	155.2	160.8	155.2	5.0	-3.5
Heavy melting, South		1105	12/86	168.2	171.0	169.5	7.5	-.9
Heavy melting, West		1106	12/86	159.8	166.2	160.9	8.9	-3.2
Bundles, Northeast		1112	12/86	167.2	163.4	158.2	-2.1	-3.2
Bundles, Chicago		1113	12/86	140.8	147.8	144.6	6.0	-2.2
Bundles, Ohio and Lake Erie		1114	12/86	148.5	154.6	152.1	18.3	-1.6
Shredded scrap, South		1125	12/86	142.7	147.7	150.8	-2.4	2.1
Cut plate and structural scrap, Northeast		1132	12/86	143.4	144.2	145.4	4.2	.8
Cut plate and structural scrap, South		1135	12/86	148.1	142.1	143.3	3.0	.8
Stainless and alloy steel scrap		12	12/86	167.6	177.5	181.6	-.1	2.3
Ohio and Lake Erie		1204	12/86	127.6	126.0	126.0	4.9	0

See footnotes at end of table.

Digitized for FRASER
http://fraser.stlouisfed.org/
Federal Reserve Bank of St. Louis

Table 6. Producer price indexes and percent changes for commodity groupings and individual items—Continued

(1982=100 unless otherwise indicated)

Commodity	Commodity code	Other index base	Index			Unadjusted percent change to Sep. 1990 From:	
			May 1990[1]	Aug. 1990[1]	Sep. 1990[1]	Sep. 1989	Aug. 1990
Iron and steel scrap--Continued	1012						
Cast iron scrap	13	12/86	128.9	133.2	131.3	2.0	-1.4
Northeast	1302	12/86	126.7	131.6	129.5	3.8	-1.6
West	1306	12/86	182.7	177.4	172.8	-5.6	-2.6
Foundry and forge shop products	1015		117.1	117.3	117.5	2.0	.2
Pressure & soil pipe & fittings, cast iron	02		136.2	138.0	138.3	-1.0	.2
Soil pipe & fittings, gray & ductile iron	0235		169.6	175.7	175.7	-7.1	0
Pressure pipe and fittings, ductile iron	0237		109.5	109.5	109.5	-.1	0
Pressure pipe and fittings, gray iron	0239		128.4	130.8	132.0	5.8	.9
Motor vehicle castings, gray/ductile iron	03		112.9	113.0	113.2	2.4	.2
Castings for passenger cars, gray iron	0321		116.4	116.4	116.6	3.3	.2
Castings for other motor vehicles, gray iron	0322		108.6	108.8	108.8	.6	0
Castings for passenger cars, ductile iron	0323		110.2	110.4	110.4	1.8	0
Castings for other motor vehicles, ductile iron	0324		98.4	98.4	99.6	2.0	1.2
Gray & ductile iron castings, other	04		111.6	111.8	111.8	2.3	0
Molds & stools for heavy steel ingots	0423		95.7	95.7	95.8	2.4	.1
Castings for construction & utility use	0425		(2)	(2)	(2)	(2)	(2)
Ductile iron castings, other	0427		112.8	112.8	112.9	1.0	.1
Gray iron castings, other	0429		115.7	116.0	116.0	2.9	0
Malleable iron castings	05		109.0	109.0	104.5	-.2	-4.1
Standard malleable iron castings	0511		114.6	114.6	109.9	-.5	-4.1
Steel investment castings	06		152.7	153.2	153.7	7.3	.3
Carbon and low alloy steel investment castings	0614		133.5	133.7	133.7	-.4	0
High alloy steel investment castings	0621		156.5	157.0	157.7	8.8	.4
Other steel castings, carbon steel	07		112.4	112.9	112.9	2.5	0
Railroad wheels and specialties	0712		110.1	110.1	110.1	0	0
All other carbon steel castings	0736		113.1	113.7	113.7	3.1	0
Other steel castings, high alloy steel	08		126.7	124.5	125.4	-.7	.7
All other high alloy steel castings	0818		126.7	124.5	125.4	-.7	.7
Other steel castings, low alloy steel	09		118.1	118.2	119.0	3.8	.7
Railway specialties and rolls for rolling mills	0907		115.4	(2)	(2)	(2)	(2)
All other low alloy steel castings	0917		118.5	118.5	119.4	4.2	.8
Open die or smith forgings, ferrous	12	06/82	96.3	96.3	98.5	.5	2.3
Carbon steel	1261	06/82	101.5	101.5	101.5	-5.0	0
Alloy steel, excluding stainless and high-temp.	1263	06/82	93.4	93.4	97.0	3.5	3.9
Stainless steel	1265	06/82	(2)	101.4	(2)	(2)	(2)
Other forge shop products	13	06/82	113.5	113.8	114.0	.8	.2
Seamless rolled ring forgings	1329	06/82	132.1	132.4	134.2	.1	1.4
Closed die forgings, carbon steel	1351		114.9	115.1	114.6	.7	-.4
Closed die forgings, alloy steel	1353		106.6	106.2	106.8	.5	.6
Closed die forgings, stainless steel	1355	12/83	120.1	120.1	120.1	1.1	0
Other forgings, ferrous	1381	12/83	(2)	99.6	99.6	(2)	0
Blast and electric furnace products	1016		120.1	119.9	119.5	-4.9	-.3
Blast furnace products	02	06/82	104.5	104.5	104.5	0	0
Electric furnace products	03	06/82	131.9	131.5	130.9	-7.2	-.5
Ferrosilicon	0312		101.6	105.2	104.8	-5.4	-.4
Other electric furnace products	0315	06/83	163.6	160.1	160.0	-5.1	-.1
Steel mill products	1017		112.2	112.5	112.4	-1.6	-.1
Ingots	01	06/82	96.9	96.9	96.9	(2)	0
Semifinished steel mill products	02	06/82	106.7	107.4	105.1	-6.7	-2.1
Semifinished products, carbon	0291	12/89	96.6	97.7	93.2	(2)	-4.6
Semifinished products, alloy	0292	12/89	96.8	96.7	98.6	(2)	2.0
Semifinished products, stainless	0293	12/89	97.0	96.8	99.8	(2)	3.1
Hot rolled sheet and strip, incl. tin mill	03	06/82	121.0	122.8	123.4	1.3	.5
Sheets, h.r., carbon	0311	12/89	97.2	97.5	98.1	(2)	.6
Sheets and strip, hot dipped galvanized, carbon	0313	12/89	97.4	103.3	104.8	(2)	1.5
Sheets and strip, electrolytic galvanized, carbon	0315	12/89	100.4	100.1	100.2	(2)	.1
Other metallic coated sheets & strip, carbon	0317	12/89	(2)	99.7	100.3	(2)	.6
Strip, h.r., carbon	0319	12/89	97.6	97.6	97.6	(2)	0
Tinplate	0326	12/89	105.6	104.6	104.2	(2)	-.4
Tin free steel	0328	12/89	103.4	102.8	101.9	(2)	-.9
Strip, h.r., stainless	0359	12/89	94.8	94.8	91.3	(2)	-3.7
Hot rolled bars, plates, & structural shap	04	06/82	105.5	105.3	104.9	-4.8	-.4
Carbon plates	0412	12/89	97.6	95.0	94.6	(2)	-.4
Heavy structural shapes, carbon	0415	12/89	89.1	87.6	89.1	(2)	1.7
Bars, h.r., carbon	0422	12/89	98.5	101.3	100.9	(2)	-.4
Bars, light structurals, carbon	0424	12/89	100.1	101.1	101.1	(2)	0
Concrete reinforcing bars, carbon	0425	12/89	98.1	97.8	97.8	(2)	0
Plates, alloy	0431	12/89	(2)	101.9	94.7	(2)	-7.1
Bars, h.r. (including light structural), alloy	0441	12/89	97.5	91.9	93.0	(2)	1.2
Tool steel, other than high speed, alloy	0449	12/89	98.5	98.5	98.5	(2)	0
Plates, stainless	0453	12/89	94.7	99.1	100.4	(2)	1.3
Bars, h.r., stainless	0461	12/89	93.6	93.4	93.4	(2)	0
Steel wire	05	06/82	104.3	103.8	104.0	-1.0	.2
Plain wire, carbon steel	0511		99.0	98.6	98.6	-.5	0
Other coated wire, carbon steel	0519	06/82	(2)	(2)	(2)	(2)	(2)
Wire, stainless steel	0551	06/82	134.6	133.6	134.2	-3.0	.4
Steel pipe and tubes	06	06/82	104.1	101.5	101.7	-1.3	.2

See footnotes at end of table.

Digitized for FRASER
http://fraser.stlouisfed.org/
Federal Reserve Bank of St. Louis

Table 6. Producer price indexes and percent changes for commodity groupings and individual items—Continued

(1982=100 unless otherwise indicated)

Commodity	Commodity code		Other index base	Index			Unadjusted percent change to Sep. 1990 From:	
				May 1990[1]	Aug. 1990[1]	Sep. 1990[1]	Sep. 1989	Aug. 1990
Steel mill products--Continued	1017							
Standard pipe, carbon		0611	06/82	104.5	104.1	104.1	-1.0	0
Pressure tubing, welded, carbon		0622	06/82	125.6	125.6	125.6	.6	0
Mechanical tubing, seamless, carbon		0623		(2)	(2)	(2)	(2)	(2)
Mechanical tubing, welded, carbon		0624		129.9	119.5	119.8	.8	.3
Structural pipe and tubing, carbon		0627	06/82	120.4	117.6	117.6	-4.2	0
Pressure tubing, welded, stainless		0662	06/82	105.2	(2)	(2)	(2)	(2)
Mechanical tubing, welded, stainless		0664		145.5	146.1	147.1	(2)	.7
Other pipe and tubing, incl. std. pipe, stainless		0669	06/82	139.6	139.1	136.4	-10.8	-1.9
Cold rolled sheets and strip		07	06/82	120.4	121.5	121.3	-1.3	-.2
Sheets, c.r., carbon		0711		117.5	118.8	118.5	-.8	-.3
Strip, c.r., carbon		0715		111.6	111.8	111.9	-.9	.1
Sheets and strip, c.r., alloy		0733	06/82	112.4	112.4	112.6	-.1	.2
Sheets, c.r., stainless		0751		(2)	(2)	161.1	(2)	(2)
Strip, c.r., stainless		0755		125.7	126.1	126.2	-2.6	.1
Cold finished bars		08	06/82	96.6	97.3	97.4	-6.7	.1
Bars, c.f., carbon		0811		96.2	97.5	97.5	-4.4	0
Bars, c.f., alloy		0831		83.6	83.6	83.6	-5.5	0
Bars, c.f., stainless, 300 series		0852		95.7	95.7	95.7	-20.8	0
Rails, wheels, and track accessories		09	06/82	112.0	112.0	112.1	1.3	.1
Cold rolled products, electrical & coated		11	06/83	108.7	112.7	112.4	(2)	-.3
Nonferrous metals	102			134.0	136.9	139.1	-.3	1.6
Nonferrous metal ores	1021		12/83	94.9	101.7	109.6	-1.5	7.8
Copper ores		02	06/88	111.0	124.9	131.1	-5.3	5.0
Silver ores		04	12/83	63.7	70.8	68.4	12.3	-3.4
Gold ores		05	06/85	114.1	108.9	119.2	6.1	9.5
Uranium-radium-vanadium ores		08	12/85	37.0	41.3	62.7	44.5	51.8
Other nonferrous metal ores		11	06/90	(2)	100.1	100.0	(2)	-.1
Primary nonferrous metals	1022			132.5	137.7	142.6	1.0	3.6
Primary nonferrous metals, except precious		01		138.4	143.5	149.6	1.0	4.3
Primary aluminum ingot, unalloyed		0117		118.2	125.8	138.3	2.7	9.9
Primary aluminum, other types, except extrusion bill		0119		86.1	89.8	(2)	(2)	(2)
Aluminum extrusion billet		0121		120.9	122.5	132.4	-4.1	8.1
Cobalt		0122		64.0	64.0	64.0	0	0
Domestic copper cathode		0123		178.2	195.1	198.0	7.0	1.5
Lead, pig, common		0127		168.6	191.1	191.1	18.6	0
Zinc, slab, prime Western		0132		218.5	211.0	200.7	-.1	-4.9
Zinc, slab, special high grade		0133		219.3	211.7	201.0	-3.4	-5.1
Zinc, slab, high grade		0134	06/88	140.4	145.4	136.2	(2)	-6.3
Antimony		0136		78.6	78.6	78.6	-15.7	0
Cadmium metal, 99.90 pct. min.		0141		170.0	132.0	123.1	-49.0	-6.7
Magnesium, pig ingot		0151		121.6	121.6	121.6	0	0
Titanium sponge		0156		115.1	115.1	115.1	-3.4	0
Other refined copper, domestic		0162	06/83	98.5	106.9	109.5	1.1	2.4
Precious metals		02		82.3	88.2	80.8	0	-8.4
Gold, refined		0271		97.2	108.7	100.0	6.4	-8.0
Silver, bar, refined, .999 fine		0272		63.1	65.5	59.9	-4.8	-8.5
Platinum		0273		101.6	106.3	95.9	-2.6	-9.8
Nonferrous scrap	1023			174.8	178.3	184.2	3.2	3.3
Copper base scrap		01		188.1	191.0	196.1	7.0	2.7
No. 1 copper scrap, including wire		0101	12/86	176.7	181.8	183.4	-1.9	.9
No. 2 copper scrap, including wire		0102	12/86	209.8	214.8	219.6	.4	2.2
Other copper and brass scrap		0104	12/86	201.0	203.2	204.9	14.5	.8
Copper and brass scrap, exports		0199	12/86	219.9	220.3	235.5	7.5	6.9
Aluminum base scrap		02		173.9	177.5	185.0	-2.2	4.2
Solids and clippings, new scrap		0201	12/86	132.2	137.7	141.3	-.9	2.6
Used beverage can scrap		0205	12/86	143.3	138.7	158.9	1.5	14.6
Other old scrap		0206	12/86	146.9	143.9	147.1	-4.3	2.2
Other nonferrous scrap nec.		03		163.7	168.2	172.6	6.6	2.6
Lead scrap		0301	12/86	180.0	191.1	191.1	24.3	0
Secondary nonferrous metals	1024			128.1	133.3	131.1	2.3	-1.7
Aluminum, except extrusion billet		02		153.1	154.5	153.8	-2.7	-.5
Ingot for die casting		0221	06/88	78.2	78.3	76.9	-4.1	-1.8
Other aluminum		0224		136.3	135.1	141.4	-2.9	4.7
Refined copper		03		153.5	164.5	164.7	11.8	.1
Copper, unalloyed		0301		130.3	(2)	(2)	(2)	(2)
Brass ingot, alloyed		0302		138.8	(2)	(2)	(2)	(2)
Refined lead		04		130.6	137.4	135.5	4.8	-1.4
Lead, unalloyed		0401		179.2	186.7	182.7	10.8	-2.1
Antimonial lead, alloyed		0402		160.6	171.3	170.2	12.3	-.6
Refined zinc		05		177.0	164.3	163.8	-2.3	-.3
Precious metals		06		92.0	100.4	93.2	2.9	-7.2
Other nonferrous metals		07		98.3	99.1	100.8	-17.0	1.7
Nonferrous mill shapes	1025			130.1	132.4	132.0	-3.7	-.3
Aluminum mill shapes		01		126.5	127.2	128.3	-3.6	.9

See footnotes at end of table.

Digitized for FRASER
http://fraser.stlouisfed.org/
Federal Reserve Bank of St. Louis

Table 6. Producer price indexes and percent changes for commodity groupings and individual items—Continued

(1982=100 unless otherwise indicated)

Commodity	Commodity code	Other index base	Index			Unadjusted percent change to Sep. 1990 From:	
			May 1990[1]	Aug. 1990[1]	Sep. 1990[1]	Sep. 1989	Aug. 1990
Nonferrous mill shapes--Continued	1025						
Sheet, coiled, bare, all others	0107		137.5	136.8	140.0	-0.1	2.3
Foil, plain (under .006 inches)	0111		115.6	117.3	117.9	-6.6	.5
Tube, extruded, 6000 alloy series	0121		120.5	120.6	120.4	-5.3	-.2
Tube, drawn, 6000 alloy series	0123		124.3	125.1	127.8	-1.3	2.2
Bar, extruded, other than 2000 and 7000 alloy series	0132		139.2	143.2	148.8	-10.7	3.9
Pipe, extruded	0135		127.3	126.6	127.3	-4.0	.6
Rod, extruded, other than 2000 and 7000 alloy series	0147		117.9	122.7	125.3	-2.1	2.1
Extrusion, solid, circle size under 3	0151		135.8	135.3	136.9	-3.8	1.2
Extrusion, solid, circle size 3 to under 4	0152		110.9	113.7	119.2	-3.6	4.8
Extrusion, solid, circle size 5 to 9	0154		125.2	126.0	128.9	-5.6	2.3
Extrusion, solid, circle size, 10 and over	0156	06/87	119.9	122.8	125.6	-1.1	2.3
Extrusion, solid, in 2000 and 7000 alloy series	0157		119.0	120.1	122.5	-1.4	2.0
Copper and brass mill shapes	02		175.4	182.5	183.9	-2.7	.8
Copper-base alloy strip	0231		162.9	168.5	169.0	.9	.3
Copper-base alloy rod	0232		199.4	207.0	207.0	3.8	0
Copper-base alloy tube, non-plumbing	0233		129.5	141.5	142.4	5.6	.6
Copper rod	0256		184.7	186.7	188.7	-2.4	1.1
Copper strip	0263	12/86	158.9	168.4	169.1	1.8	.4
Other copper and copper-alloy mill shapes	0265	12/86	162.3	171.9	171.7	-.5	-.1
Nickel alloy mill shapes	04		113.7	116.0	116.5	-14.0	.4
Other nickel mill shapes, except wire	0465	12/87	132.3	137.8	140.3	-8.9	1.8
Titanium mill shapes	05		105.4	104.1	104.0	1.1	-.1
Titanium flat products	0502	12/87	141.1	140.2	140.2	1.8	0
Other titanium mill shapes, except wire	0503	12/87	154.8	152.0	151.8	.3	-.1
Other mill shapes	19		101.9	106.1	96.4	-4.3	-9.1
Gold mill shapes, except wire	1901	06/82	124.9	138.7	129.1	4.0	-6.9
Silver mill shapes, except wire	1902	06/83	56.1	56.5	50.2	-12.5	-11.2
Zirconium mill shapes, except wire	1951	12/87	96.3	96.8	96.9	2.4	.1
Lead mill shapes, except wire	1997	06/83	74.8	73.1	72.6	-17.0	-.7
Other nonferrous metal wire	1998	06/83	139.1	(2)	(2)	(2)	(2)
Nonferrous wire and cable	1026		144.2	143.5	146.3	-.4	2.0
Electric wire and cable	0301	12/82	137.0	135.3	136.0	-.4	.5
Telephone and telegraph wire and cable	0303	12/82	162.5	157.7	165.5	-.8	4.9
Control and signal wire and cable	0305	12/82	132.7	133.0	133.0	2.2	0
Building wire and cable	0307	12/82	166.2	162.8	170.9	-.1	5.0
Apparatus wire and cordage	0309	12/82	133.2	133.7	136.4	4.1	2.0
Magnet wire	0311	12/82	149.4	153.8	156.3	2.5	1.6
Power wire and cable	0313	12/82	128.9	129.7	128.4	-5.0	-1.0
Copper and copper alloy wire & cable, bare & tinned	0314	12/86	141.3	145.3	146.4	-1.4	.8
Automotive primary wire	0317		156.2	162.4	161.2	6.6	-.7
Airframe, shipboard and ground support cable	0323	12/82	122.0	121.8	122.7	-6.0	.7
Appliance wire and flexible cord sets	0324	12/85	135.3	135.4	135.4	2.6	0
Other insulated and covered wire and cable, copper	0325	12/82	119.7	122.6	120.2	-2.7	-2.0
Aluminum wire and cable, bare	0331	06/87	103.2	101.5	101.4	-11.9	-.1
Fiber optic cable	0333	12/88	97.8	96.9	97.2	-2.6	.3
Other bare nonferrous metal	0335	12/88	98.2	98.3	102.9	4.3	4.7
Nonferrous forge shop products	1027	12/83	122.9	126.0	127.9	4.8	1.5
Hot impression die, impact, press, & upset	0111	12/83	121.4	124.9	126.9	5.8	1.6
Nonferrous foundry shop products	1028		130.7	130.8	131.1	1.5	.2
Castings, alum./alum.-base alloy	02		129.1	129.2	129.5	.2	.2
Motor vehicle die castings	0201		122.6	123.0	122.7	-7.3	-.2
Other die castings	0203	06/83	135.2	135.1	135.3	4.2	.1
Sand castings	0204	06/83	132.1	131.9	132.6	4.4	.5
Perm. and semi-perm. mold castings	0205	06/83	120.7	120.7	121.8	-.2	.9
Copper and copper-base alloy castings	03	06/83	127.8	129.1	129.9	3.5	.6
Copper and copper-base alloy sand castings	0301	06/83	126.4	128.2	128.8	3.0	.5
Other copper/copper-base alloy castings	0302	06/83	143.2	141.4	143.3	5.8	1.3
Zinc Castings	04						
Zinc and zinc-base alloy castings	0401		139.7	141.6	141.5	2.5	-.1
Other nonferrous castings	06	06/83	140.2	134.3	134.3	8.0	0
Metal containers	103		114.2	114.3	114.2	1.8	-.1
Metal cans and can components	1031		114.3	114.3	114.2	1.9	-.1
Steel cans	02		119.9	119.9	119.9	1.4	0
Fruit and fruit juice cans	0209		122.6	124.3	123.8	.6	-.4
Vegetable and vegetable juice cans	0211		108.4	107.9	107.9	1.2	0
All other food (including soup) cans	0215		127.7	127.7	127.7	1.8	0
Paint and varnish cans	0218		118.9	118.9	118.9	.8	0
Aerosol cans	0219		112.5	112.5	(2)	(2)	(2)
All other non-food cans	0222		124.5	125.0	125.0	-.7	0
Aluminum cans	03		105.6	105.8	105.6	2.4	-.2
Soft drink cans	0301		106.8	(2)	107.1	2.0	(2)
Beer cans	0302		104.0	103.5	103.4	2.8	-.1
Metal can components (steel and aluminum)	04						
Metal can components (steel and aluminum)	0401		99.4	99.5	99.4	2.3	-.1

See footnotes at end of table.

Digitized for FRASER
http://fraser.stlouisfed.org/
Federal Reserve Bank of St. Louis

Table 6. Producer price indexes and percent changes for commodity groupings and individual items—Continued

(1982=100 unless otherwise indicated)

Commodity	Commodity code	Other index base	Index			Unadjusted percent change to Sep. 1990 From:	
			May 1990[1]	Aug. 1990[1]	Sep. 1990[1]	Sep. 1989	Aug. 1990
Barrels, drums, and pails	1032		116.5	116.4	116.4	0.5	0
Steel pails	0101		128.2	128.2	128.2	1.4	0
Steel shipping barrels and drums	0102		114.4	114.3	114.2	.3	-.1
Hardware	104		125.6	126.2	126.5	4.4	.2
Hardware, n.e.c.	1041		121.5	122.1	122.6	4.1	.4
Builders hardware	01		132.6	133.2	134.0	3.6	.6
Padlocks	0109	06/85	(2)	108.2	112.4	(2)	3.9
Doorlocks, locksets, locktrim, exc.arch. trim	0122	06/85	119.9	120.0	121.5	4.9	1.3
Hinges, exc. cabinet hinges, incl. spring hinges	0124	06/85	108.6	108.8	107.7	2.2	-1.0
Door controls, closers and checking devices	0132	06/85	120.6	120.6	121.0	7.7	.3
Key blanks	0139	06/85	121.8	122.9	122.8	3.2	-.1
Hangers, tracks and related items	0141	06/85	112.7	112.7	112.7	1.8	0
Protect. plates, push plates pulls, push pull bars &	0142	06/85	(2)	99.3	100.1	(2)	.8
Rim locks and other locking devices	0145	06/85	(2)	129.4	129.4	(2)	0
Cabinet hinges	0146		171.3	(2)	(2)	(2)	(2)
Cabinet hardware	0147	06/85	126.5	130.4	130.5	4.2	.1
Other builders hardware	0148	06/85	115.3	115.7	115.7	2.1	0
Screen and storm door hardware	0149	06/85	106.0	106.0	106.0	-1.2	0
Transportation equipment hardware	03		111.7	112.1	112.5	4.3	.4
Motor vehicle hardware	0311	06/85	102.6	103.1	103.5	4.3	.4
Marine hardware	0321	06/85	129.1	129.1	129.4	4.2	.2
Aircraft hardware	0331	06/85	(2)	120.3	(2)	(2)	(2)
Furniture hardware	04		134.7	135.2	135.2	9.0	0
Other hardware, n.e.c.	05	06/85	105.8	107.1	107.1	3.2	0
Hand and edge tools	1042		134.5	135.2	135.2	5.1	0
Axes, adzes, and hatchets	0106		116.6	116.9	116.9	.3	0
Adjustable wrench, including pipe	0133		134.5	134.5	134.5	10.2	0
Screwdrivers	0141		141.1	141.1	141.1	7.9	0
Wrench socket	0147		137.9	139.0	139.0	6.8	0
All other wrenches	0149	06/83	135.2	135.3	135.3	6.6	0
Pliers	0151		123.1	123.1	123.1	5.1	0
Steel goods (forks, hoes, rakes, etc.)	0166		143.9	150.8	149.9	4.7	-.6
Handsaws and handsaw blades	0167	06/89	106.5	109.1	109.6	5.3	.5
All other mechanics' hand service tools	0178	06/83	132.4	132.7	132.8	5.9	.1
All other edge tools	0179	06/83	123.1	123.4	123.4	2.6	0
All other hand tools, except edge tools	0183	06/83	130.2	131.0	131.0	3.7	0
Plumbing fixtures and brass fittings	105		144.0	144.5	144.7	3.7	.1
Vitreous china fixtures	1052		125.6	126.0	125.7	1.8	-.2
Plumbing fixtures	0112	06/85	109.6	109.8	109.6	1.8	-.2
Fixture accessories and fittings	0113	06/85	109.5	112.4	112.4	2.6	0
Brass fittings	1054		155.3	155.5	156.1	4.6	.4
Bath and shower fittings	0211	06/83	138.3	138.3	138.5	4.4	.1
Lavatory fittings	0215	06/83	131.3	131.2	131.2	4.0	0
Sink fittings	0219	06/83	150.8	151.0	151.0	4.7	0
Miscellaneous brass goods	0223	06/83	159.8	160.3	161.6	4.9	.8
Metal sanitary ware	1056	12/86	115.0	116.0	115.6	2.6	-.3
Drinking fountains	0103	12/86	115.5	115.5	(2)	(2)	(2)
Sinks and sink laundry tray combinations	0105	12/86	122.5	126.3	123.6	2.3	-2.1
Bath tubs	0107	12/86	110.4	109.9	110.8	2.7	.8
Urinals	0109	12/86	(2)	122.1	(2)	(2)	(2)
Heating equipment	106		130.7	132.0	131.7	3.8	-.2
Steam and hot water equipment	1061		132.2	133.7	133.4	2.1	-.2
Gas heating boilers	0102		126.2	128.7	128.4	1.7	-.2
Oil heating boilers	0103		128.2	130.8	130.1	1.7	-.5
Warm air furnaces	1062		129.2	129.7	129.7	6.9	0
Gas-fired wall furnaces	0136		137.4	138.8	138.8	6.6	0
Forced air, gas	0142		131.2	131.3	131.3	7.5	0
Conversion burners and parts	1063		132.7	137.1	136.6	5.6	-.4
Gas burners, 400 mbh and under	0121		128.4	134.7	134.7	4.9	0
Com./ind. dual fuel burners	0136		127.2	130.7	129.6	1.9	-.8
Domestic heating stoves	1064		112.9	113.2	111.2	3.8	-1.8
Wood/coal stoves, air tight	0126		(2)	(2)	(2)	(2)	(2)
Water heaters, domestic	1066		124.7	123.9	124.4	2.2	.4
Electric	0101		122.4	122.1	121.9	.7	-.2
Gas	0113		125.9	124.5	125.6	2.5	.9
Other systems and other parts	1067		140.7	143.3	142.9	3.0	-.3
Other heating systems	01		121.9	124.9	124.1	3.6	-.6

See footnotes at end of table.

Digitized for FRASER
http://fraser.stlouisfed.org/
Federal Reserve Bank of St. Louis

Table 6. Producer price indexes and percent changes for commodity groupings and individual items—Continued

(1982=100 unless otherwise indicated)

Commodity	Commodity code	Other index base	Index			Unadjusted percent change to Sep. 1990 From:	
			May 1990[1]	Aug. 1990[1]	Sep. 1990[1]	Sep. 1989	Aug. 1990
Other systems and other parts--Continued	1067						
Electric comfort heating equipment	0111	12/89	104.1	103.8	103.8	(2)	0
Other heating systems, n.e.c.	0126		117.8	120.0	119.8	2.7	-.2
Other parts, n.e.c.	02		152.9	155.1	155.1	2.5	0
Fabricated structural metal products	107		121.9	122.1	121.9	.8	-.2
Metal doors, sash, and trim	1071		131.5	131.2	131.1	.4	-.1
Metal doors and frames, exc. storm	02	06/83	132.4	131.7	131.8	.8	.1
Aluminum doors	0201	06/83	132.8	131.1	131.1	-.2	0
Iron and steel doors	0203	06/83	131.8	132.1	132.1	1.8	0
Steel door frames	0205		128.5	128.5	128.8	2.6	.2
Aluminum door frames	0206	06/88	120.3	120.2	120.2	-.9	0
Metal window sash and frames, exc. storm	03	06/83	124.2	124.2	124.2	.5	0
Aluminum window sash and frames	0309	06/83	124.9	124.9	124.8	.4	-.1
Steel window sash and frames	0311		112.9	(2)	(2)	(2)	(2)
Metal molding and trim and storefronts	04						
Metal molding and trim and storefronts	0413	06/83	138.0	136.3	136.3	-1.4	0
Storm sash and doors	05						
Storm sash and doors	0515	06/83	127.1	127.2	126.9	.4	-.2
Screens and weatherstrip	06						
Screens and weatherstrip	0617	06/83	121.7	(2)	122.1	-.4	(2)
Metal tanks	1072		114.8	114.3	114.0	2.3	-.3
Bulk storage tank, 6000 gallons or less	0112		118.9	(2)	(2)	(2)	(2)
Bulk storage tank, over 6000 gallons	0113		115.5	115.5	115.5	4.0	0
Non-LPG gas cylinders	0122		112.0	112.8	112.8	-.4	0
Custom tanks, 3/4 inch and less	0138		127.9	129.6	128.4	2.0	-.9
Petroleum storage tanks	0147		100.5	102.7	102.3	5.7	-.4
All other customized tanks, field assembled	0148	12/86	(2)	(2)	(2)	(2)	(2)
Sheet metal products	1073		128.8	129.7	129.7	1.4	0
Roofing, steel	0101		109.1	109.1	109.5	.3	.4
Roof drainage equipment, steel	0107	06/83	165.6	165.6	165.6	2.0	0
Roof drainage equipment, aluminum	0108	06/83	110.7	110.7	110.7	-9.6	0
Siding, aluminum	0109	12/82	(2)	(2)	(2)	(2)	(2)
Siding, steel	0116	06/83	128.0	128.0	128.0	6.8	0
Soffits, facia, and shutters, aluminum	0119	06/83	117.3	(2)	(2)	(2)	(2)
Stovepipe, furnace smokepipe, elbows & ducts, steel	0145	12/82	126.5	127.8	127.8	3.8	0
Air conditioning ducts, incl. dust collecting, steel	0146	12/82	127.3	128.2	128.5	5.7	.2
Cornices, skylights, ceiling domes, coping, etc.	0156	12/87	110.5	110.5	110.5	-2.0	0
Restaurant, hotel & kitchen sheet metal equipment	0164	12/82	(2)	(2)	(2)	(2)	(2)
Awnings, canopies, and carports, prefab., aluminum	0165	12/82	141.3	141.3	141.3	0	0
Other sheet metal work, steel	0166	12/82	131.2	132.0	132.3	6.4	.2
Other sheet metal work, aluminum	0167	12/82	132.2	132.4	132.6	-1.5	.2
Other sheet metal work, not steel or aluminum	0169	06/83	139.6	141.0	140.8	2.3	-.1
Struct., arch., pre-eng. metal products	1074		116.9	117.4	116.9	-.5	-.4
Fabricated iron and steel pipe and fitting	02		111.9	113.5	113.3	-2.2	-.2
Petrochemical, paper mill, & water sewage treatment	0212	12/86	98.4	99.8	99.6	.1	-.2
Other iron and steel pipe and fittings	0214		114.4	115.7	115.5	-2.9	-.2
Fabricated iron and steel tube and fitting	03		121.5	122.7	122.7	-1.0	0
Welded tubing	0302		117.0	118.9	118.8	-2.3	-.1
Hot rolled bars/plates/structural shapes	04		146.0	146.8	144.1	.3	-1.8
Aluminum pipe and tube fabrication	0401		115.6	(2)	(2)	(2)	(2)
Copper pipe and tube fabrication	0402		126.0	130.7	126.5	-8.9	-3.2
Fabricated structural metal	05		119.5	119.8	119.2	-.2	-.5
Fabricated structural metal for buildings	0501		118.8	119.2	118.8	-.3	-.3
Fabricated structural metal for bridges	0511		117.2	(2)	112.9	-3.8	(2)
Other fabricated structural metal	0512	06/82	120.2	120.3	120.1	.8	-.2
Miscellaneous metal work	07		104.2	104.2	103.8	-1.3	-.4
Expanded metal lath	0781		(2)	115.6	115.6	(2)	0
Metal plaster base accessories	0784	12/84	(2)	133.5	131.9	(2)	-1.2
Custom roll form products	0785	06/90	(2)	101.1	100.5	(2)	-.6
Fabricated concrete reinforcing bars	0791		103.3	103.9	103.2	-.9	-.7
Short span open web joists	0793	06/90	(2)	97.7	97.7	(2)	0
Long span joists	0795	06/90	(2)	95.1	95.7	(2)	.6
Architectural and ornamental metalwork	08	12/83	118.9	118.8	118.9	.7	.1
Warm air or air conditioning grilles,	0801	12/83	109.2	106.6	106.6	-1.9	0
Stairs	0803	12/83	119.0	119.3	119.3	2.7	0
Railings	0804	12/83	109.8	109.8	110.0	-.4	.2
Grating and grating treads	0805	12/83	130.4	130.4	(2)	(2)	(2)
Light gauge metal framing	0806	12/83	120.7	121.9	(2)	(2)	(2)
Ground supported scaffolding and shoring	0808	12/83	112.6	112.6	112.6	0	0
Other architectural and ornamental metal work	0809	12/83	122.4	122.6	122.8	2.0	.2
Heat exchangers and condensers	1075		138.8	140.0	141.2	5.1	.9
Bare tube heat exchangers	0101		143.2	143.3	144.7	3.1	1.0
Fin tube heat exchangers	0102		132.7	135.2	135.2	7.0	0
Steam condensers	0107		141.3	(2)	(2)	(2)	(2)

See footnotes at end of table.

Digitized for FRASER
http://fraser.stlouisfed.org/
Federal Reserve Bank of St. Louis

Table 6. Producer price indexes and percent changes for commodity groupings and individual items—Continued

(1982=100 unless otherwise indicated)

Commodity	Commodity code		Other index base	Index			Unadjusted percent change to Sep. 1990 From:	
				May 1990[1]	Aug. 1990[1]	Sep. 1990[1]	Sep. 1989	Aug. 1990
Fabricated steel plate	1076			121.0	121.0	121.0	1.3	0
Weldments		0111		130.8	130.8	130.8	1.8	0
Steel plate for containers		0112	12/86	114.7	113.2	113.2	-2.5	0
Other fabricated steel plate		0121		118.1	118.4	118.4	2.2	0
Steel power boilers	1077			102.1	102.5	102.6	4.3	.1
Prefabricated metal buildings	1079			115.7	114.0	113.7	.1	-.3
Prefab. metal bldg systems, ex. farm svcs		01		112.5	110.0	109.5	-1.1	-.5
Industrial and commercial		0115		112.8	110.0	109.5	-1.3	-.5
Public and educational		0118		111.7	111.1	111.1	.5	0
Other prefab. & portable metal buildings		02		120.4	120.3	120.3	1.7	0
Other farm service buildings, steel and aluminum		0215		117.0	116.2	(2)	(2)	(2)
Small utility bldgs, incl. tool sheds, cabanas, etc.		0221		120.8	120.8	120.8	2.2	0
Dwellings & other non-farm buildings		0235		131.7	131.3	131.3	1.2	0
Panels, parts, & sections for prefab bldgs		03						
Panels, parts, sections for prefabricated buildings		0354		115.8	115.8	115.8	4.2	0
Miscellaneous metal products	108			119.2	119.4	119.8	1.8	.3
Bolts, nuts, screws, rivets, and washers	1081			116.3	117.5	117.5	2.7	0
Externally thread. fasteners, ex. aircraft		02	06/82	113.8	114.4	114.6	1.1	.2
Hex bolts		0206	06/82	97.6	98.1	98.2	.8	.1
Square and round bolts		0207	06/82	112.2	112.2	112.2	.1	0
Studs		0208	06/82	103.9	103.9	103.9	-.8	0
Flanged self locking sets, lag and wood screws		0209	06/82	158.5	159.8	159.8	.8	0
Machine screws		0221		111.1	109.8	109.9	-.8	.1
Cap screws		0231		127.6	132.8	136.3	11.7	2.6
Tapping screws		0236		113.8	112.0	114.0	2.2	1.8
Mine roof bolts		0241		111.2	111.1	111.1	-.4	0
Thread-cutting & rolling, & self drilling screws		0256	06/82	105.8	105.7	105.8	1.5	.1
Other externally threaded fasteners		0261	06/82	114.2	115.9	115.5	1.0	-.3
Internally thread. fasteners, ex. aircraft		03	06/82	98.5	98.7	98.3	-1.2	-.4
Nonthreaded fasteners, except aircraft		04	06/82	112.3	112.0	112.0	.9	0
Aircraft-aerospace fasteners		05	06/82	144.0	149.1	148.9	10.3	-.1
Other formed fasteners		06	06/82	108.0	109.4	108.7	2.5	-.6
Lighting fixtures	1083			127.3	127.1	127.7	2.7	.5
Residential		02		133.8	134.2	134.0	4.0	-.1
Incandescent interior, including bath		0221	12/83	125.0	125.2	125.1	3.4	-.1
Incandescent outdoor		0222		137.8	138.5	138.5	7.2	0
Commercial/institutional or industrial		03		127.3	126.5	126.6	2.8	.1
Commercial incandescent fixtures, surface or pendant		0301		137.4	137.4	137.4	3.5	0
Commercial incandescent fixtures, recessed		0303		146.9	146.9	146.9	2.8	0
Commercial H.I.D. fixtures, mercury and other types		0311		137.1	131.8	134.5	3.9	2.0
Commercial fluor. fixtures, recessed air handling		0321		114.4	114.4	114.4	-.5	0
Commercial fluor. fixtures, recessed non-air		0323		113.7	111.6	111.3	.2	-.3
Commercial fluorescent strip lights		0325		116.1	(2)	119.7	4.6	(2)
Commercial fluorescent ceiling systems		0327		119.9	120.3	120.3	3.3	0
Commercial fluorescent fixtures, plastic wraparound		0329		121.2	(2)	118.7	2.1	(2)
Commercial fluorescent fixtures, surface or pendent		0333		134.8	134.8	134.8	4.3	0
Component or renewal parts for commercial fixtures		0345		133.3	134.3	132.8	4.7	-1.1
Industrial fluorescent fixtures, general types		0361		132.8	132.3	131.0	6.4	-1.0
Industrial H.I.D. fixtures, mercury and other types		0371		127.9	127.9	127.9	3.4	0
Other industrial fixtures		0381	12/86	(2)	135.8	135.8	(2)	0
Vehicular		04		115.5	116.0	116.3	1.9	.3
Motor vehicle incandescent lighting		0401	12/83	105.2	105.3	105.7	1.8	.4
All other vehicular lighting equipment		0402	12/83	129.3	131.1	131.1	2.1	0
Lighting equipment, n.e.c.		05		132.5	132.4	134.2	2.2	1.4
Outdoor lighting equipment, including parts		0522	06/85	113.4	112.8	113.3	1.3	.4
Other electric and non-electric lighting		0524	06/85	110.1	111.0	114.4	4.1	3.1
Ammunition, except for small arms	1085		12/85	101.3	100.7	100.7	0	0
Ordnance and accessories, n.e.c.	1086		12/85	110.2	114.6	114.3	9.7	-.3
Fabricated ferrous wire products	1088		06/82	114.6	114.8	115.0	2.2	.2
Ferrous wire rope, cable and strand		01	06/82	108.9	108.8	108.9	3.1	.1
Wire rope and cable		0111	06/82	114.4	114.4	114.4	5.4	0
Composite wire strand, rope and cable		0121	06/82	131.7	130.1	130.1	2.8	0
Wire forms		0141	06/89	104.9	104.9	104.9	1.2	0
Wire strand, other than composite types		0199	06/82	90.1	90.6	90.7	(2)	.1
Steel nail and spikes		02	06/82	107.3	109.8	109.8	1.9	0
Galvanized nails		0213		101.9	103.0	103.0	.5	0
Other wire nails		0219	06/82	(2)	(2)	(2)	(2)	(2)
Steel wire staples		0223	06/82	107.6	112.4	112.5	(2)	.1
Steel fencing and fence gates		06	06/82	116.9	116.5	116.5	.6	0
Chain link fencing		0613		122.2	120.7	120.7	-.3	0
Wire fence, woven and welded		0621		110.0	110.0	110.1	1.8	.1
Ferrous wire cloth, other woven wire prod.		07	06/82	120.8	120.4	121.5	.4	.9
Wire cloth and other woven wire products		0799	06/82	123.2	122.7	124.1	.4	1.1

See footnotes at end of table.

Digitized for FRASER
http://fraser.stlouisfed.org/
Federal Reserve Bank of St. Louis

Table 6. Producer price indexes and percent changes for commodity groupings and individual items—Continued

(1982=100 unless otherwise indicated)

Commodity	Commodity code	Other index base	Index			Unadjusted percent change to Sep. 1990 From:	
			May 1990[1]	Aug. 1990[1]	Sep. 1990[1]	Sep. 1989	Aug. 1990
Fabricated ferrous wire products--Continued	1088						
Other fabricated ferrous wire products	09	06/82	117.7	117.7	117.9	2.3	0.2
Other wire chain, excl. tire chain	0949	06/82	82.0	(2)	(2)	(2)	(2)
Barbed and twisted steel wire	0951		105.9	105.9	105.9	.3	0
Welded steel wire fabric for concrete reinforcing	0961		109.8	109.6	(2)	(2)	(2)
Wire carts	0973	12/82	121.3	122.5	121.3	2.0	-1.0
Other wire products	0999	06/82	129.8	129.9	130.0	2.6	.1
Other miscellaneous metal products	1089		120.5	120.5	121.0	1.2	.4
Hot formed springs	02		106.5	106.7	106.7	2.6	0
Orig. equip. leaf springs, except for passenger cars	0216		103.6	103.6	103.6	2.2	0
Replacement leaf springs for motor vehicles	0217		99.7	100.0	100.0	1.2	0
Locomotive, railroad car & other helical springs	0225		119.8	120.2	120.2	3.3	0
Cold formed springs	03		114.0	114.0	114.0	-1.0	0
Wire springs	04		114.8	114.9	115.0	.6	.1
Precision mechanical springs	0424		124.0	124.2	124.3	1.1	.1
Other wire springs	0425	12/82	106.6	106.6	106.6	.1	0
Other metal products	05		120.5	120.8	120.9	1.0	.1
Original equipment automobile stampings	0506		109.2	109.3	109.3	.5	0
Replacement part automotive stampings	0508	12/82	(2)	118.6	118.6	(2)	0
Automotive screw machine products	0521	12/83	123.1	123.0	123.0	1.0	0
Other screw machine products	0522	12/83	120.3	120.7	121.1	2.1	.3
Metal powders, paste, and flake	0564	06/85	127.0	126.9	127.3	-2.0	.3
Nonferrous nails, brads, staples, tacks, etc.	0566	06/85	109.9	110.7	110.9	-.4	.2
Other fabricated metal products	0589	06/85	115.3	116.1	116.0	1.9	-.1
Metal crowns and closures	06	12/83	118.7	114.6	119.6	4.1	4.4
Metal commercial closures (caps)	0611	12/83	124.4	116.6	126.1	8.1	8.1
Other metal closures, except crowns	0615	12/83	102.4	102.4	102.4	-5.4	0
Metal crowns	0617	12/83	120.8	120.5	120.6	5.0	.1
Metal stampings n.e.c.	07	06/84	119.5	119.4	120.2	2.0	.7
Job stampings, non-automotive	0701		133.7	134.1	135.5	3.4	1.0
Other stamped and pressed metal end products	0731	06/84	116.0	114.9	115.0	-.9	.1
Metal foil and leaf	08	12/84	114.6	114.7	114.7	-1.5	0
Laminated aluminum foil rolls and sheets	0811	12/84	106.0	106.2	106.1	-2.8	-.1
Converted unmounted alum. foil for nonpkg appl.	0821	12/84	113.8	113.8	113.8	1.4	0
Other metal foil and leaf	0831	12/84	119.7	122.4	124.2	3.2	1.5
Metal treatment services	109	12/84	115.8	116.4	116.8	1.7	.3
Metal treatment services	1091						
Metal plating and polishing	01	12/84	120.5	120.9	121.9	3.1	.8
Metal coating and allied services	02	12/84	114.7	115.5	115.5	0	0
Metal heat treating	03	06/85	107.2	107.8	107.9	2.1	.1
Metal heat treating - Middle Atlantic	0332	06/85	(2)	114.0	114.0	(2)	0
Metal heat treating - South Central	0333	06/85	108.6	108.6	108.6	2.9	0
Metal heat-treating - Michigan	0334	06/85	100.6	100.9	100.9	.1	0
Metal heat treating - Southeast	0335	06/85	(2)	100.8	100.8	(2)	0
Metal heat treating - North Central	0336	06/85	106.7	106.7	106.7	.7	0
Metal heat treating - Pacific Coast	0337	06/85	110.5	112.2	112.2	3.6	0
Metal heat treating - Southwest	0338	06/85	106.2	106.2	106.5	.3	.3
Metal heat treating - New England	0339	06/90	(2)	100.0	100.4	(2)	.4
Machinery and equipment	11		120.4	120.8	121.0	2.4	.2
Agricultural machinery and equipment	111		121.3	120.7	121.1	2.0	.3
Farm and garden tractors	1111		123.0	121.7	121.8	1.7	.1
Farm tractors, wheel type	02	12/82	117.5	117.9	118.0	3.6	.1
Farm tractors, two wheel drive	0201		125.0	125.0	125.3	4.3	.2
Farm tractors, four wheel drive	0211	12/82	107.2	108.7	108.4	1.4	-.3
Garden tractors	05						
Garden tractors	0522		140.0	143.1	143.1	1.7	0
Farm tractor parts and attachments	52	12/82	116.2	110.2	110.2	-3.0	0
Attachments	5221	12/82	119.4	120.6	120.6	3.3	0
Agricultural machinery excl. tractors	1112		121.1	120.6	120.9	2.3	.2
Plows	01		125.3	125.0	125.7	1.9	.6
Plows	0111	12/82	118.8	118.5	119.1	1.9	.5
Harrows, rollers, and stalk cutters	02		117.9	118.6	118.6	1.4	0
Stalk shredders and cutters	0211	12/82	116.0	(2)	117.8	2.4	(2)
Harrows and combination tillage equipment	0221	12/82	113.6	113.8	113.8	0	0
Planting, seeding, and fertilizing mach.	03		117.3	119.8	121.3	4.9	1.3
Planting and seeding machinery	0311	12/82	112.7	116.2	118.0	6.2	1.5
Fertilizing machinery	0321	12/82	117.8	117.8	118.8	2.5	.8
Cultivators	04		129.4	134.5	134.5	3.6	0
Cultivators	0411	12/82	126.6	131.6	131.6	3.6	0
Sprayers and dusters	05		122.5	123.4	122.8	3.2	-.5
Sprayers and dusters	0511	12/82	121.1	121.9	121.3	3.1	-.5
Harvesting machinery	06		129.2	124.4	124.5	.6	.1
Harvesting machinery	0611	12/82	122.7	118.2	118.3	.6	.1
Haying machinery	07		117.4	122.8	122.8	6.6	0

See footnotes at end of table.

Digitized for FRASER
http://fraser.stlouisfed.org/
Federal Reserve Bank of St. Louis

Table 6. Producer price indexes and percent changes for commodity groupings and individual items—Continued

(1982=100 unless otherwise indicated)

Commodity	Commodity code		Other index base	Index			Unadjusted percent change to Sep. 1990 From:	
				May 1990[1]	Aug. 1990[1]	Sep. 1990[1]	Sep. 1989	Aug. 1990
Agricultural machinery excl. tractors--Continued	1112							
Haying machinery		0711	12/82	113.4	118.6	118.6	6.6	0
Crop preparation machinery		08		116.9	116.8	116.7	2.6	-.1
Crop preparation machinery		0811	12/82	115.2	(2)	114.9	2.6	(2)
Farm elevators and blowers		09		122.4	123.4	123.4	2.4	0
Farm wagons & other farm transport equip.		11		122.5	123.5	123.5	2.2	0
Farm wagons and other farm transportation equipment		1111	12/82	121.1	122.0	122.0	2.1	0
Commercial turf and grounds mowing equip.		12	12/82	117.3	119.1	119.1	4.1	0
Commercial turf & grounds moving equipment		1211	12/82	117.3	119.1	119.1	4.1	0
Comm. turf & grounds care eq., parts & att		13	06/83	126.4	132.6	131.9	.8	-.5
Parts for farm machinery, excl. tractors		51		113.7	114.3	114.7	2.4	.3
Parts, farm machinery, sold for replacement/repair		5192	12/82	113.5	114.4	115.0	2.0	.5
Attachments, farm machinery, ex. tractors		52	12/82	108.6	106.2	108.8	.6	2.4
Agricultural equipment	1113			118.2	119.8	121.1	1.9	1.1
Poultry equipment		01		111.0	111.0	111.0	3.4	0
Barnyard and hog equipment		02		117.4	119.4	119.4	2.5	0
Water systems		03		110.3	110.9	110.9	-1.9	0
Irrigation systems		04	12/82	107.6	110.6	113.5	3.2	2.6
Self-propelled irrigation systems, center pivot		0401	12/82	107.0	110.0	112.9	3.2	2.6
Parts, agricultural equipment		51	12/82	131.5	133.3	135.6	3.1	1.7
Construction machinery and equipment	112			120.8	122.7	122.7	3.7	0
Power cranes, excavators, and equipment	1121			128.9	130.6	130.6	4.3	0
Excavators		04		125.3	128.6	128.6	2.8	0
Cranes		06		131.3	131.7	131.7	4.3	0
Cable operated cranes		0608		142.2	142.2	142.2	2.3	0
Hydraulic operated cranes		0609		133.1	134.6	134.6	5.1	0
Front end attachments and parts		07		122.5	125.5	125.7	5.5	.2
Front end attachments for cranes and excavators		0701		115.3	115.3	117.2	2.0	1.6
Parts for cranes and excavators		0702		122.1	125.3	125.3	5.7	0
Construction equipment for mounting	1122			120.1	120.2	120.2	1.1	0
Const. equip. for mounting, ex. snow clearing attach		0301	06/86	112.6	112.6	(2)	(2)	(2)
Snow clearing attachments for mounting		0302		121.4	122.1	122.2	3.3	.1
Specialized construction machinery	1123			124.1	124.5	124.5	5.2	0
Continuous ditchers/trenchers, self propelled		0301		118.2	120.3	120.3	3.4	0
Portable crushing, screening, and washing plants		0303		121.0	121.0	121.0	4.6	0
Rollers		0304		135.1	135.1	135.1	3.1	0
Portable air compressors	1124			117.2	117.6	117.5	3.3	-.1
Portable air compressors		01		117.2	117.6	117.5	3.3	-.1
Scrapers and graders	1125			120.1	124.7	124.7	4.0	0
Parts and other equipment	1126			107.1	108.2	108.2	.9	0
Parts/attach., ex cranes/excav./tractors		01		102.8	104.3	104.3	1.5	0
Parts and attachments for replacement and repair		0102		102.5	103.0	103.0	.5	0
Other construction equipment		02		110.8	111.0	111.0	-.1	0
Other excavating and construction machinery		0206		97.5	97.5	97.5	(2)	0
Other miscellaneous construction machinery		0207	06/86	107.8	108.1	108.1	2.5	0
Mixers, pavers, spreaders, etc.	1127			112.9	113.1	113.6	2.7	.4
Concrete equipment		0155	06/86	111.6	112.0	112.0	2.2	0
Bituminous equipment		0156	06/86	109.5	109.5	110.6	3.4	1.0
Tractors, other than farm	1128			123.0	125.5	125.4	4.8	-.1
Wheel type		01		116.4	116.9	116.9	2.6	0
Crawler type		02		122.9	125.4	125.4	3.2	0
Tractor parts and attachments		03						
Tractor parts and attachments		0305	06/86	114.9	117.6	117.4	7.0	-.2
Tractor shovel loaders		04		118.4	120.9	120.9	3.3	0
Off-highway equipment	1129			123.6	128.3	128.3	4.8	0
Metalworking machinery and equipment	113			122.7	123.1	123.3	3.6	.2
Metalworking machinery n. e. c.	113-A		06/83	128.3	128.9	129.3	4.4	.3
Assembly machines		01						
Assembly machines		0101	06/83	117.9	118.6	119.3	1.9	.6
Other metalworking machinery		02						
Other metalworking machinery		0201	06/83	138.6	139.1	139.1	6.8	0
Rolling mill machinery	113-B		12/87	118.0	118.0	120.5	7.8	2.1
Power driven hand tools	1132			120.8	121.5	121.6	3.9	.1
Power hand tools, electric/battery powered		06	06/86	111.0	112.2	112.3	2.7	.1
Power hand tools, pneumatic/hydr./powder		08	06/86	116.9	117.0	117.0	5.1	0

See footnotes at end of table.

Digitized for FRASER
http://fraser.stlouisfed.org/
Federal Reserve Bank of St. Louis

Table 6. Producer price indexes and percent changes for commodity groupings and individual items—Continued

(1982=100 unless otherwise indicated)

Commodity	Commodity code	Other index base	Index			Unadjusted percent change to Sep. 1990 From:	
			May 1990[1]	Aug. 1990[1]	Sep. 1990[1]	Sep. 1989	Aug. 1990
Welding machines and equipment	1133		127.6	127.8	128.7	5.1	0.7
Arc welding mach., components ex electrode	01		122.6	122.8	123.2	3.4	.3
Arc welding machines	0172	12/84	119.9	120.1	120.5	3.3	.3
Components for arc welding mach., exc. electrodes	0174	12/84	111.9	112.1	112.5	3.6	.4
Resistance welders, components & electrode	02		127.1	128.1	131.9	5.4	3.0
Arc welding electrodes	03		131.3	131.7	132.4	6.2	.5
Gas welding machines and equipment	04		131.6	131.6	131.6	5.5	0
Other welding & soldering equipment & acce	05	06/90	(2)	98.4	99.9	(2)	1.5
Industrial process furnaces and ovens	1134		126.4	127.3	127.8	2.2	.4
Electric, excluding induction & dielectric	01		123.9	123.9	125.6	2.4	1.4
Electric furnaces	0108	12/86	108.7	108.7	109.0	.9	.3
Electric industrial ovens and kilns, incl. infrared	0109	12/86	108.6	108.6	113.4	6.6	4.4
Fuel-fired	02		125.8	125.8	125.8	2.0	0
Fuel-fired furnaces	0218	12/86	113.8	(2)	(2)	(2)	(2)
Fuel-fired ovens and kilns	0219	12/86	113.1	113.1	113.1	3.4	0
Induction and dielectric heating equip.	03		129.0	129.4	129.4	.9	0
Otr. indus. elec. heat. units; parts/attac	05		130.1	132.8	132.8	2.7	0
Parts, attachments, and components	0543		123.3	123.6	123.6	1.8	0
Other industrial electric heating units	0545		142.3	146.5	146.5	3.2	0
Cutting tools and accessories	1135		118.3	118.4	118.4	1.8	0
Small cutting tools	01		113.0	113.1	113.1	1.2	0
Small cutting tools	0116	06/83	111.1	111.2	111.2	1.1	0
Precision measuring tools	02		128.8	128.8	128.8	2.8	0
Precision measuring tools	0243	06/83	124.6	124.6	124.6	2.8	0
Metalworking power saw blades	03	06/83	142.2	142.4	142.4	4.1	0
Bandsaw blade	0327	06/83	137.1	137.1	137.1	4.8	0
Circular saw blades	0328	06/89	103.6	104.4	104.4	4.4	0
Other metal working power saw blades	0332	06/83	129.7	129.7	129.7	(2)	0
Other blades, incl. concrete, masonry & abrasive	0401	06/83	122.7	122.6	122.6	0	0
Other machine tool attachments & acc.	05						
Other machine tool attachments & accessories	0501	06/83	120.4	120.8	120.8	2.4	0
Abrasive products	1136		122.5	123.1	123.1	2.5	0
Nonmetallic sized abrasives	01		89.8	90.2	90.2	.7	0
Nonmet. bonded abrasives and diamond wheel	03		123.7	124.4	124.3	1.0	-.1
Nonmetallic coated abrasive products	05		140.3	140.3	140.3	4.6	0
Metal abrasives, including scouring pads	31		118.9	121.5	121.7	2.5	.2
Metal cutting machine tools	1137		129.5	129.9	130.1	5.3	.2
Boring machines	11		114.4	114.4	114.5	6.1	.1
Drilling machines	12						
Drilling machines	1231	06/83	117.2	117.4	117.5	4.1	.1
Grinding machines	13		137.9	138.8	139.0	3.0	.1
Lathes	14		114.7	114.8	114.9	5.1	.1
Milling machines	15						
Milling machines	1511	06/83	118.4	120.0	120.2	5.7	.2
Multi-function machines, n/c	16		111.6	113.1	113.1	3.2	0
Station type machines	18	06/83	145.6	145.9	146.2	7.7	.2
Other metal cutting machine tools	19		123.5	123.5	123.6	4.4	.1
Parts for metal cutting machine tools	51		130.1	130.2	130.2	4.7	0
Metal forming machine tools	1138		129.4	130.3	131.2	9.6	.7
Punching, bending and forming machines	21		111.3	111.9	111.9	1.9	0
Other bending/forming machines, including folders	2119	12/86	110.5	(2)	110.5	2.1	(2)
Presses	23		135.0	135.4	136.4	19.9	.7
Mechanical presses	2308	12/86	133.7	132.5	133.9	27.5	1.1
Other metal forming machines	25		141.5	141.8	145.1	10.4	2.3
Parts for metal forming machine tools	51		127.9	130.4	130.2	5.7	-.2
Tools, dies, jigs, fixtures & ind. molds	1139		116.6	116.7	116.7	1.7	0
Special dies, tools, jigs, and fixtures	01		117.2	117.2	117.2	2.4	0
Jigs/fixtures; other types, under 1000 lbs.	0103		130.0	130.0	130.0	4.9	0
Forming and drawing dies, 500 lbs. and under	0107		127.5	127.5	(2)	(2)	(2)
Stamping dies, progressive type, high speed steel	0111		103.1	103.1	103.1	1.1	0
Stamping dies, progressive type, other steel	0112	12/86	102.0	102.0	102.0	0	0
All other stamping-type dies	0114		109.5	109.5	109.5	1.1	0
Other components and parts for dies	0125		120.9	120.9	120.9	2.4	0
Other specially designed tooling and prototypes	0129	12/86	103.1	103.1	103.1	1.6	0
Industrial molds	03		115.9	116.2	116.2	.4	0
Die casting molds	0301		118.4	120.0	120.3	1.6	.3
Injection molds for plastic products	0305		113.0	113.0	113.0	.1	0
Other molds for plastic products	0306	12/86	(2)	(2)	(2)	(2)	(2)
General purpose machinery and equipment	114		123.3	124.0	124.2	3.3	.2
Pumps, compressors, and equipment	1141		118.9	119.7	120.1	3.5	.3
Industrial pumps	02		123.4	124.6	124.9	4.2	.2
Reciprocating pumps	0202		114.0	115.3	115.3	15.3	0
Turbine pumps	0211		124.2	124.2	124.2	3.4	0

See footnotes at end of table.

Digitized for FRASER
http://fraser.stlouisfed.org/
Federal Reserve Bank of St. Louis

Table 6. Producer price indexes and percent changes for commodity groupings and individual items—Continued

(1982=100 unless otherwise indicated)

Commodity	Commodity code	Other index base	Index			Unadjusted percent change to Sep. 1990 From:	
			May 1990[1]	Aug. 1990[1]	Sep. 1990[1]	Sep. 1989	Aug. 1990
Pumps, compressors, and equipment--Continued	1141						
Rotary pumps	0231		133.9	135.5	137.3	5.2	1.3
Centrifugal pumps	0241	12/83	125.7	127.3	127.5	3.0	.2
Diaphragm pumps	0251	12/83	118.0	118.0	118.8	2.2	.7
Other industrial pumps	0261	12/83	110.4	(2)	(2)	(2)	(2)
Stationary air compressors	03		114.3	114.3	114.3	.3	0
Stationary air compressors	0311	06/84	110.9	110.9	110.9	.3	0
Stationary gas compressors	04		120.0	123.7	123.5	5.6	-.2
Other compressors	05						
Other compressors	0501	06/84	106.8	(2)	(2)	(2)	(2)
Vacuum pumps	06						
Vacuum pumps	0601	06/84	132.1	132.1	132.1	5.9	0
Air/gas compress. & vac. pump pts./attach.	07						
Air & gas compressor & vacuum pump parts & attachmts	0701	06/84	113.0	113.0	113.0	2.4	0
Industrial spraying equipment	08						
Industrial spraying equipment	0801	06/84	111.8	111.8	111.8	1.5	0
Measuring & dispensing pumps	09	06/84	114.5	114.5	114.5	3.0	0
Gasoline dispensing pumps, computing type	0901	06/84	105.1	105.1	105.1	.1	0
Lubricating-oil and grease dispensing equipment	0903	06/84	131.3	131.6	131.6	6.0	0
Other measuring and dispensing pumps	0905	06/84	116.2	116.2	116.2	4.0	0
Other pumps, including parts	12	12/83	120.3	120.4	121.7	3.7	1.1
Domestic sump pumps	1203	06/90	(2)	100.0	100.5	(2)	.5
All other pumps	1209	12/83	120.0	120.6	120.9	3.5	.2
Parts and attachments for pumps	1211	12/83	120.4	120.4	122.0	3.7	1.3
Elevators, escalators, and other lifts	1142		110.9	110.1	109.4	1.2	-.6
Elevators & escalators	01		107.4	106.3	105.4	.9	-.8
Geared electric passenger elevators	0102		105.8	105.4	104.4	4.0	-.9
Hydraulic passenger elevators	0105		112.5	112.1	112.0	1.7	-.1
Hydraulic freight elevators	0107		102.6	100.9	100.9	5.0	0
Other non-farm elevators, including dumbwaiters, etc	0109		125.8	125.8	125.8	.6	0
Elevator and escalator parts & attachments	02						
Parts and attachments for elevators and escalators	0221		128.5	128.5	128.5	1.7	0
Fluid power equipment	1143		122.9	124.0	123.9	3.3	-.1
Fluid power pumps and parts	01		123.5	123.5	124.1	3.2	.5
Fluid power pumps	0111	12/83	(2)	117.3	117.8	(2)	.4
Fluid power valves	02		122.9	125.0	122.9	2.7	-1.7
Fluid power accum/cushions/cyls. & parts	03						
Fluid power accum/actuators/cushions/cyls. & parts	0311	06/84	112.7	113.5	113.5	1.8	0
Fluid power hose and tube fittings	04		119.2	121.0	122.5	7.0	1.2
Industrial material handling equipment	1144		114.9	115.5	115.8	2.7	.3
Conveying equipment	02		116.2	117.2	117.4	2.4	.2
Monorail systems	0201		118.2	119.0	119.0	(2)	0
Unit handling convey/convey sys hoists/farm elvators	0212	06/84	110.6	111.3	111.3	2.2	0
Parts/acces. for unit handling conveyors & conv. sys	0214	06/84	127.5	127.8	128.6	1.3	.6
Bulk mtl hndlg conveyors & conveying sy ex ho & farm	0216	06/84	114.1	115.4	115.4	2.3	0
Pts & access for bulk mtl hdlg conveyors & conv sys	0218	06/84	124.1	125.3	125.7	4.0	.3
Industrial trucks and tractors	03		112.8	113.1	113.4	3.2	.3
Electric trucks, operator-riding	0351		108.8	108.9	109.7	4.0	.7
Motorized handtrucks	0352		104.9	106.2	105.9	5.5	-.3
Internal combustion trucks, under 6,000 lbs.	0361		107.7	108.4	108.4	3.0	0
Internal combustion trucks, 6,000 - 14,999 lbs.	0362		110.0	111.1	111.1	2.4	0
Internal combustion trucks, 15,000 lbs. and over	0363		121.4	(2)	122.3	2.4	(2)
Handtrucks, trailers and dollies, ex. handlifts	0375		115.7	115.7	115.7	3.3	0
All other industrial trucks and tractors	0377	12/86	(2)	(2)	(2)	(2)	(2)
Parts, attachments, and accessories	0378	12/86	117.5	117.6	117.9	3.8	.3
Hoists, cranes and stacking machines	04		116.3	116.6	117.0	2.1	.3
Hoists, including parts	0481	12/84	113.9	114.0	114.6	1.3	.5
Cranes, including parts	0485	12/84	109.9	110.5	110.6	2.9	.1
Mechanical power transmission equipment	1145		124.9	125.8	126.0	3.6	.2
Speed changers, drives, gears	01		122.6	123.9	124.5	4.4	.5
Speed reducers, fixed ratio, enclosed	0106	12/83	125.9	128.4	129.2	5.4	.6
Gear motors	0107	12/83	122.1	122.3	122.3	3.6	0
Loose gear, pinions and racks	0108	12/83	114.5	115.3	115.1	3.5	-.2
Mechanical-variable speed changers	0109	12/83	115.3	115.3	116.5	1.5	1.0
Parts/components for speed changers,	0114	12/83	124.8	126.6	127.5	5.2	.7
Other power transmission equipment	02	12/84	119.3	119.7	119.8	3.2	.1
Plain bearings and bushings	0201	12/84	110.7	111.2	111.3	1.8	.1
Clutches	0202	12/84	123.1	123.2	123.1	3.8	-.1
Flexible couplings	0203	12/84	117.7	118.7	117.8	1.7	-.8
Chains for sprocket drives	0204	12/84	114.2	113.5	113.5	2.0	0
Sprockets	0205	12/84	114.3	114.3	116.4	2.8	1.8
Pulleys	0206	12/84	106.3	104.3	104.3	0	0
Other power transmission equipment, incl. sheaves	0209	12/84	124.5	125.7	125.7	4.6	0
Universal joints, ball joints, drives & flex. shafts	0211	06/89	103.9	104.0	104.0	3.9	0
Scales and balances	1146		109.1	109.1	109.4	2.4	.3
Motor truck scales	02						

See footnotes at end of table.

Digitized for FRASER
http://fraser.stlouisfed.org/
Federal Reserve Bank of St. Louis

Table 6. Producer price indexes and percent changes for commodity groupings and individual items—Continued

(1982=100 unless otherwise indicated)

Commodity	Commodity code	Other index base	Index			Unadjusted percent change to Sep. 1990 From:	
			May 1990[1]	Aug. 1990[1]	Sep. 1990[1]	Sep. 1989	Aug. 1990
Scales and balances--Continued	1146						
Motor truck scales	0231		113.6	113.6	113.6	2.7	0
Industrial scales	04		114.3	114.3	115.1	2.5	.7
Floor scales	0434		115.6	115.6	115.6	2.7	0
Misc. industrial scales	0437		115.2	115.2	115.2	1.3	0
Commercial and retail scales	05		85.7	85.7	85.7	0	0
Household and person-weighing scales	06		126.3	126.3	126.3	5.9	0
Bathroom scales	0641		119.3	119.3	119.3	5.6	0
Accessories and attachments	08						
Accessories and attachments	0843		108.4	108.4	108.4	1.4	0
Parts	09						
Parts	0944		111.7	111.7	111.7	.7	0
Fans and blowers, except portable	1147		123.4	123.8	124.2	3.7	.3
Centrifugal fans and blowers	0141	12/83	119.1	118.1	118.9	4.2	.7
Propeller fans and accessories	0142	12/83	141.8	143.1	143.4	4.1	.2
Dust collection & air purification equip.	0143	12/83	120.8	121.5	121.5	2.9	0
Dust collection and a/c equip.	0144	12/83	113.9	114.7	115.1	3.0	.3
Air conditioning and refrigeration equip	1148		121.7	122.2	122.5	2.5	.2
Heat transfer equipment	01		124.1	127.0	127.7	3.4	.6
Central station a/c unit	0107		135.7	140.8	143.4	5.2	1.8
Remote refrigerent condenser	0111		106.1	104.5	104.6	.9	.1
Finned coils, all types	0117		114.9	114.8	114.9	1.2	.1
Unitary air conditioners	02		117.4	116.9	116.9	2.3	0
Year-round air conditioners	0205		124.2	126.4	126.1	9.7	-.2
Air conditioners, except window and wall units	0209		121.4	119.0	119.2	1.0	.2
Split system, condensing unit	0219		114.2	113.4	113.3	.2	-.1
Heat pumps	0225	12/89	100.7	100.0	100.1	(2)	.1
Commercial refrigeration equipment	03		132.9	134.3	135.3	5.1	.7
Refrigeration enclosures	0301	12/82	132.9	134.0	135.5	4.7	1.1
Mechanical beverage cooling and dispensing equipment	0311	12/82	(2)	130.0	(2)	(2)	(2)
Other commercial refrigeration equipment	0319	12/82	(2)	(2)	(2)	(2)	(2)
Refrigerant compressors	04		113.0	113.3	113.3	1.7	0
Refrigeration condensing units	05		122.4	121.4	122.2	2.9	.7
Other a/c and refrigeration equipment	06		124.7	124.9	125.1	1.9	.2
Icemaking machines	0603		122.0	120.6	120.6	.7	0
Evaporative air cooler	0617		108.0	108.0	(2)	(2)	(2)
Mobile vehicle mechanical a/c system	0621	12/82	119.6	120.0	119.9	.3	-.1
Liquid chiller, centrifugal and reciprocating	0623	12/82	127.4	128.1	129.2	5.3	.9
Soda fountain and beer dispensing equipment	0625	12/82	135.1	135.1	135.1	3.5	0
Other refrigeration machinery/air conditioning equip	0628	12/89	100.4	99.2	99.4	(2)	.2
Parts & accessories for a/c & refrig. equi	09	12/89	100.2	100.2	100.3	(2)	.1
Miscellaneous general purpose equipment	1149		130.5	131.2	131.3	4.0	.1
Metal valves, except fluid power	02	12/82	125.0	125.1	125.6	3.2	.4
Gates, globes, angles, and checks	0201	12/82	120.9	121.4	122.1	1.1	.6
Ball valves	0202	12/82	124.8	125.2	125.6	4.3	.3
Butterfly valves	0203	12/82	114.2	112.6	113.8	4.6	1.1
Plug valves	0204	12/82	130.3	130.3	130.3	10.5	0
Plumbing and heating valves (low pressure)	0205	12/82	121.7	121.7	124.5	5.9	2.3
Control valves	0206	12/82	131.2	131.2	131.3	4.1	.1
Regulator valves	0207	12/82	125.0	125.7	125.7	3.3	0
Solenoid valves	0208	12/82	131.6	(2)	(2)	(2)	(2)
Other valves	0209	12/82	126.0	125.6	126.0	1.6	.3
Metal pipe fittings, flanges, and unions	03	12/82	155.2	160.6	160.8	6.7	.1
Parts & attachments for valves & fittings	04	06/83	136.4	136.4	136.4	4.7	0
Ball and roller bearings	05		130.6	131.0	130.7	4.2	-.2
Angular contact ball bearings	0518	06/83	165.4	165.4	165.4	12.8	0
Other single row conrad ball bearings, prec. & reg.	0526	06/83	145.5	145.9	145.9	6.5	0
Other ground and unground ball bearings	0527	06/83	155.5	(2)	155.5	.8	(2)
Mounted bearings	0534	06/83	139.3	138.8	138.8	4.1	0
Ball and roller bearing parts and components	0535	06/83	114.3	114.4	114.2	2.7	-.2
Thrust ball bearings	0536	06/83	137.5	137.5	137.5	10.5	0
Taper roller bearings	0537	06/83	115.4	116.7	115.9	2.7	-.7
Roller bearings, except taper	0538	06/83	141.7	141.6	141.6	5.2	0
Other ball bearings	0539	06/89	104.5	104.8	104.8	4.8	0
Industrial patterns	07	12/84	110.3	109.7	110.3	.5	.5
Filters and strainers	08	12/84	124.2	124.0	124.0	4.6	0
Filters and strainers	0801	12/84	124.2	124.0	124.0	4.6	0
Other miscellaneous general purpose equipm	11	12/84	124.2	124.3	124.3	3.2	0
Special industry machinery and equipment	116		131.2	132.0	132.3	3.4	.2
Food products machinery	1161		132.1	134.5	134.7	5.0	.1
Dairy industry machinery	01		127.3	129.4	129.4	4.3	0
Commercial food production machinery	04		131.6	133.2	134.1	3.8	.7
Industrial food production machinery	05	12/83	124.1	127.0	126.7	6.2	-.2
Textile machinery and equipment	1162		127.0	130.0	130.5	3.9	.4
Textile machinery	12	06/86	116.5	121.8	122.5	6.8	.6

See footnotes at end of table.

Digitized for FRASER
http://fraser.stlouisfed.org/
Federal Reserve Bank of St. Louis

Table 6. Producer price indexes and percent changes for commodity groupings and individual items—Continued

(1982=100 unless otherwise indicated)

Commodity	Commodity code		Other index base	Index			Unadjusted percent change to Sep. 1990 From:	
				May 1990[1]	Aug. 1990[1]	Sep. 1990[1]	Sep. 1989	Aug. 1990
Textile machinery and equipment--Continued	1162							
Textile machinery		1201	06/86	116.5	121.8	122.5	6.8	0.6
Industrial sewing machines		66		117.5	119.0	118.9	2.7	-.1
Industrial sewing machines		6675	12/83	(2)	117.4	117.3	(2)	-.1
Textile machinery parts and attachments		77		124.9	125.0	125.1	.7	.1
Textile machinery parts and attachments		7701	06/86	112.1	112.2	112.3	.7	.1
Woodworking machinery and equipment	1163			122.2	121.5	121.3	3.0	-.2
Other than for home workshops		01		116.8	115.5	115.1	1.3	-.3
Sawmill equipment		0101		123.7	123.0	122.7	1.8	-.2
Straight-line machinery: planers, sanders, etc.		0104		119.3	120.1	120.1	3.9	0
Boring and carving machinery, dovetailers, etc.		0105		114.3	114.4	114.4	4.5	0
Other woodworking machinery: lathes, presses, etc.		0106		145.6	145.6	145.6	1.1	0
All other parts, attachments, and accessories		0108		115.5	115.5	111.6	-1.9	-3.4
Woodworking power saw blades		05		118.0	117.1	118.0	4.1	.8
Solid tooth		0521		117.1	117.1	117.1	1.5	0
Inserted tooth		0522		104.2	100.7	104.2	7.6	3.5
Other woodworking power saw blades		0525	06/83	114.7	114.7	114.7	(2)	0
Paper industries machinery	1164		06/82	133.5	136.8	136.5	5.2	-.2
Pulp mill machinery		0103	06/82	126.7	130.7	128.6	5.1	-1.6
Papermill machinery		0105	06/82	132.7	135.0	135.0	2.7	0
Paper and paperboard converting equipment		0107	06/82	140.4	144.6	144.6	7.6	0
Printing trades machinery and equipment	1165			125.1	125.7	125.9	1.8	.2
Printing presses, offset		01		133.4	133.4	133.4	0	0
Web fed printing presses		0112	12/82	132.3	132.3	132.3	-.8	0
Type setting and casting machinery		0211	12/82	95.5	96.7	(2)	(2)	(2)
Bookbinding machinery and equipment		05		136.7	138.2	137.6	1.8	-.4
Bookbinding machinery and equipment		0511	12/82	135.5	136.9	136.3	1.8	-.4
Printing presses, other than lithographic		06						
Printing presses, other than lithographic		0611	12/82	133.9	136.0	139.5	7.7	2.6
Other printing machinery and equipment		09	12/82	124.4	124.6	124.7	3.1	.1
Other printing machinery and equipment		0911	12/82	124.4	124.6	124.7	3.1	.1
Other special industry machinery	1166			132.6	132.9	133.2	3.2	.2
Rubberworking machinery		01		123.9	123.9	123.9	3.6	0
Plasticworking machinery		03		138.4	137.8	138.7	2.4	.7
Extrusion machinery		0301		137.4	137.4	138.8	2.9	1.0
Injection molding machinery		0304		141.9	(2)	(2)	(2)	(2)
Other plasticworking machinery and parts		0306		131.2	131.9	133.2	4.1	1.0
Chemical industry machinery		04		125.6	126.5	126.0	4.0	-.4
Chemical mixers		0412		107.1	107.1	107.1	0	0
Automotive maintenance equipment		05	06/83	116.7	116.7	116.7	2.8	0
Automotive maintenance equipment		0501	06/83	(2)	116.7	116.7	(2)	0
Miscellaneous industry machinery		06		134.2	134.6	134.9	3.2	.2
Tobacco machinery and parts		0624		169.1	175.0	175.0	18.4	0
Concrete machinery and parts		0626		127.0	129.8	129.7	3.9	-.1
Glassmaking machinery and parts		0627		131.0	131.0	131.0	4.2	0
Foundry machinery and parts		0632	06/83	124.7	124.7	124.7	.6	0
Semiconductor manufacturing machinery and parts		0638	06/87	108.0	108.3	108.2	3.6	-.1
Other machinery and parts		0645	06/87	112.2	111.5	112.4	2.7	.8
Packing and packaging machinery	1167			145.3	145.7	146.3	3.3	.4
Filling and capping machines		01		156.2	156.7	156.9	3.0	.1
Form-fill-seal machines		0103		179.3	180.8	180.2	2.7	-.3
Capping, sealing, and lidding machines		0107	12/83	134.2	134.0	134.0	5.1	0
Filling machines		0108	12/83	123.5	123.7	124.3	2.4	.5
Machinery for processing pkgs. & bottles		03		132.5	132.7	132.7	3.7	0
Casing machines		0302		134.6	134.8	134.8	3.5	0
Labeling and coding machinery		0307	12/83	122.6	122.8	122.8	3.7	0
Other packing & packaging machinery & pa		04	12/83	131.6	132.0	132.8	3.3	.6
Wrapping, banding, bundling and fastening machines		0401	12/83	136.3	139.7	143.4	6.1	2.6
Parts for packing and packaging machinery		0403	12/83	113.3	111.7	112.1	1.5	.4
Other packing and packaging machines		0404	12/88	105.4	105.7	105.7	3.2	0
Service industry machinery and parts	1168		06/82	130.2	130.3	130.8	4.0	.4
Nonelectric commercial cooking equipment		0101	06/82	139.7	139.7	139.7	4.6	0
Electrical commercial cooking equipment		0102	06/82	129.5	130.4	130.4	2.7	0
Electric commerical cooking equipment		0104	06/82	133.7	134.5	136.2	4.5	1.3
Commercial dishwashing machines		0105	06/82	140.7	140.7	140.7	9.3	0
Sewage treatment equipment		0106	06/82	138.4	139.5	140.2	6.5	.5
Commercial car washing machinery		0107	06/82	130.6	130.6	130.6	0	0
Garbage and trash compactors		0108	06/82	130.0	130.0	130.0	-.5	0
Commercial and industrial vacuum cleaners & parts		0111	06/82	127.1	127.1	130.2	3.2	2.4
Water softeners		0113	12/87	111.1	111.5	111.5	4.2	0
Water heaters		0115	12/87	114.2	114.2	(2)	(2)	(2)
High pressure cleaning and blasting machinery		0116	12/87	119.9	115.2	115.2	6.0	0
Other industrial and commercial service machines		0118	06/82	124.5	124.7	125.1	2.8	.3
Parts & acces. ex. cooking equip. & vacuum parts		0121	06/82	123.5	123.7	124.6	3.0	.7
Parts and access. for commercial cooking equipment		0122	12/87	103.0	103.0	103.0	5.5	0

See footnotes at end of table.

Digitized for FRASER
http://fraser.stlouisfed.org/
Federal Reserve Bank of St. Louis

Table 6. Producer price indexes and percent changes for commodity groupings and individual items—Continued

(1982=100 unless otherwise indicated)

Commodity	Commodity code	Other index base	Index			Unadjusted percent change to Sep. 1990 From:	
			May 1990[1]	Aug. 1990[1]	Sep. 1990[1]	Sep. 1989	Aug. 1990
Commercial laundry & dry cleaning equip.	1169	12/82	123.8	124.4	124.1	2.5	-0.2
Laundry equipment	01	12/82	125.1	126.0	125.6	2.9	-.3
Washer-extractor combinations	0103	12/82	124.9	124.9	125.5	2.4	.5
Drying tumblers	0104	12/82	128.6	132.2	129.9	4.5	-1.7
Laundry presses	0106	12/82	134.9	134.9	(2)	(2)	(2)
Other commercial laundry equipment	0107	12/82	124.3	124.3	124.3	2.0	0
Dry cleaning equipment	02	12/82	139.7	139.7	139.7	2.6	0
Parts, attachments, and accessories	03	12/82	103.0	103.0	102.9	.9	-.1
For commercial laundry equipment	0301	12/82	92.2	92.2	92.1	.1	-.1
Electrical machinery and equipment	117		119.0	119.2	119.2	1.1	0
Wiring devices	1171		131.6	132.6	132.5	1.9	-.1
Current carrying	01		121.0	121.2	121.2	1.0	0
Attach. plug cap & flanged inlet, ex. pin & sleeve	0106	12/86	111.5	111.4	(2)	(2)	(2)
Convenience and power outlet: 2-pole, 3-wire and up	0113		109.4	110.1	(2)	(2)	(2)
Dimmers and all other special purposes switches	0123		122.5	122.5	122.5	.1	0
Other current carrying wiring devices	0137		124.5	125.3	125.4	-.6	.1
Noncurrent carrying	02		144.7	146.6	146.5	2.8	-.1
Porcelain and steatite insulators	0251	12/85	120.6	122.2	122.8	5.0	.5
Stamped metal covers	0261	12/86	124.7	(2)	(2)	(2)	(2)
Plastic boxes and covers	0264		148.3	(2)	148.3	5.2	(2)
Stamped metal outlet box	0266		180.3	180.3	180.3	4.3	0
Stamped metal switch and receptacle box	0267		157.9	157.9	157.9	3.9	0
Rigid metal conduit	0274		112.3	114.0	112.4	(2)	-1.4
Metal raceway and wireway: surface and underfloor	0276		125.2	125.2	125.2	3.4	0
Fittings: cast conduit body, cover, and gasket	0278		200.4	200.4	200.4	6.7	0
Fittings, except cast conduit body, cover, & gasket	0279		150.1	151.0	151.0	4.9	0
EMT fittings	0281		125.1	132.2	132.2	.6	0
Cable, cord and flexible conduit fittings	0282	06/83	170.8	178.5	178.5	-4.3	0
Other electrical metal conduit fittings	0283		119.9	124.2	124.2	4.2	0
Cast metal box, cover, gasket, & access.: junction	0284		146.4	149.2	149.2	3.3	0
Commercial pole and transmission line hardware	0286		129.0	133.0	133.0	6.0	0
Flexible nonmetallic conduit	0294	12/86	113.6	115.0	115.0	4.2	0
Other noncurrent-carrying wiring devices	0298		137.9	138.0	138.0	3.8	0
Integrating and measuring instruments	1172		126.3	126.9	127.3	5.7	.3
Integrating instruments	04						
Integrating instruments	0401	12/83	107.4	109.4	110.3	5.3	.8
Test equip.- elect. character. & signals	05						
Test equipment-electrical characterist	0501		127.7	128.7	128.8	6.0	.1
Indicating and recording instruments	06						
Indicating and recording instruments	0601	12/83	116.9	112.9	116.2	3.7	2.9
Motors, generators, motor generator sets	1173		132.9	133.8	133.2	2.7	-.4
Fractional horsepower motors & generators	03	06/83	124.6	125.0	125.4	2.1	.3
Automobile accessory motors	0301	06/83	97.4	97.4	97.4	.3	0
Direct current motors and generators	0302	06/83	117.2	118.1	117.9	2.0	-.2
Alternating current motors	0303	06/83	131.4	131.6	132.5	2.6	.7
Universal motors (cased)	0307	06/83	144.4	(2)	144.4	3.9	(2)
Integral horsepower motors	04	06/83	128.6	128.7	128.4	5.6	-.2
Motors and generators, d.c.	0401	06/83	132.6	135.0	132.6	1.0	-1.8
Generators, a.c., exc. turbine driven	0402	06/83	100.8	100.8	100.8	3.1	0
Motors, a.c.	0403	06/83	131.8	131.5	131.6	6.9	.1
Fractional horsepower motor-gen. sets	05						
Fractional horsepower motor-gen. sets	0501	06/83	135.7	136.1	136.2	5.8	.1
Integral horsepower motor-gen. sets	06						
Integral horsepower motor-gen. sets	0601	06/83	135.9	135.7	135.7	-.1	0
Prime mover gen. sets	07						
Prime mover gen. sets	0701	06/83	128.5	131.5	127.0	.3	-3.4
Parts and supplies	09						
Parts/supplies for motors, gen., & motor-gen. sets	0901	06/83	122.7	125.2	124.7	4.4	-.4
Transformers and power regulators	1174		121.3	121.0	120.8	1.9	-.2
Fluorescent lamp ballasts	02		122.5	122.3	122.3	-.3	0
Correct power factor type	0205		122.6	122.3	122.3	-.4	0
Distribution transformers	03		111.0	107.4	106.8	-6.7	-.6
Liquid immersed, pole type, single phase	0301		107.2	104.9	104.5	-6.4	-.4
Liquid immersed, pad mount, single phase	0303		112.5	103.6	104.3	-10.9	.7
Liquid immersed, three phase	0307		122.7	123.1	121.4	0	-1.4
Dry type, single or three phase	0315		142.8	142.8	142.8	7.6	0
Small power transformers	05		124.6	127.3	125.6	11.1	-1.3
501-2500 KVA, liquid immersed	0501		126.5	127.7	127.8	7.7	.1
Secondary unit substation	0511		104.7	108.4	102.6	13.4	-5.4
Large power transformers	06		120.9	121.5	122.9	6.7	1.2
10001-30000 KVA, w/o LTC	0623		92.8	90.0	90.0	4.3	0
Specialty and all other transformers	07		133.2	134.7	134.4	5.3	-.2
Open core/coil and units end-bell enclosed	0701		139.5	133.8	133.2	-1.9	-.4
Instrument transformers	0705		122.0	(2)	122.0	1.8	(2)
General purpose transformers	0711		123.1	(2)	121.5	2.2	(2)
Other transformers	0731		156.7	156.7	156.7	4.7	0

See footnotes at end of table.

Digitized for FRASER
http://fraser.stlouisfed.org/
Federal Reserve Bank of St. Louis

Table 6. Producer price indexes and percent changes for commodity groupings and individual items—Continued

(1982=100 unless otherwise indicated)

Commodity	Commodity code	Other index base	Index			Unadjusted percent change to Sep. 1990 From:	
			May 1990[1]	Aug. 1990[1]	Sep. 1990[1]	Sep. 1989	Aug. 1990
Switchgear, switchboard, etc. equipment	1175		123.7	124.6	125.3	4.9	0.6
Industrial controls	07		121.2	121.9	123.2	5.3	1.1
Industrial controls	0799	06/85	(2)	116.0	117.2	(2)	1.0
Switchgear,exc.ducts & contr.circuit relay	11	06/85	118.4	119.2	119.2	7.0	0
Power circuit breakers, all types	12						
Power circuit breakers, all types	1201	06/85	104.5	104.6	104.6	.7	0
Panelboards& switching & interrupting devs	13	06/85	119.4	120.3	121.2	4.3	.7
Fuses/equip. < 2300 volts ex. power dist c	14	06/85	123.4	129.0	129.0	9.0	0
Molded case circuit breakers	15	06/85	121.0	121.3	121.0	4.2	-.2
Relays for switchgear & industrial control	18	06/90	(2)	100.0	100.1	(2)	.1
Communication and related equipment	1176	12/85	105.7	106.0	105.9	.7	-.1
Telephone and telegraph equipment	01	12/85	110.2	110.2	110.2	.5	0
Line transmission equipment	0111	12/85	161.7	161.7	161.7	5 4	0
Switching equipment	0121	12/85	101.0	101.0	101.0	.1	0
Telephone sets	0131	12/85	91.0	91.0	91.0	1.1	0
Modems	0133	12/85	115.8	(2)	(2)	(2)	(2)
Other telephone and telegraph apparatus	0141	12/85	104.1	104.2	104.1	-2.0	-.1
Radio & television communication equipment	02	12/85	105.0	105.4	105.3	.8	-.1
Broadcast, studio and related equipment	0201	12/85	102.5	103.7	103.5	-1.0	-.2
Mobile pt.-to-pt. related communication radio equip.	0202	12/85	103.3	104.3	102.9	-2.1	-1.3
Intercom, alarm & traffic control systems	0203	12/85	108.9	105.3	105.3	-.5	0
Radar, sonar & other search/detection/tracking equip	0204	12/85	109.2	109.6	110.0	2.2	.4
Electronic warfare & missile systems & equipment	0205	12/85	98.8	98.6	99.0	.4	.4
Navigation systems for aircraft, ships & ground	0206	12/85	103.7	105.5	105.5	4.0	0
Other electronic equipment & devices, n.e.c.	0209	12/85	107.5	107.5	107.3	.7	-.2
Electric lamps/bulbs and parts	1177		129.7	130.7	130.7	4.4	0
Incandescent	01		135.9	136.9	136.9	9.1	0
General lighting	0101		116.6	116.9	116.9	1.6	0
Reflector lamps	0105		129.1	131.4	(2)	(2)	(2)
Photographic bulbs and flashes	0111	12/83	124.5	127.8	127.8	2.2	0
Other large incandescent	0112	12/83	99.9	100.1	100.0	5.0	-.1
Other than incandescent	02		122.8	124.3	124.3	-3.0	0
Flourescent, hot cathode	0221	12/83	102.3	103.8	103.8	-4.5	0
Other electric discharge	0222	12/83	110.6	111.3	111.3	.6	0
Parts for electric lamps/bulbs	03	12/85	100.2	100.2	100.2	.6	0
Electronic components and accessories	1178		118.3	117.7	117.4	-1.7	-.3
Cathode ray TV picture tubes	0225	12/85	(2)	103.5	103.5	(2)	0
Power, transmitter, special purpose tubes	03		148.1	148.1	148.1	-1.5	0
Capacitors	11		96.5	100.8	98.2	-.2	-2.6
Aluminum electrolytic, 5/8-inch diameter and up	1102		122.2	124.4	124.4	-3.7	0
Tantalum, slug and wire dry electrolytic, metal case	1112		84.7	(2)	85.0	-6.9	(2)
Ceramic dielectric	1121		119.1	119.1	119.1	.6	0
All other ceramic capacitors	1126	06/86	130.2	130.2	130.2	(2)	0
Resistors for electric applications	12		119.2	118.9	118.9	5.9	0
Thick film resistor networks	1272		81.9	78.2	78.2	-4.4	0
Nonprecision, fixed wirewound	1281	06/86	111.0	111.0	111.0	4.4	0
Ultraprecision, fixed wirewound	1284		112.0	112.0	112.0	0	0
Carbon composition, fixed nonwirewound	1287	06/86	140.1	140.1	(2)	(2)	(2)
Relays	21		134.5	134.5	134.9	-3.7	.3
Switches, mechanical (electronic appl.)	22	06/82	123.8	123.9	123.9	5.0	0
Connectors	24		126.7	129.1	127.9	1.3	-.9
Coaxial connectors (radio frequency)	2411		160.6	161.9	162.2	1.0	.2
Cylindrical connectors, h.d. and std.	2421		140.5	143.5	141.1	-1.3	-1.7
Miniature cylindrical	2422		124.6	127.2	124.6	-.6	-2.0
Subminiature cylindrical	2423		116.9	133.0	117.7	-7.4	-11.5
Rack and panel, integral shell	2431		110.6	110.6	111.1	.6	.5
Rack and panel, other	2432		111.3	(2)	(2)	(2)	(2)
Printed circuit, card insertion	2441		103.9	104.1	104.1	.5	0
Printed circuit, two-piece type	2442		125.7	125.7	125.7	4.1	0
Miscellaneous special types	2467		120.9	120.7	120.7	2.5	0
Parts for connectors	2471	12/86	105.9	105.9	105.9	0	0
Magnetic recording media	25						
Magnetic recording media	2599	06/82	81.9	81.2	80.8	-3.7	-.5
Part for electronic components	27		128.8	128.2	128.4	3.0	.2
Parts for electronic components, n.e.c.	2799	06/82	134.1	133.5	133.7	3.0	.1
Filters, crystals, and transducers	28	06/82	121.3	123.1	123.1	2.7	0
Filters and crystals	2891	06/82	131.5	133.0	133.0	1.4	0
Transducers	2892	06/82	112.3	114.4	114.4	4.7	0
Diodes	31		118.8	119.5	119.4	.3	-.1
Signal diodesor assemblies	3102		79.2	(2)	(2)	(2)	(2)
Transistors	35		78.5	78.5	78.5	-.1	0
Signal transistor	3507		63.9	63.9	63.9	2.2	0
Power transistor, 10 watts and over	3515		61.5	61.5	61.5	-4.8	0
Optoelectronic devices	37		96.3	96.3	96.3	9.1	0
Light emitting diode or array	3703		83.9	83.9	(2)	(2)	(2)
Other optoelectronic devices, excluding solar cells	3717		119.4	119.4	119.4	21.6	0
Digital bi-polar integrated circuits	41		91.8	90.9	90.5	-8.9	-.4
Bipolar logic, TTL	4103		77.3	77.1	76.5	-1.8	-.8

See footnotes at end of table.

Digitized for FRASER
http://fraser.stlouisfed.org/
Federal Reserve Bank of St. Louis

Table 6. Producer price indexes and percent changes for commodity groupings and individual items—Continued

(1982=100 unless otherwise indicated)

Commodity	Commodity code	Other index base	Index			Unadjusted percent change to Sep. 1990 From:	
			May 1990[1]	Aug. 1990[1]	Sep. 1990[1]	Sep. 1989	Aug. 1990
Electronic components and accessories--Continued	1178						
Bipolar logic, except TTL	4112		130.5	(2)	(2)	(2)	(2)
Bipolar memory, RAM	4116		149.3	(2)	(2)	(2)	(2)
Digital MOS integrated circuits	42		67.4	62.7	62.2	-22.2	-0.8
MOS, memory	4221		61.1	52.7	51.8	-37.1	-1.7
MOS, except memory	4223		71.1	71.1	71.1	-4.8	0
MOS, microprocessor	4225		82.1	82.1	82.1	2.8	0
Linear integrated circuits	45		90.1	89.1	89.0	-.8	-.1
Amplifier	4552		97.9	(2)	(2)	(2)	(2)
Other analog integrated circuits	4558		100.2	98.4	97.9	-3.5	-.5
Hybrid integrated circuits	46		122.6	122.6	122.6	0	0
Thick film	4609		95.7	95.7	95.7	0	0
Other semiconductor devices and parts	48		105.9	104.6	103.8	-1.0	-.8
Other finished semiconductor devices	4801		101.5	101.5	101.5	5.5	0
Dice and wafers	4815		96.8	95.0	93.9	-2.9	-1.2
Other semiconductor parts, except dice and wafers	4817		122.4	(2)	(2)	(2)	(2)
Printed circuits and cable assemblies	51	06/82	115.7	114.6	114.6	-.6	0
Printed circuit boards and forms	5191	06/82	115.8	114.6	114.4	-1.1	-.2
Cable assemblies, electronic	5192	06/82	115.5	115.5	116.1	2.4	.5
Static power, pulse & frequency converters	52	06/82	143.7	143.7	143.8	.3	.1
Electronic transformers and coils	53	06/82	127.5	127.6	127.9	2.5	.2
Audio transformers	5305	06/82	122.5	122.5	123.4	3.6	.7
Power transformers	5309	06/82	113.9	113.9	113.9	.3	0
Toroidal windings, all types	5317	06/82	(2)	(2)	153.4	(2)	(2)
Other inductors for electronic applications	5319	06/82	134.4	134.5	134.9	3.5	.3
MW components, ex tubes, semicon., antenna	57	06/82	128.3	128.3	128.2	-.1	-.1
Complex component assemb., packs, modules	61	06/82	121.5	121.5	121.5	.6	0
Miscellaneous electrical mach and equip	1179		108.4	108.5	108.8	1.8	.3
Storage batteries	01		106.1	105.1	106.4	5.6	1.2
Lead acid batteries, 1.5 cubic foot or less	0103	12/84	114.7	113.4	115.1	6.0	1.5
Lead acid batteries, larger than 1.5 cubic foot	0104	12/84	125.3	125.3	125.3	4.5	0
Primary batteries, dry and wet	02		129.3	128.6	127.9	-1.1	-.5
Alkaline cell size aa battery	0217		123.5	122.3	122.3	-1.0	0
Alkaline cell, all other sizes	0223		128.6	129.7	130.0	1.1	.2
Carbon and graphite products	03		96.9	95.6	96.7	2.8	1.2
Automotive generator brushes	0331		113.6	113.6	113.6	1.2	0
Contacts, brushplates and brushes, except automotive	0333	06/85	110.1	110.1	110.4	.7	.3
Other carbon and graphite products, mechanical	0341	06/85	115.6	111.9	121.7	11.0	8.8
Other carbon and graphite products, non-mechanical	0343	06/85	108.1	105.0	105.0	.2	0
X-ray and electromedical equipment	05		109.2	109.9	110.0	-1.1	.1
Irradiation equipment	0512	06/85	99.4	101.9	101.8	-3.2	-.1
Diagnostic electromedical equipment	0514	06/85	93.8	93.8	93.8	0	0
Electrotherapeutic equipment	0516	06/85	98.7	96.5	97.6	-2.1	1.1
Patient monitoring equipment	0518	06/85	105.6	106.7	106.2	2.0	-.5
Parts and accessories for electromedical equipment	0524	06/85	(2)	126.3	127.2	6.1	.7
Engine electrical equipment	06		115.5	116.0	116.0	3.6	0
Cable sets and ignition wiring harnesses	0801	12/82	114.3	115.7	115.2	2.4	-.4
Regulators for battery charging generators	0602	12/82	127.7	129.3	129.1	3.9	-.2
Battery charging alternators and generators	0603	12/82	111.8	113.4	113.4	3.7	0
Starting motors	0604	12/82	115.2	114.4	114.6	3.2	.2
Spark plugs	0605	12/82	111.6	111.6	(2)	(2)	(2)
Other engine electrical equipment	0606	12/82	116.7	117.4	117.3	6.8	-.1
Electrical equipment, n.e.c.	07	12/85	113.6	113.8	113.8	1.2	0
Porcelain electrical supplies, ex insulato	08	12/85	106.8	106.8	107.6	2.5	.7
Electrical industrial apparatus, n.e.c.	29	12/85	100.3	101.3	100.9	1.4	-.4
Industrial capacitors	2901	12/85	(2)	87.6	87.5	(2)	-.1
Rectifying apparatus	2902	12/85	101.9	101.6	101.9	.8	.3
Industrial coil windings & other misc. equipment	2903	12/85	109.3	114.3	111.9	4.5	-2.1
Miscellaneous instruments	118		126.5	127.2	127.2	3.2	0
Environmental controls	1181		119.3	120.2	120.3	1.9	.1
Building comfort controls	01		129.0	130.4	130.5	3.7	.1
Appliance regulation controls	02		99.1	98.9	99.1	.8	.2
Process control instruments	1182	06/83	127.6	128.2	128.5	3.0	.2
Display and control receiver type instruments	0111	06/83	123.5	124.6	124.6	3.4	0
Temperature instruments, excl. receiver type	0121	06/83	132.2	132.2	132.2	1.8	0
Pressure and draft instruments, excl. receiver type	0131	06/83	118.4	118.9	119.2	1.9	.3
Flow and liquid level instruments	0141	06/83	120.8	122.1	123.0	4.4	.7
Continuous process gas & liquid analysis instruments	0151	06/83	117.3	119.2	119.2	3.5	0
Other process control products and parts	0191	06/83	135.7	135.9	136.3	3.1	.3
Fluid meters and counting devices	1184	12/85	111.2	113.0	113.5	5.1	.4
Integrating & totalizing meters for gas or liquids	0102	12/05	112.8	114.8	115.7	6.0	.8
Counting devices	0103	12/85	116.4	116.2	117.2	3.8	.9
Motor vehicle indicating instr., ex. elec.	0104	12/85	95.5	99.6	96.8	.8	-2.8
Engineering and scientific instruments	1185	12/85	116.4	118.6	118.1	3.9	-.4
Aeronautical, nautical, & navigational ins	01	12/85	117.8	122.1	121.1	5.4	-.8

See footnotes at end of table.

Digitized for FRASER
http://fraser.stlouisfed.org/
Federal Reserve Bank of St. Louis

Table 6. Producer price indexes and percent changes for commodity groupings and individual items—Continued

(1982=100 unless otherwise indicated)

Commodity	Commodity code		Other index base	Index			Unadjusted percent change to Sep. 1990 From:	
				May 1990[1]	Aug. 1990[1]	Sep. 1990[1]	Sep. 1989	Aug. 1990
Engineering and scientific instruments--Continued	1185							
Laboratory and scientific apparatus		02	12/85	117.3	117.3	117.3	1.8	0
Surveying/drafting instrs. & lab. furn.		03	12/85	105.7	105.7	105.7	3.6	0
Optical instruments and lenses	1186		12/85	109.8	109.0	109.1	2.8	.1
Sighting, tracking & fire-control equip.		01	12/85	99.5	99.5	99.5	5.2	0
Optical instruments, components, & lenses		02	12/85	115.8	115.8	115.8	6.2	0
Analytical and scientific instruments		03	12/85	109.8	108.5	108.6	.7	.1
Measuring & controlling devices, n.e.c.	1189		06/85	115.2	115.5	115.5	3.8	0
Aircraft engine instruments, except flight		01	06/85	115.4	115.4	115.5	8.9	.1
Phys. prop. & kinematic test,insp.& meas e		02	06/85	118.1	118.3	118.3	4.9	0
Comm. meteorological & general purpose ins		03	06/85	120.8	121.8	121.8	1.1	0
Nuclear radiation detect.& monitoring inst		04	06/85	108.7	108.7	108.7	1.7	0
Miscellaneous machinery	119			116.1	116.8	117.6	3.0	.7
Oil field and gas field machinery	1191			100.6	102.0	105.0	4.8	2.9
Oil field and gas field drilling machinery		02		99.3	101.5	106.2	7.7	4.6
Tungsten-carbide insert bits		0227		129.1	134.6	135.2	8.9	.4
Steel-toothed bits		0228		121.0	128.9	131.7	17.7	2.2
Elevators, spiders, slips, hooks, links & connectors		0243	12/86	118.5	122.4	122.4	3.6	0
Other rotary drilling surface equipment		0251	12/86	118.6	120.1	124.8	5.2	3.9
Other rotary subsurface drilling equipment		0252	12/86	96.5	97.7	94.7	-5.8	-3.1
Other drilling rigs, incl. blast hole & cable tool		0254	12/86	100.9	100.9	105.1	4.2	4.2
Oil field and gas field production machine		04		102.0	102.1	102.2	.1	.1
Christmas tree assemblies, casing and tubing heads		0403		105.7	105.7	105.7	-.3	0
Sucker rods		0412		69.2	69.2	70.5	1.9	1.9
Permanent packers and accessories		0422		98.3	96.0	96.0	-6.0	0
Separating, metering, and treating equipment		0427		110.6	110.8	111.1	1.7	.3
Other oil and gas field production machinery		0449	12/86	108.9	109.5	109.5	.6	0
Parts for oil and gas field production machinery		0455	12/86	103.9	104.3	105.2	.8	.9
Mining machinery and equipment	1192			120.8	121.3	121.5	3.8	.2
Underground mining machinery		01		130.7	130.8	130.8	3.9	0
Crushing, pulverizing & screening machines		02		131.6	134.6	136.0	7.3	1.0
Stationary type crushers		0202	12/87	112.0	112.1	113.9	5.3	1.6
Drills and other mining machinery		03		120.6	121.2	121.2	5.3	0
All other mining machinery		0371	06/83	114.8	117.1	117.1	4.9	0
Mining machinery parts		53						
Mining machinery parts, excluding drills		5301		116.1	116.3	116.3	2.6	0
All other mining drill bits		5348	12/87	114.2	115.2	114.9	5.3	-.3
Office and store machines and equipment	1193			109.9	108.8	108.7	-1.1	-.1
Calculating and accounting machines		01		90.6	90.8	90.7	-5.0	-.1
Accounting machines and cash registers		0114	06/85	98.6	98.5	98.4	-5.6	-.1
Parts and attach. for calc. & acctng mach, cash reg.		0115	06/85	86.4	88.9	88.1	-2.8	-.9
Typewriters, word processors and parts		02	06/85	98.5	94.6	94.6	-4.0	0
Safes and vaults		05		139.5	139.5	139.5	5.2	0
Coin-operated auto. merchandising machines		06		112.4	114.7	114.6	2.3	-.1
Other office and store machines and parts		07		117.4	116.9	116.9	.9	0
Mailing, letter handling, collating, addressing mach		0735	06/85	106.0	105.8	105.8	.7	0
All other office machines and parts		0739	06/85	116.4	116.5	116.5	2.1	0
Coin-operated amusement machines		08	12/85	128.3	128.6	128.3	1.2	-.2
Internal combustion engines	1194			119.3	121.4	121.4	4.7	0
Gasoline engines		01						
Gasoline engines, under 11 h.p., ex. autos		0111	12/82	110.9	113.8	112.8	2.5	-.9
Gasoline engines, over 11 h.p.		0112	12/82	121.6	125.4	124.2	3.4	-1.0
Diesel, semidiesel, & dual fuel, non-auto		07	12/82	107.1	108.3	109.1	2.2	.7
Diesel, semidiesel, & dual fuel, under 151 h.p.		0711	12/82	101.3	105.4	106.9	3.7	1.4
Diesel, semidiesel, & dual fuel, 151 h.p. and over		0712	12/82	108.7	109.0	109.6	1.9	.6
Diesel, semidiesel, & dual fuel, auto.		08						
Diesel, semidiesel, & dual fuel engines, automotive		0811	12/82	113.8	113.8	113.8	3.3	0
Parts and accessories for i.c. engines		13						
Parts and accessories for i.c. engines		1301		120.8	124.4	124.7	7.3	.2
Machine shop products	1195			124.1	124.4	124.5	1.8	.1
Carburetors, pistons, piston rings, & valv		01		122.0	122.0	122.1	1.2	.1
Carburetors, new, for motor vehicles		0101		122.3	(2)	122.4	1.1	(2)
Carburetors, rebuilt, all types		0102	12/82	158.7	158.7	158.7	1.9	0
Pistons for motor vehicles		0108	06/39	97.0	95.9	95.9	-3.6	0
Pistons, excluding for motor vehicles		0109	06/89	102.6	102.6	(2)	(2)	(2)
Piston rings, compress type, for motor vehicles		0112		109.3	109.7	109.7	.1	0
Piston rings, compression type, ex. motor vehicles		0115	12/82	126.3	126.3	126.3	-.6	0
Valves (eng. intake/exhaust) ex. for motor veh. use		0116	12/82	109.7	109.7	110.6	3.0	.8
Piston rings, oil type, for motor vehicle use		0117	12/82	100.9	101.1	101.1	1.2	0
Valves (intake & exhaust) for motor vehicles		0122	06/89	102.7	103.1	103.1	2.2	0
Other machine shop products		05						
Other machine shop products		0501	06/84	111.6	111.9	112.0	1.9	.1

See footnotes at end of table.

Digitized for FRASER
http://fraser.stlouisfed.org/
Federal Reserve Bank of St. Louis

Table 6. Producer price indexes and percent changes for commodity groupings and individual items—Continued

(1982=100 unless otherwise indicated)

Commodity	Commodity code		Other index base	Index			Unadjusted percent change to Sep. 1990 From:	
				May 1990[1]	Aug. 1990[1]	Sep. 1990[1]	Sep. 1989	Aug. 1990
Steam, gas, & hydraulic turbines & parts	1196		06/82	137.7	138.5	138.5	5.6	0
Steam, gas, and hydraulic turbines		01						
Mechanical drive steam turbines		0101	06/82	135.5	(2)	(2)	(2)	(2)
Turbine parts and accessories		02	06/82	160.9	161.0	161.0	5.3	0
Parts & accessories for gas turbines		0202	06/82	155.5	155.5	155.5	7.5	0
Turbine generator sets and parts	1197		06/87	130.4	130.4	130.4	4.2	0
Other miscellaneous machinery	1199		06/84	112.9	113.4	114.1	1.3	.6
Furniture and household durables	12			119.0	119.4	119.4	1.3	0
Household furniture	121			124.9	125.3	125.6	2.5	.2
Metal household furniture	1211			114.8	115.1	116.0	3.5	.8
Metal household dining, dinette, breakfast furniture		0102	06/84	128.1	129.4	130.0	4.2	.5
Metal kitchen furniture, except dining		0103	12/89	100.0	100.0	100.0	(2)	0
Other metal household furniture		0104	06/84	106.0	105.6	106.9	3.2	1.2
Wood household furniture	1212			131.5	132.2	132.4	3.0	.2
Living room furniture		01		135.4	135.4	135.9	2.8	.4
Table		0101		136.5	136.2	136.6	1.2	.3
Desks		0103		135.6	137.2	137.2	6.6	0
Chairs		0105		141.5	143.5	143.3	5.1	-.1
Credenzas and bookcases		0106		130.3	130.3	130.3	.8	0
Cabinets, except sewing machines		0107		136.0	133.6	136.3	(2)	2.0
Other nonupholstered living rm furniture		0109		129.5	129.6	129.9	2.4	.2
Dining room furniture		02		136.3	136.9	136.9	3.6	0
Table		0211		131.6	134.4	134.1	4.1	-.2
Chairs		0216		140.5	140.5	140.5	3.5	0
Buffets and servers		0221		147.2	147.2	147.2	4.2	0
China and corner cabinets		0231		128.3	127.5	128.3	3.3	.6
Other dining rm & kitchen furniture		0233		125.2	125.2	125.2	1.8	0
Bedroom furniture		03		130.2	131.7	131.7	3.2	0
Beds, except bunk		0336		128.7	129.4	129.4	2.5	0
Bunk beds		0338		124.1	124.1	124.1	.5	0
Headboard & headboard sets		0341		129.2	133.5	133.0	4.8	-.4
Dresser, vanities and dressing tables		0342		129.0	131.4	131.0	2.8	-.3
Night tables & stands		0344		137.1	139.1	139.2	5.7	.1
Chests		0351		131.6	132.5	132.4	3.0	-.1
Wardrobes and wardrobe-type cabinets		0353		127.9	127.9	126.7	1.8	-.9
Other nonupholstered bedroom furniture		0355		124.5	124.5	124.5	-.1	0
Cribs		0356		161.0	(2)	165.3	7.4	(2)
Other wood household furniture		04		116.2	116.2	116.6	1.4	.3
Misc. infants and children furn.		0461		119.6	119.6	121.7	3.7	1.8
Unassemled or knockdown wood furniture		0465		101.9	(2)	(2)	(2)	(2)
TV, radio, stereo & sewing machine cabinets		0467	12/85	104.1	104.1	104.1	1.4	0
Upholstered household furniture	1213			121.7	121.9	122.3	1.6	.3
Sofas, including sectional sofa pieces		0101		124.8	125.2	125.1	1.5	-.1
Chairs, including rockers and recliners		0111		117.9	117.9	118.2	.9	.3
Sofa bed, convertible		0121		120.3	120.3	122.9	3.8	2.2
All other dual purpose sleep furniture		0123	06/83	110.5	106.2	(2)	(2)	(2)
Other upholstered household furniture		0131	06/82	137.2	137.5	137.6	5.0	.1
Bedding	1214			122.7	123.0	123.0	1.5	0
Foundations		0103	06/83	117.2	117.6	117.7	2.2	.1
Innerspring mattresses, other than crib size		0111		122.6	122.8	122.9	1.9	.1
Other mattresses, including crib and inserts		0114	06/83	140.4	140.6	140.2	-.8	-.3
Conventional waterbeds		0121	06/89	100.9	100.9	100.9	.9	0
Porch and lawn furniture	1215			113.2	113.2	114.4	5.2	1.1
Metal porch, lawn, outdoor & casual furniture		0112	06/84	112.6	112.6	113.8	5.3	1.1
Household furniture, n.e.c.	1216		12/85	104.8	104.4	104.4	4.5	0
Commercial furniture	122			133.2	133.6	133.7	2.2	.1
Wood office furniture and store fixtures	1221			132.7	133.5	133.3	2.0	-.1
Seating		0112	06/85	116.4	117.7	117.5	2.7	-.2
Desks and extensions		0113	06/85	116.1	117.7	117.6	2.3	-.1
Storage units, files and tables		0114	06/85	119.2	121.0	120.9	3.2	-.1
Panel and modular systems furniture		0115	06/85	104.0	102.6	103.3	2.1	.7
Other wood office furniture		0116	06/85	133.5	134.4	134.4	1.5	0
Partitions, shelving, and lockers		0141	12/83	114.0	115.5	114.2	2.1	-1.1
Plastic laminated fixture tops		0151	12/83	127.1	127.2	127.3	1.7	.1
Fixtures for stores, banks, offices, &		0161	12/83	128.9	129.3	129.1	1.6	-.2
Nonwood furniture and store fixtures	1222			133.6	134.1	134.5	2.6	.3
Filing cabinets and cases		02		135.9	135.9	136.0	2.2	.1
Vertical files		0201		131.6	131.9	131.9	2.3	0

See footnotes at end of table.

Digitized for FRASER
http://fraser.stlouisfed.org/
Federal Reserve Bank of St. Louis

Table 6. Producer price indexes and percent changes for commodity groupings and individual items—Continued

(1982=100 unless otherwise indicated)

Commodity	Commodity code	Other index base	Index			Unadjusted percent change to Sep. 1990 From:	
			May 1990[1]	Aug. 1990[1]	Sep. 1990[1]	Sep. 1989	Aug. 1990
Nonwood furniture and store fixtures--Continued	1222						
Horizonal files	0205		139.5	139.5	139.7	0.7	0.1
Other files, incl. motorized, visible & insulated	0207		131.9	131.6	131.8	4.5	.2
Furniture	03		136.6	137.0	137.3	2.8	.2
Desks and extensions	0321		136.2	137.8	137.0	.3	-.6
Office seating	0325		132.6	133.0	134.4	3.0	1.1
Tables & stands	0331		126.4	126.4	126.4	7.1	0
Systems furniture	0333		139.0	139.7	139.2	4.7	-.4
Miscellaneous nonwood office furniture	0335		137.9	137.9	137.9	2.4	0
Partitions and fixtures	04	12/83	123.2	124.1	124.6	2.6	.4
Partitions prefabricated, assembled, o	0403	12/83	124.5	125.2	127.0	3.4	1.4
Shelving and lockers	0405	12/83	123.2	123.9	124.7	2.8	.6
Storage racks and accessories	0407	12/83	122.3	123.9	124.0	2.7	.1
Fixtures for stores, banks, offices, &	0409	12/83	122.7	123.4	123.3	2.0	-.1
Public building furniture	1223	12/84	117.2	116.6	116.4	1.9	-.2
School furn. exc. stone, concrete, & library furn.	0101	12/84	114.7	115.0	114.4	4.0	-.5
Public bldg. & related furn.exc. school & restaurant	0102	12/84	120.0	119.1	119.0	1.4	-.1
Furniture and fixtures n.e.c.	1224	12/85	120.9	121.0	121.1	1.9	.1
Hospital beds	0101	12/85	112.8	112.8	(2)	(2)	(2)
Restaurant, cafeteria & bar furniture	0102	12/85	121.3	121.5	121.6	2.5	.1
Other furniture and fixtures, n.e.c.	0103	12/85	123.3	123.3	123.3	3.2	0
Floor coverings	123		119.6	119.1	118.7	1.0	-.3
Soft surface floor coverings	1231		117.7	117.1	116.6	1.2	-.4
Tufted broadloom	01		118.4	117.2	116.8	1.5	-.3
Tuffed broadloom, nylon	0161		123.8	122.4	121.9	1.8	-.4
Tuffed broadloom, other fibers	0163		(2)	89.4	89.8	(2)	.4
Other tufted carpeting, from tuffed yarn	02		113.0	114.9	113.8	-.6	-1.0
Bathmats and rugs 6x9 or less	0265		112.8	116.5	114.2	-2.1	-2.0
Automobile & aircraft carpeting	0267		104.6	104.6	104.6	.6	0
Artificial grass	0269	06/83	(2)	123.8	123.7	(2)	-.1
Woven carpets & rugs made from textile yar	03						
Woven carpets and rugs, made from textile yarns	0301	06/85	120.0	122.3	122.2	4.3	-.1
Carpets and rugs not made from textile yar	04						
Carpets & rugs, not made from textile yarn	0401	06/85	113.1	113.1	113.0	-.4	-.1
Hard surface floor coverings	1232		132.9	133.1	132.9	.5	-.2
Commission finishing/dyeing, floor cover	1233	12/86	103.9	103.5	103.5	-.4	0
Household appliances	124		110.4	110.9	110.8	1.0	-.1
Major appliances	1241		108.2	108.6	108.9	.6	.3
Cooking equipment	01		102.4	102.6	102.6	-.3	0
Free-standing electric ranges	0111		101.8	102.4	102.4	-.8	0
Built-in surface cooking tops, electric	0115		103.9	103.9	103.9	-2.1	0
Portable microwave ovens	0121		69.0	69.1	69.1	-4.8	0
Free-standing gas ranges	0134		108.4	108.4	108.4	-.3	0
Nonstandard type gas ranges	0137		105.3	105.3	105.3	0	0
Permanent outdoor cooking units	0151		139.7	139.7	139.7	0	0
Portable outdoor cooking units	0153		109.7	109.7	109.7	.7	0
Laundry equipment	02		112.7	112.3	112.5	.6	.2
Washing machine, automatic	0211		107.9	107.3	107.5	0	.2
Electric dryers	0232		114.2	114.0	114.3	.9	.3
Refrigeration equipment	03		106.0	106.9	107.7	-.5	.7
Refrigerator-freezer, 14.4 cu. ft. and under	0331		103.1	103.1	102.5	.2	-.6
Refrigerator-freezer, 14.5 - 19.4 cu. ft.	0332		105.0	107.3	106.7	-3.3	-.6
Home and farm freezers	0337		108.1	108.1	108.1	3.1	0
Other major appliances	04		112.9	114.1	114.1	3.2	0
Room air conditioners	0445		118.8	119.4	119.4	3.4	0
Household vacuum cleaners, parts, & atta	1243		112.1	112.7	112.7	2.6	0
Vacuum cleaners	01		111.2	111.9	111.9	2.3	0
Canister, tank, and all other general purpose	0111		106.8	107.2	107.2	.5	0
Complete power unit, central system type	0116	12/82	123.5	123.5	123.5	6.5	0
Handheld	0117	12/82	121.5	121.5	121.5	3.0	0
Upright	0121		112.6	113.9	114.0	2.9	.1
Electric housewares and fans	1244		109.7	110.5	109.6	1.4	-.8
Small household appliances	01		109.0	109.9	108.8	.7	-1.0
Automatic coffee makers	0113		97.4	97.4	93.4	-6.3	-4.1
Food blenders and mixers	0117		99.0	98.7	96.9	-1.5	-1.8
All other household food preparation appliances	0134	06/83	88.9	87.5	85.8	-4.6	-1.9
Portable room heaters	0141	06/83	107.1	(2)	108.2	.4	(2)
Space heaters for fixed installation	0142	06/83	122.9	122.9	(2)	(2)	(2)
Electric blankets and other electric bed coverings	0151	06/83	111.0	111.5	111.4	5.5	-.1
All other household cooking and heating appliances	0161	06/83	114.8	114.8	114.8	.3	0
All other electric appliances	0173	06/87	109.5	114.7	114.3	3.4	-.3

See footnotes at end of table.

Digitized for FRASER
http://fraser.stlouisfed.org/
Federal Reserve Bank of St. Louis

Table 6. Producer price indexes and percent changes for commodity groupings and individual items—Continued

(1982=100 unless otherwise indicated)

Commodity	Commodity code		Other index base	Index			Unadjusted percent change to Sep. 1990 From:	
				May 1990[1]	Aug. 1990[1]	Sep. 1990[1]	Sep. 1989	Aug. 1990
Electric housewares and fans--Continued	1244							
Electric fans		02	12/82	108.7	109.9	109.2	4.1	-0.6
Electric range hoods, ducted and nonducted		0212		113.7	115.4	114.7	2.0	-.6
All other kitchen ventilating and exhaust fans		0221	06/83	107.1	108.7	(2)	(2)	(2)
All other fans, except roof, furnace, etc.		0222	06/83	100.3	101.0	(2)	(2)	(2)
Parts & attach. - small elect. appliances		03						
Parts & attachments for small electrical appliances		0311	12/82	114.8	114.7	114.3	-.3	-.3
Electric lamps	1245			133.8	132.0	131.9	1.4	-.1
Table lamps		0101		141.4	139.2	139.2	1.8	0
Floor, bridge and torch lamps		0111		133.9	135.4	135.4	5.7	0
Other portable lamps		0129	12/83	134.2	126.5	126.5	-1.9	0
Home electronic equipment	125			82.6	82.6	82.6	-5.6	0
Television receivers	1252			78.7	78.7	78.7	-1.6	0
Color TV receivers		02		79.1	79.1	79.1	-1.6	0
Color console TV receiver		0201		84.0	84.0	84.0	-.7	0
Color TV, table & port, over 17"		0203		73.5	73.5	73.5	-2.4	0
Other home electronic equipment	1253			112.6	112.4	112.6	.8	.2
High fidelity equipment and components		06	12/86	110.5	110.9	111.0	-.8	.1
Speakers, including loudspeaker systems		07		116.7	116.2	116.6	1.5	.3
Loudspeakers, sold separately		0701		110.4	109.3	109.6	.5	.3
Loudspeakers, bookshelf		0703		108.4	108.4	108.4	3.0	0
Loudspeakers, floor standing		0704		116.8	116.8	116.8	1.9	0
Other household durable goods	126			130.7	131.4	131.5	1.8	.1
Tableware, kitchenware and other pottery	1261			144.4	144.4	144.5	4.9	.1
Tableware and kitchenware		01		141.8	141.7	142.0	5.2	.2
Vitreous china tableware and kitchenwa		0101		140.5	140.6	140.6	4.2	0
Stoneware & fine earthenware tableware		0111		142.4	142.0	142.7	6.5	.5
Pottery, except tableware and kitchenwar		02	12/83	129.7	129.7	129.7	4.7	0
Art, decorative and novelty pottery		0201	12/83	119.0	118.9	119.0	-1.7	.1
Other pottery products		0202	12/83	147.5	147.5	147.5	14.5	0
Household glassware	1262			135.0	134.4	135.1	-1.8	.5
Pressed and blown consumer glassware		0102	06/83	121.6	121.1	121.7	-1.9	.5
Holloware	1263		06/85	129.0	131.1	130.2	2.6	-.7
Sterling silver		0101	06/85	151.6	151.6	152.5	2.2	.6
Silver plated		0105	06/85	133.3	138.7	136.0	2.5	-1.9
Pewter		0109	06/85	112.0	112.1	112.8	2.6	.6
All other holloware		0113	06/85	128.2	128.2	128.2	3.1	0
Household flatware	1264			117.7	123.7	123.7	-3.9	0
Sterling silver		0111		111.5	123.3	123.3	-9.5	0
Stainless steel		0113		121.7	120.8	120.8	-.4	0
Mirrors	1265			128.0	127.8	127.8	2.7	0
Framed mirrors		0102	06/83	138.1	138.1	138.1	5.9	0
Unframed mirrors		0103	06/83	120.4	120.0	120.0	0	0
Lawn/garden equipment excl. garden tract	1266			122.4	123.7	123.5	1.6	-.2
Lawn mowers, walk-behind		02	12/82	112.3	113.6	113.5	1.3	-.1
Rotary, push type, gasoline engine powered		0201		115.4	116.7	116.5	1.3	-.2
Rotary, self-propelled, gasoline engine powered		0202		122.0	123.5	123.4	1.1	-.1
Reel, all types, excluding electric		0203	12/82	110.5	111.9	111.0	.7	-.8
Other nonriding lawn and garden equipment		03	12/82	113.8	114.5	114.5	2.0	0
Snow throwers, excluding attachment type		0302	12/82	108.7	108.7	108.7	.4	0
Powered lawn edgers/trimmers		0309	12/87	113.3	113.3	(2)	(2)	(2)
Other consumer nonriding lawn, garden & snow equip.		0319	06/83	117.7	122.4	122.4	7.1	0
Lawn tractors & riding mowers & equipment		04	12/82	123.4	126.0	125.8	2.9	-.2
Front engine tractors and mowers		0401	12/82	125.1	127.8	127.6	3.7	-.2
Rear engine tractors and mowers		0402	12/82	126.0	128.7	128.4	1.7	-.2
Parts & attach., consumer lawn & garden eq		05	12/82	122.3	122.3	122.0	.2	-.2
Parts		0501	12/82	119.6	119.7	119.2	-.7	-.4
Attachments		0502	12/82	125.9	125.9	125.9	1.8	0
Cutlery, razors and razor blades	1267			129.2	129.6	129.6	4.9	0
Cutlery, scissors, shears, trimmers, a		0141	12/83	122.2	122.9	123.0	4.9	.1
Metal household containers	1268			149.9	150.1	150.1	.6	0
Stamped and spun utensils, aluminum		0101		162.8	163.2	163.2	-.4	0
Stamped and spun utensils except aluminum		0102	06/84	115.1	115.1	115.1	2.5	0
Household durables, n.e.c.	1269		06/84	117.8	118.6	118.7	2.9	.1
Window shades made from textile fabric & accessories		0101	06/84	111.3	110.9	111.8	3.3	.8
Venetian blinds		0102	06/84	104.8	106.6	106.5	2.8	-.1
Curtain/drapery rods & shades/blinds, n.e.c.		0103	06/84	127.8	128.0	127.9	4.1	-.1

See footnotes at end of table.

Digitized for FRASER
http://fraser.stlouisfed.org/
Federal Reserve Bank of St. Louis

Table 6. Producer price indexes and percent changes for commodity groupings and individual items—Continued

(1982=100 unless otherwise indicated)

Commodity	Commodity code		Other index base	Index			Unadjusted percent change to Sep. 1990 From:	
				May 1990[1]	Aug. 1990[1]	Sep. 1990[1]	Sep. 1989	Aug. 1990
Nonmetallic mineral products	13			114.5	114.6	115.0	1.9	0.3
Glass	131			114.1	113.7	113.3	.1	-.4
Flat glass	1311			107.9	107.4	106.8	-2.1	-.6
Laminated glass		04	06/83	101.7	101.3	99.8	-2.4	-1.5
For construction/architectural uses		0413	12/87	88.2	87.7	87.7	-10.4	0
For automotive uses		0414	12/87	96.5	96.3	94.6	-.6	-1.8
Sheet, plate, and float glass		05		99.2	99.6	99.6	-3.0	0
Specialty glass		07		115.2	114.3	113.7	-1.6	-.5
Tempered glass for automotive use		0711	12/87	101.9	102.0	101.2	.9	-.8
Tempered glass for construction/architectural uses		0712	12/87	98.4	95.0	93.6	-7.2	-1.5
Tempered glass for other uses		0713	12/87	104.5	104.5	104.5	.4	0
Other flat glass products, n.e.c.		0714	12/87	103.1	103.0	103.1	0	.1
Other finished glassware	1313		06/83	122.6	122.4	122.6	4.2	.2
Pressed and blown glassware		01	06/83	123.1	122.9	123.1	4.6	.2
Lighting and electronic glassware		0111	06/83	115.8	115.9	116.3	4.6	.3
Other pressed and blown glassware		0112	06/83	132.2	131.7	131.7	4.7	0
Automotive rearview mirrors		02						
Automotive rearview mirrors		0211	06/83	116.6	116.6	116.7	-1.3	.1
Concrete ingredients and related product	132			115.5	115.2	115.9	1.9	.6
Construction sand, gravel, and crushed s	1321			126.0	125.5	125.8	1.9	.2
Sand, construction		0101		131.4	132.1	132.3	3.9	.2
Gravel, construction		0111		125.2	126.1	126.3	2.3	.2
Crushed and broken stone		0121		125.7	124.6	124.9	1.5	.2
Cement	1322			103.4	103.4	104.6	1.9	1.2
Concrete products	133			113.1	113.7	114.0	2.2	.3
Concrete block and brick	1331			126.8	126.9	127.4	1.8	.4
Structural block		11		128.4	128.5	129.1	1.9	.5
Decorative block		21						
Decorative block		2101		120.5	120.5	120.5	4.0	0
Concrete brick		31						
Concrete brick		3101		99.0	97.8	97.8	-2.5	0
Paving blocks		41						
Paving blocks		4101		118.7	118.7	118.7	0	0
Concrete pipe	1332			107.7	109.1	109.0	1.6	-.1
Ready-mixed concrete	1333							
Ready-mixed concrete		0101		111.3	112.1	112.4	2.5	.3
Precast concrete products	1334			122.7	123.0	123.8	3.2	.7
Prestressed concrete products	1335			100.1	100.1	100.1	-.3	0
Clay construction products ex. refractor	134			129.6	130.3	130.5	2.2	.2
Brick and structural clay tile	1342		12/84	115.3	115.3	115.4	3.0	.1
Brick, except ceramic, glazed & refractory		01	12/84	115.3	115.3	115.4	3.0	.1
Ceramic floor and wall tile	1344			131.3	133.5	133.5	1.0	0
Ceramic floor and wall tile		0131		131.3	133.5	133.5	1.0	0
Structural clay products, n.e.c.	1345			122.0	122.2	122.2	1.5	0
Vitified clay sewer pipe and fittings		0101		124.1	124.4	124.4	.7	0
Other structural clay products, n.e.c.		0199	12/85	106.5	106.5	106.5	2.7	0
Refractories	135			122.1	123.0	122.9	2.9	-.1
Clay refractories	1352			121.4	123.2	122.8	3.3	-.3
Fireclay (inc semisil.) brick & clay, ex. superduty		0101		124.5	123.5	118.6	-2.1	-4.0
High alumina, incl. ladlebrick, 50% alumina & over		0131		116.1	118.2	118.2	4.6	0
Other bricks and shapes		0141	12/85	113.3	115.4	115.4	3.6	0
Castable refractories		0151		114.8	117.2	117.2	3.0	0
Unshaped clay refractories		0161	12/85	111.3	113.2	113.2	5.5	0
Refractories, non clay	1353			122.9	122.9	123.1	2.7	.2
Magnesite and magnesite-chrome bricks & shapes		0113	12/85	109.7	109.7	109.7	5.3	0
All other nonclay refractory bricks and shapes		0117	12/85	117.3	117.4	117.8	2.0	.3
Nonclay refractory mortars/castables, hydro setting		0119	12/85	120.5	120.5	120.5	1.9	0
Nonclay plastics refractories & remming mix.-wet/dry		0132	12/85	121.7	121.7	([2])	([2])	([2])
Nonclay gunning mixes, basic and other		0141		110.9	110.9	110.9	1.6	0
Other nonclay refractory materials in lump or ground		0143	12/85	106.8	106.8	106.8	0	0
Asphalt felts and coatings	136			95.6	94.8	96.9	.7	2.2

See footnotes at end of table.

Digitized for FRASER
http://fraser.stlouisfed.org/
Federal Reserve Bank of St. Louis

Table 6. Producer price indexes and percent changes for commodity groupings and individual items—Continued

(1982=100 unless otherwise indicated)

Commodity	Commodity code		Other index base	Index			Unadjusted percent change to Sep. 1990 From:	
				May 1990[1]	Aug. 1990[1]	Sep. 1990[1]	Sep. 1989	Aug. 1990
Prep. asphalt & tar roofing & siding pro	1361			95.0	93.6	95.5	-0.8	2.0
Strip shingles		0102		92.2	92.1	94.4	2.2	2.5
Smooth surface roll roofing		0111		122.7	122.7	122.9	1.4	.2
Other prepared asphalt & tar roofing & siding prods.		0121	06/84	99.1	98.0	(2)	(2)	(2)
Other asphalt roofing	1362			94.1	96.0	98.8	7.2	2.9
Roofing asphalts, pitches, coatings, and cement		0121	06/84	89.1	91.0	93.6	7.2	2.9
Asphalt & tar satu'd felts, boards, etc.	1363		06/84	113.0	113.0	113.0	0	0
Gypsum products	137			107.0	102.5	103.1	-5.3	.6
Gypsum products	1371							
1/2 inch regular gypsumboard		0111		96.7	92.6	93.2	-5.9	.6
Type X gypsumboard		0112		105.0	98.7	100.1	-6.1	1.4
Glass containers	138			120.4	120.7	120.9	4.5	.2
Glass containers	1381							
Narrow neck containers (food, beer, liquor, etc.)		0102	06/88	108.1	108.3	108.3	4.7	0
Wide mouth containers (food, medicine, etc.)		0103	06/88	104.5	104.8	105.8	3.5	1.0
Other nonmetallic minerals	139			115.5	115.7	116.1	1.5	.3
Insulation materials	1392			107.7	108.0	108.1	.7	.1
Mineral wool for structual insulation		01		93.9	95.0	95.0	1.8	0
Loose fiber and granulated fiber		0102		85.5	85.8	86.0	-6.3	.2
Min. wool for indus. & equip. insulation		02						
Mineral wool for industrial and equipment insulation		0201		124.3	122.7	122.7	-1.6	0
Asbestos products	1393			121.8	121.6	122.1	-1.4	.4
Asbestos friction material		0111	12/85	102.6	102.6	102.4	.9	-.2
Paving mixtures and blocks	1394			100.3	100.2	101.2	.6	1.0
Paving asphalt		0101		77.3	77.4	81.0	2.5	4.7
Bituminous/asphaltic concrete mixtures and blocks		0111		110.6	110.3	110.7	.2	.4
Other paving mixtures and blocks		0112		74.5	79.5	80.5	5.6	1.3
Cut stone and stone products	1395		12/84	120.0	121.2	121.4	1.7	.2
Dressed dimension and cut granite		0111	12/84	113.3	114.9	115.2	2.4	.3
Dressed dimension and cut limestone		0121	12/84	112.4	113.9	113.9	1.3	0
Dressed dimension and cut marble		0131	12/84	148.0	148.0	148.0	0	0
Gaskets, packing, and sealing devices	1398		12/85	112.7	113.5	114.0	4.6	.4
Gaskets and gasketing material		01						
Gaskets and gasketing material		0101	12/85	115.4	116.9	117.8	5.8	.8
Packing and sealing		02						
Packing and sealing		0201	12/85	110.9	111.1	111.3	3.6	.2
Nonmetallic minerals and products, n.e.c	1399		06/82	117.3	117.4	117.4	1.7	0
Industrial sand		01	06/82	117.4	117.6	117.9	6.1	.3
Glass sand		0101	06/82	119.6	120.0	120.0	8.3	0
Foundry sand		0111	06/82	130.7	130.7	131.5	3.3	.6
Other industrial sand		0121	06/82	107.8	107.8	108.3	4.4	.5
Other nonmetallic minerals, n.e.c.		02	06/84	114.9	114.9	115.0	1.2	.1
Minerals and earths ground or treated		0209	06/85	113.2	112.8	112.8	.9	0
Dimension stone		0211	06/85	113.3	113.6	113.6	1.5	0
Clay and related materials, n.e.c.		0214	06/90	(2)	100.1	100.1	(2)	0
Miscellaneous nonmetallic minerals, n.e.c.		0299	06/85	109.3	110.1	110.8	1.4	.6
Nonmetallic mineral products, n.e.c.		03	12/85	105.9	106.1	105.4	.6	-.7
Statuary and art goods (factory made)		0302	12/85	112.5	115.8	115.8	4.2	0
Other nonmetallic mineral products		0399	12/85	100.6	99.8	99.8	-2.3	0
Transportation equipment	14			120.4	120.9	120.9	3.7	0
Motor vehicles and equipment	141			116.6	117.0	116.6	2.5	-.3
Motor vehicles	1411			117.7	118.6	117.7	3.4	-.8
Passenger cars		01		115.4	116.3	116.5	4.5	.2
Trucks, 10,000 lbs. GVW and under		05		126.9	127.8	123.6	.6	-3.3
Trucks, over 10,000 lbs. GVW		06		119.9	119.9	117.8	2.4	-1.8
Trucks, over 10,000 lbs. gvw		0681	12/82	114.8	114.8	112.8	2.5	-1.7
Fire department vehicles		08	06/83	122.3	125.8	127.7	8.0	1.5
Motor vehicle parts	1412			111.2	110.8	111.1	.8	.3
Motor vehicle parts, new		03	12/82	108.4	108.0	103.3	.7	.3
Motor vehicle parts, new, excl. motorcycle parts		0331	12/82	108.4	108.0	108.3	.7	.3
Motorcycle parts, new		0335	12/84	106.0	106.0	106.0	-.6	0
Motor vehicle parts, rebuilt		04	12/82	128.8	129.2	129.6	5.0	.3
Truck and bus bodies	1413		12/82	127.5	127.9	128.2	2.0	.2

See footnotes at end of table.

Digitized for FRASER
http://fraser.stlouisfed.org/
Federal Reserve Bank of St. Louis

Table 6. Producer price indexes and percent changes for commodity groupings and individual items—Continued

(1982=100 unless otherwise indicated)

Commodity	Commodity code		Other index base	Index			Unadjusted percent change to Sep. 1990 From:	
				May 1990[1]	Aug. 1990[1]	Sep. 1990[1]	Sep. 1989	Aug. 1990
Truck and bus bodies--Continued	1413							
Truck and bus bodies sold separately		01	12/82	127.6	128.1	128.5	1.3	0.3
Truck bodies sold separately		0102	12/82	127.5	127.9	128.8	1.3	.7
Bus bodies sold separately		0104	12/82	117.3	117.3	117.3	0	0
Other vehicle bodies, incl truck cabs, beds and kits		0106	12/87	112.2	112.7	112.7	1.7	0
Completed vehicles on purchased chassis		02	12/82	129.1	129.4	129.4	4.1	0
Trucks & other h'way vehicles sold on purc. chassis		0202	12/82	123.6	123.7	123.7	4.6	0
Emergency vehicles/hearses sold on purchased chassis		0206	12/82	134.6	135.1	135.1	4.4	0
Truck trailers	1414			110.5	110.5	110.5	0	0
Vans, over 10,000 lbs.		01		111.7	111.7	111.7	.6	0
Closed top vans		0106	06/83	111.9	111.9	111.9	.6	0
Tanks, over 10,000 lbs.		02		122.4	122.3	122.3	-1.4	0
Other trailers and chassis, over 10,000 lb		03		106.9	106.8	106.8	0	0
Platform trailers		0303		105.8	105.8	105.8	0	0
Dump trailers and chassis		0305		120.7	120.7	120.7	0	0
Truck trailers & chassis, under 10,000 lbs		06	12/86	112.4	112.4	112.4	0	0
Motor homes built on purchased chassis	1415							
Motor homes built on purchased chassis		0101	06/84	125.2	125.8	127.5	3.7	1.4
Travel trailers and campers	1416		06/84	118.7	119.7	119.0	1.5	-.6
Travel trailers		01						
Travel trailers (with rigid structures)		0101	06/84	119.4	120.6	120.3	2.1	-.2
Campers, pickup covers and parts		02						
Camping trailers, truck campers, pickup covers & pts		0201	06/84	117.5	118.0	116.6	.4	-1.2
Aircraft and aircraft equipment	142			136.3	137.2	137.3	5.3	.1
Aircraft	1421			135.7	137.1	137.3	6.7	.1
Civilian aircraft		02	12/85	114.9	116.1	116.3	6.7	.2
Single engine, fixed wing		0201	12/85	117.3	117.8	118.3	5.1	.4
Multiengine, fixed wing		0202	12/85	114.8	116.0	116.0	6.7	0
Rotary wing		0203		127.2	127.2	131.7	5.4	3.5
Aircraft engines and engine parts	1423		12/85	112.7	113.3	113.5	5.7	.2
Aircraft parts and auxiliary equipment,	1425		06/85	117.5	117.7	117.5	2.3	-.2
Ships and boats	143			125.1	125.8	127.2	4.2	1.1
Ships	1431		12/85	109.9	110.6	111.9	4.3	1.2
Nonmilitary ships		01						
Self-propelled ships, nonmilitary		0102	12/85	115.8	117.1	119.0	6.7	1.6
Boats	1432			131.4	131.4	132.0	3.4	.5
Outboard motorboats		01		135.9	134.4	134.9	4.3	.4
Runabouts		0101		137.3	134.8	135.4	4.5	.4
Other outboard boats		0103	06/83	133.1	134.2	134.2	3.5	0
Inboard motorboats, incl. i.-o. houseboats		02		135.4	138.0	138.2	4.7	.1
Runabouts		0201	06/83	132.0	129.6	129.4	1.6	-.2
Cabin cruisers, non-military		0202		136.9	140.5	140.7	5.3	.1
Inboard-outdrive boats, except houseboats		03		129.6	126.8	127.6	.6	.6
Less than 26 ft. LOA		0303	12/88	104.2	102.6	103.8	2.5	1.2
26 ft. or more LOA		0304	12/88	107.5	104.3	104.3	-1.6	0
All other boats		04		121.4	121.9	123.4	4.2	1.2
Sailboats, with auxiliary power		0401		126.2	127.1	129.5	4.2	1.9
Sailboats, without auxiliary power		0402		120.2	120.2	122.6	6.6	2.0
Other boats: rowboats, canoes, skiffs, etc.		0403		121.2	121.5	120.9	2.7	-.5
Railroad equipment	144			117.7	118.5	119.9	4.5	1.2
Locomotives and parts	1441			119.5	121.3	122.8	6.7	1.2
Locomotive parts		02		111.6	112.6	112.6	2.8	0
Railroad cars and car parts	1442			115.6	116.0	117.4	3.7	1.2
Freight cars		01		109.8	109.8	109.8	.3	0
Freight cars, new		0102	06/84	112.4	112.4	112.4	.3	0
All other railroad cars		0202	06/84	114.2	116.2	120.3	9.1	3.5
Railroad car parts and accessories		03		125.6	124.2	124.2	3.0	0
Transportation equipment, n.e.c.	149		06/85	111.7	111.7	111.6	1.2	-.1
Transportation equipment, n.e.c.	1491							
Self-propell. golf carts & in-plant carriers & parts		1101	06/85	114.7	114.7	(2)	(2)	(2)
Other transportation equipment, n.e.c.		1103	06/85	109.3	109.2	109.1	1.2	-.1
Miscellaneous products	15			133.2	134.8	135.1	5.9	.2
Toys, sporting goods, small arms, etc.	151			119.3	119.7	119.7	1.8	0

See footnotes at end of table.

Digitized for FRASER
http://fraser.stlouisfed.org/
Federal Reserve Bank of St. Louis

Table 6. Producer price indexes and percent changes for commodity groupings and individual items—Continued

(1982=100 unless otherwise indicated)

Commodity	Commodity code		Other index base	Index			Unadjusted percent change to Sep. 1990 From:	
				May 1990[1]	Aug. 1990[1]	Sep. 1990[1]	Sep. 1989	Aug. 1990
Toys, games, and children's vehicles	1511			118.2	118.1	118.4	2.2	0.3
Games, excl. toys and hobbies		0152	06/85	115.2	114.7	115.4	2.2	.6
Baby carriages, children's vehicles, excl. bicycles		0153	06/85	113.1	113.1	113.1	(2)	0
Toys, excl. games and hobbies		0154	06/85	112.8	113.0	113.3	1.0	.3
Hobbies, models: crafts and structural kits		0155	06/85	119.2	119.2	119.2	.8	0
Dolls and stuffed toy animals		0156	12/85	106.9	106.9	106.9	7.0	0
Sporting and athletic goods	1512			112.1	113.3	113.0	2.1	-.3
Fishing tackle and equipment		0103	12/85	112.2	113.2	115.3	3.9	1.9
Golf equipment		0127	12/85	113.4	114.8	114.5	2.6	-.3
Bicycles, adult tricycles, unicycles and parts		0182	12/84	111.7	111.7	110.9	.5	-.7
Playground, gymnasium, and gymnastic equipment		0191	12/85	109.3	113.2	110.9	.6	-2.0
Other sporting and athletic goods		0193	12/85	113.9	114.5	114.5	2.4	0
Small arms and ammunition	1513			144.0	143.8	143.8	.6	0
Small arms		01		151.0	151.1	151.1	2.6	0
Pistols and revolvers		0102		138.4	138.4	138.4	2.1	0
Shot guns		0111		158.9	158.9	158.9	3.4	0
Rifles, centerfire		0113	06/85	127.0	127.0	127.0	5.3	0
Other small arms		0115	06/85	115.2	115.2	115.2	-.9	0
Parts and attachments for small arms		0119	06/85	121.5	121.5	121.5	2.5	0
Small arms ammunition		02		132.4	134.5	134.5	-3.3	0
Pistol and revolver cartridges		0223	06/85	114.8	(2)	115.0	.4	(2)
Components for small arms ammunition		03						
Components for small arms ammunition		0301	06/85	111.2	109.0	109.0	-.8	0
Tobacco products, incl. stemmed & redrie	152			217.4	224.3	225.0	13.6	.3
Cigarettes	1521			241.3	250.2	250.2	14.4	0
Filter tip, king size		0102		230.8	239.3	239.3	13.9	0
Filter tip, super king and long size		0103	12/82	194.4	203.9	203.9	15.5	0
Cigars	1522			140.6	140.6	140.6	7.2	0
Cigarillos (weighing 3 to 10 pounds per 1,000)		0101		149.3	149.3	149.3	8.7	0
Cigars (weighing more than 10 pounds per 1,000)		0105	06/89	106.3	106.3	106.3	6.4	0
Other tobacco products	1523			166.1	169.8	169.8	9.7	0
Smoking tobacco		0101		161.0	163.7	163.7	10.5	0
Loose leaf chewing tobacco		0102	12/82	161.6	161.6	161.6	6.9	0
Chewing tobacco other than loose leaf		0103	12/82	164.2	164.2	164.2	6.8	0
Snuff, dry and moist		0121		196.0	204.5	204.5	11.8	0
Stemmed and redried tobacco	1524		06/84	97.4	97.1	100.3	10.2	3.3
Unstemmed leaf tobacco redried before pack		01						
Packed for sale		0105	06/84	97.4	95.1	95.6	4.3	.5
Stemmed tobacco		02	06/84	98.1	97.7	101.2	10.6	3.6
Reconstituted tobacco, proc. sheet & homog		03						
Reconstituted tobacco, processed sheet & homogenized		0301	06/89	104.3	104.8	104.7	4.9	-.1
Notions	153			115.3	115.8	115.9	1.8	.1
Buttons, button blanks, and parts	1531			113.9	115.3	115.7	1.3	.3
Needles, pins, and fasteners	1532			115.6	115.8	115.9	1.9	.1
Zippers and slide fasteners		0102	12/85	115.5	115.5	115.2	2.9	-.3
Needles, pins, non-slide fasteners & similar notions		0103	12/85	110.3	110.6	110.9	1.3	.3
Photographic equipment and supplies	154			117.9	119.6	119.7	3.4	.1
Photographic equipment	1541			97.0	97.4	97.5	3.2	.1
Photographic equipment, excluding phot		0701	12/83	118.8	118.7	118.8	3.8	.1
Photographic supplies	1542			126.9	129.4	129.4	3.4	0
Photographic supplies, except x-ray		0601	12/83	124.6	127.1	127.1	3.4	0
Mobile homes	155			116.9	117.4	117.8	2.3	.3
Mobile homes, residential, single wide	1552			115.9	116.6	117.0	2.5	.3
Mobile homes, residential, double wide	1553			120.6	120.7	121.3	2.5	.5
Medical, surgical & personal aid devices	156			127.2	127.3	128.3	3.6	.8
Personal aid equipment	1561							
Electronic hearing aids		01		112.8	115.7	115.7	3.5	0
Medical instruments and equipment	1562		06/82	119.1	118.5	119.6	2.6	.9
Medical instruments and apparatus		0101	06/82	115.1	114.6	115.6	2.3	.9
Surgical appliances and supplies	1563		06/83	135.8	135.8	137.7	5.2	1.4
Surgical dressings		0101	06/83	99.8	102.4	102.4	4.9	0

See footnotes at end of table.

Digitized for FRASER
http://fraser.stlouisfed.org/
Federal Reserve Bank of St. Louis

Table 6. Producer price indexes and percent changes for commodity groupings and individual items—Continued

(1982=100 unless otherwise indicated)

Commodity	Commodity code		Other index base	Index			Unadjusted percent change to Sep. 1990 From:	
				May 1990[1]	Aug. 1990[1]	Sep. 1990[1]	Sep. 1989	Aug. 1990
Surgical appliances and supplies--Continued	1563							
Other surgical appliances and supplies		0103	06/83	150.9	150.1	152.7	5.3	1.7
Ophthalmic goods	1564		12/83	115.1	115.1	114.6	0	-.4
Ophthalmic fronts and temples		0101	12/83	143.5	143.5	143.5	2.2	0
Glass ophthalmic focus lenses		0102	12/83	98.5	98.5	98.5	-.1	0
Plastic ophthalmic focus lenses		0103	12/83	102.2	102.2	102.2	.8	0
Contact lenses		0104	12/83	93.0	(2)	91.3	-2.5	(2)
Other ophthalmic goods		0105	12/83	114.1	114.1	114.1	0	0
Dental equipment and supplies	1565		06/85	117.7	120.1	119.0	4.7	-.9
Dental casting metals		0101	06/85	103.5	107.3	(2)	(2)	(2)
Denture materials		0102	06/85	142.2	142.2	142.2	3.8	0
Dental professional and laboratory equipment		0103	06/85	121.5	121.5	121.5	5.0	0
Dental supplies		0104	06/85	118.4	121.9	119.7	5.0	-1.8
Industrial safety equipment	157			150.2	150.4	150.4	3.9	0
Industrial safety equipment	1571							
Respiratory protection equipment		01						
Respiratory protection equipment		0107	06/83	145.2	144.8	144.9	5.2	.1
Eye and face protective equipment		02		157.9	157.9	157.9	5.8	0
Industrial safety glasses and goggles		0206	12/83	147.7	147.7	147.7	5.8	0
Other industrial safety devices		09						
Other industrial safety devices		0901	06/89	101.9	103.2	102.8	2.8	-.4
Mining services	158		06/85	94.7	95.3	95.5	4.7	.2
Mining services	1581							
Metal mining services		01	12/85	109.0	109.0	109.0	.5	0
Bituminous coal and lignite mining service		03	06/85	107.0	108.0	107.5	1.7	-.5
Drilling oil and gas wells services		04	12/85	89.9	90.3	90.8	3.9	.6
Oil and gas field exploration services		05	12/85	68.9	68.9	68.9	1.2	0
Oil and gas field services, n.e.c.		06	12/85	104.4	105.2	105.0	5.8	-.2
Nonmetallic minerals mining services		07						
Nonmetallic minerals mining services		0701	06/85	103.0	102.9	102.9	.7	0
Other miscellaneous products	159			117.3	118.1	118.1	3.1	0
Miscellaneous products, n.e.c.	159-A		12/85	113.7	113.9	115.0	3.9	1.0
Candles		01	12/85	113.5	114.7	114.7	1.1	0
Feathers, plumes and artificial flowers		03	12/85	114.7	114.8	114.8	.7	0
Artifical flowers, feathers and plumes		0302	12/85	115.2	115.5	115.5	1.1	0
Signs and advertising displays		04	12/85	111.1	111.4	113.3	4.1	1.7
Electric signs		0401	12/85	111.6	111.7	116.3	8.5	4.1
Non-electric signs		0402	12/85	109.8	110.2	110.9	1.1	.6
Advertising specialties		0403	12/85	115.4	115.9	115.9	5.5	0
Other miscellaneous products, n.e.c.		09	12/85	118.8	118.6	118.7	3.9	.1
Waste materials, n.e.c. (including exports)		0902	12/86	128.2	128.0	128.5	11.4	.4
Caskets	1591			127.6	128.2	128.3	3.3	.1
Cloth covered, softwood, adult sizes		0102		131.9	132.2	132.2	1.3	0
Hardwood, adult size		0103		131.2	131.2	131.2	3.3	0
Steel, excluding stainless, adult sizes		0104		126.7	126.9	126.8	2.5	-.1
Other metal caskets and coffins, adult sizes		0105	12/84	123.0	123.0	123.0	4.4	0
Other caskets and coffins & metal vaults		0108	12/84	116.9	119.8	120.3	6.8	.4
Matches	1592			153.3	153.3	153.3	.8	0
Musical instruments	1593			121.7	121.7	122.0	3.0	.2
Pianos		0114	06/85	125.3	125.3	125.3	4.3	0
Piano and organ parts		0116	06/85	118.9	118.9	118.9	2.1	0
Other musical instruments and parts		0117	06/85	125.6	125.7	125.7	3.3	0
Jewelry and jewelry products	1594			118.6	121.0	119.8	3.6	-1.0
Jewelry, platinum and karat gold		02		122.2	125.2	123.2	4.4	-1.6
Other precious metal jewelry		03		114.1	115.2	114.4	2.3	-.7
Costume jewelry and novelties		04		124.1	126.8	126.5	2.7	-.2
Costume jewelry & novelties made of base metal		0411	06/85	110.8	112.4	112.1	2.0	-.3
Jewelers' findings and materials		05		115.5	116.4	116.7	4.3	.3
Pens, pencils, and marking devices	1595			120.3	120.7	120.6	4.1	-.1
Pens, mechanical pencils, and parts		02	12/85	114.7	115.2	115.1	3.5	-.1
Ball point pens, including roller pens		0201		118.5	118.7	118.5	2.8	-.2
Soft tip pens		0203	12/85	101.3	101.3	101.3	.1	0
Pen and mechanical pencil parts & refill cartridges		0207	12/85	108.2	111.6	108.6	.4	-2.7
Lead pencils and art goods		03	12/85	116.0	116.5	116.4	6.8	-.1
Other wood cased pencils, crayons, and chalk		0302	12/85	115.4	115.4	115.4	3.2	0
Artists' equipment and supplies		0303	12/85	122.5	123.5	123.3	5.9	-.2
Marking devices		04	12/85	114.6	114.7	114.8	2.4	.1
Rubber and vinyl stamps		0401	12/85	118.9	119.2	119.2	3.4	0

See footnotes at end of table.

Digitized for FRASER
http://fraser.stlouisfed.org/
Federal Reserve Bank of St. Louis

Table 6. Producer price indexes and percent changes for commodity groupings and individual items—Continued

(1982=100 unless otherwise indicated)

Commodity	Commodity code		Other index base	Index			Unadjusted percent change to Sep. 1990 From:	
				May 1990[1]	Aug. 1990[1]	Sep. 1990[1]	Sep. 1989	Aug. 1990
Pens, pencils, and marking devices--Continued	1595							
Mechanical hand stamps		0402	12/85	125.7	126.4	126.4	3.7	0
Embossing seals		0403	12/85	115.6	115.6	115.6	6.9	0
Metal hand stamps		0404	12/85	116.4	116.4	116.4	1.4	0
Other marking devices		0405	12/85	104.9	104.9	105.0	.8	.1
Watches, clocks and timing mechanisms	1596			112.8	113.2	112.6	.5	-.5
Watches, clocks & timing mech., ex. parts		01		113.0	113.5	112.7	.5	-.7
Watches		0121	06/83	101.2	101.4	101.4	.9	0
Clocks		0123	06/83	114.5	115.8	113.5	-.4	-2.0
Timing mechanisms		0125	06/83	117.8	117.7	117.5	1.2	-.2
Parts		0227	06/83	107.0	(2)	107.7	(2)	(2)
Brooms and brushes	1597			117.6	117.3	117.4	1.1	.1
Brooms		0501	12/85	109.9	109.5	109.5	.5	0
Paint and varnish brushes and rollers		0502	12/85	112.2	113.5	113.5	1.6	0
Other brushes, excl. paint and varnish brushes		0503	12/85	113.7	112.5	112.7	1.0	.2
Phonograph records and prerecorded tapes	1598			105.1	105.2	105.2	.2	0
Phonograph records		01		107.4	107.5	107.5	.4	0
Audio tapes		02		102.0	102.0	102.0	-.1	0
Fire extinguishers	1599			108.2	108.2	108.2	5.4	0
Fire extinguishers		0175	12/85	117.3	117.3	117.3	5.4	0

[1] Data for May 1990 have been revised to reflect the availability of late reports and corrections by respondents. All data are subject to revision 4 months after original publication. Data are not seasonally adjusted.
[2] Not available.
[3] Prices for all items in this grouping are lagged 1 month.
[4] Prices for some items in this grouping are lagged 1 month.
n.e.c. = Not elsewhere classified.
Note: Titles of some commodities are not shown in this table because they fail to meet our publication criteria.

Digitized for FRASER
http://fraser.stlouisfed.org/
Federal Reserve Bank of St. Louis

Table 7. Producer price indexes by durability of product

(1982=100)

Grouping	1989		1990		
	Annual average	September	May[1]	August[1]	September[1]
Total durable goods	119.0	119.2	120.9	121.5	121.6
Total nondurable goods	107.1	107.2	109.7	112.3	115.2
Total manufactures	114.3	114.5	117.1	118.2	119.7
Durable	118.3	118.6	120.4	120.8	121.0
Nondurable	110.2	110.4	113.5	115.3	117.9
Total raw or slightly processed goods	101.3	101.2	102.2	106.6	110.1
Durable	151.6	148.0	147.7	150.7	152.6
Nondurable	98.9	99.0	100.1	104.5	108.1

[1] Data for May 1990 have been revised to reflect the availability of late reports and corrections by respondents. All data are subject to revision 4 months after original publication. Data are not seasonally adjusted.

Digitized for FRASER
http://fraser.stlouisfed.org/
Federal Reserve Bank of St. Louis

Table 8. Producer price indexes for special commodity groupings[1]

(1982=100 unless otherwise indicated)

Commodity grouping	1989		1990		
	Annual average	September	May[2]	August[2]	September[2]
All commodities except farm products	112.4	112.8	114.8	116.8	118.9
All foods	117.7	117.5	123.8	124.1	122.9
Processed foods	117.9	118.4	125.5	125.3	124.3
Industrial commodities less fuels and related products and power	121.5	121.6	123.6	124.0	124.4
Selected textile mill products	113.4	113.9	116.2	116.1	115.9
Hosiery	112.2	112.9	116.4	116.1	116.6
Underwear and nightwear	116.9	117.4	119.2	119.9	120.0
Chemicals and allied products, including synthetic rubber and synthetic fibers	122.0	120.5	121.5	121.6	124.0
Pharmaceutical preparations	173.5	175.5	186.8	187.6	189.4
Synthetic paint resins (June 1987=100)	117.4	114.3	112.3	112.7	112.8
Volatile paint liquids (June 1987=100)	116.3	106.5	118.6	127.9	150.9
Lumber and plywood[3]	123.1	124.8	126.9	121.5	120.2
Iron ore pellets, all areas (December 1989=100)	N.A.	N.A.	100.9	100.9	100.9
Steel mill products, including fabricated wire products	114.3	114.1	112.4	112.7	112.6
Finished steel mill products, excluding fabricated wire products	114.7	114.4	112.6	112.8	112.9
Finished steel mill products, including fabricated wire products	114.5	114.3	112.8	113.1	113.2
Stainless steel mill products (December 1989=100)	N.A.	N.A.	96.2	96.9	97.0
Special metals and metal products	121.6	120.6	121.3	122.0	122.2
Fabricated metal products	118.8	119.5	121.3	121.6	121.6
Copper and copper products	176.3	178.1	170.2	178.1	180.7
Machinery and motive products	117.7	117.9	120.6	121.1	121.2
Machinery and equipment, except electrical	118.1	119.3	122.1	122.7	123.1
Agricultural machinery, including tractors	118.9	120.0	123.2	122.9	123.2
Metalworking machinery	121.2	121.7	127.7	128.3	128.6
Total tractors	117.6	118.7	121.4	122.6	122.6
Construction materials	119.5	119.9	120.1	119.7	119.9
Agricultural machinery and equipment, less parts	118.8	119.8	122.4	122.5	122.9
Farm and garden tractors, less parts	118.8	120.1	123.4	124.1	124.2
Agricultural machinery excluding tractors, less parts	119.2	120.2	123.4	122.5	122.9

[1] These indexes are calculated by combining the indexes listed below by commodity code after each special commodity grouping. The weights are those used for the comprehensive All Commodities index.

[2] Data for May 1990 have been revised to reflect the availability of late reports and corrections by respondents. All data are subject to revision 4 months after original publication.

All commodities except farm products: 02 through 15

All foods: 011, 017, and 02 less 0261, 0262, and 029

Processed foods: 02 less 0261, 0262, and 029

Industrial commodities less fuels and related products and power: 03, 04, and 06 through 15

Selected textile mill products: 0327, 03370105, 03370109, 034, 03810168, 03810169, 03810272, 03810274, 03810298, 03810364, 03820134, 03820303, 03830323, 03830324, 03830325 and 1231

Hosiery: 03810168, 03810169, 03810171, 03810272, 03810273, 03810363, 03810364, and 03810365

Underwear and nightwear: 03810174, 03810175, 03810176, 03810177, 03810178, 03810274, 03810275, 03810276, 03810277, 03810368, and 03810369

Chemicals and allied products, including synthetic rubber and synthetic fibers: 031, 06 less 064, and 071102

Pharmaceutical preparations: 0634, 0635, and 0636

Synthetic paint resins: 06220132, 066207, and 06620903

Volatile paint liquids: 06140141, 06140201, 06140341, 06140356, 06220306, 06220308, 06220309, and 06220311

Lumber and plywood[3]: 081 and 083

Iron ore pellets, all areas: 10110201, 10110202, and 10110301

Steel mill products, including fabricated wire products: 1017 and 1088

Finished steel mill products, excluding fabricated wire products: 1017 less 101701 and 101702

Finished steel mill products, including fabricated wire products: 1017 and 1088 less 101701 and 101702

Stainless steel mill products: 10170293, 10170351, 10170359, 10170453, 10170454, 10170461, 10170551, 10170661, 10170662, 10170663, 10170664, 10170669, 10170751, 10170755, 10170852, and 10170853

Special metals and metal products: 10, 111, and 141

Fabricated metal products: 10-3 through 10-8

Copper and copper products: 10210201, 10220123, 10220162, 102301, 10240301, 10240302, 10240304, 10240305, 102502, 10260315, 10260316, 10260317, 10260319, 10260325, 10280301, 10280302, and 10280303

Machinery and motive products: 11 and 14

Machinery and equipment, except electrical: 111, 112, 113, 114, 116, 118, and 119

Agricultural machinery, including tractors: 1111 and 1112 less 11115211 and 111251

Metalworking machinery: 113A, 1132, 113304, 1137, and 1138

Total tractors: 1111 and 1128 less 11115211, 112802, and 112803

Agricultural machinery and equipment, less parts (old commodity code 111): 111 less 11115211 and 111251

Farm and garden tractors, less parts (old commodity code 1111): 1111 less 11115211

Agricultural machinery excluding tractors, less parts (old commodity code 1112): 1112 less 111251

Construction materials: 0621, 0721, 0811, 082, 083, 08490105, 086, 092, 101502, 101703, 101704, 10170611, 10170627, 10250103, 10250104, 10250121, 10250123, 10250254, 10260307, 104101, 105, 106, 1071, 10730101, 10730109, 10730145, 10730146, 10730164, 10730165, 107402, 107403, 107404, 10740501, 10740781, 10740791, 10810246, 10830301, 10830321, 10830323, 10830325, 10830329, 10830351, 10830361, 10880211, 10880213, 10880961, 10890566, 1142, 1147, 11490205, 11710109, 11710111, 11710112, 11710113, 11710115, 11710116, 11710117, 11710118, 11710119, 11710121, 11710266, 11710267, 11710272, 11710273, 11710274, 11710282, 123101, 1232, 131105, 132, 133, 134, 136, 137, 1392, 1393, 1394, and 139501

[3] Formerly entitled: Lumber and wood products, excluding millwork

N.A. = Not available

Digitized for FRASER
http://fraser.stlouisfed.org/
Federal Reserve Bank of St. Louis

Table 9. Producer price indexes and percent changes for selected telephone services

(1972 = 100)

Industry/ product code	Description	Indexes May 1990 1/	Indexes Aug. 1990 1/	Indexes Sep. 1990 1/	Unadjusted percent change to Sep. 1990 from: Sep. 1989	Unadjusted percent change to Sep. 1990 from: Aug. 1990
4811-1	Local service	229.4	229.5	229.5	0	0
4811-111	Residential 2/.....	252.8	252.8	252.8	.2	0
4811-112	Business	234.2	234.4	234.4	-.1	0
4811-113	Optional additional usage	126.1	126.1	126.1	-1.1	0
4811-114	Coin	246.6	246.6	246.6	0	0
4811-2	Toll service	121.1	120.8	120.8	-2.5	0
4811-211	Intrastate MTS	146.3	146.2	146.2	-4.9	0
4811-212	Interstate MTS	107.9	107.7	107.7	-.1	0
4811-213	International MTS	83.4	83.4	83.4	-.5	0
4811-214	WATS	98.5	97.2	97.2	-1.6	0
4811-214-11	Interstate WATS	87.0	87.0	87.0	0	0
4811-214-12	Intrastate WATS	128.7	124.2	124.2	-4.5	0

1/ Data for May 1990 have been revised to reflect the availability of late reports and corrections by respondents. All data are subject to revision 4 months after original publication. Data are not seasonally adjusted.

2/ Telephone services contained in the Consumer Price Index cover not only local residential service, but also parts of toll service, equipment leasing (such as extension phones), and non-recurring charges (such as installation).

Digitized for FRASER
http://fraser.stlouisfed.org/
Federal Reserve Bank of St. Louis

Table 10. Producer price indexes for material inputs to construction industries

(June 1986 = 100)

Grouping 1/	Relative importance June 1990	Unadjusted index May 1990 2/	Unadjusted index Aug. 1990 2/	Unadjusted index Sep. 1990 2/	Unadjusted percent change to Sep. 1990 from: Sep. 1989	Unadjusted percent change to Sep. 1990 from: Aug. 1990
Inputs to construction industries	100.000	113.0	113.4	114.2	2.3	0.7
New construction	73.552	113.1	113.3	114.1	2.2	.7
Single-unit residential	30.658	112.6	112.2	112.6	1.4	.4
Multi-unit residential	4.711	111.9	111.8	112.1	1.4	.3
Non-residential buildings	18.612	112.8	113.1	113.6	2.0	.4
Highway and street construction	4.562	108.6	110.4	113.0	5.4	2.4
Water and sewer supply construction	2.832	112.8	113.6	114.3	3.1	.6
Other heavy construction	12.176	117.1	118.0	119.6	3.2	1.4
Maintenance and repair construction	26.448	113.0	113.6	114.6	2.8	.9
Residential	8.438	112.6	113.0	113.8	2.5	.7
Non-residential	18.011	113.2	113.9	115.0	3.0	1.0

1/ Indexes in this table are derived from the primary product indexes in table 5 that are weighted using 1977 input/output relationships. These indexes only include inputs to construction which are produced by the mining and manufacturing sectors of the economy, excluding capital equipment. Since they do not include labor or capital costs, these indexes should not be regarded as comprehensive measures of changes in construction costs. See note on page 190 of the July 1986 issue of Producer Price Indexes.

2/ Data for May 1990 have been revised to reflect the availability of late reports and corrections by respondents. All data are subject to revision 4 months after original publication. Data are not seasonally adjusted.

3/ Not available.

Digitized for FRASER
http://fraser.stlouisfed.org/
Federal Reserve Bank of St. Louis

Table 11. Producer price indexes and percent changes for the net output of industry by stage of process
(June 1987 = 100)

Grouping 1/	Relative Importance	Unadjusted Index 2/			Unadjusted percent changes					
					12 months ending	3 months ending--				Aug. 1990 To
	Jun. 1990	May. 1990 2/	Aug. 1990 2/	Sep. 1990 2/	Sep. 1990	Dec. 1989	Mar. 1990	Jun. 1990	Sep. 1990	Sep. 1990
Net output from:										
Crude processors	100.000	109.7	113.3	118.3	7.0	-0.1	0.5	-3.2	10.1	4.4
Crude agricultural and feed processors	10.282	123.4	118.3	116.9	-0.5	-3.1	0.5	8.0	-5.3	-1.2
Crude agricultural processors	6.563	128.6	122.1	120.3	1.5	-4.0	2.7	11.3	-7.5	-1.5
Crude feed processors	3.719	115.6	112.6	111.5	-3.9	-1.9	-3.0	2.7	-1.7	-1.0
Crude mining processors	44.214	99.4	107.2	116.4	14.8	1.7	0.6	-8.8	23.0	8.6
Crude manufacturing processors less feeds	45.505	119.3	119.6	120.8	0.5	-1.2	0.3	0.2	1.2	1.0
Crude nondurables processors	34.566	117.5	117.2	118.4	0.1	-0.6	0.1	0.2	0.4	1.0
Crude durables processors	10.939	125.2	127.4	128.8	1.7	-3.0	1.2	0.2	3.4	1.1
Primary processors	100.000	112.9	115.2	119.6	8.9	0.6	1.2	-0.3	7.3	3.8
Primary agricultural and food processors	17.477	116.0	110.0	107.7	-1.1	3.5	0.9	-2.6	-2.8	-2.1
Primary agricultural processors	15.655	115.7	109.1	106.5	-1.2	4.8	0.8	-3.5	-3.1	-2.4
Primary food processors	1.822	116.7	116.5	116.6	-0.3	-7.9	1.9	6.5	-0.2	0.1
Primary mining processors	0.890	106.9	106.6	106.8	2.4	0.0	1.8	0.6	0.0	0.2
Primary manufacturing processors less foods	81.633	112.3	116.5	122.4	11.1	-0.1	1.3	0.2	9.6	5.1
Primary nondurables processors	50.570	112.5	119.1	128.5	17.8	0.3	1.7	0.3	15.1	7.9
Primary durables processors	31.063	112.1	112.2	112.3	0.4	-0.5	0.4	0.1	0.4	0.1
Semifinished processors	100.000	112.2	112.6	112.6	3.4	1.0	1.9	0.4	0.1	0.0
Semifinished agricultural and food processors	22.835	113.8	114.3	113.5	6.0	3.0	3.8	0.3	-1.2	-0.7
Semifinished agricultural processors	2.457	104.5	111.1	110.0	12.0	13.4	18.5	-16.4	-0.3	-1.0
Semifinished food processors	20.378	114.9	114.7	113.9	5.3	1.8	1.9	2.8	-1.3	-0.7
Semifinished manufacturing processors less foods	77.165	111.8	112.1	112.4	2.7	0.5	1.4	0.4	0.5	0.3
Semifinished nondurables processors	23.580	115.9	116.5	117.0	4.2	0.7	2.1	0.4	0.9	0.4
Semifinished durables processors	53.585	110.1	110.3	110.4	2.0	0.4	0.9	0.5	0.3	0.1
Finished processors	100.000	111.0	111.8	111.8	3.5	1.7	0.7	0.7	0.4	0.0
Finished foods processors	20.153	111.9	112.8	112.6	3.7	1.4	1.1	0.8	0.4	-0.2
Finished mining processors	1.858	105.6	106.0	106.6	3.5	0.9	1.9	1.5	-0.8	0.6
Finished manufacturing processors less foods	77.990	110.9	111.7	111.7	3.4	1.8	0.5	0.7	0.4	0.0
Finished nondurables processors	20.400	117.4	118.6	118.7	4.8	1.6	1.2	1.3	0.6	0.1
Finished durables processors	57.589	108.8	109.4	109.4	3.0	1.9	0.4	0.5	0.3	0.0
Special groupings:										
Crude energy processors	42.595	99.4	107.4	116.9	15.4	1.9	0.6	-9.1	23.8	8.8
Crude processors less energy	57.405	119.4	118.7	119.6	0.3	-1.6	0.3	1.5	0.1	0.8
Crude processors less agriculture	93.437	108.6	112.8	118.2	7.4	0.2	0.4	-4.2	11.4	4.8
Crude processors less agriculture and feeds	89.718	108.4	112.8	118.5	7.8	0.3	0.5	-4.4	12.0	5.1
Crude processors less agriculture, feed and energy	47.123	118.5	118.8	120.1	0.5	-1.3	0.3	0.3	1.2	1.1
Primary energy processors	21.332	112.2	127.5	149.1	41.5	0.6	3.6	0.2	35.5	16.9
Primary processors less energy	78.668	113.2	111.9	111.5	0.3	0.5	0.5	-0.4	-0.4	-0.4
Primary processors less agriculture, food and energy	61.191	112.3	112.4	112.6	0.7	-0.3	0.4	0.2	0.4	0.2
Finished processors less food	79.847	110.8	111.5	111.6	3.5	1.9	0.5	0.7	0.4	0.1

1/ Indexes in this table are derived from the industry indexes in table 5. Industries are allocated to stages of process based on inter-industry shipment patterns from the 1977 input/output relationships.

2/ All data are subject to revision 4 months after original publication. Data are not seasonally adjusted.

3/ Not available.

Digitized for FRASER
http://fraser.stlouisfed.org/
Federal Reserve Bank of St. Louis

Table 12. Producer price indexes and percent changes for net material inputs to industry stage of process and final demand

(June 1987 = 100)

Grouping 1/	Relative Importance Jun. 1990	Unadjusted Index 2/ May. 1990 2/	Aug. 1990 2/	Sep. 1990 2/	Unadjusted percent changes: 12 months ending Sep. 1990	3 months ending-- Dec. 1989	Mar. 1990	Jun. 1990	Sep. 1990	Aug. 1990 To Sep. 1990
Net material input to:										
Primary processors	100.000	109.5	121.6	131.7	19.6	1.3	0.4	-5.8	25.0	8.3
Foods and agricultural products	14.194	123.5	117.6	115.5	-1.8	-2.0	0.0	6.9	-6.2	-1.8
Crude food and agricultural products	7.276	131.4	122.7	119.5	0.8	-2.4	3.4	11.3	-10.2	-2.6
Processed foods	6.918	116.5	113.2	112.1	-4.1	-1.6	-3.1	2.5	-1.8	-1.0
Energy	32.770	97.3	129.2	153.5	54.0	5.7	0.3	-17.5	76.0	18.8
Goods less food and energy	53.036	116.2	116.3	117.9	0.8	-1.1	0.4	-0.2	1.6	1.4
Mining products less energy	1.590	99.5	100.3	100.7	-3.1	-4.4	-0.3	0.5	1.2	0.4
Nondurables less food and energy	32.763	114.9	114.4	116.2	0.4	-0.4	0.5	-0.8	1.1	1.6
Durables	18.683	120.1	121.5	122.6	1.7	-2.0	0.4	0.8	2.4	0.9
Semifinished processors	100.000	113.6	112.8	113.0	2.0	0.5	0.9	-0.2	0.7	0.2
Foods and agricultural products	28.822	112.9	108.5	106.7	1.9	2.9	1.8	-0.6	-2.0	-1.7
Crude food and agricultural products	26.832	112.8	108.1	106.1	2.0	3.3	2.0	-1.0	-2.1	-1.9
Processed foods	1.990	113.8	114.0	114.0	0.5	-3.2	0.1	4.0	-0.3	0.0
Energy	1.726	108.9	124.0	146.2	40.8	3.8	0.2	-2.4	38.8	17.9
Goods less food and energy	69.452	113.8	114.1	114.6	0.9	-0.6	0.6	0.1	0.8	0.4
Mining products less energy	0.959	108.0	108.5	108.7	2.9	0.2	1.6	0.5	0.6	0.2
Nondurables less food and energy	30.849	113.3	113.4	114.4	1.8	0.0	0.8	0.1	0.9	0.9
Durables	37.644	114.3	114.8	115.0	0.3	-1.0	0.4	0.1	0.8	0.2
Finished processors	100.000	111.0	110.9	111.0	1.9	0.9	0.8	0.0	0.2	0.1
Foods and agricultural products	12.979	115.6	113.5	111.5	2.1	4.9	1.1	-1.4	-2.4	-1.8
Crude food and agricultural products	4.310	110.7	107.2	104.6	0.1	11.3	1.9	-9.9	-2.1	-2.4
Processed foods	8.670	118.3	117.0	115.3	3.1	1.7	0.7	3.4	-2.6	-1.5
Energy	0.699	108.8	123.6	145.5	40.2	3.7	0.3	-2.5	38.3	17.7
Goods less food and energy	86.322	110.3	110.5	110.7	1.6	0.2	0.8	0.2	0.4	0.2
Mining products less energy	0.062	110.6	111.3	111.2	2.4	0.4	0.9	0.3	0.8	-0.1
Nondurables less food and energy	30.983	113.3	113.3	113.9	2.1	0.3	1.1	0.2	0.5	0.5
Durables	55.277	108.8	109.0	109.0	1.3	0.2	0.7	0.1	0.3	0.0
Final demand	100.000	112.0	113.9	115.1	6.3	1.6	1.4	0.8	2.4	1.1
Consumers	72.700	113.1	115.6	117.1	7.5	1.7	1.5	0.9	3.2	1.3
Foods and agricultural products	27.246	113.3	114.3	113.8	4.5	2.4	2.1	0.0	0.0	-0.4
Crude food and agricultural products	2.241	115.0	121.1	119.7	3.6	11.6	7.7	-15.8	2.4	-1.2
Processed foods	25.005	113.2	113.7	113.2	4.4	1.5	1.5	1.6	-0.3	-0.4
Energy	6.380	114.7	133.8	152.7	43.8	-2.3	4.3	5.0	34.3	14.1
Consumer goods less food and energy	39.073	112.7	113.5	113.6	3.8	1.9	0.6	1.0	0.3	0.1
Mining products less energy	0.003	108.2	109.3	110.0	2.7	0.7	0.0	0.8	1.1	0.6
Nondurables less food and energy	23.320	117.2	118.1	118.5	4.8	1.4	1.5	1.1	0.7	0.3
Durables	15.751	106.6	107.2	107.1	2.6	2.7	-0.5	0.7	-0.3	-0.1
Capital investment	27.300	109.1	109.6	109.8	3.0	1.3	0.7	0.6	0.4	0.2
Special groupings:										
Final demand less foods and agricultural products	72.754	111.5	113.7	115.5	6.9	1.4	1.0	1.1	3.3	1.6
Final demand less energy	93.594	111.8	112.6	112.5	3.8	1.8	1.2	0.5	0.2	-0.1
Final demand less food and energy	66.348	111.2	111.9	112.0	3.5	1.7	0.7	0.8	0.3	0.1
Consumer goods less energy 4/	91.224	112.9	113.8	113.7	4.1	2.1	1.3	0.5	0.2	-0.1
Consumer goods less foods and agricultural products 4/	62.522	113.0	116.3	119.1	9.4	1.4	1.2	1.5	5.0	2.4
Nondurable consumer goods less foods 4/	40.852	116.6	121.6	126.0	13.0	0.7	2.0	1.9	7.9	3.6

1/ Indexes in this table are derived from the product indexes in table 5. These indexes are composed of the goods used by the industries in each of the industry stage of process output indexes as shown by the 1977 input/output relationships. These material inputs include only domestic material input and do not include any imported materials which may be used.

2/ All data are subject to revision 4 months after original publication. Data are not seasonally adjusted.

3/ Not available.

4/ Percent of final input to consumers.

Digitized for FRASER
http://fraser.stlouisfed.org/
Federal Reserve Bank of St. Louis

Table 13. Experimental price indexes and percent changes for the computer industry

(October 1988=100)

industry and product	Industry/ product code	Unadjusted index		Unadjusted percent change				
				12 months ending	3 months ending--			
		Apr. 1990	July 1990	July 1990	Oct. 1989	Jan. 1990	Apr. 1990	July 1990
General purpose digital computers	3571	r 80.4	79.5	- 12.4	- 1.5	r- 6.3	r - 4.1	- 1.1
16-bit wordsize computers	3571-A	r 72.5	70.8	- 19.5	- 1.5	r- 7.7	r - 9.4	- 2.3
8000 and 80000 series microprocessor-based	3571-A11	r 72.2	70.6	- 19.7	- 1.5	r- 7.9	r - 9.5	- 2.2
Other 16-bit wordsize computers	3571-A12	97.6	94.4	- 6.6	- 4.2	.7	0	- 3.3
32-bit wordsize computers	3571-B	r 87.7	87.1	- 7.7	- 2.2	r- 4.9	r - .1	- .7
80000 series microprocessor-based	3571-B21	r 76.6	74.4	- 18.2	- 3.7	r-11.4	r - 1.2	- 2.9
68000 series microprocessor-based	3571-B22	r 87.5	87.5	- 7.6	- 3.9	r- 2.6	r - 1.2	- 0
Other 32-bit wordsize computers	3571-B23	r 94.8	94.7	- 1.7	0	r- 2.9	r 1.4	- .1
Greater than 32-bit wordsize computers	3571-C	r 84.8	84.5	- 6.6	- .4	r- 5.9	r 0	- .4

r = revised to reflect late reports and corrections by respondents.

Digitized for FRASER
http://fraser.stlouisfed.org/
Federal Reserve Bank of St. Louis

Technical Notes

Brief Explanation of Producer Price Indexes

Producer price indexes (PPI) measure average changes in prices received by domestic producers of commodities in all stages of processing. Most of the information used in calculating the indexes is obtained through the systematic sampling of nearly every industry in the manufacturing and mining sectors of the economy. The PPI program also includes some information from other sectors—agriculture, fishing, forestry, services, and gas and electricity. Because producer price indexes are designed to measure only the change in prices received for the output of domestic industries, imports are not included. The sample currently contains about 3,100 commodities and 75,000 quotations per month.

There are three primary systems of indexes within the PPI program: (1) Stage-of-processing indexes; (2) commodity indexes; and (3) indexes for the net output of industries and their products. The stage-of-processing structure (table 1) organizes products by class of buyer and degree of fabrication. The entire output of various industries is sampled to derive price indexes for the net output of industries and their products (table 5). The commodity structure (table 6) organizes products by similarity of end-use or material composition.

Within the stage-of-processing system, finished goods are commodities that will not undergo further processing and are ready for sale to the final demand user, either an individual consumer or business firm. Consumer foods include unprocessed foods such as eggs and fresh vegetables, as well as processed foods such as bakery products and meats. Other finished consumer goods include durable goods such as automobiles, household furniture, and appliances, and nondurable goods such as apparel and home heating oil. Capital equipment includes producer durable goods such as heavy motor trucks, tractors, and machine tools.

The stage-of-processing category for intermediate materials, supplies, and components consists partly of commodities that have been processed but require further processing. Examples of such semifinished goods include flour, cotton yarn, steel mill products, and lumber. The intermediate goods category also encompasses nondurable, physically complete items purchased by business firms as inputs for their operations. Examples include diesel fuel, belts and belting, paper boxes, and fertilizers.

Crude materials for further processing are products entering the market for the first time that have not been manufacturered or fabricated and that are not sold directly to consumers. Crude foodstuffs and feedstuffs include items such as grains and livestock. Examples of crude nonfood materials include raw cotton, crude petroleum, coal, hides and skins, and iron and steel scrap.

The illustration shows examples of how products are classified by stage of processing.

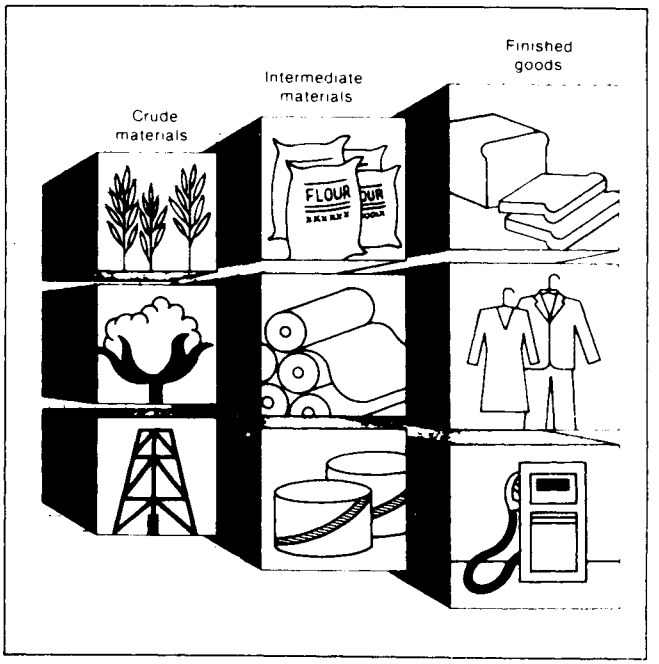

Producer price indexes for the net output of industries and their products are grouped according to the Standard Industrial Classification (SIC) and the Census product code extension of the SIC. Industry price indexes are compatible with other economic time series organized by SIC codes, such as data on employment, wages, and productivity. Table 4 lists indexes for the net output of major mining and manufacturing industry groups at the 2-digit level. Table 5 includes data for SIC industries and industry groups (2-,3-, and 4-digit levels); indexes for Census product classes (5- and 6-digit levels), products (7-digit level), and more detailed subproducts (9-digit level); and, for some industries, indexes for other sources of revenue.

Indexes may be represented by one to three kinds of product indexes. Every industry has primary product indexes to show changes in prices received by establishments classi-

Digitized for FRASER
http://fraser.stlouisfed.org/
Federal Reserve Bank of St. Louis

fied in the industry for products made primarily, but not always exclusively, within the industry. The industry classification of an establishment is determined by which products comprise a plurality of its total shipment value. In addition, some industries also may have secondary product indexes that show changes in prices received by establishments classified in the industry for products primary to some other industry. Finally, some industries have miscellaneous receipts indexes to show price changes in other sources of revenue received by establishments within the industry that are not derived from sales of their products, e.g., resales of purchased materials, or revenues from parking lots owned by a manufacturing plant.

Some product indexes published in table 5 correspond to 8-digit commodity indexes in table 6. In these cases, movement of the latter indexes are calculated on the basis of movements of their counterparts in table 5. Although most such indexes continue to be published in table 6 on a base period of 1982 = 100 or some later base, corresponding indexes in table 5 are published on a base of the month of their introduction. Even though index levels for corresponding items may differ, monthly percent changes will be identical. (See "Calculating Index Changes," below.)

Producer price indexes are based on selling prices reported by establishments of all sizes selected by probability sampling, with the probability of selection proportionate to size. Individual items and transaction terms from these firms are also chosen by probability proportionate to size. BLS strongly encourages cooperating companies to supply actual transaction prices at the time of shipment to minimize the use of list prices. Prices are normally reported by mail questionnaire for the Tuesday of the week containing the 13th.

Price data are provided on a voluntary and confidential basis; no one but sworn BLS employees are allowed access to individual company price reports. The Bureau publishes price indexes instead of unit dollar prices. All producer price indexes are routinely subject to revision once, 4 months after original publication, to reflect the availability of late reports and corrections by respondents.

Net output values of shipments are used as weights for industry indexes. Net output values refer to the value of shipments from establishments in one industry to establishments classified in another industry. However, weights for commodity price indexes are based on gross shipment values, including shipment values between establishments within the same industry. As a result, broad commodity grouping indexes such as the all commodities index are affected by the multiple counting of price change at successive stages of processing, which can lead to exaggerated or misleading signals about inflation. Stage-of-processing indexes partially correct this defect, but industry indexes consistently correct for this at all levels of aggregation. Therefore, industry and stage-of-processing indexes are more appropriate than broad commodity groupings for economic analysis of general price trends. Weights for most traditional commodity groupings of the PPI, as well as all indexes (such as stage-of-processing indexes) calculated from traditional commodity groupings, currently reflect 1982 values of shipments as reported in the Census of Manufactures and other sources. From January 1976 through December 1986, PPI weights were derived from 1972 shipment values. Industry indexes, which are based on the SIC system, continue to be calculated with 1977 net output weights.

Effective with publication of January 1988 data, many important PPI series (including all stage-of-processing groupings and most commodity groups and individual items) were placed on a new reference base, 1982 = 100, to coincide with the reference year of shipment weights. From 1971 through 1987, the standard reference base for most PPI series was 1967 = 100. Except for rounding differences, the shift to the new reference base did not alter previously published percent changes for affected PPI series. (See "Calculating Index Changes," below.) The new reference base is not used for indexes with a base later than December 1981, nor for indexes for the net output of industries and their products.

For further information on the underlying concepts and methodology of the Producer Price Index, see chapter 16, "Producer Prices," in *BLS Handbook of Methods* (1988), Bulletin 2285. Reprints are available from the Bureau of Labor Statistics on request (202-523-1221).

Calculating Index Changes

Movements of price indexes from one month to another are usually expressed as percent changes rather than as changes in index points because index point changes are affected by the level of the index in relation to its base period, while percent changes are not. The box shows the computation of index point and percent changes.

Index Point Change	
Finished Goods Price Index	107.5
Less previous index	104.0
Equals index point change	3.5
Index Percent change	
Index point change	3.5
Divided by the previous index	104.0
Equals	0.034
Result multiplied by 100	0.034 x 100
Equals percent change	3.4

Percent changes for 3-month and 6-month periods can be expressed as annual rates that are computed according to the standard formula for compound growth rates. These data indicate what the percent change would be if the rate for a given 3- or 6-month span were maintained for a 12-month period.

Each index measures price changes from a reference period which equals 100.0 (1982 or some later month). An increase of 5.5 percent from the reference period in the Finished

Digitized for FRASER
http://fraser.stlouisfed.org/
Federal Reserve Bank of St. Louis

Goods Price Index, for example, is shown as 105.5. This change can also be expressed in dollars as follows: "Prices received by domestic producers of a systematic sample of finished goods have risen from $100 in 1982 to $105.50 today." Likewise, a current index of 90.0 would indicate that prices received by producers of finished goods today are 10 percent lower than they were in 1982.

Seasonally Adjusted and Unadjusted Data

Because price data are used for different purposes by different groups, the Bureau of Labor Statistics publishes seasonally adjusted as well as unadjusted changes each month.

Seasonally adjusted data are preferred for analyzing general price trends in the economy because they eliminate the effect of changes that normally occur at about the same time and in about the same magnitude every year—such as price movements resulting from normal weather patterns, regular production and marketing cycles, model changeovers, seasonal discounts, and holidays. For these reasons, seasonally adjusted data more clearly reveal underlying cyclical trends.

Unadjusted data are of primary interest to users who need information which can be related to actual dollar values of transactions. Individuals requiring this information include marketing specialists, purchasing agents, budget and cost analysts, contract specialists, and commodity traders. It is the unadjusted data that are generally cited in escalating long-term contracts such as purchasing agreements or real estate leases. (See *Escalation and Producer Price Indexes: A Guide for Contracting Parties,* BLS Report 570, available on request from BLS.)

Seasonal factors used in computing seasonally adjusted indexes are derived from the X-11 Seasonal Adjustment Method. Annual updates replace the most recent 5 years of seasonal data, e.g., data from January 1983 through December 1987 were replaced at the beginning of 1988. Indexes for most broad commodity groupings and 8-digit individual commodities in table 6, as well as industry and Census product indexes in tables 4 and 5, do not undergo the seasonal adjustment process and, therefore, are published only as unadjusted data.

Some indexes are adjusted directly, independently of the seasonal movements of other more detailed series comprising the category in question. This is the case for all indexes in table 6 which are adjusted, as well as for certain basic stage-of-processing categories in table 1. Seasonal movements for most stage-of-processing indexes are derived indirectly by the aggregate method, which combines seasonal movements of the basic stage-of-processing categories with those of a wide variety of food and certain other subproduct class (6-digit level) series.

Direct seasonal adjustment produces a more complete elimination of seasonal movements than the aggregative method does. However, the direct seasonal adjustment process does not yield figures that possess additive consistency. Thus, a seasonally adjusted index for a broad category that is directly adjusted may not be logically consistent with all seasonally adjusted indexes for its components. Seasonally adjusted data can also become problematic when previously stable and predictable timing patterns of pricing behavior abruptly change. If the new timing pattern persists, the seasonal adjustment method will eventually reflect it adequately; if these patterns keep shifting, however, seasonally adjusted data will be chronically troublesome. This problem occurs relatively infrequently for farm and food-related products but has more often affected manufactured products such as automobiles and steel.

For more information, see "Appendix A: Seasonal Adjustment Methodology at BLS," *in BLS Handbook of Methods* (1988), Bulletin 2285.

Digitized for FRASER
http://fraser.stlouisfed.org/
Federal Reserve Bank of St. Louis

Bureau of Labor Statistics
Regional Offices

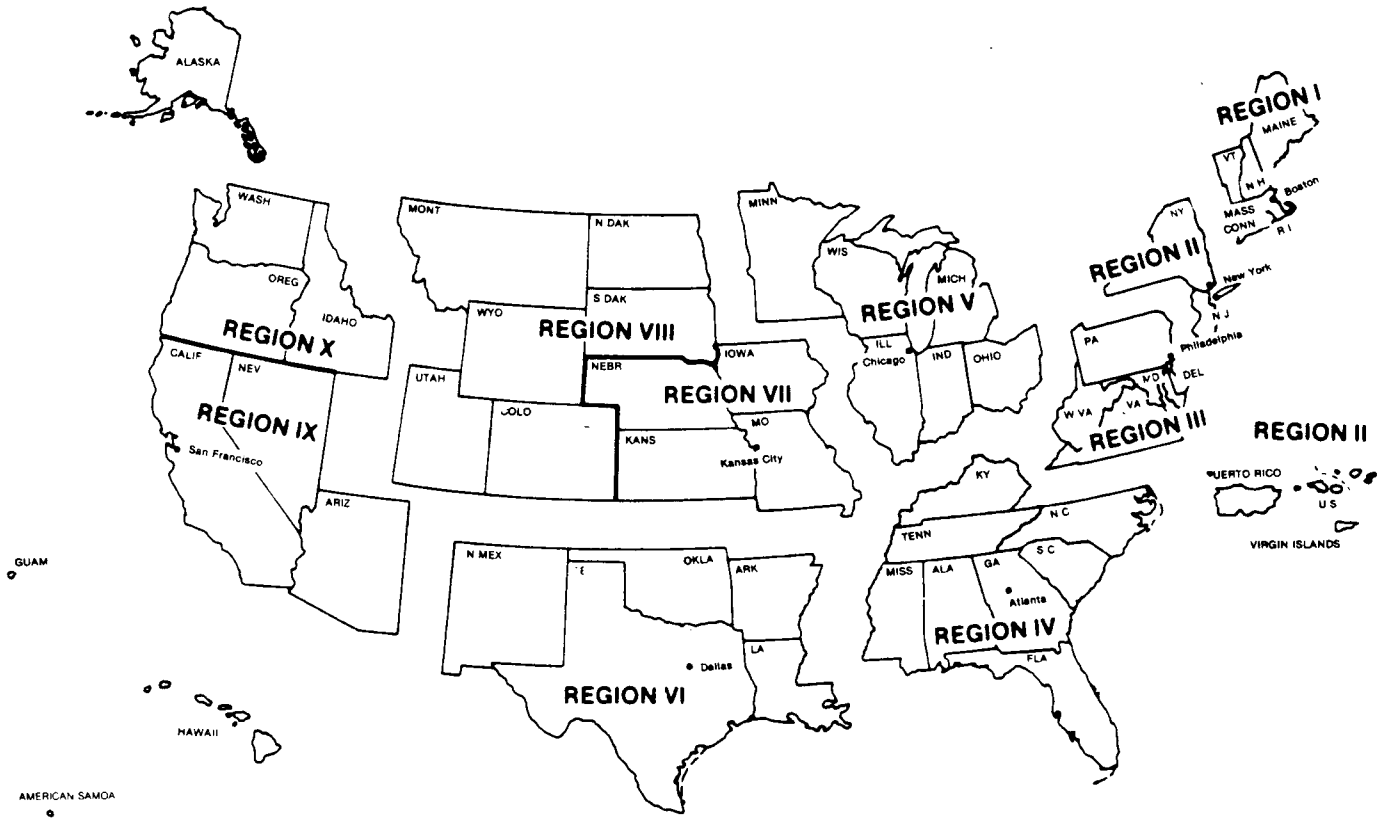

Region I
1 Congress Street, 10th Floor
Boston, MA 02114
Phone: (617) 565-2327

Region II
Room 808
201 Varick Street
New York, NY 10014
Phone: (212) 337-2400

Region III
3535 Market Street
P.O. Box 13309
Philadelphia, PA 19101
Phone: (215) 596-1154

Region IV
1371 Peachtree Street, N.E.
Atlanta, GA 30367
Phone: (404) 347-4416

Region V
9th Floor
Federal Office Building
230 S. Dearborn Street
Chicago, IL 60604
Phone: (312) 353-1880

Region VI
Federal Building
525 Griffin Street, Room 221
Dallas, TX 75202
Phone: (214) 767-6970

Regions VII and VIII
911 Walnut Street
Kansas City, MO 64106
Phone: (816) 426-2481

Regions IX and X
71 Stevenson Street
P.O. Box 193766
San Francisco, CA 94119
Phone: (415) 744-6600

Digitized for FRASER
http://fraser.stlouisfed.org/
Federal Reserve Bank of St. Louis