


Producer Prices and Price Indexes Data for May 1981



U.S. Department of Labor
Bureau of Labor Statistics





U.S. DEPARTMENT OF LABOR
Raymond J. Donovan, Secretary

BUREAU OF LABOR STATISTICS
Janet L. Norwood, Commissioner

OFFICE OF PRICES AND LIVING CONDITIONS
W. John Layng, Associate Commissioner

Producer Prices and Price Indexes is a monthly report on producer price movements including text, tables, and technical notes. An annual supplement contains monthly data for the calendar year, annual averages, and information on weights and changes in the sample. A subscription may be ordered from the Superintendent of Documents, U.S. Government Printing Office, Washington, D.C. 20402.

Subscription price:

\$18 a year domestic (includes
supplement)

\$4.50 additional foreign

Single copy \$2.75

Supplement \$3.00

The Secretary of Labor has determined that the publication of this periodical is necessary in the transaction of the public business required by law of this Department. Use of funds for printing this periodical has been approved by the Director of the Office of Management and Budget through July 1983. Controlled circulation postage paid at Riverdale, Md. Material in this publication is in the public domain and may be reproduced without permission of the Federal Government. Please credit the Bureau of Labor Statistics.

Library of Congress
Catalog Number L53-140
(ISSN 0161-7311)

July 1981

Producer Prices and Price Indexes Data for May 1981

Contents

	<i>Page</i>		<i>Page</i>
Price movements, May 1981	1	6. Producer prices and price indexes for commodity groupings and individual items	35
New base for producer price indexes.....	4	7. Producer prices and price indexes for refined petroleum products by region	71
Charts:		8. Producer price indexes for bituminous coal by region	72
1. Finished Goods Price Index and its components, 1971-81, 3-month annual rates of change.....	5	9. Producer price indexes for special commodity groupings	73
2. Intermediate Materials Price Index and its components, 1971-81, 3-month annual rates of change.....	6	10. Producer price indexes: Changes in commodity specifications, May 1981.....	73
3. Crude Materials Price Index and its components, 1971-81, 3-month annual rates of change.....	7	11. Producer price indexes for the output of selected SIC industries.....	74
Tables:		12. Percent changes in producer price indexes for the output of selected SIC industries	76
1. Producer price indexes and percent changes by stage of processing.....	8	13. Producer price indexes for the output of selected census product classes.....	78
2. Producer price indexes and percent changes for selected commodity groupings by stage of processing	9	14. Price indexes and percent changes for total railroad freight and selected STCC groups.....	85
3. Producer price indexes and percent changes for selected stage-of-processing groupings, seasonally adjusted.....	12	15. Producer price indexes and percent changes for selected telephone services	85
4. Producer price indexes for the net output of selected industries and their products	13	Technical notes.....	86
5. Producer price indexes by durability of product.....	34		

Price Movements

May 1981

The Producer Price Index for Finished Goods moved up 0.4 percent on a seasonally adjusted basis from April to May. This was considerably less than in either March or April. Prices for intermediate materials rose 0.5 percent, much less than in most recent months. Crude material prices moved down 0.5 percent, following a 1.5 percent advance in April and a 1.3 percent drop in March (table A).

The May slowdown in the Finished Goods Price Index was due to a decline in the index for finished energy goods and a moderation in advances for consumer non-durables other than foods and energy. The 0.5 percent drop in finished energy prices was the first decrease since February 1978. Consumer food prices were unchanged for the second consecutive month. Capital equipment prices, however, continued to rise rapidly.

Before seasonal adjustment, the Producer Price Index for Finished Goods moved up 0.4 percent to 268.9

(1967 = 100). From May 1980 to May 1981, this index rose 10.5 percent. The finished energy goods index was 19.1 percent higher over the year, the consumer foods index and the index for finished consumer goods other than foods and energy both rose 8.7 percent, and capital equipment prices increased 10.9 percent. The Producer Price Index for intermediate goods rose 10.7 percent since May 1980, and crude material prices were 15.2 percent higher than a year ago.

Finished goods

Finished consumer goods. The Producer Price Index for finished consumer goods moved up 0.2 percent in May, the smallest monthly increase since the summer of 1978. Prices for finished energy goods fell 0.5 percent, after rising very rapidly in the previous 6 months. Gasoline prices declined 1.8 percent and the index for home

Table A. Percent changes from preceding month in selected stage-of-processing price indexes, seasonally adjusted¹

Month	Finished goods			Intermediate goods			Crude goods		
	Total	Consumer foods	Other	Total	Foods and feeds ²	Other	Total	Food-stuffs and feed-stuffs	Other
1980:									
May	0.5	0.4	0.5	0.6	4.8	0.4	1.1	1.8	0
June8	.6	.9	.7	.5	.8	.8	1.7	-.4
July	1.7	3.7	1.1	.9	4.1	.7	5.3	7.5	2.4
August	1.2	2.7	.7	1.0	6.0	.7	4.6	6.1	2.4
September3	.5	.2	.5	.7	.5	1.4	.7	2.3
October9	.7	1.1	.8	5.2	.6	1.7	1.5	1.9
November7	.3	.8	.9	1.5	.9	1.1	.2	2.4
December4	0	.4	1.1	-5.6	1.6	-8	-2.6	1.8
1981:									
January	^r 1.2	^r .1	^r 1.5	^r 1.3	^r .2	^r 1.4	^r .2	-1.1	^r 2.0
February	^r .4	^r -.8	^r .8	^r .2	^r -3.7	^r .4	^r .8	-3.3	^r 6.3
March	1.3	.8	1.4	1.1	-2.6	1.3	-1.3	-2.0	-.4
April8	0	1.0	1.1	.5	1.1	1.5	1.5	1.4
May4	0	.5	.5	-.2	.6	-5	-2.2	1.5

¹ Data for January 1981 have been revised to reflect the availability of late reports and corrections by respondents. For this reason, some of the figures shown above and elsewhere in this report may differ from those previously reported.

² Intermediate materials for food manufacturing and feeds.

^r = revised.

Because of a correction for January 1981 revised data implemented after the release of data for May 1981, January figures reported in the May 1981 News Release may be incorrect. The January 1981 revised data in this table are correct.

Table B. Percent changes in finished goods price indexes, selected periods¹

Month	Changes from preceding month, seasonally adjusted						Changes in finished goods from 12 months ago (unadjusted)
	Finished goods	Capital equipment	Finished consumer goods	Finished consumer goods excluding foods			
				Total	Durables	Nondurables	
1980:							
May	0.5	0.3	0.5	0.5	0.1	0.7	13.5
June8	.7	.9	1.0	1.5	.7	13.8
July	1.7	1.2	1.9	1.0	1.5	.8	14.6
August	1.2	1.0	1.2	.6	.8	.5	14.8
September3	.1	.3	.2	-.1	.4	13.1
October9	1.7	.8	.8	1.5	.4	13.1
November7	.6	.7	.9	.5	1.2	12.4
December4	.4	.3	.4	-.2	.9	11.8
1981:							
January	r 1.2	r 1.2	1.2	r 1.6	.3	r 2.2	r 11.3
February	r .4	r .8	r .3	r .8	0	r 1.3	10.4
March	1.3	.7	1.4	1.6	.1	2.4	10.5
April8	.9	.8	1.1	.7	1.2	10.6
May4	.9	.2	.3	1.0	.1	10.5

¹ Data for January 1981 have been revised to reflect the availability of late reports and corrections by respondents. For this reason, some of the figures shown above and elsewhere in this report may differ from those previously reported. r = revised.

Because of a correction for January 1981 revised data implemented after the release of data for May 1981, January figures reported in the May 1981 News Release may be incorrect. The January 1981 revised data in this table are correct.

heating oil decreased 1.2 percent. On the other hand, the natural gas index rose more rapidly than in recent months.

The index for finished consumer goods other than foods and energy rose 0.6 percent, compared with a 0.9 percent increase in April. The passenger car index rose 1.2 percent, following a 1.4 percent advance in April. Price increases slowed markedly for books, soaps and detergents, household furniture, and alcoholic beverages. Prices for tobacco products, plastic dinnerware and tableware, and electric lamps and bulbs were unchanged, following substantial advances in the previous month. In contrast, prices for luggage and floor coverings moved up more than in April.

The index for finished consumer foods was unchanged for the second consecutive month. This index showed virtually no net change over the last 6 months. Decreases occurred for fresh and dried vegetables, pork, eggs, refined sugar, roasted coffee, vegetable oil end products, and milled rice. On the other hand, advances were registered for processed poultry, fish, soft drinks, and whole black pepper. Prices for beef and veal edged up, after declining at a rate of 22.7 percent in the 6 months ended in April.

Capital equipment. The Producer Price Index for capital equipment rose 0.9 percent, the same as in April. Price increases for heavy motor trucks accelerated con-

siderably. Increases also occurred for most other capital goods; some of the largest advances were for agricultural machinery, construction machinery, chemical industry machinery, and commercial furniture.

Intermediate materials

The Producer Price Index for Intermediate Materials, Supplies, and Components rose 0.5 percent seasonally adjusted from April to May, considerably less than in most recent months. Although price moderation was exhibited by a wide variety of goods, large increases continued for some products, particularly those derived from petroleum.

The index for intermediate materials less foods and energy registered a 0.7 percent advance, following a 1.0 percent jump in the previous month. The sharpest slowdown within this grouping occurred for the construction materials index, which rose 0.6 percent compared with a 1.5 percent rise in April. Prices edged down after surging in the prior month for plywood, fabricated structural metal products, asphalt roofing, bituminous paving materials, valves and fittings, and switchgear and switchboards. On the other hand, large advances occurred for softwood lumber, heating equipment, building paper and board, structural clay products, and gypsum products.

The index for nondurable manufacturing materials

rose 0.7 percent, less than in April but the same as in March. Prices for leather and inedible fats and oils turned down following advances in the previous month, and finished fabrics and plastic resins moved up only slightly after much larger advances in April. On the other hand, large increases were recorded for industrial chemicals, synthetic fibers, processed yarns, paint materials, paperboard, synthetic rubber, nitrogenates, and phosphates. Many of these advances reflected the pass-through of the substantial rise in crude petroleum prices earlier in the year.

The durable manufacturing materials index moved up 1.2 percent, the same as a month earlier. Prices advanced for nonferrous mill shapes, jewelers' materials, and primary zinc, copper, and gold. Tin and silver prices continued to fall, however, and prices for lead turned down following a 2-month upsurge.

Price movements for manufacturing components were generally moderate; however, prices advanced sharply for foundry and forge shop products and fluid power equipment. Among other intermediate goods, there were increases for some plastic products, while prices for explosives turned down following a steep April rise.

The intermediate energy goods index edged up; in contrast, these prices had climbed a 37.4 percent annual rate during the 6 preceding months. Diesel fuel and liquefied petroleum gas prices turned down following large increases in April. Residual fuel prices declined for the second consecutive month, and commercial jet fuel increases decelerated markedly. However, coke and lubricating oil material prices rose sharply. Electric power prices also continued to rise.

The intermediate foods and feeds index edged down 0.2 percent. Sharp decreases were registered for refined

sugar used in food manufacturing, flour, and crude vegetable oils. In contrast, prices advanced substantially for feeds and animal fats and oils.

Crude materials

The Producer Price Index for Crude Materials for Further Processing decreased 0.5 percent in May on a seasonally adjusted basis, after increasing 1.5 percent in April. The index for crude foodstuffs and feedstuffs declined 2.2 percent, following a 1.5 percent rise in April and sharp decreases in each of the 4 months before that. Green coffee prices, which had been stable for several months, moved down almost 24 percent. Prices for raw cane sugar declined 18.4 percent, even more than in each of the preceding 3 months. Prices for cattle, hogs, wheat, and corn fell after turning up in April. Cocoa bean prices also decreased markedly after rising for 4 consecutive months. On the other hand, prices for live poultry turned up for the first time this year, and hay prices increased rapidly. Oilseed prices also rose, but much less than in April.

The index for crude nonfood materials other than energy moved up 3.2 percent, about the same as in April. Price increases for iron and steel scrap accelerated, and prices for nonferrous scrap and natural rubber turned up after falling for several months. Prices for sand and gravel, leaf tobacco, and potash also advanced. On the other hand, prices for raw cotton turned down sharply, and cattlehide prices decreased more than in April.

The crude energy materials index moved up 0.8 percent, slightly more than in April. Natural gas prices rose 3.5 percent, considerably more than in any recent month, but crude petroleum and coal prices edged down.

New Base for Producer Price Indexes

Beginning with the release of January 1982 data in February 1982, most Producer Price Indexes will shift to a new base year. All indexes currently expressed on a base of 1967 = 100, or any other base through December 1976, will be rebased to 1977 = 100. Only indexes with a base later than December 1976 will keep their current base. Rebasings of PPI data is part of a comprehensive rebasing of indexes published by the Federal Government. (See Technical Note, "Federal agencies updating base year of indexes to 1977," in the February 1981 issue of *Monthly Labor Review*.) The last rebasing of PPI data occurred in January 1971, when the current 1967 base was substituted for the former 1957-59 base.

Historical data for each PPI series on the new base will be available from BLS on request.

To convert any continuous index series on the 1967 base to a new continuous series on the 1977 base, divide each index value on the former base by the index value for the new base period and multiply by 100. For example, the August 1980 index for steel mill products was 301.0 (1967 = 100). To convert that index to a base of

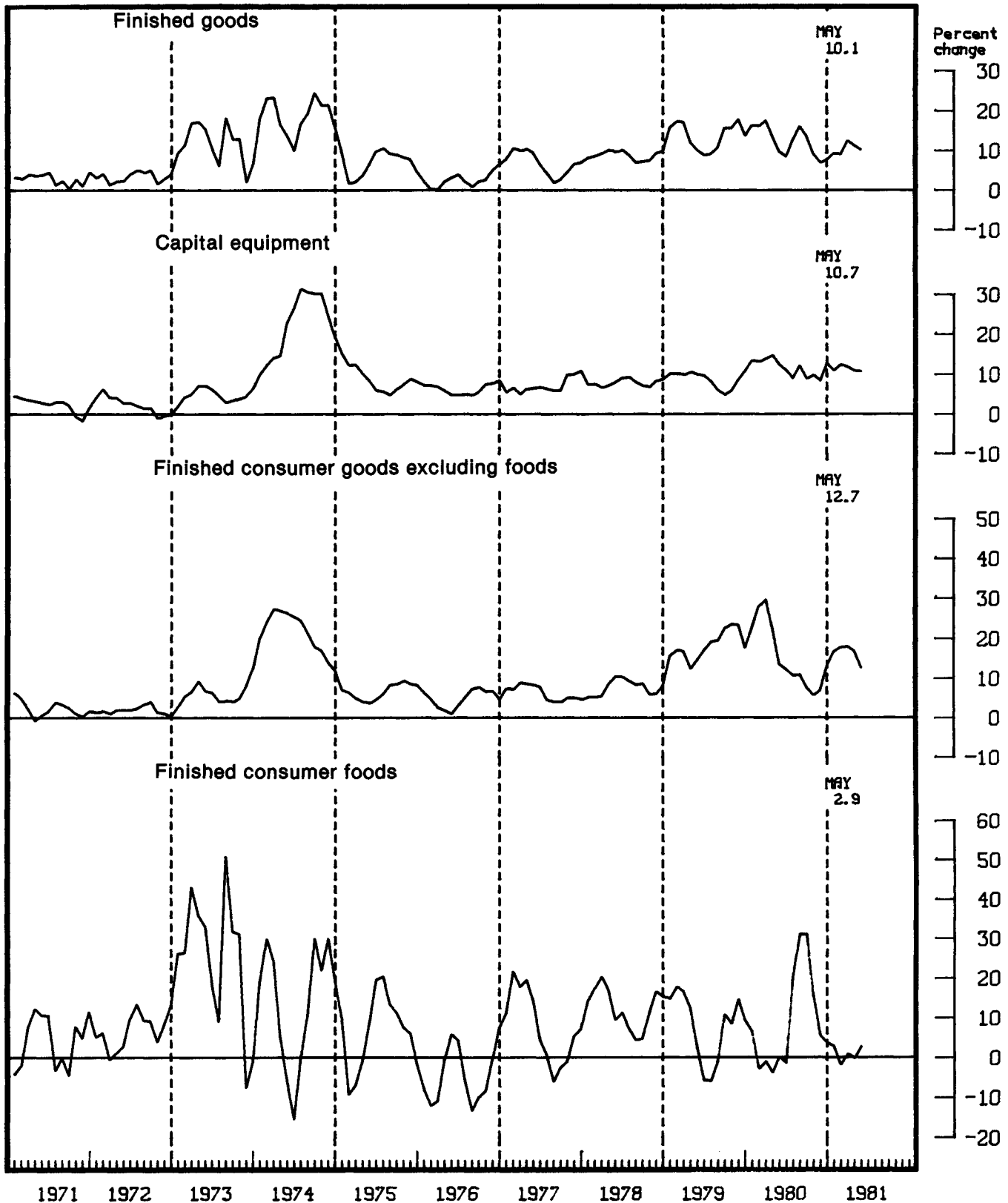
1977 = 100, divide 301.0 by the 1977 annual average for steel mill products on a 1967 = 100 base, which was 229.9. The August 1980 index for steel mill products on a base of 1977 = 100 thus becomes:

$$(301.0/229.9) \times 100 = 130.9$$

Rebasing an index does not affect the calculation of percent changes over time, except for possible rounding differences, so long as all calculations are performed with indexes expressed on the same base. Long-term business contracts with escalation clauses which make changes in selling or buying prices dependent on percent changes in specified PPI series should, therefore, not be substantively affected by the rebasing next year. However, contracts with escalation clauses which make price changes dependent on changes in index points may be greatly affected by rebasing. (See *Escalation and Producer Price Indexes: A Guide for Contracting Parties*, BLS Report 570, available on request.)

Chart 1. Finished Goods Price Index and Its components, 1971-81, 3-month annual rates of change

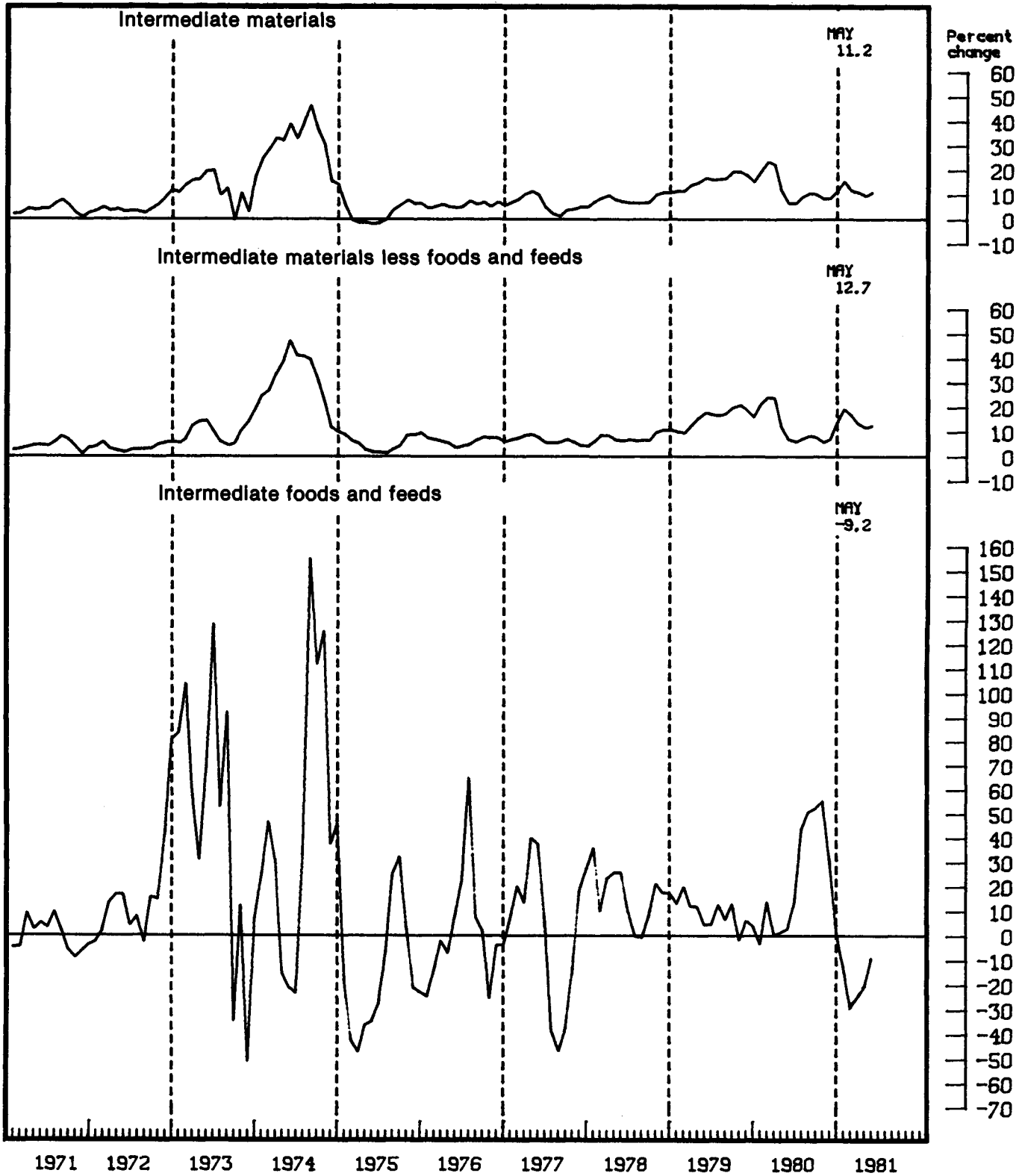
(Seasonally adjusted)



SOURCE: Bureau of Labor Statistics

Chart 2. Intermediate Materials Price Index and Its components, 1971-81, 3-month annual rates of change

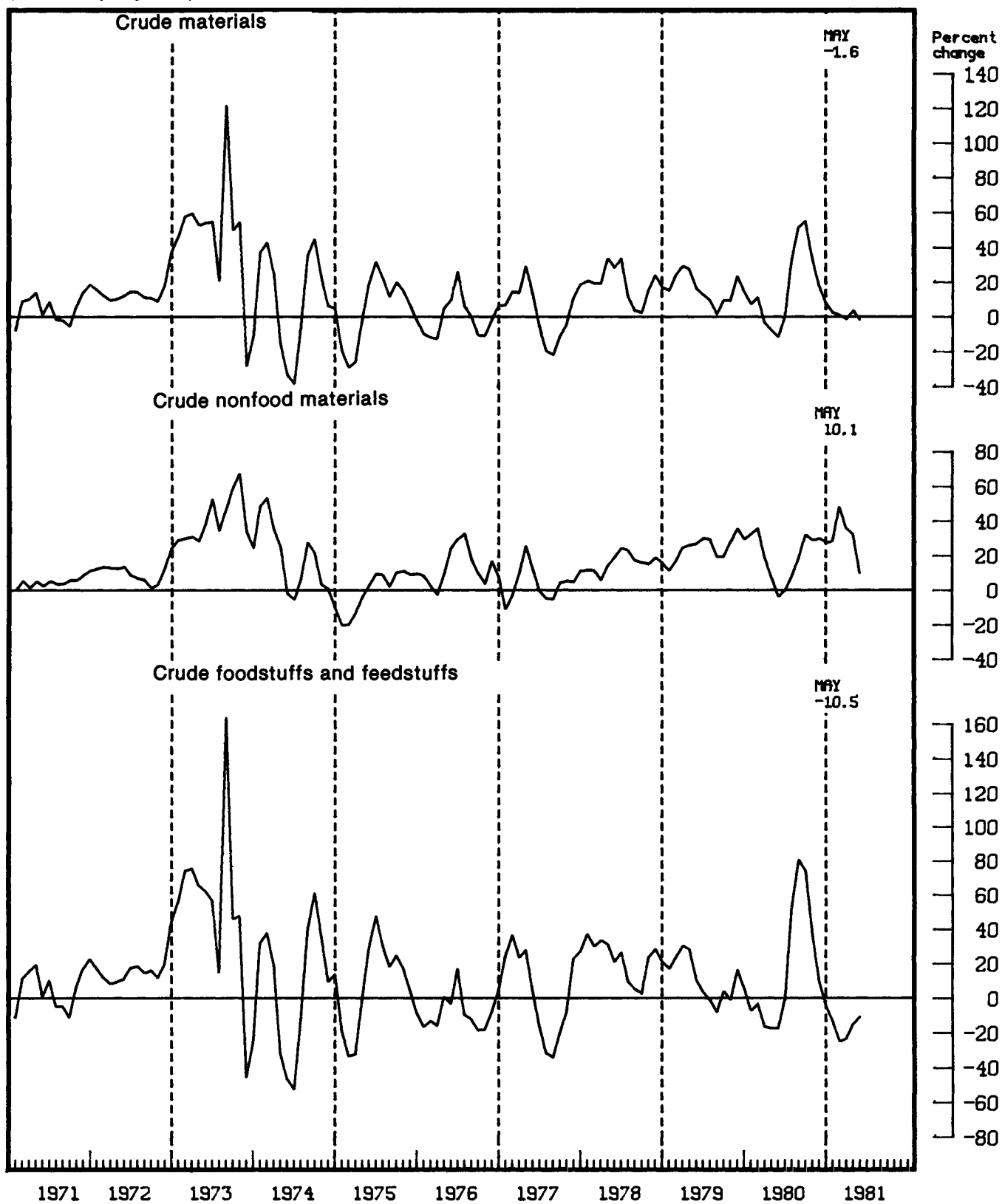
(Seasonally adjusted)



SOURCE: Bureau of Labor Statistics

Chart 3. Crude Materials Price Index and its components, 1971-81, 3-month annual rates of change

(Seasonally adjusted)



SOURCE: Bureau of Labor Statistics

Table 1. Producer price indexes and percent changes by stage of processing

(1967 = 100)

Grouping	Relative importance	Unadjusted index			Unadjusted percent change to May 1981 from:		Seasonally adjusted percent change from:		
		Dec. 1980 1/	Jan. 1981 2/	Apr. 1981 2/	May 1981 2/	May 1980	Apr. 1981	Feb. to Mar.	Mar. to Apr.
Finished goods.....	100.000	260.9	267.7	268.9	10.5	0.4	1.3	0.8	0.4
Finished consumer goods.....	79.671	262.5	269.6	270.6	10.4	.4	1.4	.8	.2
Finished consumer goods.....	23.053	251.0	251.5	252.0	8.7	.2	.8	0	0
Crude.....	1.972	257.9	278.8	262.3	14.5	-5.9	8.2	-1.4	-2.5
Processed.....	21.080	248.4	247.0	249.1	8.2	.9	1.1	.2	.2
Finished consumer goods, excluding foods.....	56.618	265.1	275.1	276.1	10.9	.4	1.6	1.1	.3
Nondurable goods less foods.....	37.125	302.7	318.8	319.6	12.5	.3	2.4	1.2	.1
Durable goods.....	19.494	214.9	216.2	217.7	7.8	.7	.1	.7	1.0
Capital equipment.....	20.329	254.6	260.5	262.6	10.9	.8	.7	.9	.9
Manufacturing industries.....	6.245	270.3	276.7	279.4	10.6	1.0	.8	.6	1.0
Nonmanufacturing industries.....	14.083	245.8	251.4	253.2	11.1	.7	.7	1.1	.8
Intermediate materials, supplies, and components.....	100.000	296.1	305.4	306.6	10.7	.4	1.1	1.1	.5
Materials and components for manufacturing.....	52.795	279.6	283.9	285.0	8.6	.4	.3	.6	.6
Materials for food manufacturing.....	4.604	280.7	264.0	260.3	2.0	-1.4	-2.3	-1.1	-1.9
Materials for nondurable manufacturing.....	16.499	274.0	283.8	286.6	10.1	1.0	.7	1.0	.7
Materials for durable manufacturing.....	15.947	306.9	310.2	311.1	5.8	.3	.3	1.2	1.2
Components for manufacturing 3/.....	16.146	250.3	255.2	256.0	11.8	.5	.7	.7	.3
Materials and components for construction.....	15.358	279.2	287.7	288.3	8.7	.2	.9	1.5	.6
Processed fuels and lubricants.....	14.845	551.9	607.0	608.7	22.2	.3	4.3	1.3	.2
Manufacturing industries.....	5.890	469.5	506.9	510.9	21.4	.8	3.2	.8	.5
Nonmanufacturing industries.....	8.955	624.7	695.2	695.0	22.8	0	4.9	1.7	.1
Containers.....	4.161	264.6	274.2	276.0	8.5	.7	.5	.5	1.0
Supplies.....	12.841	257.8	262.1	263.8	9.9	.6	.1	1.4	1.2
Manufacturing industries 3/.....	3.897	242.5	250.3	251.7	9.2	.6	.9	1.5	.6
Nonmanufacturing industries.....	8.944	265.7	268.4	270.1	10.2	.6	.2	1.4	1.4
Feeds.....	1.846	252.0	239.5	243.2	17.2	1.5	-3.5	4.9	3.8
Other supplies 3/.....	7.098	265.6	272.4	273.6	8.6	.4	.9	.9	.4
Crude materials for further processing.....	100.000	328.0	335.2	333.2	15.2	-.6	-1.3	1.5	-.5
Foodstuffs and feedstuffs.....	57.736	270.7	263.4	260.6	7.2	-1.1	-2.0	1.5	-2.2
Nonfood materials.....	42.264	450.1	488.8	488.6	26.1	0	-.4	1.4	1.5
Nonfood materials except fuel 4/.....	30.747	391.0	432.7	428.6	28.6	-.9	-.9	1.2	1.1
Manufacturing 5/.....	28.926	405.1	450.4	445.7	29.6	-1.0	-1.0	1.3	1.1
Construction.....	1.821	254.8	262.3	263.4	13.1	.4	.8	.6	.9
Crude fuel 3/ 5/.....	11.517	677.4	697.2	715.3	19.2	2.6	.9	1.8	2.6
Manufacturing industries 3/.....	6.017	771.9	795.9	819.7	22.3	3.0	1.1	1.9	3.0
Nonmanufacturing industries 3/.....	5.499	614.9	631.6	645.2	16.1	2.2	.8	1.6	2.2
Special groupings									
Finished goods, excluding foods.....	6/ 76.947	262.4	271.2	272.6	11.0	.5	1.4	1.0	.5
Intermediate materials less foods and feeds.....	7/ 93.550	298.0	309.0	310.5	11.1	.5	1.3	1.1	.6
Intermediate foods and feeds.....	7/ 6.450	270.9	255.6	254.1	6.0	-.6	-2.6	.5	-.2
Crude materials less agricultural products 4/ 8/.....	9/ 38.617	504.0	551.9	552.8	28.5	.2	-.5	1.4	1.8
Finished energy goods.....	6/ 11.969	758.1	848.4	848.5	19.1	0	6.1	1.6	-.5
Finished goods less energy.....	6/ 88.031	233.8	237.0	238.1	9.3	.5	.6	.7	.5
Finished consumer goods less energy.....	6/ 67.702	228.7	231.3	232.1	8.8	.3	.5	.6	.3
Finished goods less foods and energy.....	6/ 64.978	228.2	232.3	233.6	9.5	.6	.5	1.0	.6
Finished consumer goods less foods and energy.....	6/ 44.649	214.4	217.7	218.7	8.7	.5	.4	.9	.6
Consumer nondurable goods less foods and energy.....	6/ 25.156	201.9	206.5	207.1	9.2	.3	.5	1.0	.3
Intermediate energy goods.....	7/ 16.210	532.0	583.3	586.0	21.8	.5	4.3	1.6	.2
Intermediate materials less energy.....	7/ 83.790	278.3	283.4	284.6	8.7	.4	.4	1.0	.7
Intermediate materials less foods and energy.....	7/ 77.340	274.3	280.9	282.3	8.9	.5	.6	1.0	.7
Crude energy materials 3/ 4/.....	9/ 26.800	696.0	782.5	788.6	38.2	.8	.3	.6	.8
Crude materials less energy.....	9/ 73.200	266.0	261.1	257.9	7.0	-1.2	-2.1	1.9	-1.0
Crude nonfood materials less energy 5/.....	9/ 15.464	274.1	278.1	273.1	6.2	-1.8	-2.1	3.0	3.2

¹ Comprehensive relative importance figures are computed once each year in December.

² Data for January 1981 have been revised to reflect the availability of late reports and corrections by respondents. All data are subject to revision 4 months after original publication.

³ Not seasonally adjusted.

⁴ Includes crude petroleum.

⁵ Excludes crude petroleum.

⁶ Percent of total finished goods.

⁷ Percent of total intermediate materials.

⁸ Formerly titled "Crude materials for further processing, excluding crude foodstuffs and feedstuffs, plant and animal fibers, oilseeds, and leaf tobacco."

⁹ Percent of total crude materials.

NOTE: Relative importance figures have been revised to reflect revisions in December 1980 indexes.

Because of a correction for January 1981 revised data implemented after the release of data for May 1981, January 1981 figures reported in the May 1981 News Release may be incorrect. The January 1981 revised data in this table are correct.

Table 2. Producer price indexes and percent changes for selected commodity groupings by stage of processing

(1967 = 100 unless otherwise indicated)

Commodity code	Grouping	Relative importance	Unadjusted index		Unadjusted percent change to May 1981 from:		Seasonally adjusted percent change from:			
			Dec. 1980 1/	Apr. 1981 2/	May 1981 2/	May 1980	Apr. 1981	Feb. to Mar.	Mar. to Apr.	Apr. to May
	FINISHED GOODS.....	100.00	267.7	268.9	10.5	0.4	1.3	0.8	0.4	
	FINISHED CONSUMER GOODS.....	79.671	269.6	270.6	10.4	.4	1.4	.8	.2	
	FINISHED CONSUMER FOODS.....	23.053	251.5	252.0	8.7	.2	.8	0	0	
01-11	Fresh fruits.....	.455	221.3	227.7	-6.8	2.9	1.8	2.1	.3	
01-13	Fresh and dried vegetables.....	.719	317.0	291.2	30.6	-8.1	19.4	-11.2	-5.8	
01-7	Eggs.....	.467	196.2	165.0	17.4	-15.9	-4.1	19.0	-7.1	
02-11	Bakery products.....	2.258	264.1	265.4	7.5	.5	.3	.8	.8	
02-12-02	Flour base mixes and doughs.....	.170	236.9	236.3	6.2	-.3	-.6	2.5	.8	
02-13	Milled rice.....	.066	301.0	300.4	18.0	-.2	2.6	-4.7	-2.7	
02-14	Other cereals.....	.439	271.4	280.3	12.7	3.3	.4	-.6	3.7	
02-21-01	Beef and veal.....	2.780	248.6	251.9	-1.1	3.0	-2.0	-.2	-.3	
02-21-04	Pork.....	1.487	200.3	203.8	24.5	1.7	2.6	6.9	-2.3	
02-22	Processed poultry.....	.763	188.1	197.5	19.1	5.0	-.9	-6.9	8.4	
02-23	Fish.....	.958	387.1	386.4	8.9	-.2	4.0	.1	1.3	
02-3	Dairy products.....	2.517	245.8	245.0	7.2	-.3	-.2	-.6	.4	
02-4	Processed fruits and vegetables.....	1.472	258.7	260.1	15.4	.5	3.3	2.8	.7	
02-53-01	Refined sugar, consumer size packages (Dec. 1977=100) 3/.....	.223	166.6	149.6	-32.5	-10.2	-15.3	-8.1	-10.2	
02-55	Confectionery and products (Dec. 1977=100) 3/.....	.879	120.7	119.4	5.4	-1.1	0	0	-1.1	
02-62	Soft drinks 3/.....	1.557	290.8	294.6	14.4	1.3	0	0	1.3	
02-63-01 3/	Roasted coffee.....	.824	325.7	325.7	-13.9	0	-.3	-1.3	-1.4	
02-74	Vegetable oil and products.....	.363	241.6	238.6	4.6	-1.2	-1.6	-.5	-1.7	
02-8	Miscellaneous processed foods 3/.....	2.344	249.9	251.1	12.2	.5	.5	.3	.5	
	FINISHED CONSUMER GOODS EXCLUDING FOODS.....	56.618	275.1	276.1	10.9	.4	1.6	1.1	.3	
02-61	Alcoholic beverages 3/.....	1.684	188.1	188.9	9.2	.4	.6	.9	.4	
03-81	Apparel.....	5.283	182.1	182.4	7.2	.2	.6	.9	.6	
03-82	Textile housefurnishings 3/.....	.745	226.3	231.1	14.1	2.1	0	.4	2.1	
04-3	Footwear.....	1.055	241.1	241.1	4.0	0	-.5	.1	-.1	
04-41	Luggage and small leather goods.....	.302	196.3	202.6	17.4	3.2	4.2	.6	2.2	
05-31	Natural gas 3/.....	2.180	999.4	1034.5	26.8	3.5	1.3	2.0	3.5	
05-71	Gasoline.....	6.803	752.0	747.6	16.1	-.6	7.5	1.3	-1.8	
05-73-02-01	Fuel oil No. 2 (Feb. 1973=100).....	1.692	903.9	889.0	27.6	-1.6	9.0	1.7	-1.2	
05-76	Finished lubricants 3/.....	.191	340.5	341.8	11.2	.4	1.2	1.6	.4	
06-35	Pharmaceutical preparations, ethical (Prescription).....	.675	169.3	170.1	11.4	.5	1.6	1.3	.8	
06-36	Pharmaceutical preparations, proprietary (Over-the-counter).....	.326	224.7	229.1	12.9	2.0	-.2	1.2	2.1	
06-71	Soaps and synthetic detergents 3/.....	.686	238.5	238.7	11.6	.1	3.1	1.3	.1	
06-75	Cosmetics and other toilet preparations.....	.982	208.9	207.5	8.8	-.7	-2.2	.9	-.6	
07-12	Tires and tubes.....	.722	250.3	250.8	7.5	.2	1.7	1.0	.4	
07-13-01	Rubber footwear.....	.193	219.2	219.2	5.8	0	.6	.3	.5	
07-27	Disposable plastic dinnerware and tableware (June 1978=100) 3/.....	.185	136.5	136.5	.2	0	.1	2.9	0	
07-28	Consumer and commercial plastics, not elsewhere classified (June 1978=100) 3/.....	.366	127.2	127.4	8.2	.2	1.5	.7	.2	
09-15-01	Sanitary papers and health products 3/.....	.777	347.9	349.2	8.4	.4	.2	0	.4	
09-31	Newspaper publishing (Dec. 1980=100) 3/.....	5.414	107.6	108.1	(4)	.5	.9	.5	.5	
09-32	Periodical publishing (Dec. 1980=100) 3/.....	1.855	103.8	104.3	(4)	.5	.6	.2	.5	
09-33	Book publishing (Dec. 1980=100) 3/.....	1.043	104.7	104.9	(4)	.2	.3	2.8	.2	
11-77	Electric lamps and bulbs.....	.215	268.9	268.5	9.8	-.1	.7	1.4	0	
12-1	Household furniture.....	1.621	216.9	217.6	7.2	.3	1.5	1.2	.3	
12-3	Floor coverings.....	.405	176.2	179.9	11.1	2.1	.9	1.2	2.3	
12-4	Household appliances 3/.....	1.310	183.8	184.2	6.4	.2	.4	.4	.2	
12-5	Home electronic equipment 3/.....	.633	91.3	91.0	-1.1	-.3	-.4	0	-.3	
12-6	Other household durable goods.....	.930	276.2	277.6	4.5	.5	-.3	.8	1.0	
14-11-01	Passenger cars.....	6.986	202.0	204.5	9.9	1.2	.3	1.4	1.2	
14-11-02-71	Light motor trucks 3/.....	1.026	246.5	248.7	15.8	.9	0	2.8	.9	
15-1	Toys, sporting goods, small arms, etc.....	1.135	211.7	212.3	8.3	.3	.5	.7	.7	
15-2	Tobacco products 3/.....	1.503	268.4	268.4	8.4	0	0	5.1	0	
15-51	Mobile homes 3/.....	.874	155.2	155.3	3.3	.1	1.2	.5	.1	
15-94-02	Jewelry, platinum & karat gold (Dec. 1978=100) 3/.....	1.112	191.3	191.8	-1.5	-.3	-4.4	0	.3	
15-94-03	Other precious metal jewelry 3/.....	.259	182.8	182.0	-1.3	-.5	-.7	-5.3	-.5	
15-94-04	Costume jewelry (Dec. 1978=100) 3/.....	.333	118.3	118.3	9.7	0	.6	4.3	0	
	CAPITAL EQUIPMENT.....	20.329	260.5	262.6	10.9	.8	.7	.9	.9	
11-1	Agricultural machinery and equipment.....	1.199	281.2	284.4	10.9	1.1	.7	1.1	1.2	
11-2	Construction machinery and equipment 3/.....	1.400	314.7	318.3	11.3	1.1	.9	1.1	1.1	
11-32-03	Power driven hand tools, electrical (Dec. 1976=100).....	.057	139.0	138.8	10.1	-.1	1.6	.1	-.1	
11-34	Industrial process furnaces and ovens 3/.....	.156	328.2	330.5	13.1	.7	1.8	1.7	.7	
11-37	Metal cutting machine tools.....	.488	341.1	341.9	9.5	.2	1.3	.4	0	
11-38	Metal forming machine tools.....	.272	375.0	376.6	10.3	.4	1.0	.2	.8	
11-41	Pumps, compressors, and equipment.....	.422	315.9	319.8	12.1	1.2	.5	0	1.1	
11-44	Industrial material handling equipment.....	.732	270.9	276.8	9.6	2.2	1.5	.6	2.3	
11-47	Fans and blowers except portable.....	.126	314.2	314.2	7.2	0	1.2	0	1.2	
11-6	Special industry machinery and equipment 3/.....	2.156	303.8	307.4	12.6	1.2	.5	1.0	1.2	
11-72	Integrating and measuring instruments.....	.203	193.9	195.3	7.1	.7	1.6	.9	1.0	
11-73-02	Generators and generator set.....	.443	204.4	206.5	15.6	1.0	4.5	.9	1.0	
11-74	Transformers and power regulators 3/.....	.169	385.0	386.7	17.1	.4	1.0	1.6	.4	
11-91	Oil field and gas field machinery 3/.....	.479	331.7	332.1	8.7	.1	1.1	.3	.4	
11-92	Mining machinery and equipment.....	.142	331.7	332.1	8.7	.1	1.1	.3	.4	
11-93	Office and store machines and equipment 3/.....	1.249	146.9	147.1	4.7	.1	.2	.5	.1	
12-2	Commercial furniture 3/.....	.768	254.3	256.9	9.8	1.0	.8	.4	1.0	
14-11-01	Passenger cars.....	2.263	202.0	204.5	9.9	1.2	.3	1.4	1.2	
14-11-02-71	Light motor trucks 3/.....	1.367	246.5	248.7	15.8	.9	0	2.8	.9	
14-11-02-81	Heavy motor trucks 3/.....	1.052	270.2	275.8	11.8	2.1	-.2	.5	2.1	
14-14	Truck trailers (June 1980=100) 3/.....	.268	103.9	104.5	(4)	.6	1.1	.4	.6	
14-21-11	Fixed wing, utility aircraft (Dec. 1968=100).....	.916	275.7	275.7	18.3	0	1.1	.7	.6	
14-4	Railroad equipment.....	.446	341.8	337.1	8.6	-1.4	.6	1.2	-.8	
15-41	Photographic equipment.....	.465	130.0	130.2	5.4	.2	2.0	.8	.8	

See footnotes at end of table.

Table 2. Continued—Producer price indexes and percent changes for selected commodity groupings by stage of processing

(1967 = 100 unless otherwise indicated)

Commodity code	Grouping	Relative importance	Unadjusted index		Unadjusted percent change to May 1981 from:		Seasonally adjusted percent change from:		
			Dec. 1980 1/	Apr. 1981 2/	May 1981 2/	May 1980	Apr. 1981	Feb. to Mar.	Mar. to Apr.
	INTERMEDIATE MATERIALS, SUPPLIES, AND COMPONENTS.....	100.00	305.4	306.6	10.7	0.4	1.1	1.1	0.5
	INTERMEDIATE FOODS AND FEEDS.....	6.450	255.6	254.1	6.0	-6	-2.6	.5	-2
02-12-01	Flour.....	.268	195.3	194.3	6.7	-5	-6	3.2	-2.5
02-53-02	Refined sugar, for use in food manufacturing (Dec. 1977=100) 3/.....	1.057	188.1	171.7	-19.3	-8.7	-8.7	-6.1	-8.7
02-54	Confectionery materials (Dec. 1977=100) 3/.....	.286	167.7	166.3	9.2	-8	-7	-3.0	-8
02-71	Animal fats and oils.....	.070	298.9	297.2	13.2	-6	-8	-4.1	4.2
02-72	Crude vegetable oils.....	.209	193.6	187.0	5.1	-3.4	-1.9	2.3	-2.1
02-73	Refined vegetable oils 3/.....	.072	209.6	207.5	37.9	-1.0	0	3.7	-1.0
02-9	Prepared animal feeds.....	1.843	237.8	241.2	16.4	1.4	-3	3.0	3.1
	INTERMEDIATE MATERIALS LESS FOODS AND FEEDS.....	93.550	309.0	310.5	11.1	.5	1.3	1.1	.6
03-1	Synthetic fibers (Dec. 1975=100).....	.689	151.6	156.7	17.6	3.4	1.4	1.3	2.5
03-2	Processed yarns and threads (Dec. 1975=100).....	.924	134.6	137.1	10.4	1.9	2.8	.2	1.9
03-3	Gray fabrics (Dec. 1975=100).....	1.175	145.7	146.1	7.0	.3	.3	.6	.3
03-4	Finished fabrics (Dec. 1975=100).....	1.699	124.1	124.7	8.2	.5	-6	1.0	.2
04-2	Leather.....	.278	337.8	337.0	16.0	-2	3.2	3.1	-2.0
05-2	Coke.....	.142	430.6	468.5	8.8	8.8	0	-5	8.8
05-32	Liquefied petroleum gas 3/.....	.779	722.0	721.0	10.7	-1	.5	1.8	-1
05-4	Electric power.....	4.868	355.8	360.7	14.0	1.4	-2	1.2	.9
05-71	Gasoline.....	3.221	752.0	747.6	16.1	-6	7.5	1.3	-1.8
05-72-02-01	Kerosene (Feb. 1973=100).....	.197	867.6	863.0	28.3	-5	8.1	1.9	-3
05-72-03-01	Commercial jet fuel (Feb. 1973=100) 3/.....	1.353	904.3	909.3	23.5	.6	6.6	4.4	.6
05-73-03-01	Diesel fuel (Feb. 1973=100) 3/.....	1.459	870.2	864.9	24.2	-6	7.7	2.5	-6
05-74	Residual fuel.....	2.525	1315.2	1316.3	51.3	.1	7.2	-7	-5
05-75	Lubricating oil materials 3/.....	.600	854.9	881.0	17.7	3.1	0	2.2	3.1
06-1	Industrial chemicals 3/.....	4.338	360.8	366.6	11.6	1.6	.9	2.4	1.6
06-21	Prepared paint 3/.....	.669	248.5	250.4	4.9	.8	0	.6	1.8
06-22	Paint materials.....	.681	295.2	300.1	9.6	1.7	0	1.3	1.6
06-31	Drugs and pharmaceutical materials 3/.....	.226	223.2	223.2	11.3	0	0	.5	0
06-4	Fats and oils, inedible.....	.237	312.7	312.1	5.9	-2	-2.2	3.8	-1.6
06-51	Mixed fertilizers.....	.311	263.2	265.4	8.8	.8	-1	-2	1.3
06-52-01	Nitrogenates.....	.276	218.1	221.0	12.3	1.3	1.1	4.2	1.7
06-52-02	Phosphates.....	.322	287.7	287.3	8.1	-1	-1.2	-8	1.2
06-53	Pesticides.....	.284	381.9	381.9	1.5	0	-1	-2.1	-5
06-6	Plastic resins and materials.....	1.285	285.4	287.9	-2	.9	.4	1.2	.1
06-79	Miscellaneous chemical products 3/.....	1.031	299.6	299.0	18.3	-2	3	6.2	-2
07-11-02	Synthetic rubber.....	.285	284.4	289.2	12.9	1.7	1.4	1.2	1.4
07-12	Tires and tubes.....	.733	250.3	250.8	7.5	.2	1.7	1.0	.4
07-13-04	Other miscellaneous rubber products.....	.702	247.3	249.5	12.1	.9	1.2	0	.8
07-21	Plastic construction products (Dec. 1969=100).....	.272	155.0	155.1	1.2	.1	.4	.5	.1
07-22	Unsupported plastic film and sheeting (Dec. 1970=100).....	.492	207.4	207.4	11.3	0	-3	6.6	.2
07-23	Laminated plastic sheets (Dec. 1970=100).....	.131	183.1	186.9	8.0	2.1	-1	-3.5	1.8
07-24	Foamed plastic products (June 1978=100) 3/.....	.187	133.3	132.8	7.8	-4	.6	0	-4
07-25	Plastic packaging and shipping products (June 1978=100) 3/.....	.347	129.5	131.3	6.4	1.4	1.3	.7	1.4
07-26	Plastic parts and components for manufacturing (June 1978=100) 3/.....	.689	130.3	130.6	6.6	.2	.1	.2	.2
08-11	Softwood lumber.....	1.736	352.5	356.4	14.0	1.1	-2.5	3.3	2.7
08-12	Hardwood lumber.....	.409	251.4	253.9	6.6	1.0	0	1.2	.9
08-2	Millwork.....	1.403	276.3	274.8	9.1	-6	-1	-6	-7
08-3	Plywood.....	.842	254.4	248.4	7.7	-2.4	1.1	4.1	-3
08-4	Other wood products.....	.330	238.2	238.1	-1.1	0	.1	-4	-4
09-11	Woodpulp.....	.451	396.6	396.6	2.9	0	0	-2	0
09-13	Paper.....	1.537	275.5	276.1	7.8	.2	-1	0	.4
09-14	Paperboard.....	.697	257.8	262.3	11.4	1.7	.5	-2	1.2
09-15-03	Paper boxes and containers.....	1.852	241.8	242.9	8.9	.5	2.0	1.2	.5
09-2	Building paper and board.....	.242	231.9	236.9	14.6	2.2	-3	1.7	1.6
10-13-01	Semifinished steel mill products.....	.398	349.9	348.7	7.6	-3	.6	-1.0	0
10-13-02	Finished steel mill products.....	6.114	330.6	330.9	8.8	.1	2.0	.3	.3
10-15	Foundry and forge shop products.....	1.897	323.5	326.6	6.5	1.0	-6	.2	1.3
10-16	Pig iron and ferroalloys.....	.274	312.0	311.7	.8	-1	.6	.3	-7
10-22	Primary nonferrous metals 3/.....	2.158	327.9	328.4	-1.9	.2	-2.6	0	.2
10-24	Secondary nonferrous metals.....	.527	279.1	275.7	-5.2	-1.2	-1.5	.1	.9
10-25	Nonferrous mill shapes.....	1.673	301.1	302.5	4.0	.5	-9	.2	1.3
10-26	Nonferrous wire and cable 3/.....	.815	209.3	209.2	-3.4	0	-4	-2	0
10-3	Metal containers.....	1.081	314.1	314.1	3.8	0	-2.1	-1.3	.8
10-4	Hardware.....	.879	256.4	257.3	7.9	.4	.5	-4	.5
10-5	Plumbing fixtures and brass fittings.....	.339	265.2	265.6	7.3	.2	-1	2.0	.2
10-6	Heating equipment 3/.....	.352	218.8	221.7	8.7	1.3	.7	.6	1.3
10-7	Fabricated structural metal products.....	3.240	293.5	294.3	9.0	.3	1.2	1.4	0
10-8	Miscellaneous metal products.....	3.267	268.1	270.6	9.7	.9	.5	1.0	1.0
11-11-51	Tractor parts 3/.....	.123	209.3	209.3	15.6	0	1.1	4.5	0
11-12-51	Parts for farm machinery ex. tractors.....	.149	225.8	227.2	8.9	.6	1.2	.6	-2
11-35	Cutting tools and accessories 3/.....	4.410	255.6	256.4	9.5	.3	2.2	2.9	.3
11-36	Abrasive products.....	.334	272.8	274.6	9.4	.7	1.1	.6	1.1

See footnotes at end of table.

Table 2. Continued—Producer price indexes and percent changes for selected commodity groupings by stage of processing

(1967=100 unless otherwise indicated)

Commodity code	Grouping	Relative importance	Unadjusted index		Unadjusted percent change to May 1981 from:		Seasonally adjusted percent change from:		
			Dec. 1980 ^{1/}	Apr. 1981 ^{2/}	May 1981 ^{2/}	May 1980	Apr. 1981	Feb. to Mar.	Mar. to Apr.
INTERMEDIATE MATERIALS, ETC - Continued									
11-37-51	Parts for metal cutting machine tools ^{3/}121	327.4	327.9	9.8	0.2	1.8	-0.6	0.2
11-38-51	Parts for metal forming machine tools.....	.079	304.4	304.4	12.3	0	.9	1.3	.2
11-43	Fluid power equipment.....	.235	216.4	219.6	10.9	1.5	.5	.1	1.5
11-45	Mechanical power transmission equipment.....	.414	289.3	291.2	11.8	.7	.4	1.6	.1
11-48-02	Unitary air conditioners (Dec. 1977=100) ^{3/}263	126.6	127.4	5.6	.6	0	.2	.6
11-48-04	Refrigerant compressors and compressor units (Dec. 1977=100) ^{3/}318	127.9	128.1	4.7	.2	0	.1	.2
11-49-01	Valves and fittings.....	.610	307.8	308.3	6.6	.2	1.1	1.1	-1.1
11-49-05	Ball and roller bearings.....	.332	293.3	293.3	10.8	0	-1.1	.2	-1.9
11-71	Wiring devices.....	.616	294.8	294.8	12.2	0	1.0	.5	.3
11-73-01	Electric motors.....	.527	269.7	269.9	8.6	.1	.6	1.8	.2
11-75	Switchgear, switchboard, etc., equipment ^{3/}701	245.7	245.3	4.3	-2	.1	1.1	-2
11-78	Electronic components and accessories.....	1.581	166.2	166.3	7.1	.1	1.4	-1	-2
11-81	Environmental controls (June 1980=100) ^{3/}166	101.9	102.4	(4)	.5	.5	-1.5	.5
11-92-53-01	Parts for mining machinery and equipment.....	.082	328.5	328.5	5.4	0	1.1	.6	.5
11-94	Internal combustion engines.....	.697	295.3	295.3	11.8	0	1.6	2.1	.2
13-11	Flat glass ^{3/}513	208.1	208.1	6.6	0	.2	1.6	0
13-22-01-31	Portland cement.....	.560	328.9	329.1	4.8	.1	1.4	.7	.6
13-3	Concrete products.....	1.767	289.5	290.7	5.6	.4	.5	.8	.7
13-4	Structural clay products, ex refractories ^{3/}220	245.6	249.6	8.5	1.6	2.0	.2	1.6
13-5	Refractories.....	.187	297.3	304.2	15.1	2.3	1.3	.2	2.6
13-6	Asphalt roofing.....	.355	416.3	412.4	2.8	-9	2.3	.1	-2
13-7	Gypsum products ^{3/}172	256.8	261.1	1.8	1.7	.1	-3	1.7
13-8	Glass containers.....	.636	326.0	334.5	13.7	2.6	.8	2.1	.4
13-9	Other nonmetallic minerals.....	1.154	479.9	477.6	19.2	-5	3.9	8.2	.1
14-12	Motor vehicle parts.....	3.858	313.5	313.8	28.2	.1	.3	-1	.7
15-3	Notions.....	.179	248.4	248.4	14.5	0	-3	.3	0
15-42	Photographic supplies ^{3/}602	272.5	274.9	7.3	.9	.2	0	.9
15-94-05	Jewelers' materials and findings (Dec. 1978=100) ^{3/}268	186.4	189.2	-3.5	1.5	-5.0	0	1.5
CRUDE MATERIALS FOR FURTHER PROCESSING.....		100.00	335.2	333.2	15.2	-6	-1.3	1.5	-5
CRUDE FOODSTUFFS AND FEEDSTUFFS.....		57.736	263.4	260.6	7.2	-1.1	-2.0	1.5	-2.2
01-1	Fresh and dried fruits and vegetables.....	1.498	285.2	273.9	12.3	-4.0	12.8	-6.4	-2.2
01-21	Wheat.....	2.901	262.6	250.5	3.9	-4.6	-1.9	8.0	-8.1
01-22-02-05	Corn ^{3/}	5.559	267.1	262.9	27.6	-1.6	-9	.9	-1.6
01-31	Cattle.....	18.115	254.4	259.8	2.6	2.1	-3.5	1.4	-9
01-32	Hogs.....	4.710	191.3	195.1	41.0	2.0	-3.8	9.8	-3.7
01-4	Live poultry.....	2.587	195.4	207.2	21.0	6.0	-1.9	-6.5	7.7
01-6	Fluid milk.....	9.481	287.2	285.6	6.9	-1.3	1.5	.1	1.1
01-81-01-01	Hay ^{3/}	1.200	273.9	297.7	92.3	8.7	-8.0	0	8.7
01-83	Oilseeds.....	4.189	302.4	301.3	39.8	-4	-5.9	2.9	.5
01-91-01	Green coffee ^{3/}	1.961	401.1	305.2	-35.4	-23.9	-1	-3	-23.9
01-91-02	Cocoa beans.....	.271	409.6	372.9	-21.7	-9.0	2.9	4.1	-6.2
02-52-01-01	Cane sugar, raw ^{3/}	2.690	274.9	224.2	-50.7	-18.4	-13.1	-13.6	-18.4
CRUDE NONFOOD MATERIALS.....		42.264	488.8	488.6	26.1	0	-.4	1.4	1.5
01-51-01-01	Raw cotton ^{3/}	1.729	284.0	266.3	-5.8	-6.2	.7	1.7	-6.2
01-92-01-01	Leaf tobacco.....	1.740	235.0	235.7	(4)	.3	(4)	(4)	.7
04-11	Cattle hides.....	.485	386.4	377.7	43.8	-2.3	.2	-1.1	-4.0
05-1	Coal.....	3.926	486.4	487.7	4.5	.3	.4	.3	-4
05-31	Natural gas ^{3/}	8.207	999.4	1034.5	26.8	3.5	1.3	2.0	3.5
05-61	Crude petroleum ^{3/}	14.667	842.6	840.0	55.5	-3	0	0	-3
06-52-03	Potash.....	.189	269.2	269.2	16.0	0	-1.2	1.7	.7
07-11-01	Crude natural rubber.....	.391	282.5	282.9	-13.9	.1	-6.6	-7.6	1.2
09-12	Wastepaper.....	.393	184.2	182.7	-19.2	-8	-2.9	-3	-1
10-11	Iron ore ^{3/}687	269.8	269.8	9.6	0	0	0	0
10-12	Iron and steel scrap.....	3.232	362.5	348.3	15.5	-3.9	1.0	1.7	2.5
10-23	Nonferrous scrap.....	2.657	263.0	257.0	-1.4	-2.3	-1.8	-6	1.9
13-21	Sand, gravel, and crushed stone.....	2.718	262.4	263.5	13.1	.4	.7	.6	.9

¹ Comprehensive relative importance figures are computed once each year in December. Data shown are expressed as a percent of total finished goods, total intermediate materials, or total crude materials. Data shown will not add up to 100.000 because not all commodity components of each stage-of-processing (SOP) index are shown; relative importance figures shown account for about 91 percent of total finished goods, about 88 percent of total intermediate materials, and about 96 percent of total crude materials. For each commodity component of the Finished Goods Index which is allocated to both capital equipment and finished consumer goods excluding foods, the relative importance figure shown reflects only the share allocated to the SOP grouping under which it is listed.

For example, the relative importance figure shown for household furniture under the SOP grouping for finished consumer goods excluding foods includes the share allocated to that SOP grouping but not the share allocated to capital equipment.

² All data are subject to revision 4 months after original publication.

³ Not seasonally adjusted.

⁴ Not available.

NOTE: Relative importance figures have been revised to reflect revisions in December 1980 indexes.

Table 3. Producer price indexes and percent changes for selected stage-of-processing groupings, seasonally adjusted

(1987=100)

Grouping	Indexes				Percent change at annual rate for:					
	Feb. 1981	Mar. 1981	Apr. 1981	May 1981	3 months ending:				6 months ending:	
					Aug. 1980	Nov. 1980	Feb. 1981	May 1981	Nov. 1980	May 1981
Finished goods	261.9	265.2	267.3	268.3	16.0	8.0	8.0	10.1	12.0	9.1
Finished goods, excluding foods	264.4	268.1	270.8	272.2	11.4	8.7	11.5	12.3	10.0	11.9
Finished consumer goods.....	263.6	267.2	269.3	269.9	17.0	7.4	7.5	9.9	12.1	8.7
Finished consumer foods	249.2	251.1	251.1	251.0	31.2	6.3	-2.5	2.9	18.1	.2
Finished consumer goods, excluding foods	267.5	271.9	274.8	275.6	11.0	7.9	11.9	12.7	9.5	12.3
Durables	213.5	213.7	215.3	217.5	16.2	7.7	.4	7.7	11.8	4.0
Nondurables.....	307.7	315.0	318.8	319.0	8.0	8.1	18.7	15.5	8.1	17.1
Capital equipment.....	255.8	257.7	260.1	262.4	12.4	10.4	10.1	10.7	11.4	10.4
Intermediate materials, supplies, and components.....	297.9	301.1	304.3	305.9	11.0	9.5	11.0	11.2	10.2	11.1
Intermediate foods and feeds.....	260.7	253.8	255.1	254.5	51.1	33.8	-31.1	-9.2	42.2	-20.9
Intermediate materials, less foods and feeds	300.7	304.5	307.9	309.8	8.9	7.9	14.8	12.7	8.4	13.7
Crude materials for further processing...	331.4	327.0	331.8	330.1	51.7	17.7	.8	-1.6	33.6	-0.4
Crude foodstuffs and feedstuffs.....	263.8	258.4	262.4	256.6	80.8	9.7	-24.8	-10.5	40.9	-18.0
Crude nonfood materials.....	475.8	473.7	480.2	487.4	18.8	30.3	48.2	10.1	24.4	27.8
Crude materials less agricultural products.....	536.6	533.9	541.4	551.4	20.1	32.0	54.2	11.5	25.9	31.1

Table 4. Producer price indexes for the net output of selected industries and their products

Industry code	Product code	Industry and product 1/	Index base	Index			Percent change to May 1981 from --			
				Jan. 1981 2/	Apr. 1981 2/	May 1981 2/	Apr. 1981	Feb. 1981	Nov. 1980	May 1980
1111		Anthracite.....	12/79	122.3	125.6	129.1	2.8	4.8	11.3	16.4
	1111-P	Primary products.....	12/79	121.1	127.2	130.0	2.2	3.9	(3)	(3)
	1111-2	Prepared anthracite shipped.....	12/79	122.0	125.4	129.0	2.9	5.0	11.7	17.0
	1111-206	Stove.....	12/79	117.4	121.7	124.8	2.6	4.7	11.7	16.2
	1111-207	Chestnut.....	12/79	117.4	120.2	123.8	3.0	5.5	10.5	14.9
	1111-208	Pea.....	12/79	128.7	135.4	137.9	1.9	6.2	17.7	27.7
	1111-209	Buckwheat no. 1.....	12/79	119.6	123.3	128.6	4.3	7.5	14.1	17.7
	1111-211	Buckwheat no. 2.....	12/79	128.2	133.4	138.7	4.0	8.1	18.4	29.1
	1111-213	Buckwheat no. 4.....	12/79	135.3	140.3	140.3	0	(3)	9.4	20.0
	1111-214	Buckwheat no. 5.....	12/79	104.1	104.1	110.6	6.3	6.3	12.2	5.4
2011		Meat packing plants.....	12/80	98.3	95.5	97.6	2.2	2.4	(3)	(3)
	2011-P	Primary products.....	12/80	98.2	95.4	97.5	2.2	2.0	(3)	(3)
	2011-C	Miscellaneous byproducts of meatpacking plants, except sausage casings.....	12/80	97.6	95.7	96.5	.9	10.3	(3)	(3)
	2011-C55	Killing floor offal, scrap, bones etc.....	12/80	(3)	95.4	95.9	.5	11.7	(3)	(3)
	2011-1	Beef, not canned or made into sausage.....	12/80	100.3	96.8	100.0	3.3	2.7	(3)	(3)
	2011-112	Whole carcass beef.....	12/80	101.1	97.4	100.8	3.6	3.0	(3)	(3)
	2011-11202	USDA choice beef carcasses.....	12/80	100.4	96.1	100.4	4.5	6.1	(3)	(3)
	2011-11203	USDA good beef carcasses.....	12/80	102.7	96.9	101.7	4.9	9.3	(3)	(3)
	2011-11204	USDA utility beef carcasses.....	12/80	96.2	97.4	(3)	(3)	(3)	(3)	(3)
	2011-11298	Other USDA graded and ungraded beef carcasses.....	12/80	101.7	99.0	101.0	2.0	-1.4	(3)	(3)
	2011-117	Primal and fabricated beef cuts.....	12/80	99.9	96.4	99.7	3.5	(3)	(3)	(3)
	2011-131	Boneless beef, including hamburger.....	12/80	94.9	93.3	94.6	1.3	2.1	(3)	(3)
	2011-151	Variety meats (edible organs).....	12/80	100.0	95.2	95.0	-2	-2.1	(3)	(3)
	2011-2	Veal, not canned or made into sausage.....	12/80	102.0	(3)	(3)	(3)	(3)	(3)	(3)
	2011-212	Whole carcass veal.....	12/80	102.5	(3)	(3)	(3)	(3)	(3)	(3)
	2011-4	Pork, fresh and frozen.....	12/80	94.3	92.4	93.3	.9	1.8	(3)	(3)
	2011-417	Primal cuts including trimmings.....	12/80	94.4	92.8	93.5	.7	2.0	(3)	(3)
	2011-41701	Boston butts.....	12/80	103.4	87.0	92.4	6.2	4.7	(3)	(3)
	2011-41702	Pork loins.....	12/80	108.6	96.6	101.3	4.9	-4.3	(3)	(3)
	2011-41798	Other primal cuts.....	12/80	91.4	92.9	92.5	-5	2.8	(3)	(3)
	2011-451	Variety meats (fresh edible organs).....	12/80	83.2	79.7	86.0	7.9	3.2	(3)	(3)
	2011-5	Lard.....	12/80	96.9	103.2	101.8	-1.4	3.6	(3)	(3)
	2011-517	Lard, commercial sizes (over 3 lbs.).....	12/80	97.2	104.5	102.8	-1.6	4.1	(3)	(3)
	2011-6	Pork, processed or cured, including frozen (not canned or made into sausage).....	12/80	91.9	89.6	89.3	-.4	-3.6	(3)	(3)
	2011-631	Hams and picnics, except canned.....	12/80	89.3	87.3	84.4	-3.3	-2.7	(3)	(3)
	2011-63101	Hams.....	12/80	86.3	87.4	84.1	-3.7	-1.6	(3)	(3)
	2011-63102	Picnics.....	12/80	99.5	86.9	85.2	-1.9	-6.2	(3)	(3)
	2011-635	Slab bacon.....	12/80	85.8	84.4	(3)	(3)	(3)	(3)	(3)
	2011-641	Sliced bacon.....	12/80	93.3	92.6	94.7	2.3	-4.3	(3)	(3)
	2011-7	Sausage and similar products (not canned).....	12/80	97.5	92.0	93.8	1.9	-.1	(3)	(3)
	2011-711	Fresh sausage, pork sausage, breakfast links, etc.....	12/80	99.1	95.6	92.9	-2.8	-4.6	(3)	(3)
	2011-71101	Fresh pork sausage, roll, artificial casing.....	12/80	99.4	(3)	94.0	(3)	(3)	(3)	(3)
	2011-71198	Other fresh sausage, breakfast links, etc.....	12/80	97.7	91.8	88.2	-4.0	-9.6	(3)	(3)
	2011-717	Dry and semidry sausage (salami, cervelat, summer sausage, pepperoni, pork rolls, etc.).....	12/80	91.5	85.0	87.4	2.9	.9	(3)	(3)
	2011-721	Frankfurters and wieners.....	12/80	99.7	94.8	98.7	4.1	.5	(3)	(3)
	2011-72101	Frankfurters, skinless, all meat.....	12/80	99.6	93.8	98.4	5.0	.6	(3)	(3)
	2011-735	Other sausage, smoked or cooked (bologna, liverwurst, Polish sausage, packaged luncheon, etc.).....	12/80	96.2	88.4	91.9	3.9	2.1	(3)	(3)
	2011-73501	Bologna, all meat.....	12/80	95.7	87.3	93.3	6.9	2.9	(3)	(3)
	2011-73598	Other smoked or cooked sausages.....	12/80	96.6	89.1	91.1	2.2	1.6	(3)	(3)
	2011-791	Jellied goods and similar preparations not canned (head cheese, meat loaves, scrapple).....	12/80	105.3	147.3	130.3	-11.6	34.0	(3)	(3)
	2011-9	Hides, skins, and pelts.....	12/80	95.2	98.0	95.9	-2.1	4.7	(3)	(3)
	2011-912	Cattle hides, except kip.....	12/80	95.0	97.4	95.2	-2.2	4.3	(3)	(3)
	2011-91202	Packer, branded cow.....	12/80	93.3	97.1	95.9	-1.2	16.3	(3)	(3)
	2011-91203	Packer, native steer, heavy.....	12/80	89.2	95.4	91.7	-3.9	12.9	(3)	(3)
	2011-91205	Packer, butt brander.....	12/80	(3)	(3)	94.4	(3)	(3)	(3)	(3)
	2011-91298	Other cattle hides.....	12/80	94.5	99.2	96.9	-2.3	(3)	(3)	(3)
	2011-997	Other hides, skins, and pelts, except kip.....	12/80	104.0	115.0	118.2	2.7	12.4	(3)	(3)
	2011-M	Miscellaneous receipts.....	12/80	96.3	94.4	96.8	2.5	-2.4	(3)	(3)
	2011-XY9	Contract work and other miscellaneous receipts.....	12/80	101.1	102.4	102.4	0	1.7	(3)	(3)
	2011-Z89	Resales.....	12/80	96.2	94.1	96.6	2.6	(3)	(3)	(3)

See footnotes at and of table

Table 4. Continued—Producer price indexes for the net output of selected industries and their products

Industry code	Product code	Industry and product 1/	Index base	Index			Percent change to May 1981 from --				
				Jan. 1981 2/	Apr. 1981 2/	May 1981 2/	Apr. 1981	Feb. 1981	Nov. 1980	May 1980	
2011		Meat packing plants.....									
	2011-S	(Cont'd)									
	2013-S	Secondary products.....	12/80	101.4	98.5	101.1	2.6	12.6	(3)	(3)	
		Prepared meats manufactured from animals slaughtered off premises.....	12/80	87.7	78.7	86.3	9.7	6.5	(3)	(3)	
2048		Prepared feeds, n.e.c.....	12/80	99.1	96.2	97.3	1.1	.6	(3)	(3)	
	2048-P	Primary products.....	12/80	98.9	95.8	96.9	1.2	.6	(3)	(3)	
	2048-1	Poultry feeds, egg type, broiler and turkey.....	12/80	97.0	93.4	94.4	1.1	-.1	(3)	(3)	
	2048-111	Starter-grower, complete.....	12/80	95.9	91.6	91.8	.2	-.2	(3)	(3)	
	2048-115	Layer-breeder, complete.....	12/80	99.2	95.6	98.2	2.7	.9	(3)	(3)	
	2048-116	Broiler, complete.....	12/80	96.0	92.0	92.4	.4	-1.6	(3)	(3)	
	2048-117	Layer-breeder, supplements and concentrates.....	12/80	97.7	96.2	96.9	.8	2.1	(3)	(3)	
	2048-118	Turkey, complete.....	12/80	96.5	95.0	96.3	1.4	3.3	(3)	(3)	
	2048-2	Dairy cattle feeds, complete.....	12/80	100.9	96.4	97.4	1.0	-.9	(3)	(3)	
	2048-3	Dairy cattle feed, supplements and concentrates.....	12/80	97.9	96.8	97.8	1.0	2.4	(3)	(3)	
	2048-4	Swine feeds, complete.....	12/80	100.8	99.6	100.1	.4	1.3	(3)	(3)	
	2048-5	Swine feed, supplements and concentrates..	12/80	98.8	96.4	97.9	1.6	2.4	(3)	(3)	
	2048-6	Beef cattle feeds, complete.....	12/80	103.5	100.7	100.3	-.3	-1.5	(3)	(3)	
	2048-7	Beef cattle feed, supplements and concentrates.....	12/80	98.5	95.6	97.9	2.3	2.2	(3)	(3)	
	2048-8	Other poultry and livestock feeds, including duck, geese, horse, mule, etc..	12/80	100.5	101.1	103.6	2.5	3.5	(3)	(3)	
	2048-816	Horse and mule, complete feed.....	12/80	100.5	102.6	107.8	5.1	7.8	(3)	(3)	
	2048-818	Other livestock (sheep, etc.), complete feed.....	12/80	100.6	95.7	93.7	-2.2	-5.9	(3)	(3)	
	2048-819	Other livestock (sheep, etc.), supplements and concentrates.....	12/80	102.1	(3)	104.8	(3)	1.5	(3)	(3)	
	2048-9	Other prepared animal feeds.....	12/80	101.1	95.2	96.6	1.4	.8	(3)	(3)	
	2048-911	Grain, ground, rolled, pulverized, chopped, or crimped, excluding cornmeal.	12/80	100.6	92.9	92.9	.1	-6.9	(3)	(3)	
	2048-922	Mineral mixture, including oyster shells, prepared for feed use.....	12/80	100.5	104.1	108.7	4.4	9.1	(3)	(3)	
	2048-M	Miscellaneous receipts.....	12/80	99.5	100.2	100.3	0	2.2	(3)	(3)	
	2048-XY9	Contract work and other miscellaneous receipts.....	12/80	(4)	(3)	(4)	(3)	(3)	(3)	(3)	
	2048-Z89	Resales.....	12/80	99.4	100.2	(3)	(3)	(3)	(3)	(3)	
	2048-S	Secondary products.....	12/80	102.0	100.1	100.3	.2	-.1	(3)	(3)	
	2047-S	Dog, cat and other pet food.....	12/80	101.7	99.1	99.3	-.2	0	(3)	(3)	
	2048-SS5	Other secondary products.....	12/80	102.2	101.2	101.4	.2	-.1	(3)	(3)	
2051		Bread, cake, and related products.....	06/80	106.9	108.4	109.0	.5	1.5	4.4	(3)	
	2051-P	Primary products.....	06/80	106.8	108.2	108.7	.5	1.4	4.2	(3)	
	2051-1	Bread.....	06/80	106.2	107.6	108.2	.6	1.4	4.7	(3)	
	2051-1A	White bread.....	06/80	106.6	107.6	108.4	.7	1.2	4.9	(3)	
	2051-111	White pan bread.....	06/80	106.2	107.2	108.0	.8	1.2	5.1	(3)	
	2051-11101	White pan bread, Northeast.....	06/80	108.9	108.9	110.8	1.8	1.8	6.8	(3)	
	2051-11102	White pan bread, North Central.....	06/80	105.1	105.9	105.9	0	.2	3.8	(3)	
	2051-11103	White pan bread, South.....	06/80	105.1	106.3	106.5	.2	1.2	3.2	(3)	
	2051-11104	White pan bread, West.....	06/80	106.0	108.2	109.8	1.5	1.9	8.3	(3)	
	2051-113	White hearth bread.....	06/80	111.2	112.9	(3)	(3)	(3)	(3)	(3)	
	2051-1B	Other bread.....	06/80	105.0	107.5	107.7	-.2	2.0	4.0	(3)	
	2051-115	Dark wheat bread.....	06/80	105.7	108.2	108.3	0	2.5	4.2	(3)	
	2051-117	Rye bread.....	06/80	103.4	107.8	108.2	.3	1.7	6.8	(3)	
	2051-128	Other variety bread.....	06/80	106.0	106.9	(3)	(3)	(3)	(3)	(3)	
	2051-2	Bread type rolls, stuffing, and crumbs...	06/80	106.3	108.2	109.1	.8	2.2	4.9	(3)	
	2051-23	Bread type rolls.....	06/80	106.4	108.0	108.9	.9	2.3	4.8	(3)	
	2051-233	Hamburger and weiner rolls.....	06/80	106.9	108.4	108.8	.3	1.8	4.7	(3)	
	2051-235	Brown and serve rolls.....	06/80	(3)	104.0	(3)	(3)	(3)	(3)	(3)	
	2051-236	English muffins.....	06/80	105.8	106.2	111.7	5.2	5.2	6.1	(3)	
	2051-239	Other bread type rolls.....	06/80	107.4	110.8	111.3	.5	3.1	7.0	(3)	
	2051-241	Bread stuffing, croutons, and bread crumbs.....	06/80	105.1	110.6	110.6	0	0	(3)	(3)	
	2051-3	Sweet yeast goods.....	06/80	109.7	111.6	111.6	0	1.6	3.8	(3)	
	2051-313	Yeast raised doughnuts.....	06/80	102.9	104.6	104.6	0	1.2	1.6	(3)	
	2051-398	Other sweet yeast goods.....	06/80	111.9	113.9	113.9	0	1.7	4.6	(3)	
	2051-4	Soft cakes.....	06/80	108.2	108.5	108.5	0	0	1.6	(3)	
	2051-413	Snack cakes.....	06/80	108.6	108.4	108.4	0	-.1	1.2	(3)	
	2051-418	Other soft cakes.....	06/80	107.3	(3)	(3)	(3)	(3)	(3)	(3)	
	2051-5	Pies.....	06/80	108.5	109.2	109.2	0	.6	2.4	(3)	

See footnotes at end of table

Table 4. Continued—Producer price indexes for the net output of selected industries and their products

Industry code	Product code	Industry and product 1/	Index base	Index			Percent change to May 1981 from --				
				Jan. 1981 2/	Apr. 1981 2/	May 1981 2/	Apr. 1981	Feb. 1981	Nov. 1980	May 1980	
2051		Bread, cake, and related products..... (Cont'd)									
	2051-513	Snack pies.....	06/80	(3)	110.8	110.8	0.0	1.0	4.2	(3)	(3)
	2051-7	Cake type doughnuts.....	06/80	105.4	107.4	108.6	1.1	1.8	4.4	(3)	(3)
	2051-M	Miscellaneous receipts.....									
	2051-275	Resales of bread and related products....	06/80	107.3	109.9	109.9	0	1.4	(3)	(3)	(3)
	2051-27512	Resales of rolls, stuffing and crumbs....	06/80	104.4	107.4	(3)	(3)	(3)	(3)	(3)	(3)
	2051-27513	Resales of sweet yeast goods.....	06/80	115.1	117.5	117.5	0	2.1	4.7	(3)	(3)
	2051-27514	Resales of soft cakes.....	06/80	107.8	109.5	109.5	0	1.1	6.2	(3)	(3)
	2051-27517	Resales of cake type doughnuts.....	06/80	111.5	111.5	111.5	0	0	(3)	(3)	(3)
	2051-S	Secondary products.....	06/80	103.2	96.8	108.0	11.6	10.6	5.1	(3)	(3)
	2051-555	Other secondary products.....	06/80	102.1	87.0	111.8	28.5	28.5	(3)	(3)	(3)
2075		Soybean oil mill products.....	12/79	112.5	106.6	106.7	.2	2.0	-11.1	21.2	
	2075-P	Primary products.....	12/79	110.4	104.6	105.8	1.1	3.3	-12.5	23.3	
	2075-1	Soybean oil.....									
	2075-11	Crude soybean oil.....	12/79	86.5	85.6	81.0	-5.3	-1.3	(3)	(3)	(3)
	2075-113	Soybean oil, crude, degummed.....	12/79	84.3	85.8	81.4	-5.1	.2	-13.5	6.6	
	2075-115	Soybean oil, crude, not degummed.....	12/79	89.0	85.0	80.2	-5.7	-3.3	-17.4	.2	
	2075-2	Soybean cake, meal, and other byproducts..	12/79	123.7	114.9	119.6	4.0	5.2	-11.4	32.4	
	2075-211	Soybean byproducts, meal.....	12/79	123.5	114.5	119.3	4.1	5.2	-11.3	32.0	
	2075-M	Miscellaneous receipts.....	12/79	123.7	(3)	(3)	(3)	(3)	(3)	(3)	(3)
2211		Cotton broadwoven fabrics.....	12/80	101.3	104.5	105.0	.5	2.5	(3)	(3)	(3)
	2211-P	Primary products.....	12/80	101.3	105.2	105.8	.6	3.0	(3)	(3)	(3)
	2211-A	Cotton broadwoven fabrics, gray.....	12/80	101.0	105.3	105.7	.4	2.9	(3)	(3)	(3)
	2211-1	Cotton duck and allied fabrics, including combed duck.....	12/80	100.8	108.5	109.1	.6	4.7	(3)	(3)	(3)
	2211-2	Cotton sheeting and allied coarse and medium yarn fabrics.....	12/80	102.3	103.3	104.5	1.1	1.5	(3)	(3)	(3)
	2211-215	Denaburgs.....	12/80	102.2	103.0	(3)	(3)	(3)	(3)	(3)	(3)
	2211-225	Sheerings.....	12/80	101.3	104.6	110.1	5.3	5.2	(3)	(3)	(3)
	2211-235	Drills.....	12/80	(3)	(3)	102.4	(3)	(3)	(3)	(3)	(3)
	2211-255	Sateens.....	12/80	102.0	101.4	102.3	.9	2.4	(3)	(3)	(3)
	2211-3	Cotton print cloth yarn fabrics.....	12/80	101.2	103.4	104.2	.7	1.5	(3)	(3)	(3)
	2211-315	Plain print cloths.....	12/80	100.8	102.4	102.9	.5	1.8	(3)	(3)	(3)
	2211-6	Other woven cotton gray fabrics and specialties.....	12/80	101.5	101.2	100.8	-.4	.1	(3)	(3)	(3)
	2211-615	Corduroys.....	12/80	99.2	99.0	98.4	-.6	-.8	(3)	(3)	(3)
	2211-625	Others, except corduroys.....	12/80	105.4	(3)	105.0	(3)	(3)	(3)	(3)	(3)
	2211-B	Cotton broadwoven fabrics, finished.....									
	2211-7	Finished cotton broadwoven fabrics, excluding commission finishing.....	12/80	98.6	102.0	103.7	1.6	4.1	(3)	(3)	(3)
	2211-731	Plain dyed and finished broadwoven fabrics.....	12/80	98.1	102.8	107.0	4.1	7.1	(3)	(3)	(3)
	2211-73115	Dyed corduroys.....	12/80	(3)	(3)	101.6	(3)	(3)	(3)	(3)	(3)
	2211-73116	Denims.....	12/80	100.6	106.1	106.5	.4	2.0	(3)	(3)	(3)
	2211-761	Other finished cotton fabrics.....	12/80	100.2	100.5	101.6	1.1	1.2	(3)	(3)	(3)
	2211-C	Cotton broadwoven fabrics, finished products.....	12/80	106.6	109.1	109.1	0	2.2	(3)	(3)	(3)
	2211-9	Towels and washcloths made from cotton broadwoven fabrics.....	12/80	106.7	(3)	(3)	(3)	(3)	(3)	(3)	(3)
	2211-H	Other fabricated textile products, n.e.c.....	12/80	101.1	(3)	(3)	(3)	(3)	(3)	(3)	(3)
	2211-S	Secondary products.....	12/80	101.4	101.3	101.3	0	0	(3)	(3)	(3)
	2221-S	Man-made fiber and silk broadwoven fabrics.....	12/80	101.4	101.8	102.4	.6	1.8	(3)	(3)	(3)
2272		Tufted carpets and rugs.....	12/79	113.8	117.2	119.9	2.3	5.3	11.4	13.8	
	2272-P	Primary products.....	12/79	113.0	115.8	118.8	2.6	5.0	10.5	12.8	
	2272-1	Bathmats and sets and rugs 6 x 9 or less..	12/79	114.0	123.5	124.2	.5	6.7	13.4	17.5	
	2272-3	Tufted broadloom.....	12/79	113.6	115.8	119.1	2.9	4.8	10.6	12.9	
	2272-30301	Tufted broadloom - nylon.....	12/79	114.9	116.5	120.4	3.4	5.4	11.0	13.7	
	2272-30303	Tufted broadloom - polyester.....	12/79	108.2	(3)	(3)	(3)	(3)	(3)	(3)	(3)
	2272-30309	Tufted broadloom - other fibers and blends.....	12/79	111.9	111.9	117.3	4.8	4.8	11.1	11.8	
2311		Men's and boys' suits and coats.....	12/80	100.9	102.0	102.0	0	.3	(3)	(3)	(3)
	2311-P	Primary products.....	12/80	100.5	101.6	101.4	-.2	.2	(3)	(3)	(3)
	2311-1	Men's suits.....	12/80	100.2	101.6	101.6	0	.2	(3)	(3)	(3)
	2311-11	Business suits.....	12/80	100.2	101.7	101.7	0	.2	(3)	(3)	(3)

See footnotes at end of table

Table 4. Continued—Producer price indexes for the net output of selected industries and their products

Industry code	Product code	Industry and product 1/	Index base	Index			Percent change to May 1981 from --				
				Jan. 1981 2/	Apr. 1981 2/	May 1981 2/	Apr. 1981	Feb. 1981	Nov. 1980	May 1980	
2311		Men's and boys' suits and coats..... (Cont'd)									
	2311-113	Regular weight business suits.....	12/80	100.1	102.3	102.3	0.0	.3	(3)	(3)	(3)
	2311-11341	All wool.....	12/80	(3)	(3)	(3)	(3)	(3)	(3)	(3)	(3)
	2311-11342	Wool blends.....	12/80	100.0	105.0	105.0	0	0	(3)	(3)	(3)
	2311-11344	Fabrics except all wool or wool blends.....	12/80	(3)	(3)	(3)	(3)	(3)	(3)	(3)	(3)
	2311-117	Light weight business suits.....	12/80	100.5	100.5	100.5	0	0	(3)	(3)	(3)
	2311-11747	All wool or wool blends.....	12/80	101.0	(3)	(3)	(3)	(3)	(3)	(3)	(3)
	2311-3	Men's tailored dress and sport coats and jackets.....	12/80	101.4	101.8	101.5	-.3	-.1	(3)	(3)	(3)
	2311-321	Business type dress and sport coats and jackets.....	12/80	100.9	101.5	101.0	-.4	-.1	(3)	(3)	(3)
	2311-32141	All wool.....	12/80	(3)	(3)	(4)	(3)	(3)	(3)	(3)	(3)
	2311-32144	Fabrics except wool and cotton.....	12/80	101.4	(3)	102.3	(3)	(3)	(3)	(3)	(3)
	2311-4	Boys' suits, coats, and tailored jackets.....	12/80	100.7	103.2	104.2	1.0	3.5	(3)	(3)	(3)
	2311-411	Boys' suits.....	12/80	101.3	103.1	103.1	0	(3)	(3)	(3)	(3)
	2311-419	Boys' tailored jackets and coats.....	12/80	(3)	(3)	(3)	(3)	(3)	(3)	(3)	(3)
	2311-9	Receipts for contract work on men's and boys' suits and coats.....	12/80	100.2	100.8	99.9	-.9	-.4	(3)	(3)	(3)
	2311-5	Secondary products.....	12/80	103.7	103.7	103.7	0	.1	(3)	(3)	(3)
	2311-555	Other secondary products.....	12/80	104.1	104.2	104.2	0	.1	(3)	(3)	(3)
	2327-5	Men's and boys' separate trousers.....	12/80	(3)	103.3	103.3	0	(3)	(3)	(3)	(3)
2335		Women's, misses', and juniors' dresses...	12/80	100.1	101.6	102.0	.4	1.6	(3)	(3)	(3)
	2335-P	Primary products.....	12/80	100.0	101.4	102.3	.9	2.0	(3)	(3)	(3)
	2335-1	Unit priced dresses.....	12/80	(3)	(4)	(3)	(3)	(3)	(3)	(3)	(3)
	2335-125	Unit priced - chiefly synthetic.....	12/80	(3)	(4)	(3)	(3)	(3)	(3)	(3)	(3)
	2335-9	Contract work on women's and misses' dresses.....	12/80	100.0	100.3	104.2	3.9	3.9	(3)	(3)	(3)
	2335-S	Secondary products.....	12/80	101.2	101.4	102.7	1.3	1.6	(3)	(3)	(3)
	2335-555	Other secondary products.....	12/80	100.0	100.0	102.2	2.2	2.2	(3)	(3)	(3)
	2337-5	Women's and misses' suits and coats.....	12/80	(3)	(3)	(3)	(3)	(3)	(3)	(3)	(3)
2421		Sawmills and planing mills.....	12/80	99.5	99.3	100.0	.7	1.5	(3)	(3)	(3)
	2421-P	Primary products.....	12/80	99.6	99.5	100.3	.8	1.7	(3)	(3)	(3)
	2421-1	Hardwood lumber, rough and dressed, except siding.....	12/80	100.4	101.2	101.8	.6	1.2	(3)	(3)	(3)
	2421-12	Hardwood rough lumber.....	12/80	100.5	101.2	101.8	.6	1.0	(3)	(3)	(3)
	2421-121	Oak.....	12/80	100.7	101.4	103.3	1.9	2.2	(3)	(3)	(3)
	2421-12111	Red, no. 1 common.....	12/80	100.5	104.9	(3)	(3)	(3)	(3)	(3)	(3)
	2421-12112	White.....	12/80	101.0	95.6	98.0	2.5	(3)	(3)	(3)	(3)
	2421-12119	Other Oak.....	12/80	(3)	(3)	(3)	(3)	(3)	(3)	(3)	(3)
	2421-122	Poplar.....	12/80	100.5	101.1	100.2	-.9	-.6	(3)	(3)	(3)
	2421-12211	No. 1 common.....	12/80	101.6	103.9	(3)	(3)	(3)	(3)	(3)	(3)
	2421-12219	Other Poplar.....	12/80	100.0	98.4	98.4	0	(3)	(3)	(3)	(3)
	2421-129	Hardwood other than Oak and Poplar.....	12/80	100.3	101.0	100.8	-.2	.3	(3)	(3)	(3)
	2421-1291	Gum.....	12/80	100.1	101.2	102.3	1.1	2.1	(3)	(3)	(3)
	2421-12912	No. 2 common.....	12/80	101.7	(3)	104.1	(3)	(3)	(3)	(3)	(3)
	2421-1298	Ash.....	12/80	100.0	102.5	(3)	(3)	(3)	(3)	(3)	(3)
	2421-1299	Other hardwoods.....	12/80	100.6	101.3	100.7	-.5	-.3	(3)	(3)	(3)
	2421-13	Hardwood, dressed lumber, including ceiling, framing, and matched and shiplapped lumber.....	12/80	99.8	101.4	101.6	-.2	1.8	(3)	(3)	(3)
	2421-139	Other hardwood species.....	12/80	99.7	99.6	99.9	.4	.4	(3)	(3)	(3)
	2421-2	Softwood lumber, rough and dressed, except siding.....	12/80	99.4	99.6	100.5	.9	2.4	(3)	(3)	(3)
	2421-3	Softwood lumber, rough and dressed, Eastern species, except siding.....	12/80	99.2	100.7	102.9	2.2	3.5	(3)	(3)	(3)
	2421-31	Rough softwood lumber, Eastern species..	12/80	99.3	99.9	100.3	.4	1.0	(3)	(3)	(3)
	2421-311	Boards - lumber less than 2 inches in nominal thickness.....	12/80	100.0	100.1	100.1	0	.1	(3)	(3)	(3)
	2421-312	Light framing lumber 2 inch nominal thickness only.....	12/80	98.6	99.1	100.1	1.0	(3)	(3)	(3)	(3)
	2421-313	Lumber and timbers over 2 inches in nominal thickness.....	12/80	99.9	101.0	(3)	(3)	(3)	(3)	(3)	(3)
	2421-32	Dressed softwood lumber, Eastern species	12/80	99.1	101.1	104.1	3.0	4.6	(3)	(3)	(3)
	2421-321	Boards - lumber less than 2 inches in nominal thickness.....	12/80	100.2	100.2	101.8	1.5	.9	(3)	(3)	(3)
	2421-3211	Southern Pine.....	12/80	100.2	100.2	101.9	1.7	1.0	(3)	(3)	(3)
	2421-32113	Boards, no. 2.....	12/80	(3)	99.6	(3)	(3)	(3)	(3)	(3)	(3)
	2421-32119	Other Southern Pine boards.....	12/80	99.5	102.1	103.4	1.3	3.7	(3)	(3)	(3)
	2421-322	Light framing lumber 2 inch nominal thickness only.....	12/80	98.5	102.0	106.1	4.0	7.4	(3)	(3)	(3)

See footnotes at end of table

Table 4. Continued—Producer price indexes for the net output of selected industries and their products

Industry code	Product code	Industry and product 1/	Index base	Index			Percent change to May 1981 from --				
				Jan. 1981 2/	Apr. 1981 2/	May 1981 2/	Apr. 1981	Feb. 1981	Nov. 1980	May 1980	
2421		Sawmills and planing mills..... (Cont'd)									
	2421-3221	Southern Pine.....	12/80	98.9	103.2	106.8	3.5	7.3	(3)	(3)	(3)
	2421-32212	Dimension, no. 2.....	12/80	100.7	99.4	106.2	6.8	(3)	(3)	(3)	(3)
	2421-32219	Other 2 inch Southern Pine lumber.....	12/80	96.7	105.0	107.2	2.0	(3)	(3)	(3)	(3)
	2421-323	Lumber and timbers over 2 inch nominal thickness, Eastern species.....	12/80	99.4	98.3	99.6	1.3	(3)	(3)	(3)	(3)
	2421-32311	Southern Pine.....	12/80	(3)	98.0	98.0	0	(3)	(3)	(3)	(3)
	2421-4	Softwood lumber, rough and dressed, Western species.....	12/80	99.5	99.1	99.2	.2	1.8	(3)	(3)	(3)
	2421-41	Rough softwood lumber, Western species..	12/80	99.8	100.5	99.3	-1.2	1.8	(3)	(3)	(3)
	2421-411	Boards - lumber less than 2 inches in nominal thickness.....	12/80	99.7	94.4	89.4	-5.2	-6.0	(3)	(3)	(3)
	2421-412	Light framing lumber 2 inch nominal thickness only.....	12/80	99.3	101.8	100.9	-.9	(3)	(3)	(3)	(3)
	2421-413	Lumber and timbers over 2 inches in nominal thickness.....	12/80	100.8	106.4	109.8	3.2	(3)	(3)	(3)	(3)
	2421-42	Dressed softwood lumber, Western species	12/80	99.3	98.4	99.2	.8	1.8	(3)	(3)	(3)
	2421-421	Boards - lumber less than 2 inches in nominal thickness.....	12/80	99.5	96.3	96.7	.4	-.8	(3)	(3)	(3)
	2421-4211	Douglas Fir.....	12/80	(3)	94.1	91.6	-2.6	(3)	(3)	(3)	(3)
	2421-42119	Other boards.....	12/80	101.4	96.2	95.9	-.3	-3.1	(3)	(3)	(3)
	2421-4212	Ponderosa Pine.....	12/80	97.6	97.5	91.7	-5.9	-1.3	(3)	(3)	(3)
	2421-42121	No. 3 boards.....	12/80	95.5	88.1	89.8	1.9	-1.1	(3)	(3)	(3)
	2421-42122	No. 4 boards.....	12/80	103.3	96.6	97.9	1.3	(3)	(3)	(3)	(3)
	2421-42129	Other boards.....	12/80	100.4	100.4	100.1	-.3	-.1	(3)	(3)	(3)
	2421-4214	Western Red Cedar.....	12/80	98.2	98.5	105.5	7.1	(3)	(3)	(3)	(3)
	2421-4219	Other boards, Western dressed softwood									
	2421-422	Lumber of 2 inches nominal thickness only.....	12/80	99.1	99.6	100.8	1.2	3.5	(3)	(3)	(3)
	2421-4221	Douglas Fir.....	12/80	97.8	94.4	93.5	-1.0	-.7	(3)	(3)	(3)
	2421-42213	Utility 2x4 green.....	12/80	99.2	87.2	(4)	(4)	(3)	(3)	(3)	(3)
	2421-42214	Stud and btr.....	12/80	97.2	95.9	94.0	-1.9	-1.1	(3)	(3)	(3)
	2421-42219	Other 2 inch Douglas Fir lumber.....	12/80	98.2	98.0	98.2	.2	1.9	(3)	(3)	(3)
	2421-4222	Ponderosa Pine.....	12/80	102.9	107.8	111.2	3.2	(3)	(3)	(3)	(3)
	2421-4224	White Fir.....	12/80	98.5	102.2	100.7	-1.5	2.3	(3)	(3)	(3)
	2421-42241	Std. and btr.....	12/80	(3)	102.8	(3)	(3)	(3)	(3)	(3)	(3)
	2421-42249	Other 2 inch White Fir lumber.....	12/80	99.0	100.9	102.8	1.9	4.6	(3)	(3)	(3)
	2421-4225	Western Hemlock.....	12/80	93.8	95.4	95.6	.2	2.1	(3)	(3)	(3)
	2421-42251	Dimension, std. and btr.....	12/80	(3)	(3)	(3)	(3)	(3)	(3)	(3)	(3)
	2421-42259	Other 2 inch Western Hemlock lumber..	12/80	97.0	98.9	99.3	.4	4.5	(3)	(3)	(3)
	2421-4226	Redwood 2 inch lumber.....	12/80	101.7	110.6	(3)	(3)	(3)	(3)	(3)	(3)
	2421-4228	Lodgepole Pine 2 inch lumber.....	12/80	98.5	100.5	102.5	1.9	2.3	(3)	(3)	(3)
	2421-4229	Other Western softwood 2 inch lumber..	12/80	98.4	98.9	99.8	.8	2.4	(3)	(3)	(3)
	2421-423	Lumber and timbers, over 2 inch nominal thickness.....	12/80	100.0	98.2	97.4	-.9	-1.2	(3)	(3)	(3)
	2421-4231	Douglas Fir.....	12/80	100.1	95.9	93.9	-2.1	-2.9	(3)	(3)	(3)
	2421-4239	Other Western softwood timbers.....	12/80	100.0	100.0	100.0	0	0	(3)	(3)	(3)
	2421-5	Wood chips.....	12/80	100.2	98.1	98.1	0	-2.1	(3)	(3)	(3)
	2421-577	Short tons.....	12/80	100.4	101.0	101.0	0	.6	(3)	(3)	(3)
	2421-578	Standard units.....	12/80	100.0	94.3	(3)	(3)	(3)	(3)	(3)	(3)
	2421-751	Other industrial cut stock.....	12/80	(3)	92.0	93.5	1.7	-1.6	(3)	(3)	(3)
	2421-8	Softwood flooring, siding and other sawmill and planing mill products.....	12/80	101.1	102.9	102.3	-.6	1.1	(3)	(3)	(3)
	2421-813	Woodsiding.....	12/80	99.3	100.5	101.5	1.1	1.6	(3)	(3)	(3)
	2421-817	Railway cross-ties and mine ties.....	12/80	100.0	(3)	98.1	(3)	(3)	(3)	(3)	(3)
	2421-897	Other sawmill products.....	12/80	104.8	113.2	113.2	0	8.0	(3)	(3)	(3)
	2421-M	Miscellaneous receipts.....	12/80	99.3	98.4	98.0	-.4	-1.3	(3)	(3)	(3)
	2421-Z89	Resales.....	12/80	98.9	97.5	(3)	(3)	(3)	(3)	(3)	(3)
	2421-S	Secondary products.....	12/80	98.1	97.2	97.1	-.1	-.2	(3)	(3)	(3)
2436		Softwood plywood.....	12/80	95.7	94.2	92.5	-1.8	-1.1	(3)	(3)	(3)
	2436-P	Primary products.....	12/80	94.6	94.1	90.9	-3.5	-1.6	(3)	(3)	(3)
	2436-3	Specialty softwood plywood.....	12/80	99.0	98.6	97.2	-1.5	-.3	(3)	(3)	(3)
	2436-4	Softwood veneer.....	12/80	91.6	101.6	90.5	-10.9	-2.5	(3)	(3)	(3)
	2436-5	Softwood plywood sheathing.....	12/80	94.5	91.5	89.7	-2.0	-2.0	(3)	(3)	(3)
	2436-511	Western and inland softwood plywood sheathing.....	12/80	94.1	92.3	91.1	-1.3	-1.6	(3)	(3)	(3)
	2436-51121	Western and inland CDX.....	12/80	92.5	90.4	86.0	-4.8	-4.7	(3)	(3)	(3)
	2436-51125	All other western and inland sheathing, exterior.....	12/80	95.8	92.8	92.4	-.5	-2.8	(3)	(3)	(3)
	2436-522	Southern softwood plywood sheathing.....	12/80	95.0	90.6	88.1	-2.7	-2.4	(3)	(3)	(3)
	2436-52231	Southern CDX.....	12/80	96.0	(3)	89.0	(3)	(3)	(3)	(3)	(3)
	2436-52232	All other southern sheathing, interior..	12/80	91.0	88.4	85.2	-3.5	-.6	(3)	(3)	(3)

See footnotes at end of table

Table 4. Continued—Producer price indexes for the net output of selected industries and their products

Industry code	Product code	Industry and product 1/	Index base	Index			Percent change to May 1981 from --				
				Jan. 1981 2/	Apr. 1981 2/	May 1981 2/	Apr. 1981	Feb. 1981	Nov. 1980	May 1980	
2436		Softwood plywood.....									
		(Cont'd)									
	2436-52233	All other southern sheathing, exterior..	12/80	93.3	90.8	86.4	-4.8	-1.4	(3)	(3)	
	2436-6	Sanded softwood plywood.....	12/80	95.7	97.1	93.3	-3.9	-7	(3)	(3)	
	2436-611	Western and inland sanded softwood plywood.....	12/80	95.2	97.5	92.6	-5.0	-9	(3)	(3)	
	2436-61121	Western and inland A-C, exterior.....	12/80	94.2	98.1	91.5	-6.7	-4	(3)	(3)	
	2436-61122	All other western and inland sanded, interior.....	12/80	96.0	98.1	92.7	-5.5	-1.2	(3)	(3)	
	2436-5	Secondary products.....	12/80	100.2	97.7	100.6	3.0	1.1	(3)	(3)	
2511		Wood household furniture, except upholstered	12/79	109.6	111.9	112.4	.5	2.4	3.8	7.7	
	2511-P	Primary products.....	12/79	110.2	112.5	113.0	.5	2.4	3.8	7.8	
	2511-2	Wood living room, library, family room and den furniture.....	12/79	110.6	112.5	112.9	.4	2.4	3.1	7.6	
	2511-231	Chairs, except dining room (including rockers).....	12/79	113.1	115.8	118.2	2.1	4.4	4.6	20.5	
	2511-241	Tables, except card and telephone tables.....	12/79	111.3	(3)	(3)	(3)	(3)	(3)	(3)	
	2511-251	Desks.....	12/79	109.9	114.2	114.2	0	3.9	3.9	7.6	
	2511-271	Credenzas, bookcases, and bookshelves....	12/79	110.2	113.1	113.1	0	(3)	3.0	5.9	
	2511-298	Other nonupholstered living room furniture.....	12/79	106.7	(3)	(3)	(3)	(3)	(3)	(3)	
	2511-3	Wood dining room and kitchen furniture, except cabinets.....	12/79	112.1	114.8	115.6	.6	2.9	4.7	9.7	
	2511-311	Tables, dining room, 30 x 40 inches and greater.....	12/79	111.7	114.0	115.1	1.0	2.8	5.0	10.9	
	2511-331	Chairs, dining room.....	12/79	113.1	115.6	116.3	.6	2.9	4.2	10.7	
	2511-351	Buffets and servers, dining room.....	12/79	111.2	(3)	(3)	(3)	(3)	(3)	(3)	
	2511-371	China and corner cabinets, dining room.....	12/79	110.9	113.0	113.0	0	(3)	4.7	5.2	
	2511-398	Other dining room and kitchen furniture.....	12/79	112.4	115.2	117.0	1.6	1.5	6.8	8.4	
	2511-5	Wood bedroom furniture.....	12/79	109.4	111.6	112.9	1.1	2.6	4.4	7.7	
	2511-5A	Beds, headboards and footboards.....	12/79	108.3	110.1	112.4	2.1	3.3	4.6	7.8	
	2511-511	Beds, except bunk beds.....	12/79	108.5	110.9	111.7	.7	(3)	3.2	5.2	
	2511-513	Headboards and headboard sets.....	12/79	106.9	108.6	110.9	2.1	2.9	5.0	7.8	
	2511-521	Dressers, vanities and dressing tables....	12/79	111.4	112.9	114.0	.9	1.7	3.9	7.4	
	2511-533	Wardrobes and wardrobe-type cabinets....	12/79	107.5	109.4	109.9	.4	(3)	4.0	4.7	
	2511-535	Chests of drawers.....	12/79	108.6	111.6	112.0	.4	2.2	4.6	7.4	
	2511-561	Night tables and stands.....	12/79	107.3	109.8	111.7	1.7	3.5	4.5	8.5	
	2511-598	Other nonupholstered bedroom furniture....	12/79	111.9	116.0	116.2	2.2	3.9	5.8	10.9	
	2511-7	Outdoor and unpainted wood furniture....	12/79	108.5	113.2	108.6	-4.0	-.1	(3)	(3)	
	2511-741	Unpainted wood furniture.....	12/79	104.7	105.4	105.4	0	1.7	2.5	3.4	
	2511-M	Miscellaneous receipts.....	12/79	100.0	(3)	(3)	(3)	(3)	(3)	(3)	
	2511-S	Secondary products.....	12/79	106.6	109.9	110.5	.5	2.7	4.9	9.9	
	2511-555	Other secondary products.....	12/79	105.7	109.3	109.7	.4	2.2	(3)	(3)	
	2512-5	Upholstered wood household furniture....	12/79	107.5	109.8	110.9	1.0	(3)	4.5	13.9	
2522		Metal office furniture.....	12/79	111.4	113.8	115.6	1.6	2.6	(3)	(3)	
	2522-P	Primary products.....	12/79	111.1	113.7	115.6	1.7	2.6	5.9	9.8	
	2522-1	Seating.....	12/79	109.0	112.9	115.2	2.0	2.8	6.9	9.1	
	2522-115	All other chairs, except stacking.....	12/79	108.9	111.8	114.8	2.6	(3)	6.6	9.2	
	2522-2	Desks.....	12/79	111.2	113.6	115.9	2.0	2.3	8.6	12.4	
	2522-221	Executive desks.....	12/79	120.4	123.1	123.4	.3	2.5	(3)	(3)	
	2522-231	Clerical and secretarial desks.....	12/79	107.4	109.7	112.8	2.8	2.2	5.7	10.6	
	2522-3	Cabinets and cases.....	12/79	112.7	115.2	115.6	.4	2.7	4.4	9.8	
	2522-311	Letter file cabinets.....	12/79	110.5	111.6	112.9	1.2	(3)	4.5	10.5	
	2522-316	Other vertical file cabinets.....	12/79	123.4	123.4	(3)	(3)	(3)	(3)	(3)	
	2522-317	Horizontal file cabinets.....	12/79	106.7	108.9	108.9	0	(3)	-2.0	4.5	
	2522-4	Other metal office furniture.....	12/79	111.0	111.7	116.3	4.1	2.3	4.7	7.7	
	2522-411	Tables and stands.....	12/79	105.6	107.7	(3)	(3)	(3)	(3)	(3)	
	2522-498	Miscellaneous metal office furniture....	12/79	114.5	118.6	120.2	1.4	1.4	(3)	(3)	
	2522-5	Secondary products.....	12/79	115.1	118.0	(3)	(3)	(3)	(3)	(3)	
2653		Corrugated and solid fiber boxes.....	03/80	102.3	107.7	108.3	.6	4.6	6.8	7.2	
	2653-P	Primary products.....	03/80	102.3	108.0	108.6	.6	4.8	7.2	7.5	
	2653-1	Corrugated shipping containers.....	03/80	102.3	107.6	108.2	.5	4.7	6.8	7.1	
	2653-112	For foods and beverages.....	03/80	102.7	108.1	108.2	0	4.1	6.3	6.9	
	2653-113	For paper and allied products.....	03/80	101.5	105.5	(3)	(3)	(3)	(3)	(3)	
	2653-115	For glass, clay, and stone products.....	03/80	101.4	107.0	108.6	1.5	4.8	8.6	8.3	
	2653-116	For metal products and machinery, equipment and supplies, except electrical.....	03/80	102.1	107.4	108.8	1.3	4.6	7.7	7.0	

See footnotes at end of table

Table 4. Continued—Producer price indexes for the net output of selected industries and their products

Industry code	Product code	Industry and product 1/	Index base	Index			Percent change to May 1981 from --			
				Jan. 1981 2/	Apr. 1981 2/	May 1981 2/	Apr. 1981	Feb. 1981	Nov. 1980	May 1980
2653		Corrugated and solid fiber boxes..... (Cont'd)								
	2653-118	For electrical machinery, equipment, supplies and appliances.....	03/80	99.5	103.8	105.3	1.5	4.1	4.1	4.1
	2653-119	For all other uses not specified above...	03/80	103.0	108.9	109.2	.2	6.0	7.9	8.7
	2653-3	Corrugated paperboard in sheets and rolls, lined and unlined.....	03/80	103.3	113.8	115.4	1.4	5.7	12.9	12.5
	2653-4	Corrugated and solid fiber pallets, pads, and partitions.....	03/80	101.6	109.9	110.8	.8	5.7	9.1	9.5
2711		Newspaper publishing.....	12/79	115.8	117.7	118.2	.5	1.9	7.8	11.3
	2711-P	Primary products.....	12/79	116.2	118.1	118.7	.5	2.0	8.1	11.6
	2711-6	Circulation.....	12/79	113.7	115.0	115.8	.7	1.7	4.6	10.7
	2711-61	Subscriptions.....	12/79	113.7	115.1	115.8	.6	1.6	4.7	9.9
	2711-611	Through intermediary.....	12/79	113.6	115.3	116.0	.6	1.8	4.6	10.0
	2711-612	Direct to reader.....	12/79	114.5	114.5	(3)	(3)	(3)	(3)	(3)
	2711-62	Single copy sales.....	12/79	113.8	114.8	116.0	1.0	1.9	4.4	12.8
	2711-621	Through intermediary.....	12/79	115.4	117.7	120.4	2.3	4.3	5.1	17.2
	2711-622	Direct to reader.....	12/79	111.8	(3)	111.8	(3)	0	3.9	(3)
	2711-7	Advertising.....	12/79	117.0	119.1	119.6	.4	2.1	9.2	11.9
	2711-71	Classified advertising.....	12/79	125.2	125.8	126.1	.3	.6	(3)	(3)
	2711-72	Commercial advertising.....	12/79	114.3	116.9	117.5	.5	2.6	7.1	9.8
	2711-721	National advertising.....	12/79	116.4	116.3	117.6	1.2	1.2	5.2	10.3
	2711-722	Other advertising.....	12/79	114.1	117.0	117.5	.4	2.8	7.4	9.8
	2711-M	Miscellaneous receipts.....	12/79	113.9	114.1	114.1	0	.1	4.2	13.4
	2711-XY9	Contract work and other miscellaneous receipts.....	12/79	106.7	106.7	(3)	(3)	(3)	(3)	(3)
	2711-Z89	Resales.....	12/79	128.8	129.3	129.3	0	.4	.4	(3)
	2711-S	Secondary products.....	12/79	105.8	106.6	106.6	0	.6	2.0	3.8
	2711-SSS	Other, except preprinted newspaper inserts.....	12/79	105.6	(3)	105.9	(3)	0	(3)	(3)
2721		Periodical publishing.....	12/79	110.6	111.6	112.1	.5	2.2	4.1	7.7
	2721-P	Primary products.....	12/79	111.1	112.0	112.6	.5	2.3	4.2	8.2
	2721-A	Advertising.....	12/79	113.8	113.0	113.5	.5	1.3	5.4	7.8
	2721-2	Farm periodicals.....	12/79	109.4	113.2	113.1	-1.1	1.9	6.7	6.7
	2721-211	General farm periodicals.....	12/79	108.2	111.5	111.4	-1.1	3.0	(3)	(3)
	2721-4	Business periodicals.....	12/79	112.9	116.2	117.8	1.4	2.4	6.9	10.0
	2721-411	Industrial periodicals.....	12/79	110.7	(3)	(3)	(3)	(3)	(3)	(3)
	2721-413	Merchandising periodicals.....	12/79	118.8	119.4	(3)	(3)	(3)	(3)	(3)
	2721-415	Professional periodicals.....	12/79	110.3	(3)	(3)	(3)	(3)	(3)	(3)
	2721-6	General periodicals.....	12/79	114.3	111.2	111.2	0	.6	4.6	6.8
	2721-643	Women's periodicals.....	12/79	115.0	113.5	(3)	(3)	(3)	(3)	(3)
	2721-653	General interest periodicals.....	12/79	116.5	110.7	(3)	(3)	(3)	(3)	(3)
	2721-663	General news periodicals.....	12/79	107.8	107.8	(3)	(3)	(3)	(3)	(3)
	2721-73	Other periodicals.....	12/79	106.7	106.1	110.3	4.0	4.0	3.8	5.3
	2721-733	Religious periodicals.....	12/79	106.3	106.3	114.1	7.3	7.3	7.3	8.3
	2721-737	Receipts.....	12/79	107.1	105.8	105.8	0	.1	-5.5	(3)
	2721-C	Circulation.....	12/79	108.1	110.9	111.5	.5	3.5	3.5	8.4
	2721-112	General farm periodicals.....	12/79	139.7	139.7	139.7	0	0	(3)	(3)
	2721-3	Business periodicals.....	12/79	115.0	115.6	115.6	0	0	3.2	7.4
	2721-307	Industrial periodicals.....	12/79	111.9	115.0	115.0	0	0	3.7	7.1
	2721-317	Professional periodicals.....	12/79	115.4	115.4	115.4	0	0	5.1	12.9
	2721-5	General periodicals.....	12/79	106.6	110.1	110.9	.7	4.5	3.7	9.2
	2721-54	Women's periodicals.....	12/79	101.6	102.3	102.3	0	.6	(3)	(3)
	2721-543	Subscriptions.....	12/79	102.1	102.1	102.1	0	0	(3)	(3)
	2721-545	Single copy sales.....	02/80	101.1	102.4	(3)	(3)	(3)	(3)	(3)
	2721-55	General interest periodicals.....	12/79	108.6	112.8	114.1	1.2	5.8	3.8	11.4
	2721-553	Subscriptions.....	12/79	109.6	(3)	(3)	(3)	(3)	(3)	(3)
	2721-555	Single copy sales.....	12/79	107.1	116.7	(3)	(3)	(3)	(3)	(3)
	2721-56	General news periodicals.....	12/79	106.2	109.6	(3)	(3)	(3)	(3)	(3)
	2721-563	Subscriptions.....	12/79	103.4	104.7	104.7	0	1.7	2.0	1.0
	2721-7A	Other periodicals.....	12/79	112.5	115.3	115.3	0	3.4	3.9	7.3
	2721-703	Religious periodicals.....	12/79	102.1	102.1	102.1	0	0	(3)	(3)
	2721-M	Miscellaneous receipts.....	12/79	102.1	102.1	102.1	0	0	0	.2
	2721-XY9	Contract work and other miscellaneous receipts.....	12/79	102.1	102.1	102.1	0	0	0	.2
	2721-S	Secondary products.....	12/79	109.1	110.7	110.7	0	1.5	1.5	5.3
	2721-SSS	Other secondary products.....	12/79	117.8	120.3	120.3	0	2.1	(3)	(3)
	2731-S	Book publishing.....	12/79	106.2	107.6	107.6	0	1.5	1.4	4.1
2731		Book publishing.....	12/80	103.5	104.7	104.9	.1	3.0	(3)	(3)

See footnotes at end of table

Table 4. Continued—Producer price indexes for the net output of selected industries and their products

Industry code	Product code	Industry and product 1/	Index base	Index			Percent change to May 1981 from --				
				Jan. 1981 2/	Apr. 1981 2/	May 1981 2/	Apr. 1981	Feb. 1981	Nov. 1980	May 1980	
2731		Book publishing.....									
		(Cont'd)									
	2731-P	Primary products.....	12/80	103.5	104.6	104.7	0.1	3.1	(3)	(3)	
	2731-1	Textbooks.....	12/80	102.4	104.2	104.4	.2	1.6	(3)	(3)	
	2731-1A	Elementary textbooks.....	12/80	103.5	104.3	103.9	-.4	-.4	(3)	(3)	
	2731-111	Hardbound.....	12/80	103.7	104.9	(3)	(3)	(3)	(3)	(3)	
	2731-112	Paperbound.....	12/80	102.8	102.8	(3)	(3)	(3)	(3)	(3)	
	2731-1B	High school textbooks.....	12/80	101.0	101.8	102.0	-.2	-.6	(3)	(3)	
	2731-113	Hardbound.....	12/80	101.1	102.1	(3)	(3)	(3)	(3)	(3)	
	2731-1C	College textbooks.....	12/80	102.0	103.6	103.9	.3	1.8	(3)	(3)	
	2731-115	Hardbound.....	12/80	100.1	102.1	102.5	.4	2.3	(3)	(3)	
	2731-116	Paperbound.....	12/80	109.6	109.6	109.6	0	0	(3)	(3)	
	2731-12	Workbooks.....	12/80	103.2	107.9	108.8	.9	5.5	(3)	(3)	
	2731-121	Elementary workbooks.....	12/80	103.3	103.3	(3)	(3)	(3)	(3)	(3)	
	2731-125	College workbooks.....	12/80	111.1	111.1	117.5	5.8	5.8	(3)	(3)	
	2731-3	Technical, scientific and professional books.....	12/80	100.9	103.8	103.9	.1	3.1	(3)	(3)	
	2731-32	Medical books.....	12/80	102.0	104.4	104.7	.3	2.6	(3)	(3)	
	2731-325	Hardbound.....	12/80	102.3	104.2	104.5	.3	2.2	(3)	(3)	
	2731-327	Paperbound.....	12/80	100.0	105.9	105.9	0	(3)	(3)	(3)	
	2731-33	Business books.....	12/80	100.0	100.0	100.0	0	0	(3)	(3)	
	2731-335	Hardbound.....	12/80	100.0	100.0	100.0	0	0	(3)	(3)	
	2731-34	Other technical, scientific and professional books.....	12/80	101.7	110.1	110.1	0	9.0	(3)	(3)	
	2731-345	Hardbound.....	12/80	101.4	112.1	112.1	0	(3)	(3)	(3)	
	2731-4	Religious books.....	12/80	102.8	104.7	104.7	0	1.1	(3)	(3)	
	2731-44	Other religious books.....	12/80	101.1	103.4	103.4	0	.9	(3)	(3)	
	2731-447	Paperbound.....	12/80	102.7	(3)	(3)	(3)	(3)	(3)	(3)	
	2731-5	General books.....	12/80	105.2	104.9	105.1	-.2	4.3	(3)	(3)	
	2731-531	Mass market books.....	12/80	99.1	98.3	98.5	-.3	-1.5	(3)	(3)	
	2731-54	Adult trade books.....	12/80	102.2	102.1	102.3	-.2	-.3	(3)	(3)	
	2731-541	Hardbound.....	12/80	102.9	(3)	(3)	(3)	(3)	(3)	(3)	
	2731-543	Paperbound.....	12/80	101.0	100.5	101.2	-.7	-.2	(3)	(3)	
	2731-55	Juvenile books.....	12/80	100.0	(3)	(3)	(3)	(3)	(3)	(3)	
	2731-7	General reference books.....	12/80	106.5	106.5	106.5	0	6.5	(3)	(3)	
	2731-74	Other reference books.....	12/80	99.7	99.7	99.7	0	0	(3)	(3)	
	2731-749	Other.....	12/80	(3)	100.0	100.0	0	(3)	(3)	(3)	
	2731-5	Secondary products.....	12/80	105.3	110.5	110.5	0	(3)	(3)	(3)	
2812		Alkalies and chlorine.....	12/80	105.9	111.9	114.7	2.4	5.7	(3)	(3)	
	2812-P	Primary products.....	12/80	107.9	116.6	118.5	1.6	5.8	(3)	(3)	
	2812-1	Chlorine.....	12/80	99.8	96.0	96.0	0	-6.4	(3)	(3)	
	2812-111	Chlorine gas.....	12/80	101.0	100.4	100.6	.2	(3)	(3)	(3)	
	2812-115	Liquid chlorine.....	12/80	(3)	(3)	95.5	(3)	(3)	(3)	(3)	
	2812-3	Sodium hydroxide (caustic soda).....	12/80	112.7	129.0	132.7	2.8	12.7	(3)	(3)	
	2812-365	All other concentrations - liquid.....	12/80	(3)	139.3	144.9	4.0	16.7	(3)	(3)	
	2812-36511	50 percent regular diaphragm grade.....	12/80	102.8	104.2	108.4	4.0	5.5	(3)	(3)	
	2812-5	Secondary products.....	12/80	102.8	104.2	108.4	4.0	5.5	(3)	(3)	
2821		Plastic materials and resins.....	12/80	101.1	105.1	106.2	1.0	4.4	(3)	(3)	
	2821-P	Primary products.....	12/80	100.3	104.3	105.4	1.0	4.6	(3)	(3)	
	2821-3	Thermoplastic resins.....	12/80	100.1	104.4	105.6	1.2	4.9	(3)	(3)	
	2821-331	Low density polyethylene resins.....	12/80	100.1	105.2	105.2	0	3.3	(3)	(3)	
	2821-33101	For film and sheeting.....	12/80	100.2	104.8	104.8	0	4.7	(3)	(3)	
	2821-341	High density polyethylene resins.....	12/80	99.4	104.0	104.0	0	7.1	(3)	(3)	
	2821-34101	For blow molding.....	12/80	103.9	(3)	(3)	(3)	(3)	(3)	(3)	
	2821-351	Polypropylene resins.....	12/80	99.5	105.0	106.3	1.3	6.7	(3)	(3)	
	2821-361	Styrene plastics materials.....	12/80	98.6	103.3	103.9	.6	(3)	(3)	(3)	
	2821-36101	Straight polystyrene resins.....	12/80	100.3	102.0	103.4	1.3	2.9	(3)	(3)	
	2821-36102	Rubber modified polystyrene resins.....	12/80	100.4	109.4	111.8	2.2	10.9	(3)	(3)	
	2821-36103	Acrylonitrile - Butadiene - Styrene (ABS) resins.....	12/80	99.1	102.0	102.5	.5	2.1	(3)	(3)	
	2821-371	Vinyl and vinylidene resins.....	12/80	(3)	(3)	(3)	(3)	(3)	(3)	(3)	
	2821-37101	Homopolymer resins, excluding dispersion.....	12/80	98.8	101.3	(3)	(3)	(3)	(3)	(3)	
	2821-37102	Copolymer resins excluding dispersion.....	12/80	101.9	102.4	104.2	1.7	2.0	(3)	(3)	
	2821-399	Other non-engineering thermoplastic resins.....	12/80	101.3	104.2	104.5	.3	3.3	(3)	(3)	
	2821-4	Thermosetting resins.....	12/80	(3)	(3)	(3)	(3)	(3)	(3)	(3)	
	2821-411	Epoxy resins.....	12/80	102.2	103.8	104.7	.9	3.8	(3)	(3)	
	2821-421	Phenolic and other tar acid resins.....	12/80	102.8	103.3	104.4	.5	(3)	(3)	(3)	
	2821-42102	All other phenolic and other tar acid resins.....	12/80	102.8	103.3	104.4	.5	(3)	(3)	(3)	
	2821-431	Polyester resins, unsaturated.....	12/80	100.6	106.2	105.9	-.3	4.9	(3)	(3)	

See footnotes at end of table

Table 4. Continued—Producer price indexes for the net output of selected industries and their products

Industry code	Product code	Industry and product 1/	Index base	Index			Percent change to May 1981 from --				
				Jan. 1981 2/	Apr. 1981 2/	May 1981 2/	Apr. 1981	Feb. 1981	Nov. 1980	May 1980	
2821		Plastic materials and resins.....									
		(Cont'd)									
	2821-441	Urea - formaldehyde resins.....	12/80	104.2	107.1	107.1	0.0	2.8	(3)	(3)	
	2821-499	All other thermosetting resins.....	12/80	100.0	102.8	103.3	.5	2.5	(3)	(3)	
	2821-5	Secondary products.....	12/80	105.1	108.5	109.7	1.1	2.9	(3)	(3)	
2831		Biological products.....	03/80	104.1	105.1	105.3	.1	.2	2.1	1.8	
	2831-P	Primary products.....	03/80	103.2	104.4	104.5	.1	0	1.9	1.5	
	2831-1	Blood and blood derivatives, for human use	03/80	98.2	98.2	98.2	0	0	.5	-.9	
	2831-117	Normal human blood serum.....	03/80	103.0	103.0	103.0	0	0	(3)	(3)	
	2831-119	Other blood derivatives or fractions, except those used for passive immunization.....	03/80	96.6	96.6	96.6	0	0	(3)	(3)	
	2831-2	Vaccines, toxoids and antigens, for human use.....	12/80	101.7	100.1	100.1	0	-4.1	(3)	(3)	
	2831-213	Antigens.....	03/80	108.6	(3)	106.8	(3)	(3)	(3)	6.8	
	2831-4	Diagnostic substances and other biologics, except for industrial use.....	03/80	106.9	109.2	109.5	.3	.3	3.1	3.0	
	2831-413	Allergenic extracts, including poison ivy and poison oak extracts and allergens...	03/80	109.1	110.9	110.9	0	0	(3)	(3)	
	2831-415	Diagnostic substances, except diagnostic allergens.....	03/80	106.8	109.2	(3)	(3)	(3)	(3)	(3)	
	2831-5	Biological products for veterinary use....									
	2831-513	Vaccines, bacterins, toxoids and other antigens (except allergens) for active immunization.....	03/80	99.7	99.8	99.7	-.1	0	.3	-.3	
	2831-5	Secondary products.....	03/80	108.3	109.1	109.1	0	2.5	2.5	3.0	
	2831-555	Other secondary products.....	03/80	107.2	108.2	108.2	0	.9	.9	.9	
	2834-5	Pharmaceuticals.....	03/80	110.1	110.7	110.7	0	5.8	5.7	7.4	
2844		Toilet preparations.....	03/80	111.9	115.6	115.4	-.2	1.5	5.4	11.4	
	2844-P	Primary products.....	03/80	114.5	116.1	115.7	-.3	-.6	5.3	10.4	
	2844-1	Shaving preparations.....	03/80	101.3	109.8	112.9	2.9	11.5	12.1	6.3	
	2844-135	Shaving soaps and creams.....	03/80	112.8	(3)	128.2	(3)	(3)	13.6	11.4	
	2844-156	Perfume, toilet water, and cologne.....	03/80	96.7	(3)	105.8	(3)	(3)	12.7	4.5	
	2844-2	Perfume.....	03/80	113.6	114.1	114.2	.1	.3	5.9	13.9	
	2844-2A	Liquid and solid perfume.....	03/80	114.4	105.5	105.6	0	-7.8	-4.4	5.5	
	2844-223	Cologne and toilet water.....	03/80	119.0	96.3	96.4	.1	-19.0	-17.1	(3)	
	2844-232	Hair preparations.....	03/80	113.1	(3)	(3)	(3)	(3)	(3)	(3)	
	2844-3	Hair tonics and rinses.....	03/80	115.3	116.7	117.8	.9	1.2	6.5	7.6	
	2844-3A	Hair tonics.....	03/80	119.1	119.2	119.0	-.2	1.8	6.9	9.8	
	2844-321	Hair dressings and sprays.....	03/80	114.6	114.4	(3)	(3)	(3)	(3)	(3)	
	2844-3B	Hair dressings.....	03/80	124.2	134.1	133.5	-.4	-.3	8.1	8.7	
	2844-341	Hair sprays.....	03/80	116.0	119.9	(3)	(3)	(3)	(3)	(3)	
	2844-36A	Aerosol hair sprays.....	03/80	126.5	137.1	137.1	0	0	8.4	7.8	
	2844-363	Shampoos.....	03/80	107.6	108.1	109.5	1.3	1.7	3.4	5.0	
	2844-31	Synthetic organic detergent.....	03/80	110.0	109.9	110.0	0	0	2.1	4.2	
	2844-316	Liquid synthetic organic detergent.....	03/80	(3)	107.4	107.4	0	0	-.1	2.9	
	2844-313	Soap shampoos.....	03/80	102.1	104.4	111.1	6.4	(3)	9.3	9.7	
	2844-337	Permanents - both home and commercial....	03/80	(3)	108.8	112.1	3.1	4.8	9.2	13.4	
	2844-351	Hair coloring preparations.....	03/80	110.7	110.7	110.7	0	0	10.4	10.0	
	2844-398	Other hair preparations.....	03/80	101.2	87.7	105.9	20.7	4.7	1.7	5.6	
	2844-5	Other cosmetics and toilet preparations...	03/80	116.9	118.0	115.9	-1.8	-3.4	3.4	12.3	
	2844-51	Creams and lotions.....	03/80	107.9	115.1	109.4	-5.0	-5.5	4.5	10.3	
	2844-51A	Cleansing creams.....	03/80	113.5	122.3	109.9	-10.2	-10.5	3.5	10.6	
	2844-511	Foundation creams.....	03/80	119.3	158.6	109.5	-31.0	-28.7	-.3	3.4	
	2844-512	Lubricating creams, including hormone creams.....	03/80	107.5	108.1	108.1	0	-.4	3.1	7.3	
	2844-514	Other creams.....	03/80	121.4	114.6	114.6	0	-5.6	2.3	20.7	
	2844-51B	Lotions and oils.....	03/80	107.5	108.9	108.9	0	1.3	8.7	8.9	
	2844-515	Suntan lotions and sunscreens, including oils.....	03/80	102.9	108.8	109.5	.7	.1	6.7	10.8	
	2844-518	Hand lotions.....	03/80	104.9	104.9	105.2	.3	(3)	4.9	4.3	
	2844-519	Other lotions & oils, including petroleum jellies but excluding hair, aftershave & bath oils.....	03/80	100.1	106.4	107.2	.8	-.8	6.5	11.7	
	2844-52A	Cosmetics.....	03/80	105.7	108.4	111.0	2.4	2.4	5.0	7.0	
	2844-521	Lip preparations (lipstick, lip gloss, etc.).....	03/80	123.2	118.8	118.9	.1	-4.9	5.6	17.6	
	2844-522	Blushers (rouges), excluding lip rouge..	03/80	116.4	(3)	(3)	(3)	(3)	(3)	(3)	
			03/80	101.6	104.7	104.7	0	3.1	3.1	4.7	

See footnotes at end of table

Table 4. Continued—Producer price indexes for the net output of selected industries and their products

Industry code	Product code	Industry and product 1/	Index base	Index			Percent change to May 1981 from --				
				Jan. 1981 2/	Apr. 1981 2/	May 1981 2/	Apr. 1981	Feb. 1981	Nov. 1980	May 1980	
2844		Toilet preparations..... (Cont'd)									
	2844-523	Eye preparations (mascara, eye shadows, eye liners, eye creams, etc.).....	03/80	133.1	132.9	133.4	0.4	1.0	24.6	36.4	
	2844-52B	Deodorants.....	03/80	124.6	127.2	124.3	-2.3	-4	6.4	9.3	
	2844-52C	Underarm deodorants.....	03/80	(3)	129.1	123.4	-4.4	-2.8	3.5	5.8	
	2844-527	Aerosol underarm deodorants.....	03/80	104.1	(3)	107.2	(3)	(3)	6.5	13.0	
	2844-528	Liquid, cream and roll-on deodorants.....	03/80	119.7	120.4	121.2	.6	1.7	1.2	21.7	
	2844-53	Manicure preparations.....	03/80	127.6	128.4	129.4	.8	2.0	.8	30.1	
	2844-531	Nail lacquers and enamels.....	03/80	110.2	111.1	112.1	.9	1.4	9.0	11.5	
	2844-54	Powders.....	03/80	109.7	112.1	112.4	.2	2.5	12.4	10.9	
	2844-543	Face powders.....	03/80	104.2	105.8	110.8	4.7	6.3	6.3	9.7	
	2844-549	Wet application powders, and other powders, including foot powders.....	03/80	(3)	(3)	(3)	(3)	(3)	(3)	(3)	
	2844-56	Bath oils and salts.....	03/80	86.2	105.0	105.0	0	21.3	4.8	22.1	
	2844-561	Miscellaneous receipts.....	03/80	118.5	120.6	123.6	2.6	4.3	7.7	17.5	
	2844-M	Secondary products.....	03/80								
	2844-5										
2873		Nitrogenous fertilizers.....	12/79	118.9	129.6	130.8	1.0	7.7	(3)	(3)	
	2873-P	Primary products.....	12/79	111.4	124.3	125.8	1.2	10.0	18.6	13.1	
	2873-1	Synthetic ammonia, nitric acid and ammonium compounds.....	12/79	109.7	124.4	125.1	.6	10.6	(3)	(3)	
	2873-1A	Nitrate (100% NH4NO3).....	12/79	116.6	128.0	132.7	3.7	6.9	19.6	10.9	
	2873-15A	Nitrate for fertilizer use.....	12/79	118.6	132.4	138.3	4.4	8.1	23.7	14.1	
	2873-152	Solid nitrate.....	12/79	109.4	118.8	118.0	-.6	10.7	(3)	(3)	
	2873-1B	Nitrogen solutions and other ammonium compounds.....	12/79	108.6	119.0	118.0	-.8	12.3	19.6	5.4	
	2873-155	Nitrogen solutions, including mixtures containing urea (100%N).....	12/79	106.4	126.0	125.6	-.3	(3)	21.5	(3)	
	2873-13	Anhydrous and aqua ammonia.....	12/79	118.1	124.0	128.8	3.9	7.7	14.9	10.9	
	2873-131	Anhydrous ammonia.....	12/79	146.7	147.0	147.0	0	-.2	.7	41.5	
	2873-2	Urea.....	12/79	102.3	103.3	103.3	0	-1.0	(3)	(3)	
	2873-5	Secondary products.....	12/79	117.7	118.7	118.7	0	.8	(3)	(3)	
	2874-5	Phosphatic fertilizers.....	12/79	110.9	111.4	111.3	-.2	-.1	(3)	(3)	
	2874-5	Mixed fertilizers.....	12/79	111.4	110.9	110.7	-.2	-.9	2.4	4.9	
2874		Phosphatic fertilizers.....	12/79	124.8	123.9	123.7	-.2	-.6	2.1	14.8	
	2874-P	Primary products.....	12/79	110.0	108.8	108.5	-.3	-1.6	2.3	3.5	
	2874-1	Phosphoric acid.....	12/79	111.3	106.2	105.8	-.4	-4.6	1.5	5.2	
	2874-151	Wet process phosphoric acid.....	12/79	110.8	105.4	105.0	-.4	-5.2	1.0	4.8	
	2874-2	Superphosphate and other phosphatic fertilizer materials.....	12/79	109.6	109.6	109.3	-.2	-.7	1.9	1.7	
	2874-2A	Superphosphate.....	12/79	111.6	111.5	111.2	-.3	-.8	2.2	(3)	
	2874-241	Triple superphosphates (42% P2O5 and above).....	12/79	108.4	110.9	111.0	0	1.2	4.2	5.1	
	2874-2B	Ammonium phosphates and other phosphatic fertilizer materials.....	12/79	100.1	102.4	102.4	0	.3	(3)	(3)	
	2874-251	Ammonium phosphates.....	12/79	107.6	110.3	110.3	0	1.4	(3)	(3)	
	2874-3	Mixed fertilizers, produced from one or more materials made in the same plant.....	12/79	108.5	113.9	114.0	.1	3.4	7.4	10.1	
	2874-31	Complete mixed fertilizer, dry form.....	12/79	115.0	(3)	(3)	(3)	(3)	(3)	(3)	
	2874-313	Complete mixed fertilizer, dry form, other N-P-K.....	12/79								
	2874-31306	Complete mixed fertilizer, dry form, other N-P-K.....	12/79								
	2874-5	Secondary products.....	12/79								
2875		Fertilizers, mixing only.....	12/79	112.6	119.7	120.5	.7	2.4	8.2	11.1	
	2875-P	Mixed fertilizers (made by plants which do not manufacture phosphatic fertilizer materials).....	12/79	112.7	119.3	120.4	.9	1.8	8.6	10.9	
	2875-2A	Complete mixed fertilizers (guarantees N, P2O5 and K2O).....	12/79	111.3	118.2	118.9	.7	1.6	8.4	10.3	
	2875-213	Complete mixed fertilizer, dry form.....	12/79	112.1	119.5	120.4	.7	1.8	8.8	11.1	
	2875-21301	Complete mixed fertilizer, dry form, 5-10-15 N-P-K.....	12/79	114.5	118.5	118.3	-.2	.7	5.7	8.7	
	2875-21302	Complete mixed fertilizer, dry form, 6-24-24 N-P-K.....	12/79	112.5	115.7	115.7	0	-.7	5.2	2.3	
	2875-21303	Complete mixed fertilizer, dry form, 10-10-10 N-P-K.....	12/79	113.4	119.3	119.7	.4	1.7	8.0	9.3	
	2875-21304	Complete mixed fertilizer, dry form, 12-12-12 n-p-k.....	12/79	(3)	126.4	126.4	0	0	(3)	(3)	

See footnotes at end of table

Table 4. Continued—Producer price indexes for the net output of selected industries and their products

Industry code	Product code	Industry and product 1/	Index base	Index			Percent change to May 1981 from --				
				Jan. 1981 2/	Apr. 1981 2/	May 1981 2/	Apr. 1981	Feb. 1981	Nov. 1980	May 1980	
2875		Fertilizers, mixing only..... (Cont'd)									
	2875-21306	Complete mixed fertilizer, dry form, miscellaneous N-P-K.....	12/79	111.6	119.3	120.3	0.8	1.9	(3)	(3)	(3)
	2875-227	Complete mixed fertilizers, liquid form..	12/79	121.6	122.7	122.7	0	0	(3)	(3)	(3)
	2875-28	Incomplete mixed fertilizers.....	12/80	102.0	105.9	108.7	2.6	3.3	(3)	(3)	(3)
	2875-231	Incomplete mixed fertilizers, grades guaranteeing P205 and K20 only.....	12/79	107.9	112.9	112.9	0	3.1	3.4	4.8	
	2875-M	Miscellaneous receipts.....	12/79	108.0	117.4	117.4	0	5.1	7.3	8.2	
	2875-289	Resales.....	12/79	(3)	117.4	117.4	0	5.3	7.3	8.2	
	2875-5	Secondary products.....	12/79	132.7	136.2	135.9	-2	2.6	6.4	26.2	
2892		Explosives.....	12/80	102.1	114.9	111.2	-3.2	6.4	(3)	(3)	(3)
	2892-P	Primary products.....	12/80	101.8	115.0	111.1	-3.4	6.8	(3)	(3)	(3)
	2892-1	Explosives manufactured in privately owned and operated establishments.....	12/80	101.8	115.0	111.1	-3.4	6.8	(3)	(3)	(3)
	2892-11	High explosives.....	12/80	100.6	120.7	115.6	-4.3	11.1	(3)	(3)	(3)
	2892-117	ANFO, except slurry.....	12/80	101.4	109.8	112.2	2.2	9.1	(3)	(3)	(3)
	2892-16	Blasting accessories.....	12/80	(3)	104.9	103.2	-1.6	-9	(3)	(3)	(3)
	2892-169	Other blasting accessories.....	12/80	(3)	102.2	(3)	(3)	(3)	(3)	(3)	(3)
2992		Lubricating oils and greases.....	12/80	100.4	103.8	104.5	.6	2.8	(3)	(3)	(3)
	2992-P	Primary products.....	12/80	100.4	104.3	105.0	.7	3.2	(3)	(3)	(3)
	2992-1	Lubricating and similar oils.....	12/80	100.5	104.2	104.8	.6	2.9	(3)	(3)	(3)
	2992-111	Automotive.....	12/80	100.4	104.2	104.2	0	2.6	(3)	(3)	(3)
	2992-1111	Commercial.....	12/80	101.8	106.9	106.9	0	3.3	(3)	(3)	(3)
	2992-11111	Commercial motor oil.....	12/80	100.4	105.6	105.7	.1	3.4	(3)	(3)	(3)
	2992-11112	Other commercial oil.....	12/80	102.8	107.8	107.8	0	3.3	(3)	(3)	(3)
	2992-1112	Retail.....	12/80	99.0	101.3	101.3	0	1.7	(3)	(3)	(3)
	2992-11121	Retail motor oil.....	12/80	99.3	102.5	102.5	0	3.2	(3)	(3)	(3)
	2992-11122	Other retail oil.....	12/80	98.8	(3)	100.0	(3)	(3)	(3)	(3)	(3)
	2992-121	Industrial.....	12/80	100.5	104.1	106.3	2.1	3.6	(3)	(3)	(3)
	2992-12111	General industrial oil.....	12/80	101.4	107.0	107.3	.3	3.3	(3)	(3)	(3)
	2992-12112	Industrial process oil.....	12/80	99.5	101.2	105.3	4.1	4.1	(3)	(3)	(3)
	2992-12113	Industrial metalworking oil.....	12/80	100.0	(3)	105.1	(3)	3.6	(3)	(3)	(3)
	2992-2	Lubricating greases.....	12/80	100.0	105.5	106.6	1.0	5.3	(3)	(3)	(3)
	2992-232	Industrial grease.....	12/80	100.0	106.3	108.1	1.7	5.9	(3)	(3)	(3)
	2992-5	Secondary products.....	12/80	(3)	(3)	(3)	(3)	(3)	(3)	(3)	(3)
3021		Rubber and plastics footwear.....	12/80	100.3	100.8	100.9	.1	.5	(3)	(3)	(3)
	3021-P	Primary products.....	12/80	100.3	101.0	101.2	.2	.6	(3)	(3)	(3)
	3021-1	Footwear of all rubber or all plastics....	12/80	100.7	103.7	103.6	0	2.0	(3)	(3)	(3)
	3021-121	Boots.....	12/80	101.6	102.5	102.5	0	(3)	(3)	(3)	(3)
	3021-131	Lumberman and pacs.....	12/80	101.0	104.0	103.8	-2	1.5	(3)	(3)	(3)
	3021-2	Footwear with rubber or plastic sole vulcanized or molded to fabric uppers....	12/80	100.2	100.2	100.5	.2	.2	(3)	(3)	(3)
	3021-201	Men's footwear.....	12/80	100.0	100.0	100.0	0	0	(3)	(3)	(3)
	3021-203	Youths' and boys' footwear.....	12/80	100.3	100.3	101.4	1.2	1.2	(3)	(3)	(3)
	3021-205	Women's and misses' footwear.....	12/80	100.4	100.4	100.5	.1	.1	(3)	(3)	(3)
	3021-5	Secondary products.....	12/80	100.0	100.0	100.0	0	(3)	(3)	(3)	(3)
3143		Men's footwear.....	12/80	101.5	103.7	103.7	0	1.2	(3)	(3)	(3)
	3143-P	Primary products.....	12/80	101.0	103.3	103.3	.1	1.2	(3)	(3)	(3)
	3143-1	Men's leather upper footwear.....	12/80	101.1	103.5	103.6	.1	1.2	(3)	(3)	(3)
	3143-111	Men's leather upper dress and casual shoes.....	12/80	100.6	103.0	102.7	-.3	.6	(3)	(3)	(3)
	3143-112	Men's leather upper boots.....	12/80	104.4	106.4	107.0	.6	1.3	(3)	(3)	(3)
	3143-113	Men's leather upper work shoes or boots....	12/80	100.4	103.0	103.4	.4	2.2	(3)	(3)	(3)
	3143-114	Men's leather upper other footwear.....	12/80	100.8	104.5	104.5	0	3.7	(3)	(3)	(3)
	3143-2	Men's plastic upper footwear.....	12/80	100.0	100.8	100.8	0	1.3	(3)	(3)	(3)
	3143-216	Men's plastic upper dress and casual shoes.....	12/80	100.0	100.4	100.4	0	1.1	(3)	(3)	(3)
	3143-5	Secondary products.....	12/80	102.3	105.3	105.0	-2	2.7	(3)	(3)	(3)
3144		Women's footwear.....	12/80	100.3	100.8	101.0	.2	-.3	(3)	(3)	(3)
	3144-P	Primary products.....	12/80	100.4	100.5	100.8	.3	-.5	(3)	(3)	(3)
	3144-1	Women's leather upper footwear.....	12/80	100.2	99.2	99.4	.2	-1.6	(3)	(3)	(3)
	3144-111	Women's leather upper dress shoes.....	12/80	100.4	95.2	95.2	0	-5.5	(3)	(3)	(3)
	3144-112	Women's leather upper casual shoes.....	12/80	100.3	101.0	101.4	.4	.8	(3)	(3)	(3)
	3144-113	Women's leather upper sandals.....	12/80	(3)	(3)	97.9	(3)	-3.3	(3)	(3)	(3)

See footnotes at end of table

Table 4. Continued—Producer price indexes for the net output of selected industries and their products

Industry code	Product code	Industry and product 1/	Index base	Index			Percent change to May 1981 from --					
				Jan. 1981 2/	Apr. 1981 2/	May 1981 2/	Apr. 1981	Feb. 1981	Nov. 1980	May 1980		
3144		Women's footwear.....										
		(Cont'd)										
	3144-114	Women's leather upper boots.....	12/80	(3)	(3)	(3)	(3)	(3)	(3)	(3)	(3)	(3)
	3144-115	Women's leather upper other footwear....	12/80	102.4	103.0	103.3	0.2	.9	(3)	(3)	(3)	(3)
	3144-2	Women's plastic upper footwear.....	12/80	100.4	102.7	102.9	.2	1.1	(3)	(3)	(3)	(3)
	3144-216	Women's plastic upper dress shoes.....	12/80	101.2	102.9	103.5	.5	2.2	(3)	(3)	(3)	(3)
	3144-217	Women's plastic upper casual shoes.....	12/80	100.0	103.4	103.4	0	0	(3)	(3)	(3)	(3)
	3144-218	Women's plastic upper sandals.....	12/80	100.0	102.2	(3)	(3)	(3)	(3)	(3)	(3)	(3)
	3144-3	Women's other upper footwear.....	12/80	101.0	101.7	(3)	(3)	(3)	(3)	(3)	(3)	(3)
	3144-323	Women's other upper casual shoes.....	12/80	101.0	101.7	(3)	(3)	(3)	(3)	(3)	(3)	(3)
	3144-S	Secondary products.....	12/80	(3)	(3)	(3)	(3)	(3)	(3)	(3)	(3)	(3)
3149		Footwear, except rubber, n.e.c.....	12/79	104.5	106.0	106.0	0	.9	2.0	3.5		
	3149-P	Primary products.....	12/79	104.4	105.5	105.6	0	.6	1.4	2.7		
	3149-1	Youths' and boys' footwear.....	12/79	107.5	108.2	108.2	0	-.1	1.8	7.0		
	3149-112	Youths' and boys' leather upper footwear.....	12/79	107.8	108.8	(3)	(3)	(3)	(3)	(3)		
	3149-113	Youths' and boys' nonleather upper footwear.....	12/79	106.8	106.8	106.8	0	0	(3)	(3)		
	3149-2	Misses' footwear.....	12/79	98.7	99.2	99.2	0	0	.6	-4.0		
	3149-215	Misses' leather upper footwear.....	12/79	104.2	105.0	105.0	0	0	1.0	1.7		
	3149-3	Children's footwear.....	12/79	104.2	104.7	104.7	0	.1	.8	4.1		
	3149-318	Children's leather upper footwear.....	12/79	103.8	104.5	104.6	.1	.1	1.2	4.7		
	3149-319	Children's nonleather upper footwear....	12/79	105.1	105.1	105.1	0	0	(3)	(3)		
	3149-4	Infants' and babies' footwear.....	12/79	109.2	111.0	111.0	0	.9	3.7	5.4		
	3149-421	Infants' and babies' leather upper footwear.....	12/79	109.6	111.0	111.0	0	.3	1.9	5.4		
	3149-422	Infants' and babies' nonleather upper footwear.....	05/80	107.3	110.5	110.5	0	3.0	(3)	(3)		
	3149-5	Athletic footwear, except rubber.....	12/79	101.1	102.9	102.9	0	1.8	-2.2	-2.4		
	3149-524	Athletic footwear designed for sports....	12/79	112.1	112.7	(3)	(3)	(3)	(3)	(3)		
	3149-525	All other athletic footwear, except rubber.....	12/79	85.6	88.7	88.7	0	3.6	(3)	(3)		
	3149-6	All other footwear, except rubber, n.e.c....	12/79	105.1	105.2	106.4	1.2	1.2	3.8	6.0		
	3149-S	Secondary products.....	12/79	104.9	107.9	107.9	0	2.1	4.2	6.4		
	3143-S	Men's footwear.....	12/80	99.8	103.9	103.9	0	4.5	(3)	(3)		
	3144-S	Women's footwear.....	12/80	100.4	102.2	(3)	(3)	(3)	(3)	(3)		
	3149-S55	Other secondary products.....	12/79	109.7	112.5	112.5	0	2.0	(3)	(3)		
3211		Flat glass.....	12/80	100.5	103.2	103.2	0	2.5	(3)	(3)		
	3211-P	Primary products.....	12/80	100.5	103.3	103.3	0	2.6	(3)	(3)		
	3211-4	Other flat glass, made from glass produced in the same establishment.....	12/80	100.8	102.1	102.1	0	.8	(3)	(3)		
	3211-425	Tempered glass for automobile, architectural, construction and other uses, e.g. appliances.....	12/80	(3)	(3)	(3)	(3)	(3)	(3)	(3)		
	3211-498	Other flat glass.....	12/80	101.9	113.4	(3)	(3)	(3)	(3)	(3)		
	3211-5	Sheet(window), plate and float glass.....	12/80	100.7	105.8	105.8	0	4.7	(3)	(3)		
	3211-512	.085 inch through .107 inch.....	12/80	(3)	(3)	(3)	(3)	(3)	(3)	(3)		
	3211-513	.108 inch through .134 inch.....	12/80	101.2	101.9	101.9	0	.7	(3)	(3)		
	3211-514	.135 inch through .199 inch.....	12/80	101.0	109.7	109.7	0	8.7	(3)	(3)		
	3211-515	.200 inch through .244 inch.....	12/80	100.3	100.7	100.7	0	.2	(3)	(3)		
3272		Concrete products.....	12/79	107.8	109.6	109.9	.3	1.5	2.3	5.5		
	3272-P	Primary products.....	12/79	108.2	109.4	109.7	.3	1.3	1.9	5.0		
	3272-1	Concrete pipe.....	12/79	107.3	107.2	107.7	.5	.2	-.7	2.6		
	3272-16	Culvert and storm sewer pipe.....	12/80	99.9	99.8	100.8	1.0	.4	(3)	(3)		
	3272-161	Reinforced.....	12/79	108.2	108.0	109.2	1.1	.4	-1.1	4.4		
	3272-162	Nonreinforced.....	12/79	109.6	109.6	109.6	0	0	(3)	2.4		
	3272-17	Sanitary sewer pipe.....	12/80	100.0	100.0	100.0	0	0	(3)	(3)		
	3272-171	Reinforced.....	12/79	106.4	106.4	106.4	0	0	0	0		
	3272-2	Precast concrete products.....	12/79	109.6	111.0	111.1	0	1.4	1.7	6.4		
	3272-234	Burial vaults and boxes.....	12/79	111.1	111.1	111.1	0	0	0	5.9		
	3272-241	Concrete silo staves.....	12/79	122.5	121.5	(3)	(3)	(3)	(3)	(3)		
	3272-261	Concrete septic tanks.....	12/79	110.8	111.9	111.9	0	1.2	1.8	5.9		
	3272-281	Other precast concrete products.....	12/79	106.2	(3)	109.5	(3)	3.0	3.6	5.0		
	3272-3	Prestressed concrete products, excluding pipe.....	12/79	105.3	108.8	109.0	.2	3.6	3.9	5.3		
	3272-311	Prestressed concrete tees and channels....	12/79	104.9	117.3	117.3	0	11.8	(3)	(3)		
	3272-325	Prestressed concrete bridge beams.....	12/79	109.4	110.5	(3)	(3)	(3)	(3)	(3)		
	3272-M	Miscellaneous receipts.....	12/79	99.2	109.9	110.5	.6	5.7	10.0	9.6		

See footnotes at end of table

Table 4. Continued—Producer price indexes for the net output of selected industries and their products

Industry code	Product code	Industry and product 1/	Index base	Index			Percent change to May 1981 from --				
				Jan. 1981 2/	Apr. 1981 2/	May 1981 2/	Apr. 1981	Feb. 1981	Nov. 1980	May 1980	
3272		Concrete products.....									
	3272-XY9	Contract work and other miscellaneous receipts.....	12/79	106.3	126.3	126.3	0.0	17.5	24.8	25.1	
	3272-Z89	Resales.....	12/79	96.2	102.9	103.8	.9	.4	3.7	3.1	
	3272-S	Secondary products.....	12/79	110.2	110.2	110.2	0	0	0	9.3	
3291		Abrasive products.....	12/80	101.0	105.2	105.6	.4	2.7	(3)	(3)	
	3291-P	Primary products.....	12/80	100.8	104.3	104.9	.5	1.9	(3)	(3)	
	3291-1	Nonmetallic synthetic sized grain and flour abrasives.....	12/80	100.5	101.7	101.7	0	1.2	(3)	(3)	
	3291-119	Aluminum oxide.....	12/80	101.1	104.2	104.2	0	(3)	(3)	(3)	
	3291-2	Nonmetallic bonded abrasive products, including diamond abrasives.....	12/80	101.5	103.1	104.9	1.7	3.0	(3)	(3)	
	3291-2A	Synthetic and natural bonded abrasives, all grinding shapes, resinoid and shellac bond.....	12/80	101.5	103.7	105.7	2.0	3.5	(3)	(3)	
	3291-237	Reinforced.....	12/80	101.1	103.0	105.8	2.7	4.2	(3)	(3)	
	3291-242	Nonreinforced.....	12/80	101.8	104.1	105.6	1.4	2.9	(3)	(3)	
	3291-2B	Synthetic and natural bonded abrasives, all grinding shapes, rubber and other bond.....	12/80	100.0	100.1	103.9	3.8	3.8	(3)	(3)	
	3291-244	Rubber bond.....	12/80	100.0	(3)	104.0	(3)	4.0	(3)	(3)	
	3291-265	Other bond.....	12/80	100.0	101.0	103.0	2.0	2.0	(3)	(3)	
	3291-2C	Diamond and cubic boron nitride wheel.....	12/80	100.0	100.1	101.9	1.8	1.9	(3)	(3)	
	3291-262	Metal bond.....	12/80	100.0	100.0	102.9	2.9	2.9	(3)	(3)	
	3291-264	Other bond.....	12/80	100.0	100.2	100.9	.7	.9	(3)	(3)	
	3291-231	Synthetic and natural bonded abrasives, all grinding shapes, vitrified bond.....	12/80	102.0	103.9	105.5	1.5	3.4	(3)	(3)	
	3291-298	Other synthetic & natural nonmetallic abrasives & abrasive products, except coated abrasives.....	12/80	104.3	105.3	105.3	0	.9	(3)	(3)	
	3291-3	Nonmetallic coated abrasive products and buffing wheels, polishing wheels and laps	12/80	100.2	106.6	106.7	0	.8	(3)	(3)	
	3291-3D	Cloth belts, any abrasive.....	12/80	100.0	108.2	108.2	0	.8	(3)	(3)	
	3291-312	Glue bond.....	12/80	100.0	107.9	107.9	0	0	(3)	(3)	
	3291-316	Resin and waterproof bond.....	12/80	100.0	108.2	108.2	0	.8	(3)	(3)	
	3291-3E	Other cloth shapes, any abrasive.....	12/80	100.9	106.2	106.2	0	1.7	(3)	(3)	
	3291-314	Glue bond.....	12/80	100.6	107.6	107.6	0	(3)	(3)	(3)	
	3291-318	Resin and waterproof bond.....	12/80	(3)	(3)	(3)	(3)	(3)	(3)	(3)	
	3291-339	Other, incl. paper-cloth comb., vulcanized fibercloth comb., vulcanized fibers, etc.....	12/80	100.0	(3)	(3)	(3)	(3)	(3)	(3)	
	3291-371	Buffing and polishing wheels and laps, any material, containing no abrasives...	12/80	100.8	105.6	106.3	.7	(3)	(3)	(3)	
	3291-4	Metal abrasives, including scouring pads...	12/80	101.2	105.1	105.6	.5	4.3	(3)	(3)	
	3291-459	Metal soap pads, scouring pads, and other metal abrasives.....	12/80	100.0	107.1	108.0	.9	(3)	(3)	(3)	
	3291-M	Miscellaneous receipts.....	12/80	107.2	108.1	108.1	0	.9	(3)	(3)	
	3291-Z87	Resales.....	12/80	107.2	108.1	108.1	0	.9	(3)	(3)	
	3291-S	Secondary products.....	12/80	100.0	110.4	110.4	0	(3)	(3)	(3)	
3321		Gray iron foundries.....	12/80	101.6	102.1	102.6	.5	1.3	(3)	(3)	
	3321-P	Primary products.....	12/80	101.4	102.2	102.7	.5	1.3	(3)	(3)	
	3321-1	Pressure and soil pipe and fittings, cast iron.....	12/80	100.0	98.9	99.1	.2	-1	(3)	(3)	
	3321-111	Pressure pipe and fittings, ductile iron.....	12/80	100.1	100.1	100.4	.3	.5	(3)	(3)	
	3321-121	Pressure pipe and fittings, gray iron.....	12/80	100.0	98.7	98.7	0	1.9	(3)	(3)	
	3321-131	Soil pipe and fittings, gray and ductile iron.....	12/80	99.6	96.1	96.1	0	-3.5	(3)	(3)	
	3321-3	Motor vehicle castings, gray and ductile iron.....	12/80	100.8	101.4	101.9	.5	.4	(3)	(3)	
	3321-311	Castings for passenger cars, gray iron...	12/80	100.9	101.1	101.5	.4	.2	(3)	(3)	
	3321-312	Castings for other motor vehicles, gray iron.....	12/80	100.9	102.6	102.8	.1	.8	(3)	(3)	
	3321-321	Castings for passenger cars, ductile iron.....	12/80	100.3	100.8	102.2	1.4	.6	(3)	(3)	
	3321-322	Castings for other motor vehicles, ductile iron.....	12/80	(3)	(3)	(3)	(3)	(3)	(3)	(3)	
	3321-9	Gray and ductile iron castings, other.....	12/80	102.6	104.1	104.9	.7	2.9	(3)	(3)	
	3321-951	Castings for construction and utility uses, gray and ductile iron.....	12/80	102.3	(3)	103.9	(3)	1.8	(3)	(3)	
	3321-961	Molds and stools for heavy steel ingots...	12/80	(3)	107.3	107.3	0	4.5	(3)	(3)	
	3321-971	Ductile iron castings, other.....	12/80	104.8	102.4	105.1	2.7	8.0	(3)	(3)	

See footnotes at end of table

Table 4. Continued—Producer price indexes for the net output of selected industries and their products

Industry code	Product code	Industry and product 1/	Index base	Index			Percent change to May 1981 from --				
				Jan. 1981 2/	Apr. 1981 2/	May 1981 2/	Apr. 1981	Feb. 1981	Nov. 1980	May 1980	
3321		Gray iron foundries.....									
	3321-981	(Cont'd)	12/80	102.1	104.2	104.5	0.3	1.6	(3)	(3)	
	3321-S	Gray iron castings, other.....	12/80	106.5	102.0	102.0	0	.4	(3)	(3)	
		Secondary products.....									
333		Primary smelting and refining of nonferrous metals.....	12/80	99.6	98.9	99.8	1.0	.1	(3)	(3)	
3331		Primary copper.....	06/80	100.1	95.2	96.1	.9	-5.9	-9.6	(3)	
	3331-P	Primary products.....	06/80	98.1	94.2	94.8	.6	-1.3	-10.3	(3)	
	3331-2	Refined copper.....	06/80	98.1	94.2	94.8	.6	-1.3	-10.3	(3)	
	3331-21311	Copper cathode.....	06/80	98.4	93.8	94.7	1.0	-2.9	-10.5	(3)	
	3331-S	Secondary products.....	06/80	104.3	93.9	93.7	-2	-14.3	-15.4	(3)	
	3331-SSS	Other secondary products.....	06/80	87.7	86.4	86.3	-2	0	(3)	(3)	
3333		Primary zinc.....	06/80	111.8	114.7	119.7	4.4	8.5	14.1	(3)	
	3333-P	Primary products.....	06/80	111.8	114.7	119.7	4.4	8.5	14.1	(3)	
3334		Primary aluminum.....	06/80	114.2	115.2	115.7	.4	.5	2.3	(3)	
	3334-P	Primary products.....	06/80	114.5	115.6	115.8	.2	.6	2.3	(3)	
	3334-7	Primary aluminum, except extrusion billet.....	06/80	114.8	116.2	116.5	.3	.7	2.5	(3)	
	3334-71111	Aluminum ingot, unalloyed.....	06/80	115.7	(3)	119.3	(3)	1.3	3.0	(3)	
	3334-71112	Aluminum ingot, alloyed.....	06/80	116.2	(3)	116.3	(3)	(3)	1.5	(3)	
	3334-71113	Other primary aluminum, except extrusion billet.....	06/80	111.6	(3)	112.4	(3)	.8	3.3	(3)	
	3334-8	Aluminum extrusion billet.....	06/80	112.2	111.6	111.6	0	-2	.8	(3)	
3339		Primary nonferrous metals, n.e.c.....	06/80	112.9	111.8	113.4	1.4	1.4	(3)	(3)	
	3339-P	Primary products.....	06/80	118.3	118.0	120.0	1.7	1.7	(3)	(3)	
3341		Secondary nonferrous metals.....	06/80	95.9	93.8	93.0	-.9	.6	-9.5	(3)	
	3341-P	Primary products.....	06/80	95.4	92.9	92.0	-1.0	.4	-10.7	(3)	
	3341-2	Copper.....	06/80	98.9	98.6	97.3	-1.2	-2	-4.2	(3)	
	3341-231	Copper, alloyed.....	06/80	99.3	100.2	98.9	-1.3	.3	-1.5	(3)	
	3341-23111	Brass ingot, alloyed.....	06/80	98.7	98.9	97.7	-1.2	(3)	-2.2	(3)	
	3341-23112	Bronze ingot, alloyed.....	06/80	100.5	103.4	101.6	-1.7	5.0	-1	(3)	
	3341-3	Lead.....	06/80	88.6	91.7	89.7	-2.2	12.3	-12.7	(3)	
	3341-311	Lead, unalloyed.....	06/80	94.5	95.4	94.9	-.5	20.5	-16.3	(3)	
	3341-321	Antimonial lead.....	06/80	81.3	87.5	84.3	-3.6	19.9	-14.4	(3)	
	3341-333	Babbitt metal.....	06/80	88.6	90.7	85.2	-6.0	(3)	(3)	(3)	
	3341-351	Solder.....	06/80	90.8	92.9	90.9	-2.2	(3)	-7.2	(3)	
	3341-4	Zinc.....	06/80	112.3	117.1	122.2	4.4	8.8	16.2	(3)	
	3341-405	Zinc dust.....	06/80	107.3	114.3	117.1	2.4	9.1	15.0	(3)	
	3341-411	Zinc base alloys.....	06/80	112.9	116.9	122.3	4.7	8.3	15.8	(3)	
	3341-5	Precious metals.....	06/80	89.2	78.3	78.2	-.2	-5.7	-25.9	(3)	
	3341-511	Gold, unalloyed.....	06/80	94.4	80.1	80.1	0	-5.6	-19.7	(3)	
	3341-531	Silver, unalloyed.....	06/80	95.4	71.4	70.8	-.8	-19.5	-37.9	(3)	
	3341-6	Other nonferrous metals.....	06/80	96.1	(3)	(3)	(3)	(3)	(3)	(3)	
	3341-7	Aluminum, except extrusion billet.....	06/80	101.2	99.0	97.6	-1.4	-1.6	-4.7	(3)	
	3341-71111	Aluminum ingot.....	06/80	99.7	(3)	96.3	(3)	-.9	-4.8	(3)	
	3341-71112	Aluminum, other types except extrusion billet.....	06/80	108.5	106.0	103.9	-1.9	-3.4	-4.2	(3)	
	3341-M	Miscellaneous receipts.....	06/80	104.5	104.5	104.1	-.4	.3	.2	(3)	
	3341-Y85	Contract toll work.....	06/80	(3)	(3)	99.7	(3)	(3)	-.7	(3)	
	3341-Z89	Resales.....	06/80	94.4	92.1	91.8	-.3	-2.3	-6.0	(3)	
	3341-S	Secondary products.....	06/80	98.5	97.3	98.2	.9	8.2	-6.6	(3)	
	3351		Rolling, drawing and extruding of copper....	12/80	98.2	95.2	95.1	-.1	-1.5	(3)	(3)
		3351-P	Primary products.....	12/80	99.3	97.9	97.6	-.3	-1.1	(3)	(3)
3351-1		Copper and copper base alloy wire.....	12/80	98.7	98.6	97.7	-1.0	-.5	(3)	(3)	
3351-111		Unalloyed.....	12/80	95.9	96.9	95.9	-1.0	1.3	(3)	(3)	
3351-11112		Bars.....	12/80	95.6	96.6	95.8	-.8	1.6	(3)	(3)	
3351-131		Alloyed.....									
3351-13114		Bars.....	12/80	99.1	98.9	97.9	-1.0	-.7	(3)	(3)	
3351-3		Copper and copper-base alloy rod, bar and shapes.....	12/80	100.1	99.3	100.4	1.1	.5	(3)	(3)	
3351-311	Unalloyed copper bars, shapes and non-electric rod.....										

See footnotes at end of table

Table 4. Continued—Producer price indexes for the net output of selected industries and their products

Industry code	Product code	Industry and product 1/	Index base	Index			Percent change to May 1981 from --					
				Jan. 1981 2/	Apr. 1981 2/	May 1981 2/	Apr. 1981	Feb. 1981	Nov. 1980	May 1980		
3351		Rolling, drawing and extruding of copper.... (Cont'd)										
	3351-3115	Rod.....	12/80	99.5	96.2	98.7	2.6	-.3	(3)	(3)		
	3351-332	Copper-base alloy rod, bar and shapes....	12/80	100.8	102.0	102.2	.2	1.4	(3)	(3)		
	3351-33218	Rod.....	12/80	101.1	103.1	103.5	.4	2.4	(3)	(3)		
	3351-4	Copper and copper-base alloy sheet, strip and plate.....	12/80	101.4	100.4	99.9	-.5	-.2	(3)	(3)		
	3351-413	Unalloyed copper flat products.....	12/80	99.0	97.6	97.5	-.2	-.2	(3)	(3)		
	3351-41322	Strip.....	12/80	99.2	97.7	(3)	(3)	(3)	(3)	(3)		
	3351-41323	Sheet.....	12/80	(3)	97.1	96.9	-.3	(3)	(3)	(3)		
	3351-435	Copper-base alloy flat products.....	12/80	102.3	101.4	100.8	-.6	-.3	(3)	(3)		
	3351-43526	Strip.....	12/80	103.1	102.0	101.4	-.6	-.2	(3)	(3)		
	3351-5	Copper and copper-base alloy pipe and tube	12/80	96.2	93.1	91.3	-1.9	-4.5	(3)	(3)		
	3351-516	Unalloyed pipe and tube, plumbing.....										
	3351-51631	Tube.....	12/80	93.0	90.0	87.0	-3.4	-4.9	(3)	(3)		
	3351-518	Unalloyed, other pipe and tube.....										
	3351-51833	Tube.....	12/80	98.3	90.1	89.6	-.6	-8.6	(3)	(3)		
	3351-538	Copper-base alloy, other pipe and tube.....										
	3351-53839	Tube.....	12/80	100.7	102.5	102.1	-.3	.3	(3)	(3)		
	3351-5	Secondary products.....	12/80	92.8	83.2	83.7	.6	-3.7	(3)	(3)		
3431		Metal sanitary ware.....	12/80	100.9	103.6	103.9	.3	2.9	(3)	(3)		
	3431-P	Primary products.....	12/80	101.0	103.6	104.0	.4	2.9	(3)	(3)		
	3431-4	Sinks and sink/laundry tray combinations..	12/80	100.8	102.2	102.9	.6	1.8	(3)	(3)		
	3431-425	Stainless steel sinks and sink/laundry tray combinations.....	12/80	99.8	102.3	103.5	1.1	(3)	(3)	(3)		
	3431-7	Bathtubs.....	12/80	101.5	106.0	106.3	.4	4.8	(3)	(3)		
	3431-711	Cast iron bathtubs.....	12/80	102.1	108.0	107.8	-.2	5.6	(3)	(3)		
	3431-721	Steel bathtubs.....	12/80	100.5	102.5	103.8	1.3	(3)	(3)	(3)		
	3431-5	Secondary products.....	12/80	100.6	103.5	103.6	.1	2.6	(3)	(3)		
	3431-555	Other secondary products.....	12/80	100.1	104.4	104.4	0	3.6	(3)	(3)		
3433		Nonelectric heating equipment.....	06/80	104.4	105.9	107.0	1.0	2.3	4.5	(3)		
	3433-P	Primary products.....	06/80	103.5	105.2	106.5	1.2	2.6	5.0	(3)		
	3433-3	Cast iron heating boilers.....	06/80	103.8	106.1	107.3	1.1	3.1	5.1	(3)		
	3433-311	Oil-fired cast iron heating boilers.....	06/80	102.1	104.2	104.6	.4	(3)	3.1	(3)		
	3433-313	Gas-fired cast iron heating boilers.....	06/80	103.6	107.5	109.9	2.3	5.8	6.3	(3)		
	3433-4	Domestic heating stoves.....	06/80	109.6	105.3	105.7	-.4	-3.6	2.0	(3)		
	3433-412	Gas-fired domestic heating stoves.....	06/80	104.5	(3)	(3)	(3)	(3)	(3)	(3)		
	3433-416	Wood and coal domestic heating stoves, except sheet metal, airtight.....	06/80	115.8	111.5	(3)	(3)	(3)	(3)	(3)		
	3433-418	Wood and coal domestic heating stoves, sheet metal, airtight.....	06/80	111.3	108.3	(3)	(3)	(3)	(3)	(3)		
	3433-5	Steel heating boilers.....	06/80	101.8	101.8	110.3	8.3	8.3	8.3	(3)		
	3433-511	Steel heating boilers, 400 MBH and less..	06/80	100.0	(3)	110.8	(3)	(3)	10.8	(3)		
	3433-513	Steel heating boilers, over 400 MBH.....	06/80	103.3	(3)	110.2	(3)	(3)	6.7	(3)		
	3433-6	Other heating systems.....	06/80	106.8	107.8	109.6	1.7	2.2	5.1	(3)		
	3433-611	Radiators and convectors.....	06/80	105.6	106.4	111.4	4.8	5.6	11.4	(3)		
	3433-61103	Steel radiators and convectors.....	06/80	106.9	108.0	112.9	4.6	5.7	(3)	(3)		
	3433-61107	Other radiators and convectors.....	06/80	102.3	102.1	107.5	5.3	5.2	6.0	(3)		
	3433-621	Unit heaters.....										
	3433-62113	Gas-fired unit heaters, under 400 MBH, propeller fan.....	06/80	108.5	108.5	108.5	0	0	3.2	(3)		
	3433-631	Floor and wall furnaces.....	06/80	104.4	105.3	108.2	2.7	1.5	4.2	(3)		
	3433-63113	Gas-fired wall furnaces.....	06/80	104.9	104.6	107.8	3.1	2.1	3.9	(3)		
	3433-661	Other systems, n.e.c.....	06/80	108.0	109.7	109.7	0	1.6	2.5	(3)		
	3433-66141	Gas-fired infrared heaters.....	06/80	101.9	104.7	104.7	0	2.8	2.7	(3)		
	3433-66151	Nonelectric fireplaces.....	06/80	103.8	110.8	109.4	-1.3	5.4	8.0	(3)		
	3433-66191	Other heating systems, n.e.c.....	06/80	112.0	112.8	113.1	.2	(3)	2.5	(3)		
	3433-8	Parts for heating systems.....	06/80	100.4	104.6	104.6	0	4.1	6.1	(3)		
	3433-811	Gas burners and parts/attachments.....	06/80	103.8	107.0	107.0	0	3.1	3.7	(3)		
	3433-81101	Gas burners under and equal to 400 MBH..	06/80	104.3	109.0	109.0	0	4.5	5.1	(3)		
	3433-81103	Gas burners over 400 MBH.....	06/80	97.1	99.8	99.8	0	2.7	4.0	(3)		
	3433-821	Oil burners and parts/attachments.....	06/80	103.7	108.8	108.8	0	3.5	5.5	(3)		
	3433-82103	Commercial/industrial oil burners.....	06/80	99.3	100.8	100.8	0	1.5	3.4	(3)		
	3433-831	Dual fuel burners and parts/attachments..										
	3433-83103	Commercial/industrial dual fuel burners..	06/80	93.6	96.8	96.8	0	3.4	7.0	(3)		
	3433-861	Other parts, n.e.c.....	06/80	99.5	100.6	100.6	0	1.7	6.5	(3)		
	3433-5	Secondary products.....	06/80	108.6	110.2	110.4	.2	1.8	3.1	(3)		
	3433-555	Other secondary products.....	06/80	110.7	111.5	111.8	.2	(3)	3.2	(3)		
	3585-5	Refrigeration and electric heating equipment.....	06/80	103.5	(3)	(3)	(3)	(3)	(3)	(3)		

See footnotes at end of table

Table 4. Continued—Producer price indexes for the net output of selected industries and their products

Industry code	Product code	Industry and product 1/	Index base	Index			Percent change to May 1981 from --				
				Jan. 1981 2/	Apr. 1981 2/	May 1981 2/	Apr. 1981	Feb. 1981	Nov. 1980	May 1980	
3443		Fabricated platework.....	03/80	107.2	110.1	110.7	0.5	1.9	5.3	7.1	
	3443-P	Primary products.....	03/80	108.0	111.3	112.0	.6	2.2	6.1	7.9	
	3443-1	Heat exchangers and steam condensers.....	03/80	109.9	110.7	112.4	1.5	3.7	6.0	12.1	
	3443-111	Bare tube heat exchangers.....	03/80	111.6	112.9	115.7	2.5	3.7	7.4	15.7	
	3443-115	Fin tube heat exchangers.....	03/80	108.4	108.8	108.8	0	5.4	6.0	7.2	
	3443-2	Fabricated steel plate.....	03/80	106.1	109.1	109.2	.1	2.3	5.6	7.7	
	3443-211	Fabricated steel plate for large diameter pipe.....	03/80	114.5	118.4	118.6	.1	8.7	10.1	14.5	
	3443-251	Weldments.....	03/80	103.6	(3)	104.7	(3)	1.0	2.9	4.6	
	3443-298	Other fabricated steel plate.....	03/80	105.2	(3)	(3)	(3)	(3)	(3)	(3)	
	3443-3	Steel power boilers and parts/attachments, non-pressure.....	03/80	112.3	(3)	(3)	(3)	(3)	(3)	(3)	
	3443-31	Water tube boilers up to 100,000 lbs./hr.	03/80	112.9	(3)	(3)	(3)	(3)	(3)	(3)	
	3443-34	Fire tube boilers of all types.....	03/80	111.9	(3)	(3)	(3)	(3)	(3)	(3)	
	3443-4	Gas cylinders.....									
	3443-419	Other gas cylinders.....	03/80	104.4	108.4	108.5	.1	3.5	4.8	7.5	
	3443-5	Metal tanks made at plant, standard, pressure.....	03/80	106.2	108.9	108.9	0	2.6	4.1	8.1	
	3443-538	Other non-LPG pressure tanks.....	03/80	109.9	111.5	111.5	0	1.3	6.0	(3)	
	3443-7	Metal tanks made at plant, standard, non-pressure.....	03/80	104.6	106.5	107.4	.8	2.7	2.5	2.9	
	3443-71	Bulk storage tanks, standard, non-pressure.....	03/80	106.3	108.9	110.3	1.2	3.9	3.4	4.0	
	3443-711	Carbon steel storage tanks, 6000 gal. and less.....	03/80	104.2	(3)	108.9	(3)	3.3	3.9	3.6	
	3443-713	Carbon steel storage tanks over 6000 gal.....	03/80	108.4	111.0	111.7	.6	(3)	3.0	4.4	
	3443-72	Other storage tanks.....	03/80	101.4	(3)	(3)	(3)	(3)	(3)	(3)	
	3443-8	Custom tanks and vessels made at the plant.....	03/80	105.0	113.5	113.5	0	.9	9.5	13.1	
	3443-802	Carbon steel customized tanks and vessels.....	03/80	104.7	113.8	113.8	0	1.2	10.9	13.0	
	3443-80201	Carbon steel tanks & vessels, 3/4" & less wall thickness.....	03/80	105.5	114.8	(3)	(3)	(3)	(3)	(3)	
	3443-80203	Carbon steel tanks & vessels, over 3/4" wall thickness.....	03/80	103.0	111.8	111.8	0	0	11.8	(3)	
	3443-806	Alloyed (except aluminum) vessels and tanks, non-LPG.....	03/80	106.1	120.9	120.9	0	.7	13.9	20.9	
	3443-9	Custom tanks and vessels made at plant and field erected.....	03/80	110.1	114.7	117.2	2.2	4.0	6.9	14.3	
	3443-922	Elevated water tanks, customized and field erected.....	03/80	111.9	112.9	117.8	4.3	5.7	5.8	13.3	
	3443-926	Petroleum storage tanks, field erected.....	03/80	108.3	109.7	112.5	2.5	3.1	4.5	8.9	
	3443-S	Secondary products.....	03/80	105.1	108.3	(3)	(3)	(3)	(3)	(3)	
	3531		Construction machinery.....	12/80	101.7	104.6	105.1	.5	2.5	(3)	(3)
		3531-P	Primary products.....	12/80	101.6	104.4	104.9	.5	2.4	(3)	(3)
3531-1		Off hwy wheel tractors.....									
3531-101		Off hwy wheel tractors, including wheeled log skidders and rubber-tired dozers.....	12/80	103.1	106.2	106.3	.1	2.8	(3)	(3)	
3531-2		Tracklaying tractors.....	12/80	102.7	106.0	106.2	.2	2.6	(3)	(3)	
3531-209		Tracklaying tractors, 130 net engine hp and over.....	12/80	102.7	106.0	106.2	.2	2.6	(3)	(3)	
3531-3		Tractor parts and attachments.....	12/80	99.9	101.8	103.2	1.4	2.2	(3)	(3)	
3531-321		Tractor parts sold to o.e.m.....	12/80	100.0	101.3	101.5	.2	.2	(3)	(3)	
3531-367		For wheel tractor loaders, replacement and repair.....	12/80	100.6	106.1	111.3	4.9	10.6	(3)	(3)	
3531-4		Cranes, excavators, parts and attachments.....	12/80	100.7	103.0	103.1	.1	1.8	(3)	(3)	
3531-41102		Hydraulic operated excavators.....	12/80	100.0	102.5	102.7	.2	2.7	(3)	(3)	
3531-41103		Cable operated cranes.....	12/80	100.0	103.4	103.4	0	3.4	(3)	(3)	
3531-41104		Hydraulic operated cranes.....	12/80	103.2	104.8	104.8	0	1.5	(3)	(3)	
3531-41105		Miscellaneous cranes including draglines.....	12/80	100.0	100.5	(3)	(3)	(3)	(3)	(3)	
3531-481		Front end attachments for cranes, draglines, shovels.....	12/80	98.8	104.1	103.0	-1.1	3.7	(3)	(3)	
3531-485		Parts for power cranes, draglines and shovels.....	12/80	100.2	103.9	(3)	(3)	(3)	(3)	(3)	
3531-6		Mixers, pavers and related equipment, except parts.....	12/80	102.8	103.3	104.1	.8	1.0	(3)	(3)	
3531-62111		Portable mixers, 3 1/2 cu. ft. capacity and over.....	12/80	100.8	102.4	103.3	.9	2.4	(3)	(3)	
3531-63411		Pavers, finishers, spreaders, bituminous distributors.....	12/80	100.8	101.1	101.1	0	.3	(3)	(3)	
3531-63911		Other equipment, incl. portable mixers under 3 1/2 cu. ft. capacity.....	12/80	101.9	102.5	104.1	1.6	(3)	(3)	(3)	
3531-64511		Asphalt plants.....	12/80	103.7	103.8	103.8	0	0	(3)	(3)	
3531-7		Tractor shovel loaders.....	12/80	102.1	107.0	107.8	.7	3.3	(3)	(3)	

See footnotes at end of table

Table 4. Continued—Producer price indexes for the net output of selected industries and their products

Industry code	Product code	Industry and product 1/	Index base	Index			Percent change to May 1981 from --				
				Jan. 1981 2/	Apr. 1981 2/	May 1981 2/	Apr. 1981	Feb. 1981	Nov. 1980	May 1980	
3531		Construction machinery..... (Cont'd)									
	3531-71101	Wheel shovel loader, 4 wheel dr., up to 3 1/2 cu. yd. capacity.....	12/80	103.5	115.5	115.6	0.1	3.2	(3)	(3)	
	3531-71102	Wheel shovel loader, 4 wheel dr., 3 1/2 cu. yd. capacity and over.....	12/80	102.3	105.5	106.7	1.2	4.1	(3)	(3)	
	3531-8	Scrapers, graders, rollers, off hwy trucks, trailers, wagons, and miscellaneous attachments.....	12/80	101.3	104.0	104.6	.6	2.8	(3)	(3)	
	3531-81211	Scraper bowls.....	12/80	(3)	103.9	105.6	1.7	(3)	(3)	(3)	
	3531-83111	Rollers, all types including self-propelled vibratory compactors.....	12/80	100.0	100.6	100.8	.2	.2	(3)	(3)	
	3531-85511	Off highway rear dump trucks.....	12/80	102.4	105.8	106.2	.4	3.3	(3)	(3)	
	3531-87811	Winches (towing, logging, oilfield), other attachments, incl. logging arches and trenchers.....	12/80	103.7	(3)	108.3	(3)	(3)	(3)	(3)	
	3531-88211	Front end loader attachment.....	12/80	100.0	(3)	(3)	(3)	(3)	(3)	(3)	
	3531-9	Other construction machinery and other parts.....	12/80	103.0	105.5	105.6	.1	2.0	(3)	(3)	
	3531-95211	Winches, including marine.....	12/80	109.5	112.6	(3)	(3)	(3)	(3)	(3)	
	3531-97311	Portable crushing plants.....	12/80	103.1	106.7	107.0	.2	1.7	(3)	(3)	
	3531-98111	Snow clearing attachments.....	12/80	99.0	99.0	101.1	2.2	2.2	(3)	(3)	
	3531-98311	Other excavating and road construction machinery.....	12/80	104.4	(3)	(3)	(3)	(3)	(3)	(3)	
	3531-98411	Parts and attachments, except for cranes, draglines, shovels, tractors, sold to o.e.m.....	12/80	104.4	108.3	108.3	0	3.2	(3)	(3)	
	3531-98611	Parts/attach., except for cranes, draglines, shovels & tractors, sold for replace/repair.....	12/80	103.3	105.8	105.8	0	2.4	(3)	(3)	
	3531-99811	All other construction machinery and equipment.....	12/80	98.8	101.2	101.4	.3	.3	(3)	(3)	
	3531-5	Secondary products.....	12/80	102.6	106.3	106.3	0	3.3	(3)	(3)	
3533		Oilfield and gasfield machinery and equipment.....	12/80	101.7	105.5	106.1	.6	2.4	(3)	(3)	
	3533-P	Primary products.....	12/80	101.9	106.5	106.8	.3	2.5	(3)	(3)	
	3533-3	Oilfield and gasfield production machinery and equipment.....	12/80	103.4	106.6	106.8	.2	3.5	(3)	(3)	
	3533-31	On-land and offshore bottom support wellhead equipment.....	12/80	100.0	102.2	102.3	.1	2.5	(3)	(3)	
	3533-312	Christmas-tree assemblies with tubing heads and casing heads.....	12/80	100.0	101.0	101.0	0	1.3	(3)	(3)	
	3533-315	Valves, chokes, and manifolds.....	12/80	100.8	101.1	102.0	1.0	1.2	(3)	(3)	
	3533-35	Rodlifting machinery and equipment - surface and subsurface.....	12/80	106.9	(3)	(3)	(3)	(3)	(3)	(3)	
	3533-362	Permanent packers and accessories.....	12/80	109.1	109.1	109.1	0	0	(3)	(3)	
	3533-363	Retrievable packers.....	12/80	104.1	104.1	104.1	0	0	(3)	(3)	
	3533-389	Other production equipment and parts.....	12/80	103.3	106.4	(3)	(3)	(3)	(3)	(3)	
	3533-6	Oilfield and gasfield drilling machinery and equipment.....	12/80	100.9	106.5	106.8	.4	1.9	(3)	(3)	
	3533-61	Surface oil and gasfield drilling machinery and equipment.....	12/80	100.8	103.4	103.4	0	3.3	(3)	(3)	
	3533-613	Wheel-mounted drilling and well-servicing rigs.....	12/80	102.8	(3)	(3)	(3)	(3)	(3)	(3)	
	3533-619	Other surface drilling equipment and parts.....	12/80	100.0	105.7	105.8	.1	5.4	(3)	(3)	
	3533-641	Bits.....	12/80	100.1	111.0	111.0	0	0	(3)	(3)	
	3533-64101	Tungsten-carbide insert bits.....	12/80	100.0	107.7	107.7	0	0	(3)	(3)	
	3533-64103	Other bits, including diamond bits.....	12/80	101.4	105.8	105.8	0	0	(3)	(3)	
	3533-644	Tool joints, subs and connectors.....	12/80	100.8	115.4	115.4	0	0	(3)	(3)	
	3533-649	Other subsurface drilling equipment and parts.....	12/80	101.7	103.1	106.0	2.7	4.2	(3)	(3)	
	3533-64903	Other subsurface drilling equipment and parts, n.e.c.....	12/80	102.3	104.3	105.5	1.1	3.0	(3)	(3)	
	3533-671	Cementing equipment.....	12/80	101.1	101.1	101.1	0	0	(3)	(3)	
	3533-M	Miscellaneous receipts.....	12/80	101.4	102.4	103.8	1.3	2.4	(3)	(3)	
	3533-X98	Other miscellaneous receipts.....	12/80	102.3	104.0	106.2	2.1	(3)	(3)	(3)	
	3533-5	Secondary products.....	12/80	100.7	101.2	102.9	1.6	2.2	(3)	(3)	
	3533-SSS	Other secondary products.....	12/80	100.2	(3)	101.9	(3)	(3)	(3)	(3)	
	3561-5	Pumps and pumping equipment.....	12/80	102.7	105.6	107.1	1.4	4.3	(3)	(3)	
3537		Industrial trucks and tractors.....	12/79	111.0	113.2	114.2	1.0	3.1	(3)	(3)	

See footnotes at end of table

Table 4. Continued—Producer price indexes for the net output of selected industries and their products

Industry code	Product code	Industry and product 1/	Index base	Index			Percent change to May 1981 from --				
				Jan. 1981 2/	Apr. 1981 2/	May 1981 2/	Apr. 1981	Feb. 1981	Nov. 1980	May 1980	
3537		Industrial trucks and tractors..... (Cont'd)									
	3537-P	Primary products.....	12/79	111.0	113.2	114.2	0.9	2.9	4.7	8.3	
	3537-1	Industrial trucks and tractors, motorized and hand powered.....	12/79	110.2	112.7	114.0	1.1	3.4	5.0	8.2	
	3537-1A	Internal combustion trucks and tractors..	12/79	110.0	113.2	113.7	.4	3.2	(3)	(3)	
	3537-13	Internal combustion trucks.....	12/79	109.9	113.1	113.6	.4	3.2	4.3	8.0	
	3537-136	Internal combustion trucks, under 6000 lb. capacity.....	12/79	109.5	111.8	112.7	.8	(3)	4.4	7.6	
	3537-137	Internal combustion trucks, 6000 - 14,999 lb. capacity.....	12/79	109.8	(3)	113.9	(3)	(3)	4.2	7.9	
	3537-138	Internal combustion trucks, over 14,999 lb. capacity.....	12/79	112.0	115.2	115.7	.5	3.1	4.4	9.7	
	3537-111	Motorized handtrucks.....	12/79	109.6	(3)	(3)	(3)	(3)	(3)	(3)	
	3537-123	Operator-riding electric trucks.....	12/79	110.4	(3)	114.2	(3)	(3)	5.5	8.9	
	3537-16	Handlift trucks, handtrucks, trailers, and dollies.....	12/79	114.1	115.2	119.8	4.0	7.0	8.0	9.5	
	3537-165	Other handtrucks, trailers, and dollies.	12/79	(3)	(3)	118.9	(3)	(3)	7.8	9.4	
	3537-2	Parts, attachments and miscellaneous equipment.....	12/79	113.8	115.3	115.5	.2	1.3	4.0	9.4	
	3537-S	Secondary products.....	12/79	112.5	113.5	115.0	1.3	4.3	3.8	7.5	
	3537-S	Construction machinery.....	01/80	108.1	108.7	110.3	1.5	1.5	(3)	(3)	
	3537-SSS	All other secondary products.....	12/79	112.7	113.8	115.2	1.2	4.6	(3)	(3)	
3546		Power driven hand tools.....	12/80	103.4	106.2	106.6	.4	1.9	(3)	(3)	
	3546-P	Primary products.....	12/80	103.8	105.8	106.3	.5	2.3	(3)	(3)	
	3546-1	Power driven hand tools, electric.....	12/80	103.1	105.4	105.4	0	2.3	(3)	(3)	
	3546-112	Circular saws: armature mounted primarily on sleeve bearings.....	12/80	101.0	101.0	101.5	.4	.4	(3)	(3)	
	3546-122	Screwdrivers and nutrunners.....	12/80	101.6	101.6	101.6	0	0	(3)	(3)	
	3546-124	Hammers, percussion and rotary, without drill chuck.....	12/80	101.3	103.1	103.1	0	1.8	(3)	(3)	
	3546-125	Impact wrenches.....	12/80	102.2	108.5	108.5	0	6.1	(3)	(3)	
	3546-127	Planers and routers.....	12/80	102.4	102.4	102.4	0	0	(3)	(3)	
	3546-135	Other elec.-powered hand tools; incl. shears & nibblers, electric chain saws, hammer drills.....	12/80	103.6	106.9	107.8	.9	(3)	(3)	(3)	
	3546-136	Parts, attachments and accessories for electric-powered hand tools (sold separately).....	12/80	100.1	104.9	104.9	0	4.8	(3)	(3)	
	3546-181	Drills: armature mounted primarily on sleeve bearings.....	12/80	106.6	107.7	106.9	-.8	-.8	(3)	(3)	
	3546-18103	Over 1/4 inch chuck size to under 1/2 inch.....	12/80	107.3	109.0	107.7	-1.2	(3)	(3)	(3)	
	3546-182	Drills: armature mounted primarily on other than sleeve bearings.....	12/80	102.9	110.1	110.1	0	7.0	(3)	(3)	
	3546-18207	Over 1/4 inch chuck size to under 1/2 inch.....	12/80	105.2	105.4	105.4	0	.3	(3)	(3)	
	3546-183	Grinders, polishers, and circular sanders except bench grinders.....	12/80	102.2	102.2	102.2	0	0	(3)	(3)	
	3546-18326	Right angle grinders, polishers, and circular sanders.....	12/80	102.8	101.0	101.0	0	-.1	(3)	(3)	
	3546-184	Sanders.....	12/80	104.5	100.7	100.7	0	-.2	(3)	(3)	
	3546-18433	Belt.....	12/80	101.3	101.3	101.3	0	(3)	(3)	(3)	
	3546-18434	Oscillating, reciprocating and vibrating circular saws: armature mounted primarily on other than sleeve bearings.....	12/80	106.8	107.5	107.5	0	.6	(3)	(3)	
	3546-185	Between 7 inch and 8 inch blade.....	12/80	107.5	107.5	107.5	0	0	(3)	(3)	
	3546-18516	Saws - jigs, saber, reciprocating.....	12/80	108.2	(3)	108.2	(3)	(3)	(3)	(3)	
	3546-186	Armature mounted primarily on ball bearings.....	12/80	(3)	(3)	104.3	(3)	(3)	(3)	(3)	
	3546-18618	Power driven hand tools, pneumatic, hydraulic and powder actuated.....	12/80	101.3	104.6	106.9	2.2	4.6	(3)	(3)	
	3546-2	Percussion tools.....	12/80	106.0	109.1	109.1	0	2.9	(3)	(3)	
	3546-237	Drills, screwdrivers, nutrunners.....	12/80	100.8	101.4	103.9	2.5	2.5	(3)	(3)	
	3546-238	Grinders, polishers, sanders.....	12/80	100.4	103.7	106.2	2.4	4.7	(3)	(3)	
	3546-243	Other pneumatic powered hand tools include hydraulic.....	12/80	102.1	109.9	109.9	0	7.7	(3)	(3)	
	3546-249	Parts, attachments, and accessories for pneumatic, hydraulic and powder actuated tools.....	12/80	(3)	105.8	109.6	3.5	(3)	(3)	(3)	
	3546-251	Secondary products.....	12/80	103.0	104.8	104.8	0	1.1	(3)	(3)	

See footnotes at end of table

Table 4. Continued—Producer price indexes for the net output of selected industries and their products

Industry code	Product code	Industry and product 1/	Index base	Index			Percent change to May 1981 from --			
				Jan. 1981 2/	Apr. 1981 2/	May 1981 2/	Apr. 1981	Feb. 1981	Nov. 1980	May 1980
3552		Textile machinery.....	12/80	104.3	106.6	106.7	0.1	3.2	(3)	(3)
	3552-P	Primary products.....	12/80	104.8	107.2	107.3	0	3.5	(3)	(3)
	3552-1	Textile machinery.....	12/80	103.3	105.9	105.3	-.5	2.3	(3)	(3)
	3552-116	Cleaning, opening, and card room equipment.....	12/80	106.9	110.4	110.4	0	6.8	(3)	(3)
	3552-185	Bleaching, dyeing, and finishing equipment.....	12/80	103.4	104.7	105.5	.8	.8	(3)	(3)
	3552-187	Machines for drying stocks, yarn, and cloth.....	12/80	103.3	103.7	103.7	0	.4	(3)	(3)
	3552-199	Other textile machinery.....	12/80	99.9	102.5	(3)	(3)	(3)	(3)	(3)
	3552-2	Parts and attachments for textile machinery.....	12/80	106.4	108.6	109.2	.6	4.7	(3)	(3)
	3552-211	Textile machinery turnings and shapes....	12/80	114.7	114.7	117.6	2.5	2.5	(3)	(3)
	3552-232	Parts and attachments for other fiber to fabric and fabric machinery.....	12/80	120.5	121.6	121.6	0	16.6	(3)	(3)
	3552-241	Parts and attachments for power looms....	12/80	103.6	107.0	107.3	.3	(3)	(3)	(3)
	3552-271	Parts and attachments for bleaching, dyeing and finishing machinery.....	12/80	102.6	105.9	105.9	0	.9	(3)	(3)
	3552-299	Parts and attachments for other textile machinery.....	12/80	100.0	101.4	101.8	.4	1.8	(3)	(3)
	3552-S	Secondary products.....	12/80	101.5	103.5	(3)	(3)	(3)	(3)	(3)
3553		Woodworking machinery.....	12/80	100.4	101.9	101.9	-.1	1.3	(3)	(3)
	3553-P	Primary products.....	12/80	100.4	101.9	101.9	-.1	1.3	(3)	(3)
	3553-1	Woodworking machinery, excluding home workshop and power-driven handtools.....	12/80	99.9	102.2	102.5	.2	2.3	(3)	(3)
	3553-112	Sawmill equipment.....	12/80	100.0	103.0	103.0	0	(3)	(3)	(3)
	3553-162	Sawing machines, except sawmill equipment	12/80	104.0	106.8	106.8	0	2.7	(3)	(3)
	3553-173	Straight-line machinery, including jointers, moulders, planers, sanders, surfacers, etc.....	12/80	100.9	(3)	107.2	(3)	6.3	(3)	(3)
	3553-175	Boring machinery, carving machinery, dovetailers, mortisers, routers, shapers, and tenoners.....	12/80	103.8	100.9	101.5	.6	1.2	(3)	(3)
	3553-185	Parts, attachments and accessories: cutting tools other than saw blades.....	12/80	(3)	100.0	100.0	0	(3)	(3)	(3)
	3553-187	All other parts, attachments, and accessories, excluding saw blades.....	12/80	95.3	99.1	100.2	1.1	3.0	(3)	(3)
	3553-198	Other woodworking machinery, including lathes, drilling machines, jointers, planers, etc.....	12/80	100.0	(3)	101.0	(3)	1.0	(3)	(3)
3553-S	Secondary products.....	12/80	100.8	(3)	101.9	(3)	1.2	(3)	(3)	
3576		Scales and balances except laboratory.....	12/80	101.2	103.7	105.6	1.9	4.1	(3)	(3)
	3576-P	Primary products.....	12/80	101.2	103.9	104.8	.9	3.2	(3)	(3)
	3576-1	Motor truck scales.....	12/80	100.0	99.7	110.1	10.5	10.1	(3)	(3)
	3576-3	Industrial scales.....	12/80	101.5	104.0	104.0	0	1.7	(3)	(3)
	3576-321	Bench and portable scales.....	12/80	104.8	109.3	109.3	0	4.3	(3)	(3)
	3576-323	Floor scales.....	12/80	100.8	103.1	103.1	0	2.3	(3)	(3)
	3576-329	Miscellaneous industrial scales, incl. crane, suspension, tank, hopper, & conveyor.....	12/80	100.0	101.2	101.2	0	1.2	(3)	(3)
	3576-4	Commercial, retail scales.....	12/80	100.0	(3)	(3)	(3)	(3)	(3)	(3)
	3576-5	Personal, household scales.....	12/80	103.2	107.5	107.5	0	4.1	(3)	(3)
	3576-6	Mailing scales.....	12/80	103.0	103.0	103.0	0	0	(3)	(3)
	3576-7	Accessories and attachments for scales and balances.....	12/80	101.5	101.9	101.9	0	.4	(3)	(3)
	3576-8	Parts for scales and balances.....	12/80	100.0	102.8	102.8	0	2.8	(3)	(3)
	3576-S	Secondary products.....	12/80	100.1	100.1	129.0	28.8	28.8	(3)	(3)
3633		Household laundry equipment.....	12/79	110.6	111.4	113.2	1.6	2.2	4.4	7.5
	3633-P	Primary products.....	12/79	111.3	112.2	114.0	1.6	2.1	4.6	7.9
	3633-1	Household mechanical washing machines, dryers, and washer-dryer combinations....	12/79	111.1	112.1	112.5	.4	1.0	3.7	7.0
	3633-1A	Washing machines, mechanical, electric....	12/79	109.7	110.4	110.5	.1	.6	2.5	7.0
	3633-131	Full and semi-automatic.....	12/79	109.6	(3)	110.4	(3)	.5	2.5	7.1
	3633-15	Dryers, mechanical.....	12/79	113.4	115.1	116.0	.8	1.8	5.7	7.1
	3633-151	Gas.....	12/79	108.1	111.2	112.5	1.2	2.7	3.8	10.0
	3633-155	Electric.....	12/79	115.3	116.5	117.3	.7	1.5	6.4	5.6
	3633-3	Other equipment and parts.....	12/79	114.3	114.3	125.1	9.5	9.5	10.3	13.4
	3633-396	Parts, attachments, & accessories for household laundry equipment.....	12/79	114.3	114.3	125.1	9.5	9.5	10.3	13.4

See footnotes at end of table

Table 4. Continued—Producer price indexes for the net output of selected industries and their products

Industry code	Product code	Industry and product 1/	Index base	Index			Percent change to May 1981 from --				
				Jan. 1981 2/	Apr. 1981 2/	May 1981 2/	Apr. 1981	Feb. 1981	Nov. 1980	May 1980	
3633		Household laundry equipment.....									
	3633-S	(Cont'd) Secondary products.....	12/79	106.4	106.9	109.1	2.0	2.5	2.8	5.2	
3651		Radio and t.v.'s, phonographs, and related equipment.....									
	3651-P	Primary products.....	03/80	99.5	99.9	99.7	-.2	-.2	-1.5	-.6	
	3651-1	Radios, home, car, and combination models.	03/80	100.9	101.4	101.2	-.2	-.3	0	.8	
	3651-1B	Combination models.....	03/80	98.8	98.7	98.5	-.3	-.6	-.5	-1.1	
	3651-112	Table and portable radio combinations, stereo and quadraphonic.....	03/80	94.0	94.3	94.4	.1	0	.8	-2.4	
	3651-1C	Automobile radios and tape players.....	03/80	89.2	90.2	90.4	.2	(3)	(3)	(3)	
	3651-2	Television receivers, including combination models.....	03/80	100.3	(3)	(3)	(3)	(3)	(3)	(3)	
	3651-2A	Console and console tv receivers.....	03/80	100.4	100.6	100.2	-.4	-1.0	-.8	-.9	
	3651-204	Console and console tv receiver, color.....	03/80	101.4	101.1	(3)	(3)	(3)	(3)	(3)	
	3651-21	Table and portable.....	03/80	99.5	99.8	99.9	.1	.4	-1.0	-.9	
	3651-215	Color, over 10 inches through 17 inches.	03/80	99.7	99.6	100.0	.4	.3	(3)	(3)	
	3651-216	Color, over 17 inches.....	03/80	99.5	99.9	100.2	.4	(3)	-.1	-.6	
	3651-4	High fidelity components.....	03/80	103.8	104.4	104.5	.1	.8	.7	4.1	
	3651-4A	Phonographs, except mechanical.....	03/80	103.0	103.6	104.0	.4	1.3	(3)	(3)	
	3651-411	Electric phonograph, not coin operated, monophonic.....	03/80	103.7	93.8	97.3	3.8	-5.2	-4.6	(3)	
	3651-4B	Consumer high fidelity components.....	03/80	105.6	106.0	106.0	0	.3	(3)	(3)	
	3651-414	Phonograph cartridges and pickups.....	03/80	109.3	111.4	111.4	0	0	1.9	11.4	
	3651-4C	Consumer audio and video recorders.....									
	3651-437	Audio tape recorders and players, cassette.....	03/80	100.2	101.6	(3)	(3)	(3)	(3)	(3)	
	3651-5	Speakers, including public address systems	03/80	103.3	105.1	105.2	.1	1.3	2.8	6.2	
	3651-5A	Loudspeaker systems.....	03/80	101.7	102.6	103.1	.6	1.5	1.9	6.4	
	3651-556	Bookshelf type.....	03/80	93.7	94.3	95.6	1.5	2.1	(3)	(3)	
	3651-557	Floor standing.....	03/80	108.0	109.6	109.6	0	1.6	1.4	9.6	
	3651-554	Loudspeakers sold separately.....	03/80	103.1	(3)	105.3	(3)	(3)	4.2	3.6	
	3651-555	Microphones.....	03/80	107.8	111.4	111.4	0	.1	3.5	(3)	
	3651-594	Public address systems.....	03/80	105.7	107.8	107.8	0	2.0	2.0	7.8	
	3651-S	Secondary products.....	03/80	101.7	102.6	102.6	0	.8	.8	2.9	
3676		Resistors for electronic applications.....									
	3676-P	Primary products.....	12/80	100.8	101.4	102.2	.8	1.4	(3)	(3)	
	3676-1	Fixed, nonwirewound, discrete resistors.....	12/80	101.1	101.7	102.6	.9	1.7	(3)	(3)	
	3676-1A	Metal film.....	12/80	100.0	104.1	104.5	.4	4.5	(3)	(3)	
	3676-115	Metal film, standard.....	12/80	100.0	100.4	103.1	2.6	3.1	(3)	(3)	
	3676-2	Fixed, wirewound, discrete resistors.....	12/80	100.0	100.6	104.6	4.0	4.6	(3)	(3)	
	3676-2B	Precision, high temperature.....	12/80	102.9	103.2	103.0	-.2	1.2	(3)	(3)	
	3676-245	Standard type.....	12/80	102.4	104.4	104.3	-.1	2.4	(3)	(3)	
	3676-2C	Ultraprecision.....									
	3676-251	Standard type.....	12/80	101.7	101.6	(3)	(3)	(3)	(3)	(3)	
	3676-231	Nonprecision, without taps.....	12/80	105.7	106.7	106.7	0	.9	(3)	(3)	
	3676-3	Variable, nonwirewound resistors.....	12/80	102.7	(3)	(3)	(3)	(3)	(3)	(3)	
	3676-3A	Nonwirewound trimmers.....	12/80	110.7	(3)	(3)	(3)	(3)	(3)	(3)	
	3676-4	Variable wirewound resistors.....	12/80	100.0	(3)	(3)	(3)	(3)	(3)	(3)	
	3676-4A	Potentiometers and other variable resistors, except trimmers, single turn.	12/80	100.0	(3)	(3)	(3)	(3)	(3)	(3)	
	3676-5	Miscellaneous special type discrete resistors.....	12/80	100.0	(3)	(3)	(3)	(3)	(3)	(3)	
	3676-5A	Multiturn potentiometers.....	12/80	100.0	(3)	(3)	(3)	(3)	(3)	(3)	
	3676-6	Fixed resistor networks.....	12/80	100.0	100.0	100.3	.3	.3	(3)	(3)	
	3676-602	Thick film.....	12/80	100.0	(3)	100.7	(3)	(3)	(3)	(3)	
	3676-S	Secondary products.....	12/80	100.0	100.0	100.5	.5	.5	(3)	(3)	
3678		Connectors for electronic applications.....									
	3678-P	Primary products.....	12/80	101.7	102.8	102.2	-.6	-.3	(3)	(3)	
	3678-1	Coaxial connector (radio frequency).....	12/80	101.4	101.8	101.0	-.7	-.4	(3)	(3)	
	3678-12101	Coaxial connector (complete, assembled).	12/80	(3)	101.5	101.5	0	(3)	(3)	(3)	
	3678-2	Cylindrical connectors.....	12/80	104.5	106.5	103.1	-3.2	-2.1	(3)	(3)	
	3678-225	Heavy duty and standard.....	12/80	106.5	106.5	106.6	0	0	(3)	(3)	
	3678-22501	Heavy duty and standard (complete, assembled).....	12/80	106.6	106.6	106.6	0	0	(3)	(3)	
	3678-229	Miniature.....	12/80	105.1	107.8	100.7	-6.6	-4.7	(3)	(3)	
	3678-22901	Miniature (complete, assembled).....	12/80	100.9	108.7	108.7	0	7.1	(3)	(3)	

See footnotes at end of table

Table 4. Continued—Producer price indexes for the net output of selected industries and their products

Industry code	Product code	Industry and product 1/	Index base	Index			Percent change to May 1981 from --				
				Jan. 1981 2/	Apr. 1981 2/	May 1981 2/	Apr. 1981	Feb. 1981	Nov. 1980	May 1980	
3678		Connectors for electronic applications..... (Cont'd)									
	3678-22902	Miniature (partially assembled or unassembled).....	12/80	106.9	107.5	97.3	-9.4	-9.4	(3)	(3)	
	3678-231	Subminiature.....	12/80	100.5	103.6	103.6	0	.8	(3)	(3)	
	3678-23102	Subminiature (partially assembled or unassembled).....	12/80	100.2	101.9	101.9	0	0	(3)	(3)	
	3678-3	Rack and panel connector (rectangular).....	12/80	100.3	100.3	100.3	.1	.2	(3)	(3)	
	3678-335	Integral shell and similar types.....	12/80	101.2	(3)	(3)	(3)	(3)	(3)	(3)	
	3678-338	Subminiature and other.....	12/80	99.8	99.7	99.8	0	.1	(3)	(3)	
	3678-33801	Subminiature and other (complete, assembled).....	12/80	99.0	98.7	98.9	.1	.3	(3)	(3)	
	3678-33802	Subminiature and other (partially assembled or unassembled).....	12/80	100.4	100.4	100.4	0	0	(3)	(3)	
	3678-4	Printed circuit connector.....	12/80	100.4	99.8	99.8	0	-1.1	(3)	(3)	
	3678-444	Card insertion type.....									
	3678-44401	Card insertion type (complete, assembled).....	12/80	100.1	100.1	100.1	0	(3)	(3)	(3)	
	3678-447	Two-piece type.....	12/80	99.7	99.1	99.1	0	-4	(3)	(3)	
	3678-44701	Two-piece type (complete, assembled).....	12/80	(3)	(3)	(3)	(3)	(3)	(3)	(3)	
	3678-44702	Two-piece type (partially assembled or unassembled).....	12/80	100.0	100.0	100.0	0	0	(3)	(3)	
	3678-5	Other special types.....	12/80	100.4	100.3	100.4	.1	.3	(3)	(3)	
	3678-554	Miscellaneous special purpose types.....	12/80	100.6	100.5	100.5	.1	.4	(3)	(3)	
	3678-556	Other special purpose types.....									
	3678-55601	Other special types (complete, assembled).....	12/80	100.6	100.3	100.3	0	.3	(3)	(3)	
	3678-5	Secondary products.....	12/80	102.8	106.1	106.0	-1.1	.2	(3)	(3)	
	3678-555	Other secondary products.....	12/80	101.1	104.5	104.5	0	0	(3)	(3)	
	3679-5	Electronic components, n.e.c.....	12/80	116.6	119.0	118.0	-.8	(3)	(3)	(3)	
3692		Primary batteries, dry and wet.....	12/80	101.2	104.1	103.2	-.9	-.4	(3)	(3)	
	3692-P	Primary products.....	12/80	100.8	103.8	102.8	-1.0	-1.5	(3)	(3)	
	3692-1	Le Clanche type civilian batteries.....	12/80	101.5	103.6	101.8	-1.7	-1.3	(3)	(3)	
	3692-121	General purpose (flashlight) cell.....									
	3692-12112	General purpose D size.....	12/80	100.0	100.0	100.0	0	0	(3)	(3)	
	3692-131	Multiple cell batteries.....	12/80	102.8	106.2	102.8	-3.2	-3.0	(3)	(3)	
	3692-13111	Lantern battery.....	12/80	103.5	107.6	105.5	-2.0	-1.7	(3)	(3)	
	3692-2	Dry cells, except Le Clanche and military.....	12/80	100.1	106.1	106.4	.3	1.0	(3)	(3)	
	3692-212	Alkaline cells.....	12/80	100.0	107.5	107.5	0	1.0	(3)	(3)	
	3692-21213	AA size.....	12/80	100.0	(3)	107.8	(3)	3.1	(3)	(3)	
	3692-213	Other dry cell batteries, except Le Clanche and military.....	12/80	100.5	99.6	101.2	1.6	1.2	(3)	(3)	
	3692-5	Secondary products.....	12/80	109.6	110.5	108.5	-1.8	-1.0	(3)	(3)	
3715		Truck trailers.....	12/79	105.0	107.1	107.5	.4	1.9	(3)	(3)	
	3715-P	Primary products.....	12/79	104.8	106.7	107.2	.4	1.8	2.8	3.9	
	3715-1	Truck trailers and chassis (10000 lbs. per axle and over).....	12/79	104.2	106.2	106.7	.4	1.9	2.8	3.8	
	3715-1A	Vans.....	12/79	104.5	105.9	106.3	.3	1.9	2.3	3.6	
	3715-11	Closed top vans.....	12/80	100.7	102.1	102.5	.3	2.1	(3)	(3)	
	3715-101	Closed top vans, insulated, semi-insulated and refrigerated.....	12/80	100.9	101.9	101.9	0	1.0	(3)	(3)	
	3715-106	Drop-frame vans, except livestock vans.....	12/80	100.2	99.7	99.7	0	(3)	(3)	(3)	
	3715-109	Closed top, dry freight vans, except insulated, drop-frame and livestock vans.....	12/79	104.2	106.0	106.5	.5	2.4	2.8	3.5	
	3715-119	Aluminum closed top, dry freight vans, except insulated, drop-frame, and livestock vans.....	12/80	100.8	102.7	103.3	.6	3.0	(3)	(3)	
	3715-12	Open top vans.....	12/80	101.4	102.7	103.2	.5	1.9	(3)	(3)	
	3715-18	Tank trailers.....	12/79	103.4	103.7	104.1	.3	-.5	(3)	(3)	
	3715-118	Tanks for flammable liquids, except casing head transport.....	12/80	100.8	101.3	102.4	1.0	2.3	(3)	(3)	
	3715-1D	Complete trailer units (10000 lbs. per axle and over), except vans and tanks.....	12/80	101.5	105.6	106.3	.7	3.9	(3)	(3)	
	3715-133	Bulk commodity trailers, except vans.....	12/79	104.9	106.6	107.0	.4	2.1	2.3	4.6	
	3715-137	Platform trailers.....	12/79	104.1	109.4	110.3	.8	(3)	6.6	7.4	
	3715-141	Low-bed heavy haulers.....	12/79	103.9	107.4	110.5	2.9	4.6	6.6	7.3	
	3715-139	Low-bed heavy haulers 40 ton and over capacity.....	12/80	102.6	(3)	(3)	(3)	(3)	(3)	(3)	
	3715-5	Secondary products.....	12/79	107.2	110.2	110.2	0	2.7	3.8	8.8	
	3714-5	Motor vehicle parts and accessories.....	12/79	(3)	111.9	111.9	0	(3)	(3)	6.4	

See footnotes at end of table

Table 4. Continued—Producer price indexes for the net output of selected industries and their products

Industry code	Product code	Industry and product 1/	Index base	Index			Percent change to May 1981 from --			
				Jan. 1981 2/	Apr. 1981 2/	May 1981 2/	Apr. 1981	Feb. 1981	Nov. 1980	May 1980
3822		Environmental controls.....	12/79	116.1	114.2	114.4	0.2	-.6	2.1	8.2
	3822-P	Primary products.....	12/79	115.2	112.2	112.5	.3	-.7	.5	7.0
	3822-1	Building environment comfort controls....	12/79	117.6	113.3	113.7	.4	-1.2	.1	7.7
	3822-121	Temperature responsive building controls.	12/79	113.2	106.6	106.9	.3	-2.2	-3.7	.8
	3822-12102	Temperature responsive, non-pneumatic...	12/79	112.0	102.2	102.7	.5	-3.3	-8.4	-4.9
	3822-2	Appliance temperature and related controls, automatic.....	12/79	107.4	108.3	108.3	0	.7	1.4	4.4
	3822-211	Temperature responsive appliance controls	12/79	109.3	110.7	(3)	(3)	(3)	(3)	(3)
	3822-5	Secondary products.....	12/79	117.2	118.2	(3)	(3)	(3)	(3)	(3)

¹ Industry and product class indexes may include products not shown separately.

² Data for January 1981 have been revised to reflect the availability of late reports and corrections by respondents. All data are subject to revision 4 months after original publication. Data are not seasonally adjusted.

³ Not available.

⁴ Seasonal product—no price available this month.

NOTE: Indexes in this table are calculated by a revised methodology. See "Technical Note on Data from the Producer Price Index Revision" at the back of this publication.

Because of a correction for January 1981 revised data implemented after the release of data for May 1981, January 1981 figures reported in the May 1981 News Release may be incorrect. The January 1981 revised data in this table are correct.

Table 5. Producer price indexes by durability of product

(1967 = 100)

Grouping	1980		1981		
	Annual average	May	January ¹	April ¹	May ¹
All commodities	268.8	264.2	284.8	292.8	293.7
Total durable goods	251.5	247.1	262.7	267.4	268.4
Total nondurable goods	282.4	277.6	302.6	313.3	314.1
Total manufactures	261.5	258.3	277.3	284.8	286.0
Durable	250.8	246.7	262.3	266.9	268.0
Nondurable.....	273.0	270.7	293.5	304.3	305.4
Total raw or slightly processed goods	305.7	292.7	322.9	333.3	332.7
Durable	278.2	262.2	275.9	286.2	281.0
Nondurable	306.7	294.0	325.3	335.6	335.4

¹ Data for January 1981 have been revised to reflect the availability of late reports and corrections by respondents. All data are subject to revision 4 months after original publication.

Because of a correction for January 1981 revised data implemented after the release of data for May 1981, January 1981 figures reported in the May 1981 News Release may be incorrect. The January 1981 revised data in this table are correct.

Table 6. Producer prices and price indexes for commodity groupings and individual items

(1967 = 100 unless otherwise indicated)

Commodity code 1/	Commodity	Unit	Other index base	Index			Price
				Jan. 1981 2/	Apr. 1981 2/	May 1981 2/	May 1981
	All commodities			284.8	292.8	293.7	
	Industrial commodities			291.5	302.8	304.1	
	Farm products, processed foods and feeds			257.9	253.6	252.6	
01	Farm products			264.5	263.2	259.5	
011	Fresh and dried fruits and vegetables			258.7	285.2	273.9	
0111	Fresh fruits			205.3	221.3	227.7	
	Citrus fruits			171.9	196.1	189.8	
0101	Grapefruit, Florida	4/5 bu.		234.0	289.7	271.3	\$7.698
0104 .01	Lemons	half box		108.5	107.0	113.4	11.583
0105	Oranges, Florida	4/5 bu.		160.2	240.0	252.4	7.815
0106 .01	Oranges, California	half box		131.7	115.2	112.6	8.125
02	Other fruits			219.2	231.3	243.5	
0215 .01	Apples, Delicious	tray ctn.		198.0	207.2	212.0	12.875
0216	Apples, McIntosh	call ctn.		189.0	212.2	213.4	10.938
0217 .03	Bananas, 40 lb. box	box		245.0	268.7	284.2	8.160
0218 .02	Grapes	lug		330.7	(3)	(3)	(3)
0219	Peaches	3/4 bu.		(3)	(3)	(3)	(3)
0221	Pears	box		117.8	(3)	(3)	(3)
0222	Strawberries	qt.		216.8	155.8	(3)	(3)
0223	Cantaloupes	crate		(3)	300.5	347.8	40.500
0112	Dried fruits			388.0	385.5	382.2	
0101 .03	Prunes	lb.		278.9	275.9	266.5	.556
0102 .03	Raisins	lb.		479.9	477.9	479.9	.804
0113	Fresh and dried vegetables			282.5	317.0	291.2	
01	Dried vegetables			222.7	235.3	222.2	
0101	Beans, dried	100 lb.		420.9	489.1	557.4	49.000
02	Fresh vegetables, except potatoes			222.7	235.3	222.2	
0211	Cabbage	50 lb.		304.7	247.5	293.3	6.417
0212	Carrots	48 lb.		256.6	205.3	253.6	10.500
0213	Celery	crate		305.0	191.1	307.6	14.625
0214	Corn, sweet	crate		263.0	290.6	214.5	7.750
0215	Lettuce	carton		240.6	194.8	263.5	11.500
0216	Onions	50 lb.		302.5	499.5	474.5	14.250
0217 .02	Tomatoes	30 lb. ctn.		117.1	169.2	60.7	7.000
0218	Snap beans	bu.		423.0	366.6	225.6	12.000
03	Sweet potatoes			250.3	357.3	368.2	
0331	New York	50 lb.		215.8	363.9	384.7	18.500
0332	Chicago	50 lb.		270.2	352.3	357.1	18.500
04	White potatoes			411.6	508.9	416.7	
0441	Western, Chicago	100 lb.		408.5	449.4	449.4	19.250
0442	Midwestern, Chicago	100 lb.		446.3	562.8	536.4	16.125
0443	Eastern, New York	100 lb.		398.6	617.0	517.4	16.875
0444 .01	Western, New York	50lb ctn		380.7	358.4	315.3	10.250
0445	White potatoes, Western, Los Angeles	50lbs.		473.1	561.6	388.0	9.500
012	Grains			277.7	264.7	257.7	
0121	Wheat			279.2	262.6	250.5	
0101	Hard winter Ord., no. 1, Kansas City	bu.		280.4	265.5	253.5	4.230
0102	Spring, no. 1, D. N. Ord., Minneapolis	bu.		260.3	242.4	243.9	4.405
0103	Soft white, no.1, Portland, Oregon	bu.		271.3	268.9	267.2	4.470
0104	Red winter, no.2, St. Louis	bu.		307.1	272.6	231.4	3.685
0122	Other grains			276.8	266.1	262.3	
01	Barley			236.1	210.6	210.6	2.480
0101	No. 2 feed, Minn.	bu.		236.1	210.6	210.6	2.480
02	Corn			276.3	267.1	262.9	3.415
0205	No.2, Chicago	bu.		276.3	267.1	262.9	3.415
03	Oats			323.3	309.8	305.6	2.150
0311	No.2, Minneapolis	bu.		323.3	309.8	305.6	2.150
04	Rye			309.3	332.9	341.5	3.975
0415	No.2, Minneapolis	bu.		309.3	332.9	341.5	3.975
013	Livestock			244.3	246.6	251.8	
0131	Cattle			249.6	254.4	259.8	
01	Steers			258.4	261.3	267.7	
0101 .03	Prime	100 lb.		294.5	280.0	290.9	66.280
0111 .02	Choice	100 lb.		257.6	262.4	269.1	66.550
0122 .02	Good	100 lb.		259.5	260.8	266.6	61.650
0123 .02	Standard	100 lb.		278.3	(3)	(3)	(3)
02	Cows			249.8	269.0	267.8	
0231 .02	Commercial	100 lb.		239.4	247.8	246.9	42.600
0241 .02	Cutter and canner	100 lb.		249.3	272.0	270.7	42.300
03	Calves			179.5	192.6	194.0	
0351 .01	Calves, Choice, Lancaster at stockyards	100lbs.		118.5	121.5	124.2	97.500
0353 .01	Choice, South St. Paul	100 lb.		241.1	264.4	264.4	85.000
0132	Hogs			199.0	191.3	195.1	
01	Barrows and gilts			199.9	192.5	196.3	
0161 .04	200-240 lb.	100 lb.		202.0	194.3	198.8	41.885
0171 .03	Barrows and gilts 270-300 lb.	100 lb.		197.2	190.7	192.3	38.700
02	Sows			198.9	187.6	191.8	36.550
0281 .02	Sows 350-400 lb	100 lb.		198.9	187.6	191.8	36.550
0133	Lambs			257.0	286.1	290.6	
0191 .01	Choice	100 lb.		257.0	286.1	290.6	65.000

See footnotes at end of table.

Table 6. Continued—Producer prices and price indexes for commodity groupings and individual items

(1987 = 100 unless otherwise indicated)

Commodity code 1/	Commodity	Unit	Other index base	Index			Price
				Jan. 1981 2/	Apr. 1981 2/	May 1981 2/	May 1981
014	Live poultry			213.1	195.4	207.2	
0141	Chickens						
02	Broilers and fryers			214.9	189.7	204.6	
0142	Turkeys			178.8	187.8	187.8	
0181	Hens	lb.		214.3	230.7	(3)	(3)
0185	Toms	lb.		233.6	239.5	(3)	(3)
015	Plant and animal fibers			284.1	274.2	258.3	
0151	Raw cotton						
0101 .04	Gr 41, staple 34-10 spot mkt. avg.	lb.		294.8	284.0	266.3	\$0.773
0152	Domestic apparel wool			195.4	198.4	198.4	
0101	64's, staple 2 3/4 in. and up	lb.		207.5	228.0	228.0	2.775
0106	62's, staple 3 in. and up	lb.		200.8	211.1	211.1	2.550
0107	60's, staple 3 in. and up	lb.		188.5	178.1	178.1	2.150
0108	58's, staple 3 1/4 in. and up	lb.		189.3	172.9	172.9	1.850
0111	54's, staple 3 1/2 in. and up	lb.		172.0	167.2	167.2	1.725
0153	Foreign wool			269.7	263.6	260.5	
01	Apparel wool			202.0	202.5	201.5	
0101 .01	Australian 64's type 62	lb.		213.2	213.9	212.5	2.980
0107	S. African, 64's-70's, good topmaking	lb.		(3)	224.6	(3)	(3)
02	Carpet wool			366.4	352.6	346.9	
0212 .02	B.A. November, 40's/36's	lb.		501.9	(3)	(3)	
0214 .02	New Zealand, 2nd shear B	lb.		312.9	(3)	(3)	
0155	Plant fibers, except cotton			249.3	242.2	240.0	
01	Hard fibers			334.5	320.7	316.5	
0101 .01	Abaca, manila fiber, grade I	275 lb. bl.		283.0	280.8	280.8	62.000
02	Soft (bast) fibers						
0231 .01	Jute, raw, bang tossa C	lb.		175.9	175.9	175.9	.290
016	Fluid milk			288.4	287.2	283.6	
0161	Milk eligible for fluid use						
0102 .02	Milk, fluid use	100 lbs	Jun/73	276.4	274.4	270.5	
				212.9	211.4	208.4	13.494
0162	Milk, manufacturing grade			319.2	321.4	319.0	
0101 .02	Milk, manufacturing grade	100 lbs	Jun/73	229.8	231.4	229.6	12.476
017	Eggs			185.7	196.2	165.0	
0171	Eggs, large	doz.	Dec/71	162.3	171.5	144.2	.644
018	Hay, hayseeds and oilseeds			311.8	296.3	299.0	
0181	Hay						
0101	Alfalfa	ton		297.7	273.9	297.7	62.500
0182	Hayseeds			239.6	237.3	237.3	
0101 .02	Alfalfa hayseeds	100 lb.		223.8	221.1	221.1	110.667
0111 .01	Clover	100 lb.		242.3	244.2	244.2	83.906
0183	Oilseeds			316.7	302.4	301.3	
0101	Flaxseed	bu.		263.0	255.1	264.6	8.400
0111 .01	Peanuts	lb.		642.1	631.4	(3)	(3)
0121	Cottonseed	ton		217.3	(3)	(3)	(3)
0131 .01	Soybeans	bu.		288.7	273.0	271.6	7.460
019	Other farm products			296.1	295.9	259.7	
0191	Green coffee, cocoa beans, and tea			395.1	393.7	309.6	
01	Green coffee			409.1	401.1	305.2	
0101 .01	Santos, no. 4	lb.		460.5	460.5	272.5	1.290
0111	Colombian, Manizales	lb.		435.0	435.0	338.6	1.440
0113 .01	Ambriz, two bb	lb.		363.7	338.6	338.6	1.145
0115	Mexican, washed	lb.		326.0	318.5	318.5	1.270
02	Cocoa beans			371.9	409.6	372.9	
0221	Accra	lb.		379.9	399.0	360.8	1.040
0222	Bahia	lb.		358.1	425.1	390.7	1.020
03	Tea						
0331 .02	Black	lb.		206.6	218.0	213.6	1.068
0192	Leaf tobacco						
0101	Leaf tobacco	100 lb.		234.3	235.0	235.7	
0193	Nuts						
0101	Pecans (in shell)	lb.		(3)	(3)	(3)	(3)

See footnotes at end of table.

Table 6. Continued—Producer prices and price indexes for commodity groupings and individual items

(1967 = 100 unless otherwise indicated)

Commodity code 1/	Commodity	Unit	Other index base	Index			Price
				Jan. 1981 2/	Apr. 1981 2/	May 1981 2/	May 1981
02	Processed foods and feeds			253.3	247.4	248.0	
021	Cereal and bakery products			251.5	253.5	255.1	
0211	Bakery products			262.3	264.1	265.4	
01	White pan bread			250.1	252.4	254.4	
0106 .99	White pan bread, northeast		Dec/68	234.4	234.4	238.6	
0107 .99	White pan bread, north central		Dec/68	248.0	250.0	250.0	
0108 .99	White pan bread, south		Dec/68	231.5	234.1	234.5	
0109 .99	White pan bread, west		Dec/68	259.4	264.9	268.9	
04	Other bread		Dec/80	100.5	102.8	103.0	
0401 .99	White hearth bread		Dec/80	100.2	101.6	(3)	
0402 .99	Dark wheat bread		Dec/80	100.6	103.0	103.0	
0403 .99	Rye bread		Dec/80	101.3	105.6	105.9	
0404 .99	Other variety bread		Dec/80	100.0	100.8	(3)	
05	Bread type rolls		Dec/80	101.7	103.1	104.0	
0501 .99	Hamburger and wainer rolls		Dec/80	102.3	103.8	104.1	
0502 .99	Brown and serve rolls		Dec/80	(3)	101.0	(3)	
0503 .99	English muffins		Dec/80	100.0	100.4	105.6	
0504 .99	Other bread type rolls		Dec/80	101.7	104.9	105.4	
06	Bread stuffing, croutons, and bread crumbs						
0601 .99	Bread stuffing, croutons, and bread crumbs		Dec/80	100.0	105.3	105.3	
07	Sweet yeast goods		Dec/80	101.7	103.5	103.5	
0701 .99	Yeast raised doughnuts		Dec/80	100.0	101.6	101.6	
0702 .99	Other sweet yeast goods		Dec/80	102.2	104.1	104.1	
08	Soft cakes		Dec/80	101.1	101.5	101.5	
0801 .99	Snack cakes		Dec/80	101.4	101.2	101.2	
0802 .99	Other soft cakes		Dec/80	100.6	(3)	(3)	
09	Pies		Dec/80	101.8	102.4	102.4	
0901 .99	Snack pies		Dec/80	(3)	104.2	104.2	
12	Cake type doughnuts						
1201 .99	Cake type doughnuts		Dec/80	100.7	102.5	103.7	
21	Cookies and crackers			304.6	304.6	304.6	
2101 .02	Cookies	lb.		322.9	322.9	322.9	\$1.107
2102 .01	Crackers	lb.		263.8	263.8	263.8	.734
0212	Flour and flour base mixes			208.1	207.5	206.6	
01	Flour			197.9	195.3	194.3	
0101	Standard patents, Buffalo	100 lb.		193.6	194.9	194.1	12.757
0102 .01	95 pct. patents, Kansas City	100 lb.		191.9	189.5	185.6	10.313
0103	Standard patents, Minneapolis	100 lb.		180.4	181.2	180.8	11.075
0109 .01	Soft red winter wheat flour	100 lbs.	Dec/73	90.8	87.3	87.2	11.683
0111 .01	Standard patents, Portland, Oregon	100 lb.		178.9	175.4	174.0	10.927
02	Flour base mixes and doughs			233.3	236.9	236.3	
0215 .04	Flour base cake mix	lb.		219.8	225.3	224.2	
0223 .01	Pie crust mix	lb.	Dec/74	135.9	142.9	142.9	.724
0213	Milled rice			289.7	301.0	300.4	
0101	Rice, no.2, medium grain	lb.		317.7	323.6	329.5	.280
0102	Rice, no.2, long grain	lb.		264.2	278.9	274.0	.280
0214	Other cereals			268.4	271.4	280.3	
0102 .01	Rolled oats	case/24		299.8	299.8	299.8	
0103 .03	Corn meal, white	lb.	Dec/72	224.1	240.5	240.5	.334
0104 .03	Macaroni	lb.		243.6	243.6	246.6	.599
022	Meats, poultry, and fish			248.1	239.2	244.8	
0221	Meats			240.5	230.0	235.8	
01	Beef and veal			252.9	244.6	251.9	
0102 .99	USDA choice beef carcasses			259.0	248.2	259.3	
0104 .99	USDA utility beef carcasses			233.5	220.4	231.3	
0106 .99	USDA good beef carcasses			256.5	259.6	(3)	
0108 .99	Other USDA graded and ungraded beef carcasses		Dec/80	101.7	99.0	101.0	
0111 .99	Primal and fabricated beef cuts		Dec/80	99.9	96.4	99.7	
0113 .99	Boneless beef including hamburger		Dec/80	94.9	93.3	94.6	
0115 .99	Variety meats (edible organs)		Dec/80	100.0	95.2	95.0	
04	Pork			214.7	200.3	203.8	
0419 .99	Slab bacon		Dec/80	85.8	84.4	(3)	
0421 .99	Sliced bacon			204.2	202.7	207.4	
0423 .99	Hams			249.4	252.4	243.0	
0424 .99	Picnics			213.8	184.3	180.7	
0425 .99	Boston butts		Dec/70	272.2	229.0	243.2	
0431 .99	Pork loins			207.5	184.6	193.7	
05	Other meats			247.7	237.4	242.7	
0563 .99	Frankfurters, skinless, all meat			244.9	230.7	242.1	
0565 .99	Bologna, all meat			253.4	231.1	247.0	
0567 .99	Fresh pork sausage, roll, artificial casing			269.1	(3)	252.4	
0569 .07	Canned luncheon meat, 12 oz. can	case/24		266.7	266.5	272.9	
0222	Processed poultry			203.2	188.1	197.5	
03	Broilers or fryers			195.6	176.9	188.0	
04	Turkeys			189.0	193.6	193.6	
0419 .01	Hens, young, 8-16 lbs.	lb.		177.8	185.3	(3)	(3)
0421 .01	Toms, young, 14-20 lbs.	lb.		197.2	198.6	(3)	(3)
0223	Fresh and processed fish			372.9	387.1	386.4	
01	Unprocessed fin fish			426.5	438.8	453.6	
0101	Haddock	100 lb.		712.9	706.5	224.8	35.000
0102	Halibut	lb.		495.7	519.9	459.4	1.900
0103 .01	Salmon	lb.		346.3	357.8	507.9	2.200
0104	Whitefish	lb.		312.3	322.4	159.5	1.175
0107	Yellow pike	lb.		413.2	373.5	(3)	(3)
02	Fresh processed fish			409.7	410.0	367.9	
0211	Haddock fillets	lb.		604.6	615.1	262.9	1.250
0212	Shrimp	lb.		431.3	(3)	(3)	(3)
0213	Oysters	gal.		263.3	256.7	263.3	20.000

See footnotes at end of table.

Table 6. Continued—Producer prices and price indexes for commodity groupings and individual items

(1967 = 100 unless otherwise indicated)

Commodity code 1/	Commodity	Unit	Other index base	Index			Price
				Jan. 1981 2/	Apr. 1981 2/	May 1981 2/	May 1981
0223	Fresh and processed fish (Cont'd)						
03	Frozen processed fish			364.9	392.7	395.8	
0314	Cod fillets	lb.	Dec/73	126.5	139.8	139.8	\$1.160
0315	Flounder fillets	lb.		397.9	397.9	397.9	1.580
0317	Ocean perch fillets	lb.		360.7	351.9	351.9	1.000
0318	Shrimp	lb.		406.8	463.3	465.6	4.950
0319 .03	Shrimp, raw, breaded	lb.	Dec/67	375.5	386.8	390.2	3.807
0321 .01	Frozen fish blocks	lb.		491.6	489.4	491.6	1.135
0322 .05	Frozen fish sticks	lb.		261.0	296.5	310.8	
0323 .03	Frozen fish portions	lb.		361.4	371.1	371.1	1.345
04	Canned fish			365.1	365.1	365.1	
0425	Salmon, no. 1 tall can	case/48		298.2	298.2	298.2	86.000
0426	Tuna, 6 1/2 oz. can	case/48		355.4	355.4	355.4	44.750
0427	Sardines, Maine, 3 1/4 oz. can	case/100		311.4	311.4	311.4	36.000
023	Dairy products			244.7	245.8	245.0	
0231	Fresh processed milk			193.6	194.6	192.9	
0109 .02	North Eastern Region	1/2 gal.	Apr/74	144.3	145.5	145.5	
0111 .02	North Central Region	1/2 gal.	Apr/74	141.6	140.9	(3)	
0113 .02	Southern Region	1/2 gal.	Apr/74	159.2	159.8	154.6	
0115 .01	Western Region	1/2 gal.	Apr/74	162.6	165.8	165.8	
0232	Butter			223.7	224.4	224.4	
0111 .01	Grade A and AA, New York	lb.		228.1	228.9	228.9	1.760
0112	Grade A and AA, Chicago	lb.		220.8	221.0	221.1	1.477
0113	Grade A and AA, San Francisco	lb.		217.9	219.2	219.2	1.748
0233	Cheese			309.0	310.9	310.9	
0121 .01	Barrel cheese	lb.		319.9	318.7	318.7	1.338
0122 .01	Daisies	lb.		292.7	292.7	291.7	1.888
0123 .05	Processed cheese	lb.	Dec/72	212.5	218.1	218.1	1.356
0234	Ice cream			230.7	232.2	233.4	
0131 .08	Bulk	gal.		216.7	216.7	217.9	4.067
0132 .06	Pre-packaged, half gallons	gal.		237.3	239.4	240.6	4.185
0235	Concentrated milk products			408.6	407.2	407.2	
0141	Milk, evaporated, whole, 14 1/2 oz. can	case/48		300.8	307.6	307.6	21.710
0171	Milk, nonfat, dry	lb.		467.6	460.3	460.3	.949
024	Processed fruits and vegetables			238.4	258.7	260.1	
0241	Canned fruits and juices			261.0	271.4	272.6	
01	Canned fruits			239.5	237.0	238.7	
0101 .01	Applesauce, no. 303 can	doz.		242.0	230.8	230.8	3.689
0106 .02	Apricots, no. 2 1/2 can	doz.		233.3	233.3	237.2	9.602
0111 .09	Cherries, no. 303 can	doz.		227.8	223.2	253.3	10.032
0121 .01	Fruit cocktail, no. 2 1/2 can	doz.		241.5	241.5	242.3	8.717
0126 .01	Peaches, no. 2 1/2 can	doz.		266.8	266.8	266.8	7.391
0127 .02	Peaches, no. 10 can	doz.		248.8	243.5	243.5	28.053
0131 .01	Pears, no. 2 1/2 can	doz.		212.3	212.3	212.3	8.372
0136 .03	Pineapple, no. 2 can	doz.		213.6	213.6	213.6	6.612
0138	Cranberry sauce, no. 300 can	doz. cans		231.0	229.2	234.9	4.999
02	Canned fruit juices			296.3	325.5	325.9	
0241 .01	Orange juice, no. 3 can	doz.		289.6	356.6	356.6	10.296
0246 .03	Grape juice, 24 oz. bottle	doz.		265.4	254.0	254.0	7.882
0251 .01	Pineapple juice, no. 3 can	doz.		459.7	440.0	459.7	9.139
0253 .02	Grapefruit juice, no. 3 can	doz.		285.7	318.5	312.4	8.606
0255 .05	Apple juice, 32 oz. bottle	doz.		317.8	319.4	320.4	7.379
0242	Frozen fruits and juices			236.4	317.2	317.2	
0101 .02	Strawberries, 10 oz. pkg.	doz.		223.8	230.5	230.5	6.503
0103 .04	Orange concentrate, 6 oz. can	doz.		241.1	338.1	338.1	4.920
0243	Dried and dehydrated fruits			410.2	400.2	402.0	
0101 .03	Prunes, 1 lb. pkg.	case/24	Dec/67	273.7	272.7	270.7	17.689
0102 .02	Raisins, 15 oz. pkg.	case/24	Dec/67	459.1	443.5	448.0	24.623
0244	Canned vegetables and juices			211.3	223.1	225.4	
0101 .04	Asparagus, no. 300 can	doz.		265.4	270.3	281.4	9.326
0106 .01	Corn, cream style, no. 303 can	doz.		195.3	222.0	224.4	4.577
0107	Corn, whole kernel, no. 303 can	doz.		194.6	217.8	219.8	4.543
0111	Peas, no. 303 can	doz.		189.1	197.3	201.6	4.331
0117 .03	Beans, no. 303 can	doz.		192.8	196.2	196.2	3.673
0126 .04	Tomatoes, no. 303 can	doz.		191.0	220.0	222.2	4.102
0136 .07	Tomato catsup, 14 oz. bottle	doz.		222.2	231.3	234.0	5.321
0137 .05	Tomato catsup 32 oz. bottle	doz.		217.9	226.9	226.9	11.292
0141 .01	Tomato juice, no. 3 can	doz.		242.9	247.8	246.5	7.748
0142 .01	Tomato sauce, 8 oz. can	doz.		217.7	221.1	223.6	2.351
0144 .06	Mushrooms, 4 oz. can	doz.	Dec/67	187.8	199.1	204.6	5.753
0145 .04	Sweet potatoes, no. 2 1/2 can	doz.	Dec/67	290.9	301.4	301.4	
0245	Frozen vegetables			229.3	245.8	246.7	
0101 .04	Peas, 10 oz. pkg.	doz.		222.3	229.9	232.6	4.131
0106 .06	Beans baby lima, 10 oz. pkg.	doz.		226.7	230.8	232.4	
0108 .07	Potatoes, french fried	lb.		233.2	252.5	253.0	
0246	Dried and dehydrated vegetables			162.4	174.0	174.4	
0101 .09	Potatoes, instant mashed	lb.	Dec/67				.525
025	Sugar and confectionery			344.6	286.0	265.3	
0252	Raw cane sugar			416.8	274.9	224.2	
0101	Raw cane sugar	100 lb.					16.310
0253	Refined sugar		Dec/77	235.6	185.0	168.4	
01	Consumer size packages		Dec/77	230.2	166.6	149.6	
0101	Granulated cane sugar	5 lb.	Dec/77	437.1	316.3	284.1	1.509
02	For use in food manufacturing		Dec/77	236.6	188.1	171.7	

See footnotes at end of table.

Table 6. Continued—Producer prices and price indexes for commodity groupings and individual items

(1967 = 100 unless otherwise indicated)

Commodity code 1/	Commodity	Unit	Other index base	Index			Price
				Jan. 1981 2/	Apr. 1981 2/	May 1981 2/	May 1981
0253	Refined sugar (Cont'd)						
0201	Granulated cane sugar in bags	100 lb.		437.2	318.2	268.6	\$26.558
0202 .02	Granulated beet sugar in bulk	100 lb.		415.7	334.3	320.2	29.567
0203	Granulated beet sugar in bags	100 lb.		414.4	414.4	414.4	40.150
0254	Confectionery materials		Dec/77	175.1	167.7	166.3	
0101 .01	Honey, extracted	lb.		298.7	299.7	294.3	
0102 .05	Chocolate coating, milk	lb.		289.2	278.3	270.9	
0103 .01	Corn syrup	100 lb.		292.2	278.0	278.0	13.040
0255	Confectionery end products		Dec/77	120.7	120.7	119.4	
01	Candy bars		Dec/77	114.7	114.7	114.7	
0101 .02	Solid chocolate bars	lb.		257.4	257.4	257.4	
0102 .07	Chocolate coated bars	lb.		221.4	221.4	221.4	
02	Chewing gum						
0201	Chewing gum	case		344.6	344.6	321.7	183.399
026	Beverages and beverage materials			243.0	243.4	245.0	
0261	Alcoholic beverages			182.3	188.1	188.9	
01	Malt beverages			181.5	185.9	186.7	
0101 .13	Beer, 11 or 12 oz. bottle	case/24		188.7	191.5	192.1	
0103 .15	Beer, 11 or 12 oz. can	case/24		172.7	178.1	178.9	
02	Distilled spirits			167.6	173.6	174.1	
0211 .03	Whiskey, straight bourbon, fifth	case/12		147.0	154.1	154.1	
0212 .07	Whiskey, spirit blend, fifth	case/12		(3)	199.6	(3)	
03	Wine			221.4	231.9	234.3	
0321 .03	Still table, fifth	case/12		225.8	234.9	237.0	
0322 .04	Still dessert, fifth	case/12		227.6	241.7	245.1	
0262	Soft drinks			297.8	290.8	294.6	
01	Cola drinks						
0106 .08	Cola drink, bottles	case/24		306.5	297.5	301.5	
02	Ginger ale						
0211 .14	Ginger ale, mixed size cases	case		262.7	265.7	276.2	
03	Plain soda						
0263	Packaged beverage materials			314.4	314.4	314.5	
01	Coffee, roasted			325.7	325.7	325.7	
0101 .01	Ground, 1 lb. tin	lb.		339.3	339.3	339.3	2.528
0103 .04	Soluble (instant)	6 oz.		285.6	285.6	285.6	2.642
02	Cocoa						
0206 .03	Powdered, sweetened, lb. pkg	lb.		348.1	348.1	348.1	1.224
03	Tea			208.3	208.3	209.0	
0311 .03	Bags	lb.		208.2	208.2	208.2	4.567
0312 .09	Loose	lb.		222.7	222.7	226.2	3.487
0264	Other beverage materials						
0101 .01	Malt	34lb.		286.1	286.1	286.1	5.362
0103 .03	Flavoring syrup (fountain)	gal.		222.4	213.5	211.2	
0105 .06	Kola syrup, for use by bottlers	gal.	Dec/68	179.7	175.9	178.8	
027	Fats and oils			230.2	232.6	228.6	
0271	Animal fats and oils			285.5	298.9	297.2	
0103 .99	Lard commercial sizes (over 3 lbs)		Dec/80	97.2	104.5	102.8	
0272	Crude vegetable oils			199.8	193.6	187.0	
0101 .99	Soybean oil, crude, not degummed			215.8	206.1	194.4	
0105 .99	Soybean oil, crude, degummed		Jun/80	110.2	112.1	106.4	
0111 .01	Cottonseed oil	lb.		142.5	150.9	148.8	.265
0121 .01	Peanut oil	lb.		392.1	266.8	299.1	.370
0131 .01	Corn oil	lb.		231.6	224.9	215.1	.244
0141 .02	Coconut oil	lb.		227.3	214.2	223.6	.298
0273	Refined vegetable oils			211.9	209.6	207.5	
0101 .02	Cottonseed oil	lb.		197.5	209.3	207.1	.350
0111 .02	Corn oil	lb.		213.4	215.0	207.6	.314
0121 .01	Soybean oil	lb.		201.8	202.6	188.5	.265
0131 .02	Peanut oil	lb.		352.5	254.1	279.5	.440
0274	Vegetable oil end products			234.6	241.6	238.6	
0101 .02	Shortening, 3 lb. tin	lb.		269.9	265.8	(3)	
0106	Shortening, 440 lb. drum	cwt.		189.1	226.5	214.4	44.500
0121 .03	Margarine	lbs.		233.8	235.1	235.1	.637
028	Miscellaneous processed foods			244.2	249.9	251.1	
0281	Jams, jellies, and preserves			272.4	275.0	279.8	
0101 .06	Strawberry preserves, 10-12 oz. jar	doz.		286.5	290.2	292.5	
0111 .03	Grape jelly, 10 oz. jar	doz.		281.9	275.2	288.5	6.834
0113 .06	Blackberry jam or preserves, 12 oz. jar	doz.		277.6	286.7	289.1	9.944
0115 .05	Cherry jam or preserves, 12 oz. jar	doz.		273.2	273.2	277.0	11.220
0121 .02	Maraschino cherries, 8oz. to 10 oz. jar	doz. jars	Dec/67	206.5	211.7	211.7	7.424
0282	Pickles and pickle products			267.3	285.6	289.9	
0101 .06	Pickles, dill or sour, 16-32 oz. jar	doz.		252.4	286.7	286.7	
0283	Processed eggs			193.8	175.7	173.2	
0101 .01	Frozen	lb.		183.9	175.7	173.7	.425
0102	Dried	lb.		196.0	170.6	167.8	1.755
0284	Specialties			221.2	226.5	227.7	
0151 .03	Pork and beans, no. 300 can	doz.		271.5	287.8	287.8	3.807
0153 .02	Spaghetti no. 300 can	doz.		215.9	215.9	218.6	2.620
0285	Other frozen processed foods			231.3	232.1	232.1	
0102	Frozen beef pie	lb.	Dec/75	175.5	176.4	176.4	
0289	Other miscellaneous processed foods			249.3	257.3	258.4	

See footnotes at end of table.

Table 6. Continued—Producer prices and price indexes for commodity groupings and individual items

(1967 = 100 unless otherwise indicated)

Commodity code 1/	Commodity	Unit	Other index base	Index			Price
				Jan. 1981 2/	Apr. 1981 2/	May 1981 2/	May 1981
0289	Other miscellaneous processed foods (Cont'd)						
0131	Pepper, whole, black	lb.		230.6	211.1	216.3	\$0.830
0141 .03	Peanut butter, 12 oz. jar	doz.		322.2	343.5	343.5	
0145 .02	Mayonnaise, 16 oz. jar	doz.		223.3	223.3	223.3	9.600
029	Prepared animal feeds			248.9	237.8	241.2	
0291	Grain by-product feeds			272.5	242.7	240.2	
0101	Bran	ton		256.3	237.3	223.1	94.000
0111	Middlings	ton		248.7	227.8	213.8	92.000
0121	Gluten feed, corn	ton		289.6	248.3	258.6	125.000
0292	Vegetable cake and meal feeds			304.2	282.8	293.5	
0101	Cottonseed meal	ton		278.8	265.7	265.7	202.500
0111 .99	Soybean meal			303.7	281.8	293.4	
0293	Formula feeds			236.9	230.3	232.5	
0101 .99	Broiler feed, complete			242.6	232.6	233.5	
0103 .99	Egg layer feed		Jan/67	246.0	237.9	243.4	
0105 .99	Starter-grower feed, complete		Dec/80	95.9	91.6	91.8	
0107 .99	Turkey feed, complete		Dec/80	96.5	95.0	96.3	
0121 .99	Dairy feed			239.1	229.9	232.2	
0131 .99	Beef cattle feed			214.9	208.8	211.4	
0141 .99	Swine feed			225.5	221.2	223.7	
0151 .99	Horse & mule feed		Dec/80	100.4	103.6	107.9	
0294	Miscellaneous feedstuffs			204.9	199.5	201.2	
03	Other than pet food		Dec/79	116.5	105.4	108.7	
0301	Meat meal			301.3	265.0	279.0	250.000
0303 .02	Dry tankage			278.1	252.7	261.2	270.000
0305	Fish meal			340.3	302.3	296.9	410.000
0307 .99	Grain, ground, rolled		Dec/80	100.6	92.9	92.9	
0309 .99	Mineral mixture		Dec/80	100.5	104.1	108.7	
03	Textile products and apparel			193.1	196.5	198.0	
031	Synthetic fibers		Dec/75	146.5	151.6	156.7	
0315	Unprocessed filament yarns		Dec/75	146.1	151.9	159.0	
01	Cellulosic			190.3	190.3	190.3	
02	Non-cellulosic			151.7	159.2	168.4	
0211 .05	Nylon filament yarn, 15 denier	lb.		116.3	(3)	(3)	
0213 .03	Nylon filament yarn, 70 denier	lb.		134.4	142.3	149.1	1.796
0217 .01	Nylon tire yarn, 840 denier	lb.		(3)	171.3	(3)	(3)
0227 .01	Polyester tire yarn, 1000 denier	lb.	Dec/73	130.7	133.8	133.8	1.017
0316	Staple		Dec/75	148.5	153.4	155.3	
01	Cellulosic		Dec/75	154.7	156.6	158.1	
0101	Viscose staple	lb.	Dec/75	154.7	156.6	158.1	.833
02	Non-cellulosic		Dec/75	146.0	151.7	153.7	
0211 .03	Nylon staple	lb.	Jun/76	126.5	142.2	148.7	1.203
0216 .03	Acrylic staple, 3 denier	lb.	Dec/76	132.3	133.2	133.2	1.061
0217 .02	Polyester staple	lb.	Dec/75	163.0	163.0	163.0	.863
0317	Tow		Dec/75	139.6	139.2	140.4	
02	Non-cellulosic		Dec/75	139.6	139.2	140.4	
0212 .01	Acrylic tow	lb.		110.3	(3)	111.0	1.170
032	Processed yarns and threads		Dec/75	129.8	134.6	137.1	
0326	Yarns		Dec/75	128.3	132.8	135.5	
01	Cotton			271.5	270.3	269.0	
0101 .05	Cotton yarn, combed knitting, 30's	lb.		241.8	240.9	240.2	2.119
0103 .02	Cotton yarn, carded weaving, 20/2's	lb.		297.9	294.8	293.3	1.898
0105 .03	Cotton yarn, carded knitting, 20's	lb.		303.7	303.4	301.6	1.725
02	Wool						
0221	Wool knitting yarn, 2/20's	lb.	Dec/75	181.5	186.6	186.6	4.025
03	Synthetic		Dec/75	117.3	123.1	126.7	
0331	Textured nylon yarn, 70 denier	lb.	Dec/75	131.9	(3)	(3)	(3)
0332	Nylon filament yarn, 1300 denier	lb.	Dec/75	148.8	148.8	159.3	2.008
0333	Spun nylon yarn 15-18	lb.	Dec/75	127.8	131.3	141.8	1.884
0334 .01	Nylon bcf yarn, 1300 denier	lb.	Dec/76	127.4	133.2	137.1	1.417
0341 .02	Textured polyester yarn, 150 denier	lb.	Dec/75	90.4	97.4	(3)	(3)
0345	Polyester/cotton, 18's	lb.	Dec/75	145.2	145.9	145.9	1.809
0351 .04	Spun acrylic, 6 denier	lb.	Dec/75	146.2	151.6	151.6	2.700
0361 .01	Spun viscose rayon, 1.5 denier	lb.	Dec/75	142.5	144.8	148.4	1.503
0327	Threads		Dec/75	147.9	155.8	155.8	
01	Cotton			257.2	272.9	272.9	
0101	Cotton thread, industrial use	cone	Dec/75	153.3	162.7	162.7	5.346
03	Synthetic		Dec/75	136.0	140.8	140.9	
0322	Polyester thread, industrial use	cone	Dec/75	142.1	149.2	149.2	5.714
0331	Corespun thread, industrial use	cone	Dec/75	140.3	146.0	146.0	6.948
033	Gray fabrics		Dec/75	143.6	145.7	146.1	
0337	Broadweaves		Dec/75	143.4	145.5	146.0	
01	Cotton		Dec/75	152.1	156.8	158.1	
0101 .99	Plain printcloth		Dec/75	157.2	159.5	160.2	
0103 .99	Sheeting		Dec/75	141.7	145.3	152.9	
0105 .99	Osnaburg		Jun/76	133.2	134.3	(3)	
0109 .99	Cotton duck & allied fabrics		Jun/76	153.1	164.8	165.8	
0111 .99	Drill		Dec/75	(3)	(3)	155.2	
0113 .99	Sateen		Dec/75	127.7	126.9	128.1	
0117 .99	Corduroy		Dec/80	99.2	99.0	98.4	
0119 .99	All other gray cotton fabrics		Dec/80	101.9	(3)	109.1	
03	Synthetic		Dec/75	139.5	140.5	140.8	
0354 .01	Polyester/cotton printcloth	yd.	Dec/75	153.2	156.5	155.2	.576

See footnotes at end of table.

Table 6. Continued—Producer prices and price indexes for commodity groupings and individual items

(1967 = 100 unless otherwise indicated)

Commodity code 1/	Commodity	Unit	Other index base	Index			Price
				Jan. 1981 2/	Apr. 1981 2/	May 1981 2/	May 1981
0337	Broadwovens (Cont'd)						
0357 .04	Polyester/rayon printcloth	yd.	Dec/75	159.6	156.0	154.7	\$0.573
04	Other			159.6	158.8	153.2	
0461 .01	Burlap	yd.		(3)	(3)	(3)	(3)
034	Finished fabrics		Dec/75	122.2	124.1	124.7	
0342	Broadwovens		Dec/75	137.8	141.1	141.8	
01	Cotton		Dec/75	155.3	159.6	159.9	
0101 .02	Corduroy	yd.	Dec/75	144.4	145.2	145.2	2.400
0107 .09	Denim, 10 oz.	yd.		360.7	365.5	365.5	
0108 .01	Denim, over 10 oz.	yd.	Dec/75	155.3	156.8	156.8	
0109 .02	Canton flannel	yd.		237.5	(3)	244.9	.877
0221 .03	Wool			181.3	183.1	184.5	
0232 .02	Women's wool/nylon sportswear fabric	yd.	Dec/75	156.7	157.6	159.4	5.755
03	Man's wool outer jacketing	yd.	Jun/76	146.7	148.9	149.4	6.997
0349 .01	Synthetic		Dec/75	119.0	122.3	123.1	
0361 .01	Textured polyester twill	yd.	Dec/75	72.7	75.9	76.6	1.756
	Velvet domestic upholstery fabric	yd.	Jun/76	129.4	132.8	132.8	6.304
0343	Knits		Dec/75	108.5	109.0	108.8	
01	Cotton		Dec/75	150.8	150.5	150.1	
0101 .04	Outerwear jersey	yd.	Dec/75	150.8	150.5	150.1	2.720
03	Synthetic		Dec/75	105.3	105.9	105.8	
0341 .02	Nylon tricot 40 denier	yd.		157.9	163.6	165.7	.532
038	Apparel & other fabricated textile prods		Dec/77	122.0	123.6	124.2	
0381	Apparel			179.9	182.1	182.4	
01	Women's			156.5	158.8	158.9	
0113 .99	Women's unit priced dresses		Dec/77	115.6	117.3	117.4	
0122 .09	Skirts	per unit	Dec/77	110.7	109.3	109.3	
0152 .04	Cut and sewn blouses and shirts	per unit	Dec/77	121.2	119.6	119.6	
0155 .16	Sweaters	per unit		144.9	154.4	154.4	
0163 .08	Untrimmed coats and capes	per unit		149.6	157.6	157.6	
0172 .07	Pantyhose	per unit	Dec/71	95.7	99.8	(3)	
0173 .03	Stockings	per unit	Dec/77	116.6	124.3	124.3	
0174 .12	Brassieres	per unit		187.7	190.4	190.4	
0175 .06	Corsets and girdles	per unit		156.3	162.1	162.1	
0176 .03	Panties	per unit	Dec/77	137.0	138.2	138.2	
0177 .04	Slips	per unit	Dec/77	135.2	135.2	136.3	
0178 .31	Nightgowns and sleepcoats	per unit		139.6	146.1	146.1	
0179 .06	Robes, dressing gowns, etc.	per unit	Dec/77	118.8	116.4	116.4	
0182 .09	Swimsuits	per unit	Dec/77	(3)	(3)	(3)	
0188 .02	Washable service apparel	per unit	Dec/77	137.2	137.2	137.2	
02	Men's			207.2	209.5	210.1	
0205 .99	Reg. wt. business suit-wool blend		Dec/80	100.0	105.0	105.0	
0207 .99	Lt. wt. business suit-wool or wool blend		Dec/80	101.0	(3)	(3)	
0212 .01	Dress trousers	per unit	Dec/77	125.8	125.8	125.8	
0214 .02	Jean-cut casual slacks and jeans	per unit	Dec/77	113.7	115.7	116.6	
0225 .13	Workpants	per unit		220.6	220.5	220.5	
0227 .02	Overalls and work-type jackets	per unit	Dec/77	142.2	142.2	147.2	
0233 .06	Dress and business shirts	per unit	Dec/77	125.1	124.9	124.4	
0239 .05	Knit pullover golf and polo shirts	per unit	Dec/77	(3)	(3)	124.1	
0256 .99	Bus. type sport coats/jackets-all other	per unit	Dec/80	101.1	(3)	101.7	
0263 .01	Light weight outer jacket	per unit	Dec/77	129.1	130.9	135.1	
0272 .01	Socks	per unit	Dec/77	129.2	135.4	135.4	
0274 .08	T-shirt	per unit		224.7	231.2	231.2	
0275 .01	Briefs	per unit	Dec/77	119.8	124.5	124.5	
0278 .14	Pajamas and other nightwear	per unit		233.0	220.5	220.5	
0282 .08	Ties	per unit	Dec/73	121.2	121.2	121.2	
0285 .01	Hats and caps	per unit	Dec/77	132.6	132.6	132.6	
0287 .04	Work gloves and mittens	per unit		286.0	290.4	294.9	
03	Infants' and children's			185.0	185.9	186.5	
0332 .02	Children's sport shirts	per unit	Dec/77	136.2	132.6	132.6	
0334 .04	Children's dresses	per unit	Dec/77	115.6	117.2	117.2	
0343 .99	Boys' suits	per unit	Dec/80	101.3	103.1	103.1	
0364 .02	Infants' and children's knee socks	per unit	Dec/77	126.8	126.8	129.9	
0382	Textile housefurnishings			219.8	226.3	231.1	
01	Bed clothes		Dec/77	125.4	127.3	131.8	
0102 .09	Bedsprads and bedsets	per unit		(3)	226.5	227.0	
0132	Flat sheets, except crib size	per unit	Dec/77	125.0	127.2	139.3	
0133	Fitted sheets, except crib size	per unit	Dec/77	128.0	130.5	133.3	
0152 .02	Pillowcases	per unit	Dec/77	126.1	128.0	128.0	
02	Bath & kitchen products		Dec/77	138.4	141.1	141.1	
0232 .03	Shower and bath curtains	per unit	Dec/69	198.0	198.9	198.9	
04	Window and furniture accessories		Dec/77	116.7	124.5	125.8	
0432 .06	Draperies	per unit	Dec/69	153.8	166.1	166.1	
0383	Fabricated products, n.e.c.		Dec/77	129.9	130.9	131.2	
02	Camping equipment						
0212 .03	Camping tents	per unit	Dec/77	118.0	118.9	118.9	
03	Industrial products		Dec/77	131.4	132.4	132.8	
0322 .06	Cordage, twine and rope	per unit		237.9	244.1	246.9	
0332	Tarpaulins	per unit	Dec/77	141.3	147.9	149.8	
0342 .02	Industrial and institutional towels	per unit	Dec/77	122.2	125.9	125.9	

See footnotes at end of table.

Table 6. Continued—Producer prices and price indexes for commodity groupings and individual items

(1967 = 100 unless otherwise indicated)

Commodity code 1/	Commodity	Unit	Other index base	Index			Price
				Jan. 1981 2/	Apr. 1981 2/	May 1981 2/	May 1981
04	Hides, skins, leather, and related products			258.2	264.9	265.9	
041	Hides and skins			377.5	(3)	(3)	
0411	Cattle hides			376.8	386.4	377.7	
0102 .99	Packer, branded cow			336.8	350.3	345.9	
0111 .99	Packer, native steer, heavy			375.1	401.5	385.8	
0114 .99	Packer, butt brander		Dec/80	(3)	(3)	94.4	
0116 .99	Other cattle hides		Dec/80	94.5	99.2	96.9	
0413	Kipskins			198.6	(3)	(3)	
0101 .01	Packer, Northern, native, 15/25	lb.		180.1	(3)	(3)	
0102 .01	Packer, Northern, native, o/w	lb.		218.5	(3)	(3)	
0414	Goatskins			139.6	(3)	(3)	
0101	Amritsars, India	doz.		75.0	(3)	(3)	
0102	Fernambucos, Brazil	lb.		256.0	(3)	(3)	
0415	Sheep and lambskins			620.7	(3)	(3)	
0101	Lambskins, f. o. b. New York	doz.		698.6	(3)	(3)	
0111	Lambskins, c. i. f. New York	doz.		703.8	(3)	(3)	
042	Leather			332.6	337.8	337.0	
0421	Cattlehide leather			337.9	339.7	338.2	
01	Sole leather			354.2	345.9	347.7	
0101 .01	Light bands	lb.		317.1	317.1	318.5	
0102 .06	Heavy bands	lb.		374.7	363.6	365.4	
02	Upper leather			320.2	323.2	321.2	
0231 .04	Work shoe elk	sq. ft.		349.4	395.9	384.3	
0241 .20	Cattle and kip sides, smooth	sq. ft.		233.8	249.8	249.8	
0251	Cattle and kip sides, retanned	sq. ft.		484.7	474.4	474.4	
0423	Sheep and lamb leather			310.8	359.1	373.3	
0103 .01	Lamb garment leather	sq. ft.	Dec/69	310.8	359.1	373.3	\$1.337
043	Footwear			238.4	241.1	241.1	
0431	Men's footwear			267.7	273.8	273.7	
01	Men's leather upper footwear			267.9	274.3	274.3	
0113 .99	Dress and casual shoes		Dec/80	100.6	103.0	102.7	
0115 .99	Boots		Dec/80	104.4	106.4	107.0	
0117 .99	Work shoes or boots		Dec/80	100.4	103.0	103.4	
0119 .99	Other leather upper footwear		Dec/80	100.8	104.5	104.5	
03	Men's non-leather upper footwear			100.0	100.8	100.8	
0301 .99	Men's non-leather upper footwear		Dec/80	100.0	100.8	100.8	
0432	Women's footwear			221.7	221.7	221.9	
01	Women's leather upper footwear			216.3	214.5	214.5	
0101 .99	Dress shoes		Dec/80	100.4	95.2	95.2	
0103 .99	Casual shoes		Dec/80	100.3	101.0	101.4	
0105 .99	Sandals		Dec/80	(3)	(3)	97.9	
0109 .99	Other leather upper footwear		Dec/80	102.4	103.0	103.3	
03	Women's plastic upper footwear		Dec/80	100.5	102.8	103.0	
0301 .99	Dress shoes		Dec/80	101.2	102.9	103.5	
0303 .99	Casual shoes		Dec/80	100.0	103.4	103.4	
0305 .99	Sandals		Dec/80	100.0	102.2	(3)	
04	Women's other non-leather upper footwear			101.0	101.7	(3)	
0403 .99	Casual footwear		Dec/80	101.0	101.7	(3)	
0433	Children's footwear (size 8 1/2 - 12)			197.6	198.5	198.5	
0141 .99	Children's leather upper footwear		Jun/80	103.9	104.7	104.7	
0143 .99	Children's non-leather upper footwear		Jun/80	102.8	102.8	102.8	
0434	Misses' footwear (size 12 1/2 - 2 1/2)			101.0	101.5	101.5	
0147 .99	Misses' leather upper footwear		Jun/80	100.9	101.7	101.7	
0435	Youths', boys' ftwear. (size 12 1/2-6)			106.3	107.0	107.0	
0153 .99	Youths' and boys' leather upper footwear		Jun/80	106.7	107.8	(3)	
0155 .99	Youths' and boys' non-leather upper footwear		Jun/80	105.1	105.1	105.1	
0436	Infants', babies' ftwear. (size 1-8)			105.6	107.8	107.9	
0159 .99	Infants' and babies' leather upper footwear		Jun/80	103.8	105.1	105.2	
0161 .99	Infants' and babies' non-leather upper footwear		Jun/80	107.3	110.5	110.5	
0437	Athletic footwear			96.0	97.7	97.7	
0165 .99	Athletic footwear designed for sports		Jun/80	103.1	103.7	(3)	
0167 .99	All other athletic footwear		Jun/80	87.1	90.2	90.2	
0438	Other footwear			103.3	103.4	104.6	
0169 .99	Other footwear		Jun/80	103.3	103.4	104.6	
044	Other leather and related products			230.1	243.5	249.3	
0441	Luggage and small leather goods			182.4	196.3	202.6	
0111 .09	Week-end case, women's, nonleather	ea.		208.6	227.8	235.2	39.211
0122 .03	Attache case, non-leather	ea.	Dec/67	182.2	228.8	228.8	21.254
0442	Gloves			323.9	328.4	328.4	
0101 .05	Men's dress leather gloves	doz.		323.9	328.4	328.4	153.236
0443	Industrial leather			348.3	357.4	357.4	
0444	Footwear cut stock			355.6	368.0	373.7	
0101 .03	Cut soles, men's	pr.		430.9	436.8	438.8	2.750

See footnotes at end of table.

Table 6. Continued—Producer prices and price indexes for commodity groupings and individual items

(1967 = 100 unless otherwise indicated)

Commodity code 1/	Commodity	Unit	Other index base	Index			Price
				Jan. 1981 2/	Apr. 1981 2/	May 1981 2/	May 1981
05	Fuels and related products and power			634.6	703.8	706.0	
051	Coal			477.8	486.4	487.7	
0511	Anthracite			508.7	543.9	553.0	
0101 .99	Chestnut			447.3	458.1	471.7	
0103 .99	Buckwheat no. 1			574.8	592.1	617.8	
0104 .99	Buckwheat no. 2		Jun/80	120.0	124.8	129.7	
0106 .99	Buckwheat no. 4		Jun/80	118.1	122.5	122.5	
0107 .99	Buckwheat no. 5		Jun/80	100.8	100.8	107.2	
0109 .99	Stove		Jun/80	109.2	113.2	116.2	
0111 .99	Pea		Jun/80	119.2	125.4	127.7	
0512 ⁴	Bituminous coal			476.0	483.8	484.8	
01	Domestic sizes			587.6	597.3	597.3	
0101 .01	Retail dealers	net ton	Dec/73	278.0	282.6	282.6	
02	Industrial sizes spot			399.5	403.6	405.0	
0209 .13	Steam electric utilities	net ton	Dec/73	123.3	127.2	128.2	
0211 .08	Manufacturing	net ton	Dec/73	252.2	255.3	257.2	
0212 .04	Metallurgical, high volatile	net ton		704.2	704.2	704.2	
0213 .06	Metallurgical, low volatile	net ton		712.7	710.6	710.6	
03	Industrial sizes contract		Jun/76	135.6	138.1	138.3	
0301 .08	Steam electric utility	ton	Jun/76	165.4	170.0	170.3	
0302	Manufacturing	ton	Jun/76	120.2	122.1	123.1	
0303 .01	Metallurgical, high volatile		Jun/76	99.0	98.9	98.9	
052	Coke			430.1	430.6	468.5	
0521							
0102 .02	Birmingham, Alabama	net ton		434.0	439.6	485.2	\$159.750
0103 .01	Milwaukee, Wisconsin	net ton		420.4	420.4	470.8	162.400
0106 .01	Detroit, Michigan	net ton		(3)	(3)	(3)	(3)
0108 .01	Indianapolis, Indiana	net ton		437.7	437.7	484.3	161.000
0109	St. Louis, Missouri	net ton	Dec/71	286.8	286.8	(3)	(3)
0111 .01	Philadelphia, Pennsylvania	net ton	Dec/71	285.8	285.8	315.6	161.500
053	Gas fuels			857.1	884.5	906.0	
0531 ⁵	Natural gas			966.7	999.4	1034.5	
0102 .02	Interstate	mcf	May/77	291.0	300.4	313.8	2.011
0103 .03	Intrastate	mcf	May/77	161.0	169.2	171.7	2.460
0104 .01	Imported	mcf	May/77	240.2	240.0	247.4	4.667
0532	Liquefied petroleum gas			702.5	722.0	721.0	
0104 .02	Propane	gal.	Jun/77	190.5	198.5	199.9	.468
0105 .03	Butane	gal.	Jun/77	258.8	251.1	246.5	.556
0106	Ethane	gal.	Jun/77	175.5	179.8	176.6	.254
054	Electric power			341.4	355.8	360.7	
0542	Commercial power, 40 kw demand			290.0	305.5	306.9	
1101 .02	New England	10,000 kwh	Dec/70	312.1	323.6	325.5	910.560
1204 .01	Mid-Atlantic	10,000 kwh	Dec/70	288.0	345.3	336.5	1089.417
1307 .04	East North Central	10,000 kwh	Dec/70	256.2	260.2	260.0	693.080
1411 .01	West North Central	10,000 kwh	Dec/70	217.2	217.0	218.9	564.711
1514 .01	South Atlantic	10,000 kwh	Dec/70	253.7	257.4	262.2	621.205
1617 .01	East South Central	10,000 kwh	Dec/70	307.4	300.4	320.2	619.145
1721 .01	West South Central	10,000 kwh	Dec/70	240.6	262.7	266.1	566.671
1824 .01	Mountain	10,000 kwh	Dec/70	248.2	238.9	246.3	541.895
1927 .01	Pacific	10,000 kwh	Dec/70	305.4	302.7	306.5	605.791
0543	Industrial power, 500 kw demand			393.3	405.7	414.8	
1101 .02	New England	200000 kwh	Dec/70	438.8	454.6	456.2	13685.707
1204 .01	Mid-Atlantic	200000 kwh	Dec/70	392.8	435.4	454.7	12295.888
1307 .04	East North Central	200000 kwh	Dec/70	303.9	304.3	304.8	9267.061
1411 .01	West North Central	200000 kwh	Dec/70	256.5	255.6	259.7	7325.861
1514 .01	South Atlantic	200000 kwh	Dec/70	352.5	348.8	354.9	8083.228
1617 .01	East South Central	200000 kwh	Dec/70	383.5	377.9	408.5	9455.875
1721 .01	West South Central	200000 kwh	Dec/70	331.3	375.0	372.5	8425.202
1824 .01	Mountain	200000 kwh	Dec/70	313.0	298.7	(3)	(3)
1927 .01	Pacific	200000 kwh	Dec/70	489.8	496.1	500.2	9765.780
0561	Crude petroleum (Domestic production only)			704.4	842.6	840.0	
057	Petroleum products, refined			736.9	839.1	835.4	
0571 ^{5,6}	Gasoline			658.2	752.0	747.6	
02	Regular		Feb/73	607.5	694.6	690.2	
0201 .06	Dealer tank-wagon to retail outlets	gal.	Feb/73	551.5	630.2	625.5	1.106
0202 .07	Sales to jobbers	gal.	Feb/73	695.6	796.3	791.3	1.063
0203 .07	Commercial consumers	gal.	Feb/73	640.8	731.9	729.8	1.099
03	Premium		Feb/73	533.0	606.7	604.5	
0301 .06	Dealer tank-wagon to retail outlets	gal.	Feb/73	494.5	563.6	562.1	1.176
0302 .07	Sales to jobbers	gal.	Feb/73	612.9	702.1	694.0	1.133
0303 .08	Commercial consumers	gal.	Feb/73	646.0	710.6	723.8	1.218
04	Unleaded gasoline		Jun/77	231.7	264.9	263.4	
0401	Dealer tank-wagon to retail outlets	gal.	Jun/77	226.3	257.7	256.5	1.152
0402	Sales to jobbers	gal.	Jun/77	237.3	272.9	271.2	1.110
0403	Commercial consumers	gal.	Jun/77	236.5	269.0	265.3	1.114
0572 ^{5,6}	Light distillates			932.1	1079.6	1083.1	
0201 .07	Kerosene to resellers	gal.	Feb/73	738.9	867.6	863.0	1.097
0301 .07	Commercial jet fuel, kerosene base	gal.	Feb/73	783.6	904.3	909.3	1.066
0573 ^{5,6}	Middle distillates			935.4	1105.2	1091.5	
0201 .07	Fuel oil no. 2 to resellers	gal.	Feb/73	760.2	903.9	889.0	1.029
0301 .08	Diesel to commercial consumers	gal.	Feb/73	743.6	870.2	864.9	1.032

See footnotes at end of table.

Table 6. Continued—Producer prices and price indexes for commodity groupings and individual items

(1967 = 100 unless otherwise indicated)

Commodity code 1/	Commodity	Unit	Other index base	Index			Price
				Jan. 1981 2/	Apr. 1981 2/	May 1981 2/	May 1981
0574 5,6	Residual fuels			1207.9	1315.2	1316.3	
0401	Containing 0.3% or less sulfur		Dec/80	104.4	109.1	112.9	\$1.007
0501	Containing 0.31 to 1.0% sulfur		Dec/80	106.1	117.9	115.4	.757
0601	Containing more than 1% sulfur		Dec/80	101.4	111.5	111.0	.663
0575	Lubricating oil materials			836.5	854.9	881.0	
0111 .04	Bright stock	gal.	Dec/73	493.9	504.6	513.2	
0112 .02	Neutral stock	gal.	Dec/73	447.3	(3)	474.1	
0113 .02	Pale oil	gal.	Dec/74	310.6	(3)	326.4	
0576	Finished lubricants			326.4	340.5	341.8	
01	Automotive oil			326.0	338.8	338.5	
0101 .99	Automotive motor oil, retail			268.7	278.9	278.9	
0102 .99	Other automotive oil, retail		Dec/80	98.8	(3)	100.0	
0103 .99	Automotive motor oil, commercial		Dec/80	100.4	105.6	105.7	
0104 .99	Other automotive oil, commercial		Dec/80	102.8	107.8	107.8	
02	Industrial oil		Dec/80	101.0	105.6	106.7	
0201 .99	Industrial oils	gal.	Dec/73	331.4	(3)	(3)	
0202 .99	Process oil		Dec/80	99.5	101.2	105.3	
0203 .99	Metalworking oil		Dec/80	100.0	(3)	105.1	
03	Lubricating grease		Dec/80	100.1	105.6	106.2	
0301 .99	Petroleum grease	lb.	Dec/73	214.5	(3)	(3)	
0577	Petroleum wax			458.2	475.2	475.2	
06	Chemicals and allied products			274.3	285.8	288.2	
061	Industrial chemicals			344.5	360.8	366.6	
0613 7	Basic inorganic chemicals		Dec/73	270.8	281.8	285.4	
01	Alkalies and chlorine		Dec/73	269.9	293.9	295.7	
0101 .99	Chlorine liquid		Dec/73	(3)	(3)	206.2	
0103 .06	Sodium carbonate (soda ash)	ton	Dec/73	306.6	338.9	323.7	
0104 .99	Sodium hydroxide, liquid (caustic soda)		Dec/73	297.1	340.6	350.2	
0106 .99	Chlorine gas		Dec/80	193.0	100.4	100.6	
02	Other inorganic chemicals		Dec/73	273.0	279.4	283.9	
0203 .04	Aluminum hydroxide (alumina trihydrate)	lb.	Dec/74	195.1	194.9	194.9	
0204 .03	Aluminum oxide (alumina calcined)	ton	Dec/74	201.1	(3)	(3)	
0205 .03	Aluminum sulfate	ton	Dec/73	257.1	267.7	264.9	
0211 .04	Calcium carbide	ton	Dec/74	181.4	182.3	189.0	
0213 .02	Calcium oxide, (lime)	ton	Dec/73	267.9	(3)	278.0	
0214 .04	Calcium phosphate, dibasic	ton	Dec/75	177.0	179.0	182.9	
0221 .04	Hydrochloric acid	ton	Dec/73	202.5	200.3	203.6	
0222 .04	Hydrofluoric acid	ton	Dec/73	239.3	249.8	268.0	
0223 .03	Hydrogen peroxide	lb.	Dec/73	150.2	151.0	149.0	
0241 .04	Nitric acid 42 degrees be	ton	Dec/73	188.5	194.8	209.3	
0262 .04	Sodium chlorate	ton	Dec/73	251.9	263.3	284.8	
0263 .02	Sodium hydrosulfite	lb.	Dec/74	135.4	143.0	139.9	
0264 .04	Sodium metasilicate	lb.	Dec/74	226.1	256.2	256.5	
0265 .02	Sodium silicates	lb.	Dec/73	253.6	293.9	295.3	
0267 .02	Sodium tripolyphosphate	ton	Dec/73	372.1	(3)	393.8	
0281 .04	Sulfuric acid (contact), 66 be	ton	Dec/73	231.1	240.4	242.0	
0614 7	Basic organic chemicals		Dec/73	381.6	400.7	407.7	
01	Primary		Dec/73	543.0	590.6	602.0	
0101 .11	Benzene	gal.	Dec/73	482.8	518.2	521.2	
0109 .05	1,3 Butadiene	lb.	Dec/73	423.2	472.0	484.6	
0121 .04	Ethylene	lb.	Dec/73	688.3	767.0	777.0	
0131 .03	Propylene, chemical	gal.	Dec/73	749.6	793.1	826.8	
0132 .04	Propylene, polymer	gal.	Dec/73	564.5	(3)	657.5	
0141 .06	Toluene	gal.	Dec/73	517.2	543.3	532.1	
02	Intermediate		Dec/73	429.7	456.7	465.2	
0201 .02	Acrylonitrile	lb.	Dec/74	144.7	151.7	154.4	
0212 .01	Cyclohexane	gal.	Dec/73	559.8	611.2	622.9	
0221 .03	Ethylene oxide	lb.	Dec/73	511.0	542.8	555.0	
0231 .06	Formaldehyde	lb.	Dec/73	351.4	372.6	373.4	
0235 .01	Ortho - xylene	lb.	Dec/73	745.3	807.0	849.9	
0236 .01	Para - xylene	lb.	Dec/73	416.2	443.3	468.1	
0241 .06	Phenol, synthetic	lb.	Dec/73	375.7	379.8	(3)	
0246 .03	Phthalic anhydride	lb.	Dec/73	311.2	312.5	322.9	
0251 .08	Styrene, monomer	lb.	Dec/73	509.9	566.0	(3)	
0261 .06	Toluene 2,4 + 2,6 diisocyanate	lb.	Dec/73	272.1	272.5	272.7	
0271	Vinyl acetate, monomer	lb.	Dec/73	348.9	337.4	338.3	
0272 .07	Vinyl chloride, monomer	lb.	Dec/73	395.8	408.4	414.2	
03	Other basic organics		Dec/73	320.4	328.5	333.7	
0301 .03	Acetic acid	lb.	Dec/73	262.4	268.3	(3)	
0302 .05	Acetone	lb.	Dec/73	439.8	455.6	468.8	
0303 .06	Adipic acid	lb.	Dec/73	(3)	(3)	(3)	
0311 .02	n-Butanol (butyl alcohol)	lb.	Dec/73	332.3	354.6	361.9	
0321 .01	Carbon disulfide	lb.	Dec/73	276.9	282.6	289.6	
0324 .03	Carbon tetrachloride	ton	Dec/73	238.8	238.1	242.0	
0328 .05	Chlorodifluoromethane	lb.	Dec/73	215.3	221.6	239.5	
0331 .03	Dichlorodifluoro methane	lb.	Dec/73	205.5	226.7	222.2	
0333 .03	Diethylene glycol	lb.	Dec/73	319.1	332.5	347.9	
0335 .03	Diisodacyl phthalate	lb.	Dec/73	318.6	325.3	332.0	
0341 .04	Ethanol (ethyl alcohol)	gal.	Dec/73	369.2	370.3	370.3	
0343 .01	Ethyl acrylate, monomer	lb.	Dec/75	168.8	172.9	174.3	
0345 .08	Ethylene dichloride	lb.	Dec/73	409.3	395.7	394.2	
0347 .06	Ethylene glycol, polyester	lb.	Dec/73	433.9	(3)	454.9	
0349 .02	Ethylene glycol, technical	lb.	Dec/73	414.4	408.9	417.4	
0356 .01	Isopropanol (isopropyl alcohol)	gal.	Dec/73	364.0	381.5	413.5	
0361 .03	Maleic anhydride	lb.	Dec/74	120.1	124.8	124.8	
0363 .04	Methanol (methyl alcohol)	gal.	Dec/73	457.9	472.5	(3)	
0365 .03	Methylchloroform	lb.	Dec/73	253.0	264.4	274.1	
0366	Methyl ethyl ketone (MEK)	lb.	Dec/73	358.1	377.8	407.8	
0367 .01	Methyl isobutyl ketone (MIBK)	lb.	Dec/73	296.1	315.2	343.6	
0371 .04	Perchloroethylene	lb.	Dec/73	285.2	282.0	274.1	
0381 .04	Trichloroethylene	lb.	Dec/73	290.5	304.4	306.5	

See footnotes at end of table.

Table 6. Continued—Producer prices and price indexes for commodity groupings and individual items

(1987 = 100 unless otherwise indicated)

Commodity code 1/	Commodity	Unit	Other index base	Index			Price
				Jan. 1981 2/	Apr. 1981 2/	May 1981 2/	May 1981
0614	Basic organic chemicals (Cont'd)						
0382 .05	Trichlorofluoro methane	lb.	Dec/73	235.2	254.8	252.7	
062	Paint and paint materials						
0621	Prepared paint			242.9	248.5	250.4	
0101 .02	Paint, inside, latex	gal.		213.3	215.5	217.8	\$9.745
0111 .10	Varnish, floor	gal.		232.7	234.8	237.9	12.149
0121 .07	Enamel	gal.		239.9	249.7	251.6	14.046
0131 .06	Paint, inside, oil	gal.		267.2	279.4	279.4	12.283
0141 .09	Paint, outside	gal.		261.3	266.4	268.1	13.564
0151 .07	Paint, porch and deck	gal.		252.9	260.6	262.7	12.897
0161 .08	Paint, roof and barn	gal.		282.4	290.0	290.0	
0622	Paint materials			284.0	295.2	300.1	
01	Paint resins		Jun/76	142.8	146.5	147.4	
0104	Methyl methacrylate	lb.	Jun/76	142.1	149.1	152.6	
0105	Soya bean oil	lb.	Jun/76	143.5	143.1	140.3	
0112	N-butyl-acrylate	lb.	Jun/76	146.4	150.9	151.9	
0114 .01	Epoxy, unmodified	lb.	Jun/76	148.6	156.0	154.0	
0118 .01	Melamine-formaldehyde resin	lb.	Jun/76	151.9	152.6	155.5	
0136	Linseed oil, alkali refined	lb.		242.8	241.1	242.4	
0139 .03	Tall oil	lb.		111.8	110.6	110.0	
0151	Ethyl acrylate, monomer	lb.	Jun/76	163.4	169.6	171.4	
0171 .01	Phthalic anhydride	lb.		322.5	329.4	337.4	
0181 .01	Pentaerythritol	lb.		254.1	275.3	275.5	
0191 .02	Nitrocellulose	lb.		275.2	286.0	297.0	
0192 .02	Polyvinyl acetate	lb.		188.1	192.5	(3)	
02	Paint pigments		Jun/76	142.4	147.0	150.6	
0202 .01	Calcium carbonate	ton		221.8	221.8	221.8	
0203	Chrome yellow	lb.	Jun/76	181.8	186.0	186.0	
0205	Yellow iron oxide	lb.		329.3	338.2	338.2	
0207	Kaolin clay	ton	Jun/76	137.1	137.1	137.1	
0208	Talc	ton		177.0	185.5	185.5	
0209 .01	Titanium dioxide	lb.		237.2	252.8	254.8	
0211 .03	Zinc oxide	lb.		309.2	308.7	(3)	
0214 .01	Zinc dust	lb.	Jun/76	108.1	113.7	117.9	
0216	Phthalocyanine blue toner	lb.	Jun/76	162.5	166.5	182.1	
03	Paint solvents		Jun/76	209.0	226.1	232.9	
0301	Acetone	lb.		186.7	(3)	188.5	
0302 .01	n-butyl alcohol	lb.	Jun/76	138.8	144.9	149.9	
0303	Isopropyl alcohol	gal.	Jun/76	194.4	210.3	227.6	
0305	Ethyl acetate	lb.	Jun/76	153.9	159.3	174.6	
0307 .01	Methyl ethyl ketone	lb.		295.2	325.7	351.2	
0309	Mineral spirits, rule 66	gal.		540.1	609.7	615.6	
0311 .01	Xylol (mixed xylones)	gal.		544.2	594.6	589.7	
04	Paint additives		Jun/76	147.4	160.2	160.3	
063	Drugs and pharmaceuticals			184.7	190.9	192.3	
0631	Materials			219.8	223.2	223.2	
0101	Phenacetin (acetophenetidin)	lb.		199.9	199.9	199.9	2.200
0103	Aspirin (acetylsalicylic acid)	lb.		258.3	295.0	295.0	1.660
0105	Citric acid	lb.		254.3	254.3	250.9	.740
0109	Salicylic acid	lb.		208.7	247.4	247.4	1.280
0117	Bismuth subnitrate	lb.		216.2	216.2	216.2	10.810
0128 .02	Cellulose gum	lb.		220.7	220.7	220.7	1.490
0131 .01	Codeine sulphate	kilo		245.3	245.3	245.3	930.000
0132 .01	Cortisone acetate	gram		180.6	180.6	180.6	.800
0133	Phenylpropanolamine hydrochloride	lb.		114.9	114.9	114.9	8.850
0142	Isoniazid	kilo		192.0	192.0	192.0	12.000
0144 .02	L-lysine monohydrochloride	lb.		258.8	258.8	258.8	12.200
0145	Menthol	lb.		149.7	149.7	149.7	7.100
0147 .01	Phenobarbital	lb.		344.5	295.4	295.4	19.500
0148	Pentobarbital	lb.		116.7	116.7	116.7	7.000
0149 .01	Potassium iodide	lb.		542.5	551.3	551.3	9.320
0151	Rasarpine	gram		75.0	75.0	75.0	.300
0154 .01	Neomycin sulfate	kilo		109.5	109.5	109.5	75.000
0161	Sulfadiazine	kilo		258.5	258.5	258.5	32.550
0162	Streptomycin sulfate	kilo		146.3	146.3	146.3	47.000
0163	Sulfanilamide	lb.		100.0	100.0	100.0	2.000
0165	Sulfapyridine	kilo		121.4	121.4	121.4	18.750
0167	Sulfathiazole	kilo		281.0	281.0	281.0	17.000
0168	Vitamin A, synthetic, dry	kilo		150.0	150.0	150.0	33.000
0169	Vitamin B1	kilo		270.9	270.9	270.9	39.000
0171	Vitamin B6	kilo		105.0	105.0	105.0	42.000
0172	Vitamin B2	kilo		165.6	165.6	165.6	53.000
0173	Vitamin B12	gram		22.0	22.0	22.0	8.000
0174	Vitamin C	kilo		255.4	257.7	257.7	11.000
0635	Preparations, ethical (prescription)			162.0	169.3	170.1	
01	Anti-infectives			124.8	130.8	133.6	
03	Sedatives and hypnotics			246.4	263.8	263.8	
05	Anti-spasmodics and anti-cholinergics			214.0	227.5	227.5	
06	Cardiovasculars and anti-hypertensives			173.1	179.3	179.5	
07	Diabetics			219.4	240.1	240.1	
08	Hormones			165.7	170.1	170.1	
11	Dermatologicals			164.0	184.9	185.0	
12	Hematinics			192.8	196.1	196.1	
13	Analgesics, internal			183.6	185.7	185.7	
14	Anti-obesity preparations			158.4	160.7	160.7	
15	Cough and cold preparations			222.1	228.4	228.4	
16	Vitamins			156.5	162.4	162.4	
0636	Preparations, proprietary (over counter)			219.2	224.7	229.1	
02	Cough and cold preparations			212.0	223.9	230.9	
03	Laxatives and elimination aids			250.6	265.4	271.4	
04	Analgesics, internal			252.1	249.9	249.9	
06	Analgesics, external			200.6	207.4	207.4	
07	Antiseptics			206.1	209.4	209.4	

See footnotes at end of table.

Table 6. Continued—Producer prices and price indexes for commodity groupings and individual items

(1987 = 100 unless otherwise indicated)

Commodity code 1/	Commodity	Unit	Other index base	Index			Price May 1981
				Jan. 1981 2/	Apr. 1981 2/	May 1981 2/	
0636	Preparations, proprietary (over counter) (Cont'd)						
08	Antacids			210.0	219.7	219.7	
0637	Biological products		Jun/80	101.7	103.0	102.8	
11	Blood & derivatives, human use		Jun/80	99.9	99.9	99.9	
1102 .99	Human blood serums		Jun/80	103.0	103.0	103.0	
1104 .99	Other blood derivatives		Dec/80	100.5	100.5	100.5	
12	Vaccines, toxoids, & antigens		Jun/80	105.5	107.6	106.3	
1213 .99	Antigens		Jun/80	108.6	(3)	106.8	
14	Diagnostics & other biologicals		Jun/80	102.1	104.6	104.3	
1402 .99	Diagnostic substances		Dec/80	100.4	102.7	(3)	
1403 .99	Allergenic products		Jun/80	109.1	110.9	110.9	
15	Biologicals for veterinary use						
1514 .99	Vaccines & viruses, vet. use		Jun/80	99.7	99.8	99.7	
064	Fats and oils, inedible			310.7	312.7	312.1	
0641							
0101	Castor oil	lb.		245.2	234.7	234.7	\$0.450
0111 .01	Coconut oil	lb.		220.7	193.6	207.2	.268
0121	Manhaden oil	lb.		273.6	301.0	301.0	.220
0151 .01	Tallow	lb.		354.2	344.6	344.6	.180
0161 .01	Grease, white, choice	lb.		316.2	316.2	316.2	.180
0171 .01	Grease, yellow	lb.		353.2	370.6	364.8	.158
065	Agricultural chemicals and chemical prod			267.6	277.3	278.6	
0651	Mixed fertilizers			251.6	263.2	265.4	
02	Complete mixed fert., dry form		Jun/80	103.2	108.4	108.8	
0201 .99	Comp. mixed fert., dry, 5-10-15 NPK		Jun/80	108.4	110.0	109.9	
0211 .99	Comp. mixed fert., dry, 6-24-24 NPK		Jun/80	100.6	102.5	102.5	
0221 .99	Comp. mixed fert., dry, 10-10-10 NPK		Jun/80	106.9	110.6	110.9	
0231 .99	Comp. mixed fert., dry, 12-12-12 NPK		Jun/80	(3)	110.8	110.8	
0251 .99	Comp. mixed fert., dry, misc. NPK		Jun/80	102.5	109.1	109.8	
03	Complete mixed fert., liquid form						
0301 .99	Complete mixed fert., liquid form		Jun/80	104.6	105.4	105.4	
04	Incomp. mixed fert.		Jun/80	103.6	107.8	110.2	
0411 .99	Incomp. mixed fert., guar. P205 & K20 only		Jun/80	99.7	104.3	104.3	
0652	Fertilizer materials			235.0	244.9	246.0	
01	Nitrogenates			193.6	218.1	221.0	
0105 .99	Anhydrous ammonia			233.7	276.7	275.9	
0111 .99	Solid & solution nitrate			168.3	184.7	191.6	
0126 .99	Nitrogen solutions			107.1	117.3	116.4	
0136 .99	Urea			225.2	236.6	245.7	
02	Phosphates			288.8	287.7	287.3	
0261 .04	Phosphate rock 68-70 b.p.l.	ton		507.1	509.0	509.0	
0263 .99	Triple superphosphates			329.2	313.3	312.0	
0265 .99	Ammonium phosphates		Dec/74	140.3	140.2	139.9	
0267 .99	Phosphoric acid, 52-54% APA		Dec/76	167.8	166.6	166.3	
03	Potash			264.3	269.2	269.2	
0371 .05	Potassium chloride (muriate) domestic	K20 eq.		277.4	285.8	285.8	
0653	Pesticides			376.1	381.9	381.9	
0128	Pyrethrum flowers	lb.		128.1	128.1	128.1	.730
0131 .01	2, 4, 5-t	lb.		278.0	278.0	278.0	2.500
0132 .01	2, 4 - D	lb.		337.6	337.6	337.6	1.100
0134 .01	Pentachlorophenol	lb.		230.0	230.0	230.0	.460
066	Plastic resins and materials			274.7	285.4	287.9	
0662	Thermoplastic resins		Dec/80	100.2	104.5	105.8	
03	Low density polyethylene resins		Dec/80	100.1	105.2	105.2	
0301 .99	PE resin, low, film and sheeting			251.5	263.0	263.0	
04	High density polyethylene resins						
0401 .99	PE resin, high, blow molding		Dec/75	150.5	157.6	157.6	
05	Polypropylene resins		Dec/80	103.9	111.6	118.5	
06	Styrene plastics materials		Dec/80	99.6	105.4	106.8	
0601 .99	Polystyrene resins, straight			320.6	335.9	338.0	
0602 .99	Polystyrene resins, rubber modified			290.2	295.4	299.2	
0603 .99	Acrylonitrile-butadiene-styrene (ABS)		Dec/75	164.1	178.8	182.7	
07	Vinyl and vinylidene resins		Dec/80	99.1	102.0	102.5	
0702 .99	Copolymer resins excluding dispersion		Dec/75	127.8	131.0	(3)	
09	Other nonengineering thermoplastic resins						
0901 .99	Other nonengineering thermoplastic resins		Dec/80	101.9	102.4	104.2	
0663	Thermosetting resins		Dec/80	101.4	104.0	104.5	
02	Phenolic & tar acid resins		Dec/80	102.4	103.6	104.6	
0202 .99	All other phenolic & tar acid resins		Dec/75	146.6	147.4	149.0	
03	Polyester resins, unsaturated						
0301 .99	Polyester resins, unsaturated		Dec/75	152.5	160.9	160.5	
04	Urea-formaldehyde resins						
0401 .99	Urea-formaldehyde resins		Dec/75	138.9	142.8	142.8	
05	All other thermosetting resins						
0501 .99	All other thermosetting resins		Dec/80	100.0	102.8	103.3	
067	Other chemicals and allied products			244.4	256.4	255.8	
0671	Soap and synthetic detergents			228.4	238.5	238.7	
01	Soaps			239.4	245.8	246.8	
0101 .05	Chips or flakes, laundry	lb.		257.3	260.1	265.5	
0111 .05	Soap, cleansers	lb.		217.8	224.3	224.3	
0151 .03	Toilet	lb.		255.9	262.8	262.8	1.075
02	Synthetic detergents			224.0	235.3	235.3	
0252 .04	Heavy duty, powdered or granulated	lb.		(3)	247.4	247.4	.536
0256 .02	Light duty, powdered or granulated	lb.		(3)	231.7	231.7	.667
0258 .05	Light duty, liquid	lb.		(3)	211.8	211.8	.661
0675	Cosmetics and other toilet preparations			205.5	208.9	207.5	
02	Shaving preparations		Jun/80	101.7	115.5	114.4	

See footnotes at end of table.

Table 6. Continued—Producer prices and price indexes for commodity groupings and individual items

(1967=100 unless otherwise indicated)

Commodity code 1/	Commodity	Unit	Other index base	Index			Price
				Jan. 1981 2/	Apr. 1981 2/	May 1981 2/	May 1981
0675	Cosmetics and other toilet preparations (Cont'd)						
0201 .99	Shaving soap and cream			218.0	(3)	247.7	
0205 .99	Aftershave preparations		Dec/71	154.7	(3)	172.9	
03	Perfume, cologne & toilet water		Jun/80	115.3	112.9	113.0	
0301 .99	Perfume			280.1	258.2	258.3	
0305 .99	Cologne and toilet water			197.7	(3)	(3)	
04	Hair preparations		Jun/80	101.8	104.5	105.0	
0401 .99	Soap shampoo			125.8	128.6	136.9	
0405 .99	Synthetic organic detergent shampoo		Jun/80	103.8	103.8	103.8	
0411 .99	Hair tonics (inc. conditioners)			218.0	217.6	(3)	
0421 .99	Hair dressings		Jun/80	110.5	114.3	(3)	
0425 .99	Hair spray (aerosol)		Dec/71	241.4	261.7	261.7	
0431 .99	Home and commercial permanents			(3)	196.5	202.6	
0441 .99	Hair coloring		Jun/80	100.9	100.9	100.9	
0451 .99	Other hair preparations		Jun/80	100.9	87.5	105.6	
06	Creams		Jun/80	114.5	120.1	111.1	
0601 .99	Cleansing creams			283.4	376.9	260.1	
0602 .99	Foundation creams		Jun/80	106.7	107.3	107.3	
0603 .99	Lubricating creams		Jun/80	127.9	120.7	120.7	
0604 .99	Other creams		Jun/80	106.7	108.1	108.1	
07	Lotions and oils		Jun/80	102.2	108.4	109.1	
0701 .99	Suntan & sunscreen		Jun/80	103.5	103.5	103.7	
0704 .99	Hand lotions			140.2	149.1	150.2	
0705 .99	Other lotions and oils		Jun/80	101.9	104.6	107.0	
08	Cosmetics		Jun/80	118.7	114.5	114.7	
0801 .99	Lip preparations			183.1	(3)	(3)	
0802 .99	Blushes		Jun/80	101.6	104.7	104.7	
0803 .99	Eye preparations		Dec/71	145.4	145.3	145.8	
09	Deodorant		Jun/80	107.6	109.6	105.9	
0901 .99	Aerosol underarm deodorant			(3)	206.8	197.8	
0902 .99	Cream, liquid and roll-on deodorant		Jun/80	103.1	(3)	106.2	
11	Manicure preparations		Jun/80	96.4	96.8	97.3	
1101 .99	Nail lacquer and enamel			145.9	146.9	148.0	
12	Powders		Jun/80	110.6	111.2	111.9	
1202 .99	Face powder			197.5	201.8	202.3	
1203 .99	Wet application powder		Jun/80	103.2	104.7	109.7	
13	Bath oils and salts						
1301 .99	Bath oils and salts		Dec/71	155.5	129.1	129.1	
0679	Misc. chemical prod. and preparations			279.6	299.6	299.0	
01	Essential oils			352.8	351.4	351.4	
0101 .01	Peppermint oil	lb.		245.8	245.8	245.8	\$15.000
0102	Citronella oil	lb.		643.1	643.1	643.1	4.250
0103	Lemon oil	lb.		386.4	386.4	386.4	17.000
0104 .01	Orange oil	lb.		93.6	85.8	85.8	.550
0105	Lemongrass oil	lb.		192.0	192.0	192.0	3.400
0106 .01	Lavender oil	lb.		231.2	231.2	231.2	14.000
02	Explosives			268.6	296.1	291.0	
0225 .99	Other blasting accessories			(3)	273.2	(3)	
0231 .99	ANFO, except slurry			216.6	234.4	239.5	
09	Other miscellaneous chemical products			279.5	300.1	300.1	
0905	Gelatin, edible	lb.		195.6	217.3	217.3	
0908 .02	Glue, animal hide	lb.		277.7	291.6	291.6	.840
0912	Dextrin, canary dark	100 lb.		179.1	179.1	179.1	15.570
0913	Dextrin, white	100 lb.		174.8	174.8	174.8	14.920
0917 .02	Rubber/phenolic resin adhesive	gal.		303.9	318.4	318.4	
07	Rubber and plastic products			224.8	230.9	232.0	
071	Rubber and rubber products			246.2	253.9	255.3	
0711	Crude rubber			279.1	279.1	282.9	
01	Natural rubber			341.8	282.5	282.9	
0101	Latex	lb.		336.0	313.6	(3)	(3)
0102	No. 1 ribbed smoked sheets	lb.		358.2	296.6	291.6	.580
0103	No. 3 ribbed smoked sheets	lb.		357.8	277.0	282.1	.550
02	Synthetic rubber			272.5	284.4	289.2	
0212 .02	Neoprene, GN type	lb.		233.0	258.9	258.9	1.100
0213 .09	Styrene butadiene, hot	lb.		264.9	266.2	273.5	.628
0214 .08	Styrene butadiene, cold	lb.		295.7	305.2	311.5	
0215 .01	Polybutadiene, non-staining	lb.		248.3	259.1	265.8	.658
0217 .04	Nitrile, medium	lb.	Dec/71	182.8	187.8	198.6	.992
0218 .02	Ethylene-propylene, nonstaining	lb.	Dec/71	288.8	305.4	310.6	.890
03	Reclaimed rubber						
0321 .05	Whole tire reclaim	lb.		188.2	192.8	193.1	
0712	Tires and tubes			240.9	250.3	250.8	
01	Tires			239.4	248.5	249.0	
0101 .26	Passenger car, bias ply	ea.		235.6	239.8	241.1	
0102 .09	Passenger car, belted-bias	ea.	Dec/74	169.5	175.0	175.5	64.848
0103 .09	Passenger car, radial	ea.	Dec/74	166.0	172.1	172.4	67.140
0105 .15	Truck tire	ea.		256.2	269.5	269.5	
0111 .10	Tractor	ea.		257.0	270.8	270.8	
02	Tubes			270.6	288.5	288.5	
0221 .10	Passenger car	ea.		277.4	302.9	302.9	
0223 .09	Truck and bus	ea.		268.5	281.4	281.4	
0713	Miscellaneous rubber products			238.6	246.8	248.6	
01	Footwear			217.7	219.2	219.2	
0107 .99	Protective footwear		Dec/80	100.7	103.7	103.6	
0135 .99	Men's footwear, fabric upper		Dec/80	100.0	100.0	100.0	
0137 .99	Women's/misses' footwear, fabric upper		Dec/80	100.4	100.4	100.5	
0139 .99	Other footwear, fabric upper		Dec/80	100.4	100.4	101.3	
02	Rubber heels and soles			292.6	283.5	283.5	
0241 .03	Soling slabs	slab		308.8	290.8	290.8	8.250
0249 .08	Rubber soles, taps, men's	doz. pr.	Dec/75	162.6	163.7	163.7	
0251 .09	Rubber soles, full, men's	100 pr.		283.6	275.9	275.9	137.642
03	Rubber belts and belting			270.9	286.4	288.2	

See footnotes at end of table.

Table 6. Continued—Producer prices and price indexes for commodity groupings and individual items

(1967 = 100 unless otherwise indicated)

Commodity code 1/	Commodity	Unit	Other index base	Index			Price
				Jan. 1981 2/	Apr. 1981 2/	May 1981 2/	May 1981
0713	Miscellaneous rubber products	(Cont'd)					
0361 .08	Belting, conveyor	ft.		299.3	315.9	315.9	\$8.735
0362 .05	Belting, transmission, flat	ft.		285.8	294.3	294.3	3.313
0364 .05	Belt, motor fan	ea.		267.8	279.5	286.9	
0366 .04	Transmission V-belt f.h.p.	ea.		231.4	248.6	(3)	(3)
0368 .05	Belt, multiple V-belt	ea.		248.4	267.0	(3)	(3)
04	Other miscellaneous rubber products			237.5	247.3	249.5	
0471 .09	Tread rubber, natural	lb.		209.6	(3)	(3)	
0472 .09	Tread rubber, synthetic	lb.		224.5	237.3	244.1	
0474 .06	Rubber cement	5 gal. can		255.9	283.5	287.6	22.209
0476 .09	Steam hose	100 ft.		260.2	259.2	(3)	(3)
0477 .09	Air hose, 3/4 in. i.d.	100 ft.		324.0	334.0	334.0	84.316
0478 .12	Water hose, 1 1/2 in. i.d.	100 ft.		342.5	350.0	350.0	
0479 .11	Water suction hose, 3 in. i.d.	ft.		250.8	245.1	(3)	(3)
0495 .04	Rubber gloves, industrial	doz. pr.	Dec/72	169.1	170.4	(3)	
05	Rubber roll covering		Jun/79	116.8	120.6	122.3	
0501	Graphic arts roll covering	ea.	Jun/79	117.4	119.3	121.3	
0502	Paper mill roll covering	ea.	Jun/79	116.0	121.3	123.3	
0503 .02	Steel mill roll covering	ea.	Jun/79	114.5	118.0	119.5	
0504	Industrial roll covering	ea.	Jun/79	117.6	121.6	123.1	
072	Plastic products		Jun/78	125.0	127.8	128.3	
0721	Plastic construction products		Dec/69	153.5	155.0	155.1	
0601 .02	Pipes and fittings	unit	Jun/78	110.3	109.8	110.3	
0722	Unsupported plastic film & sheeting		Dec/70	194.7	207.4	207.4	
01	PVC		Dec/70	209.1	214.3	214.3	
0117 .01	PVC and PVC copolymer	unit	Jun/78	118.8	121.8	121.8	
04	Other		Jun/78	120.5	130.7	130.7	
0401 .02	Other	unit	Jun/78	120.5	130.7	130.7	
0723	Laminated plastic sheets		Dec/70	187.9	183.1	186.9	
0301 .01	Laminated plastic sheets	unit	Jun/78	129.5	126.2	128.8	
0724	Foamed plastic products		Jun/78	136.9	133.3	132.8	
0725	Plastic packaging and shipping products		Jun/78	126.8	129.5	131.3	
0101 .04	Bottles	unit	Jun/78	121.4	121.8	126.9	
0102 .03	Foamed protective pads and shapes	unit	Jun/78	124.1	126.0	126.0	
0103 .02	Caps and closures	unit	Jun/78	140.1	144.2	144.2	
0104 .02	Boxes, cases and trays	unit	Jun/78	124.8	144.6	144.6	
0105 .05	Other plastic and packaging products	unit	Jun/78	123.4	119.0	119.0	
0726	Plastic parts and components for mfg.		Jun/78	128.9	130.3	130.6	
01	Parts for transportation equip.		Jun/78	121.8	123.8	124.1	
0101 .10	Motor vehicle parts, including foamed	unit	Jun/78	123.2	125.0	125.0	
0102 .01	Other	unit	Jun/78	(3)	(3)	(3)	
02	Other parts and components for mfg.		Jun/78	133.7	134.9	135.2	
0201 .04	Parts for office and computing machines	unit	Jun/78	127.5	130.4	(3)	
0202 .13	Electrical parts	unit	Jun/78	140.3	143.2	143.2	
0203 .08	Other	unit	Jun/78	131.9	(3)	132.8	
0727	Disposable plastic dinner and tableware		Jun/78	132.5	136.5	136.5	
0101 .01	Cups, including foam	unit	Jun/78	119.9	126.6	126.6	
0728	Consumer and commercial plastics, n.e.c.		Jun/78	122.5	127.2	127.4	
0101 .01	Flower pots and plant containers	unit	Jun/78	115.8	115.8	115.8	
0102 .10	Other, not elsewhere classified	unit	Jun/78	122.8	127.7	127.9	
08	Lumber and wood products			296.5	298.1	297.8	
081	Lumber			331.3	331.3	334.9	
0811	Softwood lumber			352.9	352.5	356.4	
01	Douglas fir, dressed			347.2	333.7	328.7	
0125 .99	Boards under 2" thick	Dec/80		98.8	94.1	91.6	
0126 .99	2" lumber	Dec/80		97.8	94.4	93.5	
0127 .99	Timbers & lumber over 2" thick	Dec/80		100.1	95.9	93.9	
02	Southern pine, dressed			291.9	299.0	307.0	
0245 .99	Boards under 2" thick	Dec/80		100.2	100.2	101.9	
0246 .99	2" lumber	Dec/80		98.9	103.2	106.8	
0247 .99	Timbers & lumber over 2" thick	Dec/80		(3)	98.0	98.0	
03	Other softwood, dressed			381.0	384.0	392.9	
0301 .99	Boards, ponderosa pine	Dec/80		101.4	96.2	95.9	
0303 .99	Boards, western red cedar	Dec/80		100.4	100.4	100.1	
0308 .99	Boards, misc. western species	Dec/80		98.2	98.5	105.5	
0309 .99	Boards, misc. eastern species	Dec/80		99.5	102.1	103.4	
0312 .99	2" lumber, ponderosa pine	Dec/80		102.9	107.8	111.2	
0314 .99	2" lumber, white fir	Dec/80		98.5	102.2	100.7	
0315 .99	2" lumber, western hemlock	Dec/80		93.8	95.4	95.6	
0316 .99	2" lumber, redwood	Dec/80		101.7	110.6	(3)	
0318 .99	2" lumber, lodgepole pine	Dec/80		98.5	100.5	102.5	
0319 .99	2" lumber, misc. western species	Dec/80		98.4	98.9	99.8	
0322 .99	Over 2" lumber, misc. western species	Dec/80		100.0	100.0	100.0	
04	Rough softwood lumber			99.6	100.3	99.7	
0401 .99	Boards, eastern species	Dec/80		100.0	100.1	100.1	
0402 .99	Boards, western species	Dec/80		99.7	94.4	89.4	
0403 .99	2" lumber, eastern species	Dec/80		98.6	99.1	100.1	
0404 .99	2" lumber, western species	Dec/80		99.3	101.8	100.9	
0405 .99	Over 2" lumber, eastern species	Dec/80		99.9	101.0	(3)	
0406 .99	Over 2" lumber, western species	Dec/80		100.8	106.4	109.8	
05	Flooring, siding, and cut stock			99.8	94.8	96.0	
0502 .99	Woodsiding	Dec/80		99.3	100.5	101.5	
0812	Hardwood lumber			250.0	251.4	253.9	
01	Hardwood lumber, rough	Dec/80		100.5	101.0	102.0	
0107 .99	Oak	Dec/80		100.7	101.4	103.3	

See footnotes at end of table.

Table 6. Continued—Producer prices and price indexes for commodity groupings and individual items

(1967 = 100 unless otherwise indicated)

Commodity code 1/	Commodity	Unit	Other index base	Index			Price
				Jan. 1981 2/	Apr. 1981 2/	May 1981 2/	May 1981
0812	Hardwood lumber (Cont'd)						
0109 .99	Gum		Dec/80	100.1	101.2	102.3	
0133 .99	Poplar		Dec/80	100.5	101.1	100.2	
0191 .99	Ash			334.5	393.0	(3)	
0197 .99	Other miscellaneous species		Dec/80	99.7	99.6	99.9	
02	Dressed hardwood lumber		Dec/80	99.8	101.1	101.3	
0202 .99	Other misc. hardwood species		Dec/80	99.7	99.6	99.9	
03	Hardwood dimension		Dec/80	100.8	101.3	102.5	
0301	Dimension stock, rough or unfinished	unit	Dec/67	224.2	224.2	(3)	
0302	Dimension stock, fully machined	unit	Dec/67	246.1	246.1	251.7	
0303	Dimension stock, partially machined	unit	Dec/67	259.7	265.3	265.3	
082	Millwork			273.6	276.5	274.8	
0821	General millwork			283.6	287.3	284.8	
0101 .07	Cabinet,kitchen	ea.		193.9	201.4	201.4	664.356
0111 .06	Door, Doug. fir, ext. selected grade	ea.		379.5	384.0	393.6	66.166
0131 .15	Door,Ponderosa pine,exterior	ea.		450.6	464.1	464.1	74.558
0141 .11	Door, interior	ea.		463.6	477.1	464.1	53.089
0147 .04	Door, flush type, premium grade	ea.		258.3	258.9	258.9	
0172 .11	Window unit,Ponderosa pine	ea.		284.0	307.8	307.8	
0182 .05	Moulding, Ponderosa pine	100 ft.		425.4	399.3	381.4	16.897
0822	Prefabricated structural members			236.0	237.2	237.2	
083	Plywood			251.1	254.4	248.4	
0831	Softwood			325.3	322.5	314.9	
01	Western			326.4	327.7	320.1	
0111 .99	Cdx		Dec/80	92.5	90.4	86.0	
0112 .99	Other unsanded		Dec/80	96.4	95.1	98.2	
0115 .99	A-C, exterior		Dec/80	94.2	98.1	91.5	
0116 .99	Other sanded		Dec/80	96.5	96.7	94.0	
02	Southern		Dec/68	165.6	159.1	155.1	
0201 .99	Cdx		Dec/80	96.0	(3)	89.0	
0203 .99	Other unsanded		Dec/80	92.6	90.0	86.0	
03	Specialty softwood plywood						
0301 .99	Specialty softwood plywood		Dec/80	99.0	98.6	97.2	
0832	Hardwood			172.9	176.2	176.8	
0102 .08	Birch,Standard panel	m sq. ft.		165.6	169.5	170.1	
0833	Softwood plywood veneer		Dec/71	230.0	255.1	227.2	
0111 .99	Softwood plywood veneer		Dec/80	91.6	101.6	90.5	
084	Other wood products			238.5	238.2	238.1	
0841	Pallets						
0111 .03	Wooden pallets	ea.		192.0	190.8	190.7	
0842	Boxes			255.1	258.5	258.5	
0122 .06	Wirebound, fruit and vegetable	100	Dec/67	262.2	268.9	268.9	
0123 .06	Wirebound, industrial	ea.	Dec/67	302.1	307.5	307.5	
0849	Other sawmill & planing mill products		Dec/80	100.7	99.8	99.8	
0101 .99	Wood chips		Dec/80	100.2	98.1	98.1	
0102 .99	Railway and mine ties		Dec/80	100.0	(3)	98.1	
0103 .99	Misc. sawmill products		Dec/80	104.8	113.2	113.2	
09	Pulp, paper, and allied products			264.4	270.6	271.6	
091	Pulp, paper, and products, ex. bldg. pap			260.9	269.1	270.4	
0911	Woodpulp			390.2	396.6	396.6	
02	Paper-making woodpulp		Dec/73	269.2	273.0	273.0	
0211 .06	Bleached sulphate, softwood	ton		386.2	408.3	408.2	487.537
0212 .04	Bleached sulphate, hardwood	ton	Dec/73	243.8	243.2	243.2	428.695
0221 .04	Bleached sulphite	ton		429.2	429.2	429.2	
03	Dissolving pulp		Dec/73	239.3	245.2	245.2	
0912	Wastepaper			191.5	184.2	182.7	
01	No. 1 news						
0102	No. 1 news,avg. of 5 markets	ton		125.5	103.4	94.3	20.800
02	No. 1 mixed						
0205	No. 1 mixed,avg. of 5 markets	ton		212.6	197.1	187.8	12.100
03	Old corrugated boxes						
0311	Old corrugated boxes,avg. of 5 markets	ton		145.2	138.8	145.2	22.800
04	.009 semi-chemical kraft clippings						
0415 .01	Semi-chemical kraft clippings	ton		296.3	330.1	327.7	84.688
05	.009 mixed kraft clippings						
0521 .01	Mixed kraft clippings	ton		336.2	377.3	374.3	79.688
06	White news blanks						
0625 .01	White news blanks,avg. of 4 markets	ton		220.4	213.3	213.3	112.500
0913	Paper			271.7	275.5	276.1	
01	Paper,except newsprint			261.8	266.7	267.6	
0113 .07	Coated printing paper, no. 3	100 lbs.	Dec/73	183.5	191.9	194.0	48.376
0115 .03	Coated printing paper, no. 5	100 lb.	Dec/73	230.7	235.7	235.6	34.110
0122 .05	Book paper, no. 3 uncoated offset	100 lb.		252.0	252.0	252.0	39.315
0131 .10	Unwatermarked bond, no. 4	100 lb.		214.2	215.7	215.6	40.174
0132 .06	Watermarked bond, no. 1	100 lb.	Dec/73	157.3	159.1	158.5	41.677
0133 .02	Form bond, 12 lb.	100 lb.	Dec/73	221.3	220.3	223.9	38.907
0134 .03	Form bond, 15 lbs.	100 lbs.	Dec/75	151.2	152.6	152.0	34.549
0141 .05	Bond, 25 pct. cotton fiber content	100 lb.		237.9	244.6	244.6	77.175
0147 .08	Uncoated index bristol	100 lb.	Dec/73	202.8	204.5	208.6	
0153 .02	Shipping sack, unbleached kraft	ton	Dec/73	203.2	221.2	224.5	406.890
0155 .01	Standard converting, unbleached kraft	ton	Dec/73	199.4	210.5	206.0	389.813
0157	Grocery sack, unbleached kraft	ton	Dec/73	220.7	225.4	226.7	

See footnotes at end of table.

Table 6. Continued—Producer prices and price indexes for commodity groupings and individual items

(1967 = 100 unless otherwise indicated)

Commodity code 1/	Commodity	Unit	Other index base	Index			Price
				Jan. 1981 2/	Apr. 1981 2/	May 1981 2/	May 1981
0913	Paper (Cont'd)						
02	Newsprint						
0291 .03	Standard newsprint	ton		301.9	301.9	301.9	
0914	Paperboard			250.2	257.8	262.3	
01	Container board			246.7	249.1	255.2	
0101 .05	Liner, 42 lb. kraft	m. sq. ft.		246.9	248.7	254.4	\$6.441
0111 .05	Corrugating medium, semi-chemical	m. sq. ft.		244.8	250.1	259.2	3.803
02	Folding boxboard			241.5	247.2	248.9	
0225 .03	White-clay coated, 80 bright	ton	Dec/74	149.8	153.6	155.9	411.667
03	Set-up boxboard			290.8	290.8	290.8	
0332 .05	Chipboard	ton		289.0	289.0	289.0	
04	Cor. paperboard in sheets & rolls						
0441 .01	Bleached board, folding carton	100 lbs.	Dec/74	170.1	186.8	185.9	31.225
0442 .02	Uncoated cup stock	100 lbs.	Dec/74	168.0	176.2	176.2	28.444
0448 .01	Tube, can and drum stock	ton	Dec/74	139.5	139.5	145.6	298.208
05	Cor. paperboard in sheets & rolls						
0551 .99	Cor. paperboard in sheets & rolls		Jun/80	100.7	110.9	112.5	
0915	Converted paper and paperboard products			246.9	257.4	258.6	
01	Sanitary papers and health products			342.4	347.9	349.2	
0101 .09	Toilet tissue	case		355.6	344.8	344.8	23.948
0105 .08	Towels	case		346.8	367.3	367.3	
0107 .08	Napkins, industrial	1000		342.8	385.6	(3)	(3)
03	Paper boxes and containers			230.9	241.8	242.9	
0321 .04	Shirt box	1000		257.2	261.6	261.6	
0323 .99	Cor. shp. cont. for food & beverages			234.4	246.6	246.8	
0327 .03	Ice cream carton	1000		250.9	244.1	244.1	
0329 .03	Milk carton, 1/2 gallon	1000		228.7	239.3	239.3	
0333 .03	Paper cups, hot	1000		207.6	207.6	207.6	
0337 .01	Fiber drums	100		282.8	297.9	305.5	
0341 .99	Cor. shp. cont. for paper & allied		Jun/80	100.1	104.0	(3)	
0342 .99	Cor. shp. cont. for glass, clay, stone		Jun/80	101.3	107.0	108.6	
0343 .99	Cor. shp. cont. for metal products ex. elec.		Jun/80	100.9	106.2	107.5	
0344 .99	Cor. shp. cont. for electrical products		Jun/80	98.4	102.6	104.1	
0345 .99	Cor. shp. cont. for all other end uses		Jun/80	102.7	108.6	108.8	
04	Packaging accessories			250.8	264.6	268.3	
0431 .05	Gummed sealing tape	carton		252.3	257.9	263.5	15.457
0441 .99	Cor. & solid fiber pallets, pads, & part.		Jun/80	98.9	107.1	107.9	
06	Office supplies and accessories			202.1	213.5	213.5	
0645	File folders	1000		226.4	235.6	235.6	
0649 .02	Adding machine rolls	case		267.0	291.9	291.9	
07	Composite cans			267.3	267.3	267.3	
0751 .08	Motor oil can	1000		271.4	271.4	271.4	
092	Building paper and board			219.7	231.9	236.9	
0921	Insulation board			230.7	242.4	246.7	
0103 .05	1/2 inch	m sq. ft.		233.7	252.2	256.0	84.959
0922	Hardboard and particleboard			201.4	212.7	217.6	
0101 .04	Hardboard, type 11, 1/8 inch	m sq. ft.		204.4	211.0	217.8	130.719
0121 .12	Particleboard, corestock	m sq. ft.		160.1	171.0	174.3	
0122 .14	Particleboard, floor underlayment	m sq. ft.	Dec/68	109.7	134.9	137.9	
093	Publications, printed matter & printing		Dec/80	104.7	106.1	106.5	
0931	Newspaper publishing		Dec/80	105.8	107.6	108.1	
01	Circulation		Dec/80	102.7	103.9	104.6	
0111 .99	Subscriptions, through intermediary		Dec/80	102.5	104.0	104.6	
0112 .99	Subscriptions, direct to reader		Dec/80	104.8	104.8	(3)	
0121 .99	Single-copy sales, through intermediary		Dec/80	100.8	102.7	105.1	
0122 .99	Single-copy sales, direct to reader		Dec/80	103.9	(3)	103.9	
02	Advertising		Dec/80	106.9	108.8	109.3	
0211 .99	Classified advertising		Dec/80	114.7	115.2	115.5	
0221 .99	Commercial advertising, national		Dec/80	104.1	104.0	105.2	
0222 .99	Commercial advertising, other		Dec/80	104.3	107.0	107.4	
0932	Periodical publishing		Dec/80	102.9	103.8	104.3	
01	Circulation		Dec/80	100.2	102.6	103.1	
0111 .99	General farm periodicals		Dec/80	108.6	108.6	108.6	
0121 .99	Industrial periodicals		Dec/80	100.8	103.7	103.7	
0123 .99	Professional periodicals		Dec/80	101.8	101.8	101.8	
0131 .99	Women's periodicals subscriptions		Dec/80	102.1	102.1	102.1	
0132 .99	Women's periodicals, single-copy sales		Dec/80	101.1	102.4	(3)	
0133 .99	General interest periodicals, subscriptions		Dec/80	100.7	(3)	(3)	
0134 .99	General interest periodicals, single-copy sales		Dec/80	96.1	104.7	(3)	
0135 .99	General news periodicals, subscriptions		Dec/80	100.0	103.2	(3)	
0141 .99	Religious periodicals		Dec/80	101.4	103.9	103.9	
02	Advertising		Dec/80	105.0	104.7	105.3	
0211 .99	General farm periodicals		Dec/80	103.0	106.2	106.1	
0221 .99	Industrial periodicals		Dec/80	100.9	(3)	(3)	
0222 .99	Merchandising periodicals		Dec/80	105.4	106.0	(3)	
0223 .99	Professional periodicals		Dec/80	100.5	(3)	(3)	
0231 .99	Women's periodicals		Dec/80	108.7	107.3	(3)	
0233 .99	General interest periodicals		Dec/80	107.9	102.5	(3)	
0235 .99	General news periodicals		Dec/80	105.2	105.2	(3)	
0241 .99	Religious periodicals		Dec/80	100.0	100.0	107.3	
0243 .99	Other periodicals, n.e.c.		Dec/80	99.8	98.6	98.6	
0933	Book publishing		Dec/80	103.8	104.7	104.9	
01	Textbooks		Dec/80	102.1	103.8	103.9	
0111 .99	Elementary, hardbound		Dec/80	103.7	104.9	(3)	
0112 .99	Elementary, paperbound		Dec/80	102.8	102.8	(3)	
0113 .99	High school, hardbound		Dec/80	101.1	102.1	(3)	
0115 .99	College, hardbound		Dec/80	100.1	102.1	102.5	
0116 .99	College, paperbound		Dec/80	109.6	109.6	109.6	
0117 .99	Workbooks		Dec/80	103.2	107.9	108.8	
02	Technical, scientific & professional books		Dec/80	100.9	103.9	104.0	
0213 .99	Medical books, hardbound		Dec/80	102.3	104.2	104.5	

See footnotes at end of table.

Table 6. Continued—Producer prices and price indexes for commodity groupings and individual items

(1967=100 unless otherwise indicated)

Commodity code 1/	Commodity	Unit	Other index base	Index			Price
				Jan. 1981 2/	Apr. 1981 2/	May 1981 2/	May 1981
0933	Book publishing (Cont'd)						
0214 .99	Medical books, paperbound		Dec/80	100.0	105.9	105.9	
0215 .99	Business books, hardbound		Dec/80	100.0	100.0	100.0	
0217 .99	Other, hardbound		Dec/80	101.4	112.1	112.1	
03	Religious books		Dec/80	103.1	105.3	105.3	
0315 .99	Other, paperbound		Dec/80	102.7	(3)	(3)	
04	General books		Dec/80	105.5	105.3	105.5	
0412 .99	Adult trade, paperbound		Dec/80	101.0	105.5	101.2	
0414 .99	Mass market paperbacks		Dec/80	99.1	98.3	98.5	
0415 .99	Juvenile books		Dec/80	100.0	(3)	(3)	
05	General reference books		Dec/80	107.0	107.0	107.0	
0514 .99	Other, including atlases		Dec/80	(3)	100.0	100.0	
10	Metals and metal products			294.0	298.7	299.2	
101	Iron and steel			323.0	330.9	330.6	
1011	Iron ore			248.2	269.8	269.8	
0106	Mesabi, regular-unscreened	gr. ton		270.2	270.2	270.2	\$28.500
0117	Pellets	iron unit	Dec/69	292.3	319.5	319.5	.805
1012	Iron and steel scrap			348.3	362.5	348.3	
01	No. 1 heavy melting			369.6	389.1	368.7	96.127
0101 .01	Pittsburgh	gr. ton		383.9	415.4	391.3	105.500
0102 .01	Chicago	gr. ton		340.7	387.3	351.4	98.000
0103 .01	Philadelphia	gr. ton		360.2	351.2	333.3	93.000
0104	Detroit	gr. ton	Jun/77	184.0	194.0	194.0	97.000
0105 .01	Birmingham	gr. ton		401.8	412.2	395.7	96.000
0106	Houston	gr. ton	Jun/77	160.3	169.5	160.3	105.000
0107 .01	Los Angeles	gr. ton		273.8	249.2	246.1	80.000
02	No. 2 heavy melting			387.3	405.5	379.5	87.667
0211 .01	Pittsburgh	gr. ton		365.9	387.8	363.9	91.500
0212 .01	Chicago	gr. ton		372.1	426.4	384.6	92.000
0213 .01	Philadelphia	gr. ton		412.6	393.1	375.8	87.000
0215 .02	Birmingham	gr. ton		441.2	436.4	421.9	87.500
0216	Houston	gr. ton	Jun/77	159.3	169.1	159.3	98.000
0217 .01	Los Angeles	gr. ton		301.6	271.1	267.3	70.000
03	No. 2 bundles			375.1	382.6	367.4	68.764
0321 .01	Pittsburgh	gr. ton		313.2	346.7	333.3	74.500
0322 .01	Chicago	gr. ton		402.5	439.9	394.5	74.000
0323 .01	Philadelphia	gr. ton		362.2	344.6	329.5	65.500
0324	Detroit	gr. ton	Jun/77	191.3	176.8	176.8	61.000
0325 .01	Birmingham	gr. ton		437.5	486.1	492.6	76.000
0326	Houston	gr. ton	Jun/77	161.6	161.6	161.6	80.000
0327 .02	Los Angeles	gr. ton		323.8	236.0	236.0	43.000
04	Melting, r.r. no. 1			343.6	376.8	354.5	100.104
0431 .01	Pittsburgh	gr. ton		308.3	350.1	326.9	105.500
0432 .01	Chicago	gr. ton		346.0	391.4	356.5	102.000
0435 .01	Birmingham	gr. ton		396.4	398.5	392.4	97.500
0436	Houston	gr. ton	Jun/77	146.6	146.6	146.6	96.000
05	No. 1 cupola cast iron			286.0	278.2	273.2	95.637
0541	Pittsburgh	gr. ton	Jun/77	140.8	149.3	142.3	101.000
0543	Philadelphia	gr. ton	Jun/77	167.2	145.9	145.9	89.000
0544	Detroit	gr. ton	Jun/77	109.7	98.3	98.3	86.000
0545	Birmingham	gr. ton	Jun/77	125.3	121.0	121.0	98.000
0546	Houston	gr. ton	Jun/77	130.4	130.4	130.4	105.000
0547	Los Angeles	gr. ton	Jun/77	163.7	161.0	161.0	117.500
06	No. 1 bundles			379.6	405.9	386.0	105.600
0651 .01	Pittsburgh	gr. ton		369.6	408.8	379.4	116.000
0652 .01	Chicago	gr. ton		365.4	427.4	386.0	112.000
0653 .01	Philadelphia	gr. ton		355.4	370.0	363.5	112.000
0654	Detroit	gr. ton	Jun/77	193.0	200.0	200.0	114.000
0655 .01	Birmingham	gr. ton		407.6	418.0	401.3	96.000
0656	Houston	gr. ton	Jun/77	158.8	158.8	160.3	105.000
0657 .01	Los Angeles	gr. ton		306.3	278.8	275.3	80.000
07	Stainless bundles			270.4	283.2	283.6	706.777
0761 .01	Pittsburgh	gr. ton		251.0	279.5	280.4	737.500
0762 .01	Chicago	gr. ton		274.5	272.6	272.6	700.000
0764	Detroit	gr. ton	Jun/77	148.4	152.1	152.1	722.500
1013	Steel mill products			322.6	331.8	332.0	
01	Semifinished steel mill products			348.5	349.9	348.7	
0101 .06	Billets, merchant quality, carbon	ton		372.0	372.3	372.3	374.139
0102 .01	Billets, forging, carbon	net ton		368.1	368.3	368.3	450.452
0103 .01	Billets, alloy	net ton		334.0	334.2	334.2	649.079
0111 .02	Wire rods, carbon	100 lb.		349.5	349.5	349.5	20.414
0113	Wire rods, stainless	lb.	Dec/77	126.3	126.3	126.3	1.149
02	Finished steel mill products			320.9	330.6	330.9	
0238 .01	Plates, A572, grade 50	100 lb.	Dec/68	332.0	355.6	355.6	26.215
0239 .03	Structural shapes, wide flange	100 lbs.	Dec/69	314.1	337.8	339.0	23.844
0241	Rails, standard, carbon	100 lb.		370.0	398.8	398.8	24.227
0242	Tie plates, low or high carbon	100 lb.		338.8	362.5	362.5	26.671
0243 .01	Axles, carbon	ea.		309.6	309.6	309.6	385.899
0244 .07	Wheels, carbon	ea.		321.9	(3)	(3)	
0245 .03	Plates, carbon, A-285	100 lb.		340.7	362.4	366.7	24.687
0246 .02	Plates, carbon, A-36	100 lb.		359.9	388.6	388.6	23.745
0247 .03	Plates, stainless	lb.		238.3	243.8	255.5	1.211
0248 .01	Structural shapes	100 lb.		343.8	371.0	371.0	24.009
0249	Bars, tool steel, alloy, die	lb.		305.1	309.1	309.1	2.015
0251 .01	Bars, tool steel, c. f., alloy	lb.		353.4	356.3	354.3	5.389
0252	Bars, h. r., alloy	100 lb.		267.8	342.0	342.0	39.874
0253 .02	Bars, hot rolled, stainless, type 304	100 lb.		352.6	352.8	352.8	24.962
0254 .01	Bars, h. r., carbon, special	100 lb.		274.7	279.0	278.5	15.737
0255 .08	Bars, reinforcing	100 lb.		313.0	313.0	313.0	35.263
0256	Bars, c. f., carbon	100 lb.		343.8	343.9	343.9	52.188
0257	Bars, c. f., alloy	100 lb.		269.8	288.2	288.2	1.865
0258 .01	Bars, c. g. stainless, type 303	lb		304.5	313.6	313.6	21.308
0259 .04	Sheets, h. r., carbon, coil	100 lb.					

See footnotes at end of table.

Table 6. Producer prices and price indexes for commodity groupings and individual items

(1987 = 100 unless otherwise indicated)

Commodity code 1/	Commodity	Unit	Other index base	Index			Price
				Jan. 1981 2/	Apr. 1981 2/	May 1981 2/	May 1981
1013	Steel mill products (Cont'd)						
0261 .04	Sheets, h. r., carbon	100 lb.		292.6	295.2	295.2	\$20.369
0262 .11	Sheets, c. r., carbon	100 lb.		321.1	323.9	323.9	23.921
0263 .04	Sheets, galvanized, carbon	100 lb.		294.1	309.7	309.7	36.481
0264 .04	Sheets, c. r. stainless	lb.		223.5	228.7	228.7	1.223
0265	Sheets, electrical, alloy	100 lb.		291.6	291.7	291.7	38.521
0266 .01	Strip, c. r., carbon	100 lb.		324.2	329.7	329.7	32.271
0267 .01	Strip, c. r., stainless	lb.		212.5	222.5	222.5	1.020
0268 .04	Strip, h. r., carbon	100 lb.		318.8	324.9	324.9	20.680
0269 .02	Pipe, black, carbon	100 ft.		353.6	382.0	382.0	73.983
0271 .01	Pipe, galvanized, carbon	100 ft.		369.5	393.6	393.6	90.045
0272 .03	Line pipe, carbon	100 ft.		367.4	386.4	391.0	756.027
0273 .03	Oil well casing, carbon	100 ft.		357.2	390.4	390.4	681.915
0274 .02	Oil well casing, alloy	100 ft.		412.5	470.5	470.5	1550.698
0275 .05	Pressure tubing, carbon	100 ft.		319.6	319.9	319.7	192.894
0276 .02	Mechanical tubing, carbon, weld	100 ft.		276.5	284.0	284.0	54.926
0277 .07	Mechanical tubing, carbon, seamless	100 ft.		382.8	382.7	382.9	500.151
0278 .03	Mechanical tubing, stainless, weld	100 ft.		212.4	212.4	212.4	251.272
0279 .03	Mechanical tubing, stainless, seamless	100 ft.		207.8	216.7	236.3	579.365
0281 .01	Tin free steel, carbon, dbl. c.r.	base box	Dec/70	267.5	274.7	273.5	18.407
0282 .03	Tin plate, electrolytic	base box		364.2	364.4	363.1	31.364
0283	Tin plate, electrolytic, coils	base box		374.3	374.7	372.8	30.267
0284 .03	Tin plate, elec., carbon, dbl.c.r.	base box		318.5	318.7	317.5	20.968
0285 .04	Black plate, carbon	base box		394.1	394.4	392.4	28.011
0286 .04	Drawn wire, carbon	100 lb.		328.6	331.0	331.0	35.164
0287 .05	Drawn wire stainless, type 302	lb.		246.5	242.8	242.8	2.245
0288 .03	Baling wire, carbon	50 lb.		322.4	341.4	341.4	29.416
0289 .03	Nails, wire, 8d common	50 lb.		346.6	345.0	354.5	15.741
0291 .02	Nails, wire, galv., 8 d common	50 lb.		352.0	356.1	363.4	21.035
0292 .02	Staples, fence, galv., carbon steel	50 lb.		328.1	332.0	335.0	18.382
0293 .02	Barbed wire, galvanized	spool		334.5	353.8	353.8	30.797
0294 .01	Woven wire fence, galvanized	20 rd.		302.9	314.6	314.6	70.755
0295	Bars, h.r., stainless, forging, 410	lb.	Dec/77	134.7	143.6	143.6	1.280
0296	Bars, centerless ground, stainless, 416	lb.	Dec/77	134.2	142.8	142.8	1.489
0297 .03	Drawn wire, stainless, type 410	lb.	Dec/77	130.9	139.8	139.8	1.877
0298 .08	Bars, h.r., carbon, merchant quality	100 lb.	Jun/77	143.9	145.4	145.4	18.370
0299 .01	Bands (sheet), h.r. carbon	100 lb.	Dec/68	366.0	368.8	368.8	18.470
1015	Foundry and forge shop products			323.0	323.5	326.6	
01	Foundry & forge shop prod.			324.5	325.2	328.9	
0103 .18	Malleable iron casting	lb.	Dec/69	280.4	284.1	284.1	
0141 .08	Steel castings	lb.		344.6	348.2	349.3	
0151 .31	Closed die forgings, carbon steel	lb.		370.4	372.8	375.5	
0153 .09	Closed die forgings, alloy steel	lb.		363.2	364.8	373.9	
02	Pressure & soil pipe and fittings, cast ir		Dec/80	99.9	98.0	98.1	
0235 .99	Soil pipe & fittings, gray & ductile iron		Dec/80	99.6	96.1	96.1	
0237 .99	Pressure pipe and fittings, ductile iron		Dec/80	100.1	100.1	100.4	
0239 .99	Pressure pipe and fittings, gray iron		Dec/80	100.0	98.7	98.7	
03	Motor vehicle castings, gray & ductile iron		Dec/80	100.8	101.4	101.9	
0321 .99	Castings for passenger cars, gray iron		Dec/80	100.9	101.1	101.5	
0322 .99	Castings for other motor vehicles, gray iron		Dec/80	100.9	102.6	102.8	
0323 .99	Castings for passenger cars, ductile iron		Dec/80	100.3	100.8	102.2	
04	Gray & ductile iron castings, other		Dec/80	102.8	104.4	105.4	
0423 .99	Molds & stools for heavy steel ingots		Dec/67	(3)	393.1	393.1	
0425 .99	Castings for construction & utility use		Dec/80	102.3	(3)	103.9	
0427 .99	Ductile iron castings, other		Dec/80	104.8	102.4	105.1	
0429 .99	Gray iron castings, other		Dec/80	102.1	104.2	104.5	
1016	Pig iron and ferroalloys			310.7	312.0	311.7	
0101 .03	Pig iron, basic	net ton		369.4	369.4	369.4	203.000
0105 .04	Pig iron, malleable	net ton		366.9	366.9	366.9	203.000
0107	Pig iron, bessemer	net ton	Jun/77	115.3	114.0	114.0	203.000
0108	Pig iron, no. 2 foundry	net ton	Jun/77	114.3	114.0	114.0	204.500
0111 .04	Ferromanganese	gr. ton		286.4	286.4	285.2	472.183
0112 .03	Ferrosilicon	lb.		315.0	319.4	319.4	.454
0113 .03	Charge chrome	lb.		310.8	310.8	310.8	.504
102	Nonferrous metals			292.1	288.0	287.8	
1022	Primary nonferrous metals			346.5	327.9	328.4	
01	Primary nonferrous metals, except precious			282.4	279.0	280.6	
0109 .01	Aluminum paste pigment	lb.		(3)	270.9	270.9	1.229
0117 .99	Primary aluminum ingot, unalloyed		Dec/80	100.3	(3)	103.5	
0118 .99	Primary aluminum ingot, alloyed		Dec/80	101.4	(3)	101.5	
0119 .99	Primary aluminum, other types, except extrusion bill		Dec/80	102.4	(3)	103.1	
0121 .99	Aluminum extrusion billet		Dec/80	101.4	100.8	100.8	
0122	Cobalt	lb.		1351.5	1081.2	1081.2	20.000
0123 .99	Domestic copper cathode	lb.		220.6	216.3	212.4	
0124	Copper powder	lb.		224.2	218.2	220.4	1.337
0126 .01	Tin, pig, grade A	lb.		443.0	408.9	398.2	5.950
0127	Lead, pig, common	lb.		242.9	271.4	264.3	.370
0128	Nickel, cathode sheets	lb.		400.1	400.1	400.1	3.500
0132	Zinc, slab, prime Western	lb.		290.0	303.7	324.8	.466
0133	Zinc, slab, special high grade	lb.		279.1	292.5	312.5	.468
0136	Antimony	lb.		414.5	414.5	386.6	1.385
0146 .01	Mercury, 76 lb. flask	flask		71.6	85.2	83.7	417.500
0151	Magnesium, pig ingot	lb.		347.7	347.7	347.7	1.250
0156 .02	Titanium sponge	lb.		506.8	521.3	521.3	7.220
02	Precious metals			953.8	776.4	745.1	
0271	Gold, refined	tr. oz.		1607.8	1368.1	1382.9	484.000
0272	Silver, bar, refined, .999 fine	tr. oz.		975.1	743.5	711.9	10.820
0273	Platinum	tr. oz.		431.3	431.3	431.3	475.000
1023	Nonferrous scrap			255.6	263.0	257.0	
01	Copper base scrap			170.5	180.1	180.9	
0106 .01	Copper scrap, no. 2 refiner	lb.		169.6	172.2	172.2	.670
0111	Heavy yellow brass scrap	lb.		171.6	193.6	195.8	.445
0116	No. 1 composition (red brass) scrap	lb.		205.2	209.6	209.6	.720
02	Aluminum base scrap			510.5	504.3	471.0	
0222 .01	Aluminum seg. low-copper clips, N.Y.	lb.		564.7	539.4	514.0	.405

See footnotes at end of table.

Table 6. Continued—Producer prices and price indexes for commodity groupings and individual items

(1987=100 unless otherwise indicated)

Commodity code 1/	Commodity	Unit	Other index base	Index			Price	
				Jan. 1981 2/	Apr. 1981 2/	May 1981 2/	May 1981	
1023	Nonferrous scrap (Cont'd)							
0223 .01	Old aluminum, scrap, sheet and cast, N.Y.	lb.		506.7	506.7	469.9	90.255	
03	Other nonferrous scrap nec.			302.9	314.0	309.3		
0321	Scrap lead battery plates	lb.		374.2	421.3	409.8	.257	
0326	New scrap nickel, clips and solids, N.Y.	lb.		201.5	201.3	201.3	1.750	
0331	Block tin pipe scrap	lb.		574.1	455.3	455.3	5.750	
0336 .01	Old scrap zinc N.Y.	lb.		347.6	325.2	325.2	.145	
1024	Secondary nonferrous metals			279.4	279.1	275.7		
02	Aluminum, except extrusion billet		Dec/80	99.1	96.8	95.2		
0201 .99	Aluminum ingot		Dec/80	98.5	(3)	95.1		
0202 .99	Other types, except extrusion billet		Dec/80	99.5	97.2	95.4		
03	Refined copper		Dec/80	100.9	98.4	97.3		
0302 .99	Brass ingot, alloyed		Dec/80	97.3	97.4	96.5		
0304 .99	Bronze ingot, alloyed		Dec/80	100.4	103.3	107.5		
04	Refined lead		Dec/80	95.6	99.1	96.6		
0401 .99	Lead, unalloyed		Dec/80	92.9	93.8	93.3		
0402 .99	Antimonial lead, alloyed			255.2	274.4	264.5		
0403 .99	Babbitt metal, alloyed			316.0	323.4	303.9		
0404 .99	Solder, alloyed			470.8	481.7	471.2		
05	Refined zinc		Dec/80	101.6	105.6	111.0		
0502 .99	Zinc dust, unalloyed		Dec/80	103.7	110.4	113.1		
0503 .99	Zinc-base alloys		Dec/80	102.0	105.6	110.5		
06	Precious metals		Dec/80	84.9	77.0	77.0		
0601 .99	Gold, unalloyed		Dec/80	93.4	79.3	79.3		
0602 .99	Silver, unalloyed		Dec/80	89.8	67.2	66.7		
07	Other nonferrous metals		Dec/80	100.0	100.8	100.7		
1025	Mill shapes			298.5	301.1	302.5		
01	Aluminum shapes			283.9	291.0	291.6		
0101 .02	Sheet, flat 5052-H 32	lb.		265.8	271.6	274.3	1.148	
0102 .02	Sheet, flat 2024-T3, heat treatable	lb.	Dec/68	295.9	295.9	295.9	1.880	
0103 .02	Sheet siding coil, 3105-H16	lb.		242.7	253.3	253.3		
0104 .05	Sheet coil, finstock .0055"-.0065"	lb.		274.5	281.6	286.2		
0105 .02	Sheet, coil, reroll. (foil base)	lb.		289.9	289.9	289.9		
0111 .02	Aluminum foil, .00035, plain 1145	lb.		192.9	203.6	203.6	.832	
0113	Rod, screw machine stock, 2011-T3	lb.		219.3	224.5	224.5	1.655	
0117 .03	Extrusion, solid, circle size 4 to 5	lb.		306.0	309.8	309.8	1.418	
0118 .04	Extrusion, solid, circle size 1 to 3	lb.		296.9	300.5	300.5		
0119 .02	Extrusion, solid, circle size 10 to 12	lb.		281.8	286.2	286.2		
0123 .04	Tube, drawn, 6063-T832	100 ft.	Dec/69	257.5	264.4	264.4		
0127 .03	Plate, heat treatable 7075-T651	lb.	Dec/68	368.7	368.7	(3)	(3)	
0128 .04	Plate, 5083-H32	lb.		293.6	306.3	311.1	1.552	
02	Copper and brass mill shapes			226.7	220.9	222.5		
0231 .99	Copper-base alloy strip			248.6	247.4	246.0		
0232 .99	Copper-base alloy rod			197.0	203.1	203.9		
0233 .99	Copper-base alloy tube; non-plumbing			247.8	254.5	253.7		
0253 .99	Copper tubing, non-plumbing			262.8	229.9	228.5		
0254 .99	Copper tubing, plumbing		Dec/80	93.0	90.0	87.0		
0255 .99	Copper sheet or strip			241.1	240.1	239.7		
0256 .99	Copper rod		Dec/80	99.5	96.2	98.7		
04	Nickel alloy mill shapes			313.2	313.2	313.2		
0462	Nickel plate, 200 alloy	lb.	Dec/70	293.1	293.1	293.1	6.390	
0463	Monel sheet, 400 alloy	lb.		377.5	377.5	377.5	5.190	
05	Titanium mill shapes			322.3	331.9	337.2		
0525 .02	Titanium bar, ground, 6 AL-4V	lb.	Dec/70	390.8	406.1	406.1	20.532	
0526 .01	Titanium forgings, shipment, buyers	forging	1972	259.6	251.6	265.5		
1026	Wire and cable			210.1	209.3	209.2		
01	Copper wire and cable			202.9	202.1	201.8		
0101	Bare wire, no. 8 awg			183.9	(3)	(3)		
0102 .99	Copper bare wire, alloyed		Dec/80	99.1	98.9	97.9		
0103 .01	Automotive primary wire	1000 ft.		210.7	207.0	207.0	14.717	
0106 .06	Building wire, type THW, 12 AWG	1000 ft.		188.0	(3)	186.6		
0107 .02	Building wire, type THW, 500 MCM	1000 ft.	Dec/69	157.3	(3)	145.0		
0109 .02	Building wire, type RHW-RHH	1000 ft.	Dec/69	132.3	(3)	122.2		
0111 .04	Nonmetallic sheathed cable 12/2, w.g.	1000 ft.		188.9	184.7	190.4		
0115 .03	Power cable, thermosetting, 15 k.v.	1000 ft.	Dec/69	164.7	168.4	173.5	1939.562	
0117 .07	Portable power cable, type GGC	1000 ft.		207.1	208.4	207.9		
0119 .01	Control cable, thermoplastic insul.	1000 ft.	Dec/69	196.3	195.4	195.7	222.840	
0137 .09	Cord sets, power supply, 6'	1000	Dec/68	210.2	209.7	209.9		
0143 .01	Magnet wire, class B, no. 25, solderable	100 lbs.	Dec/69	174.5	173.1	173.1		
0144 .01	Magnet wire, class F, no. 18 AWG	100 lbs.	Dec/69	173.2	171.7	171.7		
0145 .01	Magnet wire, class H, no. 17 AWG	100 lbs.	Dec/69	160.9	159.4	159.4		
0147 .05	Magnet wire, class A, no. 35, solderable	100 lbs.		205.9	204.9	204.2		
0151 .11	Telephone cable, polyethylene	1000 ft.	Dec/68	222.7	222.7	222.7		
02	Aluminum wire and cable			238.0	238.0	239.2		
0261 .03	ACSR cable, (drake)	lb.	Dec/69	277.2	277.2	277.2	.945	
0267 .03	Service entrance cable	1000 ft.		255.7	255.7	255.7	311.727	
0281 .03	Magnet wire, class F, no. 17 AWG	100 lbs.	Dec/69	242.2	243.1	243.1		
1028	Nonferrous foundry shop products							
01	Zinc castings			Jun/77	119.4	120.4	120.8	
0101 .06	Automotive, plated	part	Jun/77	120.5	120.3	120.3		
0102	Automotive, non-plated	part	Jun/77	117.6	117.6	119.3		
0103 .05	Non-automotive, plated	part	Jun/77	121.0	121.2	121.2		
0104 .05	Non-automotive, non-plated	part	Jun/77	118.5	122.5	122.5		
02	Aluminum castings							
0201 .05	Die casting, automotive	ea.	Dec/72	268.1	266.3	267.9		
103	Metal containers			311.4	314.1	314.1		
1031	Cans			315.2	317.3	317.3		
0101 .05	Tin can, 303 x 406	1000		(3)	(3)	(3)		
0104 .03	Soft drink can, 12 oz.	1000	Dec/70	(3)	(3)	(3)		
0106 .07	Beer can, 12 oz.	1000		(3)	(3)	(3)		
0121 .03	Beer can, 12 oz., aluminum	1000	Dec/70	(3)	(3)	(3)		
0125 .03	Soft drink can, 12 oz. aluminum	1000	Dec/72	(3)	(3)	(3)		
1032	Barrels, drums, and pails			289.8	296.5	296.5		

See footnotes at end of table.

Table 6. Continued—Producer prices and price indexes for commodity groupings and individual items

(1967 = 100 unless otherwise indicated)

Commodity code 1/	Commodity	Unit	Other index base	Index			Price
				Jan. 1981 2/	Apr. 1981 2/	May 1981 2/	May 1981
1032	Barrels, drums, and pails (Cont'd)						
0111 .01	Steel barrel, 55 gal.	ea.		306.8	313.2	313.2	\$20.843
0116 .04	Steel pail, 5 gal	100		252.1	259.5	259.5	
104	Hardware			254.5	256.4	257.3	
1041	Hardware, n.e.c.			238.1	238.4	239.0	
01	Builders hardware			247.7	251.1	252.8	
0105 .01	Padlock combination	doz.	Dec/75	130.9	130.9	133.2	
0108 .04	Padlock, pin tumbler	doz.		290.4	297.8	314.5	45.710
0111 .06	Cabinet hinge	ea.		261.9	273.9	273.9	
0113 .03	Door lock, mortise, std. duty, keyed	ea.	Dec/75	153.3	154.0	154.0	
0114 .03	Door lock, bored, std. duty, keyed	ea.	Dec/70	233.9	238.1	238.1	
0116 .08	Door lock, bored, residential, keyless	ea.		236.5	235.9	235.9	4.375
0118 .03	Door lock, bored, residential, keyed	ea.	Dec/75	158.5	158.5	158.5	11.888
0119 .06	Exit device, heavy duty, rim type	ea.	Dec/67	246.2	246.2	246.2	127.501
0121 .02	Full mortise hinges, light wt.	pr.		239.2	256.8	256.8	.823
0125 .03	Sash fastener	ea.	Dec/67	281.7	281.7	281.7	.406
0129 .02	Screen door closer, pneumatic type	ea.	Dec/70	239.8	239.8	239.8	
0131 .05	Door closer, overhead, commodity grade	ea.		208.2	208.2	208.2	29.586
0136 .03	Door stop	ea.	Dec/75	151.4	162.6	162.6	
0137 .01	Cabinet pull	ea.	Dec/75	159.0	163.2	163.2	.417
0138 .01	Dead lock, standard duty	ea.	Dec/75	136.9	136.3	136.3	10.759
03	Transportation equipment hardware			212.3	209.3	209.3	
0345 .29	Other automobile hardware	set	Dec/67	210.3	198.9	198.9	
0347 .05	Stern cleat, marine	ea.	Dec/68	227.3	234.4	234.4	
0351 .06	Stern light, marine	ea.	Dec/68	230.0	240.9	240.9	
04	Furniture hardware			325.2	330.9	330.9	
0456 .04	Bedframe castor	400 pcs	Dec/67	277.9	294.7	294.7	
0457 .06	Caster, office chair	ea.	Dec/67	259.0	261.8	261.8	
0461 .02	Desk lock, cam type	ea.	Dec/67	351.4	351.4	351.4	
1042	Hand tools			298.5	304.4	306.0	
0106 .04	Axe, single bit	doz.		322.3	322.3	322.3	139.160
0121 .07	Wood chisel - 1 inch	ea.		240.1	255.3	255.3	
0131 .01	Wrench, open end	ea.		307.0	323.4	323.4	2.519
0132 .01	Wrench, box	ea.		328.2	350.5	357.5	3.860
0133 .01	Wrench, adjustable	ea.		272.9	280.3	285.2	4.822
0139 .03	Pipe wrench, heavy duty	ea.		322.8	332.4	332.4	10.460
0141 .03	Screw driver	ea.		246.2	263.9	263.9	1.754
0144 .05	Automobile bumper jack, ratchet type	ea.	Dec/67	658.1	566.0	566.0	
0146 .01	Vise, standard	ea.		303.2	303.2	310.1	117.496
0147 .02	Wrench socket	ea.		245.5	269.3	274.0	
0151 .02	Pliers	ea.		265.4	273.7	273.7	5.155
0156	Shovel	ea.		309.2	309.2	309.2	9.970
0161 .03	Hammer, carpenter	doz.		271.1	275.9	275.9	
0166 .01	Hoe, field and garden	ea.		308.0	308.0	308.0	6.066
0176 .01	File flat	doz.		377.7	387.4	387.4	25.284
0181 .02	Hacksaw blades	100		150.9	162.7	162.7	17.911
0182 .01	Hand saw, crosscut	ea.	Dec/72	178.4	178.4	178.4	9.173
105	Plumbing fixtures and brass fittings			256.7	265.2	265.6	
1051	Enameled iron fixtures			280.9	291.9	291.6	
0101 .99	Enameled iron bathtubs			259.7	274.7	274.2	
0111 .05	Enameled iron lavatories			325.2	326.0	326.2	
0121 .02	Enameled iron sinks			324.0	326.3	327.2	
1052	Vitreous china fixtures			245.4	252.8	253.3	
0101 .04	Lavatory	ea.		269.0	278.9	279.9	
0111 .05	Water closet combination	ea.		225.6	230.4	230.5	
1053	Steel fixtures			213.0	216.5	218.5	
0101 .99	Enameled steel bathtubs			191.0	194.7	197.3	
0111 .02	Enameled steel sinks			280.4	280.8	280.8	20.747
0113 .99	Stainless steel sinks		Dec/74	135.5	139.0	140.5	
1054	Brass fittings			261.1	270.6	270.8	
0111 .05	Bathtub drain and overflow	ea.		245.4	247.5	247.5	20.389
0112 .04	Bathtub and shower fitting combination	ea.		268.5	273.2	273.2	37.212
0113 .02	Single control bath/shower combo	ea.	Dec/75	149.0	153.7	153.7	32.839
0121 .05	Lavatory faucet, combination	ea.		240.4	245.7	245.7	25.048
0141 .07	Sink faucet, deck type	ea.		257.2	264.2	264.2	21.816
0142 .03	Single control kitchen sink	ea.	Dec/75	142.9	150.9	150.9	29.119
0161	Lavatory trap, bent tube, adjustable	ea.		306.5	323.2	323.2	
0162 .01	Water control/float valve	ea.	Dec/75	162.5	165.1	166.2	
106	Heating equipment			216.6	218.8	221.7	
1061	Steam and hot water equipment			221.0	223.6	232.4	
0102 .99	Gas heating boilers			222.5	230.7	236.0	
0103 .99	Oil heating boilers			246.8	251.9	252.8	
0111 .99	Steel heating boilers			215.2	(3)	238.5	
0113 .99	Steel heating boilers over 400 mbh		Dec/80	100.0	(3)	106.7	
0131 .99	Steel radiators and convectors		Dec/80	107.2	108.3	113.2	
0141 .99	All other radiators and convectors		Dec/80	100.1	100.0	105.3	
1062	Warm air furnaces			215.3	216.1	220.8	
0133 .06	Steel, forced air, oil, 95-112 m btu	ea.		224.7	232.0	232.0	510.654
0134 .08	Steel, forced air, oil, 78-85 m b.t.u.	ea.		236.4	236.4	242.2	457.281
0136 .99	Gas-fired wall furnaces			282.2	281.5	290.3	
0142 .15	Steel, forced air, gas, 72-88 mbtu	ea.		223.8	224.2	229.3	279.940
0159 .01	Electric, forced air, 10kw	ea.	Dec/75	142.9	146.6	146.6	168.599
1063	Conversion burners			207.8	216.0	215.6	
0111 .99	Commercial/industrial oil burners		Dec/80	101.9	103.4	103.4	
0116 .99	Gas burners over 400 mbh		Dec/80	101.2	104.0	104.0	
0121 .99	Gas burners, 400 mbh and under			225.7	236.0	236.0	
0136 .99	Com./ind. dual fuel burners		Dec/80	102.6	106.2	106.2	

See footnotes at end of table.

Table 6. Continued—Producer prices and price indexes for commodity groupings and individual items

(1967 = 100 unless otherwise indicated)

Commodity code 1/	Commodity	Unit	Other index base	Index			Price
				Jan. 1981 2/	Apr. 1981 2/	May 1981 2/	May 1981
1064	Domestic heating stoves			192.3	185.2	186.8	
0103 .99	Gas-fired domestic heating stoves		Dec/80	101.7	(3)	(3)	
0121 .99	Wood/coal stoves, non-airtight		Dec/80	107.8	103.8	(3)	
0126 .99	Wood/coal stoves, airtight		Dec/80	101.6	98.9	(3)	
1065	Unit heaters and ventilators		Dec/67	224.0	216.3	216.5	
01	Unit heaters		Dec/67	252.2	264.6	263.0	
0121 .99	Gas fired propeller-fan type, under 400 mbh			225.4	225.4	225.4	
0126 .05	Steam, propeller fan type	ea.	Dec/67	268.1	272.6	269.6	\$269.572
1066	Water heaters, domestic			215.5	215.8	215.9	
0101 .08	Electric	ea.		190.8	191.2	191.3	
0113 .05	Gas	ea.		229.3	229.5	229.6	
1067	Other systems and other parts		Dec/80	100.8	105.6	105.6	
01	Other heating systems		Dec/80	101.0	102.6	102.6	
0116 .99	Gas-fired infra-red heaters		Dec/80	100.0	102.8	102.8	
0121 .99	Non-electric fireplaces		Dec/80	102.4	109.3	107.9	
0126 .99	Other heating systems, n. e. c.		Dec/80	101.5	102.2	102.5	
02	Other parts for heating systems		Dec/80	100.7	106.8	106.8	
0216 .99	Other parts, n. e. c.		Dec/80	104.0	105.2	105.2	
107	Fabricated structural metal products			283.1	293.5	294.3	
1071	Metal doors, sash, and trim			267.4	275.0	275.9	
0111 .04	Window, aluminum, res. slide type	ea.		286.7	286.7	286.7	
0112 .10	Window, aluminum, res. single hung	ea.		259.6	263.8	263.8	
0113	Window, aluminum, com., projected	ea.	Dec/71	204.1	206.9	206.9	
0114 .05	Window, aluminum, com., double hung	ea.	Dec/71	217.2	222.4	222.4	
0121 .05	Door assembly, steel	ea.		300.9	311.0	316.7	81.493
0122 .04	Door frame, steel	ea.		276.3	289.4	289.4	23.439
0123 .02	Sliding glass door, aluminum	ea.	Dec/71	195.4	196.6	196.6	
0131 .04	Aluminum storm window	ea.		252.2	266.3	266.3	27.680
0132 .10	Aluminum storm door combination	ea.		227.6	244.9	244.7	
1072	Metal tanks			292.5	303.6	305.5	
0101 .04	Pressure tank, above ground	ea.		291.9	(3)	(3)	
0102 .99	Pressure vessels, non-aluminum		Jun/80	106.1	120.9	120.9	
0103 .07	Pressure vessel, 30,000 gallon	ea.		317.3	(3)	(3)	
0111 .99	Elevated water tank, field erected			405.1	408.7	426.4	
0112 .99	Bulk storage tank, 6,000 gallons or less			315.5	(3)	329.7	
0113 .99	Bulk storage tank, over 6,000 gallons			298.9	306.2	308.0	
0122 .99	Non-LPG gas cylinders		Jun/80	103.1	107.1	107.2	
0133 .99	Other pressure tanks		Jun/80	105.4	107.0	107.0	
0138 .99	Custom tank, 3/4 in. and less		Jun/80	104.5	113.6	(3)	
0139 .99	Custom tanks, over 3/4 in.		Jun/80	103.0	111.8	111.8	
0147 .99	Petroleum storage tanks		Jun/80	104.7	106.1	108.8	
1073	Sheet metal products			291.9	302.0	303.5	
0101 .06	Roofing, steel, formed	square		324.2	339.8	339.8	28.041
0106 .09	Roofing, aluminum, corrugated	sheet		319.9	319.9	325.2	12.538
0111 .03	Siding aluminum, noninsul. mfr. to dist.	square		(3)	245.5	245.5	50.669
0112 .06	Siding alum., insulated, mfr. to dir.	square		(3)	229.5	229.5	
0113 .05	Siding alum., insulated, mfr. to dist.	square		198.5	205.8	205.8	53.033
0114 .04	Siding alum., insulated, mfr. to dir.	square		(3)	216.1	216.1	
0155 .03	Furnace pipe, galv., 30 gal., 6 in. dia.	ea.		287.1	292.5	296.9	2.602
0157 .03	Elbows 90 dg., galv., 30 ga., 6 in. dia.	ea.		309.3	314.9	319.5	1.036
0159 .05	Grain bin, farm	ea.	Dec/75	153.4	169.3	169.3	
0161 .04	Grain bin, commercial	ea.	Dec/75	139.5	155.5	155.5	
1074	Struct., arch., pre-eng. metal products			280.6	293.4	293.5	
0101 .08	Fabricated structural steel for bldgs.	net ton		284.7	298.9	298.9	
0111 .07	Fabricated structural steel for bridges	net ton		275.6	289.8	289.8	
0145 .08	Metal building, steel, rigid frame	ea.		253.2	259.6	258.8	
0181 .02	Expanded metal lath	sq. yd.		306.5	317.5	317.5	1.301
0182 .01	Expanded corner bead	m lin.ft.		300.0	320.4	320.4	141.391
0191 .08	Fabricated bars	lb.	Dec/73	175.6	175.1	176.1	
0195 .04	Fabricated steel pipe and fittings	job		336.4	360.1	361.2	
1075	Heat exchanges and condensers		Jun/80	107.9	108.6	110.0	
0101 .99	Bare tube heat exchangers		Jun/80	110.3	111.5	114.3	
0102 .99	Fin tube heat exchangers		Jun/80	106.8	107.2	107.2	
1076	Fabricated steel plate		Jun/80	104.6	107.6	107.7	
0101 .99	Large diameter pipe		Jun/80	110.5	114.3	114.5	
0111 .99	Weldments		Jun/80	103.6	(3)	104.6	
1077	Steel power boilers		Jun/80	103.5			
1078			Jun/80	106.8	108.8	109.0	
108	Miscellaneous metal products			260.5	268.1	270.6	
1081	Bolts, nuts, screws, and rivets			251.7	263.0	267.6	
0106 .14	Carriage bolts	100 pc.		218.7	(3)	(3)	
0116 .08	Nuts	100 pc.		259.9	263.8	263.8	
0131 .12	Cap screws	100 pc.		194.6	194.7	199.6	
0141 .06	Mine roof bolt	100	Dec/71	207.5	214.0	214.0	
0146	Hi-strength structural bolt, 7/8"x2 1/2" 100 units		Dec/76	111.4	111.4	115.5	75.620
0151 .07	Special industrial fasteners	1000	Dec/73	204.9	208.3	209.7	
1083	Lighting fixtures			224.6	235.8	241.8	
0103 .12	Res., incand., ceiling, enclosed bowl	ea.		261.9	273.8	285.9	
0109 .03	Res., incand., exterior wall bracket	ea.		304.2	318.5	326.1	
0111 .08	Residential fluorescent ceiling fixture	ea.	Dec/69	196.0	203.7	206.7	
0121 .08	Com., incand., surface, exit light	ea.	Dec/68	222.0	236.3	236.3	
0131 .10	Com., fluor., non-air handling	ea.		188.5	209.0	209.0	
0135 .08	Com., fluor., striplight	ea.	Dec/73	194.6	202.1	202.1	
0137 .12	Com., fluor., plastic wrap around dome	ea.	Dec/67	230.2	248.3	248.3	
0141 .05	Industrial incandescent, removable dome	ea.	Jun/76	190.4	194.6	194.6	
0146 .08	Ind., fluor., enamel finish	ea.		218.0	238.4	238.4	
0148 .01	Ind., incand., explosion proof	ea.	Dec/68	291.8	312.2	312.2	84.660
0153 .13	Motor vehicle rear light assembly	ea.	Dec/73	182.3	182.3	182.3	279.792

See footnotes at end of table.

Table 6. Continued—Producer prices and price indexes for commodity groupings and individual items

(1967 = 100 unless otherwise indicated)

Commodity code 1/	Commodity	Unit	Other index base	Index			Price
				Jan. 1981 2/	Apr. 1981 2/	May 1981 2/	May 1981
1083	Lighting fixtures (Cont'd)						
0161 .07	Floodlight, incandescent, 1,500 w., g.p.ea.			208.8	219.2	219.2	
0163 .11	Mercury vapor floodlight, 400 watt	ea.	Dec/69	175.0	178.2	178.3	
0164 .09	Mercury floodlight, 1000 watt	ea.	Dec/73	161.4	164.6	164.6	\$244.084
0181 .01	Flashlight, 2 cell, general purpose	ea.		187.6	192.7	192.7	
1089	Other miscellaneous metal products			267.3	273.2	274.4	
0103 .03	Collapsible tube, aluminum	gross		243.3	245.5	246.3	16.132
0106 .27	Job stampings, automotive	100	Dec/72	211.7	215.0	215.0	
0111 .27	Job stampings, non-automotive	100	Dec/72	220.0	223.9	226.4	
0116 .14	Truck leaf spring, original equipment	ea.		272.8	280.1	280.5	
0119	Passenger car leaf spring, repl.	ea.	Dec/76	124.5	123.4	123.4	
0121 .04	Truck leaf spring, replacement	ea.		264.3	261.9	296.7	
0124 .13	Steel spring, precision mechanical	per m	Dec/69	243.8	249.3	249.3	
0126 .02	Insect screening, galvanized	100 sq. ft.		234.1	237.4	250.7	9.237
0133 .01	Insect screening, aluminum	100 sq. ft.		245.9	245.9	264.9	10.940
0146 .03	Wire rope, impvd. plow steel, 5/8 inch	ft.		320.2	349.4	350.5	.987
0151 .06	Welded wire fabric	100 sq. ft.		271.7	270.0	270.0	
0153 .04	Steel strapping, flat, 1-1/4 x .031	cwt.	Dec/67	255.5	268.1	268.1	40.968
0154 .01	Steel strapping, flat, 5/8" x .020"	cwt.	Dec/67	249.3	266.1	266.1	40.958
11	Machinery and equipment			253.3	259.2	260.6	
111	Agricultural machinery and equipment			276.4	281.2	284.4	
1111	Farm, lawn and garden tractors			277.0	283.8	289.9	
01	Wheel type - farm			292.9	298.2	309.3	
0104 .22	Diesel, 70-99 pto hp.	ea.		288.0	286.4	294.5	
0106 .18	Diesel, 50 - 69 pto hp	ea.		283.3	293.5	305.8	
0107 .15	Diesel 35 - 49 pto hp	ea.	Dec/70	241.1	242.8	253.2	
0108 .13	Wheel tractor, diesel, 100-129 pto. h.p.ea.	ea.	Dec/72	240.0	249.9	257.3	
0109 .14	Wheel tractor, diesel 130 h.p.	ea.	Dec/72	240.3	242.5	254.3	
05	Lawn and garden tractors and equipment			248.5	249.0	249.0	
0522 .25	Lawn and garden, riding type 10 plus hp	ea.	Dec/67	259.7	239.7	239.7	
0528 .15	Garden tractor attachments	set	Dec/73	274.6	276.9	(3)	
51	Tractor parts		Dec/73	198.1	209.3	209.3	
1112	Agricultural machinery excl. tractors			286.0	288.1	289.5	
01	Plows			306.3	316.6	326.2	
0102 .18	Plow, moldboard, semi-mounted, 6 bottom	ea.		347.7	362.9	362.8	
0104 .21	Plow, chisel type	ea.	Dec/67	223.4	236.2	236.2	
0106 .06	Plow shares, for standard plows	ea.	Dec/67	277.9	272.4	315.5	
02	Harrows and rotary cutters			298.9	310.2	312.4	
0213 .22	Harrow, disc, drawn	ea.		320.6	329.7	333.1	
0216 .14	Rotary cutter, 66 inches or less	ea.	Dec/67	249.2	264.1	264.1	
03	Planting and fertilizing machinery			289.1	293.8	294.1	
0322 .17	Corn planter, drawn, 6-row	ea.		304.4	312.1	312.1	
0324 .08	Grain drill, fertilizer type	ea.		289.6	302.0	302.0	
0325 .14	Manure spreader, pto driven	ea.		265.2	271.4	271.4	
0327 .13	Fertilizer distributor, centrifugal	ea.	Dec/67	285.8	279.7	279.7	
0328 .10	Hydraulic farm loader, front end	ea.		294.9	298.2	300.7	
04	Cultivators			269.2	272.3	273.4	
0434 .12	Field cultivator, drawn, 10-13 ft	ea.	Dec/73	225.3	235.4	240.9	
0435 .09	Tool bar, basic unit	ea.	Dec/67	275.0	275.2	275.1	
0436 .10	Cultivator, rear mounted, 6 row	ea.	Dec/72	224.5	226.1	226.0	
05	Sprayers			235.7	234.6	234.6	
0542 .05	Hand sprayer	ea.		220.5	220.5	220.5	
0544 .20	Field sprayer, tractor mounted	ea.		231.3	219.0	219.0	
06	Harvesting machinery			281.1	274.9	275.7	
0649 .22	Combine self-propelled under 20 ft. cut	ea.	Dec/70	261.3	(3)	(3)	
0651 .11	Cotton picker, 2-row, self-propelled	ea.		258.2	258.5	258.5	
0652 .24	Combine, self-propelled, 20-24 ft. cut	ea.	Dec/70	280.2	269.9	271.2	
0657 .09	Corn head attachment - 4 row	ea.	Dec/70	229.6	225.9	226.9	
0658 .17	Windrower, self-propelled	ea.	Dec/70	216.3	225.1	(3)	
0659 .22	Forage harvester, drawn	ea.		263.4	247.9	247.9	
07	Haying machinery			275.4	284.7	284.7	
0742 .06	Mower, mounted	ea.		291.1	294.9	294.9	
0743 .07	Rake, ground driven, 8 ft.	ea.		249.7	274.7	274.7	
0745 .15	Hay baler, drawn, twine tying	ea.		280.2	291.9	291.9	
0767 .09	Combination mower conditioner, 8-9 1/2	ea.	Dec/70	215.8	223.9	(3)	
08	Crop preparation machinery			274.0	277.1	277.1	
0875 .16	Portable grinder-mixer	ea.		282.6	282.4	(3)	
0877 .10	Heated air crop drier	ea.	Dec/67	250.1	261.5	261.5	
09	Elevators			322.4	319.3	321.8	
0981 .11	Farm elevator, portable, double chain	ea.	Dec/75	169.6	169.6	169.6	
0983 .10	Farm elevator, portable, auger type	ea.	Dec/67	315.9	311.3	315.0	
11	Farm wagons			287.0	297.2	297.2	
51	Parts, farm mach. excluding tractor		Dec/73	223.4	225.8	227.2	
1113	Agricultural equipment			231.8	240.1	240.6	
01	Poultry equipment			230.5	235.7	235.6	
0101 .09	Incubator - hatcher	ea.	Dec/67	244.3	246.0	246.0	
0105 .13	Laying cage, non-automated	ea.	Dec/69	259.1	263.9	263.5	
02	Barn equipment			255.9	265.7	266.6	
0212 .17	Silo unloader, 14 ft. capacity	ea.		286.5	290.2	293.5	
0213 .14	Bunk feeder, electric powered	ea.	Dec/67	247.4	252.5	254.9	
0215 .02	Pipe line milker unit	ea.	Dec/70	213.1	226.4	226.4	
0216 .12	Bulk milk cooler	ea.		206.5	216.1	216.1	
0218 .10	Barn cleaner	ea.		287.8	294.0	299.7	
0221 .03	Metal hog feeder, self-feeding	ea.		244.3	249.4	249.4	
03	Water systems			209.1	216.7	216.8	
0322 .07	Shallow well, jet, 1/3 h.p.	ea.		219.7	223.3	223.3	
0324 .11	Submersible pump, deep, 3/4 h.p.	ea.		182.8	192.2	192.4	
0326 .12	Convertible jet, 1/2 h.p.	ea.		241.4	247.7	247.7	
112	Construction machinery and equipment			305.9	314.7	318.3	
1121	Power cranes, excavators, and equipment			289.9	298.6	297.4	

See footnotes at end of table.

Table 6. Continued—Producer prices and price indexes for commodity groupings and individual items

(1967 = 100 unless otherwise indicated)

Commodity code 1/	Commodity	Unit	Other index base	Index			Price
				Jan. 1981 2/	Apr. 1981 2/	May 1981 2/	May 1981
1121	Power cranes, excavators, and equipment (Cont'd)						
04	Excavators		Dec/80	100.0	102.0	102.1	
0402 .99	Hydraulic excavators		Dec/80	100.0	102.5	102.7	
06	Cranes		Dec/80	101.4	103.8	103.8	
0608 .99	Cable operated cranes		Dec/80	100.0	103.4	103.4	
0609 .99	Hydraulic operated cranes		Dec/80	103.2	104.8	104.8	
0611 .99	Miscellaneous cranes		Dec/80	100.0	100.5	(3)	
07	Front end attachments and parts		Dec/80	100.0	104.0	104.1	
0701 .99	Front end attachments cranes, draglines, shovels		Dec/80	98.8	104.1	103.0	
0702 .99	Parts for cranes draglines and shovels		Dec/80	100.2	103.9	(3)	
1122	Construction equipment for mounting			337.4	346.5	351.0	
01	Special mounting equipment			345.8	353.8	359.4	
0109 .12	Ripper	ea.		336.9	345.1	345.1	
0123 .99	Front end loader with bucket			361.0	(3)	(3)	
0127 .99	Tractor mounted winches and other attachments		Dec/70	270.2	(3)	282.2	
0128 .99	Snowplow attachment		Dec/76	160.0	160.0	163.5	
02	Dozer, hydraulic		Dec/76	145.0	151.0	151.5	
0201 .03	6' and under 10'1"	ea.	Dec/76	146.9	151.7	153.4	
0203 .02	10' and under 14'1"	ea.	Dec/76	162.2	172.3	173.4	
0205 .04	14'1" and over	ea.	Dec/76	136.4	140.7	140.7	
1123	Specialized construction machinery			346.8	354.1	353.1	
01	Other specialized construction machinery			352.6	361.3	360.4	
0101 .15	Trencher	ea.		346.3	353.1	353.1	
0131 .06	Dewatering pump, 10,000 g. p. h.	ea.		276.4	279.7	279.7	
0132 .05	Dewatering pump, 90,000 g. p. h.	ea.		340.7	340.7	340.7	
0135 .99	Winches, including marine		Dec/69	381.6	392.2	(3)	
0139 .99	Crushing and screening plants		Dec/80	103.1	106.7	107.0	
0141 .04	Wheelbarrow, steel tray	ea.		257.5	257.5	257.5	
02	Compaction equipment		Dec/76	155.0	156.8	156.1	
0216 .99	Rollers		Dec/80	100.0	100.6	100.8	
1124	Portable air compressors			160.8	161.7	155.5	
0101 .13	100 - 200 c.f.m.	ea.		(3)	(3)	(3)	
0103 .09	600 - 750 c.f.m.	ea.		(3)	(3)	(3)	
1125	Scrapers and graders			309.5	322.0	324.0	
01	Scrapers and graders			308.4	321.3	322.9	
0103 .99	Scraper bowls		Dec/80	(3)	103.9	105.6	
0111 .16	Motor grader, 115 to 144 b.h.p.	ea.		314.3	327.7	327.7	
0116 .05	Motor grader, 145 h.p. and over	ea.	Dec/76	161.2	(3)	(3)	
1126	Parts and other equipment			Dec/80	102.2	104.7	104.8
01	Parts (ex. cra., drag., shov., trac., OEM)		Dec/80	103.6	106.5	106.5	
0101 .99	Parts and attachments sold to oem		Dec/80	104.4	108.3	108.3	
0102 .99	Parts for replacement or repair		Dec/80	103.3	105.8	105.8	
02	Other construction equipment		Dec/80	100.9	103.0	103.1	
0201 .99	All other construction machinery		Dec/80	98.8	101.2	101.4	
1127	Mixers, pavers, spreaders, etc.			241.6	246.3	247.9	
0111 .99	Portable mixers, 3 1/2 cu. ft and over			214.6	227.6	229.5	
0112 .99	Concrete finishers, paver, spreaders, distributor		Dec/80	100.8	101.1	101.1	
0146 .99	Asphalt Plant		Dec/68	256.7	257.2	257.2	
0152 .99	Other equipment		Dec/80	101.9	102.5	104.1	
1128	Tractors, other than farm			316.5	326.4	334.3	
01	Wheel type			312.4	321.7	321.9	
0108 .99	Off hwy wheel tractors		Dec/80	103.1	106.2	106.3	
02	Crawler type			322.2	328.9	331.3	
0209 .14	Gasoline/diesel 20-59 net engine h.p.	ea.		251.8	(3)	(3)	
0211 .16	Diesel, 60-89 net engine hp.	ea.		302.1	312.1	316.2	
0213 .21	Diesel, 90-159 net engine horsepower	ea.		324.3	337.3	339.9	
0215 .20	Diesel, 160-259 net engine horsepower	ea.		360.1	369.2	369.2	
0217 .24	Diesel, 260 net engine h.p. and over	ea.		338.6	341.1	343.1	
0218 .18	Shovel loader, 45 - 89 hp.	ea.	Dec/67	263.4	272.1	277.2	
0219 .18	Shovel loader, 90 - 129 hp.	ea.		302.4	314.3	319.5	
03	Tractor parts and attachments		Dec/80	99.2	101.9	106.5	
0303 .99	Tractor parts:oem		Dec/80	100.0	101.3	101.5	
0304 .99	Wheel tractor loaders parts; repl., repair		Dec/80	100.6	106.1	111.3	
04	Tractor shovel loaders		Dec/80	102.6	110.6	111.2	
0401 .99	Wheel shovel loader, 4 wldr, up to 3 1/2 cu. yd.		Dec/80	103.5	115.5	115.6	
0402 .99	Wheel shovel loader, 4 wldr, 3 1/2 cu. yd. over,		Dec/80	102.3	105.5	106.7	
1129	Off-highway equipment			322.8	331.2	331.8	
01	Off-highway trucks, end dump		Dec/76	156.0	161.3	161.8	
0106	Off highway, rear dump trucks		Dec/80	102.4	105.8	106.2	
02	Other off-highway equipment		Dec/76	146.0	147.8	147.8	
113	Metalworking machinery and equipment			289.7	298.1	299.5	
1132	Power driven hand tools			206.0	209.9	211.5	
02	Home utility line, electrical			180.2	173.2	175.9	
0222 .99	Drill, over 1/4 inch chuck size to under 1/2 inch			218.6	208.8	206.3	
0223 .99	Circular saws			163.3	162.6	163.3	
0224 .99	Oscillating, reciprocating and vibrating sanders			139.9	139.4	139.4	
03	Industrial line, electrical		Dec/76	135.2	139.0	138.8	
0301 .99	Drill, over 1/4 inch chuck size to under 1/2 inch			180.8	183.5	183.5	
0303 .99	Jig, sabre, and reciprocating saws		Dec/76	(3)	(3)	125.4	
0304 .99	Screwdrivers and nutrunners		Dec/76	124.9	126.6	126.6	
0305 .99	Impact wrenches		Dec/76	140.0	148.6	148.6	
0307 .99	Planers and routers		Dec/76	137.1	139.0	139.0	
0308 .99	Belt sanders		Dec/76	149.5	146.2	146.2	
0309 .99	Hammers, percussion, rotary, without drill chuck		Dec/76	133.8	138.2	138.2	
0311 .99	Angle grinders, polishers, and circular sanders			210.6	210.6	210.6	
0342 .99	Circular saws, between 7 inch and 8 inch blade		Dec/80	107.5	107.5	107.5	
04	Pneumatic hand tools		Dec/76	139.0	143.4	144.4	
0412 .99	Grinders, polishers and sanders			173.5	179.2	183.5	
0413 .99	Percussion tools			235.6	242.5	242.5	
0415 .99	Drills, screwdrivers and nutrunners		Dec/76	141.7	142.6	146.1	

See footnotes at end of table.

Table 6. Continued—Producer prices and price indexes for commodity groupings and individual items

(1987 = 100 unless otherwise indicated)

Commodity code 1/	Commodity	Unit	Other index base	Index			Price
				Jan. 1981 2/	Apr. 1981 2/	May 1981 2/	May 1981
1132	Power driven hand tools (Cont'd)						
0435 .99	Other, pneumatic handtools, include hydraulic		Dec/80	102.1	109.9	109.9	
05	Other electric-powered handtools and parts		Dec/80	101.9	106.0	106.4	
0531 .99	Other electric powered hand tools		Dec/80	103.6	106.9	107.8	
0532 .99	Parts-attachments-accessories, for electric tool		Dec/80	100.1	104.9	104.9	
51	Pneumatic, hydr., and powder actuated part		Dec/76	158.0	165.4	171.3	
5131 .99	Pneumatic, hydraulic, and powder actuated parts		Dec/80	(3)	105.8	109.6	
1133	Welding machines and equipment			252.2	257.0	259.2	
01	Arc welding machines			223.5	223.4	225.2	
0101 .13	Transformer type, a.c./d.c.	ea.		221.9	225.1	226.7	
0111 .04	Rectifier type	ea.		185.5	181.1	183.1	
0121 .12	Engine driven unit, d.c.	ea.		301.6	301.8	304.0	
0131 .02	Wire feeder	ea.	Dec/72	139.3	140.1	141.4	
02	Resistance welding machines and supplies			237.8	243.7	248.6	
0231 .08	Spot welder	ea.		237.3	242.1	247.7	
0233 .06	Adjustable/retractable stroke	ea.	Dec/72	187.1	193.4	197.1	
03	Arc welding electrodes			302.2	311.3	312.0	
0331 .02	Wire electrode, 3/32", cored	lb.	Dec/76	124.2	126.3	126.3	
0332 .04	Wire electrode, E7053, .045", bare	lb.	Dec/74	119.8	122.4	122.1	
0333 .03	Type 30, stainless, covered, 5/32"	lb.	Dec/72	172.5	177.3	178.3	
0341 .09	Mild steel, stick, E-7018, 1/8 x 14	lb.		333.8	346.9	348.6	
0342 .07	Mild steel, stick, E-6013, 3/16 x 14	lb.		331.1	342.9	343.8	
04	Gas welding machines and equipment			204.5	209.5	212.2	
0452 .02	Welding torch, blow pipe	ea.		205.1	211.5	215.0	
0453 .03	Cutting tool, blow pipe	ea.		210.9	218.7	223.6	
0454 .10	Flame cutting machine	ea.		212.1	206.9	204.8	
0455 .06	Welding tip, acetylene	ea.		244.3	248.6	253.5	
0456 .01	Cutting tip, acetylene	ea.		182.5	193.7	197.9	
0457 .03	Oxygen regulator	ea.		191.2	200.8	204.5	
1134	Industrial process furnaces and ovens			318.4	328.2	330.5	
01	Electric			338.5	345.8	348.3	
0101 .08	Draw furnace, factory built	ea.		426.9	426.8	435.8	
0103 .04	Electric furnace field erected	ea.	Dec/73	217.1	223.9	227.7	
0105 .07	Heat treating oven	ea.		289.9	297.7	297.7	
02	Fuel fired			344.8	363.6	364.6	
0212 .11	Atmosphere controlled furnace, gas	ea.		345.8	353.7	357.0	
0214 .05	Field erected furnace, gas	ea.		341.1	350.5	357.0	
03	Induction heating equipment			233.0	231.8	236.4	
0321 .10	Induction heater, radio frequency	ea.		259.5	245.4	252.1	
04	Gas generating equipment					(3)	
0431 .06	Atomosphere generator, endothermic	ea.		358.5	372.2	(3)	
05	Parts and attachments			293.2	307.4	307.4	
1135	Cutting tools and accessories			242.9	255.6	256.4	
01	Small cutting tools			246.8	261.2	261.9	
0101 .10	Key way broach	ea.		382.4	395.2	396.9	
0103 .02	Twist drill	ea.		154.5	169.1	169.1	
0104 .01	Twist drill, carbide tipped	ea.	Dec/71	166.3	175.0	175.0	
0106 .05	Reamer, machine chucking	ea.	Dec/68	203.1	228.5	228.5	
0111 .03	Spur gear hob	ea.		222.3	226.4	226.4	
0113 .06	Milling cutter, side	ea.		270.4	279.0	287.0	
0115 .06	Milling cutter, plain	ea.		263.5	276.1	282.0	
0117 .08	End mill	ea.		265.7	277.2	285.7	
0119 .04	Hand tap	ea.		224.5	241.0	241.0	
0121 .03	Round adjustable die	ea.		293.0	310.4	310.4	
0123 .06	Solid pipe die	ea.		363.5	398.4	398.4	
0125 .09	Power saw blade, circular	ea.	Dec/72	271.2	270.3	270.3	
0127 .04	Power saw blade, band	ft.		182.0	185.1	185.1	
0129 .08	Power saw blade, hack	ea.		225.0	238.0	238.0	
0131 .08	Turning tool holder	ea.		235.1	249.8	249.8	
0133 .06	Throwaway insert, carbide	ea.		297.6	318.7	318.7	
0134 .02	Indexible carbide insert, utility	ea.	Dec/72	224.4	237.6	237.6	
0135 .08	Brazed turning tool, carbide tipped	ea.		277.9	292.8	292.8	
0137 .01	Carbide tool blank	ea.		288.3	300.8	300.8	
02	Precision measuring tools			216.9	217.7	219.7	
0241 .05	Gage blocks	set		242.8	(3)	242.8	
0242 .05	Micrometer caliper	ea.		193.4	196.2	203.1	
0244 .09	Cylindrical plug gage	ea.		279.8	279.4	279.4	
0248 .04	Snap gage, adjustable	ea.		255.8	255.8	262.0	
0249 .04	Pneumatic gage, column type	ea.	Dec/72	198.7	(3)	198.7	
0251 .08	Ring gage, cylindrical	ea.		201.1	200.8	200.8	
0252 .06	Dial test indicator	ea.		203.4	208.0	208.0	
1136	Abrasive products			263.7	272.8	274.6	
01	Abrasive grains			326.1	331.6	331.6	
0101 .99	Aluminum oxide			344.4	354.9	354.9	
03	Nonmetallic bonded abrasive products		Dec/80	101.4	102.9	104.7	
0301 .99	All shapes; resinoid & shellac bond; reinforced	Dec/80		101.1	103.0	105.8	
0302 .99	All shapes; resinoid & shellac bond; nonreinforced	Dec/80		101.8	104.1	105.6	
0303 .99	All shapes; rubber bond	Dec/80		100.0	(3)	104.0	
0304 .99	All shapes; other bond	Dec/80		100.0	101.0	103.0	
0305 .99	Diamond & cubic boron nitride wheel; metal bond	Dec/80		100.0	100.0	102.9	
0306 .99	Diamond & cubic boron nitride wheel; other bond	Dec/80		100.0	100.2	100.9	
0307 .99	All shapes; vitrified bond	Dec/80		102.0	103.9	105.5	
0309 .99	Other; except coated abrasives	Dec/80		104.3	105.3	105.3	
05	Nonmetallic coated abrasive products		Dec/80	100.3	107.2	107.3	
0501 .99	Cloth belts; any abrasive; glue bond	Dec/80		100.0	107.9	107.9	
0502 .99	Cloth belts; any abrasive; resin & waterprf bond	Dec/80		100.0	108.2	108.2	
0503 .99	Other cloth shapes; any abrasive; glue bond	Dec/80		100.6	107.6	107.6	
0509 .99	Buffing, polishing wheels & laps; no abrasive	Dec/80		100.8	105.6	106.3	
31	Metal abrasives		Dec/76	122.9	126.1	126.5	
3103 .99	Metal soap & scouring pads; & other metal abr	Dec/76		143.9	154.2	155.5	
1137	Metal cutting machine tools			333.2	341.1	341.9	
11	Boring machines		Dec/71	261.9	261.9	263.6	
1101 .09	Boring mill, vertical	ea.	Dec/71	246.7	246.7	252.0	
12	Drilling machines		Dec/71	259.0	260.2	260.2	
1201 .14	Sensitive drilling machine	ea.		355.7	355.7	355.7	

See footnotes at end of table.

Table 6. Continued—Producer prices and price indexes for commodity groupings and individual items

(1987 = 100 unless otherwise indicated)

Commodity code 1/	Commodity	Unit	Other index base	Index			Price
				Jan. 1981 2/	Apr. 1981 2/	May 1981 2/	May 1981
1137	Metal cutting machine tools	(Cont'd)					
1203 .06	Upright floor type drill, plain	ea.	Dec/71	238.3	238.3	238.3	
1205 .06	Radial drill	ea.		259.8	265.3	265.3	
13	Grinding machines		Dec/71	297.4	303.7	304.5	
1304 .03	Centerless grinding machine	ea.	Dec/71	387.3	394.4	396.2	
1305 .06	Rotary surface grinding machine	ea.	Dec/71	290.1	292.8	295.5	
1323 .08	Recip. surface grinding machine, 18x72	ea.		404.4	388.2	396.6	
14	Lathes		Dec/71	275.6	280.2	282.3	
1401 .07	Engine lathe, 16" swing or under	ea.	Dec/71	281.0	287.8	287.8	
1406 .02	Chucking lathe, automatic, 8 spindle	ea.	Dec/71	352.9	358.1	365.7	
1408 .06	Bar machine, automatic 5 or 6 spindle	ea.		382.7	388.1	393.1	
1411 .22	Turning machine, n/c	ea.	Dec/71	226.1	224.0	225.3	
15	Milling machines		Dec/71	286.9	297.9	298.0	
1507 .10	Milling machine, bed type	ea.	Dec/73	225.4	231.4	231.9	
16	Multi-function machines, n/c		Dec/71	199.4	201.7	203.6	
1611 .07	Vert. or horz. sp., manual tool change	ea.	Dec/71	223.7	228.2	228.2	
1612 .10	Vertical spindle, automatic tool change	ea.	Dec/71	167.9	169.1	169.1	
1613 .09	Horizontal spindle automatic tool change	ea.	Dec/71	212.4	215.1	218.4	
17	Gear cutting machines		Dec/71	371.9	407.7	409.3	
1701 .09	Hobbing machine	ea.		382.6	386.3	386.3	
1703 .01	Gear finishing machine	ea.	Dec/76	211.1	235.3	236.4	
19	Other metal cutting machines tools		Dec/71	262.5	272.4	266.3	
1903 .06	Tapping machine	ea.	Dec/71	241.5	245.1	245.1	
31	Home shop			243.8	258.7	258.7	
51	Parts for metal-cutting machine tools		Dec/72	322.6	327.4	327.9	
5102 .04	Spindle, sensitive drilling machine	ea.	Dec/72	440.7	457.3	457.3	
5103 .01	Cross feed screw, surface grinder	ea.	Dec/72	232.0	232.0	232.0	
5104 .03	Cross feed screw, engine lathe	ea.	Dec/72	283.2	302.5	305.3	
5105 .01	Cross feed screw, milling machine	ea.	Dec/72	500.1	488.2	488.2	
5106 .03	Ball or lead screw, n/c machine	ea.	Dec/72	152.1	152.1	152.1	
1138	Metal forming machine tools			369.4	375.0	376.6	
21	Punching, bending, forming machines		Dec/71	289.2	277.5	277.5	
2101 .03	Punching machine, manually operated	ea.	Dec/72	233.7	233.7	233.7	
22	Shearing machines		Dec/71	290.0	293.6	293.6	
2201 .10	Shears, mechanical, plate	ea.		383.8	383.8	383.8	
2205 .07	Shears, mechanical, sheet	ea.	Dec/71	278.1	287.8	287.8	
23	Presses		Dec/71	318.1	329.9	330.9	
2301 .18	Mechanical OBI press, 45 tons	ea.		352.0	392.0	392.0	
2302 .17	Mechanical OBI press, 105-110 tons	ea.		369.1	392.7	392.7	
2303 .11	Mech. press, st. sided, 200-300 tons	ea.	Dec/68	392.8	400.3	403.8	
2304 .06	Mech. press st. sided 2 pt., 400 tons	ea.	Dec/71	291.6	299.2	301.7	
2305 .08	Mech. press, 600 to 1600 tons capacity	ea.	Dec/72	336.2	348.7	346.8	
2306 .06	Press, automatic 45 thru 64 tons cap	ea.	Dec/75	167.3	167.5	167.5	
2307 .07	Press, automatic 65 thru 100 tons	ea.	Dec/71	335.9	338.3	342.2	
25	Other metal forming machines tools		Dec/71	274.8	285.6	293.3	
2501 .01	Forging machine	ea.		378.6	393.9	406.1	
2503 .07	Riveting machine	ea.	Dec/72	203.2	209.4	209.4	
41	Wire drawing machine			278.8	285.6	285.6	
4196 .07	Wire drawing machine	ea.	Dec/73	195.0	205.4	205.4	
51	Parts for metalforming machine tools		Dec/72	302.6	304.4	304.4	
5102 .03	Knives, plate shear, 1" x 4" x 10'	pr.	Dec/72	230.6	236.1	236.1	
5103	Clutch lining components, OBI press	ea.	Dec/72	341.6	341.6	341.6	
5104	Clutch lining components, 2 pt.	ea.	Dec/72	334.5	334.5	334.5	
114	General purpose machinery and equipment			278.6	283.1	285.3	
1141	Pumps, compressors, and equipment			308.0	315.9	319.8	
02	Industrial pumps			314.7	321.5	327.6	
0202 .03	Reciprocating pump, power operated	ea.		459.7	464.2	485.7	
0204 .03	Centrif.-90 gpm, 125 ft., 3500 rpm, ci	ea.	Dec/72	231.1	228.8	233.2	
0205 .03	Centrif., 300 gpm, 140 ft., 3500 rpm, ciea.	ea.	Dec/72	209.3	209.3	209.3	
0206 .04	Centrif.-90 gpm, 125 ft., 3500 rpm, ss 316	ea.	Dec/72	270.2	269.9	278.8	
0207 .08	Centrif.-1000 gpm, 130 ft., 1750 rpm	ea.	Dec/72	201.5	201.4	207.6	
0208 .12	Centrif., 3000 gpm, 175 ft., 1750 rpm	ea.		317.7	318.6	324.2	
0211 .14	Turbine pump	ea.		253.4	259.4	259.4	
0231 .07	Rotary pump	ea.		285.5	307.9	309.1	
03	Air compressors, stationary		Dec/70	208.5	214.1	214.1	
0301 .03	Stationary air compressor, 5 hp	ea.	Dec/70	243.9	244.7	244.7	
0303 .08	Stationary air compressor, 75-125 h.p.	each		244.5	257.7	257.7	
0307 .02	Centrifugal air comp., over 1,000 hp	ea.	Dec/70	162.7	170.9	170.9	
04	Gas compressors		Dec/70	285.4	296.6	296.5	
0401 .05	Centrifugal, uncooled	ea.	Dec/70	335.6	358.3	358.3	
0403 .07	Angle engine, 2,000 hp	ea.	Dec/70	242.7	246.1	246.1	
0405 .03	Reciprocating, 1,000 hp	ea.	Dec/70	279.8	294.8	294.8	
1142	Elevators and escalators			250.2	251.0	251.0	
0101 .03	Electric freight elevator	ea.		303.9	(3)	(3)	
0102 .05	Gearless electric passenger elevator	ea.		(3)	(3)	(3)	
0103 .01	Gearless electric passenger elevator	ea.	Dec/76	138.5	(3)	(3)	
0105 .04	Hydraulic passenger elevator	ea.	Dec/76	133.0	(3)	(3)	
0111 .02	Escalator	ea.		(3)	(3)	(3)	
1143	Fluid power equipment		Dec/70	214.6	216.4	219.6	
01	Fluid power pumps		Dec/70	213.6	214.3	221.8	
0101 .03	Gear type, 5-30 gpm.	ea.	Dec/70	201.8	202.9	210.2	
0103 .04	Vane type, fixed, 5 to 25 gpm.	ea.	Dec/71	273.5	280.0	280.0	
0107 .04	Axial piston variable, 7 1/2 to 15 gpm.	ea.	Dec/70	224.1	224.1	246.8	
0108 .03	Axial piston, fixed, 7 1/2 to 20 gpm	ea.	Dec/72	233.6	233.6	243.9	
0109 .04	Axial piston, variable, 35 to 45 gpm.	ea.	Dec/71	225.6	225.6	225.6	
02	Fluid power valves		Dec/71	194.5	197.2	197.2	
0202 .02	Industrial pneumatic, 0-200 psi	ea.	Dec/71	177.3	180.7	180.7	
0203 .07	Industrial hydraulic, 0-5000 psi	ea.	Dec/71	182.8	186.1	186.1	
0205 .03	Mobile hydraulic, 0-3000 psi	ea.	Dec/71	226.5	229.3	229.3	
0207 .07	Hydraulic pressure control, 45 gpm.	ea.	Dec/71	234.4	235.8	235.8	
0209 .05	Hydraulic volume control	ea.	Dec/71	172.3	176.4	176.4	
03	Cylinders		Dec/71	218.8	223.0	225.9	
0301	Industrial pneumatic, 2 inch bore	ea.	Dec/71	215.3	215.3	220.8	
0302	Industrial hydraulic, 2 inch bore	ea.	Dec/71	214.2	214.2	219.9	
0305 .04	Mobile, hydraulic, 4 inch bore	ea.	Dec/72	207.3	215.4	215.4	

See footnotes at end of table.

Table 6. Continued—Producer prices and price indexes for commodity groupings and individual items

(1987=100 unless otherwise indicated)

Commodity code 1/	Commodity	Unit	Other index base	Index			Price
				Jan. 1981 2/	Apr. 1981 2/	May 1981 2/	May 1981
1143	Fluid power equipment (Cont'd)						
04	Fluid power hose and tube fittings		Dec/72	220.7	220.2	222.3	
0401 .06	1/2 in tube fitting, flareless, ss	ea.	Dec/72	291.2	289.0	304.7	
0402 .03	1/2 in tube fitting, flared-flareless	ea.	Dec/72	175.0	(3)	178.2	
0403 .02	1/4 in union, flared or flareless brass	ea.	Dec/72	200.0	200.0	192.2	
0404 .03	1/2 in mp 1/2 hose 100 R 5 reusable end	ea.	Dec/72	223.1	222.6	226.2	
0405	1/2 in mp 1/2 hose 100 R 2 perm att. endea.	ea.	Dec/72	212.6	212.6	215.3	
1144	Industrial material handling equipment			265.6	270.9	276.8	
02	Conveying equipment		Dec/70	217.0	221.1	231.3	
0201 .01	Monorail conveyor	100 ft.		319.1	319.1	319.1	
0221 .05	Belt conveyor	ea.		260.2	270.1	270.2	
0231	Trolley conveyor	ea.		291.4	295.7	300.0	
0241 .03	Portable belt conveyor	ea.		279.0	279.0	285.0	
03	Material handling trucks		Dec/70	222.3	227.0	229.1	
0351 .99	Electric trucks, operator-riding			241.0	(3)	249.3	
0352 .99	Motorized handtrucks		Jun/80	105.0	(3)	(3)	
0361 .99	Internal combustion trk, under 6000 lb.		Jun/80	265.2	270.9	273.1	
0362 .99	Internal combustion trucks 6000-16,999 lb.		Jun/80	103.5	(3)	107.3	
0363 .99	Internal combustion trucks 15,000 lb. and over		Jun/80	105.4	108.3	108.8	
0375 .99	Other handtrucks, trailers, dollies		Jun/80	(3)	(3)	108.0	
0376 .99	Parts and attachments		Jun/80	107.5	108.9	109.1	
04	Hoist and cranes		Dec/70	256.9	261.9	263.5	
0491 .05	Hand chain hoist, spur gear	ea.		242.3	259.0	264.2	
0493 .05	Electric hoist, lug type	ea.		287.3	294.6	296.8	
0494 .08	Air hoist, 1,000 lb. capacity	ea.	Dec/70	(3)	(3)	212.1	
0496 .08	Crane, overhead bridge type	ea.	Dec/70	284.8	285.6	285.7	
1145	Mechanical power transmission equipment			283.7	289.3	291.2	
0101 .05	Speed reducer, wormgear, 2.5-3 c. d.	ea.		350.3	350.3	350.3	
0102 .07	Speed reducer, parallel shaft, helical	ea.		365.9	365.9	376.7	
0103 .07	Gearmotor, parallel shaft	ea.		252.0	255.7	255.7	
0104 .04	Speed reducer, wormgear, 8 c. d.	ea.		297.4	318.4	318.4	
0105 .04	Reducer, parallel shaft, size 203	ea.		317.9	317.9	317.9	
0111 .04	Bevel gear, coarse-pitch, AGMA class 8	ea.		323.6	327.4	327.4	
0113 .03	Spur gear, coarse-pitch, AGMA class 8	ea.		(3)	349.2	349.2	
0115	Spur gear, fine-pitch	ea.		193.8	193.8	193.8	
0116 .04	Flexible coupling, gear type	ea.	Dec/74	158.5	163.8	169.5	
0121 .02	Roller chain, semifinished	ft.		295.0	305.0	305.0	
0122 .05	Roller chain, finished	ft.		247.0	262.5	268.0	
0126 .03	Mill chain	ft.		434.9	449.1	449.1	
0128 .04	Roller chain plate sprocket	ea.	Jun/76	165.5	165.5	165.5	
0133 .04	V-belt sheave	ea.		279.5	285.4	285.4	
0135 .03	Universal joint, industrial	ea.	Jun/76	139.2	141.9	141.9	
0137 .03	Clutch, friction type	ea.	Dec/74	187.3	187.3	187.3	
1146	Scales and balances			218.0	223.8	225.7	
02	Motor truck scales			253.1	252.3	278.7	
0231 .99	Motor truck scales		Dec/80	101.3	103.6	103.6	
04	Industrial scales			273.0	284.7	284.7	
0433 .99	Batch and portable scales			290.1	296.9	296.9	
0434 .99	Floor scales			280.5	283.8	283.8	
0437 .99	Misc. industrial scales			100.0	103.3	103.3	
05	Commercial retail scales		Dec/80	193.1	107.5	107.5	
06	Personal household scales		Dec/80	107.7	107.7	107.7	
0642 .99	Personal weighing scales and misc. household scales		Dec/80	107.7	107.7	107.7	
07	Mailing scales			103.0	103.0	103.0	
0742 .99	Mailing and parcel post scales		Dec/80	103.0	103.0	103.0	
08	Accessories and attachments			101.5	101.9	101.9	
0843 .99	Accessories and attachments		Dec/80	101.5	101.9	101.9	
09	Parts for scales and balances			100.0	102.8	102.8	
0944 .99	Parts for scales and balances		Dec/80	100.0	102.8	102.8	
1147	Fans and blowers, except portable			308.8	314.2	314.2	
0101 .09	Centrifugal blower	ea.		309.8	313.2	313.2	
0111 .07	Propeller fan	ea.		333.3	339.6	339.6	
0121 .06	Attic fan, 30 inch size	ea.		(3)	283.0	283.0	
0133 .06	Axial fan, 36-38 inch, direct drive	ea.		341.2	344.5	344.5	
0135 .05	Industrial fan, arrangement no. 1	ea.		306.2	309.7	309.7	
1148	Air conditioning and refrigeration equip			129.4	130.0	130.7	
01	Heat transfer equipment		Dec/77	134.7	135.5	136.0	
0101	Packaged terminal a/c	ea.	Dec/77	140.0	140.4	141.3	
0105	Room fan coil a/c	ea.	Dec/77	131.5	134.1	134.1	
0107	Central station a/c unit	ea.	Dec/77	135.5	136.9	138.4	
0109	Unit cooler	ea.	Dec/77	126.0	128.9	128.9	
0111	Remote refrigerant condenser	ea.	Dec/77	130.2	132.2	132.2	
0117 .02	Finned coils, o.e.m.	ea.	Dec/77	136.0	135.4	135.4	
02	Unitary air conditioners		Dec/77	126.1	126.6	127.4	
0201 .03	Year-round a/c, 2-3 ton	ea.	Dec/77	(3)	(3)	(3)	
0205 .04	Year-round a/c, 5-10 ton	ea.	Dec/77	(3)	(3)	(3)	
0209 .02	Single package a/c	ea.	Dec/77	(3)	121.5	121.5	
0215 .04	Single package heat pump	ea.	Dec/77	(3)	(3)	(3)	
0217 .01	Split system heat pump	ea.	Dec/77	(3)	121.4	122.5	
0219 .06	Split system, condensing unit	ea.	Dec/68	184.9	184.9	188.0	
0223	A/c coils	ea.	Dec/77	125.7	126.8	126.8	
03	Commercial refrigeration equipment		Dec/77	126.7	129.4	131.6	
0302 .02	Sectional cooler	ea.	Dec/77	130.9	136.2	139.2	
0303 .03	Reach-in refrigerator	ea.	Dec/77	125.4	128.0	129.5	
0306	Multilevel display case	ea.	Dec/77	123.3	123.3	127.3	
0307 .01	Frozen food case	ea.	Dec/77	124.2	127.1	(3)	
0309	Drinking water cooler	ea.	Dec/77	125.1	125.1	125.1	
04	Refrigerant compressors		Dec/77	127.8	127.9	128.1	
0402	Compressor, 3 h.p.	ea.	Dec/77	132.3	132.4	134.7	
05	Refrigeration condensing units		Dec/77	123.2	123.9	126.5	
0502 .01	Condenser, 3/4-3.0 h.p.	ea.	Dec/77	121.8	123.1	126.1	
0507	Condensing unit over 3-15 h.p.	ea.	Dec/77	125.1	125.1	127.1	
06	Other a/c and refrigeration equipment		Dec/77	133.3	133.5	133.6	
0601	Centrifugal liquid chiller	ea.	Dec/77	140.1	140.4	144.0	
0603 .02	Ice cube maker	ea.	Dec/77	134.8	134.8	134.8	

See footnotes at end of table.

Table 6. Continued—Producer prices and price indexes for commodity groupings and individual items

(1967 = 100 unless otherwise indicated)

Commodity code 1/	Commodity	Unit	Other index base	Index			Price
				Jan. 1981 2/	Apr. 1981 2/	May 1981 2/	May 1981
1148	Air conditioning and refrigeration equip (Cont'd)						
0605	Absorption liquid chiller	ea.	Dec/77	153.5	156.1	158.8	
0607 .03	Automobile a/c	ea.	Dec/77	136.1	(3)	(3)	
0609 .04	Pick-up/van a/c	ea.	Dec/77	130.3	(3)	(3)	
0611	Reciprocating liquid chiller	ea.	Dec/77	133.1	132.8	134.2	
0617 .01	Evaporative air cooler	ea.	Dec/77	134.8	136.3	138.2	
1149	Miscellaneous general purpose equipment			293.2	300.9	301.5	
01	Valves and fittings			299.7	307.8	308.3	
0101 .09	Gate valve, iron, 6 inch	ea.		229.6	224.8	224.8	
0102 .11	Gate valve, brass or bronze, 1 inch	ea.		256.5	259.8	259.8	
0103 .03	Gate valve forged steel, 1 inch	ea.		233.0	240.7	240.7	
0104 .09	Gate valve, cast steel, 6 inch	ea.		295.7	314.5	314.5	
0112 .03	Elbow, malleable iron, 1/2 inch	100 pc		417.9	417.9	417.9	
0113 .06	Tee, forged steel, 1 inch	ea.		325.0	341.3	354.4	
0115	Elbow, wrought copper, 1/2 inch	ea.	Jun/76	119.4	114.1	105.6	
0116 .04	Ball valve, bronze, 2 inch	ea.	Jun/76	(3)	151.9	151.9	
0117 .04	Ball valve, steel, 6 inch	ea.	Jun/76	155.9	161.1	161.1	
0118 .04	Butterfly valve, 125 wsp, 6 inch	ea.	Jun/76	150.7	159.2	159.2	
0119 .06	Butterfly valve, 150 wog, 12 inch	ea.	Jun/76	161.4	162.9	162.9	
0121 .03	Plug valve, lubricated	ea.	Jun/76	147.8	157.0	157.0	
0122 .02	IBBM gate valve	ea.	Jun/76	144.2	150.5	150.5	
0123 .01	Fire hydrant	ea.	Jun/76	142.3	147.5	147.5	
0124	Safety valve	ea.	Jun/76	147.3	147.3	159.4	
0125 .05	Cast iron valve	ea.	Jun/76	149.8	147.7	147.7	
05	Ball and roller bearings			285.8	293.3	293.3	
0521 .05	Radial ball bearing, light	ea.		286.5	302.9	302.9	
0522 .04	Radial ball bearing, medium	ea.		297.3	316.8	316.8	
0525	Radial ball bearing, extra light	ea.	Dec/74	188.0	199.4	199.4	
0531 .01	Roller bearing, tapered	ea.		264.6	264.6	264.6	
0532 .01	Roller bearing, cylindrical	ea.		288.0	293.9	293.9	
0533 .02	Roller bearing, needle	ea.		292.6	292.6	292.6	
0541 .04	Pillow block, ball bearing	ea.		344.5	343.0	343.0	
0542 .01	Pillow block, roller bearing	ea.		239.7	241.3	241.3	
06	Plain bearings			270.7	272.3	280.1	
0651 .03	Main bearing, automotive	set		278.5	287.2	287.2	
0652 .04	Connecting rod bearing, automotive	pr.		249.5	261.8	261.8	
0653 .08	Bushing, 3/4 inch i. d.	ea.	Dec/70	223.7	231.5	231.5	
0654 .07	Bushing, 1 inch i. d.	ea.	Dec/70	217.9	217.9	225.0	
116	Special industry machinery and equipment			295.6	303.8	307.4	
1161	Food products machinery			278.4	300.0	300.0	
01	Dairy industry machinery			212.6	219.0	219.0	
0103 .02	Homogenizer	ea.	Dec/69	252.4	252.4	252.4	
0104 .03	Ice cream freezer, continuous type	ea.	Dec/69	213.7	220.0	220.0	
0105 .03	Soft ice cream freezer	ea.	Dec/69	212.3	(3)	(3)	
0106 .01	Milk shake freezer	ea.	Dec/69	204.1	(3)	(3)	
0107 .01	Pasteurizer, HTST plate, 20 MPPH	ea.	Dec/69	225.8	225.8	225.8	
02	Bakery industry machinery			364.7	388.3	388.3	
0213 .04	Oven, revolving tray, gas fired	ea.	Dec/69	242.5	242.5	242.5	
0214 .05	Bread slicer	ea.	Dec/70	227.9	228.7	228.7	
0215 .06	Bread bagging machine, automatic	ea.	Dec/69	191.4	204.2	204.2	
0217 .10	Rounder, heavy duty	ea.	Dec/70	377.7	389.9	389.9	
0218 .11	Proofer, 5 loaves per tray	ea.	Dec/70	264.6	272.1	272.1	
04	Commercial food production machinery			273.6	299.6	299.6	
0431 .02	Food slicer, 10 inch diameter knife	ea.	Dec/70	242.9	268.2	268.2	
0432 .06	Food grinder, 25 to 30 lbs per minute	ea.	Dec/70	220.7	246.3	246.3	
0433 .02	Food mixer, 20 quart bowl	ea.	Dec/70	203.2	216.4	216.4	
1162	Textile machinery and equipment			236.0	239.1	246.1	
11	Cleaning & opening machinery, card room			269.7	278.4	278.6	
1112 .99	Cleaning & opening machinery, card room		Dec/80	106.9	110.4	110.4	
21	Spinning machinery, except parts			103.0	105.1	105.2	
2125 .05	Warper, beam, high-speed	ea.	Dec/75	158.6	168.5	168.5	
2137 .04	Texturing machine, imported		Dec/75	115.8	(3)	111.6	
34	Weaving machinery, except parts			101.9	103.8	101.7	
3443 .01	Shuttleless loom, imported		Dec/75	116.7	116.7	116.7	
44	Knitting machinery and equipment			159.7	158.3	156.1	
4449 .02	Needle, latch type	1000	Dec/69	150.7	150.7	147.2	
4454 .03	Double knitting machine, imported		Dec/75	115.1	112.9	111.4	
55	Dyeing, drying, finishing machinery			302.3	307.3	308.6	
5562 .99	Bleaching, dyeing and finishing equipment		Dec/80	103.4	104.7	105.5	
5563 .99	Drying machinery, stocks, yarn cloth		Dec/69	222.7	223.7	223.7	
5565 .99	Other textile machinery		Dec/69	200.0	205.2	(3)	
66	Industrial sewing machines			224.9	227.1	273.8	
6671 .06	Overedging machine	ea.	Dec/69	193.9	200.2	200.2	
77	Textile machinery parts and attachments			106.2	108.2	108.9	
7711 .99	Turnings & shapes		Dec/80	114.7	114.7	117.6	
7713 .99	Parts for all other fiber to fabric machinery		Dec/80	120.5	121.6	121.6	
7714 .99	Parts, power looms		Dec/80	103.6	107.0	107.3	
7716 .99	Parts, bleaching, finishing		Dec/80	102.6	105.9	105.9	
7717 .99	Parts, all other textile machinery		Dec/80	100.0	101.4	101.8	
1163	Woodworking machinery and equipment			262.4	265.9	266.2	
01	Other than for home workshops			99.9	102.1	102.3	
0101 .99	Sawmill equipment		Dec/80	175.6	180.9	180.9	
0103 .99	Sawing machines, except sawmill equipment		Dec/80	104.0	106.8	106.8	
0104 .99	Straight-line machinery: planers, sanders, etc.		Dec/80	100.9	(3)	107.2	
0105 .99	Boring and carving machinery: dovetailers, etc.		Dec/80	103.8	100.9	101.5	
0106 .99	Other woodworking machinery: lathes, planers, etc.		Dec/80	100.0	(3)	101.0	
0107 .99	Parts and attachments: cutting tools		Dec/80	(3)	100.0	100.0	
0108 .99	All other parts, attachments, and accessories		Dec/80	95.3	99.1	100.2	
05	Saw blade			299.5	299.5	310.2	
0521 .03	Saw blade solid tooth	ea.	Dec/72	226.9	226.9	233.1	
0522 .01	Saw blade, inserted tooth	ea.	Dec/72	228.7	228.7	242.4	
1165	Printing trades machinery and equipment			280.2	284.1	286.2	
01	Printing presses, offset			326.4	326.4	329.3	
0109 .05	Web-fed, newspaper, 4-unit, 36"	ea.	Dec/69	242.7	242.7	249.0	

See footnotes at end of table.

Table 6. Continued—Producer prices and price indexes for commodity groupings and individual items

(1967 = 100 unless otherwise indicated)

Commodity code 1/	Commodity	Unit	Other index base	Index			Price
				Jan. 1981 2/	Apr. 1981 2/	May 1981 2/	May 1981
1165	Printing trades machinery and equipment (Cont'd)						
02	Typesetting and casting machinery			156.0	163.9	163.9	
0225 .10	Phototypesetting machine	ea.	Dec/69	87.4	90.0	90.0	
05	Bookbinding machinery and equipment			266.9	269.9	273.7	
0552 .07	Gathering machine	ea.	Dec/69	233.5	240.5	247.6	
07	Parts, attachments and accessories						
0771 .04	Printing plate, aluminum offset	ea.	Dec/69	230.5	243.2	243.2	
0772 .03	Intermediate roller, rubber covered	ea.	Dec/72	204.7	204.7	207.5	
1166	Other special industry machinery			360.1	368.1	372.9	
02	Plastic and rubber industry machinery			351.7	363.5	364.4	
04	Chemical industry machinery			374.7	376.4	388.4	
0412 .01	Mixer, chemical type	ea.	Dec/72	264.2	264.2	272.3	
06	Miscellaneous industry machinery			342.7	352.3	352.3	
1167	Packing and packaging machinery			Dec/76	144.8	149.2	150.4
01	Filling and capping machines			150.9	158.0	158.9	
0101 .03	Drugs and products filling machine	ea.	Dec/76	148.6	151.1	152.3	
0102 .03	Liquid container filler	ea.	Dec/76	150.6	154.7	155.6	
0103 .06	Form-fill-seal machine	ea.	Dec/76	148.0	151.1	152.1	
0105 .02	Capping machine	ea.	Dec/76	173.3	213.6	213.6	
0106 .02	Cartoner	ea.	Dec/76	155.0	158.8	159.8	
02	Package forming and wrapping machines			138.3	138.3	140.3	
0201 .03	Wrapping machine	ea.	Dec/76	151.9	151.9	154.0	
0202	Bag making machine	ea.	Dec/76	149.7	149.7	154.7	
03	Machinery for processing pkgs. & bottles			139.8	142.6	143.8	
0301	Bottle cleaning machine	ea.	Dec/76	150.1	152.5	152.5	
0302 .02	Casino machine	ea.	Dec/76	(3)	(3)	136.4	
0303 .02	Labeling machine	ea.	Dec/76	152.3	154.4	156.9	
0306 .02	Tape dispenser	ea.	Dec/76	142.7	156.9	156.9	
117	Electrical machinery and equipment			211.9	217.8	218.0	
1171	Wiring devices			281.2	294.8	294.8	
01	Current carrying			245.2	256.1	255.9	
0101 .02	Lampholder, incandescent, 660 watts	ea.		282.8	291.1	291.1	
0102 .02	Lampholder, fluorescent, 660 watts	ea.		222.8	222.8	222.8	
0103 .07	Power outlet, residential	100		294.8	310.4	310.4	
0104 .07	Switch, regular mechanical, tumbler	100		288.1	301.1	300.3	
0105 .05	Lightning arrester, 9-10 kv.	ea.		166.7	181.1	180.9	
02	Noncurrent carrying			319.7	336.8	336.9	
0211 .03	Ground rod 5/8" diameter, x8' long	100		255.5	260.6	260.6	
0212 .02	Insulator pin, galvanized steel	100		315.6	314.6	309.8	
0214 .04	Cross arm bolt, 5/8 inch dia.	100		297.5	329.2	335.2	
0265 .03	Wall plate, plastic for switch	100		303.5	314.5	315.9	
0266 .06	Outlet box, stamped, 4 inch octagon	100's		306.5	314.0	314.0	
0267 .05	Switch box, stamped metal	100's		328.7	335.2	335.2	
0268 .07	Conduit box, cast metal	ea.		330.0	344.2	344.2	
0269 .05	Conduit outlet body, lb, 3/4 in.	ea.		297.2	306.3	306.3	
0271 .04	Rigid conduit, galv. steel	100 ft.	Dec/72	263.1	296.4	291.0	
1172	Integrating and measuring instruments			190.0	193.9	195.3	
01	Electrical (direct meas.) instr.			212.7	218.7	222.6	
0101 .01	Watt-hour meter, single phase, 30 amp.	ea.		148.0	161.3	166.0	
0111 .06	Voltmeter, d.c., panel type	ea.		284.8	288.8	288.8	
0131 .04	Wattmeter	ea.	Dec/75	129.5	129.5	129.5	
0139 .02	Instrument and relay transformers	ea.	Dec/71	143.8	143.7	148.0	
0199 .01	Parts, various, for integrating meters	ea.	Dec/71	175.4	186.0	197.3	
02	Electronic (indirect meas.) instr.			173.3	176.2	176.4	
0244 .04	Volt-ohm-milliammeter, portable	ea.		215.8	211.4	211.4	
0245 .13	Semiconductor tester parametric	ea.		86.6	86.6	88.9	
0246 .07	Combination and group test sets	ea.	Dec/71	157.0	159.4	159.4	
0247 .10	Signal generator, microwave	ea.	Dec/69	199.0	203.8	203.8	
0248 .05	Signal generator, audio	ea.	Dec/71	171.9	173.4	173.4	
0267 .04	Field strength instruments	ea.	Dec/71	180.6	185.0	185.9	
0271 .03	Oscillographic recorder, stylus type	ea.	Dec/71	181.3	181.3	181.3	
1173	Motors, generators, motor generator sets			285.5	294.3	294.4	
01	Electric motors			267.0	269.7	269.9	
0101 .05	Fractional hp., d.c., 1/2 hp.	ea.		265.9	270.8	270.8	
0104 .01	Fractional hp., a.c., 1/20 - 1/5 h. p	ea.		269.9	273.6	273.6	
0105 .05	Fractional hp., a.c., 1/4 hp.	ea.		268.7	273.2	273.2	
0106 .04	Fractional hp., a.c., 1/2 hp.	ea.		260.7	265.1	265.1	
0107 .03	Fractional hp., a.c., 1/25 hp. and un.	ea.		258.0	265.7	265.7	
0111 .11	Integral hp., a.c., 3 hp.	ea.		269.4	283.1	283.1	
0112 .09	Integral hp., a.c., 10 hp.	ea.		290.6	292.2	292.2	
0117 .07	Integral hp., d.c., 5 hp.	ea.		301.3	305.1	318.1	
0118 .05	Integral hp., d.c., 25 hp.	ea.	Dec/68	249.6	238.7	248.1	
0119 .05	Integral hp., a.c., 50 hp.	ea.		301.0	319.3	319.3	
02	Generators and generator sets			307.0	324.3	324.3	
0222 .09	Electric generating plant 100 - 125 kw	ea.		232.9	241.9	241.9	
0223 .10	Generator set, gas engine, 1.5-2.0 kw	ea.		228.7	236.0	236.0	
0224 .07	Generator, a. c., 30 kw.	ea.		259.0	256.1	256.1	
1174	Transformers and power regulators			192.4	204.4	206.5	
0105 .04	Ballast, fluorescent, for 2-40 w lamps	ea.		200.1	212.2	212.2	
0111 .07	Distribution transformer, 25 kv.-a	ea.		174.0	187.4	187.9	
0115 .08	Distribution transformer, 225 kv.-a	ea.		154.7	(3)	163.3	
0117 .08	Distribution transformer, 10 kv.-a	ea.		211.8	225.1	230.9	
0121 .07	Feeder voltage regulator, 76.2 kv.-a	ea.		193.8	206.4	214.6	
0131 .05	Transformer, dry type	ea.		202.6	211.4	215.1	
0133 .03	Power transformer, 2500 kva	ea.	Dec/74	148.9	156.9	156.9	
0134 .03	Power transformer, 7500 kva	ea.	Dec/74	148.8	157.6	157.6	
0135 .01	Power transformer, 15,000 kva	ea.	Dec/74	145.5	162.7	161.3	
0136 .03	Power auto-transfr. 150,000 kva w/o LTC	ea.	Dec/74	144.1	150.0	150.5	
0141 .03	Power auto-transfr. 150,000 kva w/LTC	ea.	Dec/74	143.4	149.2	149.8	
0142 .04	Power generator transfr. 500,000 kva	ea.	Dec/74	129.6	148.3	148.8	
0191 .02	Arc furnace transformer	ea.		234.1	242.6	243.2	
1175	Switchgear, switchboard, etc. equipment			243.6	245.7	245.3	

See footnotes at end of table.

Table 6. Continued—Producer prices and price indexes for commodity groupings and individual items

(1967 = 100 unless otherwise indicated)

Commodity code 1/	Commodity	Unit	Other index base	Index			Price
				Jan. 1981 2/	Apr. 1981 2/	May 1981 2/	May 1981
1175	Switchgear, switchboard, etc. equipment (Cont'd)						
01	Panelboards			289.8	290.7	290.9	
0101 .12	Distribution, fusible	ea.		326.1	340.0	345.7	
0102 .05	Lighting, circuit breaker	ea.		270.9	263.8	260.5	
02	Safety switches						
0212 .05	A-C, 3 pole, 60 amps.	ea.		307.6	320.4	320.4	
03	Circuit breakers						
0321 .02	Air, a.c.	ea.		202.1	204.9	203.8	
0332 .05	Oil, outdoor, 115 kv.	ea.		304.8	301.0	302.8	
0333 .06	Oil, outdoor, 34.5 kv., 1200 amp.	ea.		178.4	183.3	183.5	
04	Switchgear						
0441 .03	Assembly, indoor, 600 v, a.c.	ea.		217.9	220.6	206.9	
0443 .03	Assembly, indoor, 5 kv, a.c.	ea.		222.2	236.3	235.4	
0452 .06	Distribution cut-out, indicating	ea.		211.4	226.0	224.6	
0453 .03	Bus duct, plug-in type, 600 amps.	ea.		211.0	232.9	228.4	
0454 .04	Fuse link, 15 amperes	10 ft.		190.7	199.9	197.6	
05	Circuit breaker load centers						
0561 .04	12-24 branches	ea.		288.7	290.8	284.1	
06	Low-voltage fuses						
0671 .05	Cartridge fuse, renewable	ea.		233.9	240.2	240.3	
0672 .04	Cartridge fuse, one-time	ea.		262.5	268.5	268.5	
0673 .05	Plug fuse, one-time	1000		310.3	325.2	325.2	
07	Industrial controls						
0777 .06	Starters, a. c., 25 hp., 440 volts	ea.		311.0	324.3	324.3	
0781 .05	Starters, a. c. 75 hp. 440 volts	ea.		303.2	318.4	318.4	
0783 .05	Contactors, a. c., size 1, 3 pole	ea.		318.0	331.9	331.9	
				249.4	243.9	243.9	
				243.8	243.6	243.6	
				260.1	243.9	243.9	
				260.9	248.6	248.6	
1177	Electric lamps/bulbs						
01	Incandescent						
0101 .05	100 watts, inside frosted	ea.		259.1	268.9	268.5	
0103 .04	Sealed beam head-lamp, replacement	ea.		271.5	280.1	280.8	
0104 .05	3-way, 50-100-150 watts	ea.		334.3	343.9	343.9	
0105 .03	Reflector, par type, 150 watts	ea.		240.7	250.6	264.3	
0106 .03	Automobile lamp, miniature, 32-4 c. p.	ea.		291.8	294.4	295.6	
0108 .01	Sealed beam headlamp, 5.75 inch o.e.m.	ea.	Dec/68	306.7	319.0	315.2	
02	Other than incandescent						
0211 .05	Fluorescent, rapid start, 40 watts	ea.		221.8	230.0	230.0	
0212 .03	Mercury lamp, 400 watts	ea.		262.6	264.8	262.3	
0213 .04	Fluorescent, slimline, 75 watts	ea.		228.7	240.6	238.1	
				221.7	234.2	234.7	
				183.1	185.5	176.2	
				260.9	280.9	281.2	
1178	Electronic components and accessories						
01	Receiving type electron tubes						
0102 .02	Miniature tube, type 6BZ6	ea.		163.7	166.2	166.3	
0103 .02	Miniature tube, type 6CB6A	ea.		300.7	300.7	300.7	
0104 .03	Miniature tube, type 12AU7A	ea.	Dec/68	272.7	272.7	272.7	
0105 .02	Miniature tube, type 12BA6	ea.		295.8	295.8	295.8	
0106 .02	Miniature tube, type 12BE6	ea.		250.5	250.5	250.5	
0107 .02	Miniature tube, type 35W4	ea.		324.2	324.2	324.2	
0108 .02	Miniature tube, type 50C5	ea.		318.9	318.9	318.9	
0111 .02	Standard glass tube, type 5U4GB	ea.	Dec/67	394.1	394.1	394.1	
0112 .01	Standard glass tube, type 6SN7GTB	ea.	Dec/67	270.0	270.0	270.0	
03	Power, transmitter, special purpose tubes						
0321 .05	External anode tube, 100 watts and un.	ea.		317.1	317.1	317.1	
0322 .04	Ext. anode tube, 101 thru 1000 watts	ea.		279.3	279.3	279.3	
0324 .04	Internal anode tube, 25 watts and less	ea.		233.9	234.7	239.2	
0325 .04	Internal anode tubes, 150 to 500 w	ea.		252.8	245.3	248.4	
0326 .04	Xenon gas thyratrons	ea.		265.2	265.2	267.6	
0336 .06	Oscilloscope tube, single gun	ea.		241.4	256.3	256.3	
11	Capacitors						
1101 .03	Aluminum, computer grade	ea.	Dec/68	323.1	340.2	348.6	
1103 .05	Aluminum, miniature	ea.	Dec/67	231.0	231.0	259.1	
1105 .04	Aluminum, a.c. motor start	ea.	Dec/67	243.0	238.0	255.1	
1107 .03	Aluminum, d.c., tubular	ea.	Dec/68	198.8	199.5	198.9	
1111 .05	Tantalum, dry slug	ea.	Dec/67	163.3	163.3	163.3	
1113 .06	Ceramic dielectric, fixed	1000	Dec/68	136.3	140.3	140.3	
1119 .03	Film dielectric, non-metal case	ea.	Dec/68	227.0	227.0	227.0	
12	Resistors for electric applications						
1215 .99	Fixed, metal film resistor	ea.	Dec/68	144.6	146.4	144.6	
1225 .99	Fixed, w. w., prec'n, high temp., st. resistor	ea.	Dec/67	222.7	214.6	213.9	
1228 .99	Fixed, w. w., ultra-prec. (not estab. rel.) resistor	ea.	Dec/67	169.9	169.9	169.9	
1229 .99	Fixed, non-prec. wirewound resistor, without tap	ea.	Dec/67	125.4	146.3	146.3	
1272 .99	Resistor network, thick film	ea.	Dec/67	167.3	168.2	170.1	
21	Relays						
2111 .01	Sealed, 100 mw., DPDT	ea.	Dec/67	64.4	64.8	67.4	
2131 .03	Dry reed	ea.	Dec/80	102.4	104.4	104.3	
23	Antennas						
24	Connectors						
2411 .99	Coaxial connector (radio frequency and above)	ea.	Dec/80	101.7	101.6	(3)	
2421 .99	Cylindrical, h.d. and standard	ea.	Dec/67	190.0	191.7	191.7	
2422 .99	Miniature cylindrical	ea.	Dec/80	100.0	(3)	100.7	
2423 .99	Subminiature cylindrical	ea.	Dec/68	198.6	209.4	209.4	
2432 .99	Rack-and-panel/rectangular subminiature	ea.	Dec/68	232.6	232.6	232.6	
2441 .99	Printed circuit connector, one-piece type	ea.	Dec/68	179.9	190.3	190.3	
2442 .99	Printed-circuit connector, two-piece type	ea.	Dec/68	194.9	196.1	196.1	
2467 .99	Miscellaneous special purpose connectors	ea.	Dec/67	212.7	214.3	212.8	
25	Magnetic tape						
2521 .07	Audible range	cassette	Dec/68	(3)	251.7	251.7	
2527 .09	Closed circuit TV	reel	Dec/80	106.5	106.5	106.6	
27	Electronic hardware (radio hardware)						
2709 .99	Phono cartridge and pickup	ea.	Dec/80	103.9	108.1	103.0	
31	Diodes						
3104 .01	Rectifier diode, silicon	ea.	Dec/80	100.7	104.8	104.8	
3106 .04	Zener diode	ea.	Dec/80	99.7	99.6	99.6	
33	Thyristors						
3301	Silicon controlled rectifier	ea.	Dec/72	165.2	(3)	(3)	
3305	Triac	ea.	Dec/80	99.7	99.1	99.1	
35	Transistors						
3503 .08	Bi-polar transistor, silicon	ea.	Dec/80	100.6	100.3	100.3	
3505 .05	Field effect transistor	ea.	Dec/68	127.7	131.7	131.7	
3511 .02	Power transistor, r.f.	ea.	Dec/68	172.4	177.2	177.2	
				131.8	131.6	131.6	
				277.5	292.2	292.2	
				150.2	153.1	153.1	
				86.7	86.7	86.7	
				98.1	98.1	98.1	
				45.0	(3)	45.0	
				92.7	94.2	94.2	
				95.5	98.5	98.5	
				89.4	89.4	89.4	
				97.6	97.5	97.4	
				105.8	105.7	105.7	
				93.0	93.0	91.7	
				92.9	93.0	93.0	

See footnotes at end of table.

Table 6. Continued—Producer prices and price indexes for commodity groupings and individual items

(1967 = 100 unless otherwise indicated)

Commodity code 1/	Commodity	Unit	Other index base	Index			Price
				Jan. 1981 2/	Apr. 1981 2/	May 1981 2/	May 1981
1178	Electronic components and accessories (Cont'd)						
3513 .02	Power transistor, 0-10 watts	ea.	Dec/74	96.2	96.2	96.2	
3515 .02	Power transistor 10w and over	ea.	Dec/74	85.9	85.9	85.9	
37	Optoelectronic devices		Dec/74	78.5	78.5	79.1	
3704 .04	Single diode indicator	ea.	Dec/74	86.2	86.4	86.9	
3706 .05	Multidiode optoelectronic array	per digit	Dec/74	67.2	67.0	67.7	
41	Digital bi-polar i.c.'s		Dec/74	53.1	54.5	52.2	
4101 .09	TTL memory devices, various	ea.	Dec/74	39.1	(3)	(3)	
4103 .05	TTL nonmemory devices, various	ea.	Dec/74	53.5	(3)	(3)	
4112 .03	Other bi-polar devices, various	ea.	Dec/74	69.3	69.3	69.3	
42	Digital MOS IC's		Dec/74	56.0	55.5	55.5	
4221 .17	MOS memory devices, various	ea.	Dec/74	53.9	(3)	(3)	
4223 .04	MOS Nonmemory devices, various	ea.	Dec/74	57.3	57.9	57.9	
45	Linear integrated circuits		Dec/74	60.0	57.5	57.5	
4552 .04	Operational amplifier ic's	ea.	Dec/74	66.4	66.4	66.4	
4556 .03	Digital interface ic's	ea.	Dec/74	34.4	33.4	33.4	
4558 .09	Other analog ic's	ea.	Dec/74	71.8	66.8	66.8	
1179	Miscellaneous electrical mach and equip			255.4	264.5	264.5	
01	Storage batteries			226.6	231.5	231.5	
0101 .13	Automotive, 12 volt, replacement	ea.		(3)	245.8	(3)	
0102 .07	Industrial truck	ea.		190.9	191.0	191.0	
02	Primary batteries, dry and wet			177.9	182.9	181.3	
0211 .99	Dry cell size d flashlight battery			177.6	177.6	177.6	
0214 .03	Other misc. general purpose dry cell batteries			299.9	310.6	310.6	
0215 .99	Dry cell, lantern battery			187.2	194.7	190.8	
0216 .03	Dry cell transistor battery			162.2	162.2	162.2	
0217 .99	Alkaline cell size aa battery			170.0	(3)	183.2	
0232 .99	Other dry cells		Dec/80	100.5	99.6	101.2	
03	Carbon and graphite products			341.6	368.4	369.4	
0322 .05	Brush, for fractional h.p. motor	100	Dec/67	237.5	246.7	249.6	
0323 .03	Brush, for integral hp. motor	100	Dec/67	270.4	289.7	297.3	
0324 .02	Electrode, graphite	100 lbs.	Dec/67	397.3	432.4	432.4	
04	Telegraph apparatus						
0432 .04	Other teleprinter terminals	ea.	Jun/77	99.7	99.1	(3)	
05	X-ray equipment						
0532 .09	X-ray tube, anode	ea.	Dec/68	223.8	232.6	232.6	
0533 .18	Medical X-ray unit	ea.	Dec/67	317.6	323.3	323.3	
06	Electrical eqpt. for int. comb. engines			255.0	265.6	266.0	
0642 .08	Voltage regulator, for passenger cars	ea.		(3)	298.6	(3)	
0644 .09	Ignition coil, for passenger cars	ea.		295.0	296.4	300.4	
0645 .06	Spark plug, automotive	ea.		187.8	197.1	197.1	
0646 .08	Breaker point set, for passenger cars	ea.		255.4	267.2	267.2	
118	Misc. electrical and electronic instru.						
1181	Environmental controls		Jun/80	104.4	101.9	102.4	
01	Building comfort controls		Jun/80	105.8	101.6	102.4	
0121 .99	Temperature responsive controls		Jun/80	107.0	100.7	101.0	
02	Appliance regulation controls						
0211 .99	Temperature responsive appliance control		Jun/80	101.8	103.1	(3)	
119	Miscellaneous machinery			243.3	248.1	248.4	
1191	Oil field and gas field machinery			369.2	385.0	386.7	
02	Oil field and gas field drilling machinery			359.1	383.1	383.6	
0203 .03	Portable mast, 140-142	ea.	Dec/71	436.1	498.4	498.4	
0205 .99	Other surface drilling equip. and parts		Dec/80	100.0	105.7	105.8	
0208 .99	Wheel-mounted drilling and well-servicing rigs		Dec/80	102.8	(3)	(3)	
0211 .03	Traveling block	ea.	Dec/75	169.8	181.2	182.3	
0213 .02	Combination hook	ea.		405.4	450.2	450.2	
0214 .02	Rotary slip	ea.		601.8	651.6	651.6	
0215 .06	Swivel	ea.		534.2	567.2	588.2	
0222 .99	Tool joints, subs and connectors			313.7	359.2	359.2	
0227 .99	Tungsten-carbide insert bits		Dec/80	100.0	107.7	107.7	
0229 .99	Other bits, including diamond bits		Dec/80	101.4	105.8	105.8	
0232 .06	Slush pump	ea.		282.3	298.8	305.4	
0234 .99	Cementing equipment		Dec/80	101.1	101.1	101.1	
0239 .99	Other subsurface drilling equip. and parts		Dec/80	102.3	104.3	105.5	
04	Oil field and gas field production machine			384.2	388.5	392.3	
0403 .99	Christmas tree assemblies		Dec/80	100.0	101.0	101.0	
0413 .08	Deepwell pump	ea.		330.6	293.8	297.8	
0421 .99	Retrievable packers		Dec/71	315.8	315.8	315.8	
0422 .99	Permanent packers and accessories			428.5	428.5	428.5	
0429 .99	Valves, chokes, manifolds		Dec/80	100.8	101.1	102.0	
0432 .01	Gas lift valve	ea.	Dec/71	262.6	262.6	262.6	
0433 .99	Other production equip. and parts		Dec/80	103.3	106.4	(3)	
1192	Mining machinery and equipment			323.2	331.7	332.1	
01	Underground			364.4	376.1	376.8	
0102 .08	Coal loader	ea.		296.8	308.5	309.2	
0104 .07	Continuous miner	ea.		297.2	304.1	305.0	
0111 .06	Classifier	ea.		413.0	417.2	417.2	
0112 .04	Flotation machine	ea.	Dec/72	311.7	315.5	315.5	
0117 .06	Mine locomotive	ea.	Dec/75	179.9	190.6	190.6	
02	Crushing, pulverizing, screening machinery			296.1	303.8	305.7	
0222 .07	Jaw crusher, portable, 24-30x36-42 in.	ea.		296.9	(3)	(3)	
0228 .11	Gyratory crusher, stationary	ea.		272.1	282.1	282.1	
0232 .03	Ball mill	ea.		363.8	378.4	380.8	
0234 .09	Vibrating screen	ea.	Dec/74	167.4	169.3	169.3	
03	Other mining machinery and equipment			211.6	214.2	214.2	
0341 .01	Rock drill, pneumatic, 45 lb.	ea.		185.9	189.5	189.5	
0342 .06	Rock drill boom mounted	ea.	Dec/74	152.4	152.4	(3)	
0346 .05	Percussion drill bit	ea.		177.0	177.0	177.0	
0348 .06	Blast hole drill rig, rotary	ea.	Dec/74	174.4	179.5	179.5	
53	Mining machinery parts						
5301 .03	Mining machinery parts	ea.	Dec/72	319.4	328.5	328.5	
1193	Office and store machines and equipment			144.9	146.9	147.1	
01	Calculating and accounting machines			90.5	91.2	91.2	

See footnotes at end of table.

Table 6. Continued—Producer prices and price indexes for commodity groupings and individual items

(1987 = 100 unless otherwise indicated)

Commodity code 1/	Commodity	Unit	Other index base	Index			Price
				Jan. 1981 2/	Apr. 1981 2/	May 1981 2/	May 1981
1193	Office and store machines and equipment (Cont'd)		e				
0101 .10	Accounting machine	ea.		121.2	121.3	121.3	
0105 .11	Calculator, electronic, printing	ea.	Dec/71	53.9	51.9	(3)	
0111 .06	P. O. S. cash register, electronic	ea.	Dec/73	104.6	106.3	106.3	
03	Typewriters			149.5	148.5	149.0	
0313 .13	Typewriters, portable, manual	ea.		(3)	147.6	147.6	
0314 .09	Portable electric	ea.	Dec/68	136.7	136.5	138.1	
05	Safes						
0521 .04	Cabinet type	ea.		226.1	238.5	238.5	
06	Coin operated vending machines			187.8	192.8	192.8	
0632 .04	Cigarette machine	ea.		198.6	211.4	211.4	
0634 .03	Soft drink machine, bottle type	ea.		227.7	231.0	231.0	
07	Other office and store machines			223.2	226.3	226.6	
0741 .07	Check indorsing machine	ea.	Dec/74	151.1	158.0	158.0	
0742 .08	Addressing machine, electric	ea.	Dec/74	158.8	160.1	160.1	
0746 .05	Time recording machine	ea.		174.0	176.8	176.8	
1194	Internal combustion engines			290.2	295.3	295.3	
01	Gasoline engines			317.0	317.0	317.0	
0102 .04	7-10.9 h.p.	ea.		340.3	340.3	340.3	
0103 .07	36-70 hp.	ea.		398.5	398.5	398.5	
0104 .10	81-180 hp.	ea.		290.7	290.7	290.7	
02	Outboard motors			287.9	284.2	286.6	
0211 .06	5-15 hp.	ea.		284.9	281.2	283.4	
0212 .10	Outboard motor, 40-80 h.p.	ea.		290.4	286.9	289.4	
03	Diesel engines, other than automotive			305.7	313.3	313.3	
0321 .08	High speed, 50-99 hp.	ea.		367.2	374.9	374.9	
0322 .10	High speed, 101-200 hp.	ea.		259.7	270.3	270.3	
0323 .08	High speed, 200-399 hp.	ea.		254.5	262.8	262.8	
0324 .08	Diesel engine, low speed over 600 h.p.	ea.	Dec/74	247.1	248.8	248.8	
04	Diesel engines, automotive						
0435 .09	Truck	ea.		259.3	275.8	275.8	
05	Gas engines						
0545 .06	Natural gas	ea.		385.2	396.4	396.4	
06	Parts and accessories						
0655 .16	Parts and accessories	ea.		281.4	283.8	283.1	
1195	Machine shop products			342.2	348.9	348.9	
0101 .07	Carburetors, for passenger cars	ea.		411.4	411.4	411.4	
0105 .04	Flexible hose, bronze	ft.	Dec/71	248.0	256.0	256.0	
0106 .02	Flexible hose steel	ft.	Dec/71	231.8	231.8	231.8	
0112 .06	Compression piston ring, original equip	ea.		232.0	236.4	236.4	
0113 .04	Piston ring set	set	Dec/74	146.4	158.5	158.5	
0114 .06	Intake and exhaust valves	ea.		474.0	495.1	495.1	
12	Furniture and household durables			194.0	196.4	197.5	
121	Household furniture			212.9	216.9	217.6	
1211	Metal household furniture			204.4	204.4	204.4	
1212	Wood household furniture			232.6	236.0	237.7	
01	Living room furniture			218.3	221.8	222.6	
0101 .99	Table			219.0	(3)	(3)	
0103 .99	Desks	Jun/80		103.5	107.5	107.5	
0105 .99	Chairs	Jun/80		104.1	106.6	108.8	
0106 .99	Credenzas and bookcases	Jun/80		103.2	105.9	105.9	
0109 .99	Other nonupholstered living rm furniture	Jun/80		103.5	(3)	(3)	
02	Dining room furniture			249.5	250.2	251.8	
0211 .99	Table			245.8	247.4	249.8	
0216 .99	Chairs			262.3	259.7	261.4	
0221 .99	Buffets and servers			235.9	(3)	(3)	
0231 .99	China and corner cabinets			241.5	243.6	243.6	
0233 .99	Other dining rm & kitchen furniture	Jun/80		103.8	106.4	108.0	
03	Bedroom furniture			229.4	234.2	236.9	
0336 .99	Beds, except bunk			227.4	232.7	234.4	
0341 .99	Headboard sets	Jun/80		103.2	104.8	107.1	
0342 .99	Dresser, vanities and dressing tables			231.4	234.5	236.7	
0344 .99	Night tables & stands	Jun/80		103.8	106.2	108.1	
0351 .99	Chests			225.6	231.7	232.7	
0353 .99	Wardrobes	Jun/80		102.4	104.3	104.7	
0355 .99	Other nonupholstered bedroom furniture	Jun/80		105.7	109.5	109.7	
04	Other wood household furniture			102.3	104.0	102.4	
0463 .99	Unpainted wood furniture	Jun/80		102.8	103.5	103.5	
1213	Upholstered household furniture			195.8	199.9	199.9	
0101 .35	Sofa	ea.		191.9	194.7	(3)	
0111 .33	Chair	ea.		197.1	202.6	(3)	
0121 .20	Sofa bed, convertible	ea.		197.7	201.7	201.7	
1214	Bedding			177.7	187.7	187.7	
0102 .14	Box spring	ea.		172.3	185.9	185.9	
0111 .12	Mattress, innerspring	ea.		178.9	185.8	185.8	
1215	Porch and lawn furniture			273.6	273.6	273.6	
122	Commercial furniture			246.7	254.3	256.9	
1221	Wood commercial furniture			245.7	256.4	257.2	
0101 .06	Office chair, side	ea.		232.0	250.3	253.5	
0111 .06	Office chair, swivel	ea.		241.6	255.4	255.4	
0121 .11	Office desk, general purpose	ea.		262.1	269.8	269.8	
0131 .06	Office desk, executive	ea.		261.2	265.4	265.4	
1222	Metal commercial furniture			248.8	254.3	258.0	
02	File cabinets and equipment	Jun/80		106.7	108.7	109.2	
0201 .99	Letter filing cabinets			273.7	276.2	279.5	
0205 .99	Horizontal file cabinets	Jun/80		98.3	100.3	100.3	

See footnotes at end of table.

Table 6. Continued—Producer prices and price indexes for commodity groupings and individual items

(1967 = 100 unless otherwise indicated)

Commodity code 1/	Commodity	Unit	Other index base	Index			Price
				Jan. 1981 2/	Apr. 1981 2/	May 1981 2/	May 1981
1222	Metal commercial furniture (Cont'd)						
0207 .99	Other file cabinets		Jun/80	114.6	114.6	(3)	
03	Other metal commercial furniture		Jun/80	104.0	106.5	108.8	
0321 .99	Clerical and secretarial desk			235.2	240.2	246.9	
0323 .99	Executive desks		Jun/80	113.2	115.8	116.1	
0325 .99	Chairs			229.8	236.0	242.2	
0331 .99	Tables & stands		Jun/80	101.7	103.7	(3)	
0335 .99	Misc. metal office furniture		Jun/80	104.0	107.7	109.2	
123	Floor coverings			172.3	176.2	179.9	
1231	Soft surface floor coverings			150.9	154.3	158.5	
01	Tufted broadloom			151.2	153.9	158.5	
0159 .99	Tufted broadloom-polyester		Dec/68	131.3	(3)	(3)	
0161 .99	Tufted broadloom-nylon			131.8	133.6	138.1	
0163 .99	Tufted broadloom-other fibers		Jun/80	106.7	106.7	111.8	
02	Other soft surface floor covrgs.		Jun/80	104.9	111.9	112.5	
0265 .99	Bathmats and rugs 6x9 or less		Jun/80	107.1	116.1	116.7	
1232	Hard surface floor coverings			235.1	240.6	240.6	
0141 .02	Vinyl sheet goods, semi-permanent	sq. yd.		198.1	200.0	200.0	
0161 .03	Vinyl sheet goods, permanent	sq. yd.		225.4	230.7	230.7	
124	Household appliances			182.2	183.8	184.2	
1241	Major appliances			183.8	185.8	186.1	
01	Cooking ranges			201.1	201.7	201.9	
0101 .27	Range, gas, free standing	ea.		226.6	223.4	223.4	
0103 .17	Built-in wall oven, gas	ea.		217.8	224.1	224.1	
0131 .25	Range, electric, free standing	ea.		195.1	200.3	200.7	
0132 .12	Built-in wall oven, electric	ea.		198.9	201.4	204.3	
0133 .11	Built-in surface unit, electric	ea.		182.6	186.4	186.0	
0138 .02	Microwave oven, countertop	ea.	Dec/78	106.3	105.1	105.1	
02	Laundry equipment			189.4	192.8	193.7	
0211 .99	Washing machine, automatic			182.5	(3)	185.5	
0232 .99	Electric dryers			203.8	207.4	208.9	
0233 .99	Gas dryer		Jun/80	101.5	104.4	105.7	
03	Refrigeration equipment			173.3	175.2	175.2	
0336 .25	Refrigerator-freezer	ea.		179.0	179.6	179.6	
0337 .23	Home freezer, upright type	ea.		180.1	182.9	182.9	
0338 .23	Room air conditioner	ea.		153.2	159.0	158.9	
04	Other major appliances			172.6	173.7	174.5	
0441 .24	Dishwasher, undercounter	ea.		170.9	172.5	173.4	
0442 .15	Food waste disposer	ea.		180.4	179.1	179.1	
1242	Sewing machines			172.5	171.6	174.8	
0131 .14	Portable type, with imported head	ea.					
1243	Vacuum cleaner			155.4	146.7	146.7	
0111 .11	Canister type	ea.		148.8	144.7	144.7	
1244	Small electric appliances			164.9	169.2	170.1	
0111 .08	Toaster, automatic	ea.		159.4	162.5	166.0	
0115 .18	Frying pan, electric	ea.		172.7	170.0	170.0	
0118 .11	Can opener, electric	ea.	Dec/70	163.6	170.4	177.2	
0122 .05	Iron, steam and dry	ea.		139.6	146.6	145.8	
0123 .13	Shaver, men's	ea.		147.6	153.0	153.0	
0127 .08	Range hood	ea.	Dec/67	177.2	181.3	181.3	
1245	Electric lamps			260.5	257.3	257.3	
0111 .08	Floor lamp, with shade	ea.		239.4	(3)	(3)	
125	Home electronic equipment			91.1	91.3	91.0	
1251	Radio receivers			102.0	102.1	101.9	
02	Home radios		Jun/80	98.0	98.1	97.7	
0202 .99	Radio combinations, port & table		Jun/80	94.1	95.1	95.4	
03	Car radios		Jun/80	100.0	100.0	100.0	
1252	Television receivers			88.4	88.5	87.9	
02	Color TV receivers		Jun/80	98.1	98.3	98.0	
0201 .99	Color console TV receiver			84.1	83.9	(3)	
0202 .99	Color TV, table & port, over 10"-17"		Jun/80	95.1	95.0	95.4	
0203 .99	Color TV, table & port, over 17"		Jun/80	97.2	97.5	97.9	
1253	Other home electronic equipment			91.1	92.3	93.1	
02	Phonographs, ex. mechanical		Jun/80	101.2	99.8	103.5	
0202 .99	Elec. phonograph, not coin op., mono		Jun/80	103.7	99.3	103.0	
03	Tape recorders & players		Jun/80	101.3	102.5	102.5	
0302 .99	Audio tape recorder, cassette		Dec/70	76.3	77.4	(3)	
05	Speakers (inc. loudspeaker systems)		Jun/80	104.8	106.8	106.9	
0501 .99	Loudspeakers, bookshelf		Jun/80	103.2	103.9	105.4	
0502 .99	Loudspeakers, floor standing		Jun/80	111.9	113.5	113.5	
0504 .99	Loudspeakers, sold separately		Jun/80	101.9	(3)	104.1	
0505 .99	Microphones		Jun/80	107.8	111.4	111.4	
0507 .99	Public address systems		Jun/80	100.3	102.3	102.3	
126	Other household durable goods			278.9	276.2	277.6	
1261	Dinnerware			266.8	271.2	275.3	
0101 .02	Vitreous china, plate, cup, saucer	doz.		327.6	327.8	336.6	
0111 .04	Earthenware, plate, cup, saucer	doz.		299.5	310.6	310.6	
1262	Household glassware			372.5	372.5	372.5	
1264	Household flatware			457.4	424.2	424.1	
0111 .04	Sterling, 6 piece	setting		819.4	670.0	659.4	
1265	Mirrors						
0101 .05	Mirror, plate glass	ea.		183.8	183.8	188.9	

See footnotes at end of table.

Table 6. Continued—Producer prices and price indexes for commodity groupings and individual items

(1987 = 100 unless otherwise indicated)

Commodity code 1/	Commodity	Unit	Other index base	Index			Price
				Jan. 1981 2/	Apr. 1981 2/	May 1981 2/	May 1981
1266	Lawnmowers			219.3	218.5	219.8	
0121 .26	Rotary, hand propelled	ea.		220.4	214.1	(3)	
0122 .22	Rotary, self propelled	ea.		204.4	214.1	216.3	
1267	Cutlery			220.7	223.9	224.0	
0101 .06	Razor blades	1000		217.5	222.7	222.7	
0111 .03	Kitchen knife	doz.		262.8	258.4	259.5	
0131	Household scissors	ea.	Dec/73	187.9	187.9	187.9	
1268	Metal household containers						
0101 .06	Saucepan, aluminum	ea.		232.5	232.5	232.5	
13	Nonmetallic mineral products			296.6	310.2	311.7	
131	Glass						
1311	Flat glass			203.9	208.1	208.1	
05	Sheet, plate, and float glass		Dec/80	100.7	105.9	105.9	
0502 .99	.108 inch through .134 inch		Dec/80	101.2	101.9	101.9	
0503 .99	.135 inch through .199 inch		Dec/80	101.0	109.7	109.7	
0504 .99	.200 inch through .240 inch		Dec/80	100.3	100.7	100.7	
07	Other flat glass		Dec/80	100.7	101.5	101.5	
0702 .99	Other flat glass		Dec/80	101.9	113.4	(3)	
132	Concrete ingredients			290.0	296.4	297.2	
1321	Sand, gravel, and crushed stone			254.9	262.4	263.5	
0101 .21	Sand, construction	ton		272.7	279.9	280.5	\$3.910
0111 .19	Gravel, for concrete	ton		267.2	274.0	274.0	4.798
0121 .07	Crushed stone, for concrete	ton		243.0	250.9	252.7	4.210
1322	Cement						
0131 .17	Portland	ton		324.3	328.9	329.1	
133	Concrete products			286.2	289.5	290.7	
1331	Building block			263.4	266.6	270.6	
0101 .09	Heavyweight aggregate	ea.		255.1	250.2	250.2	.501
0102 .08	Lightweight aggregate	ea.		269.0	277.4	283.8	.590
1332	Concrete pipe			257.3	257.1	258.4	
0101 .99	Storm sewer pipe, reinforced			261.8	261.3	264.1	
0102 .99	Storm sewer pipe, non-reinforced		Jun/80	102.4	102.4	102.4	
0105 .99	Sanitary sewer pipe, reinforced		Jun/80	100.0	100.0	100.0	
1333	Ready-mixed concrete						
0101 .20	5 - 5 1/2 sack mix	cu. yd.		296.3	299.7	300.5	
1334	Precast concrete products						
0101 .99	Burial vaults and boxes		Jun/80	105.1	105.9	106.0	
0102 .99	Concrete silo staves		Jun/80	105.9	105.9	105.9	
0103 .99	Concrete septic tanks		Jun/80	108.5	107.6	(3)	
0104 .99	Other precast concrete products		Jun/80	104.9	105.9	105.9	
			Jun/80	101.8	(3)	105.0	
1335	Prestressed concrete products						
0101 .99	Prestressed single and double tees		Jun/80	101.1	104.6	104.7	
0102 .99	Prestressed concrete bridge beams		Jun/80	100.6	112.5	112.5	
			Jun/80	102.3	103.3	(3)	
134	Structural clay products, exc. refractor			239.5	245.6	249.6	
1341	Building brick						
0101 .19	Building brick	1000		290.2	301.1	302.2	105.847
1344	Clay tile						
0131 .09	Wall tile, glazed, standard grade	sq. ft.		187.8	187.8	191.2	
				170.1	170.1	173.4	
1345	Clay sewer pipe						
0101 .07	Sewer pipe, vitrified clay	ft.		200.2	204.3	218.1	2.055
135	Refractories			282.6	297.3	304.2	
1352	Refractories, clay						
0101 .13	Fireclay brick	1000	Dec/74	182.5	194.8	195.6	
0111 .12	Superduty fireclay brick	1000		304.4	323.9	323.9	538.611
0121 .18	Ladle brick	1000		313.4	334.0	334.5	812.411
0131 .12	High alumina brick	1000		233.1	233.3	236.8	393.570
0151	Castable refractories	ton	Dec/74	338.5	370.1	371.3	
				161.4	177.7	178.1	297.586
1353	Refractories, non clay						
0101 .01	Magnesite brick	1000	Dec/74	171.6	177.9	185.4	
0111 .01	Magnesite-chrome brick	1000	Dec/74	(3)	165.0	169.8	2238.750
0131 .01	Basic ramming mixes	ton	Dec/74	178.9	185.6	191.7	2968.750
				(3)	179.2	183.3	
136	Asphalt roofing			394.8	416.3	412.4	
1361	Prepared asphalt roofing						
0102 .08	Shingles, strip	sq.		362.3	367.2	358.1	
0111 .10	Roll roofing, smooth surfaced	sq.		348.6	351.8	342.4	20.219
0112 .06	Roll roofing, mineral surfaced	sq.		468.0	483.8	476.5	6.902
				397.9	412.8	405.0	9.242
1362	Other asphalt roofing			505.9	583.7	597.8	
137	Gypsum products			259.6	256.8	261.1	
1371	Wallboard						
0111 .04	Wallboard	1000 sq.ft.		223.9	219.4	222.4	76.394
138	Glass containers			311.4	326.0	334.5	

See footnotes at end of table.

Table 6. Continued—Producer prices and price indexes for commodity groupings and individual items

(1967 = 100 unless otherwise indicated)

Commodity code 1/	Commodity	Unit	Other index base	Index			Price
				Jan. 1981 2/	Apr. 1981 2/	May 1981 2/	May 1981
1381	Glass containers						
0101 .01	Food container, wide mouth	gross		324.9	350.2	350.2	
0111	Food container, narrow neck	gross		336.0	362.9	362.9	
0121 .03	Beer bottle, nonreturnable	gross		253.8	254.6	270.4	
0131 .03	Liquor bottle	gross		336.0	351.8	361.2	
0161	Beverage bottle, returnable	gross		313.4	329.8	338.5	
139	Other nonmetallic minerals			418.7	479.9	477.6	
1391	Building lime			316.5	333.8	334.9	
0101 .09	Hydrated, masons	ton		339.2	348.7	348.7	\$67.688
0102 .04	Hydrated, finishing	ton		299.6	322.3	324.2	86.073
1392	Insulation materials			300.0	(3)	(3)	
0101 .04	Mineral wool, batts	1000sq. ft.		300.1	(3)	(3)	
0102 .05	Mineral wool, blowing	1000 sq. ft.		294.3	(3)	(3)	
1394	Bituminous paving materials			523.5	616.9	610.7	
0101	Asphalt, paving	ton		678.7	846.1	832.9	
0111 .12	Asphalt paving mixture	ton		329.1	(3)	343.9	
14	Transportation equipment		Dec/68	227.4	231.5	233.2	
141	Motor vehicles and equipment			229.0	233.2	235.3	
1411	Motor vehicles			209.8	212.7	215.4	
01	Passenger cars			199.6	202.0	204.5	
02	Motor trucks			251.2	255.7	259.3	
0271 .13	10,000 lbs. gw and under	each		242.0	246.5	248.7	
0281 .09	10,001 lbs. gw and over	each		265.5	270.2	275.8	
04	Motorcycles		Dec/72	148.9	150.6	150.6	
1412	Motor vehicle parts			304.2	313.5	313.8	
1414	Truck trailers			102.3	103.9	104.5	
01	Vans, over 10,000 lbs.		Jun/80	103.1	104.4	104.9	
0101 .99	Closed top vans, insul. & semi-ins.		Jun/80	103.8	104.9	104.9	
0103 .99	Drop frame vans, except livestock		Jun/80	100.7	100.1	100.1	
0104 .99	Other closed top vans		Jun/80	101.3	103.1	103.6	
0105 .99	Open top vans		Jun/80	102.1	103.4	104.0	
02	Tanks, over 10,000 lbs.		Jun/80	97.8	99.0	100.5	
0201 .99	Tanks for flammable liquids		Jun/80	101.5	102.0	103.1	
03	Other trailers and chassis, over 10,000 lb		Jun/80	102.2	106.3	107.1	
0301 .99	Bulk commodity trailers		Jun/80	102.2	103.9	104.3	
0303 .99	Platform trailers		Jun/80	101.4	106.6	107.5	
0304 .99	Low-bed heavy haulers		Jun/80	100.3	103.7	106.7	
142	Aircraft						
1421	Fixed wing						
11	Fixed wing, utility		Dec/68	273.3	275.7	275.7	
144	Railroad equipment			332.5	341.8	337.1	
15	Miscellaneous products			264.3	265.5	266.1	
151	Toys, sport. goods, small arms, amunitio			208.4	211.7	212.3	
1511	Toys, games, and children's vehicles			209.0	213.1	213.5	
0102 .03	Non-powered transportation toy	dozen	Dec/77	132.8	139.1	139.1	
0104 .01	Sports oriented games		Dec/77	118.8	115.7	115.7	
0122 .02	Toy gun	dozen	Dec/77	119.2	134.6	134.6	
0135 .07	Game, board	doz.		179.6	192.0	192.0	
0143 .04	Preschool toy	dozen	Dec/77	148.4	145.0	146.2	
0161 .29	Doll	ea.		177.1	173.1	173.1	
0165 .17	Stuffed toy	doz.		162.5	(3)	167.1	
0172 .20	Stroller	ea.		163.0	166.3	168.4	
0191 .04	Children's riding vehicles	ea.	Dec/73	239.6	237.4	237.4	
1512	Sporting and athletic goods			194.8	196.2	197.0	
0121 .01	Golf ball	doz.		87.6	87.6	87.6	
0131 .08	Golf club, iron	ea.		123.6	123.2	123.2	
0132 .10	Golf club, wood	ea.		125.9	125.6	125.6	
0141 .09	Baseball glove	ea.		191.5	191.5	194.8	
0151 .06	Football	ea.		195.5	192.0	(3)	
0171 .02	Bowling ball	ea.		158.8	159.4	161.5	
0181 .10	Bicycle	ea.		242.0	248.2	248.2	
1513	Small arms and ammunition			249.7	254.6	254.6	
01	Small arms			256.1	257.6	257.7	
0102 .07	Revolver	ea.		295.5	302.5	302.5	
0106 .02	Rifle, repeating, center fire	ea.		247.3	252.4	252.4	162.963
0107 .06	Rifle, repeating, rim fire	ea.		206.3	197.5	197.5	53.306
0108 .04	Rifle, single shot, rim fire	ea.		289.0	(3)	296.2	
0111 .04	Shot gun	ea.		249.2	249.0	249.0	149.546
02	Small arms ammunition			243.9	252.1	252.1	
0222 .02	Revolver cartridge, .38 special	1000		265.6	272.3	272.3	142.184
0231 .02	Rifle cartridge, center fire	1000		246.0	256.7	256.7	339.862
0232 .02	Rifle cartridge, rim fire	1000		244.8	251.6	251.6	22.760
0241 .03	Shot gun shell	1000		237.8	244.0	244.0	158.179
152	Tobacco products			254.8	268.4	268.4	
1521	Cigarettes			263.0	277.5	277.5	
0102 .01	Filter tip, king size	1000		257.0	272.8	272.8	14.175

See footnotes at end of table.

Table 6. Continued—Producer prices and price indexes for commodity groupings and individual items

(1987 = 100 unless otherwise indicated)

Commodity code 1/	Commodity	Unit	Other index base	Index			Price
				Jan. 1981 2/	Apr. 1981 2/	May 1981 2/	May 1981
1522	Cigars			164.8	165.3	165.3	
0101 .09	Low priced	1000		176.5	176.7	176.7	
0102 .02	Popular priced	1000		177.7	177.7	177.7	
0103 .03	Medium priced	1000		146.7	151.1	151.1	
0104 .02	High priced	1000		(3)	160.8	(3)	
1523	Other tobacco products			298.8	320.8	320.8	
0101 .02	Smoking tobacco, 1 1/2 oz. package	doz.		272.5	(3)	296.4	\$4.889
0111	Plug chewing tobacco	lb.		333.5	352.1	352.1	5.005
0121 .01	Snuff, 1 1/4 oz. package	1/2 gross		304.2	(3)	321.4	29.074
153	Notions			227.2	248.4	248.4	
1531	Buttons and button blanks			209.2	211.8	211.8	
1532	Pin fasteners and similar notions			229.0	253.2	253.2	
0111 .05	Safety pin	doz.	Dec/72	319.2	335.0	335.0	
0121 .07	Aluminum zipper	ea.	Dec/75	147.7	166.9	166.9	
154	Photographic equipment and supplies			207.4	211.6	212.9	
1541	Photographic equipment			124.6	130.0	130.2	
1542	Photographic supplies			270.2	272.5	274.9	
1551	Mobile homes		Dec/74	153.0	155.2	155.3	
0111 .35	Mobile homes, single		Dec/74	153.3	155.6	(3)	
0113 .18	Mobile homes, double		Dec/74	(3)	(3)	(3)	
156	Personal aid equipment						
156101	Electronic hearing aids		Jun/78	108.5	112.6	113.6	
0101 .03	Eye-glass type	each	Jun/78	104.1	111.1	111.7	
0103 .05	Behind-the-ear type	each	Jun/78	106.2	109.9	110.7	
0105 .02	In-the-ear type	each	Jun/78	112.5	116.4	117.7	
157	Industrial safety equipment		Jun/78	120.2	123.0	122.8	
157101	Respiratory protective equipment		Jun/78	129.2	132.8	132.8	
0101 .01	Respirator, air purifier type	each	Jun/78	122.2	124.7	124.7	
0103 .03	Respirator, supplied air type	each	Jun/78	131.7	136.2	136.2	
0105 .03	Self-contained breathing apparatus	each	Jun/78	147.6	153.6	153.6	
02	Eye and face protective equipment		Jun/78	117.4	119.6	119.9	
0201 .02	Safety glasses, clear, less sideshields	pair	Jun/78	119.8	119.8	119.8	
0202 .01	Goggles, industrial safety	each	Jun/78	111.9	114.0	114.0	
0203 .04	Face shield	each	Jun/78	115.8	119.5	119.5	
0204 .01	Welder's helmet	each	Jun/78	120.0	123.6	124.6	
0205 .01	Emergency eye wash and shower	each	Jun/78	114.4	116.8	116.8	
03	Hearing protective equipment		Jun/78	113.6	116.0	116.0	
0301 .02	Hearing protector, ear muff type	each	Jun/78	116.8	117.5	117.5	
0303	Hearing protector, plug type	pair	Jun/78	110.4	114.5	114.5	
04	Guards, mechanical power press		Jun/78	115.3	117.3	115.8	
0401 .04	Brake monitor	each	Jun/78	114.5	(3)	(3)	
0402 .02	Brake performance tester	each	Jun/78	112.5	(3)	(3)	
0403 .02	Light curtains	each	Jun/78	113.9	115.2	109.5	
0404 .02	Vertical moving gate	each	Jun/78	114.6	122.4	122.4	
0406 .01	Pull-back type	each	Jun/78	118.0	(3)	(3)	
0411 .01	Miscellaneous types, power press guards	each	Jun/78	119.2	119.2	121.2	
05	Protective clothing		Jun/78	130.9	134.8	135.4	
0501 .01	Safety cap or hat	each	Jun/78	117.1	119.7	119.7	
0503 .01	Welder's gloves, leather	pair	Jun/78	144.8	149.9	151.0	
06	First aid kits		Jun/78	122.1	127.7	127.7	
0601 .01	First aid kit	each	Jun/78	122.1	127.7	127.7	
07	Alarms, electronic		Jun/78	108.4	112.1	112.1	
0701 .02	Back-up alarm, electronic, automatic	each	Jun/78	108.4	112.1	112.1	
159	Other miscellaneous products			363.3	347.8	348.4	
1591	Caskets			194.6	199.0	199.4	
0102 .07	Cloth-covered wood casket	ea.	Dec/68	175.7	183.1	183.1	
0103 .06	Hardwood casket	ea.	Dec/68	241.8	245.8	245.8	
0104 .07	Steel, other than stainless casket	ea.	Dec/68	179.9	183.8	184.3	
1592	Matches			207.7	211.5	211.6	
1593	Musical instruments			206.3	208.0	208.4	
0104 .01	Electric guitar	each	Dec/78	111.5	(3)	(3)	
0106	Drum set	each	Dec/78	119.0	121.7	(3)	
0107 .04	Piano, over 37"	each	Dec/78	121.9	120.6	121.8	
0109 .25	Organ, excluding pipe organ	ea.	Dec/78	171.1	173.6	173.6	
1594	Jewelry and jewelry products		Dec/78	176.6	164.0	164.4	
02	Jewelry, platinum and karat gold		Dec/78	210.9	191.3	191.8	
0201 .03	Ring, ladies' high fashion	each	Dec/78	191.3	171.6	171.8	
0203 .02	Ring, engagement, ladies', 14k gold	each	Dec/78	177.7	158.2	158.3	
0205 .02	Ring, wedding, gold	each	Dec/78	282.5	254.8	254.8	
0207 .03	Earrings, ladies', 14 karat gold	pair	Dec/78	196.4	183.6	185.1	
03	Other precious metal jewelry		Dec/78	173.9	162.8	162.0	
0301 .03	Ring, sterling, ladies' and men's	various	Dec/78	225.8	206.4	195.7	
0303 .02	Bracelet, ladies', gold filled	each	Dec/78	142.5	136.5	141.6	
04	Costume jewelry		Dec/78	113.9	118.3	118.3	
0401 .01	Ring, ladies', costume	various	Dec/78	95.3	95.2	95.2	
0402 .02	Earrings, ladies', costume	various	Dec/78	(3)	109.9	109.9	
0403 .02	Earrings, children's, costume	doz. pair	Dec/78	116.1	132.3	132.3	
0404 .01	Necklace, ladies', costume	various	Dec/78	(3)	110.7	110.7	
0405 .02	Neckchain, men's, costume	dozen	Dec/78	137.4	137.4	137.4	
0409 .01	Watchband, metal, men's and women's	each	Dec/78	143.3	145.4	145.4	
05	Jeweler's materials and findings		Dec/78	212.8	186.4	189.2	
0501 .02	Setting, 14 karat gold	various	Dec/78	225.8	191.7	195.5	
0503 .03	Findings, gold filled	various	Dec/78	183.7	174.7	175.1	
06	Diamonds and lapidary work		Dec/78	114.8	111.9	110.8	
0601	Diamond, .25 carat	each	Dec/78	114.8	111.9	110.8	

See footnotes at end of table.

Table 6. Continued—Producer prices and price indexes for commodity groupings and individual items

(1987 = 100 unless otherwise indicated)

Commodity code 1/	Commodity	Unit	Other index base	Index			Price
				Jan. 1981 2/	Apr. 1981 2/	May 1981 2/	May 1981
1595	Pens and pencils			174.8	175.5	175.5	
0124 .02	Mechanical pencil	doz.		138.5	138.4	138.4	
0125 .02	Black lead pencil	gross		199.7	204.7	204.7	
1596	Watches and clocks			190.8	187.9	187.9	
0132 .13	Wrist watch, women's, imported movement	ea.		214.7	210.0	(3)	
0133 .09	Wrist watch, men's, imported movement	ea.		171.2	166.3	(3)	
1597	Brushes			201.6	204.5	205.0	
0141 .08	Paint brush	doz.		207.2	216.9	216.9	
02	Personal brushes			146.9	145.8	145.8	
0245 .05	Toothbrush	doz.		147.2	151.9	151.9	
0246 .02	Hairbrush	doz.		147.0	139.4	139.4	
03	Household maintenance brushes			251.0	252.3	252.3	
0351 .03	Scrub	doz.		272.7	272.7	272.7	
0352 .01	Bowl, twisted-in-wire	doz.		225.8	228.6	228.6	
04	Industrial brushes			225.9	225.9	228.1	
0455 .07	Floor sweep (pushbroom)	doz.		208.2	208.2	208.2	
0456 .02	Power driven, wire wheel	ea.		244.3	244.3	249.4	
1599	Fire extinguishers			200.3	208.9	208.9	
0173 .10	Pressurized dry chemicals type, hand	ea.		186.3	192.8	192.8	

¹ Indexes with a commodity point code of .99 are calculated by a revised methodology. See "Technical Note on Data from the Producer Price Index Revision" at the back of this publication.

² Data for January 1981 have been revised to reflect the availability of late reports and corrections by respondents. All data are subject to revision 4 months after original publication. Data are not seasonally adjusted.

³ Not available.

⁴ Regional price indexes for bituminous coal, industrial sizes, contract are presented in table 8.

⁵ Prices for all items in this grouping are lagged 1 month.

⁶ Regional refined petroleum product prices and price indexes are

presented in table 7.

⁷ Prices for some items in this grouping are lagged 1 month.

N.E.C.=Not elsewhere classified.

NOTE: Titles of some commodities are not shown in this table because they fail to meet our publication criteria.

Because of a correction for January 1981 revised data implemented after the release of data for May 1981, January 1981 figures reported in the May 1981 News Release may be incorrect. The January 1981 revised data in this table are correct.

Table 7. Producer prices and price indexes for refined petroleum products by region

(Price per gallon; July 1975 = 100 unless otherwise indicated)

Commodity code	Commodity and region	Other index base	Index			Price May 1981
			Jan. 1981 1/	Apr. 1981 1/	May 1981 1/	
0571	Gasoline	1967	658.2	752.0	747.6	
02	Regular	Feb/73	607.5	694.6	690.2	
0201 .06	Dealer tank-wagon to retail outlets	Feb/73	551.5	630.2	625.5	\$1.106
01	New England		271.3	310.2	308.4	1.128
02	Middle Atlantic		271.9	312.1	308.9	1.118
03	South Atlantic		274.6	315.2	312.4	1.112
04	East North Central		273.0	313.0	309.1	1.119
05	West South Central		282.7	323.4	322.0	1.089
06	East South Central		275.3	316.4	310.8	1.098
07	West North Central		273.8	314.4	310.8	1.109
08	Mountain		277.1	312.5	312.6	1.094
09.01	Pacific		268.5	300.5	303.0	1.077
0202 .07	Sales to jobbers	Feb/73	695.6	796.3	791.3	1.063
01	New England		295.0	341.3	340.3	1.091
02	Middle Atlantic		296.8	340.0	337.7	1.066
03	South Atlantic		296.2	341.4	339.2	1.068
04	East North Central		295.3	339.0	335.1	1.071
05	West South Central		297.4	337.9	336.7	1.066
06	East South Central		296.2	340.3	337.4	1.071
07	West North Central		295.0	339.4	335.4	1.062
08	Mountain		285.6	324.2	325.4	1.058
09.01	Pacific		290.6	323.4	326.1	1.036
0203 .07	Commercial consumers	Feb/73	640.8	731.9	729.8	1.099
01.01	New England		285.8	329.1	329.1	1.134
02.01	Middle Atlantic		294.5	339.3	336.9	1.130
03.01	South Atlantic		289.3	334.8	333.2	1.118
04.01	East North Central		274.8	317.4	316.1	1.126
05.01	West South Central		281.4	319.3	316.3	1.058
06.01	East South Central		280.1	309.3	316.2	1.099
07.01	West North Central		266.0	307.5	304.4	1.110
08.01	Mountain		274.5	303.2	305.1	1.098
09.01	Pacific		276.4	309.3	311.6	1.088
03	Premium	Feb/73	533.0	606.7	604.5	
0301 .06	Dealer tank-wagon to retail outlets	Feb/73	494.5	563.6	562.1	1.176
01	New England		273.4	315.6	315.8	1.212
02	Middle Atlantic		271.0	312.6	310.6	1.212
03	South Atlantic		272.5	309.5	(3)	(3)
04	East North Central	2/	263.4	300.5	298.8	1.178
05	West South Central	2/	266.6	318.8	317.8	1.171
06	East South Central	2/	265.4	295.2	(3)	(3)
07	West North Central	2/	263.3	301.7	(3)	(3)
08	Mountain		262.7	295.2	296.9	1.182
09	Pacific		264.6	295.1	296.4	1.147
0302 .07	Sales to jobbers	Feb/73	612.9	702.1	694.0	1.133
01	New England		288.9	329.9	(3)	(3)
02	Middle Atlantic		293.7	334.1	(3)	(3)
03	South Atlantic		290.6	334.7	(3)	(3)
04	East North Central	2/	297.7	(3)	(3)	(3)
05	West South Central	2/	290.6	335.2	(3)	(3)
06	East South Central	2/	287.3	328.4	(3)	(3)
07	West North Central	2/	279.6	(3)	(3)	(3)
08	Mountain	2/	291.4	330.9	330.7	1.147
09.01	Pacific		286.6	326.1	329.0	1.117
0303 .08	Commercial consumers	Feb/73	646.0	710.6	723.8	1.218
01.01	New England		310.3	347.5	(3)	(3)
02.01	Middle Atlantic	2/	308.4	348.6	(3)	(3)
03.01	South Atlantic	2/	315.3	332.7	(3)	(3)
04.01	East North Central	2/	335.7	338.0	(3)	(3)
05	West South Central	2/	305.4	345.5	343.1	1.373
06	East South Central	2/	282.9	(3)	(3)	(3)
07	West North Central	2/	(3)	(3)	(3)	(3)
08.01	Mountain	2/	289.3	(3)	313.0	1.167
09.01	Pacific		276.2	312.2	309.6	1.146
04	Unleaded gasoline	Jun/77	231.7	264.9	263.4	
0401	Dealer tank-wagon to retail outlets	Jun/77	226.3	257.7	256.5	1.152
01	New England	Jun/77	226.9	259.7	258.5	1.171
02	Middle Atlantic	Jun/77	227.0	259.9	258.0	1.162
03	South Atlantic	Jun/77	227.2	260.3	259.0	1.161
04	East North Central	Jun/77	223.3	255.2	252.0	1.169
05	West South Central	Jun/77	227.1	259.7	259.9	1.151
06	East South Central	Jun/77	226.2	258.8	256.2	1.156
07	West North Central	Jun/77	222.4	254.4	251.8	1.166
08	Mountain	Jun/77	225.9	252.1	252.9	1.138
09	Pacific	Jun/77	228.0	255.8	256.7	1.119
0402 .01	Sales to jobbers	Jun/77	237.3	272.9	271.2	1.110
01	New England	Jun/77	238.3	272.6	272.0	1.124
02	Middle Atlantic	Jun/77	240.1	275.0	273.5	1.115
03	South Atlantic	Jun/77	239.2	276.5	273.7	1.111
04	East North Central	Jun/77	235.9	273.6	270.5	1.120
05	West South Central	Jun/77	235.2	269.7	271.4	1.105
06	East South Central	Jun/77	238.2	274.4	271.1	1.112
07	West North Central	Jun/77	237.5	272.3	269.4	1.109
08	Mountain	Jun/77	236.5	267.7	269.0	1.104
09	Pacific	Jun/77	234.7	264.9	265.5	1.078
0403 .01	Commercial consumers	Jun/77	236.5	269.0	265.3	1.114
01	New England	Jun/77	242.7	276.0	275.3	1.174
02	Middle Atlantic	Jun/77	235.3	278.2	274.4	1.165
03	South Atlantic	Jun/77	240.5	272.3	270.3	1.145
04	East North Central	Jun/77	240.1	276.8	273.1	1.151
05	West South Central	Jun/77	234.2	261.6	258.5	1.056
06	East South Central	Jun/77	233.6	263.9	263.8	1.136
07	West North Central	Jun/77	229.4	268.6	261.1	1.100
08	Mountain	Jun/77	226.9	254.6	252.7	1.123
09	Pacific	Jun/77	236.1	264.3	255.4	1.068

See footnotes at end of table.

Table 7. Continued—Producer prices and price indexes for refined petroleum products by region

(Price per gallon; July 1975 = 100 unless otherwise indicated)

Commodity code	Commodity and region	Other index base	Index			Price
			Jan. 1981 ^{1/}	Apr. 1981 ^{1/}	May 1981 ^{1/}	May 1981
0572	Light distillates	1967	932.1	1079.6	1083.1	
0201 .07	Kerosene to resellers	Feb/73	738.9	867.6	863.0	1.097
01	New England		300.8	363.9	362.7	1.136
02	Middle Atlantic		309.5	364.1	360.8	1.105
03	South Atlantic		317.0	373.3	370.6	1.106
04	East North Central		325.7	379.3	378.4	1.106
05	East South Central		322.1	372.1	373.2	1.078
06	West South Central		330.2	377.8	377.6	1.061
07	West North Central		310.7	364.9	361.4	1.044
08	Mountain		299.8	342.2	338.4	1.006
09.01	Pacific		294.2	313.7	317.3	.996
0301 .07	Commercial jet fuel, kerosene base	Feb/73	783.6	904.3	909.3	1.066
01	New England		333.9	378.5	382.2	1.101
02	Middle Atlantic		334.2	391.7	395.4	1.078
03	South Atlantic		342.8	402.4	405.8	1.080
04	East North Central		306.4	359.7	360.3	1.069
05	East South Central		358.7	417.5	410.5	1.038
06	West South Central		322.5	370.7	372.9	1.087
07	West North Central		333.0	378.7	383.7	1.076
08	Mountain		327.0	370.3	365.1	1.058
09	Pacific		331.4	375.3	378.7	1.053
0573	Middle distillates	1967	935.4	1105.2	1091.5	
0201 .07	Fuel oil no. 2 to resellers	Feb/73	760.2	903.9	889.0	1.029
01	New England		305.5	365.7	357.9	1.037
02	Middle Atlantic		307.5	366.0	360.4	1.044
03	South Atlantic		306.8	368.4	363.4	1.045
04	East North Central		316.9	376.1	368.3	1.026
05	East South Central		316.9	372.3	360.6	.996
06	West South Central		312.3	368.2	367.4	1.037
07	West North Central		313.5	369.1	365.4	1.013
08	Mountain		302.2	354.1	352.0	.994
09.01	Pacific		290.3	331.0	331.4	.934
0301 .08	Diesel to commercial consumers	Feb/73	743.6	870.2	864.9	1.032
01.01	New England		296.9	370.9	358.5	1.080
02.01	Middle Atlantic		302.3	359.8	354.7	1.085
03.01	South Atlantic		305.8	365.9	362.1	1.063
04.01	East North Central		301.8	360.5	354.9	1.055
05.01	East South Central		284.4	335.6	333.8	1.031
06.01	West South Central		298.9	356.3	354.6	1.049
07.01	West North Central		306.3	367.8	363.6	1.058
08.01	Mountain		308.4	356.1	358.1	1.021
09.01	Pacific		280.7	307.2	311.2	.956
0574	Residual fuels	1967	1207.9	1315.2	1316.3	
0401	Containing 0.3% or less sulfur	Dec/80	104.4	109.1	112.9	1.007
02	Middle Atlantic		(3)	(3)	(3)	(3)
04	East North Central		(3)	(3)	(3)	(3)
05	West South Central		(3)	(3)	(3)	(3)
07	West North Central		(3)	(3)	(3)	(3)
08	Mountain		(3)	(3)	(3)	(3)
09	Pacific		(3)	(3)	(3)	(3)
0501	Containing 0.31 to 1.0% sulfur	Dec/80	106.1	117.9	115.4	.757
02	Middle Atlantic		(3)	(3)	(3)	(3)
03	South Atlantic		(3)	(3)	(3)	(3)
04	East North Central		(3)	(3)	(3)	(3)
05	West South Central		(3)	(3)	(3)	(3)
06	East South Central		(3)	(3)	(3)	(3)
07	West North Central		(3)	(3)	(3)	(3)
08	Mountain		(3)	(3)	(3)	(3)
09	Pacific		(3)	(3)	(3)	(3)
0601	Containing more than 1% sulfur	Dec/80	101.4	111.5	111.0	.663
02	Middle Atlantic		(3)	(3)	(3)	(3)
03	South Atlantic		(3)	(3)	(3)	(3)
04	East North Central		117.9	126.5	(3)	(3)
05	West South Central		(3)	107.5	111.3	.661
06	East South Central		(3)	(3)	(3)	(3)
07	West North Central		(3)	(3)	(3)	(3)
08	Mountain		(3)	106.0	101.0	.494
09	Pacific		108.1	116.2	113.0	.634

¹ Data for January 1981 have been revised to reflect the availability of late reports and corrections by respondents. All data are subject to revision 4 months after original publication. All prices are lagged 1 month. Data are not seasonally adjusted.

² Caution should be used in interpreting month-to-month changes because of low response rates, which ranged from 30 to 60 percent for these indexes.

³ Not available.

Table 8. Producer price indexes for bituminous coal by region

(June 1976 = 100)

Code	Commodity and region	Index			Code	Commodity and region	Index		
		Jan. 1981 ¹	Apr. 1981 ¹	May 1981 ¹			Jan. 1981 ¹	Apr. 1981 ¹	May 1981 ¹
0512 03	Bituminous, industrial				0302	Manufacturing	120.2	122.1	123.1
	sizes contract	135.6	138.1	138.3	02	South Appalachia	(²)	(²)	(²)
0301	Steam electric utility	165.4	170.0	170.3	03	Midwest	123.0	123.4	123.3
01	North Appalachia	161.9	166.5	166.0	04	West	156.4	(²)	177.2
02	South Appalachia	167.9	171.0	172.0	0303	Metallurgical, high volatile	99.0	98.9	98.9
03	Midwest	170.3	171.8	171.1	02	South Appalachia	98.4	98.0	98.0
04	West	155.7	172.5	177.3	03	Midwest	(²)	(²)	(²)

¹ Data for January 1981 have been revised to reflect the availability of late reports and corrections by respondents. All data are subject to revision 4 months after original publication. Data are not seasonally adjusted.

² Not available.

NOTE: These indexes are designed to measure changes in the price of coal sold in contract sales transactions (excluding captive production) in various domestic mining regions. Prices are reported by coal operators or sales agents, f.o.b. mine, per net short ton.

Table 9. Producer price indexes for special commodity groupings¹

(1987 = 100 unless otherwise indicated)

COMMODITY GROUPING	1980		1981		
	ANNUAL AVERAGE	MAY	JAN. 2/	APR. 2/	MAY 2/
All commodities except farm products.....	269.6	265.9	255.7	294.3	295.6
All foods.....	244.7	237.3	231.2	251.6	250.3
Processed foods.....	246.6	239.0	233.3	250.5	250.6
Industrial commodities less fuels and related products and power.....	243.5	240.6	234.7	261.4	262.6
Selected textile mill products (Dec. 1975=100).....	124.3	122.9	118.9	134.6	136.3
Hosiery.....	123.2	121.5	119.2	134.1	134.5
Underwear and nightwear.....	185.4	182.8	175.3	202.1	202.3
Chemicals and allied products, including synthetic rubber and synthetic fibers and yarns.....	250.7	252.8	236.3	276.0	278.7
Pharmaceutical preparations.....	167.1	165.9	159.2	184.0	185.7
Lumber and wood products, excluding millwork.....	304.0	282.0	308.6	310.1	310.6
Special metals and metal products.....	258.5	254.0	253.7	276.4	277.7
Fabricated metal products.....	258.2	256.8	247.2	277.3	278.7
Copper and copper products.....	222.0	212.2	227.7	207.5	207.1
Machinery and motive products.....	230.4	227.1	219.7	252.6	254.2
Machinery and equipment, except electrical.....	263.0	259.6	249.1	283.5	285.5
Agricultural machinery, including tractors.....	267.3	263.9	256.1	287.8	292.2
Metalworking machinery.....	299.4	296.8	281.9	325.7	327.1
Numerically controlled machine tools (Dec. 1971=100).....	225.6	226.9	213.1	236.1	237.7
Total tractors.....	287.3	282.9	273.0	315.6	321.5
Industrial valves.....	287.8	288.4	271.0	310.4	311.0
Industrial fittings.....	291.8	291.5	276.8	302.7	303.0
Construction materials.....	266.4	261.8	259.3	283.4	284.1
Agricultural machinery and equipment, less parts.....	261.2	258.0	250.0	281.7	285.5
Farm and garden tractors, less parts.....	268.8	264.7	256.0	288.5	296.8
Agricultural machinery excluding tractors, less parts.....	266.5	263.6	256.4	287.5	288.8

¹ These indexes are calculated by combining the indexes listed below by commodity code after each special commodity grouping (titles in table 6). The weights are those used for the comprehensive All Commodities Index.

² Data for January 1981 have been revised to reflect the availability of late reports and corrections by respondents. All data are subject to revision 4 months after original publication.

Because of a correction for January 1981 revised data implemented after the release of data for May 1981, January 1981 figures reported in the May 1981 News Release may be incorrect. The January 1981 revised data in this table are correct.

All commodities, less farm products: 02 through 15

All foods: 01-1, 01-7, and 02 less 02-61, 02-62, and 02-9

Processed foods: 02 less 02-61, 02-62, and 02-9

Industrial commodities, less fuels and power: 03, 04, and 06 through 15

Selected textile mill products: 03-27, 03-37-01-05, 03-37-01-07, 03-37-01-09, 03-37-01-11, 03-37-03-42, 03-4, 03-81-01-55, 03-81-01-72, 03-81-01-73, 03-81-02-39, 03-81-02-72, 03-81-02-74, 03-81-03-62, 03-81-03-64, 03-82-01, 03-92-02, 03-83-03-22, 03-83-03-42, and 12-31

Hosiery: 03-81-01-72, 03-81-01-73, 03-81-02-74, 03-81-03-64

Underwear and nightwear: 03-81-01-74, 03-81-01-75, 03-81-01-76, 03-81-01-77, 03-81-01-78, 03-81-02-74, 03-81-02-75, 03-81-02-78, and 03-81-03-62

Chemical and allied products, including synthetic rubber and synthetic fibers: 03-1, 06 less 06-4, and 07-11-02

Pharmaceutical preparations: 06-35 and 06-36

Lumber and wood products, excluding millwork and other wood products: 08-1 and 08-3

Special metals and metal products: 10, 11-1, and 14-1

Fabricated metal products: 10-3, 10-4, 10-5, 10-6, 10-7, and 10-8

Copper and copper products: 10-22-01-06, 10-22-01-08, 10-22-01-13, 10-23-01, 10-24-01-06, 10-25-02, and 10-26-01

Machinery and motive products: 11 and 14

Machinery and equipment, except electrical: 11-1, 11-2, 11-3, 11-4, 11-6, 11-9

Agricultural machinery, including tractors: 11-11, 11-12 less 11-11-51 and 11-12-51

Metalworking machinery: 11-32, 11-33-04, 11-37, and 11-38

Numerically controlled machine tools: 11-37-11-11, 11-37-11-12, 11-37-14-11 and 11-37-16

Total tractors: 11-11 and 11-28 less 11-11-51

Industrial valves: 11-49-01-01 through 11-49-01-06, 11-49-01-16 through 11-49-01-19, 11-49-01-21 through 11-49-01-27

Industrial fittings: 11-49-01-11 through 11-49-01-15

Agricultural machinery and equipment, less parts (old commodity code (11-1): 11-1 less 11-11-51 and 11-12-51

Farm and garden tractors, less parts (old commodity code (11-1): less 11-11-51

Agricultural machinery excluding tractors, less parts (old commodity code (11-12): 11-12 less 11-12-51

Construction materials: 06-21, 07-21, 08-11, 08-12-01-01, 08-12-01-02, 08-12-01-31, 08-12-01-71, 08-2, 08-3, 09-2, 10-13-02-39, 10-13-02-48, 10-13-02-55, 10-13-02-63, 10-13-02-69, 10-13-02-71, 10-13-02-89, 10-13-02-91, 10-15-01-31, 10-15-01-32, 10-15-01-33, 10-25-01-01, 10-25-01-03, 10-25-01-04, 10-25-01-05, 10-25-01-17, 10-25-01-18, 10-25-01-19, 10-25-01-21, 10-25-01-23, 10-25-02-51, 10-25-02-52, 10-25-19-93, 10-26-01-06, 10-26-01-07, 10-26-01-09, 10-26-01-11, 10-26-02-67, 10-26-02-71, 10-41-01, 10-5, 10-6, 10-71, 10-73-01-01, 10-73-01-06, 10-73-01-11, 10-73-01-12, 10-73-01-13, 10-73-01-14, 10-73-01-15, 10-73-01-55, 10-73-01-57, 10-74-01-01, 10-74-01-31, 10-74-01-81, 10-74-01-82, 10-74-01-87, 10-74-01-91, 10-74-01-95, 10-81-01-46, 10-83-01-01, 10-83-01-03, 10-83-01-05, 10-83-01-07, 10-83-01-09, 10-83-01-11, 10-83-01-21, 10-83-01-23, 10-83-01-31, 10-83-01-33, 10-83-01-35, 10-83-01-37, 10-83-01-41, 10-83-01-46, 10-83-01-48, 10-89-01-26, 10-89-01-33, 10-89-01-51, 11-42, 11-47, 11-49-01-02, 11-49-01-06, 11-49-01-12, 11-49-01-15, 11-71-01-01, 11-71-01-02, 11-71-01-03, 11-71-01-04, 11-71-02-65, 11-71-02-71, 11-71-02-73, 12-11-01-06, 12-32, 13-11-01-01, 13-11-02-07, 13-2, 13-3, 13-4, 13-6, 13-7, 13-91, 13-92, 13-93

Table 10. Producer price indexes: Changes in commodity specifications, May 1981

Commodity code	New specification	Old specification
There were no changes in commodity specifications.		

Table 11. Producer price indexes for the output of selected SIC industries

(1967 = 100 unless otherwise indicated)

1972 SIC code	Industry	Other Index base	INDEX				
			1980		1981		
			Ann. avg.	May	Jan. 1/	Apr. 1/	May 1/
Mining industries							
1011	Iron ore	12/75	152.9	152.6	155.8	168.1	168.1
1092	Mercury ores	12/75	331.2	337.5	297.9	354.1	347.9
1211	Bituminous coal and lignite		466.7	466.0	476.1	483.9	484.9
1311	Crude petroleum and natural gas		643.8	619.6	786.5	895.9	904.6
1442	Construction sand and gravel		252.7	249.3	270.1	277.3	277.7
1455	Kaolin and ball clay	06/76	136.0	136.6	137.1	137.1	137.1
Manufacturing industries							
2011	Meatpacking plants (2)		244.4	227.2	244.7	237.7	243.0
2013	Sausages and other prepared meat products		220.1	193.3	235.3	227.1	230.4
2016	Poultry dressing plants		191.9	164.7	201.9	186.7	196.2
2021	Creamery butter		258.5	253.7	273.6	273.4	273.4
2022	Cheese, natural and processed	12/72	204.4	201.9	215.9	218.1	218.0
2024	Ice cream and frozen desserts	12/72	193.3	192.1	210.1	211.4	212.4
2033	Canned fruits, vegetables, preserves, jams, and jellies		221.4	217.3	235.3	245.0	246.9
2034	Dried and dehydrated fruits, vegetables, and soup mixes	12/73	160.2	156.4	176.1	174.5	175.3
2041	Flour and other grain mill products	12/71	189.1	182.3	203.8	201.5	199.4
2044	Rice milling		243.4	254.5	289.6	300.9	300.3
2048	Prepared animal feeds (2)	12/75	124.2	116.9	132.6	128.8	130.2
2061	Cane sugar, except refining only		414.1	456.1	418.0	275.7	224.8
2063	Beet sugar		358.0	339.9	414.5	360.7	351.3
2067	Chewing gum		290.7	282.0	323.0	323.1	303.1
2074	Cottonseed oil mills		192.9	150.4	221.2	218.3	216.6
2075	Soybean oil mill products (2)		244.3	212.9	272.0	257.7	258.1
2077	Animal and marine fats and oils		290.2	262.9	310.8	301.7	304.3
2083	Malt		249.9	244.1	286.1	286.1	286.1
2085	Distilled liquor, except brandy	12/75	123.0	118.9	129.2	133.9	134.3
2091	Canned and cured fish and seafoods	12/73	174.0	173.1	187.3	187.8	187.4
2092	Fresh or frozen packaged fish and seafoods		366.9	360.0	374.9	394.9	379.7
2095	Roasted coffee	12/72	269.3	273.9	238.2	238.5	238.6
2098	Macaroni, spaghetti, vermicelli, and noodles		233.8	230.5	243.6	243.6	246.6
2111	Cigarettes		254.6	257.3	263.6	278.3	278.3
2121	Cigars		158.6	155.3	165.1	165.6	165.6
2131	Tobacco (chewing and smoking) and snuff		279.8	278.6	298.7	320.4	320.4
2211	Broad woven fabric mills, cotton (2)	12/72	215.8	212.9	227.9	235.2	236.3
2221	Wearing mills, synthetic	12/77	124.8	122.4	131.9	134.2	135.3
2251	Women's hosiery, except socks	12/75	106.3	105.4	109.1	114.2	114.3
2254	Knit underwear mills		190.1	187.1	205.6	209.7	209.9
2257	Circular knit fabric mills	06/76	104.6	104.4	109.3	109.3	109.0
2261	Finishers of broad woven fabrics of cotton	06/76	135.1	134.5	142.4	146.8	147.0
2262	Finishers of broad woven fabrics of man-made fiber and silk	06/76	113.6	111.8	121.7	124.8	126.4
2272	Tufted carpets and rugs (2)		138.1	137.1	148.1	152.5	156.0
2281	Yarn spinning mills: cotton, man-made fibers and silk	12/71	203.5	204.5	216.9	221.0	224.1
2282	Yarn texturizing, throwing, twisting, and winding mills	06/76	115.5	118.1	123.2	130.6	134.9
2286	Thread mills	06/76	139.1	143.0	144.1	150.8	150.9
2298	Cordage and twine	12/77	123.6	123.8	129.3	132.7	134.3
2311	Men's and boys' suits and coats (2)		212.6	210.9	218.2	220.5	220.4
2321	Men's and boys' shirts and nightwear		204.4	203.7	206.3	205.3	204.9
2322	Men's, youths', and boys' underwear		208.0	204.3	224.9	230.9	230.9
2323	Men's and boys' neckwear	12/75	112.6	112.4	115.4	115.4	115.4
2327	Men's, youths', and boys' separate trousers		175.3	174.9	185.3	185.7	185.8
2328	Men's and boys' work clothing		240.5	241.8	242.2	246.2	247.4
2331	Women's and misses' blouses and waists	06/78	110.3	107.6	116.3	115.2	115.2
2335	Womens, misses' and juniors' dresses (2)	12/77	114.7	113.9	116.5	118.2	118.7
2341	Women's and children's underwear	12/72	154.4	153.2	165.5	169.5	169.8
2342	Brassieres and allied garments	12/75	126.5	125.4	131.7	134.5	134.5
2361	Children's dresses and blouses	12/77	109.9	105.6	118.1	119.2	119.4
2381	Dress and work gloves, except knit and all-leather		268.6	271.1	284.9	289.1	292.1
2394	Canvas and related products	12/77	123.8	123.4	126.8	129.9	130.6
2396	Automotive and apparel trimmings	12/77	122.4	122.3	131.0	131.0	131.0
2421	Sawmills and planing mills (2)	12/71	227.7	209.4	232.3	231.9	233.6
2436	Softwood veneer and plywood	12/75	144.6	130.3	149.8	151.2	145.8
2439	Structural wood members	12/75	155.6	152.1	157.1	158.3	158.2
2448	Wood pallets and skids	12/75	160.1	162.8	153.8	153.0	153.1
2451	Mobile homes	12/74	150.3	150.5	153.1	155.3	155.4
2492	Particleboard	12/75	161.5	167.3	163.9	179.6	183.2
2511	Wood household furniture, except upholstered (2)	12/71	183.8	182.2	191.2	195.3	196.2
2512	Wood household furniture, upholstered	12/71	163.6	161.1	169.8	173.4	173.4
2515	Mattresses and bedsprings		179.1	176.0	186.3	194.5	194.5
2521	Wood office furniture		235.2	233.9	244.1	254.6	255.5
2611	Pulp mills	12/73	240.0	243.9	246.9	253.4	253.5
2621	Paper mills, except building paper mills	12/74	145.5	145.8	152.0	154.3	154.8
2631	Paperboard mills	12/74	139.0	139.5	148.2	152.0	154.1
2647	Sanitary paper products		322.0	319.3	338.3	344.2	345.4
2654	Sanitary food containers		216.0	215.5	232.0	240.4	240.4
2655	Fiber cans, drums, and similar products	12/75	150.6	148.7	157.7	159.9	160.9
2812	Alkalies and chlorine (2)	12/73	247.5	246.5	277.9	293.6	300.7
2821	Plastics materials and resins (2)	06/76	143.0	147.3	142.4	148.1	149.7
2822	Synthetic rubber (vulcanizable elastomers)		255.8	259.3	275.9	286.9	291.9
2824	Synthetic organic fibers, except cellulosic		132.5	131.7	144.0	150.8	156.9
2873	Nitrogenous fertilizers (2)	12/75	124.4	124.5	135.0	147.1	148.5
2874	Phosphatic fertilizers (2)		237.3	236.3	247.9	249.0	248.6
2875	Fertilizers, mixing only (2)		246.9	248.5	255.8	271.8	273.7
2892	Explosives (2)		269.7	272.8	288.8	324.8	314.5
2911	Petroleum refining	06/76	248.6	253.0	268.3	305.7	304.3
2951	Paving mixtures and blocks	12/75	171.4	172.7	183.1	199.0	198.8

See footnotes at end of table.

Table 11. Continued—Producer price indexes for the output of selected SIC industries

(1967 = 100 unless otherwise indicated)

1972 SIC code	Industry	Other index base	INDEX				
			1980		1981		
			Ann. avg.	May	Jan. 1/	Apr. 1/	May 1/
2952	Asphalt felts and coatings	12/75	173.4	174.8	172.4	180.6	178.7
3011	Tires and inner tubes	12/73	203.1	200.1	207.0	215.2	215.8
3021	Rubber and plastic footwear (2)	12/71	177.9	173.7	182.8	183.7	184.0
3031	Reclaimed rubber	12/73	184.7	186.5	190.4	195.2	195.5
3079	Miscellaneous plastic products	06/78	121.7	120.5	125.4	128.4	128.8
3111	Leather tanning and finishing	12/77	146.6	137.9	157.0	158.6	158.3
3143	Men's footwear, except athletic (2)	12/75	159.8	158.5	164.8	168.4	168.4
3144	Women's footwear, except athletic (2)		213.5	213.8	217.8	218.7	219.3
3171	Women's handbags and purses	12/75	137.9	140.8	149.5	149.7	158.4
3211	Flat glass (2)	12/71	161.3	160.8	167.1	171.7	171.7
3221	Glass containers		292.6	294.2	311.4	325.9	334.4
3241	Cement, hydraulic		310.8	313.8	324.3	329.0	329.2
3251	Brick and structural clay tile		277.3	278.5	286.6	297.0	298.3
3253	Ceramic wall and floor tile	12/75	122.5	117.6	127.1	127.2	129.6
3255	Clay refractories		273.6	275.6	291.5	310.3	312.7
3259	Structural clay products, n.e.c.		202.7	204.1	209.5	213.1	224.3
3261	Vitreous plumbing fixtures		234.8	236.1	244.7	252.0	252.5
3262	Vitreous china table and kitchen articles		317.3	313.4	327.4	328.2	336.6
3263	Fine earthenware (whiteware) table and kitchen articles		295.5	293.9	298.6	307.6	309.1
3269	Pottery products, n.e.c.	12/75	152.6	151.5	155.5	158.5	160.5
3271	Concrete block and brick		257.3	259.4	264.1	267.3	271.1
3273	Ready-mixed concrete		279.9	281.5	294.8	298.6	299.5
3274	Lime	12/75	157.7	157.3	165.7	172.4	172.4
3275	Gypsum products		256.7	257.0	259.9	257.1	261.4
3291	Abrasive products (2)	12/71	212.6	211.8	222.8	232.0	233.0
3297	Nonclay refractories	12/74	161.1	159.7	172.4	178.9	185.9
3312	Blast furnaces and steel mills		310.5	313.3	328.7	336.6	337.6
3313	Electrometallurgical products	12/75	117.7	118.6	119.9	120.8	120.6
3316	Cold rolled steel sheet, strip, and bars		284.0	288.1	302.8	308.3	308.3
3317	Steel pipe and tubes		290.9	286.9	315.5	333.1	334.2
3321	Grey iron foundries (2)	12/68	282.5	280.5	295.2	296.9	298.3
3333	Primary smelted and refined zinc (2)		270.5	268.2	300.3	308.0	321.6
3334	Primary aluminum (2)		297.9	287.0	331.7	334.6	336.0
3351	Rolling, drawing and extruding of copper (2)		227.5	222.8	218.7	212.1	211.9
3353	Aluminum sheet, plate, and foil	12/75	158.2	157.6	169.3	173.9	174.4
3354	Aluminum extruded products	12/75	167.7	167.7	176.8	180.6	180.7
3355	Aluminum rolling and drawing, n.e.c.	12/75	146.2	145.2	155.3	157.5	157.5
3411	Metal cans		291.6	295.2	302.1	304.7	304.7
3425	Hand saws and saw blades	12/72	182.1	181.5	195.4	197.8	199.8
3431	Metal sanitary ware (2)		248.3	249.7	256.0	262.9	263.7
3465	Automotive stampings	12/75	136.9	133.8	143.0	145.2	145.3
3482	Small arms ammunition	12/75	145.6	141.4	157.9	163.2	163.2
3493	Steel springs, except wire		230.3	229.2	238.4	240.6	241.6
3494	Valves and pipe fittings, except plumbers' brass goods	12/71	230.0	229.9	240.2	245.9	246.5
3498	Fabricated pipe and fabricated pipe fittings		315.5	313.1	335.7	358.8	359.9
3519	Internal combustion engines, n.e.c.		275.4	271.6	298.2	304.2	304.2
3531	Construction machinery (2)	12/76	141.1	139.5	150.0	154.3	155.0
3532	Mining machinery	12/72	258.5	257.3	272.5	279.1	279.6
3533	Oilfield and gasfield machinery (2)		338.1	333.1	367.0	380.7	382.8
3534	Elevators and moving stairways		239.3	234.1	250.3	251.1	251.2
3542	Machine tools, metal forming types	12/71	279.5	275.1	297.5	302.9	304.4
3546	Power driven hand tools (2)	12/76	132.2	131.2	142.6	146.4	147.0
3552	Textile machinery (2)	12/69	216.6	213.6	235.7	241.0	241.1
3553	Woodworking machinery (2)	12/72	212.5	212.1	222.5	225.8	225.7
3576	Scales and balances, except laboratory (2)		215.0	208.2	220.5	225.9	230.2
3592	Carburetors, pistons, piston rings and valves	06/76	156.6	153.0	168.9	171.9	171.9
3612	Power, distribution, and specialty transformers		184.9	181.5	194.9	206.2	207.9
3623	Welding apparatus, electric	12/72	209.9	209.2	218.9	223.8	225.4
3631	Household cooking equipment	12/75	133.1	133.1	140.1	140.3	140.5
3632	Household refrigerators and home and farm freezers	06/76	121.4	119.4	127.5	128.1	128.1
3633	Household laundry equipment (2)	12/73	162.0	161.7	169.8	171.1	173.8
3635	Household vacuum cleaners		154.4	149.3	159.1	151.8	151.9
3636	Sewing machines	12/75	129.1	129.2	130.3	131.2	133.1
3641	Electric lamps		260.3	251.3	265.8	275.5	275.2
3644	Noncurrent-carrying wiring devices	12/72	219.7	218.2	233.1	244.9	245.2
3646	Commercial lighting fixtures	12/75	139.3	138.5	145.1	156.6	156.7
3648	Lighting equipment, n.e.c.	12/75	139.9	140.2	146.3	153.2	153.3
3671	Electron tubes, receiving type		251.8	254.7	284.3	285.1	285.2
3674	Semiconductors and related devices		90.7	91.2	91.1	91.7	91.2
3675	Electronic capacitors	12/75	162.7	160.7	170.3	171.4	171.0
3676	Electronic resistors (2)	12/75	134.2	133.0	139.0	139.7	140.9
3678	Electronic connectors (2)	12/75	148.1	146.8	152.2	153.8	152.9
3692	Primary batteries, wet and dry (2)		176.5	176.4	179.0	184.2	182.5
3711	Motor vehicles and passenger car bodies	12/75	136.7	134.5	145.3	147.7	148.9
3911	Jewelry, precious metal	12/78	208.0	187.7	202.4	184.6	184.9
3915	Jewelers' findings and material and lapidary work	12/78	177.9	160.0	167.1	152.0	152.9
3931	Musical instruments	12/78	114.4	113.7	119.9	121.0	121.1
3942	Dolls	12/75	127.4	128.4	130.7	130.6	130.6
3944	Games, toys, and children's vehicles, except dolls and bicycle		205.2	205.3	213.9	219.2	219.8
3955	Carbon paper and inked ribbons	12/75	132.8	133.3	133.0	136.9	136.9
3961	Costume jewelry and costume novelties	12/78	119.3	114.5	121.4	123.9	124.0
3995	Burial caskets	06/76	131.2	130.3	135.0	138.1	138.3
3996	Hard surface floor coverings	12/75	143.7	143.3	148.6	151.5	151.5

¹ Data for January 1981 have been revised to reflect the availability of late reports and corrections by respondents. All data are subject to revision 4 months after original publication. Data are not seasonally adjusted.
² These indexes are calculated by a revised methodology. See "Technical Note on Data from the Producer Price Index Revision" at the back of this publication.

³ Not available.
 N.E.C. Not elsewhere classified.
 Because of a correction for January 1981 revised data implemented after the release of data for May 1981, January 1981 figures reported in the May 1981 News Release may be incorrect. The January 1981 revised data in this table are correct.

Table 12. Percent changes in producer price indexes for the output of selected SIC Industries

1972 SIC code	Industry	Percent change to May 1981 from --			
		Apr. 1981 1/	Feb. 1981 1/	Nov. 1980 1/	May 1980 1/
Mining industries					
1011	Iron ore.	0	0	7.8	10.1
1092	Mercury ores.	-1.7	7.2	1.2	3.0
1211	Bituminous coal and lignite2	1.3	2.2	6.0
1311	Crude petroleum and natural gas9	2.1	28.5	45.9
1442	Construction sand and gravel1	2.2	5.5	11.3
1455	Kaolin and ball clay.	0	0	3.7	.3
Manufacturing industries					
2011	Meatpacking plants (2).	2.2	2.4	-3.3	6.9
2013	Sausages and other prepared meat products	1.4	-.9	-7.6	19.1
2016	Poultry dressing plants	5.0	-5.8	-4.7	19.1
2021	Creamery butter	0	0	0	7.7
2022	Cheese, natural and processed	0	.2	1.4	7.9
2024	Ice cream and frozen desserts4	.8	6.3	10.5
2033	Canned fruits, vegetables, preserves, jams, and jellies7	3.6	6.8	13.6
2034	Dried and dehydrated fruits, vegetables, and soup mixes4	3.0	3.9	12.0
2041	Flour and other grain mill products	-1.0	.7	-2.7	9.3
2044	Rice milling	-1.1	3.6	12.9	17.9
2048	Prepared animal feeds (2)	1.0	.3	-2.3	11.3
2061	Cane sugar, except refining only	-18.4	-38.7	-60.1	-50.7
2063	Beet sugar	-2.6	-12.8	-31.4	3.3
2067	Chewing gum	-6.1	-6.1	-6.1	7.4
2074	Cottonseed oil mills	-7	11.8	-6.5	44.0
2075	Soybean oil mill products (2)1	2.0	-11.1	21.2
2077	Animal and marine fats and oils8	5.9	-4.0	15.7
2083	Malt	0	0	6.9	17.2
2085	Distilled liquor, except brandy.2	.2	4.5	12.9
2091	Canned and cured fish and seafoods	-.2	.3	2.3	8.2
2092	Fresh or frozen packaged fish and seafoods	-3.8	3.4	7.4	5.4
2095	Roasted coffee	0	.1	-5.5	-12.8
2098	Macaroni, spaghetti, vermicelli, and noodles	1.2	1.2	1.2	6.9
2111	Cigarettes	0	5.4	5.6	8.1
2121	Cigars	0	1.8	.9	6.6
2131	Tobacco (chewing and smoking) and snuff	0	3.2	8.6	15.0
2211	Broad woven fabric mills, cotton (2).4	2.6	5.3	10.9
2221	Wearing mills, synthetic.8	2.6	1.7	10.5
2251	Women's hosiery, except socks.	0	4.6	4.8	8.4
2254	Knit underwear mills	0	.6	7.8	12.1
2257	Circular knit fabric mills.	-.2	.7	1.7	4.4
2261	Finishers of broad woven fabrics of cotton.1	1.7	5.5	9.2
2262	Finishers of broad woven fabrics of man-made fiber and silk	1.2	2.7	7.2	13.0
2272	Tufted carpets and rugs (2)	2.2	5.2	11.4	13.7
2281	Yarn spinning mills: cotton, man-made fibers and silk	1.4	2.7	6.7	9.5
2282	Yarn texturizing, throwing, twisting, and winding mills.	3.2	10.9	13.9	14.2
2284	Thread mills.	0	4.5	4.8	5.5
2298	Cordage and twine	1.2	3.8	3.9	8.4
2311	Men's and boys' suits and coats (2)	0	.3	1.8	4.5
2321	Men's and boys' shirts and nightwear.	-.1	.4	-1.7	.5
2322	Men's, youths', and boys' underwear	0	.8	8.5	13.0
2323	Men's and boys' neckwear.	0	0	2.6	2.6
2327	Men's, youths', and boys' separate trousers	0	2.9	3.1	6.2
2328	Men's and boys' work clothing4	2.3	1.2	2.3
2331	Women's and misses' blouses and waists.	0	.3	1.0	7.0
2335	Womens, misses' and juniors' dresses (2).4	1.7	2.0	4.2
2341	Women's and children's underwear1	1.0	8.0	10.8
2342	Brassieres and allied garments.	0	.9	4.1	7.2
2361	Children's dresses and blouses.1	1.4	3.7	13.0
2381	Dress and work gloves, except knit and all-leather	1.0	1.0	7.3	7.7
2394	Canvas and related products5	2.5	4.3	5.8
2396	Automotive and apparel trimmings.	0	0	0	7.1
2421	Sawmills and planing mills (2).7	1.5	2.9	11.5
2436	Softwood veneer and plywood	-3.5	-.8	-4.2	11.8
2439	Structural wood members	0	.7	.7	4.0
2448	Wood pallets and skids.	0	.1	-1.0	-5.9
2451	Mobile homes	0	1.9	1.7	3.2
2492	Particleboard	2.0	8.3	11.9	9.5
2511	Wood household furniture, except upholstered (2).4	2.3	3.7	7.6
2512	Wood household furniture, upholstered	0	3.7	2.8	7.6
2515	Mattresses and bedsprings	0	3.3	4.2	10.5
2521	Wood office furniture3	2.0	6.5	9.2
2611	Pulp mills	0	1.7	2.7	3.9
2621	Paper mills, except building paper mills3	1.3	3.7	6.1
2631	Paperboard mills	1.3	3.1	7.6	10.4
2647	Sanitary paper products3	.5	3.1	8.1
2654	Sanitary food containers	0	1.6	8.1	11.5
2655	Fiber cans, drums, and similar products6	.7	3.4	8.2
2812	Alkalies and chlorine (2)	2.4	3.5	13.4	21.9
2821	Plastics materials and resins (2)	1.0	4.3	5.7	1.6
2822	Synthetic rubber (vulcanizable elastomers)	1.7	4.4	12.0	12.5
2824	Synthetic organic fibers, except cellulosic	4.0	7.9	15.1	19.1
2873	Nitrogenous fertilizers (2)9	7.6	14.2	19.2
2874	Phosphatic fertilizers (2)	-.1	0	3.7	5.2
2875	Fertilizers, mixing only (2).6	2.4	8.2	10.1
2892	Explosives (2).	-3.1	6.5	15.2	15.2
2911	Petroleum refining.	-.4	9.0	18.7	20.2
2951	Paving mixtures and blocks.	-.1	7.2	12.8	15.1

See footnotes at end of table.

Table 12. Continued—Percent changes in producer price indexes for the output of selected SIC Industries

1972 SIC code	Industry	Percent change to May 1981 from --			
		Apr. 1981 1/	Feb. 1981 1/	Nov. 1981 1/	May 1980 1/
2952	Asphalt felts and coatings.	-1.0	5.1	2.9	2.2
3011	Tires and inner tubes2	3.2	2.8	7.8
3021	Rubber and plastic footwear (2)1	.1	.8	5.9
3031	Reclaimed rubber1	1.7	6.1	4.8
3079	Miscellaneous plastic products.3	2.5	3.3	6.8
3111	Leather tanning and finishing	-.1	8.7	6.0	14.7
3143	Men's footwear, except athletic (2)	0	1.2	3.6	6.2
3144	Women's footwear, except athletic (2)	-.2	-.3	1.0	2.5
3171	Women's handbags and purses	5.8	5.9	12.4	12.5
3211	Flat glass (2)	0	2.5	3.1	6.7
3221	Glass containers	2.6	7.3	9.2	13.6
3241	Cement, hydraulic	0	3.1	6.0	4.9
3251	Brick and structural clay tile4	3.9	5.4	7.1
3253	Ceramic wall and floor tile	1.8	1.9	7.9	10.2
3255	Clay refractories7	1.8	11.4	13.4
3259	Structural clay products, n.e.c.	5.2	5.1	9.4	9.8
3261	Vitreous plumbing fixtures1	1.4	4.0	6.9
3262	Vitreous china table and kitchen articles	2.5	2.8	2.6	7.4
3263	Fine earthenware (whiteware) table and kitchen articles	3.6	3.6	3.7	5.1
3269	Pottery products, n.e.c.	1.2	3.2	3.2	5.9
3271	Concrete block and brick	1.4	2.3	4.5	4.5
3273	Ready-mixed concrete3	1.3	5.9	6.3
3274	Lime	0	.2	7.2	9.5
3275	Gypsum products	1.6	1.4	3.0	1.7
3291	Abrasive products (2)4	2.6	5.8	10.0
3297	Nonclay refractories	3.9	4.7	10.9	16.4
3312	Blast furnaces and steel mills	-.2	2.6	6.6	7.7
3313	Electrometallurgical products	-.1	.5	2.8	1.6
3316	Cold rolled steel sheet, strip, and bars	0	1.7	6.7	7.0
3317	Steel pipe and tubes3	5.8	10.5	16.4
3321	Grey iron foundries (2)4	1.8	2.8	6.3
3333	Primary smelted and refined zinc (2)	4.4	8.5	14.0	19.9
3334	Primary aluminum (2)4	.3	2.2	17.0
3351	Rolling, drawing and extruding of copper (2)	0	-1.6	-4.9	-4.8
3353	Aluminum sheet, plate, and foil2	2.1	6.7	10.6
3354	Aluminum extruded products	0	2.0	2.4	7.7
3355	Aluminum rolling and drawing, n.e.c.	0	0	4.1	8.4
3411	Metal cans	0	.5	2.5	3.2
3425	Hand saws and saw blades	1.0	2.4	6.7	10.0
3431	Metal sanitary ware (2)3	2.8	4.5	5.6
3465	Automotive stampings	0	.8	3.1	8.5
3482	Small arms ammunition	0	0	11.5	15.4
3493	Steel springs, except wire4	1.0	3.5	5.4
3494	Valves and pipe fittings, except plumbers' brass goods2	2.3	4.0	7.2
3498	Fabricated pipe and fabricated pipe fittings3	7.2	9.0	14.9
3519	Internal combustion engines, n.e.c.	0	3.3	5.2	12.0
3531	Construction machinery (2)4	3.0	5.7	11.1
3532	Mining machinery1	2.2	4.3	8.6
3533	Oilfield and gasfield machinery (2)5	2.4	6.8	14.9
3534	Elevators and moving stairways	0	.3	.9	7.3
3542	Machine tools, metal forming types4	1.9	5.9	10.6
3546	Power driven hand tools (2)4	2.1	7.5	12.0
3552	Textile machinery (2)	0	3.1	7.3	12.8
3553	Woodworking machinery (2)	0	1.1	3.6	6.4
3576	Scales and balances, except laboratory (2)	1.9	4.1	1.4	10.5
3592	Carburetors, pistons, piston rings and valves.	0	.7	4.0	12.3
3612	Power, distribution, and specialty transformers8	5.5	7.7	14.5
3623	Welding apparatus, electric7	2.4	4.8	7.7
3631	Household cooking equipment1	-.2	3.4	5.5
3632	Household refrigerators and home and farm freezers.	0	1.5	2.3	7.2
3633	Household laundry equipment (2)	1.5	2.1	4.3	7.4
3635	Household vacuum cleaners	0	1.3	-4.3	1.7
3636	Sewing machines	16.6	18.0	17.4	18.4
3641	Electric lamps	-.1	1.4	1.8	9.5
3644	Noncurrent-carrying wiring devices1	2.8	9.6	12.3
3646	Commercial lighting fixtures	0	5.5	9.5	13.1
3648	Lighting equipment, n.e.c.	0	4.4	5.9	9.3
3671	Electron tubes, receiving type	0	.2	7.7	11.9
3674	Semiconductors and related devices	-.5	.4	0	0
3675	Electronic capacitors	-.2	.2	.4	6.4
3676	Electronic resistors (2)8	1.5	2.2	5.9
3678	Electronic connectors (2)	-.5	-.5	2.1	4.1
3692	Primary batteries, wet and dry (2)	-.9	-.4	3.1	3.4
3711	Motor vehicles and passenger car bodies8	2.6	2.9	10.7
3911	Jewelry, precious metal1	-4.1	-11.7	-1.4
3915	Jewelers' findings and material and lapidary work5	-2.7	-13.4	-4.4
3931	Musical instruments	0	.5	2.3	6.5
3942	Dolls	0	1.1	1.7	1.7
3944	Games, toys, and children's vehicles, except dolls and bicycle2	2.3	6.1	7.0
3955	Carbon paper and inked ribbons.	0	.3	1.4	2.7
3961	Costume jewelry and costume novelties	0	3.7	1.8	8.2
3995	Burial caskets.1	2.4	4.0	6.1
3996	Hard surface floor coverings.	0	1.9	3.3	5.7

¹ All data are subject to revision 4 months after original publication. Data are not seasonally adjusted.
² These indexes are calculated by a revised methodology. See "Technical Note on Data from the Producer Price Index Revision" at the

back of this publication.
³ Not available.
 N.E.C. Not elsewhere classified.

Table 13. Producer price indexes for the output of selected census product classes

(1987 = 100 unless otherwise indicated)

1972 Census code	Product class	Other index base	INDEX						
			1980		1981				
			Ann. avg.	May	Jan. 1/	Apr. 1/	May 1/		
10	METAL MINING								
10112	Treated iron ores, including washed material	12/75	153.2	153.4	155.8	168.7	168.7		
10923	Mercury metal	12/75	331.2	337.5	297.9	354.1	347.9		
12	BITUMINOUS COAL AND LIGNITE MINING								
12110	Bituminous coal and lignite	12/75	126.0	125.9	128.6	130.7	131.0		
13	OIL AND GAS EXTRACTION								
13111	Crude petroleum, including lease condensate	12/75	211.9	205.7	268.3	320.9	319.9		
13135	Natural gas production and disposition	12/75	350.4	332.7	403.1	418.4	433.3		
13210	Natural gas liquids and residue gas, n.e.c.	12/75	316.9	300.9	364.6	378.4	391.9		
13213	Residue gas shipped	06/77	204.5	194.1	235.2	244.2	252.9		
14	MINING AND QUARRYING OF NONMETALLIC MINERALS, EXCEPT FUELS								
14422	Construction sand and gravel	12/75	158.2	156.0	169.0	173.4	173.6		
14551	Crude kaolin and ball clay	06/76	136.0	136.6	137.1	137.1	137.1		
14552	Prepared kaolin and ball clay	06/76	136.0	136.6	137.1	137.1	137.1		
14752	Washed, dried or concentrated phosphate rock	12/75	107.3	105.5	115.0	115.4	115.4		
20	FOOD AND KINDRED PRODUCTS								
20111	Beef, not canned or made into sausage (2)		266.0	260.9	259.3	250.2	258.4		
20114	Pork, fresh and frozen (2)		187.5	152.9	188.4	184.7	186.4		
20115	Lard (2)		283.3	267.4	289.1	308.1	303.8		
20116	Pork, processed or cured, including frozen (2)		210.5	179.3	225.9	220.5	219.6		
20117	Sausage and similar products, not canned (2)		231.4	203.5	249.7	235.6	240.1		
20136	Pork, processed or cured, not made in meatpacking plants		210.5	179.4	220.2	218.5	215.2		
20137	Sausage & similar products, not made in meatpacking plants		231.4	203.5	252.2	236.3	246.2		
20138	Canned meats, not made in meatpacking plants		218.2	199.8	228.9	233.0	226.6		
20161	Young chickens incl. broilers, fryers, roasters, and capons		191.4	166.5	205.7	186.0	197.7		
20163	Turkeys		198.3	160.4	189.0	193.6	(3)		
20210	Creamery butter		211.5	207.5	223.7	224.4	224.4		
20221	Natural cheese, except cottage cheese		301.0	298.8	317.2	316.1	316.0		
20222	Process cheese and related products	12/72	200.1	196.5	212.5	218.1	218.1		
20232	Canned milk products (consumer type cans)		281.4	280.9	300.7	307.5	307.5		
20240	Ice cream and ices		211.0	211.2	230.7	232.2	233.4		
20262	Packaged fluid milk and related products		183.1	181.9	193.7	194.7	193.0		
20331	Canned fruits (except baby foods)		232.6	230.7	239.7	237.3	238.9		
20332	Canned vegetables (except hominy and mushrooms)		186.7	177.9	202.8	218.9	221.5		
20333	Canned hominy and mushrooms	12/75	137.8	140.1	143.8	152.5	156.7		
20334	Canned fruit juices, nectars and concentrates		293.5	293.4	294.2	331.5	331.7		
20335	Canned vegetable juices		220.8	217.8	242.7	247.5	246.2		
20336	Catsup and other tomato sauces		205.8	201.0	219.6	227.0	228.9		
20338	Jams, jellies, and preserves		259.0	258.4	272.7	275.2	280.0		
20341	Dried fruits and vegetables, except soup mixes		301.3	293.7	330.3	331.1	332.3		
20352	Pickles and other pickled products	12/75	137.5	135.8	144.1	154.0	156.3		
20382	Frozen dinners, beef, pork, poultry pies, nationality foods	12/75	160.0	157.8	175.5	176.4	176.4		
20411	Wheat flour, except flour mixes	12/71	184.6	179.2	194.7	192.2	191.2		
20412	Wheat mill products other than flour		210.2	189.2	252.6	232.7	218.6		
20440	Milled rice and byproducts		243.4	254.5	289.7	301.0	300.4		
20522	Cookies and ice cream cones		298.2	296.6	323.1	323.1	323.1		
20610	Sugar cane mill products and byproducts		412.9	454.8	416.7	274.9	224.2		
20630	Refined beet sugar and byproducts		355.1	336.8	412.5	357.4	347.8		
20651	Bar goods (except solid chocolate bars)	12/75	113.8	113.0	118.1	118.1	118.1		
20661	Chocolate coatings		303.2	307.3	289.2	278.3	270.9		
20670	Chewing gum and chewing gum base		308.4	298.8	344.6	344.6	321.7		
20741	Cottonseed oil, crude		139.0	109.5	142.5	150.9	148.8		
20742	Cottonseed oil, once-refined		154.4	124.2	197.5	209.3	207.1		
20744	Cottonseed cake and meal and other byproducts		227.6	156.2	278.9	265.8	265.8		
20751	Soybean oil (2)		219.5	189.5	211.3	209.2	198.1		
20752	Soybean cake, meal and other byproducts (2)		260.0	222.1	304.1	282.6	294.0		
20761	Linseed oil	12/75	95.9	91.0	104.3	103.6	104.1		
20762	Vegetable oils (other than cottonseed, soybean, and linseed)		217.7	191.5	242.9	195.8	209.8		
20771	Grease and inedible tallow		(3)	(3)	343.2	345.7	343.8		
20772	Meat meal and tannage		266.0	196.5	290.0	259.2	270.3		
20773	Animal and marine oil mill products, including foats		272.9	262.6	299.7	296.5	294.1		
20792	Margarine		224.7	220.1	233.8	235.1	235.1		
20821	Canned beer and ale	12/75	129.2	129.0	131.7	135.8	136.4		
20830	Malt and malt byproducts		249.9	244.1	286.1	286.1	286.1		
20853	Bottled liquors, except brandy		158.9	154.1	167.6	173.6	174.1		
20873	Flavoring sirups for use by soft drink bottlers	12/68	175.4	171.2	189.1	185.2	188.2		
20910	Canned and cured seafood, including soup (except frozen)		342.2	341.1	369.9	369.9	369.9		
20922	Fresh packaged fish and other seafood		353.3	327.1	455.6	459.1	323.5		
20923	Frozen packaged fish, excluding shellfish	12/75	156.0	154.2	162.8	171.0	173.2		
20924	Frozen packaged shellfish and other seafood, including soup	12/75	152.6	151.1	143.6	154.2	155.3		
20951	Roasted coffee, whole bean or ground	12/72	285.0	290.5	249.1	249.1	249.1		
20952	Concentrated coffee		322.8	328.0	285.6	285.6	285.6		
20980	Macaroni, spaghetti, and noodles		233.8	230.5	243.6	243.6	246.6		
20995	Tea in consumer packages	12/75	149.5	148.9	156.7	156.7	157.3		

See footnotes at end of table.

Table 13. Continued—Producer price indexes for the output of selected census product classes

(1967 = 100 unless otherwise indicated)

1972 Census code	Product class	Other index base	INDEX						
			1980		1981				
			Ann. avg.	May	Jan. 1/	Apr. 1/	May 1/		
21	TOBACCO MANUFACTURES								
21110	Cigarettes		254.2	257.0	263.0	277.5	277.5		
21210	Cigars		158.3	155.0	164.8	165.3	165.3		
21310	Chewing and smoking tobacco and snuff		280.7	279.5	299.8	321.6	321.6		
22	TEXTILE MILL PRODUCTS								
22112	Cotton sheeting and allied fabrics (gray goods) (2)	12/72	173.9	173.2	183.6	185.4	187.5		
22113	Cotton print cloth yarn fabrics (gray goods) (2)	12/72	313.3	314.7	331.4	338.8	341.3		
22117	Finished cotton broadwoven fabrics (made in wav. mills) (2)		290.1	289.2	295.9	306.2	311.1		
22118	Sheets and pillowcases made from cotton (2)		171.2	165.2	184.8	188.0	197.7		
22212	100% Filament fabrics, except gray goods		195.2	200.2	197.1	189.9	189.9		
22214	100% Spun polyester blends with cotton (gray goods)	12/75	119.8	112.8	135.4	140.8	142.1		
22216	Combinations of filament and spun yarn fabrics	06/76	129.8	121.8	139.0	135.9	134.7		
22218	Finished manmade fiber & silk fabrics—made in weaving mills	12/72	137.0	134.4	147.9	152.0	152.9		
22219	Fabricated manmade fiber & silk prds.—made in weaving mills		167.8	162.0	181.2	184.4	193.9		
22313	Finished wool apparel fabrics	12/75	147.1	144.3	154.4	153.9	157.1		
22513	Women's finished seamless hosiery, full length & knee length		96.1	95.2	98.2	103.0	103.0		
22522	Men's finished seamless hosiery	12/75	127.8	128.8	134.9	141.4	141.4		
22531	Sweaters, knit jackets and jersey		132.7	120.4	144.7	152.2	155.4		
22532	Knit outerwear sport shirts		195.8	193.0	207.2	206.0	207.3		
22541	Men's & boys' knit underwear and nightwear		201.5	197.9	218.7	223.6	223.6		
22542	Women's & children's knit underwear		185.3	183.6	202.9	203.6	204.3		
22543	Women's and children's knit nightwear	12/75	122.1	121.8	128.0	134.0	134.0		
22573	Outerwear finished fabric	12/75	97.1	97.1	100.3	99.6	99.1		
22582	Underwear and nightwear finished fabric	12/75	130.6	131.6	133.5	136.5	137.5		
22617	Finished cotton broadwoven fab.(not fin. in weaving mills)		290.3	289.4	305.3	315.0	315.0		
22628	Finished manmade fiber&silk fab.(not fin. in weaving mills)	12/72	137.4	134.8	148.3	152.4	153.4		
22720	Tufted carpets and rugs - primary production (2)		138.9	138.0	148.0	151.7	155.6		
22811	Carded cotton yarns	12/71	237.9	239.2	252.8	251.7	250.3		
22812	Combed cotton yarns		235.9	237.6	247.2	246.3	245.5		
22813	Rayon and/or acetate spun yarns	12/71	224.9	227.0	235.7	239.5	245.5		
22814	Spun noncellulosic fiber and silk yarns		147.3	147.5	158.8	164.6	168.9		
22822	Rewound,plied,etc.,yarns other than wool.	12/76	119.1	116.4	139.9	139.9	149.8		
22824	Textured, crimped, or bulked filament yarns	12/75	93.2	96.0	98.0	104.9	107.8		
22831	Wool yarns,except carpet,including yarns spun and finished.	12/75	179.9	182.2	181.5	186.6	186.6		
22842	Finished thread for industrial or manufacturers' use		243.1	251.1	252.6	266.6	266.6		
22981	Hard fiber cordage and twine		281.0	281.2	293.6	301.3	304.7		
22982	Soft fiber cordage and twine (except cotton)	12/75	135.4	135.6	141.5	145.2	146.9		
22983	Cotton cordage and twine	12/77	124.6	124.7	130.2	133.7	135.2		
23	APPAREL AND OTHER TEXTILE PRODUCTS								
23111	Men's suits (2)		206.9	205.6	209.6	212.6	212.6		
23113	Men's tailored dress, sport coats and jackets (2)	12/73	145.9	145.0	151.7	152.4	151.9		
23212	Men's & boys' knit outerwear sport shirts		182.1	181.5	175.6	174.3	173.8		
23216	Men's & boys' dress & sport shirts,except knit sport shirts		204.7	204.3	206.1	205.4	204.6		
23221	Men's and boys' underwear		208.6	204.7	225.9	232.5	232.5		
23230	Men's, youths' and boys' neckwear	12/75	112.6	112.4	115.4	115.4	115.4		
23271	Men's&boys' separate dress & sport trousers & dress shorts.		167.5	167.0	177.9	177.9	177.9		
23282	Men's & boys' work clothing & washable service apparel		258.4	260.6	258.0	262.5	264.0		
23292	Men's and boys' outerwear, n.e.c.		204.2	199.4	217.7	221.6	228.1		
23317	Women's, misses' & juniors' blouses & shirts, except knit	12/75	131.1	127.0	137.9	136.0	136.0		
23351	Women's dresses—priced per unit (2)	12/75	117.7	117.0	118.8	120.6	120.7		
23372	Women's, misses' and juniors' suits	12/71	115.3	115.3	115.3	115.3	115.3		
23374	Women's, misses' and juniors' skirts and jackets	12/71	118.0	118.1	120.5	119.4	119.4		
23393	Women's, misses' & juniors' outerwear, n.e.c.		134.8	134.5	151.2	153.2	153.2		
23412	Women's & children's underwear made from woven knit fabrics	12/72	182.1	179.7	200.0	200.6	201.2		
23413	Women's & children's nightwear made from woven knit fabrics		143.4	143.0	150.2	157.2	157.2		
23421	Brassieres	12/75	123.4	122.0	128.4	130.2	130.2		
23422	Corsets, girdles, combinations, and accessories	12/75	131.3	131.0	136.2	141.2	141.2		
23521	Hats and hat bodies(except cotton and millinery)	12/77	(3)	117.2	132.6	132.6	132.6		
23612	Children's and infants' knit sport shirts	12/77	115.8	110.4	127.5	126.9	127.5		
23812	Work gloves & mittens, made from woven knit fabrics		288.4	291.4	306.6	311.2	314.8		
23926	Bedspreads and bedsets (not made in weaving mills)		213.8	211.2	(3)	226.5	227.0		
23928	Sheets and pillowcases (not made in weaving mills)	12/72	165.7	159.9	178.9	182.0	191.4		
23940	Canvas products	12/77	123.8	123.4	126.8	129.8	130.6		
24	LUMBER AND WOOD PRODUCTS, EXCEPT FURNITURE								
24211	Hardwood lumber (2)	12/75	154.7	158.1	149.5	150.7	151.6		
24212	Softwood lumber (2)	12/75	165.2	149.7	169.0	169.4	170.9		
24262	Hardwood dimension stock, furniture parts, & vehicle stock.		233.1	231.8	236.8	238.4	240.2		
24313	Wood window and door frames		330.4	328.4	356.1	377.9	377.9		
24314	Doors wood, interior and exterior	12/71	201.3	195.4	210.1	212.9	213.9		
24316	Wood mouldings, except prefinished mouldings	12/75	162.6	140.1	186.8	175.3	167.4		
24341	Wood kitchen cabinets, stock line	12/71	172.3	173.8	175.2	181.9	181.9		
24351	Hardwood plywood	12/71	177.2	176.9	173.5	176.8	177.4		
24480	Pallets and skids		200.6	204.6	192.0	190.8	190.7		
24491	Wirebound boxes made from lumber, veneer and plywood	12/67	261.6	261.3	273.5	279.4	279.4		

See footnotes at end of table.

Table 13. Continued—Producer price indexes for the output of selected census product classes

(1987 = 100 unless otherwise indicated)

1972 Census code	Product class	Other index base	INDEX				
			1980		1981		
			Ann. avg.	May	Jan. 1/	Apr. 1/	May 1/
24511	Mobile homes (35 feet or more in length)	12/74	150.3	150.5	153.0	155.3	(3)
24521	Components for stationary buildings	12/75	163.1	162.7	164.5	164.5	164.5
24920	Particleboard		143.1	148.7	144.6	159.5	162.6
24996	Fabricated hardboard products	12/75	160.3	159.4	174.0	178.7	183.2
25	FURNITURE AND FIXTURES						
25112	Wood living room, library, sunroom, and hall furniture (2)		211.6	208.9	220.2	223.9	224.8
25113	Wood dining room and kitchen furniture, except cabinets (2)		232.1	230.0	244.8	250.7	252.3
25115	Wood bedroom furniture (2)		219.3	218.2	227.7	232.4	234.9
25120	Upholstered wood household furniture		187.5	184.8	195.2	199.3	(3)
25143	Metal porch, lawn, and outdoor furniture		258.2	255.4	270.6	270.6	270.6
25151	Innerspring mattresses, other than crib size		168.8	164.2	178.8	185.8	185.8
25152	Other mattresses, including crib mattresses		180.9	174.2	190.1	200.4	200.4
25153	Bedsprings		164.3	161.4	172.3	186.0	186.0
25154	Convertible sofas		193.5	194.6	197.6	201.6	201.6
25210	Wood office furniture		236.0	234.7	244.9	255.5	256.4
25221	Metal office seating, including upholstered (2)		222.4	222.9	230.1	238.4	243.2
26	PAPER AND ALLIED PRODUCTS						
26111	Special alpha and dissolving woodpulp	12/73	229.9	233.9	239.3	245.2	245.2
26112	Other pulp, including pulpmill byproducts, except tall oil	12/73	255.0	259.0	259.7	267.1	267.1
26211	Newsprint		279.2	277.5	301.8	301.8	301.8
26213	Coated printing and converting paper	12/73	200.0	198.8	209.4	215.9	216.9
26214	Book paper uncoated	12/73	213.9	213.0	227.1	226.3	227.1
26216	Writing and related papers	12/75	140.5	141.1	148.1	149.2	149.5
26217	Unbleached kraft packaging and industrial converting paper	12/75	138.2	139.1	144.4	150.6	150.8
26218	Packaging/industrial converting paper, ex. unbleached kraft	12/75	139.7	140.5	141.8	143.2	144.9
26311	Unbleached kraft packaging/industrial converting paperboard	12/75	136.9	138.0	146.3	147.3	150.8
26312	Bleached packaging & industrial converting paperboard	12/75	147.6	146.7	163.3	177.8	177.2
26313	Samichemical paperboard	12/75	132.8	133.6	139.4	142.4	147.6
26314	Combination furnish paperboard	12/75	137.6	137.6	146.6	148.4	149.8
26413	Gummed products	12/75	152.5	155.9	155.9	159.4	162.9
26471	Sanitary napkins and tampons		291.5	281.4	334.3	334.3	343.4
26472	Sanitary tissue health products		331.0	329.4	344.1	350.5	350.5
26541	Milk and other beverage cartons		214.1	217.9	228.7	239.3	239.3
26542	Cups and liquid-tight containers		204.6	207.5	221.1	221.1	221.1
26543	Other sanitary food containers, boards, and trays		227.1	223.3	241.7	254.3	254.3
26551	Paperboard fiber drums with metal, wood, or paperboard ends		277.4	282.8	282.8	297.9	305.5
26552	Fiber cans, tubes, and similar fiber products	12/75	150.4	147.0	158.7	158.7	158.7
26611	Insulating board		208.2	200.3	230.8	242.5	246.8
28	CHEMICALS AND ALLIED PRODUCTS						
28121	Chlorine, compressed or liquefied (2)	12/73	222.1	226.8	215.5	207.3	207.3
28123	Sodium hydroxide (caustic soda) (2)	12/73	228.2	215.7	297.6	340.6	348.3
28161	Titanium pigments	12/75	141.5	141.3	147.2	156.9	158.1
28162	Other white opaque pigments	12/75	113.7	117.0	118.9	119.1	121.1
28193	Sulfuric acid	12/73	206.5	200.1	231.1	244.0	242.0
28194	Inorganic acids, except nitric, sulfuric, and phosphoric	12/73	204.5	193.5	224.5	230.0	242.3
28195	Aluminum oxide	12/74	185.1	186.6	201.1	(3)	(3)
28196	Other aluminum compounds	12/73	226.2	223.4	255.9	259.8	258.7
28197	Potassium/sodium compounds (exc. bleaches, alkalis/alsum)	12/73	303.8	296.2	343.7	359.2	365.5
28213	Thermoplastic resins and plastics materials (2)	12/75	152.6	158.3	148.0	154.3	156.1
28214	Thermosetting resins and plastics materials (2)	12/75	138.9	141.5	143.5	147.6	148.1
28220	Synthetic rubber (vulcanizable elastomers)		255.1	258.4	276.5	287.9	293.0
28232	Rayon yarn, viscose and cuprammonium processes		238.6	238.7	261.6	264.7	267.3
28241	Polyamide fibers, nylon, except nontextile monofilaments		126.2	125.4	132.3	141.4	145.2
28242	Other noncellulosic synthetic organic fibers		128.2	126.7	144.6	149.9	158.7
28331	Synthetic organic medicinal chemicals, in bulk	12/71	150.4	146.1	159.3	162.3	162.3
28341	Pharmaceutical preparations affecting neoplasms	12/71	164.0	160.5	175.8	186.3	186.3
28342	Pharmaceutical preparations acting on central nervous sys.	12/71	156.5	156.5	166.9	170.1	170.1
28344	Pharmaceutical preparations acting on the respiratory sys.	12/71	182.6	182.8	189.6	198.5	202.6
28348	Pharmaceutical preparations affecting parasitic diseases	12/71	148.3	145.1	156.6	163.7	166.4
28412	Household detergents		212.8	208.9	223.6	234.7	234.7
28413	Soaps, except specialty cleaners, household		240.9	233.8	250.0	256.7	258.0
28441	Shaving preparations (2)	12/71	170.1	182.8	174.2	188.8	194.3
28442	Perfume, cologne and toilet water (2)		214.4	211.7	239.9	241.0	241.2
28445	Other toiletries (2)	12/71	154.1	150.8	170.9	172.4	169.4
28651	Cyclic intermediates	12/73	408.7	424.4	412.8	437.3	444.5
28655	Cyclic (coal tar) crudes	12/75	212.1	220.3	227.8	248.5	252.5
28692	Miscellaneous acyclic chemicals/chemicals products, ex. urea	12/73	312.3	317.5	322.9	331.5	337.6
28731	Synthetic, compound ammonia, nitric acid (2)	12/75	111.6	114.9	114.5	129.8	130.6
28732	Urea (2)	12/75	125.8	131.1	133.3	140.0	145.4
28741	Phosphoric acid (2)	12/76	151.1	144.9	167.8	166.6	166.3
28742	Superphosphate, phosphatic fert. materials (2)		246.5	245.3	257.3	254.5	253.9
28743	Mixed fertilizers, made in plant (2)		235.5	235.5	241.7	247.4	247.5
28752	Mixed fertilizers, mixing only (2)		243.8	245.8	252.6	267.4	269.7
28921	Explosives (except government owned plants) (2)		276.0	278.8	295.8	334.1	322.8
28994	Gelatin, except ready-to-eat desserts	12/75	83.7	83.7	83.7	93.0	93.0

See footnotes at end of table.

Table 13. Continued—Producer price indexes for the output of selected census product classes

(1967 = 100 unless otherwise indicated)

1972 Census code	Product class	Other index base	INDEX						
			1980		1981				
			Ann. avg.	May	Jan. 1/	Apr. 1/	May 1/		
29	PETROLEUM REFINING AND RELATED INDUSTRIES								
29111	Gasoline		622.9	642.8	656.9	750.4	746.1		
29112	Jet fuel		850.3	886.3	943.1	1088.5	1094.4		
29113	Kerosene	12/75	260.0	263.6	289.5	340.0	338.2		
29114	Distillate fuel oil		844.1	858.1	928.2	1096.7	1083.1		
29115	Residual fuel oil		961.1	869.9	1207.9	1315.1	1316.2		
29116	Liquefied refinery gases (feed stock and other uses)	12/75	243.4	246.8	266.2	273.6	273.3		
29118	Unfinished oils and lubricating oil base stock		756.6	748.5	836.7	855.1	881.2		
29119	Asphalt		633.4	660.7	678.7	846.1	832.9		
29510	Paving mixtures and blocks		364.2	367.1	389.4	423.8	423.2		
29522	Roofing asphalts and pitches, coatings, and cements	12/75	185.1	190.5	195.2	225.3	230.7		
29523	Asphalt and tar roofing and siding products	12/75	169.0	169.6	164.3	166.6	162.4		
30	RUBBER AND MISCELLANEOUS PLASTICS PRODUCTS								
30111	Passenger car and motorcycle pneumatic tires (casings)	12/73	200.7	197.9	203.2	209.3	210.0		
30112	Truck and bus (and off-the-highway) pneumatic tires	12/73	205.1	201.3	210.2	221.1	221.1		
30113	Other pneumatic tires and solid tires	12/73	205.0	199.6	205.2	216.3	216.3		
30114	All inner tubes	12/73	230.6	227.6	240.7	256.5	256.5		
30115	Tread rubber, tire sundries and repair materials	12/73	201.2	204.1	216.6	228.2	234.6		
30310	Reclaimed rubber	12/73	185.9	187.8	191.6	196.4	196.7		
30411	Rubber and plastics belts and belting, flat	12/75	151.3	147.1	156.4	164.4	164.4		
30412	Rubber and plastics belts and belting, other than flat	12/75	164.6	145.9	150.9	160.2	162.0		
30413	Rubber and plastics hose, horizontal reinforced	12/75	137.2	136.4	139.2	137.3	137.3		
30414	Rubber and plastics hose, continuous molded nonhydraulic	12/75	153.9	151.5	165.7	170.8	170.8		
30696	Rubber heels and soles	12/71	246.9	239.4	267.1	258.8	258.8		
30697	Druggist and medical sundries	12/75	140.8	136.1	154.0	156.3	156.3		
30790	Consumer and commercial plastics products, n.e.c.	12/75	136.0	135.1	140.7	146.1	146.3		
30791	Unsupported plastics film, sheets, rods, and tubes	12/70	185.8	182.0	190.0	200.9	201.0		
30792	Foamed plastic products	06/78	124.3	120.5	133.2	131.1	130.7		
30793	Laminated sheets, rods, and tubes	12/70	174.1	173.5	188.1	183.5	187.1		
30794	Packaging and shipping containers	06/78	124.3	123.9	126.3	129.3	130.9		
30795	Industrial plastics products, except belting	06/78	123.8	123.0	129.1	130.7	131.1		
30796	Construction plastics products	12/75	127.5	126.7	126.9	128.1	128.2		
30798	Regenerated cellulosic products, except rayon	12/70	234.5	227.6	244.2	264.8	264.8		
31	LEATHER AND LEATHER PRODUCTS								
31111	Finished cattle hide and kip side leathers		317.8	299.5	342.2	343.0	341.6		
31113	Finished sheep and lamb leathers	12/69	263.0	259.3	252.5	281.7	290.3		
32	STONE, CLAY, GLASS, AND CONCRETE PRODUCTS								
32114	Other flat glass-from glass made in same estab (2)	12/75	139.6	136.6	146.5	148.4	148.4		
32210	Glass containers		292.6	294.2	311.4	326.0	334.5		
32410	Cement, hydraulic(including cost of shipping containers)		310.8	313.9	324.3	328.9	329.1		
32511	Brick, except ceramic glazed and refractory		280.8	281.7	290.2	301.1	302.2		
32530	Clay floor and wall tile, including quarry tile		163.9	157.2	170.1	170.1	173.4		
32550	Clay refractories		275.8	278.3	293.8	313.7	314.9		
32591	Vitrified clay sewer pipe and fittings		193.2	194.1	200.2	204.3	218.1		
32610	Vitreous & semivitreous plumbing fixtures, accessories		235.4	236.8	245.4	252.8	253.3		
32620	Vitreous china & porcelain table & kitchen articles		317.0	313.0	327.5	327.8	336.6		
32630	Earthenware (semivitreous) table and kitchen articles		298.0	297.3	299.5	310.6	310.6		
32690	Pottery products, n.e.c., including china decorating	12/75	152.5	151.4	155.4	158.4	160.4		
32710	Concrete block and brick		257.1	259.3	263.7	266.9	270.8		
32730	Ready-mixed concrete		281.2	282.9	296.2	299.7	300.5		
32740	Lime (including cost of shipping containers)		309.3	309.0	324.3	337.6	337.2		
32751	Gypsum building materials		257.5	258.4	258.2	254.7	258.5		
32911	Nonmetallic artificial sized grains (2)		312.0	308.1	325.6	329.5	329.5		
32912	Nonmetallic bonded abrasive products (2)		261.8	264.1	281.0	285.3	290.2		
32913	Nonmetallic coated abr prods & buffing wheels (2)	12/71	198.1	194.7	202.3	215.3	215.4		
32914	Metal abrasives, incl scouring pads (2)	12/76	119.8	119.7	123.5	128.1	128.7		
32961	Mineral wool for structural insulation	12/75	143.0	141.7	149.0	154.9	157.5		
32970	Nonclay refractories, except dead-burned magnesia	12/74	160.2	158.6	171.6	177.9	185.4		
33	PRIMARY METAL INDUSTRIES								
33120	Other steel mill products, except wire products		327.0	322.6	339.9	360.4	360.4		
33121	Coke oven and blast furnace products, including ferroalloys		350.4	350.6	350.6	351.1	365.6		
33122	Steel ingot and semi-finished shapes		326.5	324.0	347.8	350.3	347.9		
33123	Hot-rolled sheet and strip, including tin-mill products		289.2	295.2	311.9	318.2	317.9		
33124	Hot-rolled bar shapes, plates, structural shapes and piling		324.5	327.3	338.9	352.7	353.3		
33125	Steel wire (produced in steel mills)		304.8	303.1	319.3	325.8	325.8		
33126	Steel pipe and tubes (produced in steels)		292.3	288.1	317.1	334.7	335.8		
33127	Cold-rolled steel sheet and strip (produced in steel mills)		285.9	292.5	306.6	310.6	310.6		
33128	Cold-finished steel bars and bar shape		291.5	292.7	307.6	311.8	311.8		
33131	Ferromanganese		296.0	302.5	286.4	286.4	285.2		
33132	Ferrochrome		309.6	310.8	310.8	310.8	310.8		
33135	Ferrosilicon		298.3	298.3	315.0	319.4	319.4		
33151	Noninsulated ferrous wire rope, made in wiredrawing plants		286.2	281.4	299.9	325.8	326.4		
33152	Steel nails and spikes		330.1	334.3	342.0	343.1	350.3		
33155	Steel wire, not produced in steel mills		305.6	302.3	321.2	325.0	325.0		

See footnotes at end of table.

Table 13. Continued—Producer price indexes for the output of selected census product classes

(1967 = 100 unless otherwise indicated)

1972 Census code	Product class	Other index base	INDEX				
			1980		1981		
			Ann. avg.	May	Jan. 1/	Apr. 1/	May 1/
33156	Fencing and fence gates, made in wiredrawing plants		281.1	285.2	289.3	307.4	307.4
33167	Cold-rolled steel sheet and strip (not made in steel mills)		283.9	290.4	304.5	309.8	309.8
33168	Cold-finished steel bars & bar shapes (not made-steel mills)		285.4	286.1	301.4	306.2	306.2
33176	Steel pipe and tubes (not made in steel mills)		292.3	288.1	317.1	334.7	335.7
33221	Standard malleable castings	12/75	149.5	146.4	153.9	156.0	156.0
33312	Primary refined copper (2)		243.9	230.2	219.1	210.5	211.8
33323	Refined primary lead		319.6	297.5	249.8	279.2	271.8
33334	Primary refined zinc (2)		258.0	255.4	285.5	292.9	305.8
33347	Aluminum ingot, primary (2)		300.0	288.4	334.9	338.9	339.8
33395	Precious metals (primary smelting)		1460.4	1034.7	1160.0	941.7	930.5
33412	Secondary copper (2)		227.5	221.6	213.8	213.1	210.4
33413	Secondary lead (2)		417.1	416.7	353.6	366.2	358.1
33414	Secondary zinc (2)	12/71	220.5	219.6	246.7	257.2	268.5
33417	Secondary aluminum (2)	12/71	316.2	308.6	307.2	300.5	296.1
33513	Copper and copper-base alloy, rod, bar and shapes (2)	12/75	141.8	142.0	139.3	138.2	139.7
33514	Copper and copper-base alloy sheet, strip and plate (2)	12/75	146.5	140.1	145.4	144.0	143.2
33515	Copper and copper-base alloy pipe and tube (2)	12/75	168.3	165.3	160.2	155.0	152.1
33531	Aluminum plate	12/75	177.6	176.2	188.5	191.5	192.7
33532	Aluminum sheet	12/75	157.8	157.4	169.3	173.7	174.3
33533	Plain aluminum foil	12/75	184.0	181.7	192.8	203.6	203.6
33541	Extruded aluminum rod, bar, and other extruded shapes		280.8	281.9	296.0	299.9	299.9
33542	Aluminum extruded and drawn tube	12/75	161.0	158.7	169.2	178.0	178.0
33552	Rolled aluminum rod, bar and structural shapes		205.3	203.4	219.3	224.5	224.5
33553	Aluminum ingot produced in aluminum rolling mills		287.4	288.4	309.8	313.5	314.3
33561	Nickel and nickel-base alloy mill shapes (including monel)	12/75	193.0	197.2	189.9	189.9	189.9
33562	Titanium mill shapes	12/75	195.1	195.5	220.8	233.3	233.3
33571	Alum./alum. base alloy wire produced in nonferrous plants		264.6	263.0	277.3	277.3	277.3
33572	Copper and copper-base alloy wire		221.7	202.0	183.9	(3)	(3)
33576	Appliance wire and cord and flexible cord sets	12/69	221.1	218.5	220.2	221.6	222.0
33577	Magnet wire	12/69	177.5	169.0	170.5	169.2	169.6
33578	Power wire and cable	12/69	155.4	152.1	151.4	149.4	151.0
33579	Other insulated wire and cable, n.e.c.	12/69	183.4	185.9	171.0	167.5	167.6
33691	Zinc and zinc-base alloy castings	12/75	100.6	99.2	105.0	105.9	106.3
34	FABRICATED METAL PRODUCTS						
34111	Steel cans and tinware and products, including ice cream	12/75	156.9	159.3	163.9	164.8	164.8
34112	Aluminum cans	12/75	150.1	152.0	(3)	(3)	(3)
34121	Steel pails (12-gallon capacity and under)		241.4	243.4	252.1	259.5	259.5
34212	Razor blades and razors, except electric		196.0	194.4	217.5	222.8	222.8
34231	Mechanics', hand service tools		291.3	287.4	318.3	325.9	328.4
34250	Handsaws, saw blades, and saw accessories		196.4	195.9	211.1	213.7	216.2
34294	Builders' hardware		229.5	227.3	248.0	251.2	252.8
34310	Metal sanitary ware (2)		246.9	248.5	254.2	260.9	261.8
34333	Cast iron heating boilers (2)		216.1	215.8	224.0	229.1	231.5
34411	Fabricated structural metal for buildings		272.8	270.3	284.7	298.9	298.9
34412	Fabricated structural metal for bridges		263.5	261.7	275.7	289.9	289.9
34422	Metal window sash and frames (except storm sash)	12/71	226.2	224.2	238.8	242.8	242.8
34424	Metal combination screen and storm sash and doors		227.0	230.8	243.0	258.3	258.2
34437	Metal tanks complete at factory (std line nonpressure) (2)		290.7	294.3	295.0	300.2	302.7
34444	Metal roofing and roof drainage equipment	12/75	144.0	144.4	153.2	158.1	159.0
34445	Metal flooring and siding	12/75	139.7	141.8	144.5	148.6	148.6
34481	Prefabricated metal industrial and commercial buildings	12/75	142.0	142.7	148.7	152.5	152.0
34494	Fabricated concrete reinforcing bar and bar joists	12/75	136.9	139.7	135.2	136.4	137.0
34524	Externally threaded fasteners, except aircraft	12/75	118.2	118.7	119.4	127.4	130.8
34621	Drop, upset and press steel forgings (closed die)		343.8	340.6	366.8	368.9	374.1
34650	Job stampings, automotive	12/75	136.8	133.7	142.9	145.1	145.1
34692	Job stampings, except automotive	12/75	141.0	138.6	149.6	152.2	154.0
34820	Small arms ammunition, 30 mm and under (1.18 inches & under)	12/75	145.6	141.4	157.9	163.2	163.2
34931	Hot formed springs		226.8	226.8	232.3	232.8	233.7
34941	Automatic regulating and control valves	06/76	145.8	144.3	154.3	160.1	160.1
34942	Valves for power transfer (pneumatic and hydraulic)	12/71	188.7	185.7	203.3	206.1	206.1
34943	Other metal valves for piping systems and equipment	06/76	136.0	137.0	141.5	145.9	146.3
34944	Plumbing and heating valves and specialties	12/75	142.8	145.6	144.9	146.7	146.7
34945	Metal fittings, flanges, and unions for piping systems		298.0	297.8	304.8	309.0	309.3
34946	Fitting and assemblies for tubing and hose	12/75	145.4	145.0	157.0	156.7	158.2
34952	Precision mechanical springs	12/75	150.4	146.2	158.1	161.7	161.7
34961	Noninsulated ferrous wire rope not produced by wire drawers		270.2	266.9	280.1	298.2	298.6
34966	Fencing and fence gates not produced by wire drawers	12/75	140.0	141.2	142.1	155.4	155.4
34980	Fabricated pipe and fittings		315.9	313.4	336.4	360.1	361.2
34992	Collapsible tubes		296.1	297.7	308.0	291.0	293.5
34993	Flat metal strapping	12/75	138.7	140.9	141.3	149.3	149.3
35	MACHINERY, EXCEPT ELECTRICAL						
35191	Gasoline engines, under 11 horsepower, except aircraft	12/75	155.6	152.2	168.7	168.7	168.7
35192	Gasoline engines, 11 horsepower and over, except aircraft	12/75	157.4	157.7	172.4	172.4	172.4
35193	Diesel engines (except for trucks and buses)	12/75	155.2	152.4	169.4	173.8	173.8
35194	Diesel engines (for trucks and buses)	12/75	144.2	142.9	156.4	166.3	166.3
35195	Outboard motors	12/75	267.9	264.6	288.1	284.4	286.8
35196	Gas engines (except gas turbines)		357.0	358.6	385.2	396.4	396.4
35199	Parts and accessories for internal combustion engines		260.6	256.7	281.4	283.8	283.1

See footnotes at end of table.

Table 13. Continued—Producer price indexes for the output of selected census product classes

(1967 = 100 unless otherwise indicated)

1972 Census code	Product class	Other index base	INDEX				
			1980		1981		
			Ann. avg.	May	Jan. 1/	Apr. 1/	May 1/
35231	Wheel tractors and attachments	12/75	155.1	153.4	164.8	168.2	173.2
35233	Planting, seeding, and fertilizing machinery	12/75	156.9	154.5	167.2	169.9	170.1
35235	Harvesting machinery	12/75	148.9	147.9	159.9	156.3	156.8
35236	Haying machinery	12/75	147.6	143.4	160.0	165.4	165.4
35237	Plows and listers	12/75	161.3	159.6	167.9	173.6	178.8
35242	Garden tractors and motor tillers	12/75	140.5	137.7	147.5	147.7	147.7
35247	Lawnmowers and snow blowers	12/75	207.2	201.4	219.2	218.5	219.7
35311	Off highway wheel tractors excluding parts / attachments (2)	12/75	312.0	310.4	334.7	344.7	344.9
35312	Tracklaying tractors, except parts and attachments (2)	12/75	312.8	307.8	335.0	345.7	346.5
35313	Parts and attachments for wheel and tracklaying tractors (2)	12/75	151.6	147.9	160.5	163.6	165.8
35314	Cranes, draglines, shovels and parts/attachments (2)	12/72	220.3	218.0	229.3	234.6	234.8
35316	Mixers, pavers and related equip., ex. parts/attachments (2)	12/75	229.8	228.1	246.1	247.4	249.4
35317	Tractor shovel loaders, excluding parts/attachments (2)	12/75	149.0	147.7	158.6	166.3	167.5
35318	Scrapers, graders, rollers, off-highway trailers/wagons (2)	12/75	296.7	293.0	315.0	323.5	325.4
35319	Other construction machinery including parts/attachments (2)	12/75	314.8	312.4	333.3	341.6	341.9
35321	Underground mining & mineral beneficiation machinery/equip.	12/72	287.1	282.2	308.7	316.9	317.6
35322	Crushing, pulverizing, and screening machinery	12/72	277.3	275.6	293.9	301.5	303.4
35323	All other mining machinery and equipment	12/72	184.0	178.2	192.1	197.0	197.0
35324	Parts and attachments for mining machinery and equipment	12/72	285.9	288.4	296.9	304.1	304.1
35333	Oilfield and gasfield production machinery (2)	12/75	361.0	359.3	403.3	415.9	416.8
35340	Elevators and moving stairways	12/74	239.2	234.0	250.2	251.0	251.0
35362	Overhead traveling cranes and monorail systems	12/74	174.5	173.2	185.7	186.1	186.2
35371	Industrial trucks and tractors (2)	12/75	250.5	250.6	262.1	268.1	271.1
35413	Gear cutting and finishing machines	12/71	414.4	419.1	434.9	476.9	478.7
35414	Grinding and polishing machines	12/71	278.4	275.6	297.5	303.7	304.5
35415	Lathes	12/71	260.0	259.0	273.9	279.3	281.4
35416	Milling machines	12/71	261.1	255.3	286.9	297.8	297.9
35419	Parts for metal-cutting type machine tools, sold separately	12/72	299.9	298.6	322.6	327.4	327.9
35421	Punching, shearing, bending, and forming machines	12/71	269.8	272.3	289.3	284.5	284.5
35422	Presses, including forging presses	12/71	300.8	295.7	318.1	329.9	330.9
35423	Other metal-forming machine tools, incl. forging machines	12/75	150.2	147.7	158.1	165.0	168.1
35424	Parts for metal-forming machine tools	12/72	281.3	271.0	302.6	304.4	304.4
35451	Small cutting tools for machine tools/metalworking mach.	12/75	242.9	244.2	251.6	267.6	268.4
35452	Precision measuring tools	12/75	205.1	203.3	216.9	217.7	218.7
35461	Power driven hand tools, electric (2)	12/75	135.6	134.9	146.5	149.8	149.8
35462	Power driven hand tools, pneumatic (2)	12/75	138.4	137.6	144.8	149.6	152.8
35493	Welding and cutting apparatus, except electric	12/71	164.2	160.1	173.0	177.2	179.6
35511	Dairy & milk products plant machinery and equipment	12/75	145.7	144.0	151.4	154.9	154.9
35512	Commercial food products machinery, ex. wrapping machines	12/75	315.5	311.3	333.9	360.7	360.7
35514	Packing, packaging & bottling machinery for indust. prods.	12/75	140.9	140.1	150.1	158.6	159.7
35521	Textile machinery (2)	12/69	226.0	224.0	243.3	249.4	248.1
35522	Parts and attachments for textile machinery (2)	12/69	202.8	198.7	225.4	230.0	231.3
35531	Woodworking machinery excluding home workshops (2)	12/72	201.7	202.4	208.8	215.6	216.1
35551	Printing presses, lithographic	12/69	238.5	236.3	252.1	252.1	254.4
35553	Typesetting machinery and equipment	12/75	101.5	101.3	102.9	108.1	108.1
35591	Chemical manufacturing industries mach. & equipment & parts	12/75	147.4	145.3	160.6	161.3	166.5
35612	Hydraulic fluid power pumps	12/70	198.5	196.8	213.6	214.2	221.8
35613	Domestic water systems & pumps, incl. pump jacks/cylinders.	12/75	131.2	131.5	138.5	143.5	143.6
35622	Taper (except thrust) roller bearings, complete	12/75	162.5	164.5	172.8	172.8	172.8
35623	Other roller bearings, complete	12/75	166.8	166.2	182.8	185.4	185.4
35624	Mounted bearing	12/70	271.1	270.4	300.9	300.8	300.8
35631	Air and gas compressors and vacuum pumps	12/70	223.4	223.2	230.5	236.9	235.3
35671	Electrical industrial furnaces and ovens, metal processing	12/75	150.1	148.8	168.2	171.3	173.3
35672	Fuel-fired industrial furnaces and ovens, metal processing	12/75	157.5	156.9	166.0	175.0	175.5
35681	Plain bearings and bushings, unmounted	12/74	145.4	142.0	146.7	146.7	151.6
35691	Packing and packaging machinery, n.e.c.	12/76	134.9	134.2	142.6	144.7	146.0
35742	Electronic calculating machines	12/75	75.0	73.1	73.2	73.2	73.2
35743	Accounting machines and cash registers	12/75	95.1	95.1	96.7	97.7	97.7
35760	Scales and balances, except laboratory (2)	12/75	213.0	206.2	218.2	223.5	227.7
35793	Duplicating machines	12/75	149.5	146.9	157.4	158.2	158.7
35797	Typewriters	12/75	148.6	148.6	150.2	149.2	149.7
35811	Automatic merchandising machines	12/75	186.2	185.8	193.2	200.1	200.1
35851	Heat transfer equipment, except room air-conditioners	12/77	127.2	126.0	133.5	133.8	134.0
35852	Unitary air-conditioners	12/75	132.1	130.8	136.7	137.2	138.1
35853	Commercial refrigeration equipment	12/75	199.3	197.3	211.0	215.7	219.1
35854	Compressors and compressor units, all refrigerants	12/77	123.7	122.4	127.8	127.9	128.1
35855	Condensing units, all refrigerants	12/77	119.8	118.4	123.2	123.9	126.5
35858	Warm air furnaces (except floor & wall) & parts/attachments	12/75	204.6	200.7	219.6	220.4	225.1
35921	Carburetors, new and rebuilt	12/75	166.1	163.0	175.8	175.8	175.8
35922	Pistons and piston rings	12/75	159.2	158.1	163.7	168.0	168.0
35923	Valves (intake and exhaust)	12/75	158.4	148.4	184.5	192.7	192.7
35992	Pneumatic and hydraulic cylinders	12/75	146.4	147.2	155.9	158.9	161.0
36	ELECTRICAL AND ELECTRONIC MACHINERY, EQUIPMENT, AND SUPPLIES						
36122	Power and distribution transformers, except parts	12/75	181.0	176.3	191.7	204.5	206.0
36127	Power regulators, boosters, reactors, other transformers	12/75	212.1	208.9	222.5	232.4	235.5
36131	Switchgear, except ducts and relays	12/75	204.1	205.9	209.7	225.5	225.5
36132	Power circuit breakers all voltages	12/75	182.4	180.7	192.8	196.8	195.2
36133	Low voltage panelboards and distribution boards	12/75	276.8	279.5	290.7	295.9	296.0

See footnotes at end of table.

Table 13. Continued—Producer price indexes for the output of selected census product classes

(1967 = 100 unless otherwise indicated)

1972 Census code	Product class	Other index base	INDEX				
			1980		1981		
			Ann. avg.	May	Jan. 1/	Apr. 1/	May 1/
36134	Fuses and fuse equipment, under 2300 volts		302.0	304.3	310.3	325.2	325.2
36136	Duct, including plug-in units & accessories, 750 volts & under	12/75	170.8	174.8	179.5	180.9	176.7
36211	Fractional horsepower motors		235.6	230.9	249.5	247.2	247.2
36212	Integral h.p. motors/generators, exc. land trans. equip.	12/68	265.9	264.5	280.1	287.3	287.9
36231	Arc welding machines, components, except electrodes	12/72	181.4	180.8	187.7	187.6	189.1
36232	Arc welding electrodes, metal	12/72	230.2	228.8	240.2	247.4	248.0
36233	Resistance welders, accessories, and electrodes	12/72	191.5	192.0	197.2	202.1	206.2
36241	Electrodes	12/75	164.0	166.3	179.2	195.1	195.1
36311	Electric household ranges and ovens		178.4	178.0	184.8	187.1	187.4
36312	Household ovens and ranges, equipment, and parts	12/75	136.3	136.9	145.7	144.1	144.1
36321	Household refrigerators, including comb. refrig.-freezers	12/75	124.6	122.6	130.9	131.3	131.3
36331	Household mechanical washing machines, dryers (2)		180.4	180.2	190.3	192.1	192.8
36342	Electric razors and dry shavers		147.5	147.8	147.6	153.0	153.0
36350	Household vacuum cleaners, including parts and attachments		149.4	142.3	155.1	146.5	146.5
36360	Sewing machines & parts, excluding cases and cabinets	12/75	129.1	129.2	130.3	131.2	153.1
36392	Household water heaters, except electric		220.1	221.1	229.4	229.7	229.8
36394	Dishwashing machines and food waste disposers		165.1	162.5	174.6	175.8	176.5
36410	Electric lamps (bulbs only), including sealed beam lamps		255.9	246.6	261.4	271.3	270.8
36441	Pole line and transmission hardware		278.2	272.3	297.6	306.8	307.2
36442	Electrical conduit and conduit fittings	12/72	217.8	217.2	232.9	252.1	252.1
36443	Other noncurrent-carrying wiring devices and supplies		322.6	321.8	337.0	344.8	344.8
36451	Residential type electric fixtures, except portable		236.9	235.6	245.9	257.5	261.5
36462	Commercial & institutional type electric lighting fixtures	12/67	209.3	207.1	218.9	237.7	237.7
36463	Industrial type electric lighting fixtures		223.2	225.3	227.9	244.0	244.0
36470	Vehicular lighting equipment (including parts/accessories)	12/71	188.7	183.2	204.4	204.4	226.2
36485	Outdoor lighting equipment	12/67	226.0	226.9	235.9	247.5	247.5
36512	Television receiver, including combination models (2)		89.3	89.5	88.9	89.0	88.7
36623	Intercommunication equipment and electric alarm systems	06/78	109.8	110.3	108.4	112.1	112.1
36710	Receiving type electron tubes, except cathode ray		263.6	267.5	300.7	300.7	300.7
36730	Transmittal, industrial, & special purpose electron tubes		213.4	212.2	233.7	234.5	239.0
36741	Integrated microcircuits (semiconductor networks)	12/75	71.1	72.7	69.0	68.9	67.7
36742	Transistors	12/75	98.2	96.9	101.2	101.1	101.0
36743	Diodes and rectifiers	12/75	102.2	102.4	102.4	102.4	102.4
36749	Other semiconductor devices	06/76	86.1	86.7	85.4	86.0	86.3
36750	Capacitors for electronic applications	12/67	189.8	187.2	198.9	199.6	199.0
36760	Electronic resistors (2)	12/67	161.4	160.0	167.4	168.5	170.0
36780	Electronic connectors (2)	12/75	147.5	146.3	150.7	151.2	150.1
36920	Primary batteries, wet and dry (2)		175.4	175.6	177.7	182.5	180.8
36944	Spark plugs		184.8	187.8	187.8	197.1	197.1
37	TRANSPORTATION EQUIPMENT						
37111	Passenger cars, knocked down or assembled		180.9	178.5	189.9	192.7	194.0
37112	Truck tractors, truck chassis and trucks		230.9	225.9	249.8	254.4	257.8
37113	Buses and fire department vehicles		246.2	244.9	263.7	267.2	273.5
38	INSTRUMENTS AND RELATED PRODUCTS						
38251	Integrating instruments, electrical	12/71	150.1	148.8	151.2	163.2	169.8
38252	Test equip. for testing electrical, radio, & comm. circuits	12/71	160.8	159.2	165.7	167.8	168.0
38423	Personal industrial safety devices	06/78	117.9	117.5	122.8	126.2	126.5
38424	Electronic hearing aids	06/78	107.9	109.0	108.5	112.6	113.6
38513	All other ophthalmic goods	06/78	112.5	112.8	117.4	118.1	118.1
38734	Watches with imported movements		171.2	170.9	193.6	188.8	(3)
39	MISCELLANEOUS MANUFACTURING INDUSTRIES						
39111	Jewelry made of platinum metals and karat gold	12/75	427.3	380.4	412.0	373.8	374.7
39112	Jewelry, made of precious metals		317.0	319.2	337.9	316.5	314.8
39142	Flatware		597.5	528.1	490.4	436.8	437.7
39151	Jewelers' findings and materials	12/78	231.1	196.0	212.8	186.4	189.2
39152	Lapidary work and diamond cutting	12/78	118.1	118.9	114.8	111.9	110.8
39311	Pianos		223.3	222.9	232.3	233.3	234.4
39312	Organs		162.3	162.3	171.1	173.6	173.6
39314	Other musical instruments and parts		222.9	219.7	233.8	235.3	235.3
39420	Dolls and stuffed toy animals		170.4	171.8	174.9	174.7	174.7
39442	Toys, excluding games	12/75	134.6	134.8	141.6	144.8	145.3
39443	Baby carriages and children's vehicles, except bicycles		229.4	227.3	234.1	241.1	241.6
39491	Fishing tackle and equipment		182.6	173.9	196.9	196.9	198.0
39492	Golf equipment	12/75	108.4	106.8	112.5	112.3	112.3
39521	Lead pencils and crayons	12/75	135.1	135.0	141.3	144.9	144.9
39552	Carbon paper, stencil paper, etc.	12/75	123.9	126.5	122.4	122.6	122.6
39610	Costume jewelry and costume novelties		143.1	139.1	147.0	152.6	152.6
39913	Other brushes		194.0	195.5	202.8	202.7	203.5
39951	Metal caskets and coffins, completely lined and trimmed		179.1	178.7	184.2	188.1	188.6
39952	Wood caskets and coffins, completely lined and trimmed		212.0	209.5	220.2	225.8	225.8
39960	Linoleum and asphalted-felt-base floor covering		211.5	210.8	218.1	222.0	222.0
39991	Chemical fire extinguishing equipment and parts	12/75	128.6	127.7	133.8	139.7	139.7
39993	Matches		197.5	200.0	207.8	211.6	211.6
50	WHOLESALE TRADE, DURABLE GOODS						
50931	Iron and steel scrap	12/75	149.1	137.0	158.3	164.7	158.3

¹ Data for January 1981 have been revised to reflect the availability of late reports and corrections by respondents. All data are subject to revision 4 months after original publication. Data are not seasonally adjusted.

² These indexes are calculated by a revised methodology. See "Technical Note on Data from the Producer Price Index Revision" at the back of this publication.

³ Not available.

N.E.C. Not elsewhere classified.

Because of a correction for January 1981 revised data implemented after the release of data for May 1981, January 1981 figures reported in the May 1981 News Release may be incorrect. The January 1981 revised data in this table are correct.

Table 14. Price indexes and percent changes for total railroad freight and selected STCC¹ groups

(1969 = 100 unless otherwise indicated)

Code 1/	Description	1976 relative importance 3/	Indexes			Percent change to May 1981 from:			
			May 1980	Apr. 1981	May 1981	12 months ago	6 months ago	3 months ago	1 month ago
	Total railroad freight 2/	100.0	279.7	321.0	321.4	14.9	7.3	1.2	0.1
01	Farm products	9.1	263.9	304.6	304.6	15.4	7.4	1.3	0
0113	Grain 4/	6.4	123.5	144.0	144.0	16.6	7.8	.8	0
10	Metallic ores	3.2	304.6	350.6	351.8	15.5	7.7	1.9	.3
1011	Iron ores 4/	2.3	121.2	137.2	137.9	13.8	7.7	2.2	.5
11	Coal	11.3	307.7	346.3	346.3	12.5	7.1	1.3	0
1121	Bituminous coal 4/	11.1	125.0	140.6	140.6	12.5	7.2	1.4	0
14	Nonmetallic minerals	3.7	299.0	370.6	370.6	23.9	10.8	1.3	0
20	Food products	11.3	276.2	323.1	323.1	17.0	7.4	1.1	0
24	Wood or lumber products	7.0	271.7	317.2	317.2	16.7	6.9	.8	0
2421	Lumber or dimension stock 4/	2.8	121.5	142.8	142.8	17.5	6.8	.6	0
26	Pulp, paper, or allied products	6.4	258.0	300.3	300.1	16.3	7.3	.9	-1
28	Chemical or allied products	11.0	270.6	312.5	312.5	15.5	7.1	1.0	0
2812	Potassium or sodium inorganic compounds 4/	2.5	119.9	137.5	137.6	14.8	6.7	.9	.1
29	Petroleum or coal products 4/	3.7	120.4	139.6	139.6	15.9	7.1	1.0	0
32	Clay, concrete, glass, or stone products	4.3	294.5	348.4	348.4	18.3	8.0	1.1	0
33	Primary metal products	5.1	280.8	308.6	308.6	9.9	5.0	.9	0
3312	Primary iron or steel products 4/	2.9	118.6	127.2	127.2	7.3	4.1	1.0	0
37	Transportation equipment	9.8	283.0	309.9	309.9	9.5	7.2	1.1	0
3711	Motor vehicles 4/	5.0	118.4	129.7	129.7	9.5	7.2	1.0	0
3714	Motor vehicle parts or accessories 4/	4.2	121.4	133.7	133.7	10.1	7.3	1.2	0
40	Waste or scrap materials 4/	2.4	124.7	136.6	146.1	17.2	15.3	8.2	7.0
46	Miscellaneous mixed shipments 4/	3.3	119.3	133.2	132.9	11.4	5.1	-4	-2

¹ Standard Transportation Commodity Code.

² The price index for total railroad freight also includes STCC groups not shown separately.

³ The figure shown for each item is its percent of total railroad freight.

⁴ Dec. 1978 = 100.

NOTE: The index is designed to measure changes in the prices of shipping goods by rail in the United States. The representative prices and sample used for the index reflect the railroads' prices for shipping a fixed set of commodities under specified and unchanging conditions. The index is not intended to measure changes in railroad revenue or shipper costs that result from changes in services or mode.

Table 15. Producer price indexes and percent changes for selected telephone services

Industry/ product code	Description	Indexes			Percent change from:			
		Jan.	Apr.	May	May, 1980	Feb. 1981	Mar. 1981	Apr. 1981
		1981 1/	1981 1/	1981 1/	to May 1981	to Mar. 1981	to Apr. 1981	to May 1981
4811-1	Local service	133.1	136.1	136.8	8.7	0.1	0.6	0.5
4811-111	Residential 2/	134.4	137.0	137.7	9.5	.2	.7	.5
4811-112	Business	138.7	141.9	142.6	9.1	.1	.9	.5
4811-113	Optional additional usage	118.5	123.1	123.7	4.6	0	0	.5
4811-2	Toll service	129.1	129.0	128.7	4.1	0	0	-2
4811-211	Intrastate MTS	136.0	136.0	135.1	2.3	0	0	-7
4811-212	Interstate MTS	127.4	127.4	127.4	5.5	0	0	0
4811-213	International MTS	96.2	95.2	95.2	4.7	0	0	0
4811-214	WATS	120.2	120.2	120.3	5.0	0	0	.1
4811-214-11	Interstate WATS	110.5	110.5	110.5	5.1	0	0	0
4811-214-12	Intrastate WATS	145.9	145.8	146.1	4.6	0	0	.2
4811-911	Directory advertising	159.7	159.6	160.3	4.2	.6	.5	.4

¹ Data for January 1981 have been revised to reflect the availability of late reports and corrections by respondents. All data are subject to revision 4 months after original publication. Data are not seasonally adjusted.

² Telephone services contained in the Consumer Price Index cover not only local residential service, but also parts of toll service, equipment leasing (such as extension phones), and non-recurring charges (such as installation).

Technical Notes

Brief Explanation of Producer Price Indexes

Producer price indexes measure average changes in prices received in primary markets of the United States by producers of commodities in all stages of processing. These data were previously presented as the Wholesale Price Index. The name "Producer Price Indexes" is now being used to reflect more accurately the coverage of the data. The sample used for calculating these indexes continues to contain nearly 2,800 commodities and about 10,000 quotations selected to represent the movement of prices of all commodities produced in the manufacturing, agriculture, forestry, fishing, mining, gas and electricity, and public utilities sectors. The universe includes all commodities produced or imported for sale in commercial transactions in primary markets in the United States.

Producer price indexes can be organized by stage of processing or by commodity. The stage-of-processing structure organizes products by degree of fabrication (i.e., finished goods, intermediate or semifinished goods, and crude materials). The commodity structure organizes products by similarity of end-use or material composition.

Finished goods are commodities that will not undergo further processing and are ready for sale to the ultimate user, either an individual consumer or a business firm. Capital equipment (formerly called producer finished goods) includes commodities such as motor trucks, farm equipment, and machine tools. Finished consumer goods include foods and other types of goods eventually purchased by retailers and used by consumers. Consumer foods include unprocessed foods such as eggs and fresh vegetables, as well as processed foods such as bakery products and meats. Other finished consumer goods include durables such as automobiles, household furniture, and jewelry, and nondurables such as apparel and gasoline.

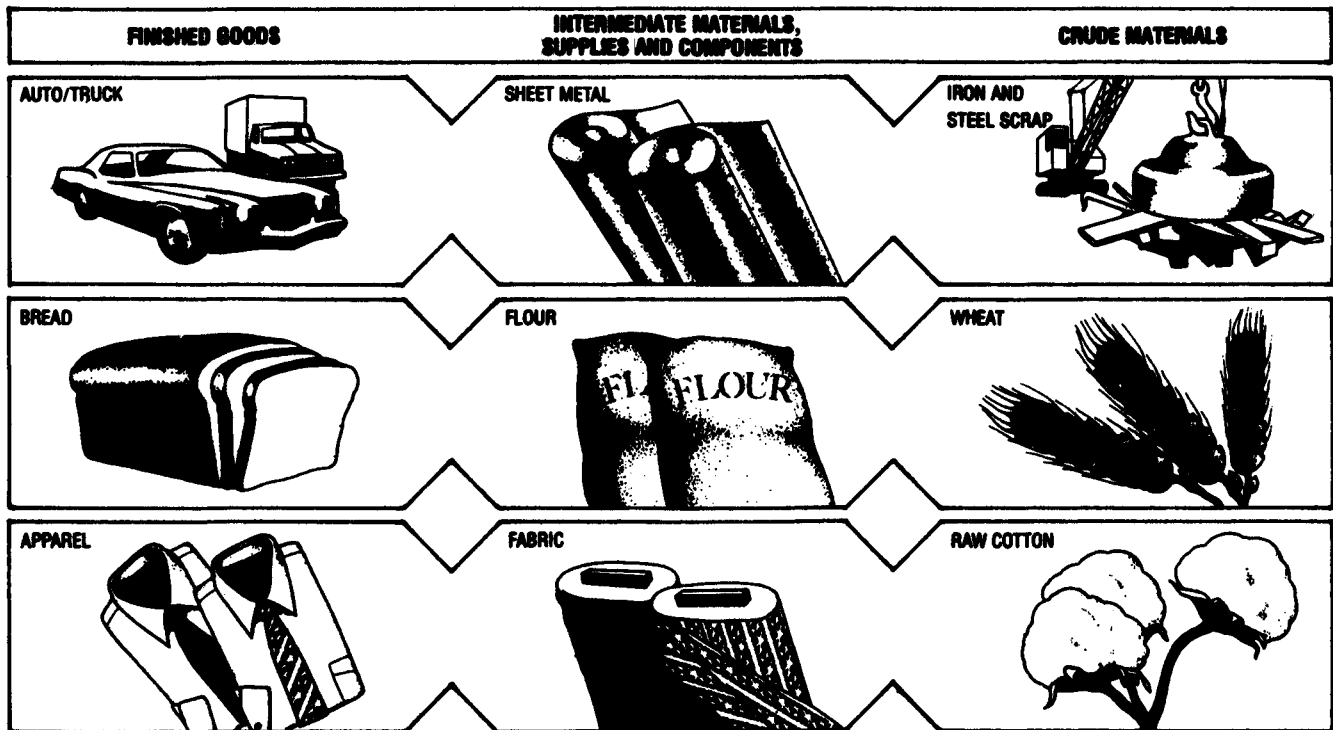
Intermediate materials, supplies, and components are commodities that have been processed but require further processing before they become finished goods. Examples of such semifinished goods include flour, cotton yarns, steel mill products, belts and belting, lumber, li-

quefied petroleum gas, paper boxes, and motor vehicle parts.

Crude materials for further processing include products entering the market for the first time which have not been manufactured or fabricated but will be processed before becoming finished goods. Scrap materials are also included. Crude foodstuffs and feedstuffs include items such as grains and livestock. Examples of crude nonfood materials include raw cotton, crude petroleum, natural gas, hides and skins, and iron and steel scrap.

For analysis of general price trends, stage-of-processing indexes are more useful than commodity grouping indexes. This is because commodity grouping indexes sometimes produce exaggerated or misleading signals of price changes by reflecting the same price movement through various stages of processing. For example, suppose that a price rise for steel scrap results in an increase in the price of steel sheet and then an advance in prices of automobiles produced from that steel. The All Commodities Price Index and the Industrial Commodities Price Index would reflect the same price movement three times—once for the steel scrap, once for the steel sheet, and once for the automobiles. This multiple counting occurs because the weighting structure for the All Commodities Index uses the total shipment values for all commodities at all stages of processing. On the other hand, the Finished Goods Price Index would reflect the change in automobile prices, the Intermediate Materials Price Index would reflect the steel sheet price change, and the Crude Materials Price Index would reflect the rise in the price of steel scrap. (See illustration.)

To the extent possible, prices used in calculating producer price indexes apply to the first significant commercial transaction in the United States, from the production or central marketing point. Price data are generally collected monthly, primarily by mail questionnaire. Respondents are asked to provide net prices or to provide all applicable discounts. BLS attempts to base producer price indexes on actual transaction prices; however, list or book prices are used if transaction prices are not available. Most prices are obtained directly from producing companies on a voluntary and confidential basis, but some prices are taken from trade publications or from other Government agencies. Prices



generally are reported for the Tuesday of the week containing the 13th day of the month.

In calculating producer price indexes, price changes for the various commodities are averaged together with weights representing their importance in the total net selling value of all commodities as of 1972. The detailed data are aggregated to obtain indexes for stage-of-processing groupings, commodity groupings, durability of product groupings, and a number of special composite groupings. Each index measures price changes from a reference period which equals 100.0 (usually 1967, as designated by the Office of Management and Budget). An increase of 125 percent from the reference period in the Finished Goods Price Index, for example, is shown as 225.0. This change can also be expressed in dollars, as follows: "The price of a representative sample of finished goods sold in primary markets in the United States has risen from \$100 in 1967 to \$225."

Calculating Index Changes

Movements of price indexes from one month to another are usually expressed as percent changes rather than changes in index points because index point changes are affected by the level of the index in relation to its base period, while percent changes are not. The box shows the computation of index point and percent changes.

<i>Index Point Change</i>	
Finished Goods Price Index	185.5
less previous index	<u>184.5</u>
equals index point change	1.0
<i>Index Percent Change</i>	
Index point change	<u>1.0</u>
divided by the previous index	184.5
equals	0.005
result multiplied by 100	0.005 x 100
equals index percent change	0.5

Percent changes for 3-month and 6-month periods are expressed as annual rates that are computed according to the standard formula for compound growth rates. These data indicate what the percent change would be if the current rate were maintained for a 12-month period.

Seasonally Adjusted and Unadjusted Data

Because price data are used for different purposes by different groups, the Bureau of Labor Statistics published seasonally adjusted as well as unadjusted changes each month.

For analyzing general price trends in the economy, seasonally adjusted data usually are preferred because they eliminate the effect of changes that normally occur at about the same time and in about the same magnitude

every year—such as price movements resulting from normal weather patterns, regular production and marketing cycles, model changeovers, seasonal discounts, and holidays. For this reason, seasonally adjusted data more clearly reveal the underlying cyclical trends. Seasonally adjusted data are subject to revision when seasonal factors are revised each year.

The unadjusted data are of primary interest to users who need information which can be related to the actual dollar values of transactions. Individuals requiring this information include marketing specialists, purchasing agents, budget and cost analysts, contract specialists, and commodity traders. Unadjusted data generally are used in escalating contracts such as purchase agreements or real estate leases.

Data from the Producer Price Index Revision

Each month this report presents data from the Producer Price Index (PPI) revision in table 4, "Producer price indexes for the net output of selected industries and their products." Indexes for the four industries in the pilot program to test the methodology and concepts of the PPI revision formerly appeared in table 14. Table 4 includes data for additional Standard Industrial Classification (SIC) industries (4-digit level) and Census products (7-digit level); indexes for Census product classes (5- and 6-digit levels) and more detailed sub-products (9-digit level); and, for some industries, indexes for other sources of revenue. Thus, table 4 shows all official indexes arising from the ongoing PPI revision. By 1985, table 4 will cover all 493 SIC mining and manufacturing industries.

Traditional commodity price indexes and Industry-Sector Price Indexes (ISPI's) will continue to be published. In 1983, however, an entirely new structure will replace the traditional commodity structure as the primary vehicle for releasing and analyzing price changes at the primary market level.

Kinds of product indexes

Industries listed in table 4 may be represented by one to three kinds of product indexes. Every industry has *primary product indexes* to show changes in prices received by establishments classified in the industry for products made primarily, but not exclusively, within that industry. To be classified in an industry, an establishment must have a plurality of its total shipment value accounted for by primary products. In addition, some industries also may have *secondary product indexes* to show changes in prices received by establishments classified in the industry for products

primary to some other industry. Finally, some industries have *miscellaneous receipts indexes* to show price changes in other sources of revenue received by establishments within the industry which are not derived from the sale of their products. Because of the distinction between primary and secondary products, an index for a product made in one industry may differ from the index for the same product made in another industry.

Corresponding Indexes

Some 7-digit Census products published in table 4 correspond to 8-digit commodities published in table 6. Similarly, some 4-digit SIC industries and 5-digit Census product classes in table 4 correspond to the ISPI's in tables 11, 12, and 13. In these cases, movements in the commodity or Industry-Sector Price Indexes are calculated on the basis of the movements of their counterparts in table 4. Although most such indexes continue to be published in tables 6, 11, or 13 on their original base period of 1967=100 or some later base, the corresponding indexes in table 4 are published on a base of the month of their introduction. Therefore, index levels for corresponding items may differ, but monthly percent changes will be identical.

A point code of ".99" immediately after an 8-digit commodity code in table 6 identifies a commodity index that is calculated from a product index in table 4. A footnote after the industry or product class title in tables 11, 12, or 13 indicates an ISPI based on an index from table 4. The aggregation of commodity price indexes into commodity grouping indexes in table 6 continues to follow the traditional methodology; similarly, stage-of-processing price indexes in table 1 also are calculated from the commodity grouping indexes as in the past.

How new indexes differ from traditional commodity indexes

New indexes differ from traditional commodity indexes in a number of respects:

(1) New indexes are *industry-based*. The entire output of each industry is sampled, including primary and secondary production and miscellaneous receipts. Traditional commodity indexes are based on a selection of the most important commodities, and most Industry-Sector Price Indexes continue to be calculated from these traditional commodity indexes. In addition, traditional ISPI's do not cover miscellaneous receipts, and prices of products are included without systematic regard for the industry classification of the producer. New indexes, on the other hand, are based on prices of primary and secondary products made by producers classified in the specified industry; as a result, new indexes apply to production within the specified industry. As data from more mining and manufacturing industries become available, additional indexes will be

constructed to cover each product regardless of the industry of origin.

(2) New indexes are easier to use with other industry-oriented economic data because they are *classified according to the SIC* and incorporate most features of the Census of Manufactures product code extensions of the SIC.

(3) New indexes use *net output values of shipments as weights*. Net output values refer to the value of shipments leaving the industry and exclude intra-industry shipments. In contrast, weights in traditional commodity price indexes and ISPI's include shipments within an industry. The resulting multiple-counting of price changes at successive stages of processing is one major defect of the traditional commodity grouping indexes. Stage-of-processing indexes partially correct this defect, but new indexes consistently correct it at all levels of aggregation. (Net output weights are not used, however, for traditional commodity indexes whose movements are based on corresponding new indexes.)

In the revision program, the relative importance of items within a product is based upon shipment value data and sampling weights from the revision survey itself. When detailed products are aggregated to the 5-digit product class and 4-digit industry levels, however, weights are taken from Census of Manufactures data, along with estimates of intra-industry

shipments from input-output tables produced by the Bureau of Economic Analysis of the U.S. Department of Commerce.

(4) New indexes emphasize *actual transaction prices at the time of shipment* to minimize the use of list prices and order prices, which occasionally have been used in traditional commodity price indexes and ISPI's. In addition, some traditional indexes have been calculated intentionally from order prices rather than from shipment prices.

(5) New indexes are based on prices reported by companies of all sizes and locations selected by *probability sampling*. In addition, individual items and transaction terms from these firms are chosen by probability techniques. (Estimates of sampling error will be published later.) In the traditional PPI program, major companies selected on a judgment basis have been asked to report prices for volume-selling items under "typical" transaction terms.

For further information on the underlying concepts and methodology of the PPI revision, see two *Monthly Labor Review* articles by John F. Early: "Improving the Measurement of Producer Price Change," April 1978; and "The Producer Price Index Revision: Overview and Pilot Survey Results," December 1979. Reprints are available from the Bureau of Labor Statistics on request.

The New Handbook of Labor Statistics


Bulletin 2070

Makes available in one 490-page volume historical data (through 1979 in most cases) on the major statistical series produced by the Bureau of Labor Statistics

Features regrouped tables placing together data collected from the same survey or source

Provides technical notes for each major group of tables

Includes related series from other government agencies and foreign countries



Contains 190 tables with data on:

- Labor force characteristics
- Employment and unemployment
- Hours and earnings
- Wage and benefit changes
- Productivity and unit labor costs
- Prices and living conditions
- Unions and industrial relations
- Occupational injuries and illnesses
- Foreign labor statistics
- General economic data

The BLS regional office nearest you will expedite your order.

1603 JFK Federal Bldg.
Boston, Mass. 02203
Suite 3400
1515 Broadway
New York, N.Y. 10036
P.O. Box 13309
Philadelphia, Pa. 19101

Suite 540
1371 Peachtree St., N.E.
Atlanta, Ga. 30367
9th Floor
230 South Dearborn St.
Chicago, Ill. 60604

Room 221
555 Griffin Sq. Bldg.
Dallas, Tex. 75202
911 Walnut St.
Kansas City, Mo. 64106
Box 36017
450 Golden Gate Ave.
San Francisco, Calif. 94102

You may also send your order directly to:

Superintendent of Documents
U.S. Government Printing Office
Washington, D.C. 20402

Make checks payable to
the Superintendent of Documents

Please send _____ copies of *Handbook of Labor Statistics*,
Bulletin 2070, GPO Stock No. 029-001-02194-1, at \$9.50 per copy.

Name _____

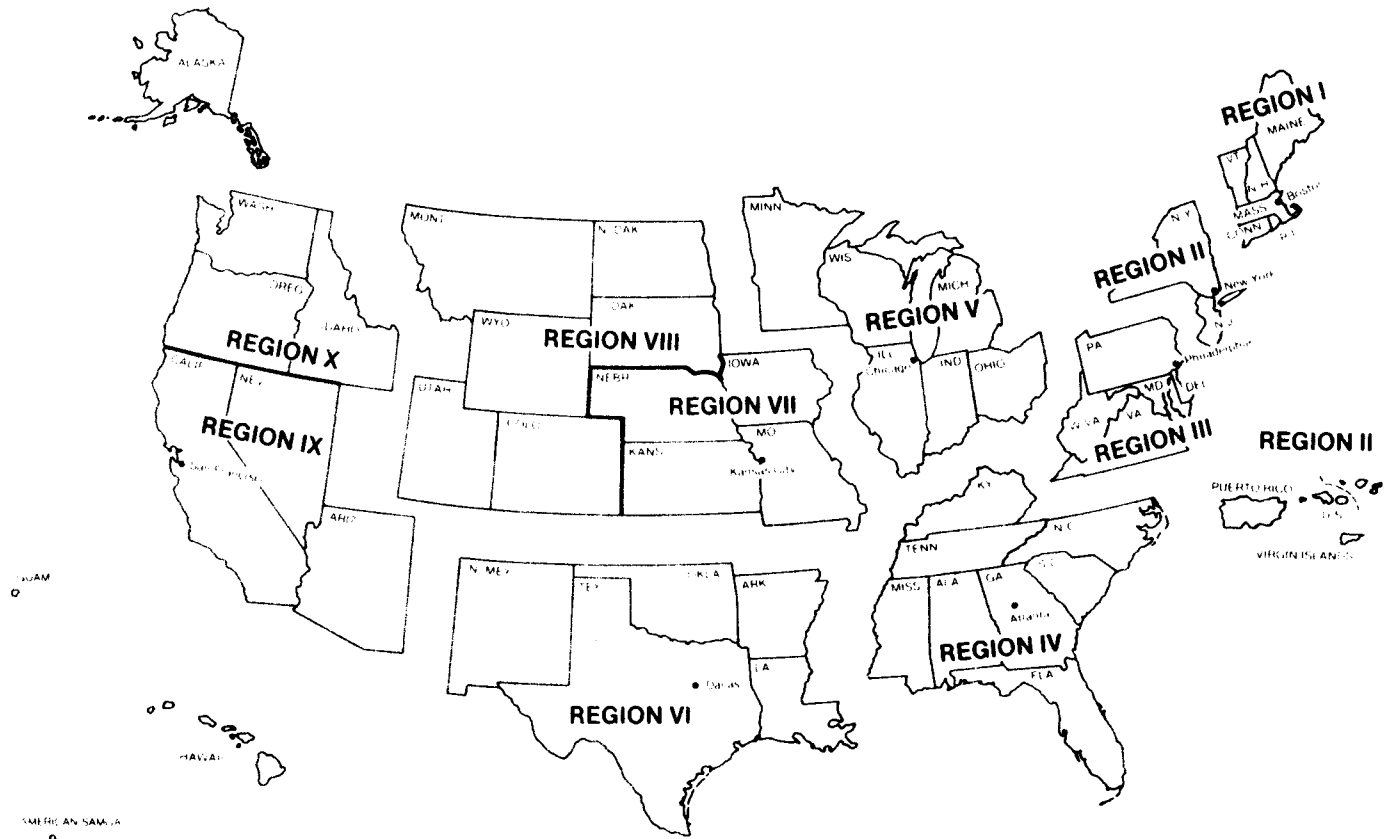
Organization (if applicable) _____

Street address _____

City, state, ZIP _____

Bureau of Labor Statistics

Regional Offices



Region I

1603 JFK Federal Building
 Government Center
 Boston, Mass. 02203
 Phone: (617) 223-6761

Region II

Suite 3400
 1515 Broadway
 New York, N.Y. 10036
 Phone: (212) 944-3121

Region III

3535 Market Street
 P.O. Box 13309
 Philadelphia, Pa. 19101
 Phone: (215) 596-1154

Region IV

1371 Peachtree Street, N.E.
 Atlanta, Ga. 30367
 Phone: (404) 881-4418

Region V

9th Floor
 Federal Office Building
 230 S. Dearborn Street
 Chicago, Ill. 60604
 Phone: (312) 353-1880

Region VI

Second Floor
 555 Griffin Square Building
 Dallas, Tex. 75202
 Phone: (214) 767-6971

Regions VII and VIII

911 Walnut Street
 Kansas City, Mo. 64106
 Phone: (816) 374-2481

Regions IX and X

450 Golden Gate Avenue
 Box 36017
 San Francisco, Calif. 94102
 Phone: (415) 556-4678