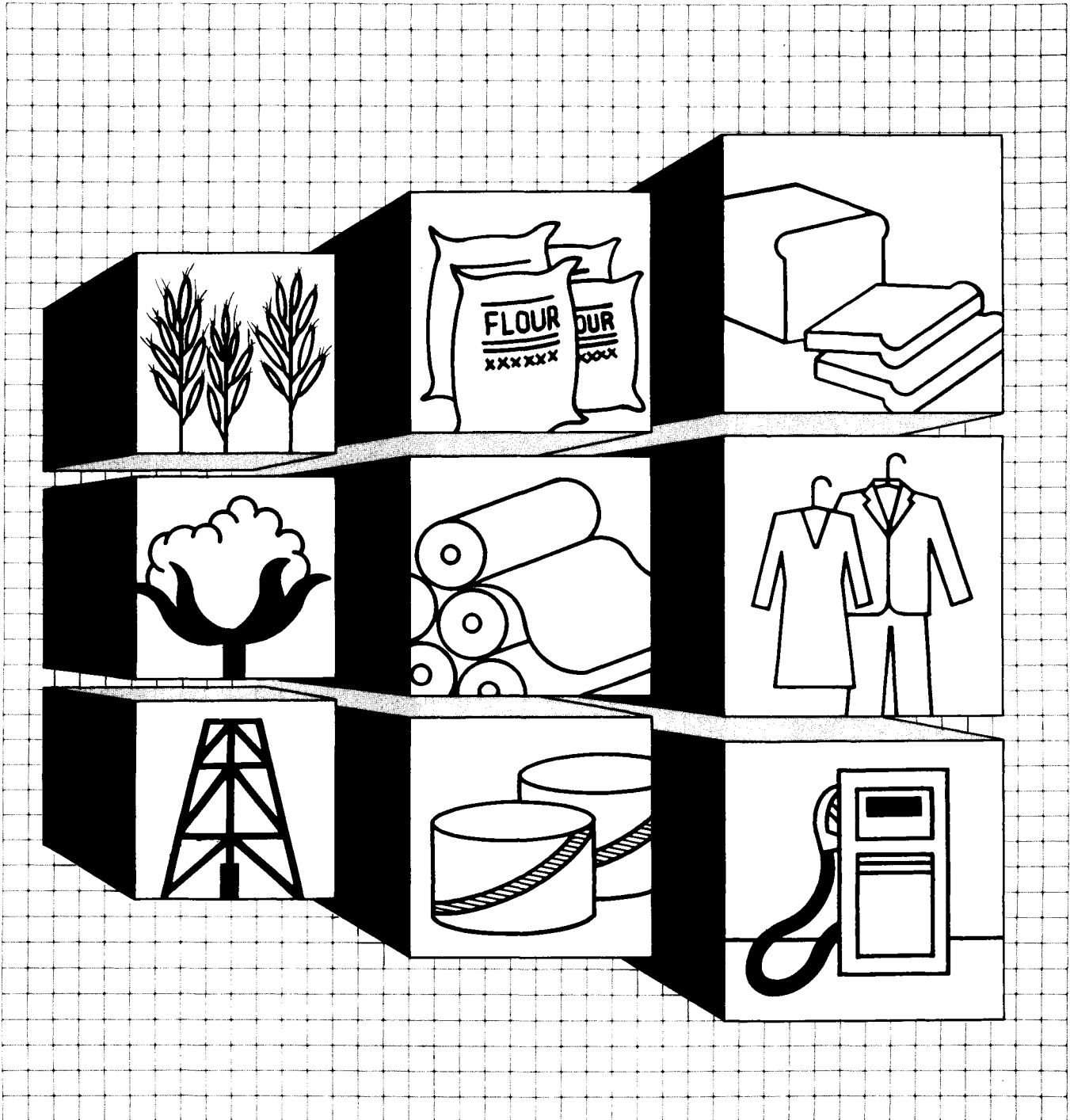


Producer Price Indexes Data for September 1987



U.S. Department of Labor
Bureau of Labor Statistics





U.S. DEPARTMENT OF LABOR

BUREAU OF LABOR STATISTICS

Janet L. Norwood, *Commissioner*

OFFICE OF PRICES AND LIVING CONDITIONS

Kenneth V. Dalton, *Associate Commissioner*

Producer Price Indexes is a monthly report on producer price movements including text, tables, and technical notes. An annual supplement contains monthly data for the calendar year, annual averages, and information on weights. A subscription may be ordered for 1 or 2 years from the Superintendent of Documents, U.S. Government Printing Office, Washington, DC 20402.

Annual subscription price:

\$21 a year domestic (includes supplement)

\$5.25 additional foreign

Single copy \$8.50; foreign \$10.63

Supplement \$13; foreign \$16.25

Material in this publication is in the public domain and, with appropriate credit, may be reproduced without permission. Second-class postage paid at Washington, DC and at additional mailing offices.

ISSN 0882-5270

November 1987

Producer Price Indexes Data for September 1987

Contents

	<i>Page</i>		<i>Page</i>
Price movements, September 1987	1	6. Producer price indexes and percent changes for commodity groupings and individual items	137
Producer price indexes will shift to new reference base in 1988	3		
Tables			
1. Producer price indexes and percent changes by stage of processing	4	7. Producer price indexes by durability of product	184
2. Producer price indexes and percent changes for selected commodity groupings by stage of processing	5	8. Producer price indexes for special commodity groupings	185
3. Producer price indexes for selected stage-of-processing groupings, seasonally adjusted	8	9. Producer price indexes and percent changes for selected telephone services ...	186
4. Producer price indexes for the net output of major industry groups	9	10. Producer price indexes and percent changes for postal services	186
5. Producer price indexes for the net output of selected industries and their products	10	11. Producer price indexes for material inputs to construction industries	187
		Technical notes	188

Scheduled Release Dates			
Producer Price Index data are scheduled for initial release on the following dates:			
<i>Index month</i>	<i>Release date</i>	<i>Index month</i>	<i>Release date</i>
October	November 13	January	February 12
November	December 11	February	March 11
December	January 15		

Price Movements September 1987

The Producer Price Index for Finished Goods moved up 0.3 percent seasonally adjusted from August to September. Although unchanged from July to August, the index had risen about 0.3 percent per month on average through the first 7 months of 1987. The index for intermediate goods inched up 0.1 percent in September, the smallest increase so far this year. Crude material prices dropped 0.9 percent following moderate advances in July and August and considerably larger climbs during the first half of 1987. (See table A.)

Among finished goods, consumer food prices turned up following decreases in each of the 2 immediately preceding months. Following 5 months of modest changes, prices for finished goods other than food and energy advanced considerably (0.6 percent). In contrast, the finished energy goods index declined after rising in 7 of the first 8 months of the year.

Before seasonal adjustment, the Producer Price Index for Finished Goods fell 0.2 percent in September to 296.7 (1967=100).

From September 1986 to September 1987, the Finished Goods Price Index moved up 3.3 percent. During the same 12-month period, the consumer foods index rose 1.1 percent, finished energy prices climbed 10.6 percent, consumer goods other than foods and energy increased 3.4 percent, and the capital equipment index moved up 2.3 percent. Prices

received by producers of intermediate goods rose 4.2 percent during the 12 months ended in September 1987, while crude material prices advanced 10.9 percent.

Finished goods

Finished consumer goods. The Producer Price Index for finished consumer goods moved up 0.2 percent in September seasonally adjusted after inching down 0.1 percent in August. Prices for consumer foods advanced 1.1 percent after falling 1.3 percent in the preceding month. Following substantial declines in August, prices rose for fresh fruits and vegetables, pork, beef and veal, and eggs. In addition, prices climbed more than in the previous month for dairy products, shortening and cooking oils, and milled rice. Fish prices inched down, after falling rapidly in August. Prices for processed poultry and roasted coffee turned down after increasing the month earlier, however.

After rising 1.5 percent in both July and August, the index for finished energy goods dropped 3.7 percent. Gasoline and home heating oil prices turned down sharply. Natural gas prices turned up modestly, however, following 2 months of decline.

The index for consumer goods other than foods and energy increased 0.6 percent after moving up 0.3 percent in each

Table A. Percent changes from preceding month in selected stage-of-processing price indexes, seasonally adjusted¹

Month	Finished goods			Intermediate goods			Crude goods		
	Total	Consumer foods	Other	Total	Foods and feeds ²	Other	Total	Foodstuffs and feedstuffs	Other
1986:									
September	0.3	-0.1	0.4	0.4	0.2	0.4	-0.1	-1.0	1.3
October3	.9	.1	-.3	-.5	-.3	1.5	2.1	.5
November	0	-.2	.2	0	0	0	-.7	-1.5	.5
December1	-.5	.2	0	-.2	0	-.9	-1.3	-.3
1987:									
January4	-1.8	1.2	.9	-1.3	1.0	2.2	-3.1	6.4
February1	-.1	.1	.5	.9	.5	1.1	0	1.9
March5	.1	.7	.3	-.9	.3	1.0	.4	1.4
April5	1.4	.2	.4	1.7	.3	2.4	4.4	1.0
May2	1.4	-.2	.6	3.5	.5	2.5	4.7	1.2
June4	.5	.4	.4	.6	.5	1.0	-1.6	2.7
July2	-.6	.4	.8	-.5	.8	.6	-2.0	2.4
August	0	-1.3	.5	.4	-1.1	.5	.4	.1	.6
September3	1.1	0	.1	1.3	0	-.9	.5	-1.8

¹ Data for May 1987 have been revised to reflect the availability of late reports and corrections by respondents. For this reason, some of the figures shown above and elsewhere in this report may differ from

those previously reported.

² Intermediate materials for food manufacturing and feeds.

Table B. Percent changes in finished goods price indexes, selected periods¹

Month	Changes from preceding month, seasonally adjusted						Changes in finished goods from 12 months ago (unadjusted)
	Finished goods	Capital equipment	Finished consumer goods	Finished consumer goods excluding foods			
				Total	Durables	Nondurables	
1986:							
September	0.3	0.3	0.2	0.4	0.5	0.4	-0.9
October3	.4	.4	0	1.4	-.8	-1.4
November	0	.4	0	.1	.5	-.2	-1.9
December1	.1	0	.3	-.1	.5	-2.3
1987:							
January4	.2	.5	1.7	.3	2.5	-1.4
February1	-.2	.2	.3	-1.1	.9	.1
March5	.1	.7	1.0	.2	1.4	1.6
April5	.3	.7	.2	.8	0	2.7
May2	.1	.2	-.4	-.2	-.5	2.4
June4	0	.5	.6	-.1	.9	2.6
July2	.1	.2	.6	.3	.7	3.5
August	0	.2	-.1	.6	-.3	1.0	3.2
September3	.7	.2	-.3	1.5	-1.1	3.3

¹ Data for May 1987 have been revised to reflect the availability of late reports and corrections by respondents. For this reason, some of

the figures shown above and elsewhere in this report may differ from those previously reported.

of the previous 2 months. Much of the September acceleration was due to the 3.6-percent climb in the index for passenger cars after seasonal adjustment; this followed a 1.8-percent decline in August. The impact of end-of-model-year liquidation allowances and other factory-financed incentives to dealers was smaller than usual this year for motor vehicles. Other increases were noted for apparel, prescription drugs, household furniture, sanitary papers, newspapers, mobile homes, motor homes, and household flatware. Alcoholic beverage prices fell, however.

Capital equipment. Prices received by producers of capital equipment rose 0.7 percent in September after moving up 0.2 percent in August. Following little or no change in the preceding month, price indexes turned up significantly for heavy motor trucks and machine tools. Prices for oil field and gas field machinery and for textile machinery were also higher.

Intermediate goods

The Producer Price Index for Intermediate Materials, Supplies, and Components edged up 0.1 percent seasonally adjusted in September, compared with the 0.5-percent average monthly advance recorded during the first 8 months of the year. This slowdown resulted from a downturn in energy prices, which had been rising substantially. However, the index for intermediate goods other than foods and energy continued to advance, moving up 0.5 percent.

After increasing 13.5 percent (before compounding) during the first 8 months of the year, the intermediate energy index fell 2.0 percent in September. Prices for gasoline, diesel fuel, and residual fuel turned down considerably; jet fuel rose, but much less than in other recent months. Price increases for liquefied petroleum gas accelerated, however.

Reversing the 0.3-percent decline of the previous month, the index for materials for nondurable manufacturing climbed

0.6 percent. Prices turned up after declining in August for gray fabrics, industrial chemicals, plastic resins, and leather. In addition, the rate of increase accelerated for paperboard, woodpulp, and paper. Downturns occurred for nitrogenates and paint materials, however.

The durable manufacturing materials index continued to rise substantially (0.7 percent), although somewhat less than in either of the 2 previous months. Advances were noted for steel pipes and tubes, aluminum, cadmium, and hardwood lumber. In contrast, prices declined for copper, zinc, and precious metals.

For the third consecutive month, the construction materials and components index registered a large increase, rising 0.8 percent. This was led by advances in prices for softwood lumber, plywood, sheet metal products, and nonferrous wire and cable. Insulation material prices declined, however.

The intermediate foods and feeds index rose 1.3 percent following 2 months of declines. Advances occurred for meats, prepared animal feeds, flour, and crude vegetable oils.

Among other intermediate goods, prices moved up for paper boxes and containers, unsupported plastic film, pesticides, mixed fertilizers, metal containers, and electric motors and generators. In contrast, the index for electronic components and accessories fell 0.8 percent, the largest 1-month drop on record for this series.

Crude goods

Following increases in each previous month of 1987, the Producer Price Index for Crude Materials for Further Processing fell 0.9 percent in September, seasonally adjusted. Crude petroleum prices showed a sizable drop after rising in August, while other prices were mixed.

The index for crude nonfood materials fell 1.8 percent following a 0.6-percent increase in August. The crude oil index dropped 5.1 percent, its first decline since March. Raw

cotton prices turned down following an August increase. Coal and iron ore prices also decreased. In contrast, prices turned up for natural gas, softwood logs, and leaf tobacco after falling in the preceding month. Prices for ferrous scrap, wastepaper, and copper base scrap rose much faster than in August. Cattle hide prices also moved up.

The index for crude foodstuffs and feedstuffs advanced 0.5 percent after inching up 0.1 percent in August. Corn prices jumped 13.3 percent following 3 months of declines, the largest single monthly increase in 4 years. Fresh fruit and vegetable prices also rose after falling in August. Prices for cattle, wheat, and soybeans moved up faster than in the previous month. Fluid milk continued to advance, while price decreases slowed for unprocessed fish. On the other hand, live chicken prices dropped 18.1 percent following a similar-sized increase in August, and live turkey prices continued to decline.

Net output price indexes for major industry groups

The Producer Price Index for the net output of the domestic manufacturing sector moved down 0.3 percent from Au-

gust to September following several months of moderate increases. (Net output price indexes are available on a seasonally unadjusted basis only.) Prices for the net output of the petroleum refining industry group declined 3.7 percent over the month after climbing 3.6 percent the month earlier. The index for the net output of the transportation equipment industry group fell 1.1 percent in September in the wake of a 0.5-percent drop in August. In contrast, price indexes for the lumber and wood products industry group and for the paper industry group rose substantially more than in August, and primary metal industries continued to increase rapidly. Indexes for most other manufacturing industry groups continued to move up moderately. From September 1986 to September 1987, the price index for the net output of total manufacturing industries advanced 3.9 percent.

Prices received for the net output for the domestic mining sector fell 1.0 percent after a 0.5-percent decrease in the previous month. Over the 12 months ended in September, this index climbed 8.2 percent. After declining 0.8 percent in August, prices for the oil and gas extraction industry group moved down 1.3 percent. Other index movements within the mining sector were moderate.

Producer Price Indexes Will Shift to New Reference Base in 1988

Beginning with the release of data for January 1988 in February, many important Producer Price Indexes will shift to a new reference base year, 1982 = 100. This base change was reviewed by the Office of Federal Statistical Policy and Standards, Office of Management and Budget, and is in keeping with its longstanding policy to update index bases periodically. Indexes for stage-of-processing groupings, commodity groups and individual items, and durability-of-product groupings will shift to the 1982 = 100 base if they are currently expressed on a base of 1967 = 100, or on any other base through December 1981. Indexes with a base later than December 1981, as well as indexes for the net output of industries and their products, will remain on their present bases.

The year 1982 coincides with the reference year of the shipment weights, which have been taken primarily from the 1982 Census of Manufactures. The last rebasing of PPI data

occurred in February 1971, when the current 1967 base was substituted for the former 1957-59 base. Historical data for each affected PPI series on the new base will be available from the Bureau of Labor Statistics. Except for rounding differences, the shift to a new reference base will not cause any corrections to previously published percent changes for affected PPI series.

Indexes on the current base will continue to be published in the PPI news release and monthly detailed report *Producer Price Indexes* through December 1987. After that time, BLS will make rebasing factors available to allow data users to calculate for themselves what the indexes would have been on the earlier reference base period.

Because of rounding differences, dividing data on a 1967 = 100 base by the published 1982 annual averages may not duplicate the official rebased series.

Table 1. Producer price indexes and percent changes by stage of processing

(1967=100)

Grouping	Relative importance Dec. 1986 ¹	Unadjusted index			Unadjusted percent change to Sep.1987 from :		Seasonally adjusted percent change from:		
		May 1987 ²	Aug. 1987 ²	Sep. 1987 ²	Sep. 1986	Aug. 1987	June to July	July to Aug.	Aug. to Sep.
Finished goods	100.000	295.8	297.2	296.7	3.3	-0.2	0.2	0	0.3
Finished consumer goods	75.548	291.3	293.0	292.7	3.6	-1	.2	-1	.2
Finished consumer foods	26.286	286.6	283.6	286.0	1.1	.8	-6	-1.3	1.1
Crude	1.874	265.6	248.2	266.5	-8	7.4	1.2	13.4	10.2
Processed	24.412	285.9	283.9	285.2	1.2	.5	-7	-3	.5
Finished consumer goods, excluding foods	49.262	288.6	292.9	291.1	4.9	-6	.6	.6	-3
Nondurable goods less foods	33.208	314.9	322.2	320.5	5.3	-5	.7	1.0	-1.1
Durable goods	16.055	252.1	251.3	249.4	3.2	-8	.3	-3	1.5
Capital equipment	24.452	311.8	312.1	311.0	2.3	-4	.1	.2	.7
Manufacturing industries	6.830	330.7	331.5	331.4	2.0	0	.2	.1	.5
Nonmanufacturing industries	17.622	301.2	301.3	299.9	2.5	-5	.1	.2	.9
Intermediate materials, supplies and components	100.000	313.1	318.2	318.9	4.2	.2	.8	.4	.1
Materials and components for manufacturing	49.995	303.2	306.6	308.0	4.0	.5	.6	.2	.5
Materials for food manufacturing	3.431	261.9	258.5	261.9	3.0	1.3	-5	-7	1.5
Materials for nondurable manufacturing	15.593	288.1	292.3	294.0	6.1	.6	.4	-3	.6
Materials for durable manufacturing	11.074	324.0	332.5	334.9	6.4	.7	1.4	.9	.7
Components for manufacturing ³	19.897	297.1	298.3	298.5	1.2	.1	.3	.1	.1
Materials and components for construction	12.834	319.9	323.8	325.4	2.5	.5	.5	.6	.8
Processed fuels and lubricants	11.993	429.3	457.4	450.1	10.0	-1.6	2.9	1.9	-3.0
Manufacturing industries	4.769	377.1	398.0	390.8	8.9	-1.8	3.5	1.3	-3.3
Nonmanufacturing industries	7.224	476.0	510.3	503.0	10.8	-1.4	2.5	2.2	-2.8
Containers	4.276	325.5	326.8	329.6	3.8	.9	.2	.3	.9
Supplies	20.902	292.0	293.3	294.5	2.3	.4	.2	0	.3
Manufacturing industries ³	7.425	291.0	292.5	293.2	1.7	.2	.3	.2	.3
Nonmanufacturing industries	13.476	292.9	293.9	295.5	2.6	.5	.2	-2	.4
Feeds	1.573	195.6	194.2	198.3	4.7	2.1	-7	-1.5	7
Other supplies ³	11.903	312.7	314.3	315.3	2.3	.3	.3	.2	.3
Crude materials for further processing	100.000	302.9	307.7	305.4	10.9	-7	.6	.4	-9
Foodstuffs and feedstuffs	42.496	251.7	240.1	238.8	2.3	-5	-2.0	.1	.5
Nonfood materials	57.504	409.4	434.1	430.3	17.7	-9	2.4	.6	-1.8
Nonfood materials except fuel ⁴	38.880	325.3	352.8	348.4	27.3	-1.2	3.6	1.7	-2.6
Manufacturing ⁴	35.950	320.2	348.9	343.0	28.8	-1.7	3.7	1.6	-3.2
Construction	2.930	300.0	303.9	320.2	10.9	5.4	1.4	.3	5.6
Crude fuel ⁵	18.624	745.5	747.0	748.1	-1.2	.1	-5	-1.8	.1
Manufacturing industries ³	9.355	849.5	852.3	854.9	-9	.3	-5	-2.1	.3
Nonmanufacturing industries ³	9.268	676.3	676.7	676.7	-1.6	0	-5	-1.5	0
Special groupings									
Finished goods, excluding foods	⁶ 73.714	296.3	299.3	297.7	4.1	-5	.4	.5	0
Intermediate materials less foods and feeds	⁷ 94.995	318.5	324.2	324.6	4.2	.1	.8	.5	0
Intermediate foods and feeds	⁷ 5.005	240.4	237.7	241.4	3.5	1.6	-5	-1.1	1.3
Crude materials less agricultural products ⁴	⁹ 55.567	460.2	487.9	483.4	16.4	-9	2.3	.6	-1.9
Finished energy goods	⁶ 8.631	506.9	534.0	521.8	10.6	-2.3	1.5	1.5	-3.7
Finished goods less energy	⁶ 91.369	282.2	282.0	282.3	2.5	.1	0	-2	.8
Finished consumer goods less energy	⁶ 66.917	274.9	274.6	275.3	2.5	.3	-1	-3	.8
Finished goods less foods and energy	⁶ 65.083	280.7	281.8	281.1	3.0	-2	.2	.3	.6
Finished consumer goods less foods and energy	⁶ 40.631	264.5	265.9	265.5	3.4	-2	.3	.3	.6
Consumer nondurable goods less foods and energy	⁶ 24.576	258.8	261.6	262.3	3.2	.3	.3	.8	0
Intermediate energy goods	⁷ 12.127	412.2	439.3	432.5	9.8	-1.5	2.5	1.8	-2.0
Intermediate materials less energy	⁷ 87.873	309.8	312.6	314.1	3.3	.5	.5	.2	.4
Intermediate materials less foods and energy	⁷ 82.868	310.5	314.0	315.3	3.5	.4	.5	.3	.5
Crude energy materials ³	⁹ 40.859	597.4	632.6	615.4	15.3	-2.7	2.8	.5	-2.7
Crude materials less energy	⁹ 59.141	248.7	244.8	246.8	7.4	.8	-1.2	.7	1.5
Crude nonfood materials less energy ⁵	⁹ 16.645	263.2	280.0	291.2	21.8	4.0	2.9	1.0	3.8

¹ Comprehensive relative importance figures are computed once each year in December.

² Data for May 1987 have been revised to reflect the availability of late reports and corrections by respondents. All data are subject to revision 4 months after original publication.

³ Not seasonally adjusted.

⁴ Includes crude petroleum.

⁵ Excludes crude petroleum.

⁶ Percent of total finished goods.

⁷ Percent of total intermediate materials.

⁸ Formerly titled "Crude materials for further processing, excluding crude foodstuffs and feedstuffs, plant and animal fibers, oilseeds, and leaf tobacco."

⁹ Percent of total crude materials.

Table 2. Producer price indexes and percent changes for selected commodity groupings by stage of processing

(1967 = 100 unless otherwise indicated)

Grouping	Commodity code	Unadjusted index			Unadjusted percent change to Sep. 1987 from:		Seasonally adjusted percent change from:		
		May 1987 ¹	Aug. 1987 ¹	Sep. 1987 ¹	Sep. 1986	Aug. 1987	June to July	July to Aug.	Aug. to Sep.
Finished goods		295.8	297.2	296.7	3.3	-0.2	0.2	0	0.3
Finished consumer goods		291.3	293.0	292.7	3.6	-1	.2	-1	.2
Finished consumer foods		286.6	283.6	286.0	1.1	.8	-6	-1.3	1.1
Fresh fruits	01-11	256.7	247.8	248.9	-9.1	.4	-3.8	-7.2	2.4
Fresh and dried vegetables	01-13	252.2	232.4	245.0	.6	5.4	-3.5	-16.2	12.0
Eggs	01-7	150.9	142.4	179.9	-7	26.3	-1.5	-8.8	21.2
Bakery products	02-11	323.2	327.6	328.5	1.7	.3	.6	.3	.3
Milled rice	02-13	138.4	139.6	147.5	2.8	5.7	-8	1.6	5.4
Beef and veal	02-21-01	251.2	233.5	236.5	7.6	1.3	-9	-4.0	1.8
Pork	02-21-04	290.0	281.5	298.1	2.3	5.9	-6.8	-3.9	5.9
Processed poultry	02-22	191.7	185.6	180.4	-19.1	-2.8	-4.8	3.8	-4.0
Fish	02-23	597.3	578.3	584.0	10.7	1.0	2.0	-4.2	-2
Dairy products	02-3	251.1	253.8	255.8	2.2	.8	.6	.4	.6
Processed fruits and vegetables ²	02-4	297.4	296.8	299.0	3.7	.7	-1.0	-1	.7
Confectionery end products (Dec. 1977 = 100)	02-55	163.1	163.7	162.9	3.5	-5	.1	.6	-2
Soft drinks ²	02-62	358.0	357.1	356.2	2.1	-3	-3	.5	-3
Roasted coffee	02-63-01	389.1	379.8	360.1	-19.0	-5.2	-1.1	.7	-3.9
Shortening and cooking oils	02-76	243.3	240.9	244.2	5.4	1.4	-2	2.3	2.0
Finished consumer goods excluding foods		288.6	292.9	291.1	4.9	-6	.6	.6	-3
Alcoholic beverages ²	02-61	218.5	219.1	216.6	-7	-1.1	-1.1	.6	-1.1
Women's apparel	03-81-01	187.0	188.0	188.7	1.8	.4	.3	-2	.6
Men's and boys' apparel	03-81-02	236.6	240.3	240.8	3.0	.2	.6	.8	.3
Girls', children's, and infants' apparel	03-81-03	204.9	211.1	215.2	6.1	1.9	.1	1.8	1.9
Textile housefurnishings ²	03-82	243.1	242.4	242.3	.4	0	-3	2	0
Footwear	04-3	266.7	270.3	271.9	3.7	.6	2.1	.4	.5
Natural gas ²	05-31	1063.5	1069.0	1074.4	-4	.5	-5	-2.6	.5
Gasoline	05-71	392.4	429.5	408.7	20.7	-4.8	2.5	4.2	-6.4
Fuel oil No. 2 (Feb. 1973 = 100)	05-73-02-01	447.6	494.1	464.7	18.0	-6.0	4.6	3.7	-11.4
Pharmaceutical preps, ethical (Prescription)	06-35	300.4	300.0	305.2	9.9	1.7	0	.9	2.0
Pharmaceutical preps,proprietary (Over-counter)	06-36	339.4	340.9	340.0	3.3	-3	.1	.5	.1
Soaps and synthetic detergents ²	06-71	277.1	277.8	278.3	2.8	.2	.1	.2	.2
Cosmetics and other toilet preparations	06-75	256.5	257.1	258.2	1.3	.4	-1.1	2.9	-6
Tires, tubes, tread, etc.	07-12	230.7	232.4	232.2	-5	-1	.4	.1	-3
Sanitary papers and health products ²	09-15-01	382.7	386.2	388.9	1.4	.7	.6	.4	.7
Newspaper circulation (Dec. 1980 = 100) ²	09-31-01	144.7	145.2	146.4	2.4	.8	.1	.3	.8
Periodical circulation (Dec. 1980 = 100) ²	09-32-01	151.2	151.9	152.1	2.6	.1	-1	.1	.1
Book publishing (Dec. 1980 = 100) ²	09-33	145.3	147.0	147.8	5.8	.5	.1	.8	.5
Household furniture	12-1	259.2	260.0	261.1	2.9	.4	.3	.2	.7
Floor coverings	12-3	199.0	200.5	200.6	2.1	0	.9	1.0	0
Household appliances	12-4	210.7	211.0	210.2	0	-4	.1	0	-3
Home electronic equipment	12-5	78.3	78.4	78.3	-1.1	-1	.5	.5	.1
Household glassware	12-62	526.6	526.6	526.6	.5	0	.1	-1	.4
Household flatware	12-64	378.6	381.2	382.2	8.6	.3	-4	.8	.7
Passenger cars	14-11-01	239.9	234.7	229.5	4.2	-2.2	0	-1.8	3.6
Toys, games, and children's vehicles	15-11	241.7	242.5	242.2	.4	-1	.5	.2	0
Sporting and athletic goods	15-12	208.5	210.4	209.9	1.3	-2	.3	.5	-6
Tobacco products	15-2	487.4	509.2	509.1	8.5	0	1.9	.6	.4
Mobile homes (Dec. 1974 = 100) ²	15-5	168.3	167.9	169.4	1.4	.9	-2	-2	.9
Jewelry, platinum, & karat gold(Dec. 1978 = 100) ²	15-94-02	197.4	202.5	202.7	8.5	.1	1.0	2.1	.1
Costume jewelry and novelties(Dec. 1978 = 100) ²	15-94-04	145.6	145.3	143.4	-1.2	-1.3	-3	.1	-1.3
Capital equipment		311.8	312.1	311.0	2.3	-4	.1	.2	.7
Agricultural machinery and equipment	11-1	341.8	341.1	341.1	.4	0	0	.1	.2
Construction machinery and equipment	11-2	375.6	375.5	375.8	2.4	.1	-2	.4	.2
Metal cutting machine tools	11-37	414.6	414.6	415.5	2.6	.2	.4	-1	.5
Metal forming machine tools	11-38	443.9	446.9	450.7	2.2	.9	.5	.1	1.0
Pumps, compressors, and equipment	11-41	364.7	365.2	365.3	.6	0	.4	-2	-1
Industrial material handling equipment ²	11-44	297.8	299.1	299.9	.9	.3	.2	-1	.3
Textile machinery	11-62	294.1	294.3	295.9	2.8	.5	.1	-2	.9
Printing trades machinery ²	11-65	337.6	340.0	340.1	2.3	0	.3	.1	0
Transformers and power regulators ²	11-74	237.2	240.2	240.6	2.6	.2	.7	1.9	.2
Oil field and gas field machinery ²	11-91	408.6	406.5	408.8	0	.8	-5	.3	.6
Mining machinery and equipment	11-92	382.1	379.9	380.4	-5	.1	-2	-3	.3
Office and store machines and equipment ²	11-93	158.8	159.0	159.7	3.2	.4	.1	.1	.4
Commercial furniture	12-2	326.2	327.3	327.9	3.0	.2	-2	.4	.4
Light motor trucks	14-11-05	321.8	323.0	308.1	4.5	-4.6	1.0	1.6	.3

See footnotes at end of table.

Table 2. Producer price indexes and percent changes for selected commodity groupings by stage of processing—Continued

(1967 = 100 unless otherwise indicated)

Grouping	Commodity code	Unadjusted index			Unadjusted percent change to Sep. 1987 from:		Seasonally adjusted percent change from:		
		May 1987 ¹	Aug. 1987 ¹	Sep. 1987 ¹	Sep. 1986	Aug. 1987	June to July	July to Aug.	Aug. to Sep.
Capital equipment—Continued									
Heavy motor trucks	14-11-06	339.2	344.9	335.9	0.2	-2.6	0	0	1.0
Truck trailers (June 1980 = 100) ²	14-14	112.0	112.1	112.2	-6	.1	-1	.1	.1
Civilian aircraft (Dec. 1985 = 100) ²	14-21-02	103.4	102.8	103.2	2.0	.4	-7	.1	.4
Railroad equipment	14-4	362.2	363.0	363.1	-4	0	.2	-1	.1
Intermediate materials, supplies, and components									
		313.1	318.2	318.9	4.2	.2	.8	.4	.1
Intermediate foods and feeds									
		240.4	237.7	241.4	3.5	1.6	-5	-1.1	1.3
Flour	02-12-03	177.1	166.9	171.1	5.4	2.5	-4	1.9	2.4
Refined sugar (Dec. 1977 = 100) ²	02-53	171.2	172.1	172.6	3.0	.3	.5	-3	.3
Confectionery materials (Dec. 1977 = 100)	02-54	133.0	139.5	139.7	-1.4	.1	2.5	-7	.2
Crude vegetable oils	02-72	144.9	126.9	127.7	5.0	.6	-4	.7	3.8
Prepared animal feeds	02-9	207.8	207.2	210.8	4.3	1.7	-1.0	-8	1.0
Intermediate materials less foods and feeds									
		318.5	324.2	324.6	4.2	.1	.8	.5	0
Synthetic fibers (Dec. 1975 = 100)	03-1	147.1	148.5	149.2	-1	.5	.4	.1	.7
Processed yarns and threads (Dec. 1975 = 100)	03-2	141.9	145.0	145.5	2.8	.3	.6	.8	.3
Gray fabrics (Dec. 1975 = 100)	03-3	153.7	157.3	158.6	6.8	1.5	2.1	-2	1.4
Finished fabrics (Dec. 1975 = 100)	03-4	129.2	129.7	129.9	2.9	.2	.2	-2	2
Leather	04-2	437.4	436.5	440.3	13.4	.9	.3	-9	1.6
Liquefied petroleum gas ²	05-32	369.5	370.7	387.7	31.0	4.6	1.6	2.9	4.6
Electric power	05-4	446.8	465.5	465.3	-3	0	1.8	-2	.4
Jet fuels (Feb. 1973 = 100) ²	05-72-03	429.5	485.8	490.5	38.6	1.0	3.8	5.0	1.0
No. 2 Diesel fuel (Feb. 1973 = 100) ²	05-73-03	423.3	474.7	458.6	27.1	-3.4	2.3	6.1	-3.4
Residual fuel	05-74	639.9	721.6	646.6	54.3	-10.4	6.2	4.1	-11.6
Industrial chemicals	06-1	335.8	335.9	335.7	5.9	-1	-1.1	-1.9	.3
Prepared paint ²	06-21	283.3	284.6	284.7	.8	0	-1	.3	0
Paint materials	06-22	325.1	334.6	329.4	5.1	-1.6	.2	.7	-1.5
Medicinal and botanical chemicals ²	06-31	202.6	202.3	201.7	.3	-3	0	-1.4	-3
Fats and oils, inedible	06-4	243.1	248.3	254.9	32.2	2.7	-9	2.8	3.3
Mixed fertilizers	06-51	253.1	257.4	263.0	5.4	2.2	.8	.6	2.8
Nitrogenates	06-52-01	173.1	168.8	164.4	3.9	-2.6	-2	1.2	-3.0
Phosphates	06-52-02	275.8	287.1	291.7	11.4	1.6	1.2	2.7	1.1
Other agricultural chemicals	06-53	476.3	481.0	489.6	2.5	1.8	.1	0	1.5
Plastic resins and materials	06-6	303.3	321.5	324.4	11.8	.9	3.7	-7	.7
Synthetic rubber	07-11-02	284.8	302.2	302.5	16.2	.1	2.0	1.9	0
Plastic construction products (Dec. 1969 = 100)	07-21	157.8	163.9	164.2	6.7	.2	1.5	4.2	-5
Unsupported plastic film, sheet, and other shapes (Dec. 1970 = 100) ²	07-22	223.9	224.3	234.7	4.6	4.6	0	0	4.6
Plastic parts and components for manufacturing (June 1978 = 100) ²	07-26	146.2	146.9	146.4	-3.1	-3	.1	.3	-3
Softwood lumber	08-11	368.6	384.1	396.2	10.9	3.2	2.1	3.1	4.9
Hardwood lumber	08-12	330.5	335.0	338.9	8.5	1.2	.6	.1	1.7
Milwork	08-2	328.2	332.0	332.8	3.5	.2	.3	.2	.2
Plywood	08-3	230.4	238.6	249.1	5.6	4.4	2.4	2.0	5.7
Woodpulp ²	09-11	421.3	422.6	444.0	19.7	5.1	-1.3	.4	5.1
Paper	09-13	314.6	319.5	321.4	4.1	.6	1.3	.3	6.6
Paperboard	09-14	295.2	300.7	308.5	12.2	2.6	.5	1.7	2.1
Paper boxes and containers	09-15-03	285.3	287.8	291.8	7.0	1.4	.5	.5	1.3
Building paper and board	09-2	262.9	268.8	271.3	3.3	.9	1.7	1.7	.9
Commercial printing (June 1982 = 100) ²	09-37	115.8	116.4	116.7	2.2	.3	.3	.1	.3
Foundry and forge shop products	10-15	363.5	365.3	366.1	1.2	.2	.1	.6	.3
Steel mill products	10-17	353.1	355.0	357.4	2.0	.7	-1	.1	.5
Primary nonferrous metals	10-22	298.4	322.7	329.0	20.6	2.0	4.7	4.1	2.0
Nonferrous mill shapes	10-25	308.6	324.9	329.1	9.8	1.3	4.0	.9	1.5
Nonferrous wire and cable	10-26	207.0	217.6	221.4	7.5	1.7	1.9	3.1	1.8
Metal containers	10-3	360.2	358.4	360.7	-5	.6	-5	0	.6
Hardware	10-4	307.2	307.1	307.7	.5	.2	-3	.1	.3
Plumbing fixtures and brass fittings	10-5	334.3	333.8	335.7	3.7	.6	.2	.6	.4
Heating equipment	10-6	274.2	274.4	273.3	1.6	-4	.3	-3	-4
Fabricated structural metal products ²	10-7	318.1	321.4	323.4	2.3	.6	.5	.7	.6
Mechanical power transmission equipment ²	11-45	348.5	349.2	350.6	.8	.4	0	.1	.4
Air conditioning and refrigeration equipment (Dec. 1977 = 100) ²	11-48	149.8	150.1	150.4	.8	.2	0	.3	.2
Metal valves, ex. fluid power (Dec. 1982 = 100) ²	11-49-02	108.5	107.9	108.9	1.6	.9	.3	.3	.9
Ball and roller bearings	11-49-05	355.0	357.0	358.1	.4	.3	.1	.1	.5
Wiring devices	11-71	382.9	386.6	385.9	2.1	-2	1.2	1.0	-2
Motors, generators, motor generator sets	11-73	354.9	357.3	359.8	1.9	.7	-3	.1	.8
Switchgear, switchboard, etc., equipment ²	11-75	291.2	290.7	292.1	2.3	.5	-4	-2	.5
Electronic components and accessories	11-78	201.8	203.7	202.1	-4	-8	.7	0	-8
Internal combustion engines	11-94	358.9	359.5	358.4	2.0	-3	0	.3	-4
Flat glass ²	13-11	235.8	238.3	238.3	2.5	0	.2	.3	0
Portland cement	13-22-01-31	348.1	346.6	346.9	-1.3	.1	1.0	-4	.7
Concrete products	13-3	325.7	326.3	325.8	.3	-2	.1	.1	0
Asphalt felts and coatings	13-6	363.8	370.0	372.7	-3.1	.7	-1.1	1.8	.7

See footnotes at end of table.

Table 2. Producer price indexes and percent changes for selected commodity groupings by stage of processing—Continued

(1967 = 100 unless otherwise indicated)

Grouping	Commodity code	Unadjusted index			Unadjusted percent change to Sep. 1987 from:		Seasonally adjusted percent change from:		
		May 1987 ¹	Aug. 1987 ¹	Sep. 1987 ¹	Sep. 1986	Aug. 1987	June to July	July to Aug.	Aug. to Sep.
Intermediate materials less foods and feeds—Continued									
Gypsum products ²	13-7	331.5	308.6	303.5	-11.0	-1.7	-3.5	-2.6	-1.7
Glass containers	13-8	402.7	402.3	401.3	-2	-2	.2	.2	.4
Motor vehicle parts	14-12	366.9	367.1	367.1	2.6	0	-.3	-.1	-.1
Photographic supplies	15-42	299.2	301.1	301.1	2.2	0	.3	.1	-.4
Crude materials for further processing		302.9	307.7	305.4	10.9	-.7	.6	.4	-.9
Crude foodstuffs and feedstuffs		251.7	240.1	238.8	2.3	-.5	-2.0	.1	.5
Wheat	01-21	185.5	154.4	169.6	10.3	9.8	2.4	1.7	5.4
Corn	01-22-02-05	146.8	114.9	125.5	7.4	9.2	-8.9	-6.8	13.3
Cattle	01-31	276.1	260.6	263.1	13.8	1.0	-1.0	.1	2.2
Hogs	01-32	263.2	277.0	244.2	-16.5	-11.8	-7.8	-1.2	-6.5
Live poultry	01-4	216.4	213.4	192.5	-31.1	-9.8	-.7	16.5	-14.8
Fluid milk	01-6	252.5	257.3	261.8	1.2	1.7	1.8	.7	.7
Soybeans	01-83-01-31	202.4	192.1	192.0	6.3	-.1	-2.1	1.0	2.0
Cane sugar, raw	02-52-01-01	308.1	309.5	308.9	5.4	-.2	.5	.4	.9
Crude nonfood materials		409.4	434.1	430.3	17.7	-.9	2.4	.6	-1.8
Raw cotton ²	01-51-01-01	223.0	254.5	244.4	129.7	-4.0	3.6	2.7	-4.0
Leaf tobacco	01-92-01-01	229.1	223.8	239.6	0	7.1	1.0	-3.5	2.5
Cattle hides	04-11	663.5	643.7	663.1	33.2	3.0	-1.9	0	4.3
Coal ²	05-1	517.8	515.4	512.8	-4.6	-.5	-.4	-.3	-.5
Natural gas ²	05-31	1063.5	1069.0	1074.4	-.4	.5	-.5	-2.6	.5
Crude petroleum ²	05-61	401.4	448.1	425.1	36.3	-5.1	6.1	2.4	-5.1
Logs, timber, etc.(Dec. 1981 = 100) ²	08-5	93.1	95.1	103.7	16.3	9.0	1.4	-.2	9.0
Wastepaper ²	09-12	218.5	227.0	234.2	14.6	3.2	2.0	.4	3.2
Iron ore ²	10-11	235.1	235.0	231.1	-5.1	-1.7	-5.4	0	-1.7
Iron and steel scrap	10-12	262.3	290.0	317.0	23.8	9.3	2.4	.3	9.7
Copper base scrap	10-23-01	137.8	154.4	159.6	27.0	3.4	9.3	.4	3.4
Aluminum base scrap	10-23-02	467.3	541.9	552.7	40.6	2.0	12.5	3.5	.2
Construction sand, gravel, and crushed stone	13-21	329.2	329.6	329.9	3.4	.1	0	.1	.3

¹ All data are subject to revision 4 months after original publication.

² Not seasonally adjusted.

³ Not available.

Table 3. Producer price indexes for selected stage-of-processing groupings, seasonally adjusted

(1967 = 100)

Year and month	Index									
	Finished goods	Finished consumer foods	Finished consumer goods excluding foods	Capital equipment	Intermediate materials	Intermediate foods and feeds	Intermediate materials excluding foods	Crude materials	Crude foodstuffs and feedstuffs	Crude nonfood materials
1983:										
January	283.4	257.8	291.2	284.3	309.8	236.3	315.2	313.5	241.3	468.8
February	283.6	259.7	290.3	284.9	310.1	239.8	315.3	318.1	248.0	469.2
March	283.3	260.2	289.2	285.6	309.3	240.0	314.4	320.3	249.0	474.1
April	283.5	262.2	288.7	285.6	308.5	244.4	313.3	323.4	254.0	473.2
May	284.4	262.3	289.9	286.2	309.7	243.7	314.6	323.1	252.3	475.7
June	285.3	261.5	291.8	286.8	311.1	242.7	316.3	322.8	249.5	480.7
July	285.2	260.1	292.1	287.3	312.1	242.5	317.3	319.3	244.6	480.3
August	286.1	260.7	293.1	288.4	313.3	250.0	318.0	327.3	255.4	482.3
September	286.9	263.5	293.1	288.6	315.2	262.2	319.3	320.1	259.5	482.5
October	287.1	265.9	292.1	289.1	316.0	258.6	320.3	329.4	260.5	477.9
November	286.4	263.6	291.8	289.5	315.9	258.0	320.3	326.6	255.8	479.2
December	287.3	265.5	292.3	290.2	316.4	257.7	320.9	329.9	260.1	480.5
1984:										
January	288.9	271.1	292.3	290.9	316.8	260.1	321.1	332.0	264.1	478.7
February	289.8	272.3	293.0	291.6	317.9	256.2	322.5	330.3	258.1	485.9
March	291.0	274.7	294.0	292.1	319.5	259.1	324.1	337.4	268.4	486.4
April	291.6	273.1	295.0	294.0	320.3	259.3	324.9	337.3	266.2	490.8
May	291.4	271.6	295.7	293.6	320.9	259.7	325.6	335.6	262.2	493.9
June	291.3	271.6	295.3	293.8	321.4	257.0	326.3	332.5	257.8	493.3
July	291.8	274.9	294.4	294.5	320.9	253.6	325.9	333.4	260.8	489.9
August	291.2	274.0	293.5	295.0	320.3	250.9	325.5	330.0	257.0	487.4
September	291.4	273.8	293.5	295.8	319.9	247.5	325.3	328.1	255.9	483.7
October	290.9	273.3	293.2	294.8	320.3	244.8	325.9	323.5	251.5	478.5
November	291.8	273.6	294.3	295.9	320.6	245.1	326.2	324.3	255.4	473.2
December	291.9	274.2	294.4	295.4	320.3	243.6	326.0	322.8	255.2	468.7
1985:										
January	291.8	272.6	294.4	297.0	320.3	240.1	326.2	317.0	249.7	462.2
February	291.9	273.6	293.5	298.7	319.1	240.1	324.9	316.1	247.5	464.1
March	292.0	272.4	294.0	299.3	318.6	237.9	324.5	311.7	241.5	463.0
April	293.6	271.4	297.5	299.4	319.4	235.8	325.5	309.7	237.0	466.3
May	294.4	269.3	299.7	300.0	320.1	231.7	326.6	307.9	233.3	468.5
June	294.0	269.3	298.8	300.5	319.0	231.6	325.4	305.8	232.3	464.1
July	294.5	271.1	298.7	300.7	318.4	230.4	324.8	303.9	230.2	462.2
August	293.7	268.8	298.1	301.4	317.8	227.0	324.4	296.9	222.3	457.0
September	291.7	266.4	296.3	300.7	317.1	225.0	323.8	293.0	218.1	453.8
October	293.9	270.2	297.4	302.4	317.3	229.6	323.8	300.9	230.3	452.8
November	295.6	273.5	298.8	303.2	317.8	232.1	324.1	304.6	237.8	448.8
December	297.0	275.9	299.9	303.5	318.4	232.7	324.7	303.7	238.1	445.6
1986:										
January	295.9	273.7	298.9	303.5	317.9	231.4	324.2	298.8	230.0	447.3
February	291.5	270.0	292.3	303.8	313.8	229.1	320.0	287.3	224.8	422.4
March	288.9	270.5	296.8	304.3	310.3	228.4	316.4	280.9	223.3	405.2
April	287.4	271.7	292.9	305.1	307.3	227.2	313.2	273.2	218.6	391.2
May	288.8	275.5	283.6	305.5	306.8	229.1	312.5	279.1	228.4	389.0
June	289.4	275.9	284.2	306.1	306.6	229.4	312.3	277.2	226.5	387.2
July	287.2	279.6	277.9	306.3	304.7	229.6	310.3	276.7	232.2	372.6
August	288.3	283.5	277.9	306.6	304.5	232.2	309.9	277.2	238.6	359.8
September	289.1	283.3	279.1	307.6	305.7	232.6	311.1	276.8	236.1	364.3
October	290.1	285.9	279.2	308.7	304.8	231.5	310.2	280.9	241.1	366.3
November	290.2	285.3	279.4	309.8	304.7	231.6	310.2	279.0	237.5	368.3
December	290.4	284.0	280.2	310.2	304.7	231.2	310.2	276.6	234.5	367.2
1987:										
January	291.7	279.0	285.0	310.8	307.5	228.3	313.3	282.6	227.2	390.8
February	291.9	278.8	285.9	310.1	309.1	230.3	315.0	285.8	227.3	398.1
March	293.5	279.1	288.7	310.5	310.1	228.3	316.1	288.7	228.2	403.8
April	295.1	283.1	289.4	311.3	311.2	232.2	317.1	295.5	238.3	407.8
May	295.7	287.2	288.2	311.6	313.2	240.3	318.6	303.0	249.4	412.5
June	296.9	288.6	289.9	311.6	314.6	241.7	320.1	306.0	245.5	423.8
July	297.4	287.0	291.5	312.0	317.0	240.4	322.7	307.8	240.6	433.8
August	297.4	283.3	293.3	312.6	318.2	237.8	324.2	309.1	240.9	436.4
September	298.3	286.4	292.4	314.8	318.4	240.8	324.1	306.2	242.0	428.4

NOTE: Data for May 1987 have been revised to reflect the availability of late reports and corrections by respondents. All data are subject to revision 4 months after original publication.

Table 4. Producer price indexes for the net output of major industry groups

Industry ¹	Industry code	Index base	Index			Unadjusted percent change to Sep. 1987 from —	
			May 1987 ²	Aug. 1987 ²	Sep. 1987 ²	Sep. 1986	Aug. 1987
Total mining industries		12/84	74.8	77.4	76.6	8.2	-1.0
Metal mining	10	12/84	95.1	106.0	106.4	17.1	.4
Anthracite mining	11	12/85	98.2	98.6	99.0	1.2	.4
Bituminous coal and lignite mining	12	12/85	95.7	95.2	94.8	-4.4	-4
Oil and gas extraction	13	12/85	73.4	76.2	75.2	9.8	-1.3
Mining and quarrying of non-metallic minerals, except fuels	14	12/84	104.9	104.7	105.0	.3	.3
Total manufacturing industries		12/84	100.6	101.6	101.3	3.9	-3
Food and kindred products	20	12/84	103.5	103.3	103.3	1.8	0
Tobacco manufactures	21	12/84	123.1	128.8	128.9	8.8	.1
Textile mill products	22	12/84	101.8	103.2	103.6	3.4	.4
Apparel and other finished products made from fabrics and similar materials	23	12/84	103.5	104.2	104.5	2.3	.3
Lumber and wood products, except furniture	24	12/84	104.3	106.2	107.9	5.3	1.6
Furniture and fixtures	25	12/84	106.2	106.5	106.8	2.6	.3
Paper and allied products	26	12/84	104.0	105.0	106.0	5.7	1.0
Printing, publishing, and allied industries	27	12/84	111.7	112.6	112.6	4.1	0
Chemicals and allied products	28	12/84	103.1	104.7	105.2	5.4	.5
Petroleum refining and related products	29	12/84	68.9	75.0	72.2	20.3	-3.7
Rubber and miscellaneous plastic products	30	12/84	100.0	100.8	101.2	.9	.4
Leather and leather products	31	12/84	105.9	107.5	108.1	4.7	.6
Stone, clay, glass, and concrete products	32	12/84	104.4	104.5	104.4	.5	-.1
Primary metal industries	33	12/84	99.0	101.3	102.1	5.0	.8
Fabricated metal products, except machinery and transportation equipment	34	12/84	101.7	102.0	102.3	1.4	.3
Machinery, except electrical	35	12/84	103.0	103.2	103.4	1.2	.2
Electrical and electronic machinery, equipment, and supplies	36	12/84	103.1	103.5	103.4	.8	-.1
Transportation equipment	37	12/84	105.9	105.2	104.0	2.5	-1.1
Measuring and controlling instruments; photographic, medical, optical goods; watches, clocks ..	38	12/84	105.2	105.4	105.5	2.6	.1
Miscellaneous manufacturing industries	39	12/85	103.5	104.2	104.2	2.3	0
Services industries							
Pipe lines, except natural gas	46	12/86	97.5	97.5	97.5	(³)	0

¹ Indexes in this table are derived from the net-output-weighted industry price indexes shown in table 5. Because of differences in coverage and aggregation methodology, they will generally not match the movements of similarly-titled indexes which are derived from traditional commodity groupings shown in table 6.

² Data for May 1987 have been revised to reflect the availability of late reports and corrections by respondents. All data are subject to revision 4 months after original publication. Data are not seasonally adjusted.

³ Not available.

Table 5. Producer price indexes for the net output of selected industries and their products

Industry and product ¹	Industry code	Product code	Index base	Index			Unadjusted percent change to Sep. 1987 from —	
				May 1987 ²	Aug. 1987 ²	Sep. 1987 ²	Sep. 1986	Aug. 1987
Total mining industries			12/84	74.8	77.4	76.6	8.2	-1.0
Metal mining	10		12/84	95.1	106.0	106.4	17.1	.4
Iron ores	1011		12/84	82.5	81.8	80.0	-6.5	-2.2
Primary products		1011-P	12/84	84.1	83.7	82.3	-5.5	-1.7
Iron ores		1011-1	12/84	84.1	83.7	82.3	-5.5	-1.7
Ores, Great Lakes area		1011-12	12/84	82.7	82.7	79.5	-8.2	-3.9
Pellets		1011-122	12/84	80.5	80.5	76.9	-9.4	-4.5
Gold and silver ores	104		12/84	98.0	98.0	98.6	25.3	.6
Gold ores	1041		06/85	128.4	135.7	137.3	27.0	1.2
Primary products		1041-P	06/85	128.4	135.7	137.3	27.0	1.2
Gold mill bullion, including dore		1041-4	06/85	131.0	138.5	140.2	28.7	1.2
Gold mill bullion, including dore		1041-401	06/85	131.0	138.5	140.2	28.7	1.2
Silver ores	1044		12/83	86.2	78.1	78.1	19.8	0
Primary products		1044-P	12/83	86.2	78.1	78.1	19.8	0
Silver concentrates		1044-5	12/83	84.9	(³)	(³)	(³)	(³)
Silver concentrates		1044-501	12/83	84.9	(³)	(³)	(³)	(³)
Bauxite and other aluminum ores	1051		12/85	97.4	98.1	99.2	.3	1.1
Primary products		1051-P	12/85	97.4	98.1	99.2	.3	1.1
Metal mining services	1081		12/85	100.7	100.7	101.0	.9	.3
Primary products		1081-P	12/85	100.8	100.8	101.0	.9	.2
Prospect and test drilling		1081-803	12/85	101.7	101.7	102.0	1.3	.3
Miscellaneous metal ores	109		12/85	104.2	98.7	98.6	.5	-1
Uranium - radium - vanadium ores	1094		12/85	104.8	98.4	98.2	.4	-2
Primary products		1094-P	12/85	104.7	98.4	98.2	.4	-2
Concentrates and precipitates		1094-2	12/85	105.2	98.2	98.0	.7	-2
Uranium concentrates & precipitates		1094-212	12/85	105.6	98.1	97.9	.8	-2
Metal ores, n.e.c.	1099		12/85	100.6	100.7	100.7	.8	0
Primary products		1099-P	12/85	100.6	100.7	100.7	.8	0
Other crude ores and concentrates, such as antimony, rare-earth metals, beryllium, and tin		1099-103	12/85	92.8	92.6	92.7	-2.3	.1
Anthracite mining	11		12/85	98.2	98.6	99.0	1.2	.4
Anthracite	1111		12/79	147.9	148.6	149.1	1.2	.3
Primary products		1111-P	12/79	149.4	149.9	150.4	1.0	.3
Prepared anthracite shipped		1111-2	12/79	148.3	149.0	149.6	1.2	.4
Bituminous coal and lignite mining	12		12/85	95.7	95.2	94.8	-4.4	-4
Bituminous coal and lignite	1211		12/81	99.6	99.2	98.7	-4.4	-5
Primary products		1211-P	12/81	100.8	100.3	99.8	-3.2	-5
Prepared		1211-A	12/81	98.5	98.1	97.5	-4.6	-6
Steam electric utilities		1211-2	12/81	105.8	105.8	105.0	-2.5	-8
North Appalachia		1211-211	12/81	102.8	102.7	102.4	-2.2	-3
Spot		1211-2118	12/81	94.0	95.4	96.0	-5.0	.6
Underground mine		1211-21181	12/86	93.9	(³)	(³)	(³)	(³)
Surface mine		1211-21182	12/86	102.0	106.2	104.9	(³)	-1.2
Contract		1211-2119	12/81	104.2	103.8	103.3	-1.9	-5
Underground mine		1211-21191	12/86	100.2	100.4	99.6	(³)	-8
Surface mine		1211-21192	12/86	98.1	96.9	96.9	(³)	0
South Appalachia		1211-212	12/81	97.8	97.7	97.9	-.6	.2
Spot		1211-2128	05/82	86.1	82.3	82.6	-3.7	.4
Underground mine		1211-21281	12/86	102.6	94.3	94.9	(³)	.6
Contract		1211-2129	12/81	99.7	100.2	100.4	-.1	.2
Underground mine		1211-21291	12/86	98.7	99.2	99.1	(³)	-1
Surface mine		1211-21292	12/86	101.8	102.4	103.0	(³)	.6
Midwest		1211-213	12/81	104.4	105.6	104.4	-4.6	-1.1
Spot		1211-2138	12/81	106.8	106.3	106.3	-2.0	0
Surface mine		1211-21382	12/86	98.0	99.2	99.2	(³)	0
Contract		1211-2139	12/81	104.2	105.5	104.3	-4.7	-1.1
Underground mine		1211-21391	12/86	97.3	97.4	97.6	(³)	.2
Surface mine		1211-21392	12/86	94.0	95.6	94.1	(³)	-1.6
West		1211-214	12/81	117.5	116.5	114.6	-3.0	-1.6
Spot		1211-2148	12/86	93.6	89.5	88.8	(³)	-.8
Contract		1211-2149	12/81	117.8	117.0	115.1	-2.6	-1.6
Underground mine		1211-21491	12/86	111.2	106.1	104.5	(³)	-1.5
Surface mine		1211-21492	12/86	97.8	98.2	96.5	(³)	-1.7
Metallurgical/coke producer		1211-3	12/81	80.0	78.3	78.2	-5.8	-1
Spot		1211-3168	12/86	97.1	98.1	97.7	(³)	-.4
Contract		1211-3169	12/86	97.1	94.5	94.5	(³)	0

See footnotes at end of table.

Table 5. Producer price indexes for the net output of selected industries and their products—Continued

Industry and product ¹	Industry code	Product code	Index base	Index			Unadjusted percent change to Sep. 1987 from —	
				May 1987 ²	Aug. 1987 ²	Sep. 1987 ²	Sep. 1986	Aug. 1987
Bituminous coal and lignite—Continued								
All other industrial		1211-4	12/81	93.5	93.2	93.2	-2.8	0
North Appalachia		1211-411	12/81	85.0	85.2	85.3	-2.7	.1
Spot		1211-4118	06/85	74.4	75.4	75.8	(?)	.5
Contract		1211-4119	12/81	86.8	86.8	86.8	(?)	0
South Appalachia		1211-412	12/81	90.8	90.9	90.7	-1.6	-2
Spot		1211-4128	12/84	85.5	84.8	86.3	(?)	1.8
Contract		1211-4129	12/81	93.2	93.4	92.9	-1.8	-5
Midwest		1211-413	12/81	108.7	108.0	108.0	(?)	0
Spot		1211-4138	06/85	109.6	109.6	109.6	(?)	0
Contract		1211-4139	12/81	106.5	105.7	105.7	(?)	0
West		1211-414	05/84	89.2	88.0	88.0	-3.1	0
Spot		1211-4148	12/86	93.7	94.0	94.1	(?)	.1
Contract		1211-4149	05/84	89.4	88.2	88.2	(?)	0
Residential and commercial		1211-5	12/86	100.0	77.1	77.1	(?)	0
Export		1211-6	04/82	(?)	(?)	(?)	(?)	(?)
Unprepared		1211-1	12/81	106.5	106.7	106.6	.4	-1
For preparation at other establishments		1211-101	12/81	103.2	103.3	103.3	2.3	0
For use without preparation		1211-102	12/81	110.4	110.7	110.4	-3.5	-3
Intracompany shipments		1211-8	12/86	99.6	93.4	97.6	(?)	-8
Bituminous coal and lignite mining services	1213		06/85	100.1	100.1	100.5	.3	.4
Primary services		1213-P	06/85	100.2	100.1	100.5	.3	.4
Exploration and development work		1213-1	06/85	102.5	102.5	103.6	1.1	1.1
Drilling		1213-12	06/85	99.5	99.5	99.5	0	0
Other bituminous coal and lignite mining services		1213-3	06/85	88.5	88.2	88.2	-2.9	0
Oil and gas extraction	13		12/85	73.4	76.2	75.2	9.8	-1.3
Crude petroleum and natural gas	1311		06/84	67.0	70.7	69.1	13.8	-2.3
Primary products		1311-P	06/84	67.0	70.7	69.1	14.0	-2.3
Crude petroleum		1311-1	06/84	59.6	66.5	63.1	36.3	-5.1
Natural gas		1311-5	06/84	74.7	75.1	75.4	-.4	.4
Sales to interstate pipelines		1311-53201	06/84	73.3	74.8	73.3	-8.3	-2.0
Sales to intrastate pipelines		1311-53202	06/84	79.0	76.0	82.1	29.9	8.0
Natural gas liquids	1321		06/84	71.7	71.9	72.7	4.0	1.1
Primary products		1321-P	06/84	71.6	71.8	72.7	4.2	1.3
Natural gas liquids		1321-2	06/84	59.9	59.3	62.0	31.6	4.6
Plant condensate		1321-211	06/84	48.9	54.3	60.6	94.2	11.6
Ethane		1321-215	06/84	59.4	51.0	51.7	-9.9	1.4
Natural gasoline		1321-222	06/84	62.3	63.3	65.0	83.6	2.7
Propane		1321-231	06/84	50.3	53.6	57.2	3.2	6.7
Butane		1321-232	06/84	68.7	65.8	69.8	59.4	6.1
Gas mixtures		1321-234	06/84	57.2	58.1	59.0	38.5	1.5
Other natural gas liquids		1321-298	06/84	68.5	73.5	75.8	77.5	3.1
Oil and gas field services	138		12/85	86.9	88.1	88.2	-.8	.1
Drilling oil and gas wells	1381		12/85	84.7	85.4	85.9	-2.9	.6
Primary products		1381-P	12/85	84.5	85.1	85.5	-3.4	.5
Offshore drilling		1381-7	12/85	68.5	72.0	74.0	-.4	2.8
Drilling oil, gas, dry and service wells		1381-701	12/85	68.5	72.0	74.0	.4	2.8
Onshore drilling		1381-9	12/85	87.4	87.5	87.7	-3.9	.2
Drilling oil, gas, dry and service wells		1381-901	12/85	87.3	87.4	87.6	-3.9	.2
Oil and gas exploration services	1382		12/85	71.0	75.5	76.2	1.2	.9
Primary products		1382-P	12/85	69.7	75.1	75.0	.5	-1
Geophysical exploration		1382-801	12/85	69.7	75.1	75.0	.5	-1
Land		1382-80101	12/85	70.8	79.3	79.2	2.5	-1
Oil and gas field services, n.e.c.	1389		12/85	91.8	92.8	92.4	1.0	-.4
Primary products		1389-P	12/85	91.3	92.3	91.9	.7	-.4
Offshore field services, n.e.c.		1389-7	12/85	90.1	98.4	94.3	8.3	-4.2
Well surveying and well logging		1389-704	12/85	91.3	(?)	(?)	(?)	(?)
Other oil and gas field services		1389-736	12/85	89.9	(?)	92.4	4.9	(?)
Onshore field services, n.e.c.		1389-9	12/85	91.6	91.2	91.5	-.7	.3
Cementing wells		1389-901	12/85	93.2	95.2	95.2	2.1	0
Acidizing and other chemical treatment of wells, excluding hydraulic fracturing		1389-902	12/85	99.3	101.4	101.4	3.0	0
Well surveying and well logging		1389-904	12/85	93.1	(?)	(?)	(?)	(?)
Running, cutting, and pulling casing, tubes and rods		1389-914	12/85	91.8	91.2	93.5	.5	2.5
Installing production equipment, such as wellhead fittings, pumps, and engines		1389-915	12/85	93.1	93.1	93.1	1.3	0
Cleaning out, bailing out, or swabbing wells		1389-925	12/85	89.5	89.5	89.5	-1.0	0
Pumping wells but not operating leases		1389-935	12/85	93.9	93.9	93.9	0	0
Other oil and gas field services		1389-936	12/85	90.6	89.3	89.5	-3.8	.2
Secondary products and miscellaneous receipts		1389-SM						
Secondary products		1389-S	12/85	94.4	94.4	95.3	-2.0	1.0
Drilling oil and gas wells		1381-S	12/85	94.7	94.7	96.3	1.0	1.7
Other secondary products		1389-SSS	12/85	(?)	(?)	(?)	(?)	(?)

See footnotes at end of table.

Table 5. Producer price indexes for the net output of selected industries and their products—Continued

Industry and product ¹	Industry code	Product code	Index base	Index			Unadjusted percent change to Sep. 1987 from —	
				May 1987 ²	Aug. 1987 ²	Sep. 1987 ²	Sep. 1986	Aug. 1987
Mining and quarrying of non-metallic minerals, except fuels	14		12/84	104.9	104.7	105.0	0.3	0.3
Dimension stone	1411		06/85	106.2	106.3	106.3	.6	0
Rough dimension granite		1411-501	06/85	103.5	103.5	103.5	0	0
Other rough dimension stone		1411-901	06/85	107.1	107.6	107.5	1.7	-1
Crushed and broken stone, including riprap	142		12/84	110.3	110.4	110.6	3.0	.2
Crushed and broken limestone	1422		12/83	112.6	112.9	112.9	2.5	0
Primary products		1422-P	12/83	113.5	113.9	113.9	2.6	0
Limestone and related rocks		1422-111						
East North Central region		1422-11101	12/83	112.4	112.9	113.1	1.7	.2
West North Central region		1422-11102	12/83	114.6	114.8	114.4	4.6	-3
Other regions		1422-11103	12/83	113.5	114.0	114.1	2.1	.1
Secondary products and miscellaneous receipts		1422-SM						
Secondary products		1422-S	12/83	100.9	100.5	100.9	.9	.4
Crushed and broken granite, n.e.c.	1423		12/83	118.4	118.6	118.8	2.5	.2
Primary products		1423-P	12/83	118.5	118.7	118.9	2.6	.2
Granite and related rocks		1423-111						
South Atlantic region		1423-11101	12/83	119.4	119.7	119.9	3.4	.2
Other regions		1423-11102	12/83	116.0	116.2	116.2	.3	0
Secondary products and miscellaneous receipts		1423-SM						
Secondary products		1423-S	12/83	113.3	111.9	111.2	-7	-6
Crushed and broken stone, n.e.c.	1429		12/83	120.1	119.3	119.8	4.6	.4
Primary products		1429-P	12/83	120.8	119.7	120.4	5.0	.6
Traprock		1429-11111	12/83	129.1	124.9	125.8	5.4	.7
Sandstone		1429-11112	12/83	99.3	(³)	104.1	1.0	(³)
Other, (slate, volcanic rock, etc.)		1429-11114	12/83	121.1	121.8	121.8	7.2	0
Secondary products and miscellaneous receipts		1429-SM						
Secondary products		1429-S	12/83	111.8	113.3	112.6	1.2	-6
Sand and gravel	144		12/84	109.4	109.6	109.6	3.4	0
Construction sand and gravel	1442		06/82	116.1	116.3	116.2	4.0	-1
Primary products		1442-P	06/82	116.5	116.8	116.7	4.3	-1
Construction sand		1442-3	06/82	117.1	118.0	117.8	5.8	-2
Northeast region		1442-3A	06/82	134.3	134.3	134.3	12.1	0
New England		1442-31	06/82	160.7	160.7	160.7	26.0	0
Mid-Atlantic		1442-32	06/82	126.0	126.0	126.0	7.3	0
Concrete aggregate and concrete products		1442-321	06/82	118.9	118.9	118.9	9.8	0
Fill, road base and other		1442-325	06/82	135.2	(³)	135.2	4.4	(³)
North Central region		1442-3B	06/82	113.8	114.5	114.2	2.7	-3
East North Central		1442-33	06/82	115.2	115.6	115.2	2.7	-3
Concrete aggregate and concrete products		1442-331	06/82	112.6	113.4	112.6	2.6	-7
Asphaltic and other aggregate and bituminous paving mixture		1442-333	06/82	114.8	115.1	115.0	.5	-1
Fill, road base and other		1442-335	06/82	119.2	119.2	119.2	4.1	0
West North Central		1442-34						
Concrete aggregate and concrete products		1442-341	06/82	114.1	116.2	116.2	4.4	0
Fill, road base and other		1442-345	07/82	105.9	(³)	(³)	(³)	(³)
South region		1442-3C	06/82	106.8	106.8	106.8	2.5	0
South Atlantic		1442-35	06/82	118.2	118.2	118.2	4.6	0
Concrete aggregate and concrete products		1442-351	06/82	119.8	119.8	119.8	4.5	0
East South Central		1442-36						
Concrete aggregate and concrete products		1442-361	06/82	102.3	(³)	102.3	0	(³)
West South Central		1442-37	06/82	92.8	92.9	92.7	0	-2
Concrete aggregate and concrete products		1442-371	06/82	91.0	91.1	90.7	-1	-4
West region		1442-3D	06/82	119.3	122.5	122.4	8.4	-1
Mountain		1442-38	06/82	88.4	88.4	88.4	21.4	0
Concrete aggregate and concrete products		1442-381	06/82	(³)	63.7	63.7	0	0
Pacific		1442-39	06/82	127.3	131.2	131.2	6.6	0
Concrete aggregate and concrete products		1442-391	06/82	127.0	133.6	133.6	11.8	0
Fill, road base and other		1442-395	06/82	127.8	130.1	130.1	3.9	0
Construction gravel		1442-5	06/82	116.0	115.8	115.7	2.9	-1
Northeast region		1442-5A	06/82	127.7	127.7	127.7	4.0	0
New England		1442-51	06/82	143.4	143.4	143.4	6.3	0
Concrete aggregate and concrete products		1442-511	06/82	140.1	140.1	140.1	6.5	0
Fill, road base and other		1442-515	06/82	147.6	147.6	147.6	6.2	0
Mid-Atlantic		1442-52	06/82	117.0	117.0	117.0	2.1	0
Concrete aggregate and concrete products		1442-521	06/82	115.4	115.4	115.4	1.9	0
Fill, road base and other		1442-525	06/82	122.7	122.7	122.7	2.6	0
North Central region		1442-5B	06/82	116.0	115.5	116.3	3.4	.7
East North Central		1442-53	06/82	116.1	115.3	116.4	4.1	1.0
Concrete aggregate and concrete products		1442-531	06/82	107.6	107.9	107.9	2.5	0
Asphaltic and other aggregate and bituminous paving mixture		1442-533	06/82	117.2	104.3	118.3	18.4	13.4
Fill, road base and other		1442-535	06/82	128.2	132.4	128.2	.2	-3.2
West North Central		1442-54	06/82	115.8	115.8	115.8	1.3	0
Concrete aggregate and concrete products		1442-541	06/82	124.4	124.4	124.4	2.1	0
Asphaltic and other aggregate and bituminous paving mixture		1442-543	06/82	107.4	107.4	(³)	(³)	(³)

See footnotes at end of table.

Table 5. Producer price indexes for the net output of selected industries and their products—Continued

Industry and product ¹	Industry code	Product code	Index base	Index			Unadjusted percent change to Sep. 1987 from —	
				May 1987 ²	Aug. 1987 ²	Sep. 1987 ²	Sep. 1986	Aug. 1987
Construction sand and gravel—Continued								
Fill, road base and other		1442-545	06/82	107.4	(?)	(?)	(?)	(?)
South region		1442-5C	06/82	115.9	116.3	116.2	4.7	-0.1
South Atlantic		1442-55	06/82	128.8	128.8	128.8	9.9	0
Concrete aggregate and concrete products		1442-551	06/82	(?)	(?)	136.5	(?)	(?)
Asphaltic and other aggregate and bituminous paving mixture		1442-553	06/82	122.7	122.7	122.7	1.8	0
Fill, road base and other		1442-555	06/82	106.1	106.1	106.1	.5	0
East South Central		1442-56	06/82	104.7	104.7	104.7	.9	0
Concrete aggregate and concrete products		1442-561	06/82	102.0	102.0	102.0	0	0
Fill, road base and other		1442-565	06/82	101.5	(?)	101.5	0	(?)
West South Central		1442-57	06/82	111.3	112.1	111.8	2.0	-3
Concrete aggregate and concrete products		1442-571	06/82	114.6	116.2	115.9	.8	-3
West region		1442-5D	06/82	108.5	108.0	106.4	-9	-1.5
Mountain		1442-58	06/82	107.4	(?)	100.2	-7.9	(?)
Concrete aggregate and concrete products		1442-581	06/82	110.0	(?)	101.3	-6.6	(?)
Pacific		1442-59	06/82	109.0	109.0	109.4	2.4	.4
Concrete aggregate and concrete products		1442-591	06/82	119.6	119.7	119.7	2.0	0
Fill, road base and other		1442-595	06/82	99.2	98.9	99.2	1.5	.3
Secondary products and miscellaneous receipts		1442-SM						
Miscellaneous receipts		1442-M	06/82	109.6	109.6	109.6	.8	0
Contract work and other miscellaneous receipts		1442-XY9	06/82	117.7	117.7	117.7	0	0
Secondary products		1442-S	06/82	105.9	105.9	105.9	.4	0
Industrial sand	1446		06/82	108.6	108.4	108.6	-.1	.2
Primary products		1446-P	06/82	108.3	108.0	108.3	-.1	.3
Glass sand		1446-1	06/82	111.0	111.1	111.1	-.4	0
Molding sand		1446-5	06/82	112.7	113.0	113.7	.7	.6
Other industrial sand, n.e.c.		1446-9	06/82	101.9	101.0	101.1	-.6	.1
Abrasive sand, including blast sand		1446-90101	06/82	110.9	111.2	111.2	1.9	0
Hydraulic fracture sand		1446-90103	06/82	73.2	73.2	73.2	-1.5	0
Other industrial sand, n.e.c.		1446-90109	06/82	123.9	120.5	121.0	-2.0	.4
Secondary products and miscellaneous receipts		1446-SM						
Secondary products		1446-S	06/82	120.1	(?)	(?)	(?)	(?)
Clay, ceramic, and refractory minerals	145		12/84	101.9	102.0	102.0	-.4	0
Bentonite	1452		06/84	98.0	97.8	97.7	-1.2	-.1
Primary products		1452-P	06/84	98.0	97.8	97.7	-1.2	-.1
Prepared bentonite		1452-201	06/84	97.9	97.7	97.6	-1.2	-.1
Mountain region		1452-20111	06/84	94.8	94.5	94.3	-2.3	-.2
Other regions		1452-20113	06/84	100.0	100.0	100.0	.7	0
Secondary products and miscellaneous receipts		1452-SM						
Secondary products		1452-S	06/84	99.4	99.4	99.4	.6	0
Fire clay	1453		12/84	93.1	93.1	93.1	0	0
Primary products		1453-P	12/84	93.1	(?)	(?)	(?)	(?)
Secondary products and miscellaneous receipts		1453-SM						
Fuller's earth	1454		06/84	108.8	109.5	(?)	(?)	(?)
Primary products		1454-P	06/84	108.8	109.5	(?)	(?)	(?)
Kaolin and ball clay	1455		06/84	103.0	103.0	103.2	-1.1	.2
Primary products		1455-P	06/84	102.9	102.9	103.0	-1.2	.1
Prepared kaolin and ball clay		1455-201	06/84	102.9	103.0	103.1	-1.2	.1
Clay and related minerals, n.e.c.	1459		06/84	107.2	107.2	107.2	1.0	0
Primary products		1459-P	06/84	107.2	107.2	107.2	1.0	0
Feldspar		1459-A						
Prepared		1459-211	06/84	106.1	106.1	106.1	1.4	0
Common clay and shale		1459-B	06/84	107.8	107.8	107.8	-2.3	0
Prepared		1459-221	06/84	108.2	108.2	108.2	-2.5	0
Other clay and related materials		1459-C	06/84	107.3	107.3	(?)	(?)	(?)
Prepared		1459-223	06/84	107.3	107.3	(?)	(?)	(?)
Secondary products and miscellaneous receipts		1459-SM						
Secondary products		1459-S	06/84	104.1	104.1	104.1	0	0
Chemical and fertilizer mineral mining	147		12/84	95.6	94.6	95.1	-5.4	.5
Barite	1472		12/84	82.4	80.6	80.6	-11.2	0
Primary products		1472-P	12/84	82.4	80.6	80.6	-11.2	0
Prepared barite		1472-201	12/84	79.4	76.2	76.2	-14.7	0
Potash, soda, and borate minerals	1474		12/84	97.7	99.9	101.1	3.1	1.2
Primary products		1474-P	12/84	97.4	99.6	100.8	3.1	1.2
Processed or refined potassium salts		1474-201	12/84	87.2	90.1	93.6	11.8	3.9
Natural sodium carbonates		1474-301	12/84	104.6	106.1	106.6	1.4	.5
Secondary products		1474-S	12/84	160.6	(?)	(?)	(?)	(?)
Phosphate rock	1475		12/82	82.3	81.2	79.9	-12.0	-1.6
Primary products		1475-P	12/82	82.5	81.4	80.2	-11.9	-1.5

See footnotes at end of table.

Table 5. Producer price indexes for the net output of selected industries and their products—Continued

Industry and product ¹	Industry code	Product code	Index base	Index			Unadjusted percent change to Sep. 1987 from —	
				May 1987 ²	Aug. 1987 ²	Sep. 1987 ²	Sep. 1986	Aug. 1987
Phosphate rock—Continued								
Processed phosphate rock		1475-2	12/82	81.7	80.6	79.3	-12.7	-1.6
Dried phosphate rock		1475-206	12/82	84.0	(³)	(³)	(³)	(³)
66-70% BPL		1475-20602	12/82	80.6	(³)	(³)	(³)	(³)
Rock salt	1476		12/84	101.9	101.5	102.0	-2	.5
Primary products		1476-P	12/84	102.1	102.0	102.2	-1	.2
Rock salt		1476-101	12/84	102.1	102.0	102.2	-1	.2
Southern region rock salt		1476-10101	12/84	106.8	108.7	109.6	2.2	.8
Northern region rock salt		1476-10102	12/84	91.9	89.3	88.6	-8.9	-8
Sulfur	1477		12/84	94.6	84.5	87.0	-15.5	3.0
Primary products		1477-P	12/84	94.6	84.5	87.0	-15.5	3.0
Frasch process sulfur		1477-101	12/84	94.6	84.5	87.0	-15.5	3.0
Non-metallic minerals (except fuels) services	1481		06/85	108.0	109.4	109.1	1.5	-3
Primary products		1481-P	06/85	107.6	109.1	108.8	.3	-3
Open-pit or quarry mining for others		1481-804	06/85	96.2	96.2	96.2	-3.9	0
Miscellaneous nonmetallic minerals, except fuels	149		12/84	108.1	109.4	109.9	.5	.5
Gypsum mining	1492		12/84	97.5	104.7	100.8	-6.5	-3.7
Primary products		1492-P	12/84	97.5	104.7	100.8	-6.5	-3.7
Crushed, ground, screened, or dried gypsum		1492-201	12/84	97.0	104.8	100.6	-6.5	-4.0
Talc, soapstone, and pyrophyllite	1496		06/85	102.3	104.3	103.7	1.6	-6
Primary products		1496-P	06/85	102.3	104.3	103.7	1.6	-6
Miscellaneous nonmetallic minerals	1499		06/85	101.1	101.6	102.7	.9	1.1
Primary products		1499-P	06/85	100.9	101.4	102.7	1.0	1.3
Peat		1499-501	06/85	103.5	(³)	99.0	-4.3	(³)
Other nonmetallic minerals, n.e.c.		1499-988	06/85	100.9	98.3	98.6	-1.1	.3
Secondary products and miscellaneous receipts		1499-SM						
Secondary products		1499-S	06/85	102.7	(³)	86.3	-12.7	(³)
Total manufacturing industries			12/84	100.6	101.6	101.3	3.9	-3
Food and kindred products	20		12/84	103.5	103.3	103.3	1.8	0
Meat products	201		12/84	105.3	104.9	104.2	1.5	-7
Meatpacking plants	2011		12/80	104.1	101.7	102.3	5.6	.6
Primary products		2011-P	12/80	104.0	101.9	102.3	4.5	.4
Miscellaneous byproducts of meatpacking plants, except sausage casings		2011-C	12/80	76.6	78.1	75.0	22.7	-4.0
Beef, not canned or made into sausage		2011-1	12/80	99.7	93.5	94.3	8.1	.9
Whole carcass beef		2011-112	12/80	102.0	95.6	95.9	7.9	.3
USDA choice beef carcasses		2011-11202	12/80	107.4	90.4	94.1	6.7	4.1
USDA good beef carcasses		2011-11203	12/80	93.4	91.4	93.1	2.2	1.9
Other USDA graded and ungraded beef carcasses		2011-11298	12/80	97.3	102.2	98.5	9.9	-3.6
Primal and fabricated beef cuts		2011-117	12/80	97.3	90.0	91.6	8.7	1.8
Boneless beef, including hamburger		2011-131	12/80	89.3	89.6	91.5	10.1	2.1
Variety meats (edible organs)		2011-151	12/80	84.1	75.1	76.4	2.7	1.7
Pork, fresh and frozen		2011-4	12/80	106.4	112.1	113.7	-3.6	1.4
Primal cuts including trimmings		2011-417	12/80	103.3	109.2	110.8	-3.4	1.5
Boston butts		2011-41701	12/80	113.6	107.3	123.0	7.5	14.6
Pork loins		2011-41702	12/80	139.7	135.4	152.2	7.7	12.4
Other primal cuts		2011-41798	12/80	96.9	105.7	103.6	-6.6	-2.0
Variety meats (fresh edible organs)		2011-451	12/80	80.1	75.4	73.2	-12.8	-2.9
Lard		2011-5	12/80	90.1	100.9	104.1	14.3	3.2
Lard, commercial sizes (over 3 lbs.)		2011-517	12/80	88.0	100.3	103.9	16.6	3.6
Pork, processed or cured, including frozen (not canned or made into sausage)		2011-6	12/80	110.6	120.7	114.9	-9.0	-4.8
Hams and picnics, except canned		2011-631	12/80	100.6	103.9	107.1	-7.2	3.1
Hams		2011-63101	12/80	101.6	103.1	107.2	-9.0	4.0
Picnics		2011-63102	12/80	97.0	106.9	106.7	-2	-2
Sliced bacon		2011-641	12/80	128.1	144.2	131.8	-9.7	-8.6
Sausage and similar products (not canned)		2011-7	12/80	111.2	113.2	112.3	2.3	-8
Fresh sausage, pork sausage, breakfast links, etc.		2011-711	12/80	120.9	121.2	121.1	-1.2	-1
Fresh pork sausage, roll, artificial casing		2011-71101	12/80	123.2	123.2	123.7	-5	.4
Other fresh sausage, breakfast links, etc.		2011-71198	12/80	110.7	112.6	109.8	-4.7	-2.5
Dry and semidry sausage (salami, cervelat, summer sausage, pepperoni, pork rolls, etc.)		2011-717	12/80	98.2	101.0	101.0	3.2	0
Frankfurters and wieners		2011-721	12/80	112.7	115.2	114.0	5.3	-1.0
Frankfurters, skinless, all meat		2011-72101	12/80	113.4	116.4	114.8	5.5	-1.4
Other sausage, smoked or cooked (bologna, liverwurst, Polish sausage, packaged lunchmeat, etc.)		2011-735	12/80	106.2	108.8	107.5	2.7	-1.2
Bologna, all meat		2011-73501	12/80	103.0	106.9	104.0	.3	-2.7
Other smoked or cooked sausages		2011-73598	12/80	108.1	110.0	109.6	4.2	-4
Hides, skins, and pelts		2011-9	12/80	164.7	160.0	165.0	32.3	3.1

See footnotes at end of table.

Table 5. Producer price indexes for the net output of selected industries and their products—Continued

Industry and product ¹	Industry code	Product code	Index base	Index			Unadjusted percent change to Sep. 1987 from —	
				May 1987 ²	Aug. 1987 ²	Sep. 1987 ²	Sep. 1986	Aug. 1987
Meatpacking plants—Continued								
Cattle hides, except kip		2011-912	12/80	166.8	161.8	166.9	33.1	3.2
Packer, branded cow		2011-91202	12/80	156.7	154.6	153.9	31.9	-5
Packer, butt brander		2011-91205	12/80	182.2	([?])	195.5	28.0	([?])
Other cattle hides		2011-91298	12/80	169.0	160.0	166.7	38.5	4.2
Other hides, skins, and pelts, except kip		2011-997	12/80	73.9	75.2	80.2	-9.7	6.6
Secondary products and miscellaneous receipts		2011-SM						
Miscellaneous receipts		2011-M	12/80	112.9	121.8	120.9	.1	-7
Contract work and other miscellaneous receipts		2011-XY9	12/80	108.9	([?])	108.9	-12.5	([?])
Resales		2011-Z89	12/80	113.1	122.2	121.3	.5	-7
Secondary products		2011-S	12/80	67.6	76.8	77.0	33.9	.3
Other secondary products		2011-SSS	12/80	([?])	([?])	76.0	37.4	([?])
Prepared meats manufactured from animals slaughtered off premises		2013-S	12/80	94.9	96.5	95.0	-2.1	-1.6
Sausages and other prepared meats								
Primary products	2013	2013-P	12/82	101.9	106.1	103.4	0	-2.5
Other processed, frozen, or cooked meats (portion control, corned beef, etc.)		2013-F	12/82	107.9	109.6	111.9	11.0	2.1
Other processed, frozen, or cooked meats (portion control, corned beef, etc.)		2013-F98	12/82	107.9	109.6	111.9	11.0	2.1
Pork, processed or cured, including frozen (not canned or made into sausage)		2013-6	12/82	90.8	101.8	91.5	-12.9	-10.1
Hams and picnics, except canned		2013-631	12/82	89.4	94.2	99.2	-1.1	5.3
Hams		2013-63101	12/82	89.4	92.9	99.2	-7	6.8
Slab bacon		2013-635	12/82	99.1	109.0	106.3	-10.5	-2.5
Sliced bacon		2013-641	12/82	94.2	114.7	80.8	-28.6	-29.6
Boiled ham, barbecued pork, and other cooked pork, except canned meats and sausage		2013-661	12/82	79.2	85.3	87.7	-4.9	2.8
Sausages and similar products (not canned)		2013-7	12/82	104.1	106.1	105.7	3.5	-4
Fresh sausage, pork sausage, breakfast links, etc.		2013-711	12/82	110.1	111.1	110.1	1.1	-9
Other fresh sausage, breakfast links, etc.		2013-71198	12/82	98.7	104.1	98.9	-3.5	-5.0
Dry and semidry sausage (salami, cervelat, summer sausage, pepperoni, pork roll, etc.)		2013-717	12/82	103.9	106.3	105.8	4.5	-5
Frankfurters and wieners		2013-721	12/82	100.2	102.9	101.1	1.3	-1.7
Frankfurters, skinless, all meat		2013-72101	12/82	98.7	101.8	99.8	.6	-2.0
Other frankfurters and wieners		2013-72198	12/82	107.9	108.3	([?])	([?])	([?])
Other sausage, smoked or cooked (bologna, liverwurst, Polish sausage, luncheon meats, etc.)		2013-735	12/82	103.7	105.7	106.4	5.7	.7
Bologna, all meat		2013-73501	12/82	104.5	106.7	107.7	4.5	.9
Other smoked or cooked sausages		2013-73598	12/82	103.2	105.0	105.7	6.4	.7
Canned meats (except dog and cat food) containing 20-percent or more meat		2013-8	12/82	99.7	103.4	102.9	.2	-5
Other canned meats		2013-898	12/82	104.1	105.2	104.5	.9	-7
Secondary products and miscellaneous receipts		2013-SM						
Miscellaneous receipts		2013-M	12/82	102.6	104.6	101.9	-1.7	-2.6
Resales		2013-Z89	12/82	102.6	104.6	101.9	-1.7	-2.6
Secondary products		2013-S	12/82	104.9	104.9	104.8	2.6	-1
Poultry dressing, poultry and egg processing								
Primary products	2018	2018-P	12/81	110.2	107.2	104.8	-19.1	-2.2
Young chicken		2018-1	12/81	113.2	111.7	106.7	-19.3	-4.5
Bulk broilers/wet ice pack		2018-133	12/81	114.4	112.9	106.5	-22.2	-5.7
Grade A bulk whole broilers/wet ice pack		2018-13301	12/81	117.9	117.1	106.2	-24.6	-9.3
Other wet ice bulk broilers, including parts		2018-13398	12/81	109.1	106.5	106.9	-18.2	.4
Tray pack broilers		2018-136	12/81	107.1	104.5	100.8	-14.8	-3.5
Other broilers including frozen		2018-139	12/81	120.8	121.0	120.6	-7.4	-3
Turkeys		2018-3	12/81	108.6	99.9	100.2	-30.3	.3
Young turkeys		2018-323	12/81	110.9	101.8	102.2	-30.8	.4
Hens, whole, Grade A frozen		2018-32301	12/81	98.7	100.3	100.5	-33.0	.2
Toms, whole, Grade A frozen		2018-32302	12/81	114.4	99.3	99.2	-35.6	-1
Other young turkey		2018-32398	12/81	120.8	105.7	106.9	-23.3	1.1
Processed poultry and small game		2018-5	12/81	117.5	111.7	112.1	-7.6	.4
Turkey, cooked or smoked		2018-521	12/81	116.2	114.3	114.3	-5.5	0
Chicken, cooked or smoked		2018-523	12/81	117.2	105.1	105.7	-11.2	.6
Liquid, dried and frozen eggs		2018-9	12/81	82.1	73.7	79.1	-19.9	7.3
Dried whole eggs		2018-915	12/81	76.1	71.4	79.3	-1.9	11.1
Frozen or liquid whole eggs		2018-955	12/81	74.5	68.5	87.4	-2.6	27.6
Secondary products and miscellaneous receipts		2018-SM						
Miscellaneous receipts		2018-M	12/81	71.7	70.4	77.0	-9.4	9.4
Secondary products		2018-S	12/81	113.1	115.6	112.4	-7	-2.8
Dairy products								
Creamery butter	202		12/84	98.7	99.9	100.6	2.7	.7
Creamery butter								
Primary products	2021	2021-P	06/84	93.3	98.1	98.1	-2.6	0
Creamery butter		2021-1	06/84	94.3	100.1	100.1	-3.1	0
Bulk butter (> 3 lbs.)		2021-113	06/84	93.7	99.7	99.3	-3.5	-4
Butter, consumer packages (< 3 lbs.)		2021-115	06/84	95.2	100.7	101.4	-2.5	.7
Secondary products and miscellaneous receipts		2021-SM						
Secondary products		2021-S	06/84	89.6	90.7	90.7	-1.2	0
Condensed and evaporated milk		2023-S	06/84	87.7	88.8	88.8	-1.7	0

See footnotes at end of table.

Table 5. Producer price indexes for the net output of selected industries and their products—Continued

Industry and product ¹	Industry code	Product code	Index base	Index			Unadjusted percent change to Sep. 1987 from —	
				May 1987 ²	Aug. 1987 ²	Sep. 1987 ²	Sep. 1986	Aug. 1987
Natural and processed cheese	2022		06/81	96.2	97.7	98.2	1.2	0.5
Primary products			06/81	96.2	96.9	97.5	.2	.6
Natural cheese, except cottage cheese		2022-1	06/81	95.0	95.9	96.4	-.6	.5
American-type cheese		2022-102	06/81	92.9	93.8	94.4	-1.3	.6
Cheddar cheese		2022-10201	06/81	93.8	94.7	95.3	-.9	.6
Other American-type cheese		2022-10211	06/81	90.3	91.1	92.1	-2.0	1.1
Italian-type cheese		2022-103	06/81	97.8	98.7	99.1	1.1	.4
Mozzarella cheese		2022-10301	06/81	97.8	99.0	99.4	1.7	.4
Other Italian-type cheese		2022-10311	06/81	97.8	98.3	98.7	.2	.4
Swiss cheese		2022-105	06/81	95.1	94.7	94.7	-.9	0
Other natural cheese, except cottage		2022-111	06/81	92.8	93.7	94.4	-3.3	.7
Processed cheese and related products		2022-2	06/81	97.7	98.1	98.7	1.2	.6
Processed cheese		2022-211	06/81	90.8	91.2	92.3	.7	1.2
Cheese food		2022-213	06/81	108.2	108.3	108.3	1.5	0
Cheese spread		2022-215	06/81	110.6	113.0	113.0	5.6	0
Secondary products and miscellaneous receipts		2022-SM						
Miscellaneous receipts		2022-M	06/81	97.1	97.2	97.9	-.5	.7
Resales		2022-Z89	06/81	97.4	97.4	98.2	-.5	.8
Secondary products		2022-S	06/81	93.9	103.1	103.6	11.4	.5
Other secondary products		2022-SSS	06/81	114.4	116.8	116.8	2.1	0
Fluid milk		2026-S	06/81	93.3	96.9	97.7	2.1	.8
Condensed and evaporated milk	2023		12/83	101.1	104.7	105.6	5.6	.9
Primary products		2023-P	12/83	103.0	106.8	108.5	8.4	1.6
Dry milk products		2023-1	12/83	99.3	103.9	106.4	10.0	2.4
Other dry milk products, consumer-type packages (3 lbs. or less)		2023-129	02/84	121.2	125.8	125.8	7.8	0
Dry whey, bulk packaging (more than 3 lbs.)		2023-139	12/83	158.4	200.7	223.2	8.4	11.2
Dry whole milk, bulk packaging (more than 3 lbs.)		2023-142	12/83	94.5	96.6	100.3	3.9	3.8
Nonfat dry milk, bulk packaging (more than 3 lbs.)		2023-143	12/83	87.1	87.2	87.6	-1.4	.5
Other food-grade dry milk products, bulk packaging (more than 3 lbs.)		2023-146	12/83	98.1	105.1	106.4	13.6	1.2
Feed-grade dry milk products, bulk packaging (more than 3 lbs.)		2023-151	12/83	106.2	122.3	126.7	51.2	3.6
Canned milk products, consumer-type can		2023-2	12/83	112.6	115.8	115.8	7.2	0
Evaporated milk, consumer-type can		2023-212	12/83	108.1	108.1	108.1	2.1	0
Condensed and evaporated milk products, shipped in bulk (barrels, drums and tanks)		2023-3	12/83	93.5	94.0	95.8	2.4	1.9
All other food-grade concentrated milk products, except ice cream mixes, shipped in bulk		2023-318	12/83	93.5	94.0	95.8	2.4	1.9
Secondary products and miscellaneous receipts		2023-SM						
Secondary products		2023-S	12/83	96.0	98.9	98.6	-1.0	-.3
Creamery butter		2021-S	12/83	99.7	105.1	104.0	-2.3	-1.0
Other secondary products		2023-SSS	12/83	106.5	112.6	113.3	6.0	.6
Fluid milk and related products		2026-S	12/83	90.5	(³)	90.9	-2.3	(³)
Ice cream and frozen desserts	2024		06/83	110.5	110.8	111.1	5.0	.3
Primary products		2024-P	06/83	109.8	110.1	110.4	3.7	.3
Ice cream and ices		2024-1	06/83	109.8	110.1	110.4	3.7	.3
Bulk ice cream and custard (3 gallons or more)		2024-114	06/83	114.7	114.6	114.9	2.4	.3
Bulk vanilla ice cream and custard (3 gallons or more)		2024-11401	06/83	110.2	110.2	(³)	(³)	(³)
Other bulk ice cream and custard (3 gallons or more)		2024-11498	06/83	117.0	116.8	117.3	1.0	.4
Consumer-size ice cream and custard (16 oz. to less than 3 gallons) ..		2024-115	06/83	107.8	108.4	108.7	4.1	.3
Vanilla ice cream and custard in consumer size (16 oz. to less than 3 gallons)		2024-11501	06/83	109.8	111.5	112.0	1.3	.4
Other consumer-size ice cream and custard (16 oz. to less than 3 gallons)		2024-11598	06/83	106.7	106.8	106.9	5.7	.1
Novelty forms of frozen desserts (any frozen dairy-type dessert less than 16 ounces)		2024-116	06/83	114.6	114.6	114.8	4.7	.2
Water ices (16 oz. size or larger)		2024-151	06/83	107.5	108.9	108.9	1.4	0
Consumer-size ice milk (16 oz. to less than 3 gallons)		2024-184	06/83	94.8	94.8	95.4	1.2	.6
Consumer-size sherbet (16 oz. to less than 3 gallons)		2024-196	06/83	103.4	103.4	(³)	(³)	(³)
Secondary products and miscellaneous receipts		2024-SM						
Secondary products		2024-S	06/83	111.6	111.7	(³)	(³)	(³)
Other secondary products		2024-SSS	06/83	111.6	111.7	(³)	(³)	(³)
Fluid milk	2026		12/82	103.2	103.7	104.6	2.3	.9
Primary products		2026-P	12/82	101.0	101.8	102.5	1.8	.7
Packaged fluid milk and related products		2026-2	12/82	102.2	102.4	103.3	1.8	.9
Fluid whole milk, packaged		2026-212	12/82	101.3	101.4	102.5	1.4	1.1
Fluid whole milk, packaged, Northeast region		2026-21200 G01	12/82	99.6	99.6	101.9	2.7	2.3
Fluid whole milk, packaged, North Central region		2026-21200 G02	12/82	96.7	96.4	97.6	1.1	1.2
Fluid whole milk, packaged, Southern region		2026-21200 G03	12/82	105.3	105.8	107.0	.7	1.1
Fluid whole milk, packaged, Western region		2026-21200 G04	12/82	103.4	103.4	102.6	1.3	-.8
Lowfat milk, 0.5 - 2.0% butterfat, packaged		2026-223	12/82	101.6	101.4	102.1	2.3	.7
Skim milk, packaged		2026-225	12/82	108.3	109.6	110.4	3.5	.7
Cream, heavy, with more than 30% butterfat (whipping cream)		2026-232	12/82	110.9	111.4	111.6	5.1	.2
Sour cream and related products		2026-245	12/82	107.0	107.8	107.9	4.6	.1
Half and half and related products		2026-252	12/82	108.0	109.6	109.3	.6	-.3
Cottage cheese (including farmers' cheese, pot cheese and bakers' cheese)		2026-3	12/82	104.6	105.4	105.9	5.3	.5
Cottage cheese, manufactured and creamed at the establishment		2026-313	12/82	104.7	105.5	105.9	5.4	.4
Buttermilk, chocolate drinks and other flavored milk products		2026-4	12/82	106.8	106.5	107.8	2.3	1.2

See footnotes at end of table.

Table 5. Producer price indexes for the net output of selected industries and their products—Continued

Industry and product ¹	Industry code	Product code	Index base	Index			Unadjusted percent change to Sep. 1987 from —	
				May 1987 ²	Aug. 1987 ²	Sep. 1987 ²	Sep. 1986	Aug. 1987
Fluid milk—Continued								
Yogurt		2026-432	12/82	114.0	113.3	115.7	3.1	2.1
Buttermilk and related products		2026-434	12/82	102.9	103.6	103.9	1.1	.3
Flavored milk drinks (chocolate milk, chocolate drink)		2026-435	12/82	104.8	104.3	105.3	2.2	1.0
Secondary products and miscellaneous receipts		2026-SM						
Miscellaneous receipts		2026-M	12/82	107.5	107.8	109.8	3.0	1.9
Resales		2026-Z89	12/82	107.5	107.8	109.8	3.0	1.9
Secondary products		2026-S	12/82	105.8	106.9	107.1	3.7	.2
Creamery butter		2021-S	12/82	95.1	99.6	99.6	1.0	0
Cheese		2022-S	12/82	97.1	97.8	98.7	.6	.9
Condensed and evaporated milk		2023-S	12/82	98.1	98.7	98.7	.7	0
Ice cream and frozen desserts		2024-S	12/82	109.2	110.3	110.6	4.0	.3
Other secondary products		2026-SSS	12/82	121.2	121.2	121.2	9.7	0
Canned and preserved fruits and vegetables	203		12/84	104.0	104.4	104.7	3.6	.3
Canned specialties	2032		12/82	118.0	119.1	118.8	4.8	-.3
Primary products		2032-P	12/82	120.2	120.9	120.7	5.1	-.2
Canned soups, except frozen or seafood		2032-2	12/82	129.6	130.6	130.6	4.6	0
Canned dry beans		2032-3	12/82	117.4	116.2	116.3	7.3	.1
Beans with pork (13.1 oz to 18 oz)		2032-373	12/82	133.2	132.2	132.3	14.9	.1
Other canned dry beans, including chili con carne (13.1 oz to 18 oz) ..		2032-386	12/82	109.0	105.8	105.8	-.7	0
Other canned dry beans, including chili con carne (other sizes)		2032-391	12/82	101.3	101.1	101.1	-2.6	0
Canned specialty foods		2032-4	12/82	108.7	110.3	109.4	.9	-.8
Spanish foods (Mexican rice, tortillas, enchiladas)		2032-493	12/82	118.0	125.8	116.9	.9	-7.1
Other canned specialties, including canned puddings (other than canned meats)		2032-498	12/82	113.0	112.4	112.4	-.5	0
Secondary products and miscellaneous receipts		2032-SM						
Secondary products		2032-S	12/82	109.0	110.5	110.4	3.1	-.1
Other secondary products		2032-SSS	12/82	111.8	112.4	112.2	2.6	-.2
Canned fruits and vegetables		2033-SSS	12/82	106.5	108.8	108.7	3.5	-.1
Canned fruits and vegetables	2033		06/81	115.1	115.8	117.0	4.4	1.0
Primary products		2033-P	06/81	115.0	115.3	116.3	4.0	.9
Canned fruits, except baby food		2033-1	06/81	117.8	120.1	120.4	7.1	.2
Apples		2033-112	06/81	102.6	102.6	102.6	3.2	0
Fruit pie fillings		2033-162	06/81	100.7	101.7	100.4	-9.4	-1.3
Applesauce		2033-171	06/81	116.2	116.7	116.7	4.4	0
Olives, ripe and green ripe		2033-173	06/81	123.1	125.2	128.1	.5	2.3
Peaches, including spiced		2033-174	06/81	129.8	([?])	137.1	20.1	([?])
Canned vegetables, except hominy and mushrooms		2033-2	06/81	107.2	106.4	107.5	4.1	1.0
Fresh lima beans		2033-203	06/81	103.9	103.9	103.9	-4.6	0
Beans, green and wax (including blue lake)		2033-207	06/81	114.3	114.0	114.0	7.1	0
Carrots		2033-215	06/81	103.9	106.7	106.7	11.1	0
White potatoes		2033-275	06/81	123.8	123.8	123.8	4.6	0
Beets		2033-293	06/81	136.8	137.8	137.0	8.6	-.6
Sweet corn, whole kernel		2033-294	06/81	92.3	88.2	87.8	-2.0	-.5
Green peas		2033-296	06/81	98.2	101.5	101.5	7.1	0
Tomatoes		2033-297	06/81	112.2	([?])	116.4	4.4	([?])
Canned hominy and mushrooms		2033-3	06/81	90.5	99.1	98.8	25.1	-.3
Mushrooms		2033-321	06/81	88.8	98.2	97.8	27.2	-.4
Canned fruit juices, nectars, and concentrates		2033-4	06/81	122.7	123.2	123.8	6.8	.5
Apple juice		2033-411	06/81	118.6	118.8	118.2	1.4	4.8
Pineapple juice		2033-428	06/81	123.4	([?])	123.4	.2	([?])
Grapefruit juice		2033-431	06/81	128.0	133.7	133.7	([?])	0
Prune juice		2033-464	06/81	117.6	117.6	([?])	([?])	([?])
Other whole fruit juices and mixtures of whole fruit juices		2033-472	06/81	121.5	123.3	123.1	5.4	-.2
Canned vegetable juices		2033-5						
Tomato juice		2033-515	06/81	129.5	129.5	129.5	4.8	0
Catsup and other tomato sauces, etc.		2033-6	06/81	114.3	113.1	115.8	-1.9	2.4
Tomato sauces		2033-614	06/81	122.1	123.6	123.3	2.0	-.2
Catsup		2033-621	06/81	118.8	113.3	124.1	-8.8	9.5
Tomato paste		2033-662	06/81	101.2	([?])	([?])	([?])	([?])
Tomato pulp and puree		2033-691	06/81	107.8	107.4	104.2	-3.9	-3.0
Jams, jellies and preserves		2033-8	06/81	122.1	122.1	122.0	.9	-.1
Strawberry jams and preserves		2033-811	06/81	121.0	121.0	121.0	3.8	0
Other jams and preserves		2033-815	06/81	124.0	124.0	123.5	-.3	-.4
Grape jelly		2033-821	06/81	106.7	106.7	106.7	.9	0
Other jellies		2033-825	06/81	([?])	([?])	([?])	([?])	([?])
Secondary products and miscellaneous receipts		2033-SM						
Miscellaneous receipts		2033-M	06/81	80.7	84.3	91.6	16.5	8.7
Resales		2033-Z89	06/81	78.8	83.0	91.4	([?])	10.1
Secondary products		2033-S	06/81	118.4	123.0	123.4	3.4	.3
Canned specialties		2032-S	06/81	111.5	115.4	116.5	4.5	1.0
Other secondary products		2033-SSS	06/81	114.6	116.4	116.9	3.1	.4
Frozen fruits and vegetables		2037-S	06/81	128.3	137.0	137.0	3.1	0
Dried and dehydrated fruits, vegetables and soups	2034		12/82	111.1	110.9	110.7	1.1	-.2
Primary products		2034-P	12/82	110.7	110.5	110.3	1.2	-.2
Dried fruits and vegetables		2034-X	12/82	110.2	109.7	109.5	.8	-.2

See footnotes at end of table.

Table 5. Producer price indexes for the net output of selected industries and their products—Continued

Industry and product ¹	Industry code	Product code	Index base	Index			Unadjusted percent change to Sep. 1987 from —	
				May 1987 ²	Aug. 1987 ²	Sep. 1987 ²	Sep. 1986	Aug. 1987
Dried and dehydrated fruits, vegetables and soups—Continued								
Dried fruits		2034-1	12/82	92.3	92.6	92.5	3.1	-0.1
Raisins		2034-113	12/82	83.3	83.3	(³)	(³)	(³)
Prunes		2034-115	12/82	102.0	106.0	105.6	3.9	-.4
Other fruits		2034-123	12/82	102.1	102.1	102.1	1.8	0
Dried vegetables		2034-2	12/82	126.3	125.1	124.7	-.8	-.3
Potatoes (including flakes, granules, etc.)		2034-213	12/82	151.9	150.1	149.2	-.4	-.6
Onions		2034-237	12/82	88.8	(³)	88.8	-1.9	(³)
Other vegetables		2034-241	12/82	93.0	(³)	93.0	-4.5	(³)
Dried soups		2034-3	12/82	112.9	113.7	113.7	2.8	0
Dried soups		2034-311	12/82	112.9	113.7	113.7	2.8	0
Secondary products and miscellaneous receipts		2034-SM						
Secondary products		2034-S	12/82	115.6	115.6	115.6	.7	0
Pickles, sauces and salad dressings								
Primary products	2035		06/81	117.0	116.8	117.8	3.0	.9
Pickles and other pickled products		2035-P	06/81	118.3	117.6	119.1	1.9	1.3
Fermented pickles		2035-2	06/81	120.9	118.6	123.1	4.9	3.8
Dill pickles		2035-212	12/86	100.9	100.4	104.3	(³)	3.9
Sweet pickles		2035-21211	06/81	121.6	120.3	122.8	4.9	2.1
Other finished pickled products		2035-21215	06/81	118.8	120.0	130.1	7.3	8.4
Other sauces		2035-233	06/81	127.8	117.3	124.4	5.5	6.1
Prepared mustard		2035-3	06/81	127.7	129.2	129.2	1.2	0
Other sauces		2035-311	06/81	122.1	123.2	123.2	(³)	0
Mayonnaise, salad dressings and sandwich spreads		2035-351	06/81	130.8	132.4	132.4	1.2	0
Salad dressing		2035-4	06/81	115.2	115.0	115.0	-.1	0
Mayonnaise		2035-411	06/81	120.8	120.8	120.8	-.1	0
Miscellaneous receipts		2035-423	06/81	109.4	108.5	108.5	-1.5	0
Secondary products and miscellaneous receipts		2035-SM						
Secondary products		2035-S	06/81	114.7	115.4	115.4	4.7	0
Canned fruits and vegetables		2033-S	10/83	109.9	110.2	110.2	(³)	0
Other secondary products		2035-SSS	06/81	115.2	115.9	115.9	5.1	0
Frozen fruits and vegetables								
Primary production	2037		06/81	118.2	117.8	118.2	1.9	.3
Frozen fruits, juices and ades		2037-P	06/81	113.9	113.5	114.1	5.2	.5
Frozen blueberries		2037-1	06/81	108.0	107.6	108.5	11.5	.8
Frozen orange juice		2037-163	06/81	149.8	120.6	121.0	-12.8	.3
Frozen orange juice, over one gallon		2037-179	06/81	102.2	101.4	103.1	18.1	1.7
Frozen orange juice, 10.1 to 13 oz		2037-17901	06/81	101.1	(³)	103.9	35.6	(³)
Frozen orange juice, 4.1 to 7 oz		2037-17903	06/81	103.1	101.0	103.7	11.6	2.7
Frozen grapefruit juice		2037-17904	06/81	106.4	106.9	106.9	15.9	0
Frozen grapefruit juice, 4.1 to 7 oz		2037-183	07/81	147.6	140.8	140.8	-1.1	0
Frozen grapefruit juice, all other sizes		2037-18301	07/81	119.5	120.2	119.5	7.9	-.6
Frozen lemonade		2037-18302	07/81	152.3	144.3	144.4	-2.3	-.1
Frozen lemonade, 10.1 to 13 oz		2037-189	06/81	(³)	108.8	108.8	(³)	0
Frozen grape juice		2037-18902	06/81	(³)	110.6	110.6	(³)	0
Frozen grape juice, 10.1 to 13 oz		2037-191	06/81	109.1	113.1	112.5	6.9	-.5
Other frozen fruit and berry juice, concentrated		2037-19102	06/81	111.2	115.3	114.7	7.0	-.5
Citrus pulp		2037-195	06/81	120.2	120.3	119.0	6.3	-1.1
Frozen vegetables		2037-197	06/81	88.6	88.6	88.6	.3	0
Frozen green beans		2037-2	06/81	118.5	118.2	118.5	1.1	.3
Frozen broccoli		2037-213	06/81	111.9	111.6	112.1	2.3	.4
Frozen brussels sprouts		2037-225	06/81	106.0	106.6	106.6	1.7	0
Frozen carrots		2037-231	06/81	107.3	107.3	107.3	1.3	0
Frozen cauliflower		2037-233	06/81	122.9	122.9	122.9	-9.0	0
Frozen green peas		2037-235	06/81	101.5	103.6	103.7	1.8	.1
Frozen succotash		2037-241	06/81	133.9	133.9	133.9	0	0
Other frozen combinations		2037-243	06/81	102.9	(³)	(³)	(³)	(³)
Frozen french fried potatoes		2037-246	06/81	104.0	104.0	104.0	.6	0
Frozen french fried potatoes, two lbs. and under		2037-248	06/81	125.5	124.7	125.4	2.2	.6
Frozen french fried potatoes, over two lbs.		2037-24801	06/81	110.3	114.0	114.0	2.6	0
Other frozen potato products		2037-24802	06/81	128.6	127.0	127.7	2.1	.6
Frozen sweet cut corn, yellow		2037-249	06/81	109.2	108.3	101.0	-10.1	-6.7
Frozen sweet cob corn, yellow		2037-253	06/81	104.3	(³)	(³)	(³)	(³)
Other frozen vegetables		2037-255	06/81	115.5	115.4	115.4	-1.3	0
Secondary products and miscellaneous receipts		2037-298	06/81	119.6	119.5	123.6	3.2	3.4
Miscellaneous receipts		2037-SM						
Secondary products		2037-M	06/81	169.3	(³)	(³)	(³)	(³)
Canned fruits and vegetables		2037-S	06/81	111.8	110.8	111.1	-.3	-.3
All other secondary products		2033-S	06/81	117.7	115.5	116.0	-.2	.4
All other secondary products		2037-SSS	06/81	109.6	109.7	109.7	-.6	0
Frozen specialties								
Primary products	2038		12/82	116.6	116.8	116.0	2.9	-.7
Frozen pies and other baked goods		2038-P	12/82	119.6	119.7	118.8	3.8	-.8
Frozen pies		2038-1	12/82	120.9	122.4	122.2	2.5	-.2
Sweet yeast goods incl. yeast raised donuts, sweet rolls, etc.		2038-111	12/82	124.5	125.7	125.7	1.8	0
Soft cakes(pounds, layers, sheet, fruit, cheese, etc.)		2038-113	12/82	117.1	117.2	118.8	2.1	1.4
Other frozen baked goods(waffles, cookies, pastries, etc.) excl. bread and rolls		2038-114	12/82	116.2	116.7	116.5	3.1	-.2
Frozen dinners, beef, pork, poultry pies and nationality foods		2038-118	12/82	119.3	123.2	121.2	4.0	-1.6
Frozen dinners, beef, pork, poultry pies and nationality foods		2038-2	12/82	122.4	122.4	120.7	4.9	-1.4

See footnotes at end of table.

Table 5. Producer price indexes for the net output of selected industries and their products—Continued

Industry and product ¹	Industry code	Product code	Index base	Index			Unadjusted percent change to Sep. 1987 from —	
				May 1987 ²	Aug. 1987 ²	Sep. 1987 ²	Sep. 1986	Aug. 1987
Frozen specialties—Continued								
Frozen dinners		2038-225	12/82	150.1	150.5	146.4	8.7	-2.7
Frozen pizza		2038-243	12/82	101.0	101.2	101.2	.3	0
Frozen nationality food		2038-245	12/82	107.4	107.7	108.5	2.7	.7
Other frozen specialties		2038-3	12/82	112.5	111.5	111.2	3.0	-3
Frozen entrees		2038-313	12/82	119.9	114.3	113.8	2.5	-4
Other frozen specialties		2038-318	12/82	105.2	108.6	108.6	3.4	0
Secondary products and miscellaneous receipts								
Secondary products		2038-SM						
Other secondary products		2038-S	12/82	119.1	119.4	119.3	.8	-1
Food preparations, n.e.c.		2038-SSS	12/82	126.0	126.2	126.0	.9	-2
		2099-SSS	12/82	121.0	123.7	123.7	2.1	0
Grain mill products	204		12/84	97.5	97.1	98.0	2.6	.9
Flour and other grain mill products								
Primary products	2041		06/83	90.9	85.7	88.7	4.2	3.5
Wheat flour		2041-P	06/83	90.2	85.0	88.0	4.4	3.5
Bakers' and institutional white bread-type flour shipped in bulk		2041-1	06/83	93.5	88.0	90.2	5.6	2.5
Bakers' and institutional white bread-type flour shipped in containers		2041-111	06/83	91.6	84.6	86.9	6.0	2.7
Bakers' and institutional soft wheat flour shipped in bulk		2041-113	06/83	94.4	92.3	91.9	.8	-4
Bakers' and institutional soft wheat flour shipped in containers		2041-115	06/83	106.1	94.3	93.7	5.3	-6
Family white flour less than 25lbs (incl all-purpose for domestic donation)		2041-117	06/83	105.0	91.6	94.3	4.2	2.9
Family white flour 25lbs or more (incl all-purpose for domestic donation)		2041-121	06/83	100.4	99.9	(³)	(³)	(³)
Flour shipped for processing into other food products		2041-123	06/83	104.7	104.5	104.5	-1	0
Other wheat mill products		2041-127	06/83	100.3	94.2	98.3	12.9	4.4
Wheat mill feed		2041-2	06/83	55.5	46.1	58.9	2.6	27.8
Corn mill products		2041-213	06/83	53.7	42.9	56.6	2.9	31.9
Whole cornmeal		2041-3	06/83	80.3	75.9	76.2	-3.7	.4
Degermed cornmeal		2041-311	06/83	99.7	99.7	99.7	-2.6	0
Corn grits and hominy		2041-315	06/83	87.5	85.0	85.7	-2.1	.8
Corn grits and flakes (for brewer's use)		2041-321	06/83	87.2	81.6	80.0	-5.9	-2.0
Hominy feed, cornmeal and other corn by-products		2041-323	06/83	76.7	68.9	73.3	.5	6.4
Other corn mill products (for human consumption)		2041-365	06/83	55.8	52.0	49.2	-12.6	-5.4
Blended and prepared flour		2041-395	06/83	98.2	95.1	97.2	1.0	2.2
Other grain mill products		2041-5	06/83	110.3	110.3	110.3	.1	0
Secondary products and miscellaneous receipts		2041-6	06/83	102.8	103.3	106.1	7.7	2.7
Miscellaneous receipts		2041-SM						
Resales		2041-M	06/83	(³)	86.7	86.7	-7	0
Secondary products		2041-Z89	06/83	(³)	86.7	86.7	-7	0
Other secondary products		2041-S	06/83	120.6	120.7	120.8	-1	.1
		2041-SSS	06/83	120.5	(³)	(³)	(³)	(³)
Cereal breakfast foods	2043		12/83	115.2	115.0	115.9	4.4	.8
Primary products	2043-P		12/83	122.1	121.7	123.1	4.8	1.2
Ready to serve cereal breakfast foods	2043-1		12/83	123.3	122.5	123.6	4.0	.9
Corn flakes and other corn breakfast foods	2043-111		12/83	120.3	120.3	120.3	3.5	0
Wheat flakes and other wheat breakfast foods	2043-112		12/83	122.9	120.7	123.6	6.2	2.4
Oat breakfast foods	2043-115		12/83	123.7	123.9	123.8	3.6	-1
Rice breakfast foods	2043-117		12/83	123.5	123.5	123.5	3.3	0
Preparations of other grains and mixed grains, incl. baby cereals	2043-119		12/83	129.0	127.7	128.9	1.7	.9
To be cooked before serving cereal breakfast foods	2043-2		12/83	114.1	116.9	120.5	9.9	3.1
Farina and other wheat foods	2043-252		12/83	134.1	137.4	141.6	11.9	3.1
Rice milling	2044		06/84	67.6	68.1	71.5	-2.6	5.0
Primary products	2044-P		06/84	67.4	67.9	71.4	-4	5.2
Head rice	2044-1		06/84	69.3	69.7	73.2	-1.7	5.0
Long grain milled rice	2044-101		06/84	71.2	71.6	75.6	3.6	5.6
Packed in 100-pound bags or more	2044-10103		06/84	55.3	56.0	62.8	8.3	12.1
Packed in 3-pound containers or less	2044-10105		06/84	95.5	95.6	95.7	-5	.1
Packed in all other containers	2044-10107		06/84	89.6	89.6	90.0	-4	.4
Medium grain milled rice	2044-103		06/84	72.7	73.4	76.9	-3.6	4.8
Packed in 100-pound bags or more	2044-10303		06/84	65.1	66.3	72.4	-1.1	9.2
Packed in all other containers	2044-10307		06/84	85.1	85.0	85.1	-6.4	.1
Other milled rice and byproducts	2044-2		06/84	52.8	54.5	58.5	13.8	7.3
All other milled rice and byproducts	2044-298		06/84	77.6	78.4	84.1	7.4	7.3
Blended and prepared flour	2045		06/85	102.9	101.2	101.4	-2	.2
Primary products	2045-P		06/85	102.7	100.8	101.0	-5	.2
Blended and prepared flour made chiefly from purchased flour	2045-5		06/85	102.7	100.8	101.0	-5	.2
Flour mixes	2045-5A		06/85	102.2	101.2	101.2	.5	0
Cake mixes, less than 5 lbs.	2045-553		06/85	107.7	104.6	104.6	4.4	0
Cake mixes, 5 lbs or more	2045-554		06/85	100.0	100.0	100.0	0	0
Cookie, doughnut, other sweet yeast mixtures, less than 5 lbs.	2045-561		06/85	109.6	95.8	95.8	-12.6	0
Cookie, doughnut, other sweet yeast mixtures, 5 lbs or more	2045-562		06/85	91.4	91.6	91.7	-8.8	.1
Bread and bread-type roll mixes, 5 lbs or more	2045-567		06/85	97.3	99.4	97.4	-1.2	-2.0
Other prepared flour mixes, less than 5 lbs.	2045-568		06/85	105.3	105.3	105.3	5.2	0
Other prepared flour mixes, 5 lbs or more	2045-569		06/85	96.0	96.2	96.2	-4.5	0
Refrigerated doughs	2045-5B		06/85	104.7	99.1	100.4	-4.1	1.3

See footnotes at end of table.

Table 5. Producer price indexes for the net output of selected industries and their products—Continued

Industry and product ¹	Industry code	Product code	Index base	Index			Unadjusted percent change to Sep. 1987 from —	
				May 1987 ²	Aug. 1987 ²	Sep. 1987 ²	Sep. 1986	Aug. 1987
Blended and prepared flour—Continued								
Refrigerated biscuit dough		2045-571	06/85	105.1	98.4	100.0	-4.9	1.6
Other refrigerated doughs		2045-579	06/85	104.2	104.2	104.2	0	0
Secondary products and miscellaneous receipts		2045-SM						
Miscellaneous receipts		2045-M	06/85	103.3	(³)	103.7	.3	(³)
Resales		2045-Z89	06/85	103.3	(³)	103.7	.3	(³)
Secondary products		2045-S	06/85	105.6	105.7	105.6	3.1	-1
Other secondary products		2045-SSS	06/85	106.1	106.2	106.2	2.0	0
Food preparations, n.e.c.		2099-S	06/85	104.7	104.9	104.7	4.9	-2
Wet corn milling								
Primary products	2046	2046-P	06/85	91.0	94.9	95.3	.7	.4
Corn sweeteners		2046-1	06/85	90.9	94.7	95.4	.2	.7
Glucose syrup		2046-101	06/85	90.3	98.7	98.9	-2.9	.2
Type III (58 up to 98 dextrose equivalent)		2046-101	06/85	87.1	94.7	94.3	1.1	-4
High fructose corn syrup		2046-10105	06/85	88.3	92.7	91.5	-2.9	-1.3
Manufactured starch		2046-105	06/85	89.5	103.0	103.1	-5.0	.1
Corn starch		2046-3	06/85	84.3	87.6	87.2	-2.4	-5
Other starch (including potato, wheat, rice, etc.)		2046-301	06/85	82.7	86.0	85.5	-3.0	-6
Dextrin (corn, tapioca and other)		2046-303	06/85	97.7	104.9	104.6	5.4	-3
Corn oil		2046-305	06/85	93.3	92.8	93.4	-4.1	.6
Wet process corn byproducts		2046-5	06/85	74.4	69.2	70.1	(³)	1.3
Corn gluten feed		2046-7	06/85	122.4	121.1	125.7	1.9	3.8
Corn gluten meal		2046-701	06/85	141.6	136.4	147.2	-7.4	7.9
Secondary products and miscellaneous receipts		2046-703	06/85	140.2	148.6	155.4	19.8	4.6
Secondary products		2046-SM						
		2046-S	06/85	90.6	94.9	93.0	4.1	-2.0
Dog, cat, and other pet food								
Primary products	2047	2047-P	12/85	102.0	103.6	102.8	2.3	-8
Dog and cat food		2047-1	12/85	102.8	104.3	104.0	2.5	-3
Dog food		2047-1A	12/85	102.7	104.3	104.0	2.4	-3
Other canned dog food		2047-123	12/85	102.1	103.8	103.5	2.4	-3
Dry dog food (package size under 25 pounds)		2047-123	12/85	103.7	104.0	103.7	1.7	-3
Dry dog food (package size 25 pounds or over)		2047-125	12/85	102.8	105.7	104.8	2.7	-9
Semimoist dog food (package size over 1 pound)		2047-127	12/85	101.9	104.2	104.2	3.6	0
Cat food		2047-133	12/85	100.0	99.5	99.5	-5	0
Canned cat food, meat base		2047-1B	12/85	105.4	106.6	106.3	2.9	-3
Dry cat food (package size under 25 pounds)		2047-143	12/85	101.5	(³)	(³)	(³)	(³)
Semimoist cat food (package size 1 pound or less)		2047-153	12/85	97.5	105.1	105.5	4.5	.4
Fresh and frozen horsemeat		2047-156	12/85	101.0	100.8	100.8	-2	0
Other pet and specialty foods		2047-1C	12/85	95.2	98.6	98.6	-1.6	0
Secondary products and miscellaneous receipts		2047-2	12/85	104.8	104.8	103.3	2.6	-1.4
Secondary products		2047-SM						
		2047-S	12/85	92.0	93.9	89.0	.8	-5.2
Prepared animal feeds, n.e.c.								
Primary products	2048	2048-P	12/80	80.1	79.9	80.4	2.2	.6
Poultry feeds, egg type, broiler and turkey		2048-1	12/80	79.1	78.7	79.2	1.9	.6
Starter-grower, complete		2048-111	12/80	72.5	72.0	70.0	.7	-2.8
Layer-breeder, complete		2048-111	12/80	59.1	62.3	56.5	-6.0	-9.3
Broiler, complete		2048-115	12/80	75.9	71.9	69.8	-2.6	-2.9
Layer-breeder, supplements and concentrates		2048-116	12/80	75.7	75.6	74.1	2.8	-2.0
Dairy cattle feeds, complete		2048-117	12/80	92.6	92.1	92.7	3.8	.7
Dairy cattle feed, supplements and concentrates		2048-2	12/80	74.7	72.9	74.0	-3.5	1.5
Swine feeds, complete		2048-3	12/80	79.7	80.6	82.1	1.0	1.9
Swine feed, supplements and concentrates		2048-4	12/80	83.4	80.6	82.9	-1.4	2.9
Beef cattle feeds, complete		2048-5	12/80	92.4	93.0	94.6	4.2	1.7
Beef cattle feed, supplements and concentrates		2048-6	12/80	92.4	96.8	108.3	24.8	11.9
Other poultry and livestock feeds, including duck, geese, horse, mule, etc.		2048-7	12/80	85.8	86.7	87.3	1.9	.7
Horse and mule, complete feed		2048-8	12/80	89.9	89.9	89.5	1.8	-4
Other prepared animal feeds		2048-816	12/80	100.1	99.4	98.9	3.6	-5
Grain, ground, rolled, pulverized, chopped, or crimped, excluding cornmeal		2048-9	12/80	76.7	75.5	75.7	1.3	.3
Alfalfa meal, dehydrated		2048-911	12/80	50.4	49.5	49.6	-6.1	.2
Miscellaneous receipts		2048-935	12/86	114.0	(³)	(³)	(³)	(³)
Secondary products and miscellaneous receipts		2048-SM						
Resales		2048-M	12/80	89.2	90.6	92.2	6.2	1.8
Secondary products		2048-Z89	12/80	88.9	90.3	91.9	6.1	1.8
Dog, cat and other pet food		2048-S	12/80	89.4	90.0	90.5	.3	.6
		2047-S	12/80	(³)	81.0	81.5	-1.7	.6
Bakery products								
Primary products	205		12/84	107.0	107.0	108.5	2.4	1.4
Bread, cake, and related products	2051		06/80	132.0	131.0	133.4	2.2	1.8
White bread		2051-P	06/80	131.3	132.3	132.9	1.1	.5
White pan bread		2051-1	06/80	129.8	129.6	130.4	1.1	.6
White pan bread, Northeast		2051-1A	06/80	128.4	127.9	129.1	1.0	.9
White pan bread, North Central		2051-111	06/80	127.7	127.1	128.5	.9	1.1
White pan bread, South		2051-11101	06/80	134.9	125.4	130.2	-3.3	3.8
		2051-11102	06/80	126.2	131.8	132.4	6.5	.5
		2051-11103	06/80	121.5	121.4	121.0	-6	-3

See footnotes at end of table.

Table 5. Producer price indexes for the net output of selected industries and their products—Continued

Industry and product ¹	Industry code	Product code	Index base	Index			Unadjusted percent change to Sep. 1987 from —	
				May 1987 ²	Aug. 1987 ²	Sep. 1987 ²	Sep. 1986	Aug. 1987
Bread, cake, and related products—Continued								
White pan bread, West		2051-11104	06/80	130.8	130.5	132.4	1.1	1.5
White hearth bread		2051-113	06/80	135.4	135.9	136.1	1.3	.1
Other bread		2051-1B	06/80	134.3	134.8	134.5	1.2	-.2
Dark wheat bread		2051-115	06/80	133.6	134.3	133.7	.5	-.4
Rye bread		2051-117	06/80	135.6	136.6	136.6	6.3	0
Other variety bread		2051-128	06/80	137.0	136.7	137.0	-1.3	.2
Bread type rolls, stuffing, and crumbs		2051-2	06/80	128.4	128.7	128.9	.9	.2
Bread type rolls		2051-23	06/80	129.0	128.6	128.8	.2	.2
Hamburger and weiner rolls		2051-233	06/80	129.6	129.3	129.4	.2	.1
Brown and serve rolls		2051-235	06/80	128.0	128.0	128.2	.2	.2
English muffins		2051-236	06/80	128.7	126.5	126.5	-9	0
Other bread type rolls		2051-239	06/80	127.8	128.7	128.8	1.3	.1
Sweet yeast goods		2051-3	06/80	130.9	131.5	131.7	1.5	.2
Other sweet yeast goods		2051-398	06/80	128.6	128.8	129.2	1.7	.3
Soft cakes		2051-4	06/80	141.1	143.7	144.7	-6	.7
Snack cakes		2051-413	06/80	142.4	145.5	147.5	-2.8	1.4
Other soft cakes		2051-418	06/80	138.5	139.8	139.0	4.7	-6
Pies		2051-5	06/80	136.3	150.3	148.6	4.0	-1.1
Snack pies		2051-513	06/80	136.1	158.4	156.2	5.4	-1.4
Other pies		2051-519	06/80	136.4	140.0	138.7	1.9	-.9
Pastries		2051-611	06/80	133.6	133.6	(³)	(³)	(³)
Cake type doughnuts		2051-7	06/80	130.2	131.7	132.0	1.7	.2
Secondary products and miscellaneous receipts								
Miscellaneous receipts		2051-SM	06/80	137.2	126.4	138.2	7.8	9.3
Resales		2051-Z99	06/86	110.8	102.0	111.6	7.7	9.4
Secondary products		2051-S	06/80	126.5	126.5	126.5	2.7	0
Other secondary products		2051-SSS	06/80	129.3	130.0	130.0	4.6	0
Cookies and crackers		2052-S	06/80	124.7	124.1	124.1	1.0	0
Cookies and crackers								
Primary products	2052		06/83	118.7	121.2	121.5	3.1	.2
Crackers, cracker sandwiches, and pretzels		2052-P	06/83	120.0	122.9	122.9	3.2	0
Crackers		2052-1	06/83	126.1	128.3	128.3	2.6	0
Graham crackers		2052-1A	06/83	129.3	131.9	131.9	2.9	0
Saltines		2052-123	06/83	119.9	119.7	119.7	-2	0
Other crackers		2052-125	06/83	121.4	121.6	121.6	.2	0
Cracker sandwiches		2052-198	06/83	136.0	140.2	140.2	4.9	0
Pretzels		2052-135	06/83	105.1	105.1	105.1	3.2	0
Cookies and ice cream cones		2052-151	06/83	107.7	107.7	107.7	.2	0
Cookies		2052-2	06/83	115.4	118.7	118.8	3.6	.1
Sandwich cookies		2052-2A	06/83	114.7	118.2	118.3	3.8	.1
Marshmallow cookies		2052-213	06/83	121.7	124.8	126.1	5.1	1.0
All other cookies and wafers		2052-215	06/83	109.6	(³)	(³)	(³)	(³)
Ice cream cones		2052-237	06/83	112.0	116.0	115.6	3.4	-.3
Secondary products and miscellaneous receipts		2052-231	06/83	132.7	(³)	(³)	(³)	(³)
Miscellaneous receipts		2052-SM	06/83	109.0	109.0	109.0	0	0
Resales		2052-M	06/83	109.0	109.0	109.0	0	0
Secondary products		2052-S	06/83	106.0	106.2	109.9	3.7	3.5
Other secondary products		2052-SSS	06/83	107.4	107.9	107.9	.5	0
Sugar and confectionery products								
Raw cane sugar mills	206		12/84	105.6	105.4	105.1	2.1	-.3
Cane sugar refining								
Primary products	2061		06/82	108.3	107.7	106.9	-.8	-.7
Refined cane sugar		2061-P	06/82	108.3	107.7	106.9	-.8	-.7
Granulated cane sugar		2061-1	06/82	107.7	108.2	108.0	5.4	-.2
Consumer units		2061-2	06/82	112.1	104.5	99.9	-29.9	-4.4
Commercial units		2061-265	06/82	112.1	104.5	99.9	-29.9	-4.4
Confectioners' powdered sugar	2062		06/82	106.4	107.3	107.2	3.4	-.1
Liquid sugar or syrup		2062-P	06/82	106.4	107.3	107.2	3.4	-.1
Refined cane sugar		2062-1	06/82	106.4	107.3	107.2	3.4	-.1
Granulated cane sugar		2062-1A	06/82	109.4	110.8	111.1	5.8	.3
Consumer units		2062-112	06/82	108.9	109.0	109.8	5.9	.7
Commercial units		2062-114	06/82	108.8	110.6	110.4	4.1	-.2
Confectioners' powdered sugar		2062-13	06/82	97.1	(³)	(³)	(³)	(³)
Liquid sugar or syrup		2062-15	06/82	102.4	(³)	(³)	(³)	(³)
Beet sugar processing								
Primary products	2063		06/82	106.2	106.5	106.2	-1.7	-.3
Beet sugar		2063-P	06/82	106.3	106.6	106.4	-1.7	-.2
Granulated beet sugar		2063-1	06/82	106.2	106.5	105.9	-1.7	-.6
Individual services and consumer units		2063-1X	06/82	105.1	105.6	104.9	-1.8	-.7
Bulk shipments		2063-107	10/82	97.3	98.2	95.5	-4.1	-2.7
Liquid sugar or syrup		2063-115	06/82	103.6	103.1	103.6	.3	.5
Sucrose type		2063-15	06/82	112.6	111.3	112.3	-1.1	.9
Other products and byproducts		2063-151	10/82	95.5	94.0	95.2	-1.1	1.3
Confectionery products	2065		06/83	116.3	116.9	116.2	3.3	-.6
Primary products		2065-P	06/83	117.1	117.4	116.6	2.7	-.7

See footnotes at end of table.

Table 5. Producer price indexes for the net output of selected industries and their products—Continued

Industry and product ¹	Industry code	Product code	Index base	Index			Unadjusted percent change to Sep. 1987 from —	
				May 1987 ²	Aug. 1987 ²	Sep. 1987 ²	Sep. 1986	Aug. 1987
Confectionery products—Continued								
Chocolate and chocolate-type confectionery products		2065-2						
Chocolate and chocolate-type confectionery products		2065-211	06/83	114.6	114.7	114.9	-0.3	0.2
Nonchocolate-type confectionery products		2065-3						
Nonchocolate-type confectionery products		2065-311	06/83	112.1	112.5	112.6	2.2	.1
Confectionery products, n.e.c.		2065-8	06/83	127.9	128.1	124.4	8.6	-2.9
Peanuts, shipped separately, other packaging		2065-853	06/83	119.7	122.2	119.5	6.0	-2.2
Other nuts, packaged separately or with three or less varieties, other packaging		2065-857	06/83	137.8	137.8	137.8	3.6	0
Secondary products and miscellaneous receipts		2065-SM						
Miscellaneous receipts		2065-M	06/83	102.9	105.8	105.8	2.8	0
Resales		2065-Z89	06/83	102.9	105.8	105.8	2.8	0
Secondary products		2065-S	06/83	123.4	123.2	122.7	13.1	-4
Chocolate and cocoa products	2066		06/83	112.0	107.9	108.8	-1.8	.8
Primary products		2066-P	06/83	111.9	107.6	109.0	-1.6	1.3
Chocolate coatings		2066-1	06/83	107.2	106.4	106.3	-1.9	-1
Sweet chocolate coatings		2066-112	06/83	96.0	94.7	93.9	-5.0	-8
Milk chocolate coatings		2066-122	06/83	100.5	98.9	99.2	-2.8	.3
Chocolate and chocolate-type confectionery products		2066-2						
Chocolate and chocolate-type confectionery products		2066-211	06/83	117.7	116.8	117.5	4.8	.6
Other chocolate and cocoa products		2066-8	06/83	109.5	100.7	103.3	-6.9	2.6
Chocolate, sweetened		2066-821	06/83	102.3	102.6	103.0	-2.7	.4
Secondary products and miscellaneous receipts		2066-SM						
Secondary products		2066-S	06/83	104.6	(³)	99.9	-2.8	(³)
Chewing gum and gum base	2067		12/84	120.4	120.3	120.9	7.7	.5
Primary products		2067-P	12/84	121.0	121.0	121.0	7.4	0
Chewing gum		2067-1	12/84	122.3	122.3	122.3	8.3	0
Nondietetic chewing gum		2067-112	12/84	122.3	122.3	122.3	8.3	0
Fats and oils	207		12/84	90.6	88.7	91.4	9.7	3.0
Cottonseed oil mill products	2074		06/85	95.5	96.0	92.7	11.4	-3.4
Primary products		2074-P	06/85	95.2	99.0	94.1	12.6	-4.9
Cottonseed oil, crude		2074-1	06/85	61.3	56.8	51.6	7.7	-9.2
Cottonseed oil, crude		2074-111	06/85	61.3	56.8	51.6	7.7	-9.2
Cottonseed oil, once refined		2074-2	06/85	56.1	55.5	61.0	28.2	9.9
Cottonseed oil, once refined		2074-211	06/85	56.1	55.5	61.0	28.2	9.9
Cotton linters		2074-3	06/85	76.8	90.6	101.5	54.7	12.0
Cotton linters		2074-311	06/85	76.8	90.6	101.5	54.7	12.0
Cottonseed cake, meal, and other byproducts		2074-4	06/85	168.2	182.1	164.6	5.9	-9.6
Cottonseed cake and meal		2074-414	06/85	159.3	168.1	161.9	5.7	-3.7
Cottonseed hulls		2074-451	06/85	225.4	267.0	194.9	8.0	-27.0
Soybean oil mill products	2075		12/79	81.9	77.1	81.1	7.8	5.2
Primary products		2075-P	12/79	81.9	77.0	81.5	7.2	5.8
Soybean oil		2075-1						
Crude soybean oil		2075-11	12/79	61.3	53.6	54.3	4.6	1.3
Soybean oil, crude, degummed		2075-113	12/79	57.6	52.8	53.3	6.4	.9
Soybean oil, crude, not degummed		2075-115	12/79	66.0	54.5	55.4	2.0	1.7
Soybean cake, meal, and other byproducts		2075-2	12/79	93.4	90.2	97.0	8.1	7.5
Soybean byproducts, meal		2075-211	12/79	93.7	90.4	97.3	8.2	7.6
Vegetable oil mills, n.e.c.	2076		12/85	91.0	89.1	90.4	-3.7	1.5
Primary products		2076-P	12/85	85.8	88.1	88.7	-3.2	.7
Vegetable oils, other than corn, cottonseed, soybean, and linseed		2076-2	12/85	79.8	75.7	82.3	4.0	8.7
Animal and marine fats and oils	2077		12/82	113.4	115.5	116.5	25.9	.9
Primary products		2077-P	12/82	102.5	106.8	106.9	24.6	.1
Grease and inedible tallow		2077-1	12/82	98.4	101.0	103.5	44.2	2.5
Inedible tallow, including inedible animal stearin		2077-111	12/82	98.2	101.5	103.6	45.5	2.1
Inedible beef tallow		2077-11111	12/82	100.2	100.4	102.0	45.1	1.6
Other inedible tallow and inedible animal stearin		2077-11113	12/82	93.8	103.8	107.3	46.6	3.4
Grease, other than wool grease		2077-113	12/82	99.3	98.1	102.9	37.2	4.9
Feed and fertilizer by-products		2077-2	12/82	107.3	114.1	110.9	14.3	-2.8
Meat/bone meal		2077-211	12/82	107.5	111.6	111.2	14.2	-4
Meat meal and meat and bone meal		2077-21111	12/82	106.1	110.1	109.7	14.2	-4
Dry rendered tankage		2077-212	12/82	100.0	104.0	97.8	11.5	-6.0
Feather meal		2077-237	12/82	78.1	88.5	87.4	18.8	-1.2
Animal and marine oil mill products, including foots		2077-3	12/82	101.4	103.8	106.1	9.3	2.2
Fish and marine animal oil		2077-361	12/82	107.6	111.1	111.1	-12.7	0
Fish scrap and meal		2077-366	12/82	99.4	102.1	105.7	20.5	3.5
Secondary products and miscellaneous receipts		2077-SM						
Miscellaneous receipts		2077-M	12/82	105.7	104.6	111.8	10.5	6.9
Secondary products		2077-S	12/82	255.6	229.5	229.5	45.6	0
Meat packing plants		2011-S	12/82	255.6	229.5	229.5	45.6	0
Shortening and cooking oils	2079		12/81	102.6	102.4	103.4	5.2	1.0
Primary products		2079-P	12/81	102.9	102.1	103.2	5.1	1.1

See footnotes at end of table.

Table 5. Producer price indexes for the net output of selected industries and their products—Continued

Industry and product ¹	Industry code	Product code	Index base	Index			Unadjusted percent change to Sep. 1987 from —	
				May 1987 ²	Aug. 1987 ²	Sep. 1987 ²	Sep. 1986	Aug. 1987
Shortening and cooking oils—Continued								
Shortening and cooking oils		2079-1	12/81	102.2	101.6	103.1	6.4	1.5
Baking or frying fats (shortening), 100% vegetable oil		2079-113	12/81	106.5	104.6	105.9	6.3	1.2
Commercial sizes, over 3 lbs.		2079-11303	12/81	108.2	105.6	107.4	8.8	1.7
Baking or frying fats (shortening), 100% animal fats or blends of vegetable and animal fats		2079-115	12/81	102.2	101.7	103.2	21.3	1.5
Consumer sizes, 3 lbs. or less		2079-11505	12/81	106.3	106.6	109.9	5.7	3.1
Commercial sizes, over 3 lbs.		2079-11507	12/81	(³)	100.6	101.7	25.6	1.1
Hydrogenated oils other than baking or frying fats		2079-142	12/81	(³)	96.4	97.7	(³)	1.3
Salad or cooking oils, other soybean oil		2079-152	12/81	87.5	81.0	83.8	-5.3	3.5
All other salad or cooking oils		2079-159	12/81	(³)	111.5	(³)	(³)	(³)
Margarine		2079-2	12/81	104.8	103.2	103.3	1.8	.1
Secondary products and miscellaneous receipts		2079-SM						
Secondary products		2079-S	12/81	109.6	110.3	112.8	3.5	2.3
Beverages	208		12/84	104.6	104.4	103.8	1.0	-6
Malt beverages	2082		06/82	113.6	112.2	111.0	-1.7	-1.1
Primary products		2082-P	06/82	113.6	112.2	111.0	-1.7	-1.1
Canned beer		2082-1	06/82	114.0	115.4	114.5	.8	-8
Light beer in cans		2082-111	06/82	115.0	112.6	115.0	1.3	2.1
Regular beer in cans		2082-112	06/82	113.9	115.8	114.4	.7	-1.2
Bottled beer		2082-2	06/82	114.7	109.3	107.2	-6.1	-1.9
Returnable bottles		2082-211						
Regular beer in returnable bottles		2082-21112	06/82	115.8	105.0	101.0	-11.8	-3.8
Nonreturnable bottles		2082-221	06/82	113.6	113.6	113.6	-3	0
Light beer in nonreturnable bottles		2082-22111	06/82	114.9	114.9	114.9	0	0
Regular beer in nonreturnable bottles		2082-22112	06/82	113.4	113.4	113.4	-4	0
Barrels and kegs		2082-3						
Regular beer in barrels and kegs		2082-312	06/82	114.3	114.4	114.4	3.2	0
Other fermented malt beverages and byproducts		2082-4	06/82	103.3	97.6	97.6	-4.5	0
Malt liquor		2082-411	06/82	109.1	101.5	101.5	-5.1	0
Ale		2082-421	06/82	111.9	113.0	113.0	2.4	0
Malt and malt byproducts	2083		06/85	87.0	86.8	86.8	-9.2	0
Primary products		2083-P	06/85	87.0	86.8	86.8	-9.2	0
Malt and malt byproducts		2083-1	06/85	87.0	86.8	86.8	-9.2	0
Malt and malt byproducts		2083-121	06/85	87.0	86.8	86.8	-9.2	0
Wines, brandy and brandy spirits	2084		12/83	102.1	105.5	102.8	1.5	-2.6
Primary products		2084-P	12/83	101.1	104.3	101.9	1.1	-2.3
Grape table wines		2084-1	12/83	100.1	106.2	101.4	3.2	-4.5
White wines		2084-112	12/83	97.2	99.9	98.8	1.2	-1.1
White varietal wines		2084-11211	12/83	102.7	107.7	107.5	6.4	-2
White generic, semi-generic, and proprietary wines		2084-11221	12/83	95.4	97.4	96.1	-4	-1.3
Red wines		2084-114	12/83	106.3	118.5	105.6	3.6	-10.9
Red varietal wines		2084-11411	12/83	132.0	141.6	133.0	11.2	-6.1
Red generic, semi-generic, and proprietary wines		2084-11421	12/83	98.3	111.4	97.1	.6	-12.8
Rose wines		2084-116	12/83	95.5	97.7	99.1	6.3	1.4
Rose generic, semi-generic, and proprietary wines		2084-11621	12/83	94.0	94.0	95.8	5.3	1.9
Bulk wines		2084-2	12/83	97.9	97.9	101.1	1.2	3.3
Other fruit and berry wines		2084-3	12/83	107.4	107.4	107.4	0	0
Other fruit and berry wines		2084-311	12/83	107.4	107.4	107.4	0	0
Dessert wines		2084-4	12/83	102.9	105.3	102.0	.6	-3.1
Dessert wines		2084-411	12/83	102.9	105.3	102.0	.6	-3.1
Sparkling wines, natural and carbonated		2084-5	12/83	106.2	106.4	106.5	.9	.1
Sparkling wines, natural and carbonated		2084-511	12/83	106.2	106.4	106.5	.9	.1
Beverage brandy, neutral fruit spirits, and neutral brandy		2084-7	12/83	82.5	(³)	82.7	-9.3	(³)
Beverage brandy, neutral fruit spirits, and neutral brandy		2084-711	12/83	82.5	(³)	82.7	-9.3	(³)
Secondary products and miscellaneous receipts		2084-SM						
Secondary products		2084-S	12/83	104.9	109.5	112.8	7.5	3.0
Distilled liquor, except brandy	2085		06/83	105.6	106.0	105.9	1.1	-1
Primary products		2085-P	06/83	104.1	104.6	104.5	1.1	-1
Bottled liquor, except brandy		2085-3	06/83	106.3	106.8	106.7	1.5	-1
Blends of whiskey		2085-312	06/83	107.9	107.9	107.8	1.2	-1
Whiskey blended with neutral spirits		2085-315	06/83	97.3	97.3	97.0	.9	-3
Rectified gin		2085-321	06/83	102.4	107.3	102.4	4.0	-4.6
Cordials, liqueurs		2085-325	06/83	110.3	110.3	110.6	.3	.3
Cocktails and similar compounds		2085-327	06/83	103.0	103.0	103.0	0	0
Rectified vodka		2085-333	06/83	102.9	102.9	101.1	-1.3	-1.7
Unrectified whiskey		2085-351	06/83	108.0	108.8	109.1	2.3	.3
Unrectified gin		2085-355	06/83	108.1	108.1	107.7	3.6	-4
Unrectified vodka		2085-357	06/83	103.6	103.6	103.3	0	-3
Secondary products and miscellaneous receipts		2085-SM						
Miscellaneous receipts		2085-M	08/83	100.8	102.0	102.6	1.4	.6
Resales		2085-289	08/83	101.1	102.4	103.0	1.5	.6
Secondary products		2085-S	06/83	103.5	103.6	103.6	.1	0
Soft drinks	2086		06/81	117.5	117.2	117.1	2.3	-1

See footnotes at end of table.

Table 5. Producer price indexes for the net output of selected industries and their products—Continued

Industry and product ¹	Industry code	Product code	Index base	Index			Unadjusted percent change to Sep. 1987 from —	
				May 1987 ²	Aug. 1987 ²	Sep. 1987 ²	Sep. 1986	Aug. 1987
Soft drinks—Continued								
Primary products		2086-P	06/81	117.4	117.1	116.9	2.3	-0.2
Carbonated soft drinks		2086-3	06/81	117.3	117.1	116.8	2.5	-3
Cola, excluding diet cola		2086-301	06/81	118.0	118.0	117.3	1.8	-6
Cola, bottled, excluding diet cola		2086-30101	06/81	122.9	123.7	123.7	2.1	0
Cola, excluding diet, returnable bottles		2086-30111	06/81	128.5	129.3	129.5	3.8	2
Cola, excluding diet, nonreturnable bottles		2086-30112	06/81	112.5	113.2	113.0	-1.1	-2
Cola, excluding diet, cans (returnable and nonreturnable)		2086-30121	06/81	111.1	109.8	107.8	1.0	-1.8
Cola, excluding diet, bulk		2086-30131	06/81	110.5	110.5	110.5	1.2	0
Other carbonated drinks, including diet cola		2086-302	06/81	116.7	116.1	116.3	3.2	2
Carbonated orange soda		2086-30202	06/81	106.6	106.2	107.7	1.6	1.4
Carbonated lemon, lime and lemon-lime combinations		2086-30203	06/81	117.2	115.8	116.5	2.3	.6
Root beer and sarsaparilla		2086-30204	06/81	104.7	104.7	104.7	.7	0
Ginger ale		2086-30205	06/81	103.0	103.0	103.0	7.2	0
Carbonated grape soda		2086-30206	06/81	112.5	112.5	112.5	-4	0
Club soda		2086-30207	06/81	107.5	107.5	(³)	(³)	(³)
Other carbonated nondiet flavors		2086-30209	06/81	116.7	116.7	117.0	6.7	.3
Diet cola		2086-30211	06/81	117.9	116.3	115.5	.6	-7
Other carbonated diet flavors		2086-30219	06/81	129.1	129.1	129.1	4.0	0
Noncarbonated soft drinks		2086-5	06/81	118.1	118.4	118.1	-6	-3
Other noncarbonated fruit drinks and ades		2086-509	06/81	119.0	119.4	119.0	-8	-3
Secondary products and miscellaneous receipts		2086-SM						
Miscellaneous receipts		2086-M	06/81	118.1	117.8	118.5	2.8	.6
Resales		2086-Z89	06/81	119.2	118.9	119.6	2.7	.6
Secondary products		2086-S	06/81	113.8	113.8	113.8	0	0
Flavoring extracts and sirups, n.e.c.								
Primary products	2087	2087-P	12/85	104.2	104.4	104.2	3.0	-2
Flavoring extracts, emulsions and other liquid flavors		2087-1	12/85	104.5	104.5	104.5	3.3	0
Natural extracts in containers of more than 8 ounces		2087-115	12/85	103.4	103.4	103.4	2.5	0
Imitation extracts		2087-153	12/85	107.2	107.2	107.2	5.2	0
Liquid beverage bases, not for use by soft drink bottlers		2087-2	12/85	100.0	100.0	100.0	0	0
Cocktail mixes		2087-215	12/85	102.4	102.6	102.6	1.4	0
Other flavors		2087-225	12/85	102.9	102.9	102.9	1.3	0
Liquid beverage bases, for use by soft drink bottlers		2087-3	12/85	102.3	102.6	102.5	1.4	-1
Other liquid beverage bases containing kola extract or flavoring		2087-313	12/85	107.1	107.2	107.2	3.8	0
Other flavors		2087-339	12/85	107.2	107.3	107.2	3.9	-1
Other flavoring agents, except chocolate sirups; flavoring powders and tablets		2087-4	12/85	106.6	106.6	106.6	2.7	0
Soft drinks (effervescent and noneffervescent)		2087-435	12/85	102.4	102.3	102.3	3.1	0
Other flavoring powders and tablets; dry mix cocktails; flavoring paste		2087-436	12/85	96.9	96.9	96.9	0	0
Flavoring sirups for fountain, ice cream, home beverage use, all flavors		2087-459	12/85	101.2	101.4	101.4	-2	0
Fruit, crushed or whole, for fountain and ice cream use		2087-461	12/85	108.4	108.2	108.0	7.8	-2
Food colorings		2087-471	12/85	115.6	115.4	116.2	10.5	.7
Secondary products and miscellaneous receipts		2087-SM						
Secondary products		2087-S	12/85	91.3	89.0	(³)	(³)	(³)
Miscellaneous food preparations and kindred products	209		12/84	101.1	103.5	102.1	1.4	-1.4
Miscellaneous food preparations and kindred products								
Canned and cured seafoods	2091		12/84	109.2	108.6	107.3	-1.8	-1.2
Primary products		2091-P	12/84	105.7	110.3	113.1	6.3	2.5
Canned and cured seafoods including soup (except frozen)		2091-1	12/84	102.4	110.2	114.3	10.6	3.7
Canned tuna		2091-112	12/84	102.4	110.2	114.3	10.6	3.7
Canned salmon		2091-113	12/84	90.6	104.4	106.1	15.8	1.6
Canned clams		2091-115	12/84	140.1	141.0	160.4	8.3	13.8
Canned shrimp		2091-116	12/84	(³)	108.3	108.3	4.2	0
Other canned fish and seafood (except soups, stew and chowders)		2091-119	12/84	97.0	105.7	110.3	24.6	4.4
Canned seafood soups, stews and chowders		2091-131	12/84	94.4	(³)	95.4	-3.4	(³)
Smoked salmon		2091-151	02/85	(³)	(³)	(³)	(³)	(³)
Salted and pickled fish		2091-182	12/84	101.0	101.0	108.8	9.9	7.7
Secondary products and miscellaneous receipts		2091-SM						
Secondary products		2091-S	12/84	100.0	100.9	100.9	.9	0
Other secondary products		2091-SSS	12/84	112.3	110.5	110.8	-1.5	.3
Fresh or frozen packaged fish	2092		12/84	98.7	98.7	100.3	.3	1.6
Primary products		2092-P	12/82	122.0	120.4	119.7	6.4	-6
Fresh packaged fish and other seafood		2092-2	12/82	121.7	120.1	119.4	6.4	-6
Fresh packaged fish, excluding shellfish		2092-213	12/82	149.6	140.9	141.2	2.2	.2
Other fresh packaged fish		2092-21398	12/82	156.0	145.2	145.8	12.2	.4
Oysters		2092-224	12/82	156.0	145.2	145.8	12.2	.4
Shucked oysters, standards		2092-22401	12/82	144.1	144.1	144.1	13.1	0
Other oysters		2092-22498	12/82	143.9	(³)	(³)	(³)	(³)
Other packaged shellfish		2092-226	12/82	144.4	144.4	144.4	10.7	0
Frozen packaged fish, excluding shellfish		2092-3	12/82	82.0	(³)	(³)	(³)	(³)
Groundfish, fillets and steaks		2092-321	12/82	123.6	124.4	123.4	12.4	-8
Cod fillets		2092-32101	12/82	132.8	138.3	138.3	18.6	0
Other groundfish, fillets and steaks		2092-32198	12/82	146.5	147.7	147.7	17.6	0
Groundfish, sticks and portions		2092-322	12/82	124.0	132.4	132.4	19.4	0
			12/82	129.2	132.1	130.6	17.7	-1.1

See footnotes at end of table.

Table 5. Producer price indexes for the net output of selected industries and their products—Continued

Industry and product ¹	Industry code	Product code	Index base	Index			Unadjusted percent change to Sep. 1987 from —	
				May 1987 ²	Aug. 1987 ²	Sep. 1987 ²	Sep. 1986	Aug. 1987
Fresh or frozen packaged fish—Continued								
Other fillets and steaks		2092-326	12/82	114.2	109.4	108.2	-0.2	-1.1
Other frozen packaged fish		2092-329	12/82	106.7	101.6	101.4	-1.9	-2
Frozen packaged shellfish and other seafood, including soup		2092-4	12/82	105.8	105.9	105.0	4.5	-8
Shrimp, headless, raw		2092-421	12/82	89.0	(³)	78.3	-15.7	(³)
Shrimp, breaded		2092-424	12/82	102.3	102.2	101.4	2.8	-8
Crab meat, Dungeness		2092-432	12/82	121.7	130.1	130.1	15.2	0
Secondary products and miscellaneous receipts								
Miscellaneous receipts		2092-M	12/82	101.8	100.0	(³)	(³)	(³)
Contract work and other miscellaneous receipts		2092-XY9	12/82	101.9	100.1	(³)	(³)	(³)
Secondary products		2092-S	12/82	139.5	140.7	140.5	12.2	-1
Coffee								
Primary products	2095		06/81	119.7	117.2	111.3	-18.3	-5.0
Whole bean and ground roasted coffee		2095-1	06/81	120.3	117.8	111.9	-18.7	-5.0
Ground, roasted coffee		2095-116	06/81	117.7	114.6	107.0	-21.6	-6.6
Concentrated (instant) coffee		2095-2	06/81	117.8	113.3	106.5	-20.8	-6.0
Secondary products and miscellaneous receipts		2095-SM		126.3	125.4	123.4	-12.1	-1.6
Miscellaneous receipts		2095-M	06/81	97.8	97.7	97.5	-1.5	-2
Secondary products		2095-SSS	06/81	110.9	110.9	110.3	2.4	-5
Manufactured ice								
Primary products	2097		12/85	100.7	102.8	102.9	2.2	.1
Can or block ice		2097-P	12/85	100.8	101.3	101.5	.8	.2
Cubed, crushed or other processed ice		2097-1	12/85	101.2	102.2	102.5	1.4	.3
		2097-2	12/85	100.5	100.9	100.8	.3	-1
Macaroni, spaghetti, and noodles								
Primary products	2098		06/85	101.0	101.5	101.8	5.9	.3
Macaroni, spaghetti, vermicelli, and other macaroni products of all types, except canned		2098-P	06/85	101.3	101.6	102.0	6.0	.4
Macaroni, spaghetti, vermicelli, and other macaroni products of all types, except canned		2098-1	06/85	101.5	101.7	101.9	3.7	.2
Noodle products of all shapes, sizes, and types, except canned		2098-111	06/85	101.5	101.7	101.9	3.7	.2
Noodle products of all shapes, sizes, and types, except canned		2098-2	06/85	100.7	101.3	102.3	14.7	1.0
Noodle products of all shapes, sizes, and types, except canned		2098-211	06/85	100.7	101.3	102.3	14.7	1.0
Food preparations, n.e.c.								
Primary products	2099		12/85	104.5	104.4	104.3	2.2	-1
Chips (potato, corn, etc.)		2099-P	12/85	105.1	105.0	104.8	2.2	-2
Potato chips and sticks		2099-2	12/85	101.1	101.5	101.6	1.5	.1
Plain potato chips and sticks		2099-211	12/85	102.0	102.5	102.7	2.6	.2
Flavored potato chips and sticks		2099-21112	12/85	101.4	101.7	101.9	1.6	.2
Corn chips, curls, and related products		2099-21114	12/85	105.0	106.5	106.5	7.4	0
Other chips, sticks, etc.		2099-261	12/85	99.7	99.7	99.7	-3	0
Sweetening syrups and molasses		2099-298	12/85	101.1	102.2	102.2	2.0	0
Sweetening syrups and molasses, containing corn syrup		2099-3	12/85	102.5	109.0	109.0	7.3	0
Sweetening syrups and molasses, not containing corn syrup		2099-325	12/85	99.4	104.7	104.7	6.3	0
Tea in consumer packages		2099-327	12/85	125.1	141.7	141.7	13.3	0
Cider and vinegar		2099-5	12/85	101.8	102.3	102.3	.5	0
Vinegar		2099-6	12/85	102.2	102.2	102.2	3.4	0
Chocolate and cocoa products, except confectionary (mfpm)		2099-651	12/85	102.2	102.2	102.2	3.4	0
Chocolate syrups, with chocolate powder base		2099-8	12/85	106.6	108.1	107.5	1.7	-6
Other food preparations, n.e.c.		2099-894	03/86	101.1	101.1	101.1	1.1	0
Spices		2099-9	12/85	111.0	108.8	108.8	4.1	0
Consumer size black and white pepper (under 1 lb.)		2099-931	12/85	110.2	110.4	111.1	4.8	.6
Consumer size spices (under 1 lb.), except pepper		2099-93131	12/85	120.4	120.4	120.4	5.1	0
Commercial size spices (1 lb. and over), except pepper		2099-93138	12/85	109.3	109.3	111.1	8.5	1.6
Perishable prepared foods (sold in bulk or packages, not frozen)		2099-93139	12/85	110.5	110.8	110.8	1.6	0
Salads (sold in bulk or packages, not frozen)		2099-961	12/85	100.3	101.2	100.6	-.5	-6
Sandwiches, made from bread (sold in bulk or packages, not frozen)		2099-96163	12/85	103.4	103.9	103.8	.9	-1
Other perishable prepared foods (sold in bulk or packages, not frozen)		2099-96165	12/85	93.3	93.3	93.3	-6.7	0
Unpopped popcorn in consumer packages		2099-96168	12/85	101.3	102.4	101.5	.5	-9
Other, other food preparations, n.e.c.		2099-985	12/85	102.4	102.4	102.4	-.5	0
Secondary products and miscellaneous receipts		2099-998	12/85	100.3	100.8	101.0	.8	.2
Miscellaneous receipts		2099-SM						
Resales		2099-M	12/85	99.8	99.8	99.8	.7	0
Secondary products		2099-Z89	12/85	99.9	99.9	99.9	.7	0
Canned fruits, vegetables, preserves, jams, and jellies		2099-S	12/85	101.5	101.6	102.1	1.4	.5
Dried and dehydrated fruits, vegetables, and soup mixes		2033-S	12/85	97.8	98.4	98.4	-1	0
Pickled fruits and vegetables, vegetable sauces and seasonings, and salad dressings		2034-S	12/85	100.2	105.4	105.4	5.2	0
Other secondary products		2035-S	12/85	98.6	98.6	98.9	.4	.3
		2099-SSS	12/85	102.3	102.0	102.7	1.5	.7
Tobacco manufactures								
Primary products	21		12/84	123.1	128.8	128.9	8.8	.1
Filter tip	2111		12/82	129.6	136.2	136.2	10.0	0
King size, 80 to 95 mm long		2111-P	12/82	129.7	136.7	136.7	10.3	0
		2111-1	12/82	127.3	134.2	134.2	10.4	0
		2111-116	12/82	125.9	132.8	132.8	10.6	0

See footnotes at end of table.

Table 5. Producer price indexes for the net output of selected industries and their products—Continued

Industry and product ¹	Industry code	Product code	Index base	Index			Unadjusted percent change to Sep. 1987 from —	
				May 1987 ²	Aug. 1987 ²	Sep. 1987 ²	Sep. 1986	Aug. 1987
Cigarettes—Continued								
Super king and long size, greater than 95 mm long		2111-118	12/82	130.0	136.7	136.7	9.9	0
Nonfilter tip		2111-3	12/82	149.8	158.0	158.0	10.5	0
Nonfilter tip, all sizes		2111-355	12/82	149.8	158.0	158.0	10.5	0
Cigars	2121		12/82	115.8	116.9	116.9	4.7	0
Primary products		2121-P	12/82	115.8	116.9	116.9	4.7	0
Chewing and smoking tobacco and snuff	2131		12/82	136.4	137.4	138.2	3.8	.6
Primary products		2131-P	12/82	138.0	139.2	140.2	4.4	.7
Smoking tobacco		2131-111	12/82	124.9	128.9	131.7	5.5	2.2
Loose leaf chewing tobacco		2131-113	12/82	137.0	137.0	137.0	5.8	0
Chewing tobacco other than loose leaf, including fine cut, plug, and twist		2131-115	12/82	137.9	137.9	137.9	5.0	0
Snuff, dry and moist		2131-117	12/82	153.7	153.7	154.2	2.0	.3
Stemmed and redried tobacco	2141		06/84	95.5	95.9	95.7	-7.2	-2
Primary products		2141-P	06/84	90.6	91.4	91.3	1.1	-1
Unstemmed leaf tobacco redried before packing		2141-1	06/84	97.3	104.1	102.5	14.9	-1.5
Packed for sale as such		2141-111	06/84	86.0	92.0	90.6	6.2	-1.5
Stemmed tobacco		2141-2	06/84	89.9	90.0	90.0	-4	0
Packed for sale as such		2141-21	06/84	90.5	90.9	90.8	1.1	-1
Leaf, not aged		2141-215	06/84	88.2	88.9	88.6	.6	-3
Other stemmed tobacco, including chopped cigar filler		2141-231	06/84	92.8	92.8	93.6	-6	.9
Textile mill products	22		12/84	101.8	103.2	103.6	3.4	.4
Cotton broadwoven fabric	2211		12/80	101.1	101.4	103.0	4.4	1.6
Primary products		2211-P	12/80	99.1	99.2	100.9	4.5	1.7
Gray cotton broadwoven fabric, except interplant transfers		2211-A	12/80	97.5	98.0	101.7	6.8	3.8
Plain weaves, except duck		2211-A1	06/87	(³)	104.2	104.8	(³)	.6
Sheeting, other than bed sheeting		2211-A14	12/80	93.8	96.7	96.7	4.2	0
Twill weaves, except denim		2211-A2						
Twill weaves, except denim		2211-A21	12/80	(³)	102.9	104.1	(³)	1.2
Other weaves, except pile fabric		2211-A3	06/87	(³)	101.8	104.3	(³)	2.5
Finished cotton broadwoven fabric, except interplant transfers		2211-B	12/80	(³)	98.9	98.4	(³)	-5
Plain weaves		2211-B1	06/87	(³)	100.6	101.2	(³)	.6
Other plain weaves		2211-B15	06/87	(³)	101.2	101.8	(³)	.6
Twill weaves		2211-B2	06/87	(³)	102.0	103.2	(³)	1.2
Blue indigo denim		2211-B21	06/87	(³)	102.4	104.3	(³)	1.9
Other denim		2211-B22	06/87	(³)	101.1	102.2	(³)	1.1
Other twill weaves		2211-B23	06/87	(³)	101.8	101.9	(³)	.1
Pile fabric		2211-B4	06/87	(³)	104.1	98.1	(³)	-5.8
Corduroy		2211-B41	12/80	(³)	80.3	75.6	(³)	-5.9
Cotton broadwoven fabric, finished products		2211-C	12/80	113.4	110.1	109.5	-1.9	-5
Other		2211-C61	12/80	(³)	112.6	116.2	(³)	3.2
Secondary products and miscellaneous receipts		2211-SM						
Miscellaneous receipts		2211-M	12/80	(³)	94.3	103.5	(³)	9.8
Secondary products		2211-S	12/80	110.3	112.2	113.5	4.1	1.2
Man-made fiber and silk broadwoven fabric		2221-S	12/80	108.9	110.2	110.2	2.4	0
Synthetic fiber and silk broadwoven fabric	2221		06/81	102.4	105.0	105.9	5.8	.9
Primary products		2221-P	06/81	101.9	104.5	105.5	5.9	1.0
Gray goods, except interplant transfers		2221-1	06/81	101.2	104.8	106.0	7.8	1.1
Filament yarn fabric (85% + filament)		2221-12	06/81	98.1	100.7	102.3	7.2	1.6
Chiefly rayon and/or acetate		2221-121	06/81	(³)	107.8	108.2	(³)	.4
Other filament yarn fabric		2221-122	06/81	96.7	99.1	100.8	7.5	1.7
Chiefly nylon		2221-1223	06/81	106.5	114.8	115.4	16.3	.5
Chiefly polyester		2221-1224	06/81	(³)	88.3	90.3	(³)	2.3
Spun yarn fabric (85% + spun), except manmade fiber/wool blends and silk fabric		2221-13	06/81	102.7	107.3	108.5	9.7	1.1
Plain weaves		2221-135	06/87	(³)	102.1	102.6	(³)	.5
Plain printcloth		2221-1351	06/87	(³)	101.4	102.1	(³)	.7
Chiefly polyester/cotton blends		2221-13511	06/81	103.4	106.2	106.7	14.1	.5
Other plain weaves		2221-1356	06/87	(³)	104.9	105.1	(³)	.2
Twill weaves		2221-136	06/87	(³)	106.3	108.5	(³)	2.1
Other weaves, except pile fabric		2221-137	06/87	(³)	98.1	99.7	(³)	1.6
Other		2221-1372	06/87	(³)	100.0	102.0	(³)	2.0
Spun/filament yarn fabric (less than 85% spun or filament)		2221-143	04/85	(³)	106.4	106.2	(³)	-2
Finished fabric, except interplant transfers		2221-2	06/81	104.1	104.1	104.6	1.1	.5
Filament yarn fabric (85% + filament)		2221-21	06/87	(³)	100.2	100.0	(³)	-2
Chiefly polyester		2221-212	06/87	(³)	101.1	101.3	(³)	.2
Chiefly other filaments		2221-213	06/87	(³)	99.9	99.5	(³)	-4
Spun yarn fabric (85% + spun), except manmade fiber/wool blends and silk fabric		2221-22	06/87	(³)	100.5	101.5	(³)	1.0
Plain weaves		2221-224	06/87	(³)	100.7	102.6	(³)	1.9
Broadcloth, carded and combed		2221-2242	06/87	(³)	101.7	104.2	(³)	2.5
Other plain weaves		2221-2245	06/87	(³)	101.1	101.4	(³)	.3
Twill weaves		2221-225	06/87	(³)	100.3	100.1	(³)	-2
Other weaves, except pile fabric		2221-226	06/87	(³)	99.4	99.4	(³)	0

See footnotes at end of table.

Table 5. Producer price indexes for the net output of selected industries and their products—Continued

Industry and product ¹	Industry code	Product code	Index base	Index			Unadjusted percent change to Sep. 1987 from —	
				May 1987 ²	Aug. 1987 ²	Sep. 1987 ²	Sep. 1986	Aug. 1987
Synthetic fiber and silk broadwoven fabric—Continued								
Other		2221-22612	06/87	(³)	99.4	99.4	(³)	0
Spun/filament yarn fabric (less than 85% spun or filament)		2221-231	06/87	(³)	99.8	100.1	(³)	.3
Fabricated textile products		2221-3	06/81	102.3	102.3	102.3	-0.5	0
Other fabricated textile products		2221-319	06/81	107.6	(³)	(³)	(³)	(³)
Secondary products and miscellaneous receipts								
Secondary products		2221-SM						
Cotton broadwoven fabric		2221-S	06/81	105.6	108.1	108.5	5.3	.4
Other grey cotton fabric		2211-S	06/87	(³)	102.5	102.7	(³)	.2
		2211-	06/87	(³)	101.2	101.2	(³)	0
		A341S						
Finished cotton broadcloth		2211-	06/87	(³)	100.0	99.2	(³)	-.8
		B131S						
Finished cotton twill weaves, except denim		2211-	06/87	(³)	102.1	100.9	(³)	-1.2
		B211S						
Other finished cotton fabrics		2211-	06/87	(³)	101.1	101.3	(³)	.2
		B331S						
Other secondary products		2221-SSS	06/87	(³)	101.0	101.5	(³)	.5
Wool weaving and finishing								
Primary products	2231		06/85	100.3	100.7	102.7	4.6	2.0
Wool broad woven fabrics, gray goods		2231-P	06/85	101.3	101.3	103.8	5.0	2.5
Finished fabrics		2231-211	06/85	102.8	102.8	(³)	(³)	(³)
Finished wool apparel fabrics		2231-A	06/85	101.0	100.9	103.7	4.9	2.8
Woolen		2231-3	06/85	100.2	99.9	101.1	3.8	1.2
Wholly wool		2231-316	06/85	100.2	99.9	101.4	5.0	1.5
Chiefly wool		2231-31611	06/85	100.9	100.4	100.6	7.8	.2
Finished wool non-apparel fabrics and felts		2231-31612	06/85	99.6	99.3	102.3	2.5	3.0
Other non-apparel fabrics and felts		2231-4	06/85	103.6	104.2	112.3	8.2	7.8
Secondary products and miscellaneous receipts		2231-418	06/85	103.6	104.2	112.3	8.2	7.8
Secondary products		2231-SM						
		2231-S	06/85	97.5	99.5	99.5	4.1	0
Narrow fabric mills								
Primary products	2241		06/84	101.0	101.0	101.2	.7	.2
Woven narrow fabric		2241-P	06/84	100.8	100.9	101.3	1.0	.4
Elastic		2241-1	06/84	98.7	98.6	99.2	.9	.6
Other apparel		2241-11	06/84	99.0	99.1	100.8	1.8	1.7
Other uses		2241-114	06/84	95.9	96.1	101.1	5.4	5.2
Nonelastic		2241-115	06/84	102.4	102.4	102.4	0	0
Woven edge ribbons		2241-12	06/84	98.5	98.2	98.2	.4	0
Woven labels		2241-121	06/84	(³)	(³)	(³)	(³)	(³)
Tapes (wt. less than 15 oz./sq. yd.)		2241-123	06/84	109.1	(³)	109.1	3.8	(³)
Webbing (wt. 15 oz./sq. yd. or more)		2241-125	06/84	91.7	91.7	91.7	-1.7	0
Apparel webbing		2241-127	06/84	108.0	109.6	109.6	1.5	0
All other webbing		2241-12733	06/84	100.0	106.9	106.9	6.9	0
All other nonelastic		2241-12739	06/84	109.8	109.8	109.8	0	0
Braided narrow fabric		2241-129	06/84	79.2	80.6	80.6	-.5	0
Elastic braids		2241-4	06/84	105.8	106.5	106.4	1.0	-.1
Nonelastic braids		2241-411	06/84	107.0	(³)	109.1	1.3	(³)
Shoe and corset laces		2241-422	06/84	105.3	105.5	105.4	.9	-.1
Other nonelastic braids		2241-42221	06/84	103.4	103.9	103.8	2.6	-.1
Covered elastic yarn		2241-42223	06/84	106.4	106.4	106.4	.1	0
Covered elastic yarn		2241-5						
Secondary products and miscellaneous receipts		2241-511	06/84	104.3	104.5	104.7	1.7	.2
Secondary products		2241-SM						
		2241-S	06/84	105.4	105.4	102.5	-2.8	-2.8
Knitting mills								
Women's hosiery knit on 300 needles or more and women's knee-high socks	225		12/84	102.4	104.1	104.3	2.9	.2
Primary products	2251		06/84	101.1	101.6	101.6	.8	0
Finished full-fashioned hosiery		2251-P	06/84	101.3	101.7	101.7	.6	0
Finished seamless and simulated seamed hosiery		2251-1						
Stockings and knee-highs, knit on 300 needles or more		2251-3	06/84	101.3	101.8	101.8	.7	0
Knee-high		2251-321	06/84	103.2	103.3	103.3	0	0
Full-length		2251-32177	06/84	102.0	102.1	102.1	0	0
Pantyhose		2251-32188	06/84	115.1	115.1	115.1	0	0
Under 30 denier, sheer		2251-351	06/84	100.3	101.1	101.1	1.1	0
30 denier and over, opaque		2251-35122	06/84	101.3	102.6	102.6	2.0	0
Support		2251-35144	06/84	102.1	102.4	103.5	-2	1.1
Control top only		2251-3516	06/84	99.0	99.0	99.0	0	0
Other support		2251-35161	06/84	100.7	100.7	100.7	0	0
Unfinished seamless and simulated seamed hosiery		2251-35162	06/84	97.6	97.6	97.6	0	0
Unfinished pantyhose		2251-5	06/84	101.5	101.6	101.6	.3	0
Secondary products and miscellaneous receipts		2251-517	06/84	102.0	102.1	102.1	.5	0
Secondary products		2251-SM						
Hosiery, n.e.c.		2251-S	06/84	100.3	100.3	100.3	1.3	0
		2252-S	06/84	100.3	100.3	100.3	1.3	0
Hosiery, n.e.c.								
Primary products	2252		06/84	101.3	102.3	102.3	1.1	0
Men's finished hosiery		2252-P	06/84	101.2	102.1	102.0	.8	-.1
		2252-22	06/84	101.8	102.3	102.4	.6	.1

See footnotes at end of table.

Table 5. Producer price indexes for the net output of selected industries and their products—Continued

Industry and product ¹	Industry code	Product code	Index base	Index			Unadjusted percent change to Sep. 1987 from —	
				May 1987 ²	Aug. 1987 ²	Sep. 1987 ²	Sep. 1986	Aug. 1987
Hosiery, n.e.c.—Continued								
Anklet		2252-222	06/84	104.3	104.5	104.5	0.2	0
Cushion		2252-2221	06/84	103.7	103.7	103.7	0	0
Non-cushion		2252-2222	06/84	104.5	104.8	104.8	.4	0
Manmade fibers		2252-22227	06/84	104.6	105.1	105.1	.6	0
Mid-calf/crew		2252-223	06/84	101.6	102.8	102.8	1.0	0
Cushion		2252-2231	06/84	100.8	101.2	101.2	.0	.0
Natural fibers		2252-22311	06/84	100.4	101.1	101.1	-.2	0
Non-cushion		2252-2232	06/84	102.9	105.8	105.8	2.9	0
Manmade fibers		2252-22327	06/84	101.6	105.6	105.6	4.1	0
Knee-high		2252-224	06/84	98.4	98.6	98.8	.5	.2
Cushion		2252-2241	06/84	97.1	97.2	97.5	.4	.3
Natural fibers		2252-22411	06/84	97.0	97.1	97.9	.9	.8
Manmade fibers		2252-22417	06/84	97.2	97.2	97.2	.1	0
Non-cushion		2252-2242	06/84	103.3	104.2	104.2	1.2	0
Natural fibers		2252-22421	06/84	105.5	105.5	105.5	.7	0
Manmade fibers		2252-22427	06/84	101.0	102.9	102.9	1.8	0
All other finished hosiery, knit on less than 300 needles, except								
women's knee-length		2252-23	06/84	100.9	102.4	102.3	1.5	-.1
Women's, girls' and boys' footsock		2252-231	06/84	97.9	97.9	97.9	-.8	0
Women's, girls' and boys' anklet		2252-232	06/84	101.4	101.7	101.7	2.2	0
Cushion		2252-2321	06/84	99.8	99.8	99.8	-.1	0
Natural fibers		2252-23211	06/84	99.9	99.9	99.9	-.2	0
Non-cushion		2252-2322	06/84	102.5	103.0	103.0	3.8	0
Natural fibers		2252-23221	06/84	116.4	116.4	116.4	3.4	0
Manmade fibers		2252-23227	06/84	97.9	98.6	98.6	4.0	0
Girls' and boys' knee-high		2252-233	06/84	103.3	108.0	108.0	4.5	0
Other women's, girls' and boys' finished hosiery, including leg								
warmers, waist-highs, etc.		2252-234	06/84	99.4	101.9	101.2	2.0	-.7
Infants' and children's anklet		2252-235	06/84	102.1	102.1	101.8	-.2	-.3
Natural fibers		2252-23511	06/84	104.3	104.3	104.3	0	0
Manmade fibers		2252-23577	06/84	100.8	100.8	100.4	-.1	-.4
Infants' and children's knee-high		2252-236	06/84	96.7	96.7	96.7	-.2	0
Manmade fibers		2252-23677	06/84	96.7	96.7	96.7	-.2	0
Other infants' and children's finished hosiery		2252-238	06/84	93.8	93.7	93.7	.3	0
Unfinished hosiery, knit on less than 300 needles, except women's								
knee-high		2252-24	06/84	100.6	100.6	100.6	0	0
Men's unfinished hosiery		2252-242	06/84	99.2	99.2	99.2	0	0
Other unfinished hosiery, knit on less than 300 needles, except								
women's knee-high		2252-246	06/84	101.9	101.9	101.9	(³)	0
Secondary products and miscellaneous receipts		2252-SM						
Secondary products		2252-S	06/84	101.8	103.0	102.7	1.8	-.3
Knit outerwear								
Knit outerwear	2253		12/84	103.8	108.3	109.2	6.4	.8
Primary products		2253-P	12/84	104.5	109.5	110.5	7.1	.9
Sweaters, jackets and jerseys		2253-1	12/84	106.5	106.6	106.6	2.9	0
Men's and boys'		2253-12	12/84	106.9	107.1	107.0	1.8	-.1
All wool and chiefly wool		2253-122	12/84	108.8	109.3	109.3	.5	0
All manmade and chiefly manmade		2253-124	12/84	107.0	107.2	107.0	3.2	-.2
Women's, misses' and juniors'		2253-14	12/84	105.8	105.8	105.8	3.4	0
All manmade and chiefly manmade		2253-144	12/84	105.6	105.6	105.6	3.4	0
Knit outerwear sport shirts, including sweat shirts		2253-2	12/84	105.4	122.9	126.9	20.1	3.3
Men's and boys'		2253-22	12/84	107.1	119.4	114.9	8.5	-3.8
All manmade and chiefly manmade		2253-224	12/84	108.0	119.8	115.0	7.8	-4.0
Other fibers		2253-225	12/84	105.8	118.9	114.8	9.5	-3.4
Women's, misses' and juniors'		2253-24	12/84	108.5	109.7	109.7	2.2	0
All manmade and chiefly manmade		2253-244	12/84	108.7	109.9	109.9	2.3	0
Other knit outerwear		2253-3	12/84	99.6	100.7	100.7	.2	0
Women's, misses' & juniors' knit outerwear, excl. sweaters, jackets,								
jerseys & sport shirts		2253-31	12/84	102.2	103.3	103.2	1.6	-.1
Women's, misses', and juniors' knit outerwear		2253-319	12/84	99.4	99.5	99.4	.9	-.1
Men's & boys' knit outerwear, excluding sweatersjackets, jerseys and								
sport shirts		2253-33	12/84	106.9	108.7	108.7	3.7	0
Men's and boys' shirts, excluding sport shirts		2253-335	12/84	102.3	102.4	102.4	1.2	0
Men's and boys' other knit outerwear		2253-338	12/84	108.6	111.2	111.2	4.7	0
Contract work on knitting and dyeing knit outerwear		2253-9						
Contract work on knitting and dyeing knit outerwear		2253-911	12/84	115.1	115.1	115.1	9.9	0
Secondary products and miscellaneous receipts		2253-SM						
Secondary products		2253-S	12/84	104.5	104.6	104.8	5.0	.2
Other secondary products		2253-SSS	12/84	104.8	(³)	(³)	(³)	(³)
Knit underwear and nightwear		2254-S	12/84	102.3	103.8	104.8	6.1	1.0
Knit underwear and nightwear								
Knit underwear and nightwear	2254		06/82	109.5	109.4	109.5	-1.2	.1
Primary products		2254-P	06/82	110.2	110.1	110.1	-.5	0
Men's and boys' knit underwear		2254-A	06/82	109.2	109.2	109.2	-.9	0
Men's and boys' undershirts, except thermal		2254-1	06/82	104.7	104.7	104.7	-2.0	0
Undershirts, except athletic types		2254-122	06/82	104.7	104.7	104.7	-2.0	0
100% cotton and all other cotton blends		2254-12228	06/82	107.6	107.6	107.6	-4.3	0
Men's and boys' shorts and briefs		2254-4	06/82	98.2	98.2	98.2	-.9	0
Women's and children's underwear and nightwear		2254-C	06/82	113.4	113.4	113.6	1.1	.2

See footnotes at end of table.

Table 5. Producer price indexes for the net output of selected industries and their products—Continued

Industry and product ¹	Industry code	Product code	Index base	Index			Unadjusted percent change to Sep. 1987 from —	
				May 1987 ²	Aug. 1987 ²	Sep. 1987 ²	Sep. 1986	Aug. 1987
Knit underwear and nightwear—Continued								
Women's and children's underwear		2254-2	06/82	115.2	115.2	115.2	1.9	0
Women's underwear		2254-21	06/82	116.5	116.5	116.5	2.5	0
Girls', children's and infants' underwear		2254-22	06/82	109.1	109.1	109.1	-.7	0
Other underwear		2254-226	06/82	109.7	109.7	109.7	-1.7	0
Women's and children's nightwear		2254-3	06/82	112.0	112.0	112.3	.3	.3
Girls', children's and infants' nightwear		2254-32	06/82	115.8	115.9	117.1	1.2	1.0
Pajamas		2254-326	06/82	120.3	120.4	120.4	2.0	0
Secondary products and miscellaneous receipts		2254-SM						
Secondary products		2254-S	06/82	103.0	103.3	103.3	-4.4	0
Circular knit fabrics								
Primary products	2257	2257-P	06/81	101.6	102.3	102.2	2.6	-.1
Gray fabrics		2257-1	06/81	101.8	102.9	103.1	4.4	.2
Gray fabrics		2257-111	06/81	(³)	110.1	111.9	(³)	1.6
Finished underwear and nightwear fabrics		2257-2	06/81	(³)	124.2	124.2	(³)	0
Finished underwear and nightwear fabrics		2257-211	06/81	(³)	124.2	124.2	(³)	0
Finished high pile fabrics		2257-4	06/81	106.2	106.2	(³)	(³)	(³)
Finished high pile fabrics		2257-411	06/81	101.3	102.1	102.2	1.9	.1
Finished single knit outerwear fabrics		2257-5	06/81	(³)	104.7	104.7	(³)	0
Manmade and chiefly manmade fibers		2257-511	06/81	(³)	104.7	104.7	(³)	0
All other fibers		2257-512	06/81	101.6	102.3	102.4	2.6	.1
Finished rib knit outerwear fabrics, excluding double knit and interlock		2257-6	06/87	(³)	100.1	100.3	(³)	.2
Manmade and chiefly manmade fibers		2257-611	06/87	(³)	100.3	100.7	(³)	.4
Finished double knit outerwear fabrics, including interlock and eightlock fabrics		2257-7	06/81	96.7	97.6	96.4	.2	-1.2
Manmade and chiefly manmade fibers		2257-711	06/81	(³)	95.0	93.7	(³)	-1.4
All other fibers		2257-712	06/81	102.1	(³)	(³)	(³)	(³)
All other finished circular knit fabrics		2257-8	06/81	(³)	99.9	100.2	(³)	.3
All other finished circular knit fabrics		2257-811	06/81	(³)	99.9	100.2	(³)	.3
Contract work on gray and finished circular knit fabric		2257-9	06/81	104.2	106.4	106.4	2.2	0
Contract knitting of gray fabric		2257-911	06/87	(³)	103.5	103.1	(³)	-.4
Contract knitting/finishing		2257-915	06/81	(³)	105.6	105.9	(³)	.3
Secondary products and miscellaneous receipts		2257-SM						
Secondary products		2257-S	06/81	107.1	106.4	106.5	.6	.1
Warp knit fabrics								
Primary products	2258	2258-P	06/81	103.2	101.3	100.7	-2.4	-.6
Gray goods		2258-1	06/81	102.6	101.2	100.8	-1.7	-.4
Gray goods		2258-101	06/81	102.1	102.1	102.1	.4	0
Finished underwear and nightwear fabrics		2258-2	06/81	99.4	93.5	90.9	-8.6	-2.8
Manmade and chiefly manmade fibers		2258-211	06/81	(³)	105.1	102.2	(³)	-2.8
All other fibers		2258-222	06/81	97.8	(³)	(³)	(³)	(³)
Finished outerwear fabrics		2258-3	06/81	(³)	101.7	103.0	1.2	1.3
Manmade and chiefly manmade fibers		2258-311	06/87	(³)	99.9	101.1	(³)	1.2
Other finished warp knit fabrics		2258-4	06/81	(³)	108.0	108.0	0	0
Others		2258-439	09/81	(³)	117.6	117.6	0	0
Contract work on gray and finished warp knit fabric		2258-9	06/81	106.2	106.2	106.2	0	0
Contract knitting/finishing		2258-915	06/81	(³)	106.2	106.2	(³)	0
Secondary products and miscellaneous receipts		2258-SM						
Secondary products		2258-S	06/81	111.5	111.8	111.8	0	0
Other secondary products		2258-SSS	06/81	113.1	114.1	114.1	0	0
Knitting mills n.e.c.								
Primary products	2259	2259-P	12/85	108.5	108.5	108.5	8.5	0
Other knit end products		2259-2	12/85	108.5	108.5	108.5	8.5	0
Other knit end products, n.e.c.		2259-298	12/85	100.6	100.6	100.6	.6	0
Dyeing and finishing textiles, except wool fabrics and knit goods								
Finished cotton broadwoven fabric	226		12/84	106.6	107.6	107.6	5.5	0
Finished cotton broadwoven fabric								
Primary products	2261	2261-P	06/84	101.6	102.2	102.9	4.4	.7
Non-commission finished fabric		2261-7	06/84	102.2	102.6	103.5	4.3	.9
Plain weaves		2261-72	06/84	102.3	(³)	(³)	(³)	(³)
Other plain weaves		2261-725	06/87	(³)	(³)	(³)	(³)	(³)
Commission finishing		2261-9	06/87	(³)	(³)	(³)	(³)	(³)
Commission finishing		2261-911	02/86	(³)	105.5	103.8	(³)	-1.6
Secondary products and miscellaneous receipts		2261-SM						
Secondary products		2261-S	06/84	93.3	94.6	94.6	5.9	0
Finished synthetic fiber and silk broadwoven fabric								
Primary products	2262	2262-P	06/84	110.0	110.9	110.8	6.0	-.1
Non-commission finished fabric		2262-8	06/84	112.8	114.0	113.8	8.2	-.2
Spun yarn fabric (85% + spun), except manmade fiber/wool blends and silk fabric		2262-84	06/84	117.1	118.6	118.7	11.6	.1
Commission finishing		2262-84	06/87	(³)	102.3	102.3	(³)	0
Commission finishing		2262-9	06/84	104.6	105.2	104.5	1.6	-.7
Commission finishing		2262-911	06/84	104.6	105.2	104.5	1.6	-.7
Secondary products and miscellaneous receipts		2262-SM						
Secondary products		2262-S	06/84	101.2	101.2	101.2	-.8	0

See footnotes at end of table.

Table 5. Producer price indexes for the net output of selected industries and their products—Continued

Industry and product ¹	Industry code	Product code	Index base	Index			Unadjusted percent change to Sep. 1987 from —		
				May 1987 ²	Aug. 1987 ²	Sep. 1987 ²	Sep. 1986	Aug. 1987	
Finished yarn, raw stock, braided goods and narrow fabric, except knits and wool	2269		06/83	107.5	108.9	109.1	5.1	0.2	
Primary products		2269-P	06/83	107.6	109.3	109.5	6.0	.2	
Dyed yarn		2269-2	06/83	107.7	109.4	109.6	6.3	.2	
Chiefly carded cotton yarn		2269-221	06/83	109.7	110.3	111.2	3.4	.8	
Chiefly combed cotton yarn		2269-223	06/83	102.9	104.0	105.2	2.9	1.2	
Chiefly acrylic or modacrylic yarn		2269-232	06/83	98.3	98.3	98.3	.7	0	
Other chiefly polyester spun yarn		2269-243	06/83	105.3	111.0	111.4	6.2	.4	
Other dyed yarn		2269-254	06/83	115.3	115.3	115.3	10.8	0	
Finished yarn other than bleached or dyed		2269-3	06/83	105.3	107.2	108.0	3.6	.7	
Mercerized cotton yarn		2269-351	06/83	103.1	105.5	106.4	4.6	.9	
Floor covering mills		227		12/84	101.8	103.4	102.9	2.1	-5
Woven carpets and rugs	2271		06/85	99.4	100.3	100.1	-1.4	-2	
Primary products		2271-P	06/85	99.2	100.1	99.9	-1.5	-2	
Woven carpets and rugs, including mats and art squares		2271-1	06/85	99.2	100.1	99.9	-1.5	-2	
Velvet		2271-113	06/85	102.4	(³)	(³)	(³)	(³)	
Other woven carpets and rugs, including upholstery loom type carpeting		2271-114	06/85	108.2	105.5	106.1	-1.4	.6	
Tufted carpets and rugs	2272		12/79	129.7	131.8	131.1	2.3	-5	
Primary products		2272-P	12/79	130.2	132.2	131.8	2.4	-3	
Bathmats and sets and scatter rugs 6 x 9 or less		2272-1	12/79	140.5	141.0	141.0	(³)	0	
Tufted broadloom		2272-3	12/79	130.0	132.2	131.6	2.5	-5	
Tufted broadloom - nylon		2272-30301	12/79	133.8	135.2	135.6	2.6	.3	
Tufted broadloom - other fibers and blends		2272-30309	12/79	108.0	110.6	110.7	-4	.1	
Automobile and aircraft carpeting		2272-505	12/79	117.0	118.2	118.2	.5	0	
Other tufted carpet and rugs including artificial grass		2272-707	02/85	87.9	90.5	101.8	(³)	12.5	
Finished only		2272-8	12/86	102.8	103.4	103.4	(³)	0	
Secondary products and miscellaneous receipts		2272-SM							
Miscellaneous receipts		2272-M	12/80	109.5	115.6	106.9	(³)	-7.5	
Carpets and rugs, n.e.c.	2279		06/85	93.7	93.8	93.8	-1.6	0	
Primary products		2279-P	06/85	98.8	99.1	99.1	-1.3	0	
Carpets and rugs, n.e.c., including mats and art squares		2279-1	06/85	98.8	99.1	99.1	-1.3	0	
Braided, hooked, and other carpets and rugs (except tufted or woven)		2279-113	06/85	103.6	104.2	104.2	3.1	0	
Yarn and thread mills	228		12/84	100.9	102.8	103.3	2.9	.5	
Spun yarn, except wool	2281		12/82	100.5	102.7	103.4	4.3	.7	
Primary products		2281-P	12/82	100.3	102.7	103.6	5.0	.9	
Carded cotton yarns		2281-1	12/82	91.9	96.6	100.1	9.4	3.6	
Gray carded cotton yarns		2281-113	12/82	91.9	96.6	100.1	9.4	3.6	
1 - 20 count		2281-1131	12/82	99.7	106.0	111.5	20.2	5.2	
21 count and over		2281-1133	12/82	78.4	80.3	80.4	-10.1	.1	
Combed cotton yarns		2281-2	12/82	103.7	107.2	108.0	7.0	.7	
Gray combed cotton yarns		2281-213	12/82	103.7	107.2	108.0	7.0	.7	
1 - 25 count		2281-2131	12/82	99.9	102.8	103.2	5.2	.4	
26 count and over		2281-2133	12/82	105.6	109.5	110.5	8.0	.9	
Rayon and/or acetate spun yarns		2281-3	12/82	102.3	102.6	102.5	1.9	-1	
Gray rayon and/or acetate spun yarns		2281-313	12/82	102.3	102.6	102.5	1.9	-1	
Spun noncellulosic fiber and silk yarns		2281-4	12/82	101.7	103.5	103.7	3.8	.2	
Spun chiefly polyester yarns		2281-41	12/82	102.6	105.8	105.8	7.4	0	
Gray spun chiefly polyester yarns		2281-413	12/82	102.4	105.8	105.8	7.1	0	
100% spun polyester		2281-4133	12/82	104.4	107.3	107.3	4.2	0	
Blends, chiefly polyester		2281-4135	12/82	101.9	105.4	105.5	8.0	.1	
50-50 polyester/cotton blend		2281-41351	12/82	102.7	106.9	106.9	9.3	0	
Other blends		2281-41353	12/82	97.0	97.0	97.0	-5	0	
Spun noncellulosic fiber and silk yarns, excluding polyester		2281-42	12/82	101.2	102.3	102.7	2.0	.4	
Gray spun noncellulosic fiber and silk yarns, excluding polyester		2281-423	12/82	100.0	101.3	101.5	1.5	.2	
100% acrylic		2281-4231	12/82	98.9	99.5	99.9	-6	.4	
100% nylon		2281-4233	12/82	101.6	103.7	103.7	3.1	0	
Other spun noncellulosic fiber and silk yarns, including blends		2281-4235	12/82	97.0	96.8	97.7	.7	.9	
Finished spun noncellulosic fiber and silk yarns, excluding polyester		2281-427	12/82	103.7	104.5	105.0	2.8	.5	
Secondary products and miscellaneous receipts		2281-SM							
Secondary products		2281-S	12/82	99.3	99.3	99.3	-1.3	0	
Texturing, throwing, and winding mill products: cotton, manmade fibers and silk		2282		12/82	107.9	110.2	110.2	.1	0
Primary products			2282-P	12/82	107.6	109.9	109.9	-3	0
Thrown filament yarns, except textured			2282-3	12/82	110.0	110.0	110.0	2.0	0
Textured, bulked, or crimped filament yarn (made from purchased yarn)			2282-5	12/82	107.5	109.8	109.8	-1.2	0
Nylon	2282-515		12/82	108.5	108.7	108.7	-5	0	
Nylon (60 - 89 denier)	2282-51513		12/82	93.2	93.8	93.8	-1.5	0	
Nylon (90 - 210 denier)	2282-51514		12/82	92.5	92.5	92.5	-4	0	
Polyester	2282-551		12/82	(³)	(³)	(³)	(³)	(³)	
Commission texturing, throwing, plying, etc. of filament yarns	2282-9		12/82	102.9	106.8	106.8	4.3	0	
Commission texturing or throwing of filament yarns	2282-911		12/82	105.3	110.9	110.8	5.3	-1	
Commission plying, winding, warping, etc., of yarns (not thrown or spun at same est.)	2282-951		12/82	97.1	97.1	97.1	1.7	.0	

See footnotes at end of table.

Table 5. Producer price indexes for the net output of selected industries and their products—Continued

Industry and product ¹	Industry code	Product code	Index base	Index			Unadjusted percent change to Sep. 1987 from —	
				May 1987 ²	Aug. 1987 ²	Sep. 1987 ²	Sep. 1986	Aug. 1987
Wool yarn	2283		12/82	100.0	100.7	100.4	1.0	-0.3
Primary products		2283-P	12/82	100.3	101.3	101.1	2.1	-2
Machine knitting yarns		2283-2	12/82	105.3	109.2	106.9	2.6	-2.1
Carpet and rug yarns		2283-3	12/82	102.8	(³)	(³)	(³)	(³)
100% wool		2283-369	12/82	102.7	(³)	(³)	(³)	(³)
Thread mills	2284		06/84	101.3	101.5	101.6	2.3	.1
Primary products		2284-P	06/84	101.1	101.2	101.3	2.2	.1
Finished thread for industrial or manufacturers' use		2284-2	06/84	101.2	101.3	101.4	2.4	.1
Cotton thread, including industrial weight goods and braided		2284-213	06/84	100.4	100.5	100.4	.8	-.1
Manmade fiber thread and other thread		2284-225	06/84	101.6	101.8	102.0	3.4	.2
Spun polyester		2284-22501	06/84	98.2	98.6	98.6	.3	0
Corespun		2284-22502	06/84	98.6	99.0	99.5	3.0	.5
Filament polyester and nylon		2284-22504	06/84	102.5	102.5	102.5	3.6	0
Other		2284-22505	06/84	120.0	120.0	120.0	12.7	0
Miscellaneous textile goods	229		12/84	100.4	101.0	101.5	1.2	.5
Felt goods, except woven felt and hats	2291		12/85	104.8	105.6	105.7	4.0	.1
Primary products		2291-P	12/85	106.2	107.2	107.3	5.2	.1
Pressed wool felt		2291-1	12/85	108.7	109.2	109.2	7.5	0
Industrial felt		2291-111	12/85	109.0	109.8	109.8	7.4	0
Punched or needled felts		2291-2	12/85	105.1	106.3	106.5	4.2	.2
Wool felts and man-made fiber felts		2291-247	12/85	106.7	109.1	109.5	4.7	.4
Lace goods	2292		12/85	104.8	104.9	106.2	2.8	1.2
Primary products		2292-P	12/85	104.7	104.7	106.4	2.9	1.6
Secondary products and miscellaneous receipts		2292-SM						
Miscellaneous receipts		2292-M	12/85	106.4	106.4	106.4	3.5	0
Contract work and other miscellaneous receipts		2292-XY9	12/85	106.4	106.4	106.4	3.5	0
Padding and upholstery filling	2293		12/85	100.2	100.2	100.1	.5	-.1
Primary products		2293-P	12/85	100.2	100.2	100.1	.5	-.1
Padding and pads		2293-11	12/85	100.9	100.9	100.9	.3	0
All other padding		2293-119	12/85	103.3	103.3	103.3	1.1	0
Batting, wadding, and mattress felts		2293-13	12/85	99.8	99.7	99.8	1.5	.1
Made from cotton linters, cotton waste, and raw cotton		2293-132	12/85	97.7	97.7	97.7	2.5	0
Made from all other fibers		2293-134	12/85	101.7	101.6	101.7	.5	-.1
Upholstery filling		2293-157	12/85	98.3	97.7	96.3	-2.5	-1.4
Processed textile waste	2294		12/85	106.2	113.5	117.5	31.1	3.5
Primary products		2294-P	12/85	107.1	115.4	120.0	36.2	4.0
Recovered fibers, processed mill waste, and related products		2294-1						
Fibers recovered from clips and rags (new and used)		2294-114	12/85	94.6	94.9	94.9	-1.5	0
Fibers recovered from mill waste, excluding fibers recovered from clips and rags		2294-12	12/85	108.1	117.1	122.1	39.7	4.3
Manmade fibers		2294-127	12/85	106.6	108.5	111.5	16.0	2.8
Nylon		2294-12713	12/85	101.6	103.0	103.0	2.2	0
All other manmade fibers, including combinations of fiber types		2294-12714	12/85	114.3	114.8	121.2	32.3	5.6
Coated fabrics, not rubberized	2295		06/85	100.5	101.3	101.3	1.1	0
Primary products		2295-P	06/85	100.8	101.7	101.6	1.2	-.1
Vinyl coated or laminated fabric		2295-2	06/85	100.3	101.4	101.3	1.0	-.1
Lightweight fabric, 10 oz. & under/sq. yd. finished wt		2295-211	06/85	96.7	(³)	102.6	6.1	(³)
Woven fabric base		2295-21113	06/85	97.1	(³)	103.3	(³)	(³)
Mediumweight fabric, over 10 oz. to 16 oz./sq. yd. finished wt		2295-222	06/85	99.6	99.4	99.8	-.2	.4
Woven fabric base		2295-22222	06/85	99.4	99.4	100.3	.3	.9
Knitted fabric base		2295-22224	06/85	99.7	(³)	(³)	(³)	(³)
Heavyweight fabric, over 16 oz./sq. yd. finished wt		2295-233	06/85	101.5	101.3	101.8	.5	.5
Woven fabric base		2295-23332	06/85	101.2	(³)	103.1	3.1	(³)
Knitted fabric base		2295-23334	06/85	102.2	101.8	101.8	-.5	0
Nonwoven fabric base		2295-23336	06/85	97.9	98.4	99.2	.8	.8
Polyurethane & other coated & laminated fabric		2295-3	06/85	102.8	103.0	103.0	2.5	0
Polyurethane coated or laminated fabric		2295-315	06/85	102.3	104.0	103.8	3.3	-.2
Other coated or laminated fabric		2295-322	06/85	102.8	102.9	102.9	2.4	0
Lightweight fabric, 10 oz. & under/sq. yd. finished wt		2295-3222	06/85	103.3	103.4	103.4	4.1	0
Woven fabric base		2295-32222	06/85	103.5	103.6	103.6	4.1	0
Mediumweight fabric, over 10 oz. to 16 oz./sq. yd. finished wt		2295-3223	06/85	102.6	102.6	102.6	0	0
Woven fabric base		2295-32232	06/85	102.0	102.0	102.0	0	0
Heavyweight fabric, over 16 oz./sq. yd. finished wt		2295-3224	06/85	101.4	101.4	101.4	.0	.0
Secondary products and miscellaneous receipts		2295-SM						
Secondary products		2295-S	06/85	98.4	99.3	99.8	.9	.5
Tire cord and fabric	2296		06/84	98.0	98.3	98.3	-3.0	0
Primary products		2296-P	06/84	98.4	98.7	98.6	-2.9	-.1
Tire cord and fabric		2296-1	06/84	98.4	98.7	98.6	-2.9	-.1
Nylon tire cord and fabric		2296-122	06/84	97.5	97.6	97.6	-.8	0
Polyester tire cord and fabric		2296-133	06/84	97.5	98.4	98.3	-3.0	-.1
Nonwoven fabrics and related products	2297		12/85	103.2	103.5	104.0	.8	.5

See footnotes at end of table.

Table 5. Producer price indexes for the net output of selected industries and their products—Continued

Industry and product ¹	Industry code	Product code	Index base	Index			Unadjusted percent change to Sep. 1987 from —	
				May 1987 ²	Aug. 1987 ²	Sep. 1987 ²	Sep. 1986	Aug. 1987
Nonwoven fabrics and related products—Continued								
Primary products		2297-P	12/85	103.8	104.1	104.7	0.9	0.6
Nonwoven fabrics		2297-1	12/85	101.0	101.3	101.4	.7	.1
Laminated and wet laid		2297-12	12/85	99.9	99.9	99.9	0	0
Under 1 ounce per square yard		2297-121	12/85	99.9	99.9	99.9	0	0
Spun bonded, dry laid, and others		2297-13	12/85	101.6	102.2	102.3	1.1	.1
Under 0.8 ounces per square yard		2297-131	12/85	96.8	97.5	97.9	-.9	.4
0.8 ounces to 1.5 ounces per square yard		2297-133	12/85	101.4	101.4	101.4	.8	0
Over 1.5 ounces per square yard		2297-135	12/85	103.4	104.1	104.1	1.9	0
Fabricated nonwoven products		2297-2	01/86	110.5	(⁹)	112.4	1.2	(⁹)
Cordage and twine	2298		06/85	104.6	104.0	107.1	5.2	3.0
Primary products		2298-P	06/85	105.8	105.2	106.6	6.2	3.2
Hard fiber cordage and twine		2298-1	06/85	92.3	(⁹)	92.3	22.7	(⁹)
Soft fiber cordage and twine, except cotton		2298-2	06/85	109.8	108.8	112.0	3.0	2.9
Manmade fiber cordage and twine		2298-2A	06/85	110.8	109.8	113.2	2.2	3.1
Fish line, fish net, and fish netting (made in this establishment)		2298-207	06/85	142.5	141.0	146.7	-1.0	4.0
Rope		2298-208	06/85	103.2	101.9	105.5	4.6	3.5
Polypropylene		2298-20811	06/85	109.6	107.2	110.7	6.2	3.3
Nylon		2298-20812	06/85	101.7	101.5	106.2	3.2	4.6
Twine, agricultural		2298-211	06/85	92.0	(⁹)	(⁹)	(⁹)	(⁹)
All other manmade fiber cordage and twine, including industrial twine		2298-212	06/85	102.9	103.1	104.2	1.6	1.1
Secondary products and miscellaneous receipts		2298-SM						
Secondary products		2298-S	06/85	95.7	95.7	98.0	.3	2.4
Textile goods, n.e.c.	2299		06/85	100.9	102.7	103.4	5.7	.7
Primary products		2299-P	06/85	101.0	103.1	103.8	6.7	.7
Scouring and combing mill products		2299-3	06/85	104.4	108.9	110.5	14.4	1.5
Other textile goods, n.e.c.		2299-5	06/85	88.2	88.1	88.1	-2	0
Secondary products and miscellaneous receipts		2299-SM						
Secondary products		2299-S	06/85	103.6	(⁹)	(⁹)	(⁹)	(⁹)

See footnotes at end of table.

Table 5. Producer price indexes for the net output of selected industries and their products—Continued

Industry and product ¹	Industry code	Product code	Index base	Index			Unadjusted percent change to Sep. 1987 from —	
				May 1987 ²	Aug. 1987 ²	Sep. 1987 ²	Sep. 1986	Aug. 1987
Apparel and other finished products made from fabrics and similar materials	23		12/84	103.5	104.2	104.5	2.3	0.3
Men's and boys' suits and coats	2311		12/80	124.1	125.5	126.0	4.7	.4
Primary products		2311-P	12/80	124.4	125.6	126.2	4.5	.5
Men's and boys' suits and coats, excluding contract work		2311-A	12/86	101.0	102.0	102.4	(³)	.4
Men's suits		2311-1	12/80	124.9	126.8	126.8	6.9	0
Business suits		2311-11	12/80	125.2	127.3	127.3	7.4	0
Regular weight business suits		2311-113	12/80	124.0	126.9	126.8	9.0	-1
Fabrics except all wool or wool blends		2311-11344	12/80	(³)	(³)	(³)	(³)	(³)
All wool or wool blends		2311-11347	12/86	101.1	102.5	102.4	(³)	-1
Light weight business suits		2311-117	12/80	128.2	128.4	128.4	3.7	0
Fabrics except all wool or wool blends		2311-11744	12/80	132.5	(³)	(³)	(³)	(³)
All wool or wool blends		2311-11747	12/80	124.5	124.9	124.9	3.0	0
Men's suits except business		2311-129	09/85	100.1	100.1	100.2	(³)	.1
Men's tailored dress and sport coats and jackets		2311-3	12/80	121.9	122.5	123.9	2.6	1.1
Business type dress and sport coats and jackets		2311-321	12/80	120.2	120.3	122.3	2.7	1.7
Fabrics except wool and cotton		2311-32144	12/80	120.7	120.0	123.2	2.8	2.7
All wool or wool blends		2311-32145	12/86	101.2	102.4	102.3	(³)	-1
Dress, sport coats and jackets, except business, incl. sep. vests		2311-322	12/80	129.7	132.4	131.7	(³)	-5
Boys' suits, coats, and tailored jackets		2311-4	12/80	126.9	(³)	(³)	(³)	(³)
Boys' suits, coats, and tailored jackets, incl. sep. vests		2311-415	12/86	100.0	(³)	(³)	(³)	(³)
Receipts for contract work on men's and boys' suits and coats		2311-9	12/80	128.1	129.0	129.7	1.8	.5
Secondary products and miscellaneous receipts		2311-SM						
Secondary products		2311-S	12/80	127.1	130.2	130.1	3.3	-1
Other secondary products		2311-SSS	12/80	132.3	137.6	137.3	4.7	-2
Men's and boys' separate trousers		2327-S	12/80	122.6	123.0	123.0	1.3	0
Men's, youths' & boys' furnishings, work clothing & allied garments	232		12/84	102.5	103.5	103.9	2.1	.4
Men's and boys' shirts (except work shirts) and nightwear	2321		06/83	101.5	102.8	103.4	2.9	.6
Primary products		2321-P	06/83	102.0	103.3	103.9	2.7	.6
Men's and boys' knit outerwear sport shirts, including sweat shirts		2321-2	06/83	98.9	101.3	102.0	6.3	.7
Men's knit outerwear sport shirts, except sweat shirts		2321-211	06/83	96.6	98.1	99.0	6.8	.9
All cotton and chiefly cotton		2321-21115	06/83	98.3	100.9	102.7	11.9	1.8
All manmade and chiefly manmade fibers		2321-21117	06/83	94.5	94.5	94.5	.9	0
Boys' knit outerwear sport shirts, except sweat shirts		2321-225	06/83	105.1	110.1	(³)	(³)	(³)
Men's and boys' dress and woven sport shirts, including uniform shirts ..		2321-4	06/83	102.9	103.7	104.4	1.1	.7
Men's dress and business shirts and collars		2321-417	06/83	104.6	107.8	108.0	2.8	.2
All cotton and chiefly cotton		2321-41718	06/83	103.6	103.3	104.1	1.0	.8
All manmade and chiefly manmade fibers		2321-41721	06/83	104.9	109.3	109.3	3.3	0
Men's woven sport shirts		2321-427	06/83	101.6	99.3	100.9	-8	1.6
All cotton and chiefly cotton		2321-42713	09/83	103.3	98.7	103.3	0	4.7
All manmade and chiefly manmade fibers		2321-42714	06/83	100.7	99.7	99.7	-1.2	0
Contract work on men's and boys' shirts and nightwear		2321-9	06/83	104.7	106.1	106.3	1.6	.2
Contract work on men's and boys' shirts and collars		2321-913	06/83	104.7	106.1	106.3	1.6	.2
Secondary products and miscellaneous receipts		2321-SM						
Miscellaneous receipts		2321-M	06/83	90.2	90.2	90.2	-4.9	0
Resales		2321-Z89	06/83	88.1	88.1	88.1	-5.8	0
Secondary products		2321-S	06/83	107.5	108.6	108.7	6.0	.1
Men's and boys' underwear	2322		06/82	110.4	110.3	110.4	1.5	.1
Primary products		2322-P	06/82	108.0	107.8	108.0	2.3	.2
Men's and boys' knit underwear		2322-A	06/82	109.5	109.3	109.5	3.2	.2
Men's and boys' neckwear	2323		12/83	106.7	107.9	107.8	1.7	-1
Primary products		2323-P	12/83	107.0	108.2	108.1	1.7	-1
Men's and boys' neckwear		2323-1	12/83	107.0	108.2	108.1	1.7	-1
Men's and boys' neckties		2323-12	12/83	106.9	108.2	108.1	1.6	-1
All silk		2323-121	12/83	110.9	117.1	116.6	5.2	-4
All polyester		2323-127	12/83	106.9	106.9	106.9	.8	0
Other fabrics, including blends		2323-129	12/83	102.4	102.7	102.7	.3	0
Secondary products and miscellaneous receipts		2323-SM						
Miscellaneous receipts		2323-M	12/83	116.9	116.9	116.9	3.2	0
Men's and boys' separate trousers	2327		12/81	108.7	109.8	109.7	2.0	-1
Primary products		2327-P	12/81	110.7	111.7	111.9	2.1	.2
Men's and boys' dress and sport trousers and dress shorts		2327-1	12/81	108.0	109.3	109.3	2.1	0
Men's dress and sports trousers, except uniform		2327-112	12/81	110.0	111.7	111.7	2.6	0
All wool and chiefly wool, all fabric constructions		2327-1122	06/87	(³)	102.7	102.7	(³)	0
All cotton and chiefly cotton, all fabric constructions		2327-1124	12/81	109.5	109.8	109.8	4.7	0
All manmade and chiefly manmade, except manmade/wool blends ..		2327-1125	12/81	110.3	112.1	112.1	1.4	0
Woven		2327-11251	12/81	106.3	108.2	108.2	2.2	0
Knit		2327-11252	12/81	(³)	116.6	116.6	-8	0
Manmade/wool blends (chiefly manmade), all fabric constructions ..		2327-1127	12/81	109.7	111.2	111.2	2.6	0
Men's and boys' dress shorts		2327-146	06/87	(³)	(³)	100.0	(³)	(³)
Men's uniform dress trousers		2327-174	06/87	(³)	100.0	100.0	(³)	0
Receipts for contract work on men's and boys' trousers		2327-9						
Receipts for contract work on men's and boys' trousers		2327-911	12/81	121.6	121.6	122.4	1.7	.7
Secondary products and miscellaneous receipts		2327-SM						

See footnotes at end of table.

Table 5. Producer price indexes for the net output of selected industries and their products—Continued

Industry and product ¹	Industry code	Product code	Index base	Index			Unadjusted percent change to Sep. 1987 from —	
				May 1987 ²	Aug. 1987 ²	Sep. 1987 ²	Sep. 1986	Aug. 1987
Men's and boys' separate trousers—Continued								
Secondary products		2327-S	12/81	110.0	110.9	110.0	1.8	-0.8
Other secondary products		2327-SSS	12/81	107.9	108.1	108.2	2.5	.1
Men's and boys' work clothing		2328-S	12/81	112.9	114.9	112.5	(³)	-2.1
Men's and boys' work clothing								
Primary products	2328		12/81	104.9	105.7	106.6	1.9	.9
Men's and boys' work shirts		2328-P	12/81	105.9	106.9	107.8	2.1	.8
Men's and boys' work shirts		2328-1						
Men's and boys' work shirts		2328-111	12/81	104.5	104.5	105.9	1.2	1.3
Men's and boys' jeans, dungarees, and jean-cut casual slacks		2328-3	12/81	104.8	106.5	107.5	2.8	.9
Men's jeans, dungarees, and jean-cut casual slacks		2328-351	12/81	105.0	106.7	107.6	2.7	.8
Denim		2328-35126	12/81	106.3	109.5	110.9	4.3	1.3
Corduroy		2328-35127	12/81	101.8	100.5	100.5	-1.3	0
Other fabrics		2328-35129	12/81	(³)	104.0	(³)	(³)	(³)
Boys' jeans, dungarees, and jean-cut casual slacks		2328-352	12/81	104.1	105.7	107.3	3.2	1.5
Denim		2328-35226	12/81	107.9	110.2	111.4	3.2	1.1
Other fabrics		2328-35229	12/81	97.2	97.4	99.7	3.1	2.4
Men's and boys' other work clothing		2328-4	12/81	109.2	108.6	109.4	.8	.7
Men's other work clothing		2328-451	12/81	108.1	107.5	108.4	.8	.8
Washable service apparel		2328-45111	12/81	101.9	102.0	102.0	-2	0
Coveralls and other one piece work suits		2328-45114	12/81	105.0	105.5	105.4	.7	-1
Overalls		2328-45121	12/81	105.9	(³)	(³)	(³)	(³)
Work pants, excluding jeans and dungarees		2328-45131	12/81	112.8	111.3	112.8	.7	1.3
Other work clothing, including jackets		2328-45139	12/81	105.7	(³)	(³)	(³)	(³)
Boys' other work clothing		2328-452	12/81	117.4	(³)	(³)	(³)	(³)
Receipts for contract work on men's and boys' work clothing		2328-9						
Receipts for contract work on men's and boys' work clothing		2328-911	12/81	(³)	(³)	106.2	(³)	(³)
Secondary products and miscellaneous receipts		2328-SM						
Secondary products		2328-S	12/81	102.2	102.2	102.2	.1	0
Men's and boys' separate trousers		2327-S	12/81	106.9	106.9	106.9	1.8	0
Other secondary products		2328-SSS	12/81	101.4	(³)	101.4	-2	(³)
Men's and boys' clothing, n.e.c.								
Primary products	2329		12/83	106.2	107.0	106.8	1.0	-2
Men's and boys' nontailored heavy jackets and coats		2329-P	12/83	105.2	106.0	105.8	.5	-2
Men's heavy nontailored jackets and coats, except uniform		2329-1	12/83	104.8	105.3	105.5	.6	.2
Other fabrics		2329-121	12/83	106.3	106.8	107.0	.7	.2
Men's and boys' swimwear, sweaters, and outerwear n.e.c.		2329-12103	12/83	108.5	109.2	109.4	.8	.2
Swimwear and athletic shorts		2329-2	12/83	105.5	106.7	106.1	.5	-6
Men's swimsuits		2329-22	12/83	105.2	107.9	107.9	-1.6	0
Men's and boys' athletic shorts		2329-221	12/83	109.6	(³)	(³)	(³)	(³)
Men's and boys' outerwear, n.e.c.		2329-223	12/83	102.4	109.0	109.0	7.7	0
Men's light nontailored jackets, except uniform		2329-25	12/83	105.6	106.4	105.6	1.1	-8
Other fabrics		2329-255						
Boys' light nontailored jackets, except uniform		2329-25503	12/83	104.4	104.9	104.9	.3	0
Other men's and boys' outerwear, n.e.c.		2329-258						
Secondary products and miscellaneous receipts		2329-259	12/83	112.8	112.6	112.2	3.3	-4
Miscellaneous receipts		2329-SM						
Contract work		2329-M	12/83	111.1	111.1	111.1	0	0
Secondary products		2329-Y99	12/83	111.1	111.2	111.1	-1	-1
Secondary products		2329-S	12/83	109.8	111.0	110.4	4.2	-5
Women's, misses', and juniors' outerwear								
Primary products	233		12/84	104.3	104.8	105.0	1.9	.2
Women's, misses', & juniors' blouses, waists & shirts								
Primary products	2331		06/83	115.9	116.3	116.5	1.1	.2
Women's, misses', & juniors' blouses, waists & shirts, excluding contract work		2331-P	06/83	115.4	115.7	116.0	1.2	.3
Women's, misses', & juniors' knit outerwear sport & sweat shirts		2331-A	06/86	100.8	101.2	101.5	1.6	.3
Knit outerwear sport shirts		2331-2	04/84	87.9	87.9	87.9	0	0
All manmade and chiefly manmade fibers		2331-243	04/84	87.9	87.9	87.9	0	0
Women's, misses', & juniors' blouses, waists, & shirts, except knit sport & sweat shirts		2331-24315	06/84	105.7	105.7	105.7	0	0
Knit blouses, waists, & shirts		2331-7	06/83	129.2	129.9	130.4	2.1	.4
All cotton and chiefly cotton		2331-721	06/83	134.5	134.0	135.2	1.3	.9
All manmade and chiefly manmade fibers		2331-72116	06/86	(³)	(³)	(³)	(³)	(³)
Woven blouses, waists, & shirts		2331-72117	06/83	135.7	135.2	136.5	1.5	1.0
All cotton and chiefly cotton		2331-723	06/83	125.2	126.7	126.8	2.8	.1
All manmade and chiefly manmade fibers		2331-72316	06/85	108.7	108.7	108.7	0	0
Contract work on women's, misses', & juniors' blouses, waists, & shirts		2331-72317	06/83	123.4	125.4	125.4	3.6	0
Secondary products and miscellaneous receipts		2331-9	06/83	103.7	103.7	103.7	0	0
Secondary products		2331-SM						
Other secondary products		2331-S	06/83	108.8	109.1	108.9	.4	-2
Women's, misses', & juniors' outerwear, n.e.c.		2331-SSS	06/83	107.3	107.3	107.3	.5	0
Women's, misses', & juniors' outerwear, n.e.c.		2339-S	06/83	110.6	111.3	110.9	.4	-4
Women's, misses', and juniors' dresses								
Primary products	2335		12/80	112.9	113.2	113.9	3.4	.6
Dresses not made on a contract basis		2335-P	12/80	114.7	115.0	115.4	3.2	.3
Unit priced dresses		2335-A	06/86	103.0	103.3	103.7	4.1	.4
Unit priced - chiefly cotton		2335-1	12/80	113.9	114.3	114.8	4.2	.4
Unit priced - chiefly wool		2335-121	05/83	123.0	(³)	(³)	(³)	(³)
Unit priced - chiefly wool		2335-123	06/86	(³)	(³)	(³)	(³)	(³)

See footnotes at end of table.

Table 5. Producer price indexes for the net output of selected industries and their products—Continued

Industry and product ¹	Industry code	Product code	Index base	Index			Unadjusted percent change to Sep. 1987 from —	
				May 1987 ²	Aug. 1987 ²	Sep. 1987 ²	Sep. 1986	Aug. 1987
Women's, misses', and juniors' dresses—Continued								
Unit priced - chiefly synthetic		2335-125	12/80	110.9	111.3	111.3	3.6	0
Unit priced - chiefly other material		2335-129	06/86	(³)	(³)	(³)	(³)	(³)
Contract work on women's and misses' dresses		2335-9	12/80	119.1	119.3	119.4	.3	.1
Secondary products and miscellaneous receipts								
Secondary products		2335-S	12/80	108.7	108.7	113.8	4.7	4.7
Other secondary products		2335-SSS	12/80	94.3	(³)	104.3	10.6	(³)
Women's and misses' suits and coats		2337-S	12/80	123.4	(³)	123.4	(³)	(³)
Women's, misses', and juniors' suits and coats								
2337			12/82	100.9	101.2	101.1	.2	-.1
Primary products								
Coats, suits, and skirts, excluding contract work		2337-P	12/82	102.9	103.3	103.1	-.8	-.2
Coats, except fur, all leather, and rain		2337-A	06/86	98.1	98.6	98.6	-1.4	0
All wool and chiefly wool		2337-1	12/82	97.1	98.0	98.0	-6.1	0
All manmade and chiefly manmade		2337-122	12/82	109.8	(³)	109.8	.3	(³)
Suits		2337-123	12/82	(³)	(³)	(³)	(³)	(³)
Other suits, including uniforms		2337-2	12/82	96.2	(³)	(³)	(³)	(³)
Woven		2337-251	12/82	96.2	(³)	(³)	(³)	(³)
Skirts and jackets		2337-25101	12/82	96.2	(³)	(³)	(³)	(³)
Skirts, including uniform		2337-4	12/82	106.8	107.3	107.3	2.4	.0
Woven		2337-41	12/82	110.5	111.3	111.3	4.3	0
Jackets		2337-415	12/82	110.1	110.9	110.9	1.5	0
Separate tailored suit-type jackets, including uniform		2337-42	12/82	101.3	101.4	101.4	-.6	0
Woven		2337-422	12/82	102.3	102.5	102.5	.5	0
Nontailored outer jackets, excluding ski		2337-42201	12/82	87.4	87.7	87.7	1.0	0
Contract work on women's, misses' and juniors' suits and coats		2337-428	12/82	94.1	94.1	(³)	(³)	(³)
Contract work on women's, misses' and juniors' suits and coats		2337-9	12/82	114.9	115.5	114.1	1.8	-1.2
Contract work on women's, misses' and juniors' suits and coats		2337-911	12/82	114.9	115.5	114.1	1.8	-1.2
Secondary products and miscellaneous receipts								
Miscellaneous receipts		2337-SM						
Resales		2337-M	06/86	100.3	(³)	(³)	(³)	(³)
Secondary products		2337-289	06/86	100.3	(³)	(³)	(³)	(³)
Women's, misses' and juniors' blouses, waists and shirts		2337-S	12/82	101.0	100.9	100.9	3.9	0
Other secondary products		2331-S	12/82	113.5	112.7	112.7	5.9	0
Women's, misses' and juniors' outerwear, n.e.c.		2337-SSS	06/86	102.8	104.9	104.8	4.8	-.1
2339-S			12/82	92.0	91.6	91.6	3.5	0
Women's, misses', and juniors' outerwear, n.e.c.								
2339			06/83	99.1	100.1	100.3	2.3	.2
Primary products								
Non-commission women's, misses', and juniors' outerwear, n.e.c.		2339-P	06/83	100.0	100.7	100.9	1.9	.2
Washable service apparel		2339-A	06/86	102.0	102.3	102.6	1.9	.3
Nurses', maids', waitresses', and similar uniforms		2339-2	06/86	100.4	100.4	100.4	.4	0
Bathing suits		2339-213	06/86	100.4	100.4	100.4	.4	0
Slacks		2339-4	12/83	107.6	113.3	112.6	6.6	-.6
Jean-cut casual slacks		2339-5	06/83	93.2	93.2	93.6	-1.2	.4
All cotton and chiefly cotton		2339-541	06/83	95.0	95.3	95.7	-7.1	.4
Other slacks		2339-54101	06/83	95.0	95.3	95.7	-7.1	.4
Knit fabric		2339-565	06/83	92.4	92.4	92.7	1.5	.3
Fabric other than all cotton and chiefly cotton		2339-5651	06/83	103.4	103.4	103.4	2.4	0
Woven fabric		2339-56512	06/83	103.9	103.9	103.9	2.9	0
All cotton and chiefly cotton		2339-5652	06/83	83.8	83.8	84.5	.8	.8
Fabric other than all cotton and chiefly cotton		2339-56521	08/86	99.0	99.0	(³)	(³)	(³)
Other outerwear, n.e.c.		2339-56522	06/83	80.8	(³)	(³)	(³)	(³)
Play garments and dungarees		2339-7	06/83	114.7	113.0	113.9	9.5	.8
Playshorts, pedal pushers, bermudas, and jamaicas		2339-71	08/83	110.9	109.9	112.2	8.7	2.1
Other play garments, including playsuits, beachtops, and halters ...		2339-716	06/84	109.8	109.8	109.8	12.8	0
Contract and commission work on women's, misses', and juniors' outerwear, n.e.c.		2339-719	10/83	117.8	(³)	125.3	0	(³)
Contract and commission work on women's, misses', and juniors' outerwear, n.e.c.		2339-9	06/83	103.1	105.2	104.8	1.6	-.4
Contract and commission work on women's, misses', and juniors' outerwear, n.e.c.		2339-911	06/83	103.1	105.2	104.8	1.6	-.4
Secondary products and miscellaneous receipts								
Miscellaneous receipts		2339-SM						
Resales		2339-M	10/83	98.7	(³)	(³)	(³)	(³)
Secondary products		2339-289	10/83	98.7	(³)	(³)	(³)	(³)
Women's, misses', and juniors' blouses, waists, and shirts		2339-S	06/83	98.2	98.8	98.8	1.8	0
Women's, misses', and juniors' suits, skirts, and coats		2331-S	06/83	99.1	97.5	97.5	-.6	0
Other secondary products		2337-S	06/83	94.9	96.1	96.1	3.1	0
2339-SSS			06/83	99.4	103.5	103.7	5.4	.2
Women's, misses', children's, and infants' undergarments								
234			12/84	103.5	104.9	105.6	2.6	.7
Women's and children's underwear and nightwear								
2341			06/82	105.2	107.3	107.5	1.9	.2
Primary products								
Underwear		2341-P	06/82	107.0	108.5	108.7	1.5	.2
Women's underwear		2341-2	06/82	110.8	111.1	111.7	3.6	.5
Slips, half slips, and petticoats		2341-21	06/82	109.5	109.6	109.9	3.1	.3
Chiefly synthetic fibers		2341-211	06/82	105.9	105.9	106.7	4.3	.8
Knit		2341-2113	06/82	105.9	105.9	105.9	4.0	0
Panties		2341-21131	06/82	106.6	106.6	106.6	5.9	0
Chiefly synthetic fibers		2341-213	06/82	110.1	110.1	110.1	1.4	0
Other women's underwear		2341-21361	06/82	109.5	109.5	109.5	.9	0
Girls', children's and infants' underwear		2341-214	06/82	129.6	131.1	129.1	9.1	-1.5
Panties		2341-22	06/82	116.1	117.4	119.5	6.0	1.8
2341-223			06/82	110.0	111.2	111.5	1.7	.3

See footnotes at end of table.

Table 5. Producer price indexes for the net output of selected industries and their products—Continued

Industry and product ¹	Industry code	Product code	Index base	Index			Unadjusted percent change to Sep. 1987 from —	
				May 1987 ²	Aug. 1987 ²	Sep. 1987 ²	Sep. 1986	Aug. 1987
Women's and children's underwear and nightwear—Continued								
Nightwear		2341-3	06/82	102.7	105.5	105.4	0.2	-0.1
Women's nightwear		2341-31	06/82	102.1	105.4	105.4	-1.0	0
Nightgowns		2341-315	06/82	99.3	104.8	104.8	-2.6	0
Chiefly synthetic fibers		2341-3153	06/82	102.6	108.3	108.3	-2.6	0
Knit		2341-31531	06/82	105.3	105.3	105.3	.8	0
Woven		2341-31532	06/82	99.4	([?])	([?])	([?])	([?])
Girls', children's and infants' nightwear		2341-32	06/82	104.8	105.9	105.5	4.7	-4
Pajamas		2341-326	06/82	100.9	102.0	101.9	6.8	-1
Secondary products and miscellaneous receipts		2341-SM						
Secondary products		2341-S	06/82	94.2	99.6	99.6	4.5	0
Brassieres and allied garments								
	2342		06/82	119.8	120.3	122.8	5.0	2.1
Primary products		2342-P	06/82	120.8	121.3	124.4	5.6	2.6
Brassieres		2342-1	06/82	118.3	119.0	121.6	5.5	2.2
Bandeau		2342-14	06/82	118.4	119.2	121.9	5.6	2.3
Regular strap		2342-141	06/82	116.6	117.6	121.5	3.2	3.3
Soft cup		2342-14112	06/82	104.1	105.9	106.4	-2	.5
Contour lined cup		2342-14113	06/82	137.2	137.4	148.2	8.0	7.9
Underwire		2342-14114	06/82	115.0	115.0	117.3	2.4	2.0
Other, including padded		2342-14119	06/82	102.0	105.4	103.7	-1.0	-1.6
Strapless, convertible or other bandeau bras		2342-143	06/82	122.8	126.1	126.3	4.8	.2
Other bras, including long line		2342-15	06/82	113.5	112.7	112.8	2.8	.1
Girdles, corsets, combinations and accessories		2342-2	06/82	129.2	129.2	133.7	6.4	3.5
Girdles without opening		2342-221	06/82	108.7	108.7	108.8	1.5	.1
Girdles with opening		2342-231	06/82	137.3	([?])	([?])	([?])	([?])
Corsets, combinations, and accessories		2342-241	06/82	108.2	108.2	108.2	1.7	0
Contract work on brassieres and allied garments		2342-9	06/82	103.0	([?])	([?])	([?])	([?])
Contract work on brassieres and allied garments		2342-911	06/82	103.0	([?])	([?])	([?])	([?])
Secondary products and miscellaneous receipts		2342-SM						
Secondary products		2342-S	06/82	110.7	110.7	110.7	1.1	0
Hats, caps, and millinery								
	235		06/85	102.4	102.3	102.3	.2	0
Millinery								
	2351		06/85	99.7	99.4	99.4	-3	0
Primary products		2351-P	06/85	99.7	99.4	99.4	-3	0
Fur felt and wool felt		2351-112	06/85	99.2	98.1	98.2	-1.0	.1
Straw		2351-151	06/85	100.0	([?])	([?])	([?])	([?])
Hats and caps, except millinery								
	2352		06/85	103.2	103.1	103.1	.4	0
Primary products		2352-P	06/85	103.2	103.1	103.1	.3	0
Hats and hat bodies, except cloth and millinery		2352-1	06/85	105.0	104.7	104.7	.9	0
Finished straw hats, except harvest hats, men's and boys'		2352-115	06/85	104.1	102.9	102.9	3.3	0
Wool felt finished hats		2352-141	06/85	99.8	99.8	99.8	0	0
Fur felt finished hats		2352-183	06/85	112.3	([?])	112.3	.2	([?])
Cloth hats and caps		2352-2	06/85	102.4	102.4	102.4	0	0
Men's and boys' woven cloth hats, except uniform		2352-212	06/85	108.2	109.4	109.4	3.3	0
Men's and boys' woven cloth caps, except uniform		2352-215	06/85	100.3	100.3	100.3	-9	0
All other hats and caps, inc. harvest hats, women's uniform hats and caps, etc.		2352-298	06/85	102.3	101.3	101.4	1.0	.1
Secondary products and miscellaneous receipts		2352-SM						
Secondary products		2352-S	06/85	103.1	103.1	103.1	.7	0
Girls', children's, and infants' outerwear								
	236		12/84	101.9	101.9	102.0	2.1	.1
Girls', children's, & infants' dresses, blouses & shirts								
	2361		12/84	103.9	103.9	103.9	4.2	0
Primary products		2361-P	12/84	104.0	104.0	104.0	3.2	0
Dresses, blouses, & shirts, except knit sport shirts & sweatshirts		2361-1	12/84	105.5	105.5	105.5	2.3	0
Dresses		2361-12	12/84	105.5	105.5	105.5	2.6	0
Girls' dresses		2361-121	12/84	107.7	([?])	107.7	4.4	([?])
All or chiefly manmade fiber fabric		2361-12126	12/84	107.9	([?])	107.9	4.6	([?])
Children's dresses		2361-123	12/84	103.7	([?])	([?])	([?])	([?])
All or chiefly manmade fiber fabric		2361-12335	12/84	103.7	([?])	([?])	([?])	([?])
Infants' dresses		2361-125	12/84	102.8	102.8	102.8	2.8	0
Other fabric		2361-12569	12/84	102.8	102.8	102.8	2.8	0
Blouses & shirts, except knit sport shirts & sweatshirts		2361-13	12/84	105.5	105.5	105.5	1.6	0
Knit sport shirts & sweatshirts		2361-2	12/84	99.6	99.6	99.6	7.6	0
Knit sport shirts		2361-21	12/84	99.6	99.6	99.6	7.6	0
Girls' knit sport shirts		2361-213	12/84	103.1	103.1	103.1	3.5	0
All or chiefly manmade fiber fabric		2361-21333	12/84	103.1	103.1	103.1	3.5	0
Children's knit sport shirts		2361-215	12/84	97.9	97.9	97.9	13.0	0
All or chiefly manmade fiber fabric		2361-21543	12/84	97.9	97.9	97.9	13.0	0
Infants' knit sport shirts		2361-217	12/84	100.8	([?])	([?])	([?])	([?])
All or chiefly manmade fiber fabric		2361-21753	12/84	100.8	([?])	([?])	([?])	([?])
Contract work on dresses, blouses & shirts		2361-9						
Contract work on dresses, blouses & shirts		2361-913	12/84	103.7	103.7	103.7	2.0	0
Secondary products and miscellaneous receipts		2361-SM						
Secondary products		2361-S	12/84	99.9	99.9	99.9	4.6	0
Girls', children's, & infants' coats & suits								
	2363		12/84	100.1	100.1	100.1	-3	0

See footnotes at end of table.

Table 5. Producer price indexes for the net output of selected industries and their products—Continued

Industry and product ¹	Industry code	Product code	Index base	Index			Unadjusted percent change to Sep. 1987 from —	
				May 1987 ²	Aug. 1987 ²	Sep. 1987 ²	Sep. 1986	Aug. 1987
Girls', children's, & infants' coats & suits—Continued								
Primary products		2363-P	12/84	100.5	100.5	100.5	-0.3	0
Coats, snowsuits, coat-and-legging sets, suits & jackets		2363-1	12/84	100.1	100.1	100.1	-.3	0
Coat-and-legging, coat-and-snowpant sets, ski & snowsuits		2363-142	12/84	(?)	(?)	(?)	(?)	(?)
Contract work on children's coats & suits		2363-9						
Girls', children's, & infants' outerwear, n.e.c.	2369		12/84	99.9	99.8	100.1	.4	.3
Primary products		2369-P	12/84	101.6	101.6	101.9	.5	.3
Outerwear, n.e.c., except contract work		2369-1	12/84	101.0	101.0	101.4	.6	.4
Play garments		2369-14	12/84	100.6	100.6	101.0	.8	.4
Girls' play garments		2369-142	12/84	100.6	100.6	100.6	-.1	0
Other girls' play garments: shorts, halter tops, etc.		2369-1425	12/84	100.3	(?)	(?)	(?)	(?)
Children's play garments		2369-145	12/84	100.0	100.0	100.0	.3	0
Slacks and shorts		2369-1456	12/84	105.3	105.3	105.3	1.5	0
Infants' play garments: creepers, rompers, etc.		2369-146	12/84	101.2	101.2	102.5	2.3	1.3
Other outerwear: skirts, swimsuits, headwear, neckwear, buntings, robes, etc.		2369-19	12/84	105.9	105.9	105.9	-1.3	0
Skirts		2369-193	12/84	100.5	100.5	(?)	(?)	(?)
Contract work on children's outerwear, n.e.c.		2369-9	12/84	105.8	105.8	105.8	0	0
Contract work on children's outerwear, n.e.c.		2369-911	12/84	105.8	105.8	105.8	0	0
Secondary products and miscellaneous receipts		2369-SM						
Secondary products		2369-S	12/84	94.6	93.7	94.0	-.4	.3
Children's dresses, blouses and shirts		2361-S	12/84	101.1	101.1	101.1	-.1	0
Other secondary products		2369-SSS	12/84	88.8	87.3	87.7	-.8	.5
Fur goods	2371		12/83	119.8	125.6	125.7	23.5	.1
Primary products		2371-P	12/83	120.6	126.9	126.9	23.9	0
Fur products		2371-1	12/83	120.6	126.9	126.9	23.9	0
Mink		2371-111	12/83	116.7	122.2	122.3	19.9	.1
Fox		2371-113	12/83	112.9	112.9	112.9	7.6	0
Miscellaneous apparel and accessories	238		06/85	102.8	103.2	103.7	3.1	.5
Fabric dress and work gloves	2381		06/85	100.4	100.7	102.0	1.7	1.3
Primary products		2381-P	06/85	100.2	100.4	102.0	1.9	1.6
Work gloves and mittens		2381-2	06/85	100.2	100.4	102.0	1.9	1.6
All fabric		2381-211	06/85	100.6	100.7	102.1	1.5	1.4
Single canton flannel		2381-21122	06/85	100.0	100.0	100.1	.7	.1
Double canton flannel		2381-21124	06/85	99.0	99.0	99.4	-.1	.4
Fleeced cotton jersey		2381-21132	06/85	102.0	102.0	102.0	-.4	0
Leather or plastic and fabric combinations		2381-251	06/85	97.6	98.8	101.1	3.9	2.3
Secondary products and miscellaneous receipts		2381-SM						
Secondary products		2381-S	06/85	106.4	108.8	109.1	5.8	.3
Robes and dressing gowns, except children's	2384		06/85	102.0	102.0	102.0	.9	0
Primary products		2384-P	06/85	101.6	101.6	101.7	1.1	.1
Women's, misses' and juniors' robes and dressing gowns		2384-2	06/85	101.7	101.7	101.7	1.0	0
All other fabrics		2384-203	06/85	101.8	101.8	101.8	1.5	0
Secondary products and miscellaneous receipts		2384-SM						
Miscellaneous receipts		2384-M	06/85	102.0	102.0	102.0	0	0
Secondary products		2384-S	06/85	104.6	104.6	104.6	.9	0
Waterproof outer garments	2385		06/85	101.2	101.2	104.3	3.2	3.1
Primary products		2385-P	06/85	101.2	101.2	104.7	3.4	3.5
Raincoats and raincapas		2385-141	06/85	101.3	101.3	105.2	3.7	3.8
Men's and boys'		2385-14111	06/85	102.2	102.2	102.7	1.6	.5
Other waterproof outer garments		2385-198	06/85	104.2	104.2	104.2	-.1	0
Secondary products and miscellaneous receipts		2385-SM						
Secondary products		2385-S	06/85	101.3	101.3	101.3	.5	0
Leather and sheep lined clothing	2386		12/85	109.5	110.8	110.2	6.8	-.5
Primary products		2386-P	12/85	109.2	110.7	110.0	6.4	-.6
Leather coats and jackets		2386-1A	12/85	109.6	111.3	110.6	6.7	-.6
Men's and boys'		2386-101	12/85	109.2	112.5	111.1	10.3	-1.2
Women's, misses', and juniors'		2386-102	12/85	110.1	110.1	110.1	3.1	0
All other leather and sheep lined clothing		2386-1B	12/85	100.3	(?)	(?)	(?)	(?)
Apparel belts	2387		06/85	101.4	101.8	101.3	4.1	-.5
Primary products		2387-P	06/85	101.4	101.9	101.4	5.1	-.5
Leather belts		2387-1	06/85	101.7	102.4	101.9	7.7	-.5
Women's and children's made for sale separately		2387-115	06/85	101.3	(?)	101.3	0	(?)
Men's and boys'		2387-151	06/85	105.6	106.5	105.9	8.4	-.6
Belts other than leather		2387-2	06/85	100.8	100.8	100.3	-.2	-.5
Women's and children's made for sale to apparel firms		2387-213	06/85	(?)	98.4	(?)	(?)	(?)
Women's and children's made for sale separately		2387-215	06/85	101.0	101.0	101.0	2.6	0
Men's and boys'		2387-251	06/85	104.4	104.4	102.6	-3.9	-1.7
Secondary products and miscellaneous receipts		2387-SM						
Secondary products		2387-S	06/85	101.5	101.0	100.9	-.6	-.1
Apparel and accessories, n.e.c.	2389		12/85	102.6	103.1	102.6	2.1	-.5

See footnotes at end of table.

Table 5. Producer price indexes for the net output of selected industries and their products—Continued

Industry and product ¹	Industry code	Product code	Index base	Index			Unadjusted percent change to Sep. 1987 from —	
				May 1987 ²	Aug. 1987 ²	Sep. 1987 ²	Sep. 1986	Aug. 1987
Apparel and accessories, n.e.c.—Continued								
Primary products		2389-P	12/85	102.2	102.4	101.9	1.3	-0.5
Burial garments		2389-181	12/85	105.2	105.2	105.2	3.3	0
Academic caps and gowns and costumes, including theatrical		2389-191	12/85	101.7	101.9	101.9	1.2	.0
Secondary products and miscellaneous receipts		2389-SM						
Miscellaneous receipts		2389-M	12/85	105.6	105.6	105.6	5.6	0
Secondary products		2389-S	12/85	102.3	106.0	104.9	4.9	-1.0
Miscellaneous fabricated textile products	239		12/84	102.4	102.8	102.9	.3	.1
Curtains and draperies								
Primary products	2391		06/84	103.5	104.7	104.3	1.5	-4
Curtains, except lace		2391-P	06/84	102.8	103.8	103.5	1.3	-3
Wholly or chiefly cotton fabrics		2391-2	06/84	102.5	103.7	103.8	3.1	.1
Wholly or chiefly manmade fiber fabrics, plastics, and other materials		2391-211	06/84	99.9	99.9	99.9	0	0
Chiefly polyester fabrics		2391-222	06/84	103.1	104.5	104.7	3.8	.2
Chiefly polyester fabrics		2391-22273	06/84	103.1	104.5	104.7	3.8	.2
Draperies		2391-4	06/84	103.0	103.9	103.3	.3	-6
Wholly or chiefly cotton fabrics		2391-411	06/84	103.5	105.4	105.4	1.5	0
Wholly or chiefly manmade fiber fabrics, plastics, and other materials		2391-444	06/84	102.8	103.3	102.4	-3	-9
Chiefly rayon and acetate fabrics		2391-44471	06/84	101.1	101.4	99.3	-2.3	-2.1
Chiefly polyester fabrics		2391-44473	06/84	104.2	105.0	104.9	1.1	-1
Other materials, including plastics		2391-44474	12/84	102.0	(³)	(³)	(³)	(³)
Miscellaneous receipts		2391-M	06/84	110.4	112.5	111.6	2.6	-8
Contract work and other miscellaneous receipts		2391-XY9	06/84	110.8	113.3	112.5	1.8	-7
Resales		2391-Z89	07/84	106.7	(³)	106.6	4.2	(³)
Secondary products		2391-S	06/84	104.1	105.8	105.8	2.5	0
Housefurnishings n.e.c.								
Primary products	2392	2392-P	06/83	102.0	101.8	102.0	1.0	.2
Housefurnishings, except bedspreads/sets & woven: sheets, pillowcases, towels, washcloths		2392-1	06/83	102.5	101.8	101.8	.4	0
Comforters and wadded quilts		2392-123	06/83	99.9	100.7	100.7	1.5	0
Quilted products, except comforters & wadded quilts		2392-133	06/83	101.6	102.4	(³)	(³)	(³)
Mattress protectors		2392-13331	06/83	101.0	101.8	(³)	(³)	(³)
Tablecloths, other than plastic or plastic coated or laminated		2392-144	06/83	99.1	96.3	96.3	-3.7	0
Napkins, excluding paper		2392-145	06/83	99.4	95.5	95.5	-5.2	0
Bed pillows		2392-151	06/83	99.5	99.5	99.5	-8	0
Other materials		2392-15153	06/83	99.1	99.1	99.1	-1.2	0
Fancy pillows and cushions		2392-155	06/83	105.8	107.5	107.7	2.8	.2
Foam		2392-15557	06/83	104.2	102.6	103.3	-2.7	.7
Other materials		2392-15559	06/83	106.4	109.2	109.2	4.7	0
Mops and dusters		2392-177	06/83	106.7	106.7	106.7	-4	0
Dry mops and dusters, excluding dusting cloths		2392-17771	06/83	108.1	108.1	108.1	-1.0	0
Wet mops, except sponge		2392-17773	06/83	108.1	(³)	108.1	0	(³)
Other housefurnishings, except bedspreads/sets & woven: sheets, pillowcases, etc.		2392-198	06/83	106.8	107.3	107.3	3.6	0
Bedspreads and bedsets		2392-6	06/83	102.2	103.0	102.4	1.4	-6
Quilted bedspreads and bedsets		2392-622	06/83	103.4	103.7	103.7	4.2	0
Other fibers		2392-62239	06/83	105.0	105.3	105.3	4.2	0
Towels and washcloths from woven fabric		2392-9	06/83	91.1	91.3	91.9	1.3	.7
Terry woven towels, sheared and non-sheared		2392-922	06/83	96.4	96.6	97.2	1.3	.6
Other terry woven towels		2392-92217	06/83	106.3	101.5	(³)	(³)	(³)
Secondary products and miscellaneous receipts		2392-SM						
Miscellaneous receipts		2392-M	06/83	101.0	99.0	102.7	1.3	3.7
Resales		2392-Z89	06/83	99.3	95.7	102.2	2.3	6.8
Secondary products		2392-S	06/83	108.9	109.7	109.6	3.8	-1
Other secondary products		2392-SSS	06/83	104.2	105.3	105.2	2.8	-1
Textile bags								
Primary products	2393	2393-P	12/85	98.9	100.1	101.7	4.2	1.6
Vegetable fiber bags		2393-1	12/85	99.0	99.1	101.2	4.3	2.1
Cotton, including cotton canvas and open mesh cotton		2393-121	12/85	97.4	97.6	100.5	5.9	3.0
Burlap		2393-131	12/85	104.3	104.9	115.7	14.8	10.3
Other textile bags		2393-2	12/85	93.8	93.8	92.8	1.0	-1.1
Wholly or chiefly manmade fiber fabrics		2393-241	12/85	101.1	101.2	102.1	2.3	.9
Secondary products and miscellaneous receipts		2393-SM						
Secondary products		2393-S	12/85	100.8	100.8	101.7	2.4	.9
Secondary products		2393-S	12/85	97.3	98.5	98.8	-1	.3
Canvas and related products								
Primary products	2394	2394-P	12/85	102.4	103.5	103.9	2.7	.4
Awnings		2394-211	12/85	102.5	103.2	103.7	2.4	.5
Tents		2394-3	12/85	108.0	105.2	105.2	2.0	0
Camping tents		2394-344	12/85	100.8	102.7	102.4	2.3	-3
Other tents		2394-366	12/85	100.4	103.8	105.8	5.8	1.9
Commercial and other tents		2394-36637	12/85	101.3	101.3	97.8	-2.5	-3.5
Tarpaulins and other covers		2394-5	12/85	102.9	102.9	99.3	-1.4	-3.5
Flat		2394-533	12/85	102.1	103.1	104.4	4.1	1.3
Fitted		2394-555	12/85	101.7	103.5	103.5	3.5	0
			12/85	102.6	102.6	105.5	4.9	2.8

See footnotes at end of table.

Table 5. Producer price indexes for the net output of selected industries and their products—Continued

Industry and product ¹	Industry code	Product code	Index base	Index			Unadjusted percent change to Sep. 1987 from —	
				May 1987 ²	Aug. 1987 ²	Sep. 1987 ²	Sep. 1986	Aug. 1987
Canvas and related products—Continued								
Other products		2394-8	12/85	103.0	103.0	104.4	0.7	1.4
Sails		2394-877	12/85	114.9	114.9	114.9	5.1	0
Other products, including shades, air cushions, fuel containers, etc.		2394-898	12/85	95.2	95.2	97.5	-2.5	2.4
Secondary products and miscellaneous receipts		2394-SM						
Secondary products		2394-S	12/85	103.4	114.5	114.1	11.8	-3
Pleating, Stitching, and Tucking	2395		12/85	103.4	103.5	103.5	2.8	0
Primary products		2395-P	12/85	103.4	103.5	103.4	3.0	-1
Embroideries, stamped art goods, other needlework, printing on purchased fabric		2395-1	12/85	103.6	103.6	103.6	3.2	0
Embroideries, including embroidered art needlework		2395-112	12/85	104.5	104.5	104.5	3.4	0
Stamped art goods for embroidering needlework, punching, etc. and other needlework		2395-131	12/85	99.6	99.8	99.6	3.4	-2
Printing on purchased fabricated textile products, including silk screen		2395-141	12/85	104.6	104.6	104.6	2.5	0
Commission embroidering, printing, tucking, pleating, etc. for the trade		2395-9	12/85	102.0	102.9	102.3	1.5	-6
Embroidering (exc. Schiffli) on materials owned by others		2395-911	12/85	100.0	(³)	(³)	(³)	(³)
Contract tucking, pleating, hemstitching, etc.		2395-931	12/85	103.0	104.4	103.7	1.9	-7
Contract printing for the trade		2395-941	12/85	102.4	102.4	(³)	(³)	(³)
Secondary products and miscellaneous receipts		2395-SM						
Secondary products		2395-S	12/85	114.0	114.0	114.0	3.3	0
Automotive trimmings, apparel findings, and related products	2396		12/83	102.0	102.4	102.6	-3.6	.2
Primary products		2396-P	12/83	101.7	102.0	102.2	-3.8	.2
Men's and boys' suit and coat findings, and hat and cap trimmings		2396-1	12/83	103.7	105.2	105.8	1.1	.6
Men's and boys' coat, suit, and trouser findings		2396-111	12/83	105.0	106.6	107.3	1.3	.7
Automotive trimmings		2396-2	12/83	101.3	101.5	101.6	-4.6	.1
Other trimmings and findings		2396-3	12/83	104.1	104.1	106.0	1.7	1.8
Women's and children's apparel trimmings and findings		2396-311	12/83	103.9	103.9	106.7	1.8	2.7
Bias bindings, except fused or sealed edge		2396-333	12/83	110.3	110.3	113.9	3.6	3.3
Secondary products and miscellaneous receipts		2396-SM						
Miscellaneous receipts		2396-M	12/83	106.6	109.1	109.1	2.3	0
Contract work and other miscellaneous receipts		2396-XY9	12/83	101.4	101.4	101.4	0	0
Secondary products		2396-S	12/83	115.2	116.5	117.3	.1	.7
Schiffli machine embroideries	2397		06/85	103.0	104.6	104.5	4.0	-1
Primary products		2397-P	06/85	103.0	104.6	104.5	4.1	-1
Eyelet		2397-113	06/85	99.5	(³)	99.5	0	(³)
Novelties		2397-115	06/85	105.8	108.6	108.4	7.2	-2
Secondary products and miscellaneous receipts		2397-SM						
Miscellaneous receipts		2397-M	06/85	100.5	102.0	101.9	2.0	-1
Contract work and other miscellaneous receipts		2397-XY9	06/85	100.5	102.0	101.9	2.0	-1
Secondary products		2397-S	06/85	106.5	108.1	108.1	5.9	0
Fabricated textile products, n.e.c.	2399		12/85	100.5	101.1	101.1	1.2	0
Primary products		2399-P	12/85	100.8	101.4	101.5	1.4	.1
Automobile seat covers		2399-115	12/85	101.8	106.9	106.1	5.7	-7
Seat or safety belts, including shoulder harnesses, except leather		2399-125	12/85	101.3	101.8	101.9	.5	.1
Flags, banners, and similar emblems		2399-141	12/85	102.3	102.3	102.3	1.1	0
All other fabricated textile products, n.e.c.		2399-198	12/85	99.5	100.2	100.2	2.5	0
Secondary products and miscellaneous receipts		2399-SM						
Miscellaneous receipts		2399-M	12/85	94.3	94.3	94.3	0	0
Contract work and other miscellaneous receipts		2399-XY9	12/85	94.3	94.3	94.3	0	0
Secondary products		2399-S	12/85	101.3	101.3	101.3	-3	0
Lumber and wood products, except furniture	24		12/84	104.3	106.2	107.9	5.3	1.6
Logging camps and logging contractors	2411		12/81	96.4	98.5	104.5	12.2	6.1
Primary products		2411-P	12/81	95.3	97.3	104.1	13.8	7.0
Softwood logs, bolts, and timber		2411-1	12/81	92.7	95.5	107.5	22.3	12.6
Douglas fir		2411-117	12/81	89.8	90.6	99.4	20.9	9.7
Sawlogs and bolts		2411-11744	12/81	89.0	89.9	98.7	22.3	9.8
Softwood, except Douglas fir		2411-13	12/81	94.5	98.7	112.7	23.2	14.2
Southern yellow pine		2411-131	12/81	63.4	63.6	63.8	.6	.3
Ponderosa pine		2411-132	06/82	140.0	(³)	148.1	(³)	(³)
Spruce		2411-133	12/81	127.5	129.9	130.1	13.9	.2
Hemlock		2411-135	12/81	87.6	95.3	124.8	52.8	31.0
Western red cedar		2411-136	12/81	129.0	127.9	172.8	32.2	35.1
Other softwood log species, n.e.c.		2411-137	12/81	98.4	100.9	100.6	3.1	-3
Hardwood logs, bolts, and timber		2411-2	12/81	103.8	104.0	104.0	1.1	0
Oak		2411-217	11/82	(³)	(³)	(³)	(³)	(³)
Other hardwood log species, n.e.c.		2411-221	12/81	100.1	100.4	100.4	.4	0
Pulpwood		2411-3	12/81	87.8	87.9	87.5	.6	-5
Softwood		2411-31115	12/81	82.6	82.5	82.1	.4	-5
Hardwood		2411-32227	12/81	101.2	101.8	101.7	1.5	-1
Other roundwood products		2411-4	06/82	77.6	77.3	78.2	1.4	1.2
Wood poles, piles, and posts, 15 ft. and over in length		2411-413	06/86	100.0	(³)	(³)	(³)	(³)
Other roundwood products, n.e.c.		2411-429	06/82	77.3	77.5	78.5	2.9	1.3

See footnotes at end of table.

Table 5. Producer price indexes for the net output of selected industries and their products—Continued

Industry and product ¹	Industry code	Product code	Index base	Index			Unadjusted percent change to Sep. 1987 from —	
				May 1987 ²	Aug. 1987 ²	Sep. 1987 ²	Sep. 1986	Aug. 1987
Logging camps and logging contractors—Continued								
Contract logging		2411-9	12/81	106.4	107.1	103.6	0.3	-3.3
Contract logging		2411-911	12/81	106.4	107.1	103.6	.3	-3.3
Secondary products and miscellaneous receipts		2411-SM						
Secondary products		2411-S	12/81	114.9	129.9	139.5	19.0	7.4
Sawmills and planing mills	242		12/84	105.6	108.6	110.9	8.2	2.1
Sawmills and planing mills	2421		12/80	103.0	106.1	108.6	8.5	2.4
Primary products		2421-P	12/80	103.6	107.0	109.6	9.5	2.4
Hardwood lumber rough and dressed except siding		2421-1	12/80	132.0	133.9	135.8	9.6	1.4
Hardwood rough lumber		2421-12	12/80	130.1	132.1	134.1	10.6	1.5
Oak		2421-121	12/80	154.4	156.5	158.7	15.7	1.4
Red, no. 1 common		2421-12111	12/80	172.9	173.0	175.9	18.7	1.7
White		2421-12112	12/80	130.3	135.3	136.0	16.2	.5
Other Oak		2421-12119	12/80	142.0	144.5	147.6	6.4	2.1
Poplar		2421-122	12/80	120.7	119.5	119.9	.3	.3
No. 1 common		2421-12211	12/80	112.4	110.0	111.0	.7	.9
No. 2b common		2421-12212	05/82	126.7	125.4	125.4	(³)	0
Other Poplar		2421-12219	12/80	110.3	112.4	112.4	4.3	0
Hardwood other than Oak and Poplar		2421-129	12/80	109.0	111.3	113.6	7.1	2.1
Gum		2421-1291	12/80	111.8	111.8	111.8	.4	0
Maple, Beech and Ash		2421-1295	12/86	106.7	110.7	114.3	(³)	3.3
Other hardwoods		2421-1299	12/80	101.6	103.1	104.9	3.2	1.7
Hardwood, dressed lumber, including ceiling, framing, and matched and shiplapped lumber		2421-13	12/80	140.9	142.9	143.2	3.7	.2
Oak		2421-131	08/85	132.0	135.7	136.2	7.8	.4
Other hardwood species		2421-139	12/80	122.6	122.7	122.9	.2	.2
Softwood lumber, rough and dressed, except siding		2421-2	12/80	101.6	106.0	109.6	11.6	3.4
Softwood lumber, rough and dressed, Eastern species, except siding		2421-3	12/80	108.2	114.4	115.0	13.6	.5
Rough softwood lumber, Eastern species		2421-31	12/80	101.2	102.4	102.9	5.2	.5
Boards - lumber less than 2 inches in nominal thickness		2421-311	12/80	90.1	90.1	89.2	-1.0	-1.0
Light framing lumber 2 inch nominal thickness only		2421-312	12/80	109.9	112.6	114.2	9.3	1.4
Lumber and timbers over 2 inches in nominal thickness		2421-313	12/80	99.2	99.2	99.2	3.8	0
Dressed softwood lumber, Eastern species		2421-32	12/80	111.2	119.5	120.2	17.0	.6
Boards - lumber less than 2 inches in nominal thickness		2421-321	12/80	110.1	113.1	113.8	3.7	.6
Southern Pine		2421-32111	12/80	109.7	112.9	113.6	3.7	.6
Finish, c and better		2421-32111	12/80	82.7	84.6	86.2	(³)	1.9
Boards, no. 2		2421-32113	12/80	125.7	130.1	131.0	10.5	.7
Other Southern Pine Boards		2421-32119	12/80	109.4	113.4	113.4	4.7	0
Light framing lumber 2 inch nominal thickness only		2421-322	12/80	113.7	125.3	126.2	25.7	.7
Southern Pine		2421-3221	12/80	109.7	121.7	121.9	25.5	.2
Dimension, no. 1		2421-32211	12/80	109.3	116.2	118.4	17.6	1.9
Dimension no. 2		2421-32212	12/80	114.6	130.6	130.9	31.7	.2
Other 2 inch Southern Pine lumber		2421-32219	12/80	101.2	108.2	107.9	17.3	-3
Lumber and timbers over 2 inch nominal thickness, Eastern species		2421-323	12/80	98.1	103.2	102.3	9.2	-9
Southern Pine		2421-32311	12/80	91.3	96.0	95.2	7.7	-8
Softwood lumber, rough and dressed, Western species		2421-4	12/80	98.5	102.1	106.9	10.7	4.7
Rough softwood lumber, Western species		2421-41	12/80	95.9	98.8	103.1	19.1	4.4
Boards - lumber less than 2 inches in nominal thickness		2421-411	12/80	117.2	114.0	117.1	18.5	2.7
Light framing lumber 2 inch nominal thickness only		2421-412	12/80	77.4	83.4	85.4	15.4	2.4
Lumber and timbers over 2 inches in nominal thickness		2421-413	12/80	103.1	108.2	117.8	24.9	8.9
Dressed softwood lumber, Western species		2421-42	12/80	99.8	103.7	108.7	7.5	4.8
Boards-lumber less than 2 inch nominal thickness		2421-421	12/80	103.5	103.6	106.3	5.0	2.6
Douglas Fir		2421-4211	12/80	85.2	85.5	89.0	(³)	4.1
Other boards		2421-42119	12/80	85.6	85.8	89.4	(³)	4.2
Ponderosa Pine		2421-4212	12/80	126.0	123.8	125.2	3.9	1.1
No. 3 boards		2421-42121	12/80	79.1	74.7	76.7	3.1	2.7
Other boards		2421-42129	12/80	143.7	143.4	144.7	3.9	.9
Redwood and Western Red Cedar		2421-4216	12/86	112.0	111.4	113.4	(³)	1.8
Other boards, Western dressed softwood		2421-4219	12/80	125.6	127.2	129.3	6.5	1.7
Lumber of 2 inches nominal thickness only		2421-422	12/80	97.5	103.2	109.4	7.9	6.0
Douglas Fir		2421-4221	12/80	93.7	100.1	110.0	7.1	9.9
Standard and better		2421-42214	12/80	102.2	110.1	123.2	(³)	11.9
Other 2 inch Douglas Fir lumber		2421-42219	12/80	102.0	109.0	116.8	21.4	7.2
Ponderosa Pine		2421-4222	12/80	99.2	105.9	107.9	11.9	1.9
White Fir		2421-4224	12/80	112.5	116.9	121.5	10.5	3.9
Standard and better		2421-42241	12/80	112.9	116.1	122.8	10.8	5.8
Other 2 inch White Fir lumber		2421-42249	12/80	111.9	118.5	119.0	9.8	.4
Western Hemlock		2421-4225	12/80	90.7	94.5	99.6	-5.6	5.4
Dimension, std. and btr.		2421-42251	12/80	87.4	94.4	101.1	(³)	7.1
Other 2 inch Western Hemlock lumber		2421-42259	12/80	95.1	94.5	97.4	-1.4	3.1
Redwood 2 inch lumber		2421-4226	12/80	91.0	93.8	91.5	-1.3	-2.5
Lodgepole, Sugar, and Western (Idaho) White Pine 2 inch lumber		2421-4228	12/80	95.2	96.1	99.4	(³)	3.4
Other Western softwood 2 inch lumber		2421-4229	12/80	105.0	110.5	113.7	12.4	2.9
Lumber and timbers, over 2 inch nominal thickness		2421-423	12/80	101.6	107.8	113.7	16.1	5.5
Douglas Fir		2421-4231	12/80	94.6	104.6	116.4	25.3	11.3
Other Western softwood timbers		2421-4239	12/80	107.2	110.0	110.6	8.9	.5

See footnotes at end of table.

Table 5. Producer price indexes for the net output of selected industries and their products—Continued

Industry and product ¹	Industry code	Product code	Index base	Index			Unadjusted percent change to Sep. 1987 from —	
				May 1987 ²	Aug. 1987 ²	Sep. 1987 ²	Sep. 1986	Aug. 1987
Sawmills and planing mills—Continued								
Wood chips		2421-5	12/80	86.5	86.9	87.1	1.8	0.2
Short tons		2421-577	12/80	98.1	98.9	98.9	1.7	0
Standard units		2421-578	12/80	70.4	70.5	70.9	1.3	.6
Softwood cut stock		2421-7	12/80	109.0	111.4	111.4	(³)	0
Other industrial cut stock		2421-751	12/80	106.0	108.3	108.3	9.0	0
Softwood flooring, siding and other sawmill and planing mill products		2421-8	12/80	111.1	111.1	111.8	5.0	.6
Softwood flooring		2421-811	12/80	108.5	113.1	112.4	(³)	-.6
Woodsiding		2421-813	12/80	118.3	117.5	119.4	17.8	1.6
Railway cross-ties and mine ties		2421-817	12/80	107.7	107.7	107.7	1.1	0
Other sawmill products		2421-897	12/80	107.1	106.9	106.4	-.1	-.5
Other planing mill products		2421-898	12/80	119.0	119.0	120.3	(³)	1.1
Contract or custom work		2421-9	12/80	117.7	117.7	119.1	(³)	1.2
Contract drying, planing, resawing or other manufacturing of lumber owned by others		2421-951	12/86	100.0	100.0	100.0	(³)	0
Secondary products and miscellaneous receipts		2421-SM					(³)	(³)
Miscellaneous receipts		2421-M	12/80	92.0	92.0	(³)	(³)	(³)
Secondary products		2421-S	12/80	99.6	99.8	101.1	3.4	1.3
Hardwood dimension and flooring								
Primary products	2426		06/84	103.5	104.3	104.8	4.9	.5
Hardwood flooring		2426-P	06/84	103.9	104.9	105.4	5.6	.5
Oak flooring 3/4", 1/2", 3/8" T & G and EM and 5/16" square edge strip		2426-1	06/84	101.0	103.1	103.7	5.9	.6
Oak specialty flooring, block, parquet, plank, oak faced, backed plywood and other oak		2426-111	06/84	(³)	(³)	(³)	(³)	(³)
Glued laminated truck trailer flooring and railroad car decking		2426-119	06/84	108.6	108.0	110.7	7.6	2.5
Other hardwood flooring		2426-141	06/84	89.0	92.4	92.4	9.0	0
Hardwood dim. stock, furn. parts, and vehicle stock, hardwood dim. incl. glu-lam, excl. plywood		2426-198	06/84	103.6	110.5	101.6	-6.2	-8.1
Kiln dried, rough or surfaced, dimension stock		2426-2	06/84	103.6	104.3	104.6	6.0	.3
Kiln dried, rough dimension stock		2426-223	06/84	98.2	99.2	99.9	5.0	.7
Kiln dried, surfaced dimension stock		2426-22311	06/84	98.2	98.2	98.8	.9	.6
Semifabricated dimension stock		2426-22313	06/84	98.2	99.3	100.0	5.4	.7
Completely fabricated ready for assembly, including furniture parts, except frames		2426-227	06/84	103.9	106.0	106.7	7.7	.7
Wood frames for household furniture		2426-229	06/84	106.8	106.8	106.8	4.8	0
Wood furniture frames for household furniture		2426-6	06/84	109.8	110.3	111.2	3.6	.8
Secondary products and miscellaneous receipts		2426-611	06/84	109.8	110.3	111.2	3.6	.8
Secondary products		2426-SM					(³)	(³)
Secondary products		2426-S	06/84	101.0	101.0	(³)	(³)	(³)
Special product sawmills, n.e.c.								
Primary products	2429		12/85	119.2	124.5	128.7	14.4	3.4
Red cedar shingles and shakes		2429-P	12/85	119.9	125.5	129.7	14.7	3.3
Shingles		2429-111	12/85	123.8	130.6	135.6	17.4	3.8
Shakes (handsplit and resawn, taper and straight split)		2429-11101	12/85	120.6	132.6	136.2	28.0	2.7
		2429-11103	12/85	125.6	129.9	135.5	13.5	4.3
Millwork, veneer, plywood, and structural wood members								
Millwork	243		12/84	104.1	106.7	108.4	5.4	1.6
Millwork								
Primary products	2431		06/83	110.7	111.3	111.9	4.7	.5
Wood window units		2431-P	06/83	111.0	111.1	111.6	4.4	.5
Double hung		2431-1	06/83	112.2	112.9	112.9	2.7	0
Awning		2431-133	06/83	116.9	118.0	118.0	2.9	0
Casement		2431-134	06/83	(³)	(³)	(³)	(³)	(³)
All other, including single hung and skylights		2431-137	06/83	112.6	112.7	112.7	2.6	0
Wood sash, incl. comb. screen and storm sash, but excl. window screens and window units		2431-145	06/83	97.0	98.1	98.1	3.3	0
Wood window and door frames and door frames shipped in door units ..		2431-2	06/83	112.2	115.2	115.2	4.4	0
Door frames		2431-3						
Wood doors, int. and ext., incl. those shipped with glazed sections and in door units		2431-315	06/83	104.4	101.4	103.4	2.5	2.0
Panel type, including french doors: douglas fir		2431-4	06/83	107.8	109.2	109.0	3.4	-.2
Panel type, including french doors: western pines		2431-411	06/83	115.3	119.3	119.3	4.7	0
Panel type, including french doors: other species		2431-413	06/83	111.5	112.2	109.1	-.2	-2.8
Flush type, hollow core: hardwood faces, including lauan, birch, oak, etc.		2431-419	06/83	116.6	116.8	116.8	9.3	0
Flush type, hollow core: hardboard faces		2431-433	06/83	102.1	102.9	103.6	2.0	.7
Flush type, hollow core: other faces		2431-435	06/83	109.0	109.0	(³)	(³)	(³)
Flush type, solid composition core: hardwood faces		2431-437	06/83	104.2	109.0	109.0	3.9	0
Flush type, solid core: softwood and other faces		2431-445	06/83	108.4	109.1	109.0	3.1	-.1
Other wood doors, including garage, screen, storm, combination, and louvre		2431-448	06/83	106.4	106.7	108.0	1.3	1.2
Garage doors, wood		2431-5	06/83	108.3	109.3	109.5	4.4	.2
Louvre doors, wood		2431-561	06/83	107.0	107.0	107.0	5.3	0
Bi-fold doors, wood		2431-581	06/83	116.6	121.5	(³)	(³)	(³)
Sliding patio doors, wood		2431-584	06/83	105.6	107.7	109.0	2.2	1.2
Other wood doors, including storm, cabinet, toilet, grain, etc.		2431-585	06/83	111.2	111.4	111.4	4.4	0
Wood moldings (standard) except prefinished moldings made from purchased moldings		2431-598	06/83	108.3	108.3	108.3	3.4	0
		2431-6	06/83	113.6	110.8	112.5	7.3	1.5

See footnotes at end of table.

Table 5. Producer price indexes for the net output of selected industries and their products—Continued

Industry and product ¹	Industry code	Product code	Index base	Index			Unadjusted percent change to Sep. 1987 from —	
				May 1987 ²	Aug. 1987 ²	Sep. 1987 ²	Sep. 1986	Aug. 1987
Millwork—Continued								
Pine		2431-621	06/83	113.3	109.5	111.8	7.5	2.1
Other softwood species		2431-631	06/83	108.9	(³)	108.4	8.4	(³)
Hardwood, including lauan		2431-651	06/83	118.7	122.0	120.5	6.1	-1.2
Other millwork products including window screens and architectural millwork		2431-8	06/83	118.5	119.4	119.9	5.2	.4
Hardwood stairwork, incl. treads, risers, balusters, brackets, crooks, newels, rails, etc.		2431-825	06/83	111.0	111.4	111.4	3.3	0
Exterior wood blinds, shutters and screens, with or without hardware ..		2431-831	06/83	104.5	109.4	109.4	5.2	0
Exterior millwork, including porch columns, porch rails, newels, trellises, and entrances		2431-835	08/83	117.0	(³)	(³)	(³)	(³)
Non-standard wood moldings, carvings, and ornaments for architectural or furniture decorations		2431-875	06/83	145.1	146.5	146.5	7.8	0
Other architectural millwork products including interior millwork		2431-898	06/83	124.1	124.4	125.5	5.6	.9
Secondary products and miscellaneous receipts		2431-SM						
Miscellaneous receipts		2431-M	06/83	107.8	114.0	116.8	9.4	2.5
Resales		2431-Z89	06/83	108.0	114.2	117.0	9.3	2.5
Secondary products		2431-S	06/83	109.8	111.8	111.3	4.2	-4
Other secondary products		2431-SSS	06/83	113.4	115.8	115.2	5.0	-5
Metal doors, sash, and trim		3442-S	06/83	98.8	99.5	99.5	1.6	0
Wood kitchen cabinets								
Primary products	2434	2434-P	06/84	106.9	109.1	109.3	3.5	.2
Wood kitchen cabinets and cabinetwork, stock line		2434-1	06/84	107.0	108.9	109.2	3.2	.3
Wood		2434-111	06/84	107.0	108.8	108.7	2.6	-1
Plastic laminated		2434-113	06/84	107.4	109.3	109.2	2.8	-1
Wood kitchen cabinets and cabinetwork, custom		2434-2	06/84	103.8	104.8	104.8	1.4	0
Wood		2434-212	06/84	107.8	109.3	110.3	4.0	.9
Plastic laminated		2434-214	06/84	108.9	108.9	110.3	3.5	1.3
Vanities and other cabinetwork		2434-214	06/84	104.5	110.7	110.3	5.9	-4
Stock line		2434-3	06/84	104.4	107.9	108.3	3.9	.4
Custom		2434-316	06/84	101.3	107.5	107.5	5.3	0
Secondary products and miscellaneous receipts		2434-318	06/84	108.3	108.3	109.3	2.3	.9
Secondary products		2434-SM						
Other secondary products		2434-S	06/84	105.5	111.1	110.1	6.7	-9
		2434-SSS	06/84	100.2	113.3	111.0	11.3	-2.0
Hardwood veneer and plywood								
Primary products	2435	2435-P	06/85	101.6	103.0	102.7	.4	-3
Hardwood plywood		2435-1	06/85	102.2	103.5	103.1	1.4	-4
Veneer core-type II, moisture resistant		2435-102	06/85	101.1	102.7	102.9	1.9	.2
Hardwood plywood type products		2435-3	06/85	100.6	102.3	102.6	1.8	.3
Hardwood veneer panels		2435-331	06/85	101.6	101.9	101.9	1.8	0
Hardwood veneer, not reinforced or backed		2435-331	06/85	108.4	110.2	110.2	9.9	0
Oak		2435-4	06/85	99.8	103.5	100.7	6.8	-2.7
Walnut		2435-419	06/85	105.7	105.7	107.6	9.2	1.8
Other hardwoods		2435-421	06/85	104.1	113.9	108.1	3.1	-5.1
Secondary products		2435-429	06/85	94.0	98.6	92.6	8.8	-6.1
		2435-S	06/85	98.8	100.3	100.3	-4.7	0
Softwood plywood								
Primary products	2436	2436-P	12/80	90.1	95.7	101.2	10.4	5.7
Specialty softwood plywood		2436-3	12/80	85.4	89.0	94.4	5.7	6.1
Softwood veneer		2436-4	12/80	109.0	113.7	118.0	14.7	3.8
Softwood plywood sheathing		2436-4	12/80	71.8	79.9	89.6	23.1	12.1
Western, inland and other non-southern softwood plywood sheathing ..		2436-5	12/80	84.4	87.9	93.1	.9	5.9
CDX		2436-511	12/80	83.7	90.3	97.6	5.3	8.1
Underlayment		2436-5111	12/80	78.1	84.5	92.0	3.4	8.9
Interior		2436-5112	12/80	84.6	94.9	98.9	(³)	4.2
All other sheathing		2436-5113	12/86	99.1	102.3	110.3	(³)	7.8
Interior		2436-51132	12/80	75.5	83.3	92.7	(³)	11.3
Southern softwood plywood sheathing		2436-522	12/80	85.4	86.6	90.2	-1.8	4.2
CDX		2436-52231	12/80	86.6	88.0	91.8	-1.4	4.3
Sheathing, interior		2436-52232	12/80	79.3	81.7	88.1	.7	7.8
Sanded softwood plywood		2436-6	12/80	91.3	92.8	97.1	11.6	4.6
Western, inland and other non-southern sanded softwood plywood		2436-611	12/80	90.6	92.5	97.3	12.5	5.2
A-C, exterior		2436-61121	12/80	90.2	90.3	95.6	14.2	5.9
Interior		2436-61122	12/80	87.9	87.9	92.2	13.0	4.9
Southern sanded softwood plywood		2436-622	12/80	97.0	94.7	93.3	(³)	-1.5
Interior		2436-62201	04/85	115.5	(³)	(³)	(³)	(³)
Secondary products		2436-S	12/80	111.5	(³)	139.1	43.4	(³)
Structural wood members, n.e.c.								
Primary products	2439	2439-P	06/81	105.7	109.6	109.5	2.6	-1
Glued laminated lumber		2439-131	06/81	104.6	108.9	108.9	2.9	0
Roof trusses		2439-151	06/81	89.8	96.6	96.6	3.9	0
Other fabricated structural wood products		2439-198	06/81	105.8	109.9	109.9	3.4	.0
Floor trusses		2439-19815	06/81	120.0	122.0	121.9	.1	-1
Other fabricated structural wood products, except floor trusses		2439-19825	06/81	121.3	122.9	122.9	-6	0
Wood containers	244		06/85	101.2	101.0	101.0	.4	0

See footnotes at end of table.

Table 5. Producer price indexes for the net output of selected industries and their products—Continued

Industry and product ¹	Industry code	Product code	Index base	Index			Unadjusted percent change to Sep. 1987 from —	
				May 1987 ²	Aug. 1987 ²	Sep. 1987 ²	Sep. 1986	Aug. 1987
Nailed wood boxes and shooks	2441		06/85	101.4	101.7	101.7	1.1	0
Primary products		2441-P	06/85	101.5	101.9	101.9	.9	0
Nailed or lock-corner wooden boxes		2441-1	06/85	101.7	101.7	101.7	.6	0
Made from lumber for industrial and other uses		2441-151	06/85	103.3	103.3	103.3	1.3	0
Made from veneer and plywood for fruits, vegetables, and industrial and other uses		2441-165	06/85	99.6	99.6	99.6	1.0	0
Wooden box and crate shooks		2441-2	06/85	101.3	102.0	102.0	1.1	0
Made from lumber for industrial and other uses		2441-215	06/85	99.4	101.0	101.0	2.7	0
Secondary products and miscellaneous receipts		2441-SM						
Secondary products		2441-S	06/85	98.5	98.6	98.6	1.0	0
Wood pallets and skids	2448		06/85	101.0	100.7	100.7	-.1	0
Primary products		2448-P	06/85	100.7	100.4	100.4	-.1	0
Pallets, wooden, flat		2448-162	06/85	100.8	100.2	100.2	-.5	0
Skids, wooden		2448-165	06/85	100.0	100.5	100.5	.7	0
Secondary products and miscellaneous receipts		2448-SM						
Secondary products		2448-S	06/85	102.4	102.4	102.4	0	0
Wood containers, n.e.c.	2449		12/85	101.4	101.4	101.7	1.7	.3
Primary products		2449-P	12/85	101.0	101.1	101.4	1.4	.3
Wirebound boxes made from lumber, veneer, and plywood		2449-1	12/85	101.0	101.1	101.6	1.7	.5
Made from lumber		2449-111	12/85	100.6	101.1	102.4	2.3	1.3
Made from veneer and plywood		2449-112	12/85	101.2	101.1	101.1	1.3	0
For fruits and vegetables		2449-11211	12/85	102.4	102.3	102.3	2.3	0
Veneer and plywood containers, except boxes and crates		2449-3	12/85	102.3	102.3	102.3	1.6	0
Containers incl. pails, drums, tubs, fruit and vegetable baskets, and hampers, etc.		2449-312	12/85	102.3	102.3	102.3	1.6	0
Slack and tight cooperage		2449-5	12/85	100.6	100.6	100.6	.7	0
Tight cooperage (hogsheads, barrels, & kegs for bourbon and other whiskey)		2449-513	12/85	99.6	99.6	99.6	-.4	0
New		2449-51311	12/85	99.6	99.6	99.6	-.4	0
Wood buildings and mobile homes	245		12/84	103.4	103.2	103.8	1.2	.6
Mobile homes	2451		06/81	108.4	108.1	109.1	1.4	.9
Primary products		2451-P	06/81	108.3	108.0	109.0	1.4	.9
Mobile homes, residential		2451-1	06/81	108.3	108.0	109.1	1.3	1.0
Single section		2451-13	06/81	107.1	106.2	107.4	.8	1.1
Width: 14' and over		2451-1344	06/81	115.6	114.6	116.0	1.1	1.2
Length: 59' and under		2451-13441	06/81	100.2	100.2	100.2	.5	0
Length: greater than 59' to 64'		2451-13442	06/81	116.3	111.3	111.6	-2.8	.3
Length: greater than 64' to 74'		2451-13444	06/81	117.2	116.8	118.7	1.4	1.6
Length: greater than 74'		2451-13445	06/81	(?)	116.4	117.7	3.4	1.1
Multi-section		2451-14	06/81	112.7	114.1	114.8	2.6	.6
Doublewide		2451-141	06/81	112.8	114.1	114.8	2.6	.6
24' single story doublewide		2451-1411	06/81	113.6	115.0	115.7	2.5	.6
Length: 49' and under		2451-14111	06/81	117.5	118.2	118.0	2.1	-.2
Length: greater than 49' to 59'		2451-14112	06/81	115.4	116.1	118.2	2.7	1.8
Length: greater than 59' to 69'		2451-14113	06/81	110.5	(?)	(?)	(?)	(?)
Other doublewide		2451-1412	04/87	(?)	101.3	101.6	(?)	.3
Prefabricated wood buildings and components	2452		12/84	105.3	105.3	105.2	.9	-.1
Primary products		2452-P	12/84	105.4	105.4	105.3	.8	-.1
Precut packages sold as complete units		2452-2	12/84	103.9	103.7	103.7	-2.1	0
Residential (homes, townhouses, and apartments)		2452-221	12/84	107.2	106.1	106.1	-1.0	0
Panelized buildings sold as complete units		2452-3	12/84	106.6	107.3	107.4	2.7	.1
Residential		2452-334	12/84	106.9	107.5	107.7	2.8	.2
Single family, including townhouses		2452-33433	12/84	106.8	107.6	107.8	2.9	.2
Multifamily		2452-33435	12/84	107.2	107.2	107.2	2.6	0
Nonresidential, including motels and hotels		2452-337	12/84	99.8	100.2	100.2	-1.1	0
Modular buildings shipped with floors and walls, and usually ceilings and roofs		2452-4	12/84	108.6	107.6	107.3	.8	-.3
Residential		2452-444	12/84	110.2	108.9	108.4	1.0	-.5
Single family, including townhouses		2452-44443	12/84	110.2	108.9	108.4	1.0	-.5
Multifamily		2452-44445	12/84	108.9	(?)	108.9	0	(?)
Nonresidential, including motels and hotels		2452-447	12/84	104.4	(?)	104.4	0	(?)
Secondary products and miscellaneous receipts		2452-SM						
Secondary products		2452-S	12/84	103.7	103.7	103.7	2.5	0
Miscellaneous wood products	249		12/84	104.0	105.7	106.0	3.3	.3
Wood preserving	2491		06/85	98.3	99.8	100.0	3.0	.2
Primary products		2491-P	06/85	98.2	99.8	100.0	3.3	.2
Wood poles, piles, and posts owned and treated by same establishment Not over 15 feet in length		2491-2	06/85	95.2	96.4	96.4	-2.1	0
Over 15 feet in length		2491-211	06/85	98.8	99.0	99.0	1.5	0
Over 15 feet in length		2491-213	06/85	95.7	95.9	95.9	-2.8	0
Other wood products owned and treated by same establishment		2491-3	06/85	98.7	101.7	102.0	7.1	.3
Railway crossties and mine ties		2491-311	06/85	98.5	101.5	103.1	7.7	1.6
Lumber and wood siding, rough and worked		2491-313	06/85	97.8	101.4	100.2	7.1	-1.2
Other wood treated products		2491-319	06/85	104.0	104.4	106.6	5.9	2.1

See footnotes at end of table.

Table 5. Producer price indexes for the net output of selected industries and their products—Continued

Industry and product ¹	Industry code	Product code	Index base	Index			Unadjusted percent change to Sep. 1987 from —		
				May 1987 ²	Aug. 1987 ²	Sep. 1987 ²	Sep. 1986	Aug. 1987	
Wood preserving—Continued									
Contract wood preserving		2491-911	06/85	101.9	101.7	101.7	2.1	0	
Secondary products and miscellaneous receipts		2491-SM							
Miscellaneous receipts		2491-M	06/85	99.2	99.2	99.2	-2	0	
Secondary products		2491-S	06/85	100.9	102.1	102.1	1.9	0	
Particleboard	2492								
Primary products		2492-P	12/82	115.8	123.0	125.5	11.7	2.0	
Particleboard, platen-type (mat formed)		2492-1	12/82	115.8	123.0	125.5	11.7	2.0	
Floor underlayment		2492-103	12/82	116.5	123.7	126.4	11.9	2.2	
Mobile home decking		2492-105	12/82	134.3	152.8	160.6	31.0	5.1	
Shelving		2492-107	12/82	104.9	115.3	119.9	14.6	4.0	
Other industrial board		2492-112	12/82	113.1	115.5	116.4	4.6	.8	
3/4-inch thick		2492-11211	12/82	112.1	114.9	115.2	3.6	.3	
5/8-inch thick		2492-11213	12/82	107.5	108.0	108.8	1.9	.7	
All other thicknesses		2492-11217	12/82	115.4	122.1	126.3	(³)	3.4	
Other platen-type, including stepping, siding, etc.		2492-119	12/82	116.4	120.4	118.4	2.2	-1.7	
				106.7	107.0	108.9	2.6	1.8	
Wood products, n.e.c.	2499								
Primary products		2499-P	06/84	105.5	106.5	106.5	2.1	0	
Mirror and picture frames		2499-1	06/84	104.6	105.5	105.6	1.6	.1	
Frames		2499-111	06/84	107.2	109.8	109.8	4.0	0	
Wood frames		2499-11111	06/84	103.9	107.4	107.3	3.4	-1	
Finished moldings for mirrors and pictures		2499-121	06/84	105.9	108.2	108.0	3.3	-2	
Wood molding		2499-12131	06/84	113.4	115.8	115.8	4.8	0	
Framed pictures		2499-131	06/84	115.4	117.9	117.9	7.3	0	
Fabricated hardboard products from hardboard made at the establishment		2499-6	06/84	110.8	110.8	110.8	4.6	0	
Prefinished paneling, except laminated and tiled wallboard		2499-611	06/84	99.9	98.9	98.6	-4.5	-3	
Prefinished exterior siding		2499-61111	06/84	99.3	99.0	98.6	-3.3	-4	
Dimension and parts, including cut to size and molded products		2499-623	06/84	105.4	104.4	103.5	-2.8	-9	
Panel stock; panels and siding not face finished		2499-643	06/84	101.0	100.9	100.6	-2.2	-3	
Medium density fiberboard		2499-7	06/84	2499-643	101.3	98.5	98.4	-8.0	-1
Uncoated panel		2499-711	06/84	87.7	93.1	95.9	4.8	3.0	
Uncoated standard size panel		2499-71103	06/84	87.7	93.1	95.9	4.8	3.0	
Miscellaneous wood products, n.e.c.		2499-9	06/84	86.8	95.4	98.3	9.2	3.0	
Boxes, cases, and chests for jewelry, silver, tools, utensils, etc.		2499-911	06/84	107.1	108.3	108.3	4.0	0	
Household type utensils of wood and wood parts thereof, n.e.c.		2499-915	06/84	104.7	104.7	104.7	.1	0	
Toothpicks, skewers, candy sticks, and similar small wares		2499-915	06/84	111.4	112.7	112.7	6.8	0	
Handtool handles		2499-919	06/84	103.7	103.7	103.7	.5	0	
Striking tool handles (axe, pick, etc.)		2499-95151	06/84	100.4	100.6	100.6	.2	0	
Lifting and pulling tool handles (rake, spade, etc.)		2499-95153	06/84	100.5	100.5	100.5	0	0	
Broom, mop, and paint brush handles		2499-957	06/84	100.5	101.0	101.0	.5	0	
Dowels and dowel pins		2499-962	06/84	102.5	119.3	119.3	13.0	0	
Wooden tools, tool bodies, and backs for brooms, mops, and brushes		2499-966	06/84	108.9	109.5	109.5	4.5	0	
Other scaffolding equipment (horses, jacks, extension planks, etc.)		2499-979	06/84	108.0	108.0	108.0	3.1	0	
Wooden reels for wire and cable		2499-985	06/84	105.8	(³)	(³)	(³)	(³)	
Misc. wooden goods, including wood turnings, except handles and spools		2499-998	06/84	105.3	104.7	104.8	4.0	.1	
Secondary products and miscellaneous receipts		2499-SM							
Miscellaneous receipts		2499-M	06/84	107.9	108.7	108.6	2.0	-1	
Resales		2499-289	06/84	127.9	127.9	127.9	15.1	0	
Secondary products		2499-S	06/84	127.9	127.9	127.9	15.1	0	
Sawmills and planing mills, general		2421-S	06/84	107.0	108.5	108.4	.6	-1	
Other secondary products		2499-SSS	06/84	100.1	104.7	101.9	1.8	-2.7	
				107.7	108.9	109.0	.6	.1	
Furniture and fixtures	25								
Household furniture	251								
Wood household furniture, except upholstered	2511								
Primary products		2511-P	12/79	106.2	106.5	106.8	2.6	.3	
Wood living room, library, family room and den furniture		2511-2	12/79	105.7	106.1	106.6	2.9	.5	
Cabinets, except sewing machine cabinets		2511-219	12/79	140.4	141.1	141.8	4.0	.5	
Chairs, except dining room (including rockers)		2511-231	12/79	141.1	141.8	142.5	3.9	.5	
Tables, except card and telephone tables		2511-241	12/79	142.8	143.7	145.0	4.5	.9	
Desks		2511-251	12/79	(³)	(³)	(³)	(³)	(³)	
Credenzas, bookcases, and bookshelves		2511-271	12/79	150.9	153.5	153.1	7.4	-3	
Other nonupholstered living room furniture		2511-298	12/79	141.6	142.7	143.7	4.7	.7	
Wood dining room and kitchen furniture, except cabinets		2511-3	12/79	145.0	145.0	145.0	2.0	0	
Tables, dining room, 30 x 40 inches and greater		2511-311	12/79	151.4	(³)	151.4	1.7	(³)	
Chairs, dining room		2511-331	12/79	135.9	136.0	137.7	4.3	1.3	
Buffets and servers, dining room		2511-351	12/79	146.9	148.0	148.7	4.8	.5	
China and corner cabinets, dining room		2511-371	12/79	143.5	144.1	144.3	2.4	.1	
Other dining room and kitchen furniture		2511-398	12/79	154.9	156.7	157.3	6.1	.4	
Wood bedroom furniture		2511-5	12/79	146.0	146.3	149.1	5.3	1.9	
Beds, headboards and footboards		2511-5A	12/79	135.0	136.0	136.4	5.7	.3	
Beds, except bunk beds		2511-511	12/79	127.7	128.1	128.1	1.3	0	
Headboards and headboard sets		2511-513	12/79	139.1	139.6	140.1	3.2	.4	
Bunk beds		2511-515	12/79	139.2	139.9	140.1	1.9	.1	
				140.8	140.8	140.8	1.9	0	
				138.1	139.7	140.0	2.4	.2	
				(³)	137.1	137.1	(³)	0	

See footnotes at end of table.

Table 5. Producer price indexes for the net output of selected industries and their products—Continued

Industry and product ¹	Industry code	Product code	Index base	Index			Unadjusted percent change to Sep. 1987 from —	
				May 1987 ²	Aug. 1987 ²	Sep. 1987 ²	Sep. 1986	Aug. 1987
Wood household furniture, except upholstered—Continued								
Dressers, vanities and dressing tables		2511-521	12/79	136.4	136.8	137.3	4.3	0.4
Wardrobes and wardrobe-type cabinets		2511-533	12/79	138.2	138.4	140.7	0	1.7
Chests of drawers		2511-535	12/79	136.8	137.5	138.4	4.5	.7
Night tables and stands		2511-561	12/79	147.4	148.4	148.9	4.1	.3
Other nonupholstered bedroom furniture		2511-598	12/79	143.7	143.7	143.7	1.0	0
Infants' and children's wood furniture		2511-6	12/79	126.5	126.5	126.5	14.0	0
Cribs, including springs sold as part of the crib		2511-611	02/80	(³)	131.5	131.5	(³)	0
Miscellaneous infants' and children's furniture		2511-698	12/79	121.1	121.1	121.1	5.9	0
Unpainted, unassembled, knock-down, and outdoor furniture		2511-7	12/79	127.3	127.3	127.9	-1.5	.5
Unpainted wood furniture		2511-741	12/79	134.9	134.9	136.4	1.8	1.1
Unassembled, knock-down, and outdoor furniture		2511-751	06/87	(³)	100.0	100.0	(³)	0
Secondary products and miscellaneous receipts		2511-SM						
Miscellaneous receipts		2511-M	12/79	(³)	130.4	130.4	(³)	0
Resales		2511-Z89	12/79	(³)	130.4	130.4	(³)	0
Secondary products		2511-S	12/79	135.7	137.2	137.8	3.2	.4
Other secondary products		2511-SSS	12/79	135.3	137.4	138.2	4.9	.6
Upholstered wood household furniture		2512-S	12/79	135.0	(³)	(³)	(³)	(³)
Upholstered wood household furniture								
Primary products	2512	2512-P	06/82	111.2	112.3	112.5	2.4	.2
Upholstered wood household furniture		2512-1	06/82	111.8	113.0	113.2	2.4	.2
Sofas, davenports, settees, and love seats		2512-112	06/82	111.6	113.3	113.3	2.9	0
Chiefly cotton		2512-11232	06/82	113.4	115.9	115.9	2.4	0
Chiefly rayon		2512-11233	06/82	126.6	(³)	127.8	4.4	(³)
Chiefly olefin		2512-11234	06/82	107.7	107.7	107.7	1.6	0
Chiefly nylon		2512-11235	06/82	110.3	110.3	110.3	1.8	0
Chiefly polyester		2512-11236	06/82	107.5	108.5	108.1	1.6	-.4
Other fibers and blends		2512-11237	06/82	105.8	112.9	113.2	7.5	.3
Chairs, except reclining and rockers		2512-132	06/82	110.8	111.0	111.4	1.5	.4
Chiefly cotton		2512-13242	06/82	105.1	105.1	105.1	0	0
Chiefly olefin		2512-13244	06/82	107.7	107.7	107.7	.7	0
Other fibers and blends		2512-13245	06/82	116.4	117.9	119.5	3.6	1.4
Rockers, including swivel		2512-145	06/82	97.6	97.6	97.6	1.7	0
Reclining chairs		2512-154	06/82	116.0	117.5	117.5	1.6	0
Other upholstered wood household furniture (ottomans, hassocks, etc)		2512-198	06/82	120.7	120.7	123.8	4.3	2.6
Secondary products and miscellaneous receipts		2512-SM						
Secondary products		2512-S	06/82	106.2	106.5	106.5	2.6	0
Metal household furniture								
Primary products	2514	2514-P	06/84	103.4	103.2	103.6	2.6	.4
Metal household dining, dinette and breakfast furniture		2514-1	06/84	104.1	103.4	103.8	2.4	.4
Tubular metal sets (tables and chairs)		2514-111	06/84	111.0	110.9	110.9	3.4	0
Tubular metal tables (not sold with a set)		2514-115	06/84	108.8	109.3	(³)	(³)	(³)
Tubular metal chairs (not sold in a set)		2514-117	06/84	103.1	104.5	104.3	1.2	-.2
Metal kitchen furniture		2514-2	06/84	107.5	(³)	107.5	0	(³)
Stools, padded and plain		2514-251	06/84	99.5	98.7	99.9	.4	1.2
Metal porch, lawn, outdoor and casual furniture		2514-3	06/84	100.5	98.4	100.0	-.6	1.6
Tubular aluminum		2514-31	06/84	101.1	99.2	99.7	3.3	.5
Chairs, rockers, benches, chaise lounges and settees		2514-312	06/84	95.8	97.0	98.2	5.7	1.2
Other porch, lawn, outdoor and casual furniture		2514-314	06/84	93.6	95.1	95.3	5.5	.2
Other porch, lawn, outdoor, and casual furniture, inc. picnic tables		2514-314	06/84	106.5	(³)	(³)	(³)	(³)
Other metal household furniture		2514-398	06/84	108.3	108.3	107.4	.5	-.8
Folding cots, rollable cots, army cots, and other metal beds		2514-4	06/84	101.3	101.2	101.7	1.0	.5
Metal bed frames		2514-433	06/84	105.1	105.1	105.1	0	0
Upholstered metal household furniture		2514-437	06/84	102.3	102.1	102.1	.2	0
Medicine cabinets		2514-455	06/84	119.7	119.1	119.1	0	0
Infants' metal furniture		2514-475	06/84	94.4	(³)	(³)	(³)	(³)
Infants' high chairs		2514-49A	07/84	102.4	102.5	102.9	1.3	.4
Infants' car seats		2514-492	07/84	106.6	107.1	107.8	.4	.7
Other infants' and children's metal furniture (chairs, tables, playpens, etc.)		2514-493	07/84	109.3	109.0	110.5	5.2	1.4
Other metal household furniture		2514-494	08/84	98.6	(³)	(³)	(³)	(³)
Secondary products and miscellaneous receipts		2514-498	06/84	100.0	100.4	101.2	1.2	.8
Secondary products		2514-SM						
Secondary products		2514-S	06/84	103.8	108.1	108.2	5.0	.1
Mattresses, bedsprings and sleep furniture								
Primary products	2515	2515-P	06/83	109.9	109.9	109.9	1.0	0
Innerspring mattresses other than crib size		2515-1	06/83	110.6	110.6	110.6	1.1	.0
Twin size innerspring mattresses		2515-112	06/83	112.0	111.2	111.8	-.7	.5
Queen size innerspring mattresses		2515-113	06/83	110.5	110.5	110.7	2.4	.2
Other size innerspring mattresses, except crib size		2515-114	06/83	119.9	116.7	119.1	.3	2.1
Foundations		2515-3	06/83	108.3	108.2	108.3	-3.9	.1
Box springs		2515-311	06/83	105.5	106.5	105.5	2.0	-.9
Other foundations, including foam, spring cushions, and hospital bedsprings		2515-379	06/83	107.9	109.1	108.1	3.0	-.9
Convertible sofas		2515-4	06/83	93.0	92.9	92.4	-2.9	-.5
Made from mattresses produced at the same establishment		2515-431	06/83	112.6	112.6	112.6	4.4	0
Secondary products and miscellaneous receipts		2515-SM						
Secondary products		2515-S	06/83	104.3	104.3	104.3	2.1	0
Other secondary products		2515-SSS	06/83	105.3	106.2	106.3	.4	.1
Other secondary products		2515-SSS	06/83	98.3	98.2	98.3	-.6	.1

See footnotes at end of table.

Table 5. Producer price indexes for the net output of selected industries and their products—Continued

Industry and product ¹	Industry code	Product code	Index base	Index			Unadjusted percent change to Sep. 1987 from —	
				May 1987 ²	Aug. 1987 ²	Sep. 1987 ²	Sep. 1986	Aug. 1987
Wood TV and radio cabinets	2517		12/85	101.1	101.1	101.2	-1.1	0.1
Primary products			12/85	100.5	100.5	100.6	-1.1	.1
TV cabinets & combinations, TV, hi-fi and radio		2517-115	12/85	100.1	(³)	(³)	(³)	(³)
Sewing machine cabinets		2517-121	12/85	100.0	(³)	100.3	.3	(³)
Secondary products and miscellaneous receipts		2517-SM						
Secondary products	2517-S		12/85	108.5	108.5	108.5	0	0
Household furniture, n.e.c.	2519		12/85	100.1	97.9	101.4	2.8	3.6
Primary products		2519-P	12/85	99.1	96.2	100.4	2.1	4.4
Reed & rattan furn., incl. willow, wicker & cane		2519-132	12/85	101.7	102.6	102.7	1.9	.1
Other plastics and fibrous glass furn., exc. cabinets		2519-141	12/85	97.8	93.2	99.3	2.4	6.5
Office furniture	252		12/84	108.2	108.2	107.8	2.7	-4
Wood office furniture	2521		06/85	105.3	105.9	106.3	2.8	.4
Primary products		2521-P	06/85	105.1	105.8	106.1	3.0	.3
Seating		2521-1	06/85	104.2	105.3	105.8	2.7	.5
Secretarial chairs		2521-111	06/85	102.8	102.8	105.2	2.8	2.3
General office and desk chairs (including executive office chairs)		2521-113	06/85	105.2	105.8	106.5	3.0	.7
Side and arm chairs		2521-114	06/85	105.3	107.4	107.2	3.9	-2
Lounge seating		2521-121	06/85	96.5	96.5	96.5	-4.8	0
Desks and extensions		2521-2	06/85	106.6	107.0	107.1	3.1	.1
Desks		2521-22	06/85	107.2	107.6	107.8	3.4	.2
Executive desks		2521-221	06/85	106.6	107.1	107.3	4.1	.2
Clerical and secretarial desks		2521-222	06/85	108.5	108.5	108.6	2.1	.1
Storage units, files and tables		2521-4	06/85	106.8	107.0	107.9	4.2	.8
Storage units		2521-411	06/85	107.5	107.5	108.0	3.9	.5
Credenzas		2521-41141	06/85	105.9	105.9	106.6	4.0	.7
Bookcases and other storage units		2521-41143	06/85	110.5	110.5	110.6	3.8	.1
Tables		2521-433	06/85	105.3	105.9	107.4	4.6	1.4
Work/conference		2521-43355	06/85	104.7	104.7	105.7	3.6	1.0
All other		2521-43359	06/85	107.1	109.5	112.4	7.4	2.6
Panel and modular systems furniture		2521-5	06/85	101.9	103.0	102.5	.9	-5
Panel systems		2521-51	06/85	102.1	103.2	102.6	.8	-6
Panel supported systems		2521-512	06/85	102.1	103.2	102.6	.8	-6
Panels, less than ceiling height		2521-5123	06/85	(³)	101.1	101.1	0	0
Other wood office furniture		2521-611	06/85	118.5	118.5	121.5	15.8	2.5
Secondary products and miscellaneous receipts	2521-SM							
Miscellaneous receipts	2521-M	06/85	110.6	110.6	110.6	3.0	0	
Resales	2521-Z89	06/85	110.6	110.6	110.6	3.0	0	
Secondary products	2521-S	06/85	106.0	106.0	106.7	1.3	.7	
Metal office furniture	2522		12/79	146.0	145.7	145.1	2.9	-4
Primary products		2522-P	12/79	146.2	146.3	146.0	3.8	-2
Seating		2522-1	12/79	145.4	144.1	143.6	4.9	-3
All other chairs, except stacking		2522-115	12/79	145.0	143.5	142.8	6.3	-5
Desks		2522-2	12/79	147.4	148.4	145.8	.7	-1.8
Clerical and secretarial desks		2522-231	12/79	147.2	147.5	144.8	.9	-1.8
Cabinets and cases		2522-3	12/79	146.3	146.9	147.8	4.2	.6
Letter file cabinets		2522-311	12/79	144.0	144.4	143.8	5.2	-4
Other vertical file cabinets		2522-316	12/79	163.8	163.8	163.2	2.8	-4
Horizontal file cabinets		2522-317	12/79	134.2	135.8	138.3	5.3	1.8
Other metal office furniture		2522-4	12/79	146.1	146.3	146.2	4.3	-1
Tables and stands		2522-411	12/79	135.0	135.0	135.0	4.7	0
Modular units		2522-421	12/79	137.7	138.2	137.8	1.2	-3
Miscellaneous metal office furniture		2522-498	12/79	160.4	160.4	160.5	6.8	.1
Secondary products and miscellaneous receipts		2522-SM						
Secondary products	2522-S	12/79	149.5	144.6	139.7	-4.9	-3.4	
Public building and related furniture	2531		12/84	107.2	107.2	110.1	3.5	2.7
Primary products		2531-P	12/84	107.6	107.5	108.2	1.3	.7
School furniture, except stone, concrete, and library furniture		2531-1	12/84	102.7	102.0	104.3	-4	2.3
Chairs, all purpose (nonfolding)		2531-136	12/84	109.6	103.5	111.4	3.8	7.6
Storage cabinets		2531-137	12/84	100.0	(³)	(³)	(³)	(³)
Other school furniture designed specifically for use in schools		2531-198	12/84	102.5	102.8	105.9	-7	3.0
Public building and related furniture, except school and restaurant		2531-2	12/84	109.6	109.8	109.7	1.9	-1
Seats for public conveyances		2531-211	12/84	104.8	105.1	104.4	.7	-7
Church furniture		2531-23	12/84	108.4	110.1	110.1	3.2	0
Church pews		2531-231	12/84	109.9	110.8	110.9	3.0	.1
Other church furniture (pulpits, altars, etc.)		2531-239	12/84	103.8	108.0	107.8	4.1	-2
Chairs and seats, excluding seats for public conveyances and stadiums		2531-25	12/84	111.8	112.4	112.4	2.0	0
Stadium and bleacher seating, including grandstands		2531-261	12/84	124.1	124.1	124.1	2.1	0
Other public building furniture	2531-298	12/84	106.2	105.1	107.2	3.2	2.0	
Secondary products and miscellaneous receipts	2531-SM							
Secondary products	2531-S	12/84	105.9	106.0	106.0	.9	0	
Partitions, shelving, lockers, and office and store fixtures	254		12/84	108.4	108.9	109.2	2.3	.3
Wood partitions and fixtures	2541		12/83	115.8	116.0	116.5	3.0	.4

See footnotes at end of table.

Table 5. Producer price indexes for the net output of selected industries and their products—Continued

Industry and product ¹	Industry code	Product code	Index base	Index			Unadjusted percent change to Sep. 1987 from —	
				May 1987 ²	Aug. 1987 ²	Sep. 1987 ²	Sep. 1986	Aug. 1987
Wood partitions and fixtures—Continued								
Primary products		2541-P	12/83	116.3	116.5	117.1	3.4	0.5
Wood partitions, shelving, and lockers		2541-1	12/83	106.7	106.3	106.3	4.4	0
Partitions (prefabricated, assembled, and knocked down)		2541-111	12/83	106.7	106.7	106.7	4.0	0
Plastic laminated fixture tops		2541-2	12/83	117.9	118.1	120.7	2.5	2.2
Wood fixtures for stores, banks, and offices, and other wood fixtures		2541-3	12/83	117.1	117.4	117.4	3.5	0
Custom store fixtures (retail), except food stores		2541-33A						
Other fixtures and displays		2541-334	12/83	103.9	103.9	103.9	.1	0
Counters and bank fixtures		2541-36	12/83	116.1	(³)	116.1	4.1	(³)
Bank fixtures, including bank counters		2541-362	12/83	118.1	(³)	118.1	.3	(³)
Other wood fixtures, including miscellaneous display fixtures		2541-398	12/83	100.4	105.4	105.4	6.3	0
Secondary products and miscellaneous receipts		2541-SM						
Miscellaneous receipts		2541-M	01/84	114.0	114.0	114.0	.5	0
Secondary products		2541-S	12/83	112.5	112.5	112.5	1.2	0
Metal partitions and fixtures								
	2542		12/83	109.6	110.5	110.6	1.8	.1
Primary products		2542-P	12/83	109.0	110.0	110.0	1.9	0
Metal partitions prefabricated, assembled, or knocked down		2542-1	12/83	108.7	109.0	109.0	.3	0
Metal shelving and lockers		2542-2	12/83	110.3	111.9	112.2	2.7	.3
Metal shelving		2542-23	12/83	110.1	112.2	112.3	3.1	.1
Commercial shelving (factories, stores, etc.)		2542-233	12/83	107.6	108.0	108.0	1.9	0
Other shelving		2542-239	12/83	110.4	110.4	111.2	.7	.7
Metal lockers		2542-251	12/83	110.9	110.9	112.0	1.0	1.0
Metal storage racks and accessories		2542-3	12/83	104.3	104.9	104.6	1.0	-.3
Portable metal stacking racks and frames		2542-345	12/83	99.1	100.8	100.1	4.1	-.7
Other metal racks, including conventional pallet racks and accessories		2542-349	12/83	108.7	108.7	108.7	1.3	0
Metal fixtures for stores, banks, offices, and miscellaneous fixtures		2542-4	12/83	111.5	112.2	112.2	2.3	0
Store fixtures (retail), except for food stores		2542-46A	12/83	117.1	117.6	117.6	2.0	0
Custom fixtures		2542-463	12/83	112.1	112.5	112.5	1.5	0
Manufacturers' standard fixtures		2542-465	12/83	121.8	122.5	122.5	2.5	0
Other show and display cases, including wall types and tables		2542-469	12/83	111.0	114.8	114.8	(³)	0
Cabinets (floor or wall types)		2542-471	12/83	111.7	111.7	111.7	-.4	0
Counters and bank fixtures		2542-48	12/83	110.9	(³)	110.9	1.8	(³)
Other metal fixtures, including clothing racks and miscellaneous display fixtures		2542-498	12/83	103.1	104.5	104.5	2.7	0
Secondary products and miscellaneous receipts		2542-SM						
Secondary products		2542-S	12/83	112.3	113.1	113.2	1.1	.1
Miscellaneous furniture and fixtures								
	259		12/84	102.2	102.7	102.9	1.6	.2
Drapery hardware and blinds and shades								
	2591		06/84	103.1	103.5	103.9	1.2	.4
Primary products		2591-P	06/84	102.8	103.3	103.7	1.3	.4
Window shades and accessories		2591-3	06/84	97.0	96.3	97.9	1.9	1.7
Window shades		2591-3A	06/84	97.0	96.3	97.9	1.9	1.7
Plastic window shades		2591-311	06/84	93.0	93.0	93.9	1.0	1.0
Other window shades including cloth and paper		2591-313	06/84	102.4	100.7	103.3	3.1	2.6
Venetian blinds		2591-4	06/84	94.8	92.8	92.4	-.4	-.4
Complete venetian blinds, vertical and horizontal		2591-4A	06/84	100.8	99.5	99.2	-.2	-.3
Aluminum slat blinds		2591-452	06/84	99.1	97.6	97.3	-.2	-.3
Other shades and blinds n.e.c., curtain and drapery rods, poles and other hardware		2591-5	06/84	107.3	108.8	108.9	2.3	.1
Other shades and blinds, except canvas and other textile fabrics		2591-511	06/84	104.6	104.6	104.6	0	0
Curtain and drapery rods, poles, and fixtures fabricated at plant		2591-517	06/84	108.2	110.2	110.3	3.0	.1
Carbon steel and all other materials		2591-51711	06/84	112.9	114.9	115.4	3.6	.4
Secondary products and miscellaneous receipts		2591-SM						
Miscellaneous receipts		2591-M	06/84	105.3	105.5	105.5	-.2	.0
Resales		2591-289	06/84	105.8	105.9	105.9	-.3	0
Secondary products		2591-S	06/84	104.9	104.9	104.9	1.0	0
Furniture and fixtures, n.e.c.								
	2599		12/85	102.8	103.5	103.7	2.1	.2
Primary products		2599-P	12/85	103.2	104.0	104.1	2.3	.1
Restaurant, cafeteria and bar furniture		2599-2	12/85	103.0	103.7	103.8	1.8	.1
Wood chairs and stools		2599-241	12/85	106.1	107.2	108.3	2.9	1.0
Metal chairs and stools		2599-245	12/85	101.0	102.2	100.2	-.2	-2.0
Booths, bars and back bars		2599-247	12/85	102.5	103.1	103.7	2.3	.6
Other restaurant, cafeteria and bar furniture		2599-248	12/85	102.8	103.4	103.4	1.5	0
Other furniture and fixtures, n.e.c.		2599-3	12/85	104.7	106.0	106.2	4.2	.2
Ship furniture		2599-351	12/85	101.2	101.2	102.9	2.1	1.7
Industrial furniture, including benches, stools, sorting tables and cabinets		2599-353	12/85	103.0	103.0	103.0	3.0	0
All other furniture and fixtures, n.e.c.		2599-354	12/85	105.5	107.1	107.1	4.7	0
Secondary products and miscellaneous receipts		2599-SM						
Secondary products		2599-S	12/85	102.6	103.2	103.5	1.9	.3
Paper and allied products								
	26		12/84	104.0	105.0	106.0	5.7	1.0
Pulp mills								
	2611		12/82	115.8	116.6	121.3	14.4	4.0
Primary products		2611-P	12/82	121.4	122.3	127.1	18.0	3.9
Special alpha and dissolving woodpulp		2611-1	12/82	100.2	101.5	(³)	(³)	(³)

See footnotes at end of table.

Table 5. Producer price indexes for the net output of selected industries and their products—Continued

Industry and product ¹	Industry code	Product code	Index base	Index			Unadjusted percent change to Sep. 1987 from —	
				May 1987 ²	Aug. 1987 ²	Sep. 1987 ²	Sep. 1986	Aug. 1987
Pulp mills—Continued								
Other pulp, including pulpmill byproducts, except tall oil		2611-2	12/82	132.0	132.7	139.9	25.1	5.4
Woodpulp		2611-21	12/82	132.7	133.9	142.1	27.4	6.1
Bleached sulfate woodpulp		2611-2133	12/82	132.6	132.9	141.7	25.6	6.6
Bleached sulfate woodpulp, softwood		2611-21331	12/82	134.4	134.7	141.4	24.7	5.0
Bleached sulfate woodpulp, hardwood		2611-21335	12/82	128.0	(³)	(³)	(³)	(³)
Pulp, other than woodpulp, and misc. pulpmill products, n.e.c.		2611-28	12/82	125.0	121.6	120.9	6.1	-6
Cotton linter pulp		2611-281	12/82	108.9	108.4	108.4	(³)	0
Paper mill products except building paper	2621		06/81	114.4	115.6	116.4	4.8	.7
Primary products		2621-P	06/81	114.8	116.2	116.8	4.7	.5
Tissue paper stock and other machine creped paper stock		2621-A	06/81	119.4	119.8	120.0	4.2	.2
Sanitary paper stock		2621-A1	06/81	118.1	118.4	118.7	3.7	.3
Napkin stock		2621-A51	06/81	102.1	103.7	(³)	(³)	(³)
Tissue paper stock, excluding sanitary and thin		2621-A81	06/81	146.2	146.7	146.7	12.6	0
Newsprint		2621-1	06/81	113.6	121.6	122.3	14.5	.6
Groundwood paper, uncoated		2621-2	06/81	110.5	115.2	115.5	6.4	.3
Publication and printing		2621-211	06/81	109.9	115.1	115.5	7.0	.3
Body stock for coating and other converting and miscellaneous groundwood paper		2621-231	06/81	114.2	115.7	115.7	2.8	0
Clay coated printing and converting paper		2621-3	06/81	118.1	120.3	120.5	-2	.2
Coated one side, except prime-coated body stock for further coating ..		2621-311	06/81	128.1	128.4	128.2	4.1	-2
Coated two sides, except prime-coated body stock for further coating		2621-331	06/81	116.4	119.0	119.2	-9	.2
No. 3 grade		2621-33111	06/81	122.4	122.8	123.0	.9	.2
No. 5 grade		2621-33121	06/81	101.7	108.0	108.8	-6.8	.7
Other grades		2621-33131	06/81	120.0	121.7	121.8	.5	.1
Book paper, uncoated free sheet		2621-4	06/81	106.8	107.2	108.4	3.7	1.1
Writing, chemical woodpulp		2621-421	06/81	104.1	104.9	105.8	3.6	.9
Unwatermarked bond, No. 4 grade		2621-42111	06/81	105.5	104.5	105.3	.5	.8
Other bond, except form bond		2621-42133	06/81	113.4	113.4	113.5	2.3	.1
Form bond, 15 pound		2621-42155	06/81	98.8	101.6	102.0	5.3	.4
Other form bond		2621-42166	06/81	104.0	108.2	110.2	6.0	1.8
Other chemical woodpulp writing paper		2621-42177	06/81	103.3	103.4	107.5	6.3	4.0
Publication and printing		2621-441	06/81	106.4	106.1	107.9	2.3	1.7
Offset		2621-44122	06/81	106.3	105.8	107.6	1.1	1.7
Other book printing		2621-44133	06/81	106.5	106.5	108.2	3.3	1.6
Body stock for coating, for shipment to establishments without papermaking equipment		2621-451	06/81	103.1	103.1	103.1	2.3	0
Cover text		2621-465	06/81	128.5	128.5	128.5	3.2	0
Cotton fiber paper and thin paper		2621-6	06/81	128.2	128.2	129.4	6.2	.9
Writing, cotton fiber including cotton fiber index		2621-611	06/81	133.5	133.5	135.8	7.3	1.7
Thin paper		2621-671	06/81	125.8	125.8	126.5	5.6	.6
Packaging and industrial converting paper, unbleached kraft		2621-7	06/81	118.6	118.6	119.7	15.7	.9
Shipping sack		2621-731	06/81	111.9	111.9	114.9	18.3	2.7
Bag and sack, other than shipping sack		2621-751	06/81	116.2	116.2	116.2	16.5	0
Other converting, 18 pounds and over		2621-761	06/81	116.6	116.6	120.5	13.4	3.3
Packaging and industrial converting paper, except unbleached kraft		2621-8	06/81	121.9	120.4	121.1	4.7	.6
Wrapping		2621-811	06/81	114.3	114.4	114.7	1.7	.3
Bag and sack, other than shipping sack		2621-851	06/81	113.1	113.1	113.1	2.2	0
Other converting, 18 pounds and over		2621-861	06/81	110.7	110.7	111.1	5.2	.4
Glassine, greaseproof, and vegetable parchment		2621-881	06/81	137.4	132.1	134.1	6.2	1.5
Special industrial paper		2621-9	06/81	112.6	113.0	113.0	2.4	0
Secondary products and miscellaneous receipts		2621-SM						
Secondary products		2621-S	06/81	102.4	102.3	104.0	8.0	1.7
Pulp mills		2611-S	06/81	91.0	90.9	92.1	20.1	1.3
Other secondary products		2621-SSS	06/81	88.5	88.1	94.7	5.8	7.5
Sanitary paper products		2647-S	06/81	113.8	113.1	114.2	2.5	1.0
Paperboard mills	2631		12/82	124.3	126.5	129.3	12.6	2.2
Primary products		2631-P	12/82	120.7	123.1	126.0	12.0	2.4
Unbleached kraft packaging and industrial converting paperboard		2631-1	12/82	130.2	135.1	138.5	18.6	2.5
Unbleached linerboard		2631-111	12/82	132.1	137.5	140.4	19.2	2.1
42 lb. kraft linerboard		2631-11101	12/82	133.9	138.6	144.9	20.0	4.5
Other unbleached linerboard		2631-11102	12/82	131.1	136.9	137.7	18.6	.6
Other unbleached kraft packaging and industrial converting paperboard		2631-121	12/82	112.7	(³)	121.5	13.0	(³)
Bleached packaging and industrial converting paperboard		2631-2	12/82	106.7	106.7	106.8	-4	.1
Linerboard		2631-211	12/82	117.9	(³)	(³)	(³)	(³)
Folding carton-type board		2631-241	12/82	105.5	105.5	105.5	1.5	0
Other solid bleached board		2631-284	12/82	119.7	119.7	(³)	(³)	(³)
Semichemical paperboard		2631-3						
Corrugating medium		2631-321	12/82	129.6	131.3	138.6	21.7	5.6
Recycled paperboard		2631-4	12/82	112.0	112.6	115.2	6.1	2.3
Linerboard (<80% virgin fiber)		2631-411	12/82	122.4	122.4	130.5	19.2	6.6
Corrugating medium (<75% virgin fiber)		2631-421	12/82	131.5	133.6	135.2	10.7	1.2
Container chip and filler board		2631-431	12/82	116.5	116.5	124.7	12.1	7.0
Folding carton: unlined chipboard		2631-443	12/82	110.7	110.7	110.7	1.9	0
Folding carton: white-lined		2631-445	12/82	105.8	105.8	(³)	(³)	(³)
Folding carton: clay-coated		2631-446	12/82	99.2	99.2	101.0	3.1	1.8
Tube, can and drum paperboard		2631-481	12/82	114.8	114.8	119.4	5.3	4.0

See footnotes at end of table.

Table 5. Producer price indexes for the net output of selected industries and their products—Continued

Industry and product ¹	Industry code	Product code	Index base	Index			Unadjusted percent change to Sep. 1987 from —	
				May 1987 ²	Aug. 1987 ²	Sep. 1987 ²	Sep. 1986	Aug. 1987
Paperboard mills—Continued								
Other recycled paperboard		2631-487	12/82	108.5	109.0	109.6	2.8	0.6
Secondary products and miscellaneous receipts		2631-SM						
Secondary products		2631-S	12/82	140.8	142.2	144.5	15.0	1.6
Converted paper and paperboard products, except containers and boxes	264		12/84	104.4	105.2	105.6	3.5	.4
Paper coating and glazing	2641		12/82	112.1	113.7	113.1	2.1	-.5
Primary products		2641-P	12/82	109.1	111.0	110.4	2.2	-.5
Printing paper coated at establishments other than where paper was produced		2641-1	12/82	116.4	116.2	116.2	5.4	0
Coated one side (for labels and similar uses)		2641-113	12/82	116.6	116.3	116.4	5.2	.1
Coated two sides (for printing of magazines, directories, catalogs, and similar uses)		2641-153	12/82	116.0	116.0	116.0	5.7	0
Oiled, waxed, and wax-laminated paper, plain or printed		2641-2	12/82	110.7	111.3	110.8	.8	-.4
Oiled and similarly treated paper		2641-211	12/82	121.2	121.2	121.2	1.2	0
Waxed and wax-laminated paper for packaging uses		2641-216	12/82	110.1	110.7	110.3	.8	-.4
Food products		2641-216B						
Single web		2641-21632	12/82	108.3	108.8	108.3	.8	-.5
Gummed products		2641-3	12/82	108.4	109.3	109.2	5.2	-.1
Gummed sealing tape, paper base and reinforced base, used for sealing and securing		2641-312	12/82	106.3	106.7	106.5	4.5	-.2
Pressure sensitive (self adhesive) products, including tape		2641-4	12/82	107.7	111.0	109.4	0	-1.4
Single faced tape		2641-411	12/82	102.2	107.7	104.3	-1.3	-3.2
Reinforced and laminated tape, all backings		2641-41153	12/82	97.1	97.1	97.1	-.2	0
Double faced tape		2641-461	12/82	112.5	(³)	113.8	2.1	(³)
Pressure sensitive labels, unprinted		2641-475	12/82	122.5	122.5	122.5	2.1	0
Pressure sensitive base stock for other than labels		2641-485	12/82	106.7	(³)	(³)	(³)	(³)
Laminated or coated rolls and sheets, for packaging uses, except waxed		2641-7	12/82	106.7	107.9	107.3	2.6	-.6
Other coated and processed paper, except for packaging uses and except waxed		2641-8	12/82	112.9	113.6	115.6	5.5	1.8
Special coated paper (mica, pyroxylin, lacquer, metallic, etc.) other than foil		2641-821	12/82	124.8	(³)	(³)	(³)	(³)
Other coated and processed paper, including soap impregnated paper and plastic coated paper		2641-898	12/82	107.8	108.1	108.5	1.5	.4
Secondary products and miscellaneous receipts		2641-SM						
Miscellaneous receipts		2641-M	12/82	(³)	119.3	119.3	(³)	0
Secondary products		2641-S	12/82	122.4	123.4	122.7	1.7	-.6
Envelopes	2642		12/84	103.1	102.3	103.3	1.8	1.0
Primary products		2642-P	12/84	101.9	101.1	102.2	1.3	1.1
Envelopes, all types		2642-1	12/84	101.9	101.1	102.2	1.3	1.1
Bags, except textile bags	2643		12/83	119.1	120.6	121.9	8.4	1.1
Primary products		2643-P	12/83	122.0	123.6	125.0	9.2	1.1
Grocers' and variety bags (paper) and wardrobe, shopping, and other bags		2643-1	12/83	165.2	165.1	164.8	7.2	-.2
Grocers' bags and sacks, paper		2643-113	12/83	182.4	182.2	181.9	8.1	-.2
Grocers' sacks, paper		2643-1131	12/83	150.3	150.1	150.2	7.5	.1
1/6 barrel		2643-11311	12/83	272.2	271.0	271.3	16.3	.1
Grocers' bags, paper		2643-1132	12/83	265.6	265.6	264.2	9.0	-.5
Greater than 5 lb. but less than 13 lb		2643-11322	12/83	260.5	260.5	257.9	7.8	-1.0
13 lb. or greater		2643-11323	12/83	271.9	271.9	271.9	10.4	0
Shopping bags, all materials		2643-151	12/83	109.7	111.3	111.3	5.0	.0
Polyethylene combinations, including polyethylene and foil combinations		2643-2	12/83	99.0	102.0	102.4	5.8	.4
Polyethylene combinations, including polyethylene and foil combinations		2643-2B						
Polyethylene combined with other films by lamination or coating		2643-23	12/83	(³)	122.9	(³)	(³)	(³)
Unsupported film		2643-2C	12/83	104.8	106.5	106.4	4.6	-.1
Polyethylene		2643-261	12/83	104.9	106.7	106.6	4.9	-.1
Resale household bags, all materials (garbage, lunch, sandwich, etc.)		2643-29	12/83	75.5	84.3	86.2	16.6	2.3
Film		2643-295	12/83	73.1	82.8	84.7	18.6	2.3
Shipping sacks and multiwall bags, all materials, except textile		2643-3	12/83	122.5	123.3	128.5	17.9	4.2
Single and double wall		2643-311	12/83	113.1	114.2	112.6	3.6	-1.4
Multiwall (three or more plies)		2643-351	12/83	124.1	124.9	131.3	20.3	5.1
Secondary products and miscellaneous receipts		2643-SM						
Secondary products		2643-S	12/83	102.6	103.2	104.1	3.2	.9
Other secondary products		2643-SSS	12/83	110.1	110.1	110.1	2.9	0
Miscellaneous plastics products		3079-S	12/83	104.6	105.8	107.9	4.8	2.0
Die-cut paper and board	2645		12/84	105.1	105.3	105.5	3.7	.2
Primary products		2645-P	12/84	105.2	105.4	105.7	4.1	.3
Die-cut office supplies and miscellaneous products		2645-1	12/84	104.8	105.2	105.8	3.0	.6
Index cards		2645-111	12/84	103.5	103.9	103.9	.5	0
Expanding file folders, including wallets		2645-112	12/84	102.6	104.3	104.0	2.8	-.3
Other file folders, including hanging folders		2645-114	12/84	103.0	103.7	103.7	2.1	0
Other die-cut products		2645-199	12/84	107.3	107.3	109.0	4.7	1.6
Pasted, lined, laminated or surface coated paperboard		2645-2	12/84	105.7	105.7	105.7	5.5	0

See footnotes at end of table.

Table 5. Producer price indexes for the net output of selected industries and their products—Continued

Industry and product ¹	Industry code	Product code	Index base	Index			Unadjusted percent change to Sep. 1987 from —	
				May 1987 ²	Aug. 1987 ²	Sep. 1987 ²	Sep. 1986	Aug. 1987
Die-cut paper and board—Continued								
Pasted, lined, laminated or surface coated paperboard		2645-211	12/84	105.7	105.7	105.7	5.5	0
Secondary products and miscellaneous receipts		2645-SM						
Miscellaneous receipts		2645-M	12/84	102.6	102.6	102.6	0	0
Resales		2645-Z89	12/84	103.3	103.3	103.3	0	0
Secondary products		2645-S	12/84	105.7	105.8	105.5	2.6	-.3
Pressed and molded pulp goods	2646		06/85	101.6	101.4	100.9	.3	-.5
Primary products		2646-P	06/85	101.7	101.4	100.9	.3	-.5
Other molded pulp goods		2646-2	06/85	101.6	101.3	100.8	.3	-.5
Molded pulp plates and dishes		2646-251	06/85	(³)	(³)	(³)	(³)	(³)
Other molded pulp and papier mache articles, excluding statuary and art goods		2646-298	06/85	116.6	114.4	112.6	2.7	-1.6
Sanitary paper products	2647		06/83	106.8	107.7	108.3	1.7	.6
Primary products		2647-P	06/83	107.0	107.9	108.6	1.5	.6
Sanitary napkins and tampons		2647-1	06/83	114.2	114.2	114.2	4.1	0
Tampons		2647-151	06/83	127.2	127.2	127.2	5.0	0
Sanitary tissue health products		2647-2	06/83	105.6	106.7	107.6	1.1	.8
Table napkins, including plain creped, and facial tissue		2647-22	06/83	111.9	112.5	111.2	.5	-1.2
Industrial (bulk and dispenser type)		2647-221	06/83	107.4	108.8	107.5	.9	-1.2
Regular type, single ply		2647-221A	06/83	102.0	103.9	102.1	-.1	-1.7
Bulk		2647-22101	06/83	111.7	111.7	111.7	-.6	0
Facial tissue type, 2 ply or more		2647-22103	06/83	121.0	121.0	121.0	3.5	0
Toilet tissue		2647-23	06/83	101.5	101.5	101.5	.8	0
Disposable diapers, except diaper liners and adult diapers, paper		2647-287	06/83	104.0	105.5	(³)	(³)	(³)
Secondary products and miscellaneous receipts		2647-SM						
Secondary products		2647-S	06/83	118.1	117.6	117.6	3.9	0
Other secondary products		2647-SSS	06/83	117.1	116.5	116.5	3.7	0
Stationery products	2648		06/85	107.2	105.6	105.9	5.0	.3
Primary products		2648-P	06/85	108.8	107.3	107.3	6.1	0
Stationery		2648-1	06/85	107.4	105.0	105.0	.1	0
Boxed stationery and portfolios		2648-111	06/85	107.4	102.2	102.2	.2	0
Tablets and related products		2648-2	06/85	109.2	108.0	107.9	7.9	-.1
Correspondence type tablets		2648-251	06/85	104.6	107.2	106.7	9.7	-.5
Legal pads		2648-252	06/85	118.5	117.0	(³)	(³)	(³)
Tablets and pads, except legal and memo		2648-254	06/85	106.9	107.2	107.4	5.6	.2
Notebooks		2648-257	06/85	108.5	105.1	105.9	9.4	.8
Looseleaf fillers (school and commercial types)		2648-261	06/85	112.9	113.5	112.0	11.4	-1.3
Wrapped ream papers		2648-265	06/85	106.3	106.3	106.3	2.8	0
Other tablets and related products		2648-269	06/85	103.2	97.8	97.4	-2.4	-.4
Secondary products and miscellaneous receipts		2648-SM						
Secondary products		2648-S	06/85	99.5	99.3	98.9	.8	-.4
Other secondary products		2648-SSS	06/85	99.2	98.7	98.2	1.3	-.5
Converted paper products, n.e.c.	2649		06/85	101.5	101.5	101.6	1.5	.1
Primary products		2649-P	06/85	101.3	101.4	101.6	1.8	.2
Wrapping products (gift wrap type)		2649-2	06/85	101.9	101.7	101.9	1.9	.2
Walkcoverings		2649-3	06/85	98.2	98.2	98.2	-.8	0
Paper walkcoverings		2649-3A	06/85	96.7	96.7	96.7	-1.6	0
Other walkcoverings		2649-3B	06/85	100.1	100.1	100.1	.1	0
Other converted paper and board products		2649-5	06/85	102.1	102.4	102.6	2.7	.2
Business machine supplies		2649-5A	06/85	102.5	99.1	99.6	-1.6	.5
Rolls for business machines		2649-511	06/85	103.3	99.9	100.4	-1.3	.5
Novelties, games, displays, and similar products		2649-5C	06/85	107.6	107.7	107.6	6.2	-.1
Other novelties, games, displays, and similar products		2649-547	06/85	106.6	106.7	106.6	5.5	-.1
Industrial paper and board products		2649-5D						
Other industrial paper and board products		2649-569	06/85	103.9	104.3	105.5	4.4	1.2
Miscellaneous paper products		2649-5E						
Other miscellaneous paper & board products, including labels, draperies, shelf paper, etc.		2649-598	06/85	103.1	104.3	104.1	2.8	-.2
Secondary products and miscellaneous receipts		2649-SM						
Secondary products		2649-S	06/85	99.9	98.7	97.8	-.3	-.9
Paperboard containers and boxes	265		12/84	103.5	104.2	105.7	7.2	1.4
Folding paperboard boxes	2651		12/83	109.2	109.6	109.7	2.8	.1
Primary products		2651-P	12/83	108.7	109.2	109.2	3.2	0
Folding paperboard boxes (classified by end use)		2651-1	12/83	108.7	109.2	109.2	3.2	0
Dry food & produce, including pet & animal food (excluding trays & boards for retail packaging)		2651-114	12/83	105.0	104.3	103.7	1.2	-.6
Bottled and canned beverages		2651-121	12/83	110.2	110.3	111.1	3.6	.7
Bottled beverages		2651-1211	12/83	109.1	109.2	110.3	3.6	1.0
Alcoholic beverages		2651-12112	12/83	110.6	110.8	112.5	3.0	1.5
Hardware and household supplies		2651-151	12/83	109.0	109.4	109.4	3.3	0
Candy		2651-161	12/83	108.8	108.8	108.8	3.7	0
Cosmetics and medicinal products		2651-171	12/83	102.2	102.9	102.9	1.9	0
Cosmetics		2651-17101	12/83	99.8	99.8	99.8	-1.2	0
Medicinal products		2651-17102	12/83	103.3	104.5	104.5	3.4	0

See footnotes at end of table.

Table 5. Producer price indexes for the net output of selected industries and their products—Continued

Industry and product ¹	Industry code	Product code	Index base	Index			Unadjusted percent change to Sep. 1987 from —	
				May 1987 ²	Aug. 1987 ²	Sep. 1987 ²	Sep. 1986	Aug. 1987
Folding paperboard boxes—Continued								
Paper goods or products, including book mailers		2651-181	12/83	110.8	(?)	110.8	0.7	(?)
All other end uses, n.e.c.		2651-198	12/83	115.8	116.0	116.4	5.1	0.3
Secondary products and miscellaneous receipts		2651-SM						
Secondary products		2651-S	12/83	112.1	112.3	112.3	.9	0
Other secondary products		2651-SSS	12/83	113.0	113.0	113.0	1.6	0
Sanitary food containers		2654-S	12/83	111.6	(?)	(?)	(?)	(?)
Setup paperboard boxes								
Primary products	2652		12/83	108.1	108.2	108.8	2.1	.6
Setup paperboard boxes (classified by end use)		2652-P	12/83	107.3	107.4	108.0	2.2	.6
Department stores and other retail stores		2652-1	12/83	107.3	107.4	108.0	2.2	.6
Confections		2652-131	12/83	109.2	(?)	110.1	3.3	(?)
Cosmetics, including soap		2652-141	12/83	103.7	103.7	103.7	-5.3	0
Stationery and office supplies		2652-151	12/83	111.0	111.0	109.4	4.8	-1.4
All other end uses, n.e.c.		2652-161	12/83	113.5	113.5	113.5	.6	0
Secondary products and miscellaneous receipts		2652-198	12/83	105.6	105.6	107.3	2.8	1.6
Secondary products		2652-SM						
		2652-S	12/83	116.0	116.0	117.2	1.0	1.0
Corrugated and solid fiber boxes								
Primary products	2653		03/80	127.4	128.4	131.5	10.1	2.4
Corrugated shipping containers		2653-P	03/80	127.7	128.5	131.8	10.5	2.6
For foods and beverages		2653-1	03/80	126.9	127.8	130.7	10.0	2.3
For canned and bottled foods and beverages		2653-112	03/80	128.9	130.0	135.0	13.2	3.8
For fresh fruits and vegetables		2653-11201	06/87	(?)	100.0	100.6	(?)	.6
For dry goods		2653-11202	06/87	(?)	100.0	100.9	(?)	.9
For all food and beverage uses not specified		2653-11203	06/87	(?)	101.9	105.5	(?)	3.5
For paper and allied products		2653-11204	06/87	(?)	100.1	106.8	(?)	6.7
For glass, clay, and stone products		2653-113	03/80	124.4	125.3	126.9	8.2	1.3
For metal products and machinery, equipment and supplies, except electrical		2653-115	03/80	130.8	(?)	(?)	(?)	(?)
For electrical machinery, equipment, supplies and appliances		2653-116	03/80	133.7	137.8	139.8	8.1	1.5
For all other uses not specified above		2653-118	03/80	118.8	119.6	119.5	4.5	-1
For chemicals and drugs, including paints, varnishes, cosmetics and soaps		2653-119	03/80	125.5	125.8	128.9	10.1	2.5
For lumber and wood products, including furniture		2653-11901	06/87	(?)	99.9	104.7	(?)	4.8
For all other uses		2653-11902	06/87	(?)	100.0	105.9	(?)	5.9
Solid fiber boxes and containers		2653-11903	06/87	(?)	100.1	101.6	(?)	1.5
Corrugated paperboard in sheets and rolls, lined and unlined		2653-251	03/80	135.5	(?)	(?)	(?)	(?)
Corrugated and solid fiber pallets, pads, and partitions		2653-3	03/80	127.9	126.8	134.5	14.4	6.1
Secondary products		2653-4	03/80	158.7	(?)	(?)	(?)	(?)
		2653-S	09/84	110.7	(?)	(?)	(?)	(?)
Sanitary food containers								
Primary products	2654		06/85	105.7	107.2	107.1	5.6	-1
Milk and milk-type cartons, including juice and beverage		2654-P	06/85	102.2	104.2	104.3	2.7	.1
Cups and liquid-tight containers		2654-1	06/85	99.9	100.4	100.1	.9	-3
Liquid-tight and round nested food containers, including lids and tops		2654-2	06/85	106.4	109.3	109.4	4.8	.1
Drinking cups and portion serving cups		2654-233	06/85	106.8	110.2	109.9	8.5	-3
Other sanitary food containers, boards and trays		2654-235	06/85	106.4	109.2	109.4	4.5	.2
Food serving products		2654-3	06/85	100.1	102.2	102.6	1.9	.4
Stamped plates, dishes, spoons and similar products		2654-3A	06/85	96.6	97.2	98.4	-4.7	1.2
Other paperboard items		2654-311	06/85	94.7	95.4	96.8	-6.5	1.5
Containers for liquid, moist, oily or perishable foods, including frozen foods		2654-319	06/85	106.5	106.6	106.6	4.7	0
Frozen foods, and fresh and frozen bakery		2654-3B	06/85	101.6	104.3	104.3	4.6	0
Fresh and frozen bakery		2654-343	06/85	101.1	103.3	103.3	4.0	0
Butter and ice cream packages and food pails		2654-34317	06/85	99.0	104.1	104.1	6.6	0
Secondary products and miscellaneous receipts		2654-353	06/85	104.5	109.6	109.6	8.3	0
Secondary products		2654-SM						
		2654-S	06/85	121.7	121.0	120.2	19.8	-7
Fiber cans, drums and similar products								
Primary products	2655		12/85	102.6	102.9	103.4	3.4	.5
Paperboard fiber drums with metal, wood, plastic or paperboard ends		2655-P	12/85	102.7	102.9	103.4	3.3	.5
Fiber cans, tubes, and similar fiber products		2655-1	12/85	106.0	106.0	106.0	5.8	0
Cans, all fiber and composite		2655-2	12/85	101.7	102.0	102.7	2.6	.7
Food products		2655-221	12/85	100.0	100.0	100.1	.1	.1
All other food products, excluding pet food		2655-221A	12/85	100.2	100.3	100.5	.6	.2
Non-food products		2655-22113	12/85	99.9	100.1	100.3	.5	.2
Motor oil - 1 quart		2655-221B	12/85	99.8	99.8	99.8	-3	0
All other non-food products, including pet food		2655-22115	12/85	100.0	(?)	100.0	0	(?)
Cores and tubes		2655-22117	12/85	99.1	99.1	99.1	-1.1	0
Paperboard cones, reels, spools, bobbins, and blocks		2655-231	12/85	104.2	104.3	106.2	6.2	1.8
Secondary products and miscellaneous receipts		2655-271	12/85	104.6	106.7	106.7	5.3	0
Secondary products		2655-SM						
		2655-S	12/85	102.3	102.8	102.8	4.3	0
Building paper and building board mills								
Primary products	2661		12/85	103.9	104.6	104.0	1.6	-6
Board: asphalt, hardpressed, insulation, roofing, etc.		2661-P	12/85	104.1	104.7	104.7	2.2	0
1/2"		2661-1	12/85	99.1	100.4	100.4	1.0	0
		2661-111	12/85	96.9	100.0	100.0	1.5	0

See footnotes at end of table.

Table 5. Producer price indexes for the net output of selected industries and their products—Continued

Industry and product ¹	Industry code	Product code	Index base	Index			Unadjusted percent change to Sep. 1987 from —	
				May 1987 ²	Aug. 1987 ²	Sep. 1987 ²	Sep. 1986	Aug. 1987
Printing, publishing, and allied industries	27		12/84	111.7	112.6	112.6	4.1	0
Newspaper publishing	2711		12/79	180.5	182.1	182.6	5.5	.3
Primary products		2711-P	12/79	182.7	184.1	184.7	5.4	.3
Circulation		2711-6	12/79	158.3	158.9	160.2	2.5	.8
Subscriptions		2711-61	12/79	168.7	168.8	171.0	2.5	1.3
Through intermediary		2711-611	12/79	167.9	168.0	170.6	2.3	1.5
Direct to reader		2711-612	12/79	174.7	174.9	174.9	4.3	0
Single copy sales		2711-62	12/79	137.0	138.7	138.1	2.4	-.4
Through intermediary		2711-621	12/79	158.6	162.4	161.1	4.6	-.8
Direct to reader		2711-622	12/79	119.2	(³)	119.2	0	(³)
Advertising		2711-7	12/79	190.3	192.0	192.4	6.2	.2
Classified advertising		2711-71	12/79	201.9	204.8	204.6	7.0	-.1
Retail, manufacturing & other comm'l. advt'g, exc classifieds and insertion of preprinted ads		2711-72	12/79	187.0	188.7	189.3	6.3	.3
National advertising		2711-721	12/79	227.9	228.3	228.3	6.1	0
Local, regional and other advertising		2711-722	12/79	181.6	183.5	184.2	6.4	.4
Insertion of preprinted ads		2711-73	06/86	103.1	102.1	102.1	2.1	0
Insertion of preprinted ads		2711-731	06/86	103.1	102.1	102.1	2.1	0
Secondary products and miscellaneous receipts		2711-SM						
Secondary products		2711-S	12/79	135.7	140.1	139.9	6.9	-.1
Other secondary products		2711-SSS	12/79	135.7	140.2	140.0	7.0	-.1
Preprinted newspaper inserts		2752-533S	06/86	102.0	(³)	(³)	(³)	(³)
Periodical publishing	2721		12/79	173.2	173.9	174.0	3.6	.1
Primary products		2721-P	12/79	177.8	178.5	178.7	3.5	.1
Advertising		2721-A	12/79	190.8	191.6	191.6	4.5	0
Farm periodicals		2721-2	12/79	166.2	166.2	169.8	2.2	2.2
General farm periodicals		2721-211	12/79	150.4	150.4	150.4	0	0
Specialized farm periodicals		2721-215	12/79	196.1	196.1	206.5	5.3	5.3
Business periodicals		2721-4	12/79	170.9	171.0	171.8	4.4	.5
Industrial periodicals		2721-411	12/79	167.7	167.5	168.5	3.6	.6
Merchandising periodicals		2721-413	12/79	174.4	174.6	175.9	5.0	.7
Professional periodicals		2721-415	12/79	172.7	173.4	173.3	5.6	-.1
General periodicals		2721-6	12/79	202.6	203.8	203.1	4.7	-.3
Women's periodicals		2721-643	12/79	191.6	191.6	191.6	3.7	0
General and special interest periodicals		2721-653	12/79	212.4	214.9	213.5	6.0	-.7
Special interest (primarily hobby, entertainment, outdoor sports and auto)		2721-65311	06/86	106.2	107.7	106.6	5.9	-1.0
General interest (inc. general articles, pictures, fiction, nonfiction, travel and humor)		2721-65312	06/86	105.7	106.6	106.6	6.2	0
General news periodicals		2721-663	12/79	194.0	(³)	(³)	(³)	(³)
Other periodicals		2721-73	12/79	145.5	141.7	143.6	1.9	1.3
Other periodicals, n.e.c.		2721-737	12/79	150.3	145.9	148.1	2.8	1.5
Circulation		2721-C	12/79	162.9	163.6	164.0	2.3	.2
Business periodicals		2721-3	12/79	183.6	184.7	186.0	5.1	.7
Industrial periodicals		2721-307	12/79	148.6	148.6	148.6	2.6	0
Merchandising periodicals		2721-313	12/79	209.2	209.2	213.8	6.2	2.2
Professional periodicals		2721-317	12/79	183.2	185.1	185.3	5.2	.1
General periodicals		2721-5	12/79	160.2	160.5	160.8	1.5	.2
Women's periodicals		2721-54	12/79	146.5	146.5	146.5	.1	0
Subscriptions		2721-543	12/79	137.2	137.2	137.2	-.1	0
Single copy sales		2721-545	02/80	156.3	156.3	156.3	.2	0
General and special interest periodicals		2721-55	12/79	168.8	169.2	169.8	2.5	.4
Subscriptions		2721-553	12/79	181.3	181.7	182.7	3.6	.6
Special interest (primarily hobby, entertainment, outdoor sports and auto)		2721-55311	06/86	105.0	105.5	106.8	6.5	1.2
General interest (inc. general articles, pictures, fiction, nonfiction, travel and humor)		2721-55312	06/86	101.2	101.2	101.2	1.2	0
Single copy sales		2721-555	12/79	151.3	151.7	151.7	.7	0
Special interest (primarily hobby, entertainment, outdoor sports and auto)		2721-55511	06/86	102.7	103.1	103.1	1.0	0
General news periodicals		2721-56						
Other periodicals		2721-7A	12/79	142.8	148.0	146.9	4.0	-.7
Religious periodicals		2721-703	12/79	164.0	164.8	165.0	2.4	.1
Subscriptions		2721-71701	06/86	100.0	107.7	105.4	5.4	-2.1
Single copy sales		2721-71702	02/86	100.1	108.6	108.7	8.7	.1
Secondary products and miscellaneous receipts		2721-SM						
Secondary products		2721-S	12/79	141.8	141.8	141.8	1.1	0
Other secondary products		2721-SSS	12/79	207.9	207.9	207.9	6.7	0
Book publishing		2731-S	12/79	131.6	131.6	131.6	0	0
Books	273		12/84	111.3	112.3	112.8	4.8	.4
Book publishing	2731		12/80	146.1	147.4	148.2	5.3	.5
Primary products		2731-P	12/80	146.8	148.2	149.1	5.3	.6
Textbooks		2731-1	12/80	168.8	169.6	170.1	6.0	.3
Elementary textbooks		2731-1A	12/80	164.2	164.4	165.9	8.0	.9
Hardbound		2731-111	12/80	157.1	157.3	159.5	7.9	1.4
Paperbound		2731-112	12/80	182.3	182.3	182.3	8.2	0

See footnotes at end of table.

Table 5. Producer price indexes for the net output of selected industries and their products—Continued

Industry and product ¹	Industry code	Product code	Index base	Index			Unadjusted percent change to Sep. 1987 from —	
				May 1987 ²	Aug. 1987 ²	Sep. 1987 ²	Sep. 1986	Aug. 1987
Book publishing—Continued								
High school textbooks		2731-1B	12/80	164.4	164.4	164.4	5.3	0
Hardbound		2731-113	12/80	167.9	167.9	167.9	5.1	0
College textbooks		2731-1C	12/80	174.8	175.1	175.7	4.4	.3
Hardbound		2731-115	12/80	172.3	172.5	173.5	4.1	.6
Paperbound		2731-116	12/80	184.7	185.9	184.8	5.5	-.6
Workbooks		2731-12	12/80	173.5	177.3	176.2	8.3	-.6
Elementary workbooks		2731-121	12/80	174.0	179.2	177.7	10.0	-.8
Technical, scientific and professional books		2731-3	12/80	139.7	140.6	140.5	2.0	-.1
Medical books		2731-32	12/80	137.0	140.1	139.6	2.1	-.4
Hardbound		2731-325	12/80	136.1	138.4	138.0	.8	-.3
Paperbound		2731-327	12/80	143.4	153.3	151.6	12.1	-1.1
Other technical, scientific and professional books		2731-34	12/80	142.9	142.9	142.9	0	0
Hardbound		2731-345	12/80	143.5	143.5	143.5	0	0
Religious books		2731-4	12/80	142.7	143.9	143.9	5.8	0
Other religious books		2731-44	12/80	151.3	151.3	151.3	8.5	0
General books		2731-5	12/80	132.1	134.9	136.9	6.5	1.5
Mass market books		2731-531	12/80	135.3	138.3	(³)	(³)	(³)
Adult trade books		2731-54	12/80	124.3	124.9	124.9	5.1	0
Hardbound		2731-541	12/80	115.0	115.0	115.0	3.3	0
Paperbound		2731-543	12/80	142.5	144.5	144.5	8.2	0
Juvenile books		2731-55	12/80	133.4	133.4	133.4	9.4	0
General reference books		2731-7	12/80	139.0	139.0	139.0	4.2	0
Subscription reference books		2731-72	12/80	137.8	137.8	137.8	5.5	0
Encyclopedias		2731-721	12/80	139.1	139.1	139.1	6.3	0
Other reference books		2731-74	12/80	142.9	142.9	142.9	0	0
Other		2731-749	12/80	155.5	155.5	155.5	0	0
Secondary products and miscellaneous receipts		2731-SM						
Secondary products		2731-S	12/80	150.4	151.0	151.0	2.2	0
Book printing	2732		12/83	111.9	112.0	112.0	.7	0
Primary products		2732-P	12/83	113.2	113.3	113.3	.9	0
Books, printing only, lithographic		2732-1	12/83	125.2	(³)	(³)	(³)	(³)
Books, printing and binding, lithographic		2732-2	12/83	111.3	111.5	111.5	2.1	0
Elementary and high school textbooks		2732-2A	12/83	(³)	(³)	(³)	(³)	(³)
College textbooks		2732-2B	12/83	113.1	114.1	(³)	(³)	(³)
Technical, scientific, business, and professional books		2732-2C	12/83	110.5	110.5	110.5	2.1	0
Hardbound		2732-228	12/83	106.4	106.4	106.4	2.1	0
Paperbound		2732-229	12/83	114.3	114.3	114.3	2.2	0
General consumer and trade books		2732-2D	12/83	109.4	109.7	109.7	1.9	0
Hardbound		2732-232	12/83	114.6	114.6	114.6	1.5	0
Paperbound		2732-234	12/83	102.0	102.5	(³)	(³)	(³)
Books, printing only or printing and binding, other than lithographic		2732-8						
Printing and binding		2732-82	12/83	106.5	105.1	105.2	-2.1	.1
All other printing processes, including gravure and screen		2732-823	12/83	102.2	(³)	(³)	(³)	(³)
Paperbound		2732-82355	12/83	109.1	(³)	(³)	(³)	(³)
Pamphlets, workbooks, and tests, printing only or printing and binding ...		2732-9						
Lithographic printing		2732-91	12/83	118.3	119.1	119.3	2.8	.2
Workbooks and tests		2732-915	12/83	130.3	131.2	131.4	2.8	.2
Printing and binding		2732-91502	12/83	119.5	120.5	120.7	3.3	.2
Miscellaneous publishing	2741		06/84	116.5	123.0	117.9	8.2	-4.1
Primary products		2741-P	06/84	116.9	123.6	118.2	8.4	-4.4
Catalogs and directories, publishing		2741-1	06/84	112.6	133.3	114.8	7.2	-13.9
Directories		2741-11	06/84	113.5	136.4	114.1	6.8	-16.3
Telephone		2741-113	09/84	120.6	(³)	120.6	8.9	(³)
Other, including business reference services		2741-115	06/84	101.2	102.8	102.8	2.8	0
Business service publications		2741-2	06/84	114.2	115.3	115.3	6.1	0
Other business service publications, looseleaf and hardbound		2741-215	06/84	117.4	118.6	118.6	6.1	0
Other miscellaneous publishing		2741-3	06/84	121.9	122.3	122.8	10.9	.4
Shopping news		2741-321	06/84	128.3	128.3	128.4	6.5	.1
Patterns, including clothing patterns		2741-396	08/84	111.5	(³)	(³)	(³)	(³)
Other miscellaneous publications (almanacs, yearbooks, etc.)		2741-398	06/84	147.6	147.6	147.8	35.1	.1
Secondary products and miscellaneous receipts		2741-SM						
Miscellaneous receipts		2741-M	06/84	112.1	(³)	112.1	2.7	(³)
Contract work and other miscellaneous receipts		2741-XY9	06/84	115.1	(³)	(³)	(³)	(³)
Secondary products		2741-S	06/84	110.5	115.4	115.4	6.2	0

See footnotes at end of table.

Table 5. Producer price indexes for the net output of selected industries and their products—Continued

Industry and product ¹	Industry code	Product code	Index base	Index			Unadjusted percent change to Sep. 1987 from —	
				May 1987 ²	Aug. 1987 ²	Sep. 1987 ²	Sep. 1986	Aug. 1987
Commercial printing	275		12/84	106.6	107.3	107.5	2.5	0.2
Commercial printing, letterpress	2751		06/82	119.9	121.4	122.0	4.0	.5
Primary products		2751-P	06/82	118.2	119.7	120.4	4.2	.6
Labels and printed rolls and sheets for packaging purposes, letterpress		2751-2	06/82	112.7	112.7	112.6	1.9	-.1
Labels, custom and stock, printed, including bordered, made of paper or foil, excluding cloth		2751-2A	06/82	112.6	112.6	112.5	.2	-.1
Rolls, pressure sensitive, letterpress		2751-218	06/82	106.4	106.4	(³)	(³)	(³)
Flexographic pressure sensitive, flat and rolls		2751-219	06/82	117.5	117.5	117.2	-.2	-.3
Printed rolls and sheets for packaging purposes		2751-2B	06/82	112.8	112.8	112.8	5.4	0
Other letterpress, including flexographic, multiweb and single web ...		2751-243	06/82	101.9	102.0	102.0	2.6	0
Advertising printing, letterpress		2751-5	06/82	136.7	(³)	(³)	(³)	(³)
Other general job printing, letterpress		2751-6	06/82	123.8	124.7	126.8	5.1	1.7
Tags, printed, including embossed		2751-675	07/82	115.4	118.8	118.8	5.7	0
All other general commercial printing, letterpress, including flexographic, n.e.c.		2751-698	06/82	126.0	126.1	128.4	5.2	1.8
Screen process printing, except textiles		2751-9	06/82	118.3	118.6	118.6	3.3	0
Decalcomanias and pressure sensitives, excluding labels		2751-911	06/82	122.2	122.2	122.2	2.8	0
Labels, excluding labels made of cloth		2751-912						
Pressure sensitive, flat and rolls		2751-91217	06/82	112.9	112.9	112.9	.9	0
Display advertising posters		2751-923	06/82	133.8	137.0	137.0	15.6	0
Counter and floor displays, point of purchase, and other display material		2751-925	06/82	113.9	113.9	114.2	2.6	.3
All other screen process printing, n.e.c.		2751-998	06/82	124.1	124.2	124.2	3.7	0
Secondary products and miscellaneous receipts		2751-SM						
Miscellaneous receipts		2751-M	06/82	107.3	112.7	111.9	8.5	-.7
Contract work and other miscellaneous receipts		2751-XY9	06/82	105.1	123.0	120.5	28.9	-2.0
Secondary products		2751-S	06/82	135.1	135.7	136.1	2.3	.3
Paper coating and glazing		2641-S	06/82	122.3	122.4	122.4	1.5	0
Other secondary products		2751-SSS	06/82	128.0	128.5	129.5	3.1	.8
Commercial printing, lithographic		2752-S	06/82	129.8	130.6	131.0	3.0	.3
Commercial printing, lithographic	2752		06/82	114.9	115.4	115.5	2.1	.1
Primary products		2752-P	06/82	114.9	115.4	115.5	1.9	.1
Magazine and periodical printing, lithographic		2752-1	06/82	115.5	113.7	114.2	1.2	.4
Magazines and periodicals, excluding Sunday supplements, sheet-fed		2752-112	06/82	117.0	117.0	117.0	2.0	0
Magazines and periodicals, excluding Sunday supplements, web-fed ...		2752-114	06/82	114.5	112.3	112.9	.5	.5
Labels and printed rolls and sheets for packaging purposes, lithographic		2752-2	06/82	112.0	112.0	112.0	.4	0
Labels, custom and stock, printed, excluding cloth		2752-211						
Flat, except pressure sensitive, sheet-fed		2752-21101	08/82	110.8	(³)	(³)	(³)	(³)
Pressure sensitive, flat and rolls		2752-21107	06/82	122.0	(³)	(³)	(³)	(³)
Catalog and directory printing, lithographic		2752-3	06/82	113.2	114.0	114.3	2.0	.3
Catalogs, sheet-fed		2752-312	06/82	120.1	122.2	122.9	3.9	.6
Catalogs, web-fed		2752-314	06/82	108.8	109.5	109.5	1.2	0
Telephone directories		2752-317	06/82	111.6	109.6	109.6	0	0
Other directories, including business reference services		2752-319	06/82	113.9	113.9	113.9	.4	0
Financial and legal printing, lithographic		2752-4	06/82	113.9	116.6	115.7	1.5	-.8
Annual reports and other corporate financial printing		2752-413	06/82	113.6	118.9	116.7	2.7	-1.9
Other financial and legal printing		2752-419	06/82	115.2	115.3	115.3	-.3	0
Bank form printing, excluding checkbooks		2752-427	06/82	114.3	(³)	117.7	3.9	(³)
Advertising printing, lithographic		2752-5	06/82	115.3	116.4	116.6	2.4	.2
Direct mail, sheet-fed		2752-512	06/82	121.6	122.1	123.2	3.4	.9
Direct mail, web-fed		2752-514	06/82	116.5	119.7	119.8	2.9	.1
Display advertising posters		2752-523	06/82	101.5	(³)	101.5	.3	(³)
Counter and floor displays, point of purchase, and other printed display material		2752-525	06/82	120.9	120.9	(³)	(³)	(³)
Preprinted newspaper inserts, sections of 2 pages or more		2752-533	06/82	105.7	(³)	(³)	(³)	(³)
Other advertising printing, sheet-fed		2752-551	06/82	112.2	112.3	112.4	1.1	.1
Other advertising printing, web-fed		2752-553	06/82	120.2	124.3	121.6	2.4	-2.2
Other general job printing, lithographic		2752-6	06/82	115.5	116.1	116.1	2.0	0
Scientific and technical recording charts and chart paper, excluding pen ruled		2752-613	06/82	119.2	120.7	120.7	1.3	0
Newspapers, web-fed		2752-614	06/82	104.3	104.3	(³)	(³)	(³)
Calendars and calendar pads		2752-643	06/82	122.7	(³)	125.3	4.3	(³)
Ticket, coupon, and food and beverage check printing		2752-644	06/82	115.5	115.7	115.6	2.0	-.1
Business forms, excluding blank books and looseleaf forms, sheet-fed		2752-692	06/82	116.0	116.1	116.1	3.7	0
All other general commercial printing, n.e.c., sheet-fed		2752-697	06/82	121.1	121.5	121.5	3.1	0
All other general commercial printing, n.e.c., web-fed		2752-699	06/82	133.8	137.9	136.5	5.1	-1.0
Secondary products and miscellaneous receipts		2752-SM						
Miscellaneous receipts		2752-M	06/82	110.1	110.1	110.1	0	0
Contract work and other miscellaneous receipts		2752-XY9	06/82	107.1	107.1	107.1	0	0
Resales		2752-Z89	08/82	111.6	(³)	(³)	(³)	(³)
Secondary products		2752-S	06/82	116.0	116.8	116.8	4.5	0
Book printing		2732-S	06/82	109.8	111.9	111.4	2.3	-.4
Commercial printing, letterpress		2751-S	06/82	118.1	118.4	118.7	1.0	.3
Other secondary products		2752-SSS	06/82	126.4	125.9	126.0	15.7	.1
Manifold business forms		2761-S	06/82	113.7	115.0	115.0	4.3	0
Typesetting		2791-S	04/83	100.4	(³)	100.4	.2	(³)

See footnotes at end of table.

Table 5. Producer price indexes for the net output of selected industries and their products—Continued

Industry and product ¹	Industry code	Product code	Index base	Index			Unadjusted percent change to Sep. 1987 from —		
				May 1987 ²	Aug. 1987 ²	Sep. 1987 ²	Sep. 1986	Aug. 1987	
Engraving and plate printing	2753		12/84	104.4	104.9	105.2	2.0	0.3	
Primary products			12/84	104.6	104.8	105.2	2.0	.4	
Printed products		2753-1	12/84	105.7	106.1	106.1	1.9	0	
Securities		2753-112	A01	12/84	105.8	106.9	106.9	2.0	0
Social		2753-122	A01	12/84	106.0	(³)	(³)	(³)	(³)
Commercial		2753-132	A01	12/84	105.5	105.5	105.5	3.3	0
Plates made for others, excluding duplicates		2753-2	12/84	104.2	104.2	106.3	4.4	2.0	
Other plates, excluding intaglio		2753-252	12/84	104.8	104.8	107.6	5.1	2.7	
Secondary products and miscellaneous receipts		2753-SM							
Secondary products		2753-S	12/84	104.8	107.1	108.6	3.6	1.4	
Commercial printing, gravure	2754		06/82	107.1	107.1	107.4	.8	.3	
Primary products		2754-P	06/82	106.9	106.9	107.1	.7	.2	
Labels and printed rolls and sheets for packaging purposes, gravure		2754-2							
Labels, custom and stock, excluding cloth		2754-22	06/82	112.6	112.6	112.6	1.0	0	
Rolls, except pressure sensitive		2754-224	06/82	113.4	113.4	113.4	1.9	0	
Printed rolls and sheets for packaging purposes, excluding bags, envelopes, pouches, etc.		2754-23	06/82	105.2	105.2	105.2	1.0	0	
Paper, single web		2754-232	06/82	101.6	101.6	101.6	1.4	0	
Other, including multiweb structures		2754-235	06/82	109.8	109.7	109.7	.5	0	
Other general job printing, gravure		2754-6	06/82	110.8	111.1	111.1	.5	0	
All other general commercial printing, n.e.c.		2754-698	06/82	107.6	107.8	107.8	.7	0	
Gravure plates and cylinders		2754-7	06/82	105.6	106.0	105.9	.3	-.1	
Secondary products and miscellaneous receipts		2754-SM							
Secondary products		2754-S	06/82	109.1	109.4	109.5	.6	.1	
Commercial printing, letterpress		2751-S	06/82	106.4	106.4	106.4	.2	0	
Commercial printing, lithographic		2752-S	06/82	104.6	104.6	104.6	1.2	0	
Other secondary products		2754-SSS	06/82	112.9	113.6	113.6	.6	0	
Manifold business forms	2761		12/83	111.8	111.2	111.0	1.6	-.2	
Primary products		2761-P	12/83	111.5	110.8	110.5	1.7	-.3	
Unit set forms		2761-2	12/83	114.9	114.9	114.0	3.4	-.8	
Custom printed		2761-25	12/83	115.5	114.8	113.8	3.3	-.9	
Carbon		2761-253	12/83	116.6	116.0	114.4	3.5	-1.4	
Carbonless		2761-255	12/83	110.9	109.8	111.2	1.9	1.3	
Manifold books, including sales, and pegboard accounting systems		2761-3	12/83	107.0	110.3	110.0	2.8	-.3	
Pegboard accounting systems		2761-311	12/83	108.9	114.7	114.7	4.8	0	
Sales and other manifold books		2761-313	12/83	105.7	107.2	106.7	1.3	-.5	
Custom printed		2761-31342	12/83	107.4	109.0	108.4	1.3	-.6	
Custom continuous forms, with or without carbon, marginally punched or not		2761-5	12/83	112.8	110.3	110.3	-1.2	0	
Custom fanfold		2761-531	12/83	117.2	115.6	115.6	5.5	0	
All other custom printed continuous forms		2761-557	12/83	112.4	109.6	109.7	-2.1	.1	
One part		2761-5578	12/83	119.2	115.7	116.1	-1.7	.3	
Multiple parts		2761-5579	12/83	110.0	107.5	107.5	-2.1	0	
Carbon		2761-55792	12/83	110.0	107.8	107.2	-1.7	-.6	
Carbonless		2761-55794	12/83	110.3	106.3	109.0	-4.4	2.5	
Stock continuous forms		2761-7	12/83	106.0	106.1	106.1	3.5	0	
Stock shelf forms		2761-76	12/83	105.9	106.0	106.0	3.4	0	
One part		2761-761	12/83	105.0	104.8	105.4	5.6	.6	
Multiple parts		2761-762	12/83	106.4	106.6	106.3	2.3	-.3	
Carbon		2761-76203	12/83	105.4	105.6	104.5	1.9	-1.0	
All other stock forms		2761-78	12/83	111.9	111.9	111.9	9.2	0	
Secondary products and miscellaneous receipts		2761-SM							
Secondary products		2761-S	12/83	120.2	120.3	121.4	2.9	.9	
Commercial printing, lithographic		2752-S	12/83	125.1	125.1	125.1	.9	0	
Other secondary products		2761-SSS	12/83	115.7	115.8	118.2	5.8	2.1	
Greeting card publishing	2771		12/85	101.5	100.1	102.0	1.9	1.9	
Primary products		2771-P	12/85	102.9	100.8	103.7	3.5	2.9	
Publishers' sales		2771-1	12/85	102.9	100.8	103.7	3.5	2.9	
Seasonal greeting cards		2771-1A	12/85	101.3	101.6	101.7	1.3	.1	
Counter cards		2771-111	12/85	100.0	100.0	100.0	0	0	
Packaged cards (including boxed cards)		2771-112	12/85	103.4	104.1	104.4	3.4	.3	
Non-seasonal greeting cards		2771-1B	12/85	104.5	100.1	105.6	5.6	5.5	
Counter cards		2771-153	12/85	104.7	(³)	106.0	6.0	(³)	
Packaged cards (including boxed cards)		2771-155	12/85	101.6	101.6	101.6	(³)	0	
Secondary products and miscellaneous receipts		2771-SM							
Secondary products		2771-S	12/85	93.8	93.8	93.8	-6.2	0	
Blankbooks, looseleaf binders, and bookbinding and related work	278		06/85	106.2	107.6	107.8	2.8	.2	
Blankbooks and looseleaf binders	2782		06/85	106.5	108.2	108.6	2.9	.4	
Primary products		2782-P	06/85	105.6	107.7	108.1	3.1	.4	
Blankbook making		2782-1	06/85	107.9	111.3	111.8	4.6	.4	
Columnar, ledger, and account books		2782-111	06/85	102.3	102.3	107.0	4.6	4.6	
Diaries and appointment books		2782-135	06/85	100.9	(³)	(³)	(³)	(³)	
Checkbooks, inserts and refills, excluding continuous forms and die cut		2782-141	06/85	108.2	112.8	113.2	4.6	.4	
Letterpress process		2782-14111	06/85	108.4	112.2	112.7	4.0	.4	

See footnotes at end of table.

Table 5. Producer price indexes for the net output of selected industries and their products—Continued

Industry and product ¹	Industry code	Product code	Index base	Index			Unadjusted percent change to Sep. 1987 from —	
				May 1987 ²	Aug. 1987 ²	Sep. 1987 ²	Sep. 1986	Aug. 1987
Blankbooks and looseleaf binders—Continued								
Miscellaneous blankbooks and paper ruling		2782-151	06/85	101.4	(?)	102.5	1.1	(?)
Other miscellaneous blankbooks		2782-15155	06/85	105.8	(?)	106.9	1.0	(?)
Looseleaf binders and devices		2782-2	06/85	101.5	101.0	101.1	0	0.1
Looseleaf binders, ring and prong type, including looseleaf memo books		2782-233	06/85	99.6	98.7	99.0	-1.1	.3
Miscellaneous looseleaf binders and devices		2782-239	06/85	106.6	107.7	107.8	2.1	.1
Other looseleaf binders and devices		2782-23998	06/85	107.6	106.9	107.3	2.3	.4
Secondary products and miscellaneous receipts		2782-SM						
Miscellaneous receipts		2782-M	06/85	155.3	(?)	(?)	(?)	(?)
Secondary products		2782-S	06/85	104.1	104.0	104.5	2.8	.5
Stationery products		2648-S	06/85	108.1	108.1	108.1	6.4	0
Other secondary products		2782-SSS	06/85	98.2	95.1	96.1	-3	1.1
Bookbinding and related work								
Primary products	2789	2789-P	12/85	103.4	104.1	104.1	2.7	0
Edition, library, trade and other hardcover bookbinding of materials printed elsewhere		2789-1	12/85	104.8	106.8	106.3	3.4	-5
Technical, scientific, business and professional books, and college textbooks		2789-112	12/85	113.9	120.0	117.0	4.8	-2.5
Other books n.e.c. including dictionaries		2789-116	12/85	104.9	109.1	108.5	6.9	-5
Library binding including prebinding, rebinding, and hardcover binding of periodicals		2789-141	12/85	103.8	102.8	102.6	1.2	-2
Other book and pamphlet binding and related work		2789-2	12/85	102.6	102.9	103.3	2.8	.4
Soft cover binding of books (49 pages or more)		2789-223	12/85	101.8	101.8	103.0	.9	1.2
Pamphlet and other soft cover binding		2789-225	12/85	100.1	100.1	100.1	.7	0
Mechanical binding of products printed elsewhere		2789-261	12/85	101.2	103.6	105.8	6.2	2.1
Miscellaneous bookbinding work and related service operations on material printed elsewhere		2789-291	12/85	104.8	104.8	104.8	4.0	0
Secondary products and miscellaneous receipts		2789-SM						
Miscellaneous receipts		2789-M	12/85	(?)	(?)	(?)	(?)	(?)
Contract work and other miscellaneous receipts		2789-XY9	12/85	(?)	(?)	(?)	(?)	(?)
Secondary products		2789-S	12/85	102.9	101.2	101.2	1.4	0
Other secondary products		2789-SSS	12/85	102.5	102.5	102.5	2.0	0
Service industries for the printing trade								
Typesetting	2791	2791-P	06/85	103.2	103.4	103.5	2.4	.1
Primary products		2791-P	06/85	103.3	103.5	103.6	2.6	.1
Hot metal and related typesetting, including hand and machine composition		2791-1	06/85	100.5	100.5	100.5	0	0
Photographic typesetting, including phototypesetting and photolettering		2791-2	06/85	104.0	104.3	104.5	3.3	.2
Computer controlled, with pagination capability		2791-211	06/85	104.0	104.2	104.4	3.2	.2
All other phototypesetting		2791-212	06/85	104.4	105.3	105.3	3.5	0
Secondary products and miscellaneous receipts		2791-SM						
Secondary products		2791-S	06/85	102.5	102.5	102.5	0	0
Other secondary products		2791-SSS	06/85	103.8	103.8	(?)	(?)	(?)
Photoengraving								
Primary products	2793	2793-P	06/85	103.0	103.0	103.0	.7	.0
Photoengraving plates made for others		2793-1	06/85	102.6	102.6	102.6	.6	0
Zinc		2793-113	06/85	102.3	102.3	102.3	3.0	0
Magnesium		2793-117	06/85	104.4	104.4	104.4	0	0
Other		2793-119	06/85	101.8	101.8	101.8	0	0
Secondary products and miscellaneous receipts		2793-SM						
Secondary products		2793-S	06/85	105.4	105.4	105.4	1.1	0
Other secondary products		2793-SSS	06/85	105.3	105.3	105.3	2.0	0
Lithographic platemaking services		2795-S	06/85	105.5	105.5	105.5	.4	0
Lithographic platemaking services								
Primary products	2795	2795-P	12/85	102.4	104.7	104.0	3.1	-7
Lithographic plates		2795-1	12/85	102.2	104.2	103.4	2.6	-8
Diazo type plates prepared for printing		2795-113	12/85	100.6	103.4	101.0	1.3	-2.3
Wipe on plates		2795-115	12/85	103.7	107.4	105.9	3.5	-1.4
All other lithographic plates		2795-115	12/85	(?)	(?)	(?)	(?)	(?)
Lithographic platemaking services		2795-129	12/85	104.0	105.8	103.7	2.2	-2.0
Color corrected process positives or negatives on film		2795-2	12/85	102.9	104.5	104.4	3.1	-1
All other film		2795-231	12/85	102.9	104.1	104.5	3.3	.4
Assembled flats for platemaking		2795-239	12/85	101.7	104.7	103.2	2.4	-1.4
Secondary products and miscellaneous receipts		2795-241	12/85	104.2	106.0	105.8	3.0	-2
Secondary products		2795-SM						
Photoengraving		2795-S	12/85	103.3	107.6	107.2	5.7	-4
Other secondary products		2793-S	12/85	101.9	101.9	104.9	4.2	2.9
Other secondary products		2795-SSS	12/85	104.2	111.5	108.7	6.8	-2.5
Chemicals and allied products								
Industrial inorganic chemicals	28		12/84	103.1	104.7	105.2	5.4	.5
Alkalies and chlorine	281		12/84	100.9	102.6	102.5	1.7	-1
Primary products	2812	2812-P	12/80	99.3	101.5	101.4	.4	-1
Other secondary products			12/80	95.5	100.9	97.7	6.8	-3.2

See footnotes at end of table.

Table 5. Producer price indexes for the net output of selected industries and their products—Continued

Industry and product ¹	Industry code	Product code	Index base	Index			Unadjusted percent change to Sep. 1987 from —	
				May 1987 ²	Aug. 1987 ²	Sep. 1987 ²	Sep. 1986	Aug. 1987
Alkalies and chlorine—Continued								
Chlorine		2812-1	12/80	127.0	130.6	129.4	3.6	-0.9
Liquid chlorine		2812-115	12/80	124.9	128.3	127.3	2.8	-.8
Sodium hydroxide (caustic soda)		2812-3	12/80	77.4	84.2	79.6	10.1	-5.5
All other concentrations - liquid		2812-365	12/80	75.2	82.1	77.0	12.4	-6.2
50 percent regular diaphragm grade		2812-36511	12/80	80.4	87.7	81.5	15.8	-7.1
50 percent from mercury cell		2812-36512	12/80	65.7	72.1	68.2	6.6	-5.4
Secondary products and miscellaneous receipts		2812-SM						
Secondary products		2812-S	12/80	105.1	101.9	106.9	-8.5	4.9
Industrial gases								
Primary products	2813		06/81	114.0	112.9	112.8	-1.1	-1
Acetylene		2813-P	06/81	112.3	110.9	110.8	-1.7	-1
Carbon dioxide		2813-2	06/81	120.6	120.6	120.6	0	0
Nitrogen		2813-3	06/81	126.4	114.5	110.4	-2.8	-3.6
Oxygen		2813-5	06/81	96.7	96.9	96.9	-1.7	0
Other industrial gases		2813-6	06/81	114.7	112.5	112.5	(?)	0
		2813-7	06/81	118.0	119.5	120.8	-1.5	1.1
Inorganic pigments								
Primary products	2816		06/83	116.4	121.7	121.3	7.7	-3
Titanium pigments		2816-P	06/83	118.2	122.1	122.2	7.5	.1
Chrome colors and other inorganic pigments		2816-1	06/83	120.4	119.6	119.6	2.8	0
Chrome colors		2816-3	06/83	114.4	126.5	126.5	15.8	0
Other chrome colors, incl. chrome green (chrome yellow and iron blue)		2816-31	06/83	114.6	114.5	114.5	4.7	0
Iron oxide pigments		2816-319	06/83	104.5	102.8	102.8	-1.6	0
Colored lead pigments		2816-331	06/83	112.9	115.7	116.1	4.7	.3
Litharge		2816-34	06/83	129.1	185.9	(?)	(?)	(?)
All other color pigments, incl. iron blues, pearl essence, and copper oxides		2816-345	06/83	129.1	185.9	(?)	(?)	(?)
Secondary products and miscellaneous receipts		2816-398	06/83	109.1	120.5	120.1	13.4	-3
Secondary products		2816-SM						
Other secondary products		2816-S	06/83	105.2	120.5	117.8	12.0	-2.2
		2816-SSS	06/83	106.4	111.7	109.3	2.7	-2.1
Industrial inorganic chemicals, n.e.c.								
Primary products	2819		12/82	102.2	103.8	103.9	1.5	.1
Sulfuric acid (new and fortified)		2819-P	12/82	103.8	104.2	104.5	-.2	.3
Oleum grades		2819-3	12/82	95.6	94.1	94.0	-6.2	-1
Other than oleum grades		2819-314	12/82	(?)	(?)	(?)	(?)	(?)
Other inorganic acids (ex. sulfuric, nitric and phosphoric)		2819-331	12/82	99.8	98.0	97.9	-2.2	-1
Hydrochloric acid		2819-4	12/82	87.5	86.9	87.2	-2.0	.3
Other inorganic acids, n.e.c., inc. boric, chromic, hydrocyanic, and mixed (sulf. and nitric)		2819-44	12/82	(?)	114.8	114.8	(?)	0
Aluminum oxide (ex. natural alumina)		2819-498	12/82	82.5	82.8	82.9	-.8	.1
Other aluminum compounds, n.e.c.		2819-5	12/82	(?)	122.1	(?)	(?)	(?)
Aluminum hydroxide (trihydrate)		2819-6	12/82	102.9	100.1	100.9	-.8	.8
Potassium and sodium compounds (ex. bleaches, alkalies and alums)		2819-625	12/82	(?)	122.2	(?)	(?)	0
Sodium compounds (inc. sodium metal)		2819-7	12/82	105.5	104.7	105.7	-1.5	1.0
Sodium phosphates		2819-7A	12/82	102.8	101.8	102.9	-1.6	1.1
Sodium tripolyphosphate (STPP)		2819-73	12/82	99.3	97.6	97.8	-5.0	.2
Other selected sodium phosphates (mono, di, tri, and tetrabasic; meta- and acid pyro)		2819-738	12/82	95.5	92.7	94.0	-6.5	1.4
Sodium silicates and silicofluoride		2819-739	12/82	109.6	110.7	107.9	-1.6	-2.5
Sodium sulfate, sulfide, sulfite and thiosulfate (hypo)		2819-74	04/83	100.7	(?)	(?)	(?)	(?)
Sodium sulfate		2819-77	12/82	(?)	(?)	(?)	(?)	(?)
High purity (anhydrous, > 97% NaSO ₄)		2819-771	12/82	(?)	(?)	(?)	(?)	(?)
Sodium metal and other sodium compounds (inc. sod. borate, fluoride, hydrosulfide, etc.)		2819-77101	12/82	106.2	(?)	(?)	(?)	(?)
Potassium compounds, n.e.c.		2819-788	12/82	106.6	105.8	106.0	-.4	.2
Inorganic chemical catalytic preparations, n.e.c.		2819-7B	12/82	120.4	120.4	120.4	-1.1	0
Inorganic chemical catalytic preparations, n.e.c.		2819-8						
Other industrial inorganic chemicals, n.e.c.		2819-811	12/82	99.0	96.2	96.7	-3.5	.5
Selected alkali earth metal compounds, n.e.c.		2819-9	12/82	100.0	102.1	102.1	-.5	0
Calcium compounds		2819-9A	12/82	104.4	104.6	105.2	1.1	.6
Barium and magnesium compounds (inc. bulk epsom salts)		2819-91	12/82	100.9	(?)	(?)	(?)	(?)
Selected semi-metallic mineral compounds, iodine and hydrogen peroxide		2819-922	12/82	120.9	(?)	125.0	5.0	(?)
Antimony, arsenic, bismuth and selenium compounds, n.e.c. (ex. antimony-124 and 125)		2819-93	12/82	104.2	(?)	(?)	(?)	(?)
Activated carbon (granular and pulverized) and silica gel		2819-939	12/82	106.7	(?)	(?)	(?)	(?)
Selected metallic mineral compounds, n.e.c.		2819-9D	12/82	(?)	(?)	(?)	(?)	(?)
Chromium, manganese, cobalt (ex. cobalt-60), and nickel compounds, n.e.c.		2819-9F	12/82	93.0	94.6	94.2	0	-.4
Lead and zinc compounds, n.e.c.		2819-982	12/82	96.7	(?)	(?)	(?)	(?)
Copper, iron and silver compounds, n.e.c.		2819-983	07/87	108.4	(?)	(?)	(?)	(?)
Radioactive isotopes and compounds (ex. radiopharmaceuticals)		2819-984	12/82	98.2	101.8	100.8	.3	-1.0
Other, inc. reagent from tech. grades, industrial bleaches, gold & titanium compounds		2819-9G	12/82	126.3	126.2	126.3	-.5	.1
Secondary products and miscellaneous receipts		2819-991	12/82	(?)	(?)	(?)	(?)	(?)
Secondary products		2819-998	12/82	145.9	145.6	145.8	1.3	.1
		2819-SM						
		2819-S	12/82	111.4	115.6	115.3	5.7	-3

See footnotes at end of table.

Table 5. Producer price indexes for the net output of selected industries and their products—Continued

Industry and product ¹	Industry code	Product code	Index base	Index			Unadjusted percent change to Sep. 1987 from —	
				May 1987 ²	Aug. 1987 ²	Sep. 1987 ²	Sep. 1986	Aug. 1987
Plastic materials and synthetic resins, rubbers, and non-glass fibers	282		12/84	97.6	101.7	102.6	8.2	0.9
Plastic materials and resins	2821		12/80	114.7	121.2	122.3	12.5	.9
Primary products		2821-P	12/80	111.6	118.3	119.3	12.4	.8
Thermoplastic resins		2821-3	12/80	111.5	117.7	118.8	13.7	.9
Nylon resins		2821-311	12/81	95.3	97.1	(³)	(³)	(³)
Polyester resins saturated		2821-321	12/80	133.4	137.0	(³)	(³)	(³)
Low density polyethylene resins		2821-331	12/80	102.9	109.8	109.7	9.5	-.1
For film and sheeting		2821-33101	12/80	89.7	100.0	100.3	(³)	.3
For all other uses		2821-33103	12/80	128.8	126.6	128.2	(³)	1.3
High density polyethylene resins		2821-341	12/80	100.7	109.5	109.7	(³)	.2
For blow molding		2821-34101	12/80	(³)	106.6	107.1	7.7	.5
For all other uses		2821-34102	12/86	107.0	116.5	116.5	(³)	0
Polypropylene resins		2821-351	12/80	115.6	122.5	120.8	16.3	-1.4
For injection molding		2821-35101	12/80	126.6	133.0	128.5	17.5	-3.4
For fiber and filaments		2821-35102	12/80	118.6	128.9	123.1	22.5	-4.5
Styrene plastics materials		2821-361	12/80	123.1	128.0	131.0	21.9	2.3
Rubber modified polystyrene resins		2821-36102	12/80	113.7	116.6	117.5	(³)	.8
All other styrene plastic materials including styrene acrylonitrile (SAN)		2821-36104	04/82	124.0	133.5	131.1	(³)	-1.8
Vinyl and vinylidene resins		2821-371	12/80	98.2	106.9	110.6	18.5	3.5
Polyvinyl chloride		2821-37101	12/80	94.6	103.0	106.6	21.3	3.5
Other engineering thermoplastic resins		2821-381	12/81	93.0	96.4	94.4	(³)	-2.1
Other non-engineering thermoplastic resins		2821-399	12/80	116.8	116.8	116.8	.1	0
Thermosetting resins		2821-4	12/80	112.4	120.8	122.0	7.6	1.0
Phenolic and other tar acid resins		2821-421	12/80	117.7	139.4	143.5	31.1	2.9
Phenolic molding compounds		2821-42101	12/80	118.7	121.6	121.6	15.7	0
All other phenolic and other tar acid resins		2821-42102	12/80	117.5	143.8	149.1	34.7	3.7
All other thermosetting resins		2821-499	12/80	107.8	114.0	114.6	.1	.5
Secondary products and miscellaneous receipts		2821-SM						
Secondary products		2821-S	12/80	130.6	136.4	137.8	12.9	1.0
Synthetic rubber	2822		06/81	97.4	101.3	104.2	13.5	2.9
Primary products		2822-P	06/81	98.2	104.0	104.2	15.6	.2
Styrene butadiene (SBR)		2822-1	06/81	87.7	96.3	96.0	29.2	-3
Styrene butadiene - solid		2822-111	06/81	86.2	96.6	96.1	33.5	-5
Polybutadiene		2822-2	06/81	69.3	75.2	76.5	(³)	1.7
Other synthetic elastomers		2822-8	06/81	105.0	106.4	106.5	2.5	.1
Secondary products and miscellaneous receipts		2822-SM						
Secondary products		2822-S	06/81	101.7	(³)	(³)	(³)	(³)
Cellulosic man-made fibers	2823		06/84	103.8	103.7	104.4	3.9	.7
Primary products		2823-P	06/84	103.8	103.7	104.4	3.9	.7
Rayon		2823-2	06/84	100.2	99.9	101.9	4.5	2.0
Staple and tow		2823-241	06/84	98.0	(³)	(³)	(³)	(³)
Noncellulosic organic fibers	2824		06/81	91.0	92.5	92.5	-1.3	.0
Primary products		2824-P	06/81	91.3	93.2	93.2	-1.9	0
Yarn and monofilament		2824-7	06/81	95.2	98.0	97.9	-2.0	-1
Nylon and aramid, excluding producer textured yarn		2824-701	06/81	89.9	93.8	93.9	-7.0	.1
Textile		2824-7012	06/81	94.8	97.2	97.7	4.5	.5
All other drawn equivalent deniers		2824-70124	06/81	101.7	102.0	102.0	.5	0
Polyester, excluding producer textured yarn		2824-702	06/81	94.7	95.7	95.2	-1.7	-.5
Textile, selected deniers		2824-7021	06/81	80.2	(³)	(³)	(³)	(³)
145-179 drawn equivalent denier		2824-70212	06/81	71.7	(³)	(³)	(³)	(³)
All other polyester yarn and monofilament, except producer textured		2824-70221	06/81	102.6	104.5	105.4	1.7	.9
Producer textured yarn and monofilament		2824-703	06/81	102.6	105.5	105.2	4.1	-3
Nylon		2824-7032						
Carpet yarn		2824-70322	06/81	97.9	101.5	(³)	(³)	(³)
Staple, tow and fiberfill		2824-8	06/81	85.8	86.2	86.4	-1.6	.2
Nylon and aramid		2824-801	06/81	103.2	104.9	105.4	-5.5	.5
Acrylic and modacrylic		2824-802	06/81	72.3	74.0	74.0	3.9	0
Up to 4 denier		2824-80201	06/81	81.0	83.8	83.8	5.8	0
Polyester		2824-803	06/81	(³)	(³)	(³)	(³)	(³)
Staple and tow		2824-8031	06/81	(³)	(³)	(³)	(³)	(³)
Up to 2.5 denier, excluding fiberfill		2824-80312	06/81	(³)	(³)	(³)	(³)	(³)
Other staple, tow and fiberfill		2824-804	06/81	106.9	(³)	(³)	(³)	(³)
Drugs	283		12/84	119.6	119.9	121.0	7.0	.9
Biological products	2831		03/80	138.6	139.0	140.1	6.1	.8
Primary products		2831-P	03/80	136.6	137.0	138.4	7.0	1.0
Diagnostic substances		2831-A	06/87	(³)	99.4	101.3	(³)	1.9
Reagents		2831-A21	06/87	(³)	98.9	100.9	(³)	2.0
Microbiology, virology & serology products		2831-A27	06/87	(³)	100.5	101.1	(³)	.6
Blood and blood derivatives, for human use		2831-1	03/80	113.2	111.4	110.7	8.5	-.6
Normal human blood serum		2831-117	03/80	(³)	(³)	(³)	(³)	(³)
Other blood derivatives or fractions, except those used for passive immunization		2831-119	03/80	(³)	110.7	109.6	(³)	-1.0

See footnotes at end of table.

Table 5. Producer price indexes for the net output of selected industries and their products—Continued

Industry and product ¹	Industry code	Product code	Index base	Index			Unadjusted percent change to Sep. 1987 from —	
				May 1987 ²	Aug. 1987 ²	Sep. 1987 ²	Sep. 1986	Aug. 1987
Biological products—Continued								
Vaccines, toxoids and antigens, for human use		2831-2	12/80	150.3	(³)	(³)	(³)	(³)
Antigens		2831-213	03/80	154.2	(³)	(³)	(³)	(³)
Other biologicals for human use, except diagnostics		2831-7	06/87	(³)	100.0	100.0	(³)	0
Allergenic extracts & other biologics for human use		2831-725	03/80	(³)	212.8	212.8	(³)	0
Biological products for veterinary use, except diagnostics		2831-8	03/80	(³)	84.9	84.9	(³)	0
Vaccines, bacterins, toxoids & other antigens for active immunization		2831-814	03/80	86.1	87.6	87.6	2.5	0
Other biologics including antitoxins, immune serum, blood & derivatives & allergens		2831-816	06/87	(³)	100.0	(³)	(³)	(³)
Biological products for industrial & other uses		2831-9	03/87	(³)	125.6	124.0	(³)	-1.3
Secondary products and miscellaneous receipts		2831-SM						
Miscellaneous receipts		2831-M	12/80	(³)	152.5	152.5	(³)	0
Secondary products		2831-S	03/80	(³)	143.6	143.6	(³)	0
Medicinal chemicals and botanical products (in bulk)								
Primary products	2833		06/82	93.4	94.0	93.2	1.1	-.9
Synthetic organic medicinal chemicals		2833-P	06/82	89.4	89.3	89.0	.3	-.3
All other synthetic organic medicinal chemicals		2833-1	06/82	86.7	86.6	86.3	.6	-.3
Other medicinals and botanicals		2833-161	06/82	88.9	88.9	89.4	-6.3	0
Botanical drugs		2833-2	06/82	101.7	101.3	101.0	-.7	-.3
Other inorganic medicinals		2833-201	06/82	99.6	100.2	100.2	.6	0
Mixtures of two or more substances for therapeutic or prophylactic use		2833-204	06/82	90.8	(³)	71.4	(³)	(³)
Other mixtures of two or more substances		2833-205	06/82	103.7	103.4	103.6	-.4	.2
Secondary products and miscellaneous receipts		2833-20595	06/82	(³)	(³)	105.1	(³)	(³)
Secondary products		2833-SM						
Other secondary products		2833-S	06/82	108.6	112.8	110.0	4.2	-2.5
		2833-SSS	06/82	104.1	109.5	105.1	.9	-4.0
Pharmaceutical preparations								
Primary products	2834		06/81	163.3	163.7	165.3	7.3	1.0
Pharmaceutical preparations, prescription		2834-P	06/81	166.1	166.4	168.5	8.4	1.3
Analgesics		2834-1	06/81	176.6	176.9	179.9	10.1	1.7
Narcotic analgesics		2834-102	06/81	208.0	220.6	220.6	10.7	0
Codeine and combinations		2834-1021	06/81	197.4	197.5	197.5	8.8	0
Antiarthritics		2834-10211	06/81	190.8	190.8	190.8	9.3	0
Anticoagulants		2834-105	06/81	137.9	137.9	137.9	5.4	0
Anticonvulsants		2834-106	06/81	115.0	125.7	125.5	13.6	-.2
Systemic anti-infectives		2834-107	06/81	174.3	(³)	198.8	(³)	(³)
Broad and medium spectrum antibiotics		2834-111	06/81	149.6	149.3	150.4	7.7	.7
Broad spectrum penicillins		2834-1111	06/81	146.5	146.1	146.9	7.1	.5
Antispasmodic/antisecretory		2834-11112	06/81	117.1	114.5	117.1	2.3	2.3
Bronchial therapy		2834-116	06/81	163.2	163.6	163.6	11.8	0
Cancer therapy products		2834-118	06/81	172.1	174.9	174.9	8.6	0
Cardiovascular therapy		2834-119	06/81	273.2	288.0	288.0	14.6	0
Antihypertensive drugs		2834-121	06/81	188.6	189.4	190.2	8.1	.4
Vasodilators		2834-12119	06/81	186.8	188.0	189.7	10.7	.9
Other cardiovasculars		2834-12129	06/81	168.9	166.1	166.1	1.4	0
CNS stimulants		2834-12191	06/81	193.6	196.2	196.2	8.4	0
Contraceptives (excluding devices, kits, implants, etc.)		2834-123	06/81	247.2	256.4	253.6	13.2	-1.1
Cough and cold preparations		2834-124	06/81	174.7	(³)	(³)	(³)	(³)
Dermatological preparations		2834-125	06/81	176.3	187.2	186.5	5.9	-.4
Diuretics		2834-126	06/81	230.3	231.5	233.5	21.0	.9
Hormones		2834-128	06/81	165.8	165.8	174.4	12.7	5.2
Hospital solutions		2834-135	06/81	152.0	132.9	152.0	9.7	14.4
Muscle relaxants		2834-136	06/81	77.9	77.8	77.6	-3.1	-.3
Nutrients and supplements		2834-139	06/81	191.2	191.2	191.2	8.8	0
Ophthalmic and otic preparations		2834-141	06/81	158.6	161.8	(³)	(³)	(³)
Psychotherapeutics		2834-142	06/81	200.4	203.7	203.7	5.5	0
Vitamins		2834-144	06/81	231.0	233.2	239.2	14.7	2.6
Multivitamins		2834-148	06/81	139.9	141.7	141.7	3.7	0
Miscellaneous prescription pharmaceutical preparations		2834-14819	06/81	167.5	167.5	167.5	5.5	0
Pharmaceutical preparations, non-prescription		2834-198	06/81	188.1	191.6	191.6	11.2	0
Analgesics, internal (except antiarthritics)		2834-2	06/81	145.1	145.7	145.3	3.6	-.3
Aspirin/aspirin-salicylate compounds		2834-201	06/81	167.2	167.1	166.4	1.2	-.4
Non-aspirin (including effervescent)		2834-20101	06/81	178.6	178.5	177.5	.7	-.6
Antacids		2834-20102	06/81	138.1	138.1	138.1	2.9	0
Liquids		2834-202	06/81	150.2	150.9	150.9	5.9	0
Other antacids		2834-20201	06/81	158.0	158.0	158.0	4.2	0
Antiseptics and antibacterials		2834-20202	06/81	143.6	144.8	144.8	7.4	0
Cough and cold preparations		2834-206	06/81	144.7	144.2	144.2	-.3	0
Cough syrups, elixirs, expectorants, drops, lozenges, gums, troches		2834-208	06/81	161.3	161.9	161.9	4.9	0
Cold tablets, capsules (including antihistamine cold preparations)		2834-20819	06/81	138.1	138.1	138.1	3.8	0
Decongestants		2834-20831	06/81	177.2	177.6	177.6	4.2	0
Other cough and cold preparations		2834-20849	06/81	181.4	184.3	184.3	7.1	0
Dermatologicals		2834-20851	06/81	161.1	161.1	161.1	5.2	0
External analgesics and counterirritants		2834-209	06/81	148.1	148.1	147.4	4.9	-.5
Hematinics		2834-211	06/81	103.5	106.0	102.4	-2.1	-3.4
Laxatives		2834-214	06/81	(³)	(³)	(³)	(³)	(³)
Vitamins		2834-216	06/81	134.3	134.3	134.3	4.3	0
Adult multivitamins		2834-221	06/81	119.8	120.4	120.4	2.8	0
		2834-22101	06/81	123.6	124.4	124.3	3.7	-.1

See footnotes at end of table.

Table 5. Producer price indexes for the net output of selected industries and their products—Continued

Industry and product ¹	Industry code	Product code	Index base	Index			Unadjusted percent change to Sep. 1987 from —	
				May 1987 ²	Aug. 1987 ²	Sep. 1987 ²	Sep. 1986	Aug. 1987
Pharmaceutical preparations—Continued								
B-complex		2834-22102	06/81	111.4	113.1	113.1	2.4	0
Other vitamins		2834-22109	06/81	111.5	111.5	111.5	.2	0
Miscellaneous non-prescription pharmaceutical preparations		2834-298	06/81	139.4	141.5	139.3	4.3	-1.6
Pharmaceutical preparations, veterinary		2834-3	06/81	96.6	97.5	97.7	1.8	.2
Prescription		2834-301	06/81	91.0	92.2	92.2	1.7	0
Non-prescription		2834-302	06/81	109.9	109.9	110.5	1.9	.5
Other non-prescription		2834-30209	06/81	113.9	113.9	113.9	1.6	0
Secondary products and miscellaneous receipts		2834-SM						
Miscellaneous receipts		2834-M	06/81	168.6	168.6	168.6	5.4	0
Resales		2834-Z89	06/81	168.6	168.6	168.6	5.4	0
Secondary products		2834-S	06/81	149.5	150.5	150.8	4.5	.2
Biological products		2831-S	06/81	260.0	263.7	264.2	7.6	.2
Other secondary products		2834-SSS	06/81	132.9	133.7	134.0	4.6	.2
Soap, detergents, and cleaning preparations, perfumes, cosmetics and other toilet preparations	284		12/84	106.0	106.4	106.7	1.7	.3
Soap and other detergents	2841		06/83	105.5	105.8	106.3	4.3	.5
Primary products		2841-P	06/83	105.1	105.4	105.6	2.8	.2
Soap and detergents, nonhousehold		2841-1	06/83	107.9	108.6	109.2	3.0	.6
Acid-type cleaners:		2841-1A	06/83	107.3	107.9	107.9	.6	0
Other acid-type cleaners		2841-179	06/83	98.8	98.6	98.7	-.1	.1
Synthetic organic detergents, nonhousehold		2841-1B	06/83	106.5	107.2	107.1	2.2	-.1
Dry (powders), anionic base		2841-141	06/83	115.1	117.4	116.2	2.8	-1.0
Liquid, anionic base		2841-145	06/83	98.5	98.5	98.7	.3	.2
Liquid, cationic and amphoteric		2841-146	06/83	108.2	110.8	112.4	4.7	1.4
Liquid - nonionic base		2841-149	06/83	107.3	107.5	107.7	4.7	.2
Soap: chips, flakes, granulated, powdered, including washing		2841-112	06/83	110.8	113.2	114.6	6.1	1.2
Liquid soap, nonhousehold		2841-114	06/83	110.6	111.6	108.3	.5	-3.0
Alkaline detergents, nonhousehold		2841-12	06/83	108.6	109.0	110.7	4.3	1.6
Liquid dishwashing compounds		2841-121	06/83	114.8	115.1	119.0	7.5	3.4
Dry dishwashing compounds		2841-123	06/83	113.2	114.0	118.7	9.6	4.1
Other liquid alkaline detergents		2841-125	06/83	105.3	105.9	106.2	1.3	.3
Dry alkaline detergents, hard surface cleaners		2841-126	06/83	106.9	106.9	106.9	2.4	0
Other dry alkaline detergents		2841-128	06/83	110.4	110.5	115.7	8.4	4.7
Household detergents		2841-2	06/83	100.8	101.1	101.1	3.7	0
Synthetic organic detergents, household		2841-2A	06/83	101.1	101.4	101.5	4.2	.1
Dry		2841-2AA	06/83	100.3	100.7	100.7	4.5	0
Heavy duty, phosphate based		2841-224	06/83	101.7	101.8	(³)	(³)	(³)
Liquid synthetic organic detergents, household		2841-2AB						
Light duty		2841-231	06/83	113.2	113.2	113.2	3.6	0
Household soap, except specialty cleaners		2841-3	06/83	118.4	118.3	118.3	-.2	0
Toilet soap		2841-311	06/83	119.3	119.2	119.2	-.3	0
Secondary products and miscellaneous receipts		2841-SM						
Miscellaneous receipts		2841-M	06/83	110.8	112.7	112.7	1.7	0
Resales		2841-Z89	06/83	110.8	112.7	112.7	1.7	0
Secondary products		2841-S	06/83	104.5	103.9	106.1	11.2	2.1
All other secondary products		2841-SSS	06/83	112.2	110.6	113.6	10.4	2.7
Polishes and sanitation goods		2842-S	06/83	111.3	111.3	115.0	5.7	3.3
Toilet preparations		2844-S	06/83	90.4	(³)	(³)	(³)	(³)
Specialty cleaning, polishing and sanitation preparations	2842		06/83	105.5	106.0	106.3	.9	.3
Primary products		2842-P	06/83	105.9	106.4	106.9	1.5	.5
Household bleaches		2842-2	06/83	104.7	107.1	108.1	3.2	.9
Liquid bleaches (sodium hypochlorite, etc.)		2842-243	06/83	102.6	105.7	106.6	3.9	.9
Specialty cleaning and sanitation products		2842-3	06/83	104.6	104.7	105.7	1.4	1.0
Deodorants, nonpersonal		2842-3A	06/83	109.7	109.7	109.7	.6	0
Other deodorants, nonpersonal		2842-385	06/83	99.9	99.9	99.9	2.4	0
Glass window cleaning preparations		2842-311	06/83	101.6	102.1	104.8	2.7	2.6
Oven cleaners		2842-321	06/83	105.7	105.7	105.7	-.9	0
Toilet bowl cleaners and drain pipe solvents		2842-331	06/83	106.8	106.8	109.7	3.6	2.7
Disinfectants for uses other than agricultural		2842-332	06/83	108.8	108.6	108.7	.3	.1
Rug and upholstery cleaners, consumer type preparations		2842-351	06/83	89.9	89.9	89.9	-.4	0
Household laundry aids		2842-39	06/83	100.9	100.9	101.7	.8	.8
Fabric softeners and rinses		2842-394	06/83	100.9	100.9	101.7	.8	.8
Other specialty cleaning products, (ironing aidssweeping compounds, waterless hand cleaners)		2842-398	06/83	106.0	105.9	107.0	2.1	1.0
Polishing preparations and related products		2842-4	06/83	110.1	110.4	109.0	.5	-1.3
Automobile body polishes and cleaners		2842-411	06/83	117.0	117.0	117.0	.5	0
Furniture polishes and cleaners		2842-415	06/83	110.3	110.3	105.3	0	-4.5
Floor polish		2842-42						
Water emulsion		2842-421	06/83	104.4	105.3	105.6	1.1	.3
Liquid (other than water emulsion)		2842-423	07/83	109.0	(³)	109.0	1.2	(³)
Related products, including metal polish and polishing cloths and papers		2842-498	06/83	114.5	114.8	114.5	1.8	-.3
Secondary products and miscellaneous receipts		2842-SM						
Miscellaneous receipts		2842-M						
Resales		2842-Z89	06/83	96.6	97.6	97.1	-3.6	-.5
Secondary products		2842-S	06/83	108.8	108.8	109.2	1.2	.4

See footnotes at end of table.

Table 5. Producer price indexes for the net output of selected industries and their products—Continued

Industry and product ¹	Industry code	Product code	Index base	Index			Unadjusted percent change to Sep. 1987 from —	
				May 1987 ²	Aug. 1987 ²	Sep. 1987 ²	Sep. 1986	Aug. 1987
Specialty cleaning, polishing and sanitation preparations—Continued								
Soap and other detergents		2841-S	06/83	110.8	110.8	111.5	2.1	0.6
All other secondary products		2842-SSS	06/83	104.6	104.7	104.7	.1	0
Agricultural chemicals, n.e.c.		2879-S	06/83	110.5	110.5	110.5	.3	0
Surface-active agents								
Primary products	2843		12/83	104.1	105.1	105.7	1.1	.6
Textile and leather assistants and finishes		2843-P	12/83	103.5	105.0	105.8	2.0	.8
Assistants		2843-1	12/83	102.3	103.4	104.3	.7	.9
Textile		2843-13	12/83	102.3	102.3	104.0	1.3	1.7
Leather		2843-131	12/83	101.9	101.9	103.9	1.5	2.0
Finishes		2843-135	12/83	104.1	104.3	104.3	.4	0
Textile		2843-16						
Bulk surface-active agents (surfactants)		2843-161	12/83	101.8	103.6	103.6	-1.0	0
Anionic		2843-5	12/83	103.9	105.4	106.2	2.4	.8
Phosphoric and polyphosphoric acid esters		2843-53	12/83	104.1	106.2	108.0	4.9	1.7
Sulfuric acid esters		2843-533	12/83	101.0	104.0	104.0	3.0	0
Other anionic surfactants		2843-537	12/83	93.3	(³)	(³)	(³)	(³)
Cationic		2843-539	12/83	115.1	123.9	123.9	7.6	0
Quaternary ammonium salts		2843-55	12/83	110.5	112.0	112.9	2.1	.8
Other cationic surfactants		2843-553	12/83	113.1	116.6	116.6	(³)	0
Nonionic		2843-555	12/83	105.5	105.5	105.5	.9	0
Carboxylic acid esters		2843-57	12/83	101.8	102.8	102.8	.6	0
Ethers		2843-573	12/83	116.0	116.0	116.0	-3	0
Other nonionic surfactants		2843-575	12/83	96.4	97.8	97.8	1.0	0
Secondary products and miscellaneous receipts		2843-579	12/83	103.6	105.1	104.0	.4	-1.0
Secondary products		2843-SM						
		2843-S	12/83	106.1	105.6	105.8	-1.7	.2
Toilet preparations								
Primary products	2844		03/80	142.2	142.7	143.0	.2	.2
Shaving preparations		2844-P	03/80	144.3	144.8	145.1	-.4	.2
Aftershave preparations		2844-1	03/80	126.0	131.9	131.4	3.1	-.4
Perfume, toilet water, and cologne		2844-156	03/80	116.2	116.2	116.2	4.7	0
Perfume		2844-2	03/80	147.4	153.6	153.3	-1.7	-.2
Perfume oil mixtures and blends		2844-2A	03/80	137.2	138.4	138.4	1.7	0
Liquid and solid perfume		2844-211	03/80	137.3	137.3	137.3	1.2	0
Cologne and toilet water		2844-223	03/80	139.0	141.8	141.8	2.4	0
Cologne		2844-232	03/80	152.8	161.9	161.5	-1.9	-.2
Toilet water		2844-23201	12/86	109.1	118.2	117.8	(³)	-.3
Hair preparations		2844-23202	12/86	104.4	104.4	104.4	(³)	0
Hair tonics and rinses		2844-3	03/80	139.1	137.7	137.8	2.1	.1
Hair tonics (including conditioners)		2844-3A	03/80	142.6	138.3	138.0	-4.0	-.2
Hair dressings and sprays		2844-321	03/80	136.7	132.5	132.2	-4.1	-.2
Hair dressings		2844-3B	03/80	151.3	151.2	151.3	10.8	.1
Hair sprays		2844-341	03/80	148.4	146.9	147.1	.5	.1
Aerosol hair sprays		2844-36A	12/80	121.3	121.3	121.3	(³)	0
Shampoos		2844-363	03/80	152.9	152.9	152.9	11.4	0
Synthetic organic detergent		2844-31	03/80	113.4	112.2	112.6	-1.3	.4
Liquid synthetic organic detergent		2844-31A	03/80	110.8	109.7	110.1	-.9	.4
Permanents - both home and commercial		2844-316	03/80	106.8	105.7	106.1	-.9	.4
Hair coloring preparations		2844-337	03/80	137.0	133.1	132.0	2.7	-.8
Dentifrices		2844-351	03/80	153.3	152.8	152.8	3.3	0
Toothpaste		2844-4	03/80	132.0	133.6	133.9	(³)	.2
Other cosmetics and toilet preparations		2844-421	03/80	132.1	132.1	132.1	(³)	0
Creams and lotions		2844-5	03/80	150.6	148.8	149.6	-1.6	.5
Creams		2844-51	03/80	142.7	142.7	144.1	1.0	1.0
Cleansing creams		2844-51A	03/80	152.6	152.6	152.6	2.8	0
Foundation creams		2844-511	03/80	179.3	179.3	179.3	6.0	0
Lubricating creams, including hormone creams		2844-512	03/80	142.0	142.2	142.2	3.2	0
Other creams		2844-513	03/80	151.5	151.5	151.5	1.0	0
Lotions and oils		2844-514	03/80	139.3	139.3	139.3	.4	.0
Suntan lotions and sunscreens, including oils		2844-51B	03/80	134.0	134.0	136.7	-.7	2.0
Hand lotions		2844-515	03/80	131.0	131.0	132.4	1.8	1.1
Other lotions & oils, including petroleum jellies but excluding hair, aftershave & bath oils		2844-518	03/80	135.3	135.3	135.3	-6.2	0
Cosmetics		2844-519	03/80	128.6	128.3	146.0	14.3	13.8
Lip preparations (lipstick, lip gloss, etc.)		2844-52A	03/80	151.4	149.5	149.8	-12.8	.2
Blushers (rouges), excluding lip rouge		2844-521	03/80	115.7	115.7	115.9	-28.0	.2
Eye preparations (mascara, eye shadows, eye liners, eye creams, etc.)		2844-522	03/80	144.7	136.8	138.0	-3.2	.9
Deodorants		2844-523	03/80	189.2	187.4	187.6	.5	.1
Underarm deodorants		2844-52B	03/80	162.0	160.3	160.3	.8	0
Liquid, cream and roll-on deodorants		2844-52C	03/80	155.5	153.7	153.7	(³)	0
Manicure preparations		2844-528	03/80	142.0	143.6	143.6	2.4	0
Nail lacquer and enamel remover		2844-53	03/80	148.7	148.7	148.7	0	0
Powders		2844-533	05/83	115.3	115.3	115.3	(³)	0
Face powders		2844-54	03/80	147.3	147.3	147.3	4	0
Wet application powders, and other powders, including foot powders		2844-543	03/80	161.1	161.1	161.1	1.4	0
Bath oils and salts		2844-549	03/80	141.9	141.9	141.9	0	0
		2844-56						

See footnotes at end of table.

Table 5. Producer price indexes for the net output of selected industries and their products—Continued

Industry and product ¹	Industry code	Product code	Index base	Index			Unadjusted percent change to Sep. 1987 from —	
				May 1987 ²	Aug. 1987 ²	Sep. 1987 ²	Sep. 1986	Aug. 1987
Toilet preparations—Continued								
Bath oils and salts		2844-561	03/80	(³)	(³)	(³)	(³)	(³)
Other cosmetics and toilet preparations		2844-59	12/80	110.8	112.8	112.7	(³)	-0.1
Secondary products and miscellaneous receipts		2844-SM						
Miscellaneous receipts		2844-M	03/80	100.5	100.5	100.5	2.1	0
Resales		2844-Z89	12/80	100.5	100.5	100.5	(³)	0
Secondary products		2844-S	03/80	194.6	194.7	194.7	4.0	0
Paints and Allied Products	2851							
Primary products		2851-P	06/83	106.9	107.4	107.4	.8	0
Architectural coatings, including architectural lacquers		2851-1	06/83	106.5	107.0	107.1	.8	.1
Exterior		2851-1A	06/83	108.6	109.2	109.3	1.1	.1
Solvent-type		2851-1AA	06/83	107.4	107.7	107.9	.9	.2
Solvent paints, enamels and varnishes in ready-mixed form		2851-1AAA	06/83	113.1	113.5	113.5	.8	0
Solvent and alkyd vehicle house paints and tinting bases		2851-121	06/83	112.6	113.0	113.0	.9	0
Stains, including shingle and shake		2851-137	06/83	109.2	109.2	109.1	-.1	-.1
Other exterior solvent coatings, including bituminous paints		2851-139	06/83	110.5	110.5	110.5	(³)	0
Water-type		2851-1AB	06/83	111.9	115.5	115.5	2.7	0
Water-emulsion paints and tinting bases		2851-1ABA	06/83	102.5	102.8	103.1	1.0	.3
House		2851-143	06/83	101.9	102.3	102.4	.9	.1
All-purpose, excluding exterior-interior		2851-143	06/83	99.4	99.8	99.8	.8	0
Other exterior water-thinned paints, including barn and roof		2851-157	06/83	110.5	110.5	110.7	.6	.2
Interior		2851-159	06/83	100.6	100.6	100.6	0	0
Solvent-type		2851-1B	06/83	109.6	110.5	110.5	1.2	0
Paints, enamels and varnishes in ready-mixed form		2851-1BA	06/83	111.1	111.4	111.4	1.1	0
Semigloss paints and tinting bases		2851-16	06/83	111.5	111.8	111.8	1.3	0
Water-type		2851-164	06/83	111.8	112.7	112.7	.4	0
Flat water emulsion paints and tinting bases		2851-18	06/83	109.0	110.1	110.1	1.3	0
Vinyl and vinyl acetate binder		2851-181	06/83	109.2	110.7	110.7	1.7	0
Acrylic binder		2851-18101	06/83	111.7	113.4	113.4	2.0	0
Other type binders		2851-18102	06/83	90.2	90.4	90.5	.3	.1
Semigloss water emulsion paints and tinting bases		2851-18103	06/83	103.0	103.0	103.1	.1	.1
Product finishes for original equipment manufacturers (OEM), including OEM lacquers		2851-183	06/83	107.8	108.2	108.2	.4	0
Transportation finishes, except powdered and high-solids coatings		2851-2	06/83	104.2	104.2	104.3	.1	.1
Automobile finishes		2851-2A	06/83	104.8	105.3	105.3	1.0	0
Automobile finishes, except lacquers		2851-22	06/83	102.0	103.2	103.2	1.1	0
Other transportation equipment finishes, including aircraft, rockets and missiles		2851-221	06/83	102.3	103.5	103.5	1.0	0
Wood finishes		2851-234	06/83	103.8	103.8	103.8	0	0
Furniture and fixtures, varnishes and other finishes		2851-2B	06/83	103.1	103.1	103.9	.8	.8
Metal finishes		2851-237	06/83	105.5	105.5	107.0	1.4	1.4
Metal decorating		2851-24	06/83	104.8	104.2	104.3	.6	.1
Container and closure finishes		2851-24A	06/83	104.0	103.2	103.2	1.6	0
Sheet, strip and coil coatings, including sidings, excluding containers		2851-243	06/83	104.0	103.2	103.2	1.6	0
Metal furniture and fixture finishes		2851-241	06/83	105.3	104.8	104.8	-.9	0
Machinery and equipment finishes, including road building equipment and farm implements		2851-249	06/83	106.9	(³)	(³)	(³)	(³)
High-solids finishes (over 62.5 percent solids)		2851-252	06/83	108.7	108.7	108.7	.5	0
Other product finishes, except semimanufactured (pigment dispersions, etc.)		2851-254	06/83	118.7	118.7	118.7	1.2	0
Industrial lacquers		2851-257	06/83	102.2	102.5	103.5	1.3	1.0
Wood		2851-26	06/83	99.8	99.8	99.8	-.8	0
Industrial lacquers for other uses		2851-262	06/83	98.4	98.4	98.4	-1.0	0
Special purpose coatings, including coatings for transportation after market and lacquer		2851-269	06/83	104.0	104.0	104.0	0	0
Industrial maintenance paints (specially formulated)		2851-3	06/83	106.5	107.5	107.5	1.5	.0
Interior		2851-3A	06/83	108.0	108.8	108.8	.3	0
Exterior		2851-301	06/83	107.2	107.5	107.5	0	0
Trade sales		2851-305	06/83	108.5	109.4	109.4	.3	0
Automotive and machinery refinish coatings		2851-3B	06/83	105.9	107.1	107.1	2.1	0
Paints and enamels, except lacquers		2851-3BA	06/83	108.3	110.5	110.5	3.6	0
Metallic paints (aluminum, bronze, zinc, etc.)		2851-313	06/83	103.1	106.7	106.7	2.9	0
Traffic paint, all types (shelf goods and highway department sales)		2851-307	06/83	114.3	(³)	(³)	(³)	(³)
Aerosol paints		2851-311	06/83	101.0	101.0	101.0	.1	0
Made from paint produced in the same establishment or packaged on contract		2851-33	07/83	102.2	102.4	102.4	0	0
Allied paint products		2851-331	07/83	100.6	101.5	(³)	(³)	(³)
Paint and varnish removers		2851-7	06/83	105.8	105.8	105.8	1.1	0
Putty and putty products		2851-763	06/83	104.7	104.7	104.7	1.2	0
Putty and glazing compounds		2851-8	06/83	110.8	110.8	110.8	3.0	0
Miscellaneous paint products		2851-853	06/83	110.8	110.8	110.8	3.0	0
Thinners for dopes, lacquers, and oleoresinous thinners, inc. mixtures, proprietary thinners		2851-9	06/83	105.6	107.1	107.1	-.4	0
Miscellaneous related products, e.g. pigment dispersions, ink vehicles, bleached shellac, etc.		2851-911	06/83	97.8	101.3	101.3	-4.1	0
Secondary products and miscellaneous receipts		2851-979	06/83	112.0	112.0	112.0	2.6	0
Miscellaneous receipts		2851-SM						
Resales		2851-M	06/83	110.0	110.0	109.5	-1.2	-.5
Secondary products		2851-Z89	06/83	110.0	110.0	109.5	-1.2	-.5
		2851-S						

See footnotes at end of table.

Table 5. Producer price indexes for the net output of selected industries and their products—Continued

Industry and product ¹	Industry code	Product code	Index base	Index			Unadjusted percent change to Sep. 1987 from —	
				May 1987 ²	Aug. 1987 ²	Sep. 1987 ²	Sep. 1986	Aug. 1987
Paints and Allied Products—Continued								
Other secondary products		2851-SSSS	06/83	101.2	101.1	101.1	-1.8	0
Industrial organic chemicals	286		12/84	97.3	100.0	99.5	8.0	-5
Gum and wood chemicals	2861		06/84	99.2	99.0	98.6	-2.6	-4
Primary products		2861-P	06/84	100.7	100.2	99.5	-1.2	-7
Other gum and wood chemicals		2861-2	06/84	100.9	100.1	99.0	-3.8	-1.1
Hardwood distillation products		2861-25	06/84	103.8	103.8	103.8	.1	0
Charcoal briquets, including blends with lignite or other materials		2861-255	06/84	103.8	103.8	103.8	.1	0
Tall oils		2861-29	06/84	91.0	85.9	81.2	-19.0	-5.5
Rosin		2861-296	06/84	99.9	87.1	84.9	-12.7	-2.5
Other tall oil derivatives, including rosin acid salts, except tall oil fatty acids		2861-298	06/84	92.5	89.7	82.9	-21.6	-7.6
Secondary products and miscellaneous receipts		2861-SM						
Secondary products		2861-S	06/84	93.6	94.3	94.3	-5.9	0
Other secondary products		2861-SSS	06/84	93.6	94.3	94.3	-5.9	0
Cyclic (coal tar) crudes and intermediates, organic dyes and pigments	2865		12/82	96.9	99.8	98.9	4.0	-9
Primary products		2865-P	12/82	101.1	104.3	103.5	5.4	-8
Cyclic intermediates		2865-1	12/82	100.5	105.1	102.8	5.5	-2.2
Other cyclic intermediates		2865-199	12/82	103.4	109.7	106.7	5.1	-2.7
Phenol		2865-19915	03/83	(³)	(³)	(³)	(³)	(³)
Miscellaneous other cyclic intermediates		2865-19999	12/82	100.8	106.5	103.1	-1.1	-3.2
Synthetic organic dyes		2865-2						
Synthetic organic dyes		2865-299	12/82	109.6	109.5	113.9	9.1	4.0
Synthetic organic pigments (lakes and toners)		2865-3	12/82	107.3	108.4	109.4	2.6	.9
Synthetic organic pigments (lakes and toners)		2865-311	12/82	107.3	(³)	(³)	(³)	(³)
Phthalocyanine blue (Blue 15)		2865-31111	12/82	113.2	113.3	113.2	0	-1
Other synthetic organic pigments		2865-31199	12/82	105.9	107.2	108.5	3.2	1.2
Secondary products and miscellaneous receipts		2865-SM						
Miscellaneous receipts		2865-M	12/82	(³)	(³)	102.1	(³)	(³)
Resales		2865-Z89	12/82	(³)	(³)	102.1	(³)	(³)
Secondary products		2865-S	12/82	89.8	92.2	91.1	.8	-1.2
Plastic materials and resins		2821-S	12/82	103.2	111.9	110.6	(³)	-1.2
Other secondary products		2865-SSS	05/83	89.9	(³)	(³)	(³)	(³)
Industrial organic chemicals, n.e.c.		2869-S	12/82	86.3	88.5	85.3	-3.5	-3.6
Industrial organic chemicals, n.e.c.	2869		12/82	99.1	101.8	101.4	8.8	-4
Primary products		2869-P	12/82	93.3	96.0	95.4	1.5	-6
Synthetic organic chemicals, n.e.c.		2869-3	12/82	79.3	80.9	80.9	1.9	0
Flavor and perfume materials		2869-311	12/82	92.4	93.7	93.7	-1.8	0
Chemical compounds, unmixed		2869-31111	12/82	89.0	(³)	(³)	(³)	(³)
Chemical compounds, mixed		2869-31112	12/82	101.4	101.9	101.9	1.2	0
Rubber processing chemicals		2869-331	12/82	100.5	(³)	(³)	(³)	(³)
Plasticizers		2869-351	12/82	59.8	60.7	60.7	4.5	0
Other plasticizers		2869-35199	12/82	59.2	60.2	60.2	4.3	0
Pesticides and other synthetic organic agricultural chemicals		2869-4	12/82	95.2	(³)	(³)	(³)	(³)
Other pesticides and other synthetic organic agricultural chemicals		2869-499	12/82	95.2	(³)	(³)	(³)	(³)
Ethyl alcohol and other industrial organic chemicals, n.e.c.		2869-5	12/82	91.0	95.7	96.9	16.0	1.3
Ethyl alcohol		2869-512	12/82	(³)	83.0	80.8	(³)	-2.7
Denatured (special or complete) ethyl alcohol		2869-51212	12/82	(³)	85.3	83.0	(³)	-2.7
Other industrial organic chemicals, n.e.c.		2869-599	12/82	93.4	99.4	102.9	29.1	3.5
Ethylene		2869-59912	12/82	76.7	75.0	83.3	12.6	11.1
Propylene, chemical		2869-59913	07/87	97.5	(³)	(³)	(³)	(³)
Propylene, polymer		2869-59914	06/87	(³)	111.7	118.2	(³)	5.8
Miscellaneous other industrial organic chemicals, n.e.c.		2869-59999	12/82	92.9	92.2	91.6	-4.2	-7
Miscellaneous end-use chemicals and chemical products, excluding urea		2869-6	12/82	107.0	103.5	103.5	-2.5	0
Gasoline additives		2869-613	12/82	97.7	(³)	(³)	(³)	(³)
Lubricating oil and grease additives		2869-614	12/82	104.0	(³)	(³)	(³)	(³)
Other miscellaneous end-use chemicals and chemical products, excluding urea		2869-699	12/82	113.2	112.1	112.1	-4	0
Miscellaneous cyclic and acyclic chemicals and chemical products		2869-7	12/82	92.4	96.3	95.5	1.7	-8
Formaldehyde		2869-738	12/82	(³)	100.3	(³)	(³)	(³)
Propylene glycol		2869-747	12/82	(³)	(³)	92.1	(³)	(³)
Alcohols, synthetic, monohydric		2869-754	12/82	92.4	93.9	90.2	-2.1	-3.9
Other miscellaneous cyclic and acyclic chemicals and chemical products		2869-799	12/82	91.5	96.7	95.9	4.8	-8
Secondary products and miscellaneous receipts		2869-SM						
Miscellaneous receipts		2869-M	12/82	108.2	112.8	120.7	15.2	7.0
Resales		2869-Z89	12/82	110.1	114.8	122.8	16.4	7.0
Secondary products		2869-S	12/82	109.5	112.0	111.3	23.1	-6
Plastic materials and resins		2821-S	12/82	119.2	127.9	127.7	22.7	-2
Cyclic crudes and intermediates, organic dyes and pigments		2865-S	12/82	117.9	105.0	99.7	73.4	-5.0
Other secondary products		2869-SSS	12/82	99.3	104.4	105.5	9.8	1.1
Agricultural chemicals	287		12/84	97.9	98.2	99.9	5.3	1.7

See footnotes at end of table.

Table 5. Producer price indexes for the net output of selected industries and their products—Continued

Industry and product ¹	Industry code	Product code	Index base	Index			Unadjusted percent change to Sep. 1987 from —		
				May 1987 ²	Aug. 1987 ²	Sep. 1987 ²	Sep. 1986	Aug. 1987	
Nitrogenous fertilizers	2873		12/79	106.2	103.9	102.9	0.3	-1.0	
Primary products		2873-P	12/79	96.5	94.6	92.4	1.0	-2.3	
Synthetic ammonia, nitric acid and ammonium compounds		2873-1	12/79	102.5	100.1	96.6	0	-3.5	
Nitrate (100% NH ₄ NO ₃)		2873-1A	12/79	90.3	91.5	84.6	-13.8	-7.5	
Nitrate for fertilizer use		2873-15A	12/80	76.7	79.8	72.5	-13.9	-9.1	
Solid nitrate		2873-152	12/79	87.1	91.2	83.0	-15.1	-9.0	
Nitrogen solutions and other ammonium compounds		2873-1B	12/79	88.7	86.6	89.0	-2.9	2.8	
Nitrogen solutions, including mixtures containing urea (100%N)		2873-155	12/79	87.2	84.5	86.8	-4.5	2.7	
Anhydrous and aqua ammonia		2873-13	12/79	115.9	111.4	105.1	8.6	-5.7	
Anhydrous ammonia		2873-131	12/79	115.9	111.4	105.1	8.6	-5.7	
Urea		2873-2	12/79	72.7	72.3	75.2	6.2	4.0	
Fertilizer material of organic origin		2873-3	06/86	98.6	99.5	99.4	-8	-1	
Secondary products and miscellaneous receipts		2873-SM							
Secondary products		2873-S	12/79	164.4	164.2	164.5	2.6	.2	
Phosphatic fertilizers	2874		12/79	110.5	113.6	117.5	15.8	3.4	
Primary products		2874-P	12/79	107.8	114.7	118.3	19.4	3.1	
Superphosphate and other phosphatic fertilizer materials		2874-2	12/79	99.4	107.4	111.9	20.8	4.2	
Superphosphate		2874-2A	12/79	107.2	107.7	114.5	29.2	6.3	
Triple superphosphates (42% P ₂ O ₅ and above)		2874-241	12/79	105.7	106.2	112.9	29.2	6.3	
Ammonium phosphates and other phosphatic fertilizer materials		2874-2B	12/79	97.0	107.2	111.1	18.6	3.6	
Ammonium phosphates		2874-251	12/79	97.8	108.0	111.9	18.5	3.6	
Mixed fertilizers (produced from one or more materials made in the same plant)	2874-4	12/79	115.3	122.4	125.6	16.6	2.6		
Fertilizers, mixing only	2875		12/79	112.6	113.4	115.5	3.6	1.9	
Primary products		2875-P	12/79	111.2	111.6	113.9	2.2	2.1	
Mixed fertilizers (made by plants which do not manufacture phosphatic fertilizer materials)		2875-4	06/86	98.8	99.1	101.2	2.3	2.1	
Solid, bulk		2875-411	06/86	96.5	97.7	100.8	4.0	3.2	
Solid, bagged		2875-421	06/86	102.1	102.1	103.0	1.9	.9	
Fluid		2875-431	06/86	96.7	95.4	97.2	-1.9	1.9	
Secondary products and miscellaneous receipts		2875-SM							
Miscellaneous receipts	2875-M	12/79	114.9	117.8	118.9	8.9	.9		
Resales	2875-Z89	12/79	114.7	117.6	118.6	8.8	.9		
Secondary products	2875-S	12/79	128.2	128.3	129.3	4.6	.8		
Agricultural chemicals, n.e.c.	2879		06/82	101.5	101.5	103.5	1.2	2.0	
Primary products		2879-P	06/82	101.2	102.0	103.7	2.1	1.7	
Insecticidal preparations primarily for agricultural, garden or health service use		2879-5	06/82	112.7	112.4	113.1	-6	.6	
Containing organic compounds		2879-525	06/82	110.9	110.9	111.1	-1.2	.2	
Carbamate preparations		2879-52531	06/82	111.9	111.9	111.9	-6.0	0	
Organo-phosphate preparations		2879-52541	06/82	115.3	115.3	115.3	1.3	0	
Biological preparations		2879-52561	06/86	101.8	101.8	103.8	3.8	2.0	
Other organic preparations		2879-52579	06/82	85.6	(?)	(?)	(?)	(?)	
Herbicidal preparations primarily for agricultural, garden or health service use		2879-6	06/82	94.4	96.0	97.4	2.4	1.5	
Containing organic compounds		2879-625	06/82	95.5	97.1	98.5	2.3	1.4	
Phenoxy compound preparations		2879-62541	06/82	92.6	92.6	92.6	-5.5	0	
Urea preparations		2879-62561	10/82	97.0	97.0	97.6	8.3	.6	
Triazine preparations		2879-62565	06/82	97.0	99.1	98.8	-9	-3	
Other organic preparations		2879-62579	06/82	88.1	90.3	93.5	4.4	3.5	
Fungicidal preparations primarily for agricultural, garden or health service use		2879-7	06/82	88.4	88.4	98.2	11.6	11.1	
Containing organic compounds		2879-725	06/82	93.5	93.6	(?)	(?)	(?)	
Other pesticidal preparations primarily for agricultural, garden or health service use		2879-8	06/82	116.0	115.9	116.1	9.8	.2	
Rodenticides		2879-832	12/82	113.5	113.5	111.5	-8	-1.8	
All other pesticidal preparations primarily for agricultural, garden or health service use		2879-898	06/82	118.4	118.3	118.7	12.2	.3	
Household pesticidal preparations		2879-9	06/82	102.4	103.6	104.6	1.4	1.0	
Insecticides for crawling insects, except fumigants		2879-91	06/82	100.5	102.5	102.6	.2	.1	
Nonaerosols		2879-915	02/83	109.5	118.4	119.2	1.0	.7	
Other household pesticidal preparations, including industrial exterminants		2879-998	06/82	105.7	105.7	109.0	3.1	3.1	
Secondary products and miscellaneous receipts		2879-SM							
Miscellaneous receipts		2879-M	12/82	113.4	114.4	114.5	.1	.1	
Resales		2879-Z89	12/82	113.6	114.6	114.6	-1	0	
Secondary products		2879-S	06/82	94.7	90.0	95.3	-1.9	5.9	
Miscellaneous chemical products		289		12/84	99.5	100.4	100.6	2.5	.2
Adhesives and sealants			2891		12/83	105.4	106.6	106.7	2.3
Primary products		2891-P	12/83	104.4	105.8	105.9	2.3	.1	
Natural base glues and adhesives		2891-3	12/83	110.8	110.8	110.8	.5	0	
Vegetable adhesives		2891-35	12/83	104.1	104.3	104.3	2.0	0	
Dextrines		2891-351	12/83	104.9	105.2	105.2	2.4	0	
Other natural base glues and adhesives, from natural gums, shellac, silicate, lacquers, etc.		2891-398	12/83	104.1	124.1	104.1	0	0	

See footnotes at end of table.

Table 5. Producer price indexes for the net output of selected industries and their products—Continued

Industry and product ¹	Industry code	Product code	Index base	Index			Unadjusted percent change to Sep. 1987 from —	
				May 1987 ²	Aug. 1987 ²	Sep. 1987 ²	Sep. 1986	Aug. 1987
Adhesives and sealants—Continued								
Synthetic resin and rubber adhesives, including all types of bonding and laminating adhesives		2891-4	12/83	102.7	104.7	104.8	5.4	0.1
Epoxy adhesives		2891-411	12/83	114.0	115.2	115.2	2.6	0
Vinyl type adhesives		2891-44	12/83	100.0	100.0	99.9	-1.2	-1
Polyvinyl acetate, latex type		2891-441	12/83	101.7	101.7	101.7	-.2	0
Acrylic adhesives		2891-453	12/83	100.7	100.7	100.7	0	0
Polyester adhesives		2891-455	01/84	99.5	102.8	103.7	6.9	.9
Hot melt adhesives, including nylon, polyolefin, and other hot melts		2891-465	12/83	105.6	105.8	105.8	.8	0
Rubber and synthetic resin combinations		2891-478	12/83	102.7	102.9	102.9	.2	0
Rubber cement, for sale as such		2891-48	12/83	109.5	109.5	109.5	.4	0
Latex type		2891-481	12/83	104.4	104.4	104.4	.6	0
Solvent type		2891-483	01/84	112.3	112.3	112.3	.3	0
Caulking compounds and sealants		2891-5	12/83	106.4	106.8	106.8	-5.6	0
Natural base		2891-55	12/83	110.0	110.0	110.0	4.8	0
Bituminous base (coal tar or asphalt)		2891-555	12/83	108.1	108.1	108.1	-.1	0
Synthetic base		2891-56	12/83	106.1	106.6	106.6	-6.2	0
General performance sealants (PVAC, butyl, vinyl, acrylic, neoprene, etc.)		2891-566	12/83	104.1	104.1	104.1	.9	0
Special performance sealants (epoxy, urethane, polysulfide, silicone, etc.)		2891-567	12/83	108.4	109.2	109.3	2.3	.1
Secondary products and miscellaneous receipts		2891-SM						
Secondary products		2891-S						
Other secondary products		2891-SSS	12/83	106.3	106.3	106.3	.4	0
Chemicals and chemical preparations, n.e.c.		2899-S	02/84	118.3	(³)	118.3	6.4	(³)
Explosives	2892							
Primary products		2892-P	12/80	131.2	132.3	130.1	3.3	-1.7
Explosives manufactured in privately owned and operated establishments		2892-1	A01 12/80	132.6	131.8	131.8	3.4	0
High explosives		2892-11	A01 12/80	122.1	120.5	120.5	4.7	0
ANFO, except slurry		2892-117	A01 12/80	126.7	119.9	119.9	-1.6	0
Blasting accessories		2892-16	A01 12/80	134.8	134.8	134.8	1.9	0
Other blasting accessories		2892-169	A01 12/80	144.7	144.7	144.7	5.9	0
Printing ink	2893							
Primary products		2893-P	06/84	108.5	109.6	109.9	1.9	.3
Letterpress ink (black and color)		2893-1	06/84	109.2	109.3	109.6	.9	.3
Lithographic and offset ink (black and color)		2893-2	06/84	118.5	(³)	118.5	0	(³)
Publication ink		2893-232	06/84	103.7	103.8	103.8	.8	0
Packaging ink		2893-235	06/84	101.0	101.3	101.2	.8	-1
Other lithographic and offset ink		2893-239	06/84	101.0	101.0	101.0	1.1	0
Gravure ink		2893-3	06/84	109.0	109.0	109.0	.5	0
Packaging ink		2893-343	06/84	116.8	116.8	116.8	0	0
Flexographic ink		2893-4	06/84	144.6	144.6	144.6	0	0
Packaging ink		2893-481	06/84	103.6	103.6	105.2	2.4	1.5
Printing ink, n.e.c.		2893-5	06/84	104.5	104.5	106.2	2.4	1.6
Other printing ink, including stencil ink		2893-598	06/84	112.1	112.1	112.1	3.8	0
Other printing ink, including stencil ink		2893-598	06/84	104.4	104.4	104.4	.1	0
Carbon black	2895							
Primary products		2895-P	12/83	86.2	87.6	87.7	11.0	.1
Carbon black		2895-111	12/83	86.2	87.6	87.7	11.0	.1
West south central region		2895-11101	12/83	82.2	84.1	84.2	15.3	.1
Chemicals and chemical preparations, n.e.c.	2899							
Primary products		2899-P	06/85	96.4	97.2	97.6	1.7	.4
Salt, evaporated and solar		2899-1	06/85	97.1	98.3	98.7	2.2	.4
Evaporated salt		2899-121	06/85	97.8	97.2	97.2	.7	0
Solar salt		2899-122	06/85	97.2	96.5	96.4	.8	-1
Essential oils, fireworks and pyrotechnics, sizes, and chemical preparations, n.e.c.		2899-5	06/85	99.8	(³)	(³)	(³)	(³)
Essential oils, unblended (natural)		2899-51	06/85	99.7	100.1	100.4	.8	.3
Fireworks & pyrotechnics, incl. flares, jet fuel igniters, railroad torpedoes, toy pistol caps		2899-529	06/85	88.0	90.4	95.5	12.5	5.6
Automotive chemicals		2899-53	06/85	104.2	104.2	104.2	.7	0
Other automotive chemicals, including battery acid, deicing fluid, carbon removing solvents		2899-537	06/85	96.8	(³)	(³)	(³)	(³)
Drilling mud materials, mud thinners, thickeners, and purifiers		2899-541	06/85	100.0	(³)	102.4	2.4	(³)
Concrete curing and floor hardening materials		2899-545	06/85	95.4	99.6	97.7	-2.7	-1.9
Oil-treating compounds (non-oil base)		2899-556	06/85	95.9	95.9	95.9	-1.8	0
Metal-treating compounds (non-oil base) for nitriding, pickling, drawing, and cutting		2899-559	06/85	101.6	102.1	(³)	(³)	(³)
Water-treating compounds		2899-57	06/85	102.3	102.6	102.9	1.5	.3
Boiler compounds		2899-577	06/85	103.8	104.2	105.0	2.9	.8
Plating compounds		2899-591	06/85	114.6	114.6	114.2	1.0	-.3
Other industrial chemical specialties, including fluxes and plastic wood preparations		2899-598	06/85	94.3	94.3	94.5	-.8	.2
Secondary products and miscellaneous receipts		2899-SM						
Miscellaneous receipts		2899-M						
Resales		2899-Z89	06/85	78.9	78.9	78.9	0	0

See footnotes at end of table.

Table 5. Producer price indexes for the net output of selected industries and their products—Continued

Industry and product ¹	Industry code	Product code	Index base	Index			Unadjusted percent change to Sep. 1987 from —	
				May 1987 ²	Aug. 1987 ²	Sep. 1987 ²	Sep. 1986	Aug. 1987
Chemicals and chemical preparations, n.e.c.—Continued								
Secondary products		2899-S	06/85	98.5	97.3	98.2	-1.2	0.9
Soaps and other detergents, except specialty cleaners		2841-S	06/85	93.4	92.2	92.3	-7.2	.1
Other secondary products		2899-SSS	06/85	97.8	96.1	97.5	-1.7	1.5
Petroleum refining and related products	29		12/84	68.9	75.0	72.2	20.3	-3.7
Petroleum Refining	2911		06/85	66.9	73.3	70.3	22.5	-4.1
Primary products		2911-P	06/85	67.7	74.1	71.2	20.9	-3.9
Fuels		2911-1	06/85	66.7	73.7	70.4	24.4	-4.5
Gasoline		2911-1	06/85	66.5	72.7	69.2	20.6	-4.8
Finished motor gasoline		2911-13	06/85	66.5	72.8	69.3	20.7	-4.8
Leaded regular		2911-132	06/85	68.1	74.9	70.8	21.6	-5.5
Sales to jobbers, retailers and other resellers		2911-1321	06/85	68.0	74.8	70.7	21.5	-5.5
Direct sales to end users		2911-1322	06/85	70.0	78.8	74.1	22.5	-6.0
Premium grades		2911-133	06/85	70.0	75.7	73.4	21.7	-3.0
Sales to jobbers, retailers and other resellers		2911-1331	06/85	70.0	75.7	73.4	21.7	-3.0
Direct sales to end users		2911-1332	06/85	70.7	76.7	74.5	24.0	-2.9
Unleaded regular		2911-134	06/85	64.4	70.7	67.0	20.3	-5.2
Sales to jobbers, retailers and other resellers		2911-1341	06/85	64.4	70.6	66.9	20.3	-5.2
Direct sales to end users		2911-1342	06/85	64.9	71.7	67.9	20.6	-5.3
Jet fuel		2911-2	06/85	63.7	72.1	72.8	38.7	1.0
Naphtha type jet fuel		2911-211	06/85	58.9	67.6	70.8	47.2	4.7
Kerosene type jet fuel		2911-213	06/85	65.0	73.2	73.3	36.8	.1
Kerosene		2911-3	06/85	64.0	70.0	66.9	14.9	-4.4
Light fuel oil		2911-4	06/85	67.6	75.3	72.0	22.7	-4.4
Distillates		2911-41	06/85	67.6	75.3	72.0	22.7	-4.4
#2 fuel oil to jobbers, retailers and other resellers		2911-411	06/85	69.2	76.4	71.9	18.1	-5.9
#2 diesel fuel		2911-413	06/85	66.5	74.5	72.0	27.2	-3.4
Sales to jobbers, retailers and other resellers		2911-4131	06/85	66.7	74.8	71.6	25.0	-4.3
Direct sales to end users		2911-4132	06/85	66.0	74.1	72.7	31.0	-1.9
Other distillates, n.e.c., including #1, #2 fuel direct sales, and other distillates		2911-415	06/85	65.4	73.3	71.8	15.4	-2.0
Heavy fuel oil (residual fuel)		2911-5	06/85	71.3	80.6	72.4	53.4	-10.2
> 1% sulfur		2911-51	06/85	70.8	79.8	70.0	51.8	-12.3
Sales to resellers, including other refiners		2911-511	06/85	74.8	78.5	62.4	28.7	-20.5
Direct sales to end users		2911-512	06/85	67.5	81.0	76.3	72.6	-5.8
Not > 1% sulfur		2911-52	06/85	72.0	81.5	75.3	55.6	-7.6
Sales to resellers, including other refiners		2911-521	06/85	74.7	80.2	70.2	37.1	-12.5
Non-fuel products of petroleum refining		2911-11	06/85	74.8	76.8	76.8	1.3	0
Lubricating oils and greases, made in refineries		2911-7						
Lubricating and similar oils		2911-721	06/85	88.6	88.4	87.6	-6.1	-9
Asphalt, made in refineries		2911-9						
Paving grade		2911-921	06/85	50.6	56.2	55.7	4.5	-9
Liquified refinery gases, including aliphatics (feedstock and other uses), made in refineries		2911-A	06/85	107.4	115.5	118.8	27.3	2.9
Propane/propylene		2911-A1	06/85	116.9	124.6	129.6	27.4	4.0
Propylene		2911-A12	06/85	88.7	107.4	113.6	73.7	5.8
Chemical grade		2911-A1201	06/85	90.8	109.7	116.3	78.1	6.0
Butane/butylene		2911-A2						
Ethane/ethylene		2911-A3						
Ethylene		2911-A32	06/85	90.3	93.8	98.8	6.6	5.3
Miscellaneous petroleum refinery products, n.e.c.		2911-D	06/85	86.3	76.1	72.5	7.1	-4.7
Petroleum coke, made in refineries		2911-D21	06/85	63.8	61.7	68.7	4.1	11.3
Aromatics, made in refineries		2911-D5	06/85	91.1	72.6	67.5	17.8	-7.0
Benzene		2911-D52	06/85	120.7	69.1	64.4	23.8	-6.8
Toluene		2911-D53	06/85	71.9	68.2	63.3	8.8	-7.2
Paving and roofing materials	295		12/84	91.7	93.0	93.4	-7	.4
Paving mixtures and block	2951		06/81	100.9	102.4	102.8	1.4	.4
Primary products		2951-P	06/81	101.3	103.0	103.4	1.4	.4
Emulsified asphalt incl. liquid additives		2951-111	06/81	94.2	94.2	95.6	.3	1.5
Asphalt & tar paving mixtures & blocks		2951-113	06/81	105.7	108.3	108.5	1.9	.2
Northern tier		2951-11311	06/81	101.2	103.9	104.5	.1	.6
Central tier		2951-11312	06/81	100.5	104.9	104.8	5.8	-1
Southern tier		2951-11313	06/81	117.8	117.8	117.8	-8	0
Secondary products and miscellaneous receipts		2951-SM						
Secondary products		2951-S	06/81	123.8	124.2	124.2	2.7	0
Asphalt felts and coatings	2952		06/84	94.0	95.3	95.9	-2.6	.6
Primary products		2952-P	06/84	94.1	95.1	95.8	-3.6	.7
Asphalt and tar saturated felts and boards, non-building		2952-1	06/84	110.7	109.2	109.2	-1.4	0
Asphalt and tar products, except felts, coatings, and cements; non-building		2952-131	06/84	110.7	109.2	109.2	-1.4	0
Roofing asphalts and pitches, coatings, and cements		2952-2	06/84	83.9	86.7	86.7	-1.8	0
Fibrated asphaltic roofing coatings		2952-251	06/84	98.7	98.9	99.0	-2	.1
Nonfibrated asphaltic roofing coatings		2952-255	06/84	96.6	97.2	96.8	-1.2	-4
Asphaltic roofing cements		2952-261	06/84	101.0	101.1	101.1	-3	0
Other roofing asphalts and pitches, coatings, and cements		2952-298	06/84	89.7	94.8	94.0	1.5	-8

See footnotes at end of table.

Table 5. Producer price indexes for the net output of selected industries and their products—Continued

Industry and product ¹	Industry code	Product code	Index base	Index			Unadjusted percent change to Sep. 1987 from —	
				May 1987 ²	Aug. 1987 ²	Sep. 1987 ²	Sep. 1986	Aug. 1987
Asphalt felts and coatings—Continued								
Prepared asphalt and tar roofing and siding products		2952-3	06/84	95.2	95.9	96.9	-4.3	1.0
Smooth surface roll roofing including talc, mica, and other fine materials		2952-311	06/84	99.0	95.3	97.9	-5.0	2.7
Smooth asphalt roll roofing, organic base		2952-31101	06/84	96.7	97.1	101.2	-3.0	4.2
Self-sealing strip shingles; 24lbs. or less, organic base		2952-314	06/84	99.1	101.5	102.2	-4.2	.7
Individual shingles		2952-318	06/84	96.4	101.5	104.0	-3.3	2.5
Self sealing and regular strip asphalt shingles, fiberglass base		2952-325	06/84	89.3	85.7	88.6	-6.0	3.4
Saturated felts for built-up roofing systems		2952-353	06/84	85.0	90.8	90.8	-1.4	0
Secondary products and miscellaneous receipts		2952-SM						
Secondary products		2952-S	06/84	93.4	97.0	96.6	3.4	-4
Miscellaneous products of petroleum and coal	299		12/84	98.7	97.5	97.6	-2.3	.1
Lubricating oils and greases								
2992								
Primary products		2992-P	12/80	112.2	110.7	110.7	-1.9	0
Lubricating and similar oils		2992-1	12/80	111.4	109.7	109.8	-2.3	.1
Automotive		2992-111	12/80	112.1	110.2	110.7	-2.1	.5
Commercial		2992-1111	12/80	113.5	110.6	111.2	-3.1	.5
Commercial motor oil		2992-11111	12/80	103.8	103.6	103.7	-.3	.1
Other commercial oil		2992-11112	12/80	99.5	99.7	99.9	.4	.2
Retail		2992-11112	12/80	107.0	106.5	106.5	-.7	0
Retail motor oil		2992-1112	12/80	123.6	117.6	118.9	-5.9	1.1
Industrial		2992-11121	12/80	103.3	92.1	94.4	-12.8	2.5
General industrial oil		2992-121	12/80	108.8	109.4	109.4	.2	0
Industrial process oil		2992-12111	12/80	109.9	109.9	109.9	-.5	0
Industrial metalworking oil		2992-12112	12/80	108.3	109.3	109.2	.8	-.1
Lubricating greases		2992-12113	12/80	106.0	107.8	107.8	.8	0
Industrial grease		2992-2	12/80	106.9	106.2	104.0	-3.2	-2.1
Secondary products		2992-232	12/80	110.5	109.9	109.9	.9	0
Secondary products		2992-S	12/80	111.6	111.6	111.6	1.2	0
Petroleum and coal products, n.e.c.								
2999								
Primary products		2999-P	12/84	95.8	95.1	95.1	-3.9	0
Calcined petroleum coke (not made in refineries)		2999-2	12/84	95.8	95.1	95.1	-3.9	0
Other petroleum and coal products, n.e.c. (inc. petroleum coke made outside refineries)		2999-5	12/84	97.0	96.2	96.2	-3.2	0
Rubber and miscellaneous plastic products	30		12/84	85.4	85.4	(³)	(³)	(³)
Tires and inner tubes								
3011								
Primary products		3011-P	06/81	94.4	95.1	95.1	-.3	0
Passenger car pneumatic tires		3011-1	06/81	92.2	92.9	92.9	-.7	0
Radials		3011-112	06/81	91.4	92.0	92.1	-1.7	.1
Highway standard service		3011-1121	06/81	91.1	91.6	91.2	-1.3	-.4
13" Rim diameter. Original equipment or replacement		3011-11211	06/81	91.1	91.6	91.2	-1.3	-.4
14" Rim diameter. Original equipment or replacement		3011-11212	06/81	101.2	101.2	98.2	-4.8	-3.0
15" Rim diameter. Original equipment or replacement		3011-11213	06/81	91.6	91.4	91.0	-2.3	-.4
Non-radials		3011-15	06/81	89.7	90.5	90.5	-.3	0
Bias-Ply		3011-151	06/81	91.7	92.4	93.0	-2.3	.6
Highway standard service		3011-1511	06/81	91.6	91.9	93.0	-1.2	1.2
15" Rim diameter. Original equipment or replacement		3011-15113	06/81	91.3	91.3	92.7	-1.6	1.5
Bias-belted		3011-152	06/81	92.2	92.4	92.4	-3.5	0
Highway standard service		3011-1521	06/81	92.0	93.2	93.0	-3.8	-.2
Truck/bus tires, including off highway		3011-2	06/81	92.0	92.0	93.0	-3.8	-.2
Non-radials		3011-215	06/81	87.5	88.4	88.4	0	0
Light highway truck. Original equipment or replacement		3011-21511	06/81	88.5	89.4	89.4	-.1	0
Medium/heavy highway truck. Original equipment or replacement		3011-21511	06/81	94.3	95.5	95.5	-.7	0
Other pneumatic and all solid tires		3011-21521	06/81	80.5	80.9	80.9	1.1	0
Tractor/Implement tires		3011-3	06/81	102.0	102.5	102.5	1.0	0
Rear tractor. Original equipment or replacement		3011-314	06/81	98.8	99.6	99.6	1.2	0
Tread rubber, tire sundries, and repair materials		3011-31421	06/81	85.6	87.4	87.4	3.6	0
Tread rubber		3011-5	06/81	106.2	107.3	107.0	.3	-.3
Other tire sundries and repair materials, n.e.c.		3011-511	06/81	100.3	101.2	101.1	-2.3	-.1
Secondary products and miscellaneous receipts		3011-539	06/81	124.0	125.3	124.7	6.7	-5
Secondary products		3011-SM						
Secondary products		3011-S	06/81	105.7	105.7	105.7	3.1	0
Rubber and plastic footwear								
3021								
Primary products		3021-P	12/80	110.9	112.3	112.0	2.5	-.3
Rubber, plastic, and other protective footwear		3021-1	12/80	116.4	118.1	117.8	1.7	-.3
Rubber uppers		3021-1A	12/86	123.6	123.7	124.3	-.2	.5
Boots		3021-121	12/86	99.7	99.9	100.7	(³)	.8
Lumberman, pacs, rubbers, and other footwear having rubber uppers		3021-121	12/80	(³)	122.4	(³)	(³)	(³)
Plastic uppers		3021-142	12/86	104.1	104.6	106.6	(³)	1.9
Non-protective footwear cemented, vulcanized, injection molded, etc. to fabric upper		3021-1B	12/86	98.8	98.8	98.8	(³)	0
Vulcanized to fabric upper		3021-3	12/86	100.3	102.0	101.6	(³)	-.4
Men's		3021-302	12/86	(³)	(³)	97.7	(³)	(³)
Injection molded or other processes performed		3021-30221	12/86	(³)	(³)	101.1	(³)	(³)
Men's		3021-303	12/86	100.3	103.7	104.1	(³)	.4
Secondary products and miscellaneous receipts		3021-30321	12/86	(³)	(³)	100.8	(³)	(³)
Secondary products		3021-SM						
Secondary products		3021-S	12/80	88.0	88.2	88.2	(³)	0

See footnotes at end of table.

Table 5. Producer price indexes for the net output of selected industries and their products—Continued

Industry and product ¹	Industry code	Product code	Index base	Index			Unadjusted percent change to Sep. 1987 from —	
				May 1987 ²	Aug. 1987 ²	Sep. 1987 ²	Sep. 1986	Aug. 1987
Reclaimed rubber	3031		06/83	92.4	(?)	(?)	(?)	(?)
Primary products		3031-P	06/83	92.4	(?)	(?)	(?)	(?)
Reclaimed rubber		3031-111	06/83	92.4	(?)	(?)	(?)	(?)
Other devulcanized rubber		3031-11102	06/83	89.9	(?)	(?)	(?)	(?)
Rubber and plastics hose and belting	3041		12/81	106.9	106.3	106.6	-0.6	0.3
Primary products		3041-P	12/81	109.1	108.5	108.9	-.1	.4
Rubber and plastics belts and belting, flat		3041-1	12/81	103.3	103.3	103.3	.4	0
Light weight conveyor and elevator		3041-103	12/81	112.5	112.5	112.5	-.3	0
Heavy duty conveyor and elevator		3041-105	12/81	97.8	(?)	(?)	(?)	(?)
Rubber and plastics transmission belts and belting, other than flat		3041-2	12/81	109.0	106.3	106.7	-5.0	.4
Motor vehicle		3041-225	12/81	111.1	(?)	(?)	(?)	(?)
Industrial, except fractional		3041-231	12/81	104.1	94.7	96.1	-7.1	1.5
Rubber hose, mandrel made, and all hydraulic		3041-3	12/81	111.6	111.4	114.1	3.7	2.4
Textile, hydraulic		3041-312	12/81	131.8	(?)	(?)	(?)	(?)
Textile, nonhydraulic		3041-314	12/81	(?)	115.7	115.8	2.7	-.1
Wire, hydraulic		3041-316	12/81	(?)	(?)	115.8	(?)	(?)
Wire, nonhydraulic		3041-318	12/81	(?)	61.0	62.1	(?)	1.8
Rubber hose, long length nonhydraulic, except garden		3041-4	12/81	100.7	(?)	103.5	2.7	(?)
Textile		3041-451	12/81	(?)	(?)	105.0	3.1	(?)
Wire		3041-453	12/81	98.6	(?)	(?)	(?)	(?)
All other rubber and plastics hose		3041-6	12/81	112.3	111.8	111.1	1.4	-.6
Wrapped reinforced		3041-63	12/81	125.5	123.3	123.3	5.3	0
Machine		3041-639	12/81	136.8	(?)	(?)	(?)	(?)
Circular woven jacket		3041-64	12/81	95.1	(?)	(?)	(?)	(?)
Braided or loomed, helical reinforced		3041-663	12/81	98.5	98.5	88.4	-10.1	-10.3
All other rubber hose		3041-674	12/81	106.4	107.3	108.3	1.5	.9
All other plastics hose		3041-68	12/81	123.1	123.1	123.1	.8	0
Nonhydraulic		3041-684	12/81	131.4	131.4	131.4	1.3	0
Secondary products and miscellaneous receipts		3041-SM						
Miscellaneous receipts		3041-M	11/84	(?)	(?)	78.8	(?)	(?)
Resales		3041-Z89	11/84	(?)	(?)	78.8	(?)	(?)
Secondary products		3041-S	12/81	108.2	108.2	108.2	-1.5	0
Fabricated rubber products, n.e.c.	3069		06/83	105.2	105.9	106.2	1.3	.3
Primary products		3069-P	06/83	105.1	105.9	106.3	1.5	.4
Molded rubber mechanical goods		3069-A	06/83	99.5	99.9	100.4	.9	.5
Automotive		3069-A11	06/83	88.6	89.5	90.8	1.2	1.5
Transportation, other than automotive		3069-A12	06/83	108.4	108.4	108.4	1.1	.0
Appliances, household and commercial		3069-A13	06/83	106.4	109.0	106.4	8.9	-2.4
Oil and gas field machinery and equipment		3069-A14	06/83	105.5	105.5	106.1	1.0	.6
Other molded goods		3069-A16	06/83	113.8	113.5	113.3	-.6	-.2
Extruded and lathe cut rubber mechanical goods		3069-B	06/83	112.0	112.0	112.0	1.4	0
Extrusions		3069-BA	06/83	109.4	109.4	109.4	.2	0
Automotive, except tubing		3069-B11	06/83	117.1	117.1	(?)	(?)	(?)
Appliances, household and commercial		3069-B12	06/83	106.5	106.5	106.5	-1.0	0
Other extrusions		3069-B19	06/83	107.5	107.5	107.5	.1	0
Industrial rubber products, n.e.c.		3069-C	06/83	105.7	112.6	113.3	11.8	.6
Roll covering, including all industry rolls, except graphic arts		3069-C12	06/83	112.3	114.7	114.6	3.6	-.1
All other roll coverings, except graphic arts		3069-C1203	06/83	114.7	116.2	116.0	1.9	-.2
Other industrial rubber products		3069-C39	06/83	103.6	118.8	120.0	18.1	1.0
Rubber coated fabrics and rubber clothing		3069-D	06/83	107.5	107.2	107.3	2.3	.1
Rubber coated fabric		3069-DA	06/83	104.1	104.1	104.2	1.5	-.1
Other coated fabrics		3069-D19	06/83	104.8	104.8	104.8	.1	0
Rubber clothing		3069-DB	06/83	111.1	110.6	110.6	3.1	0
Industrial rubber gloves		3069-D41	06/83	113.2	112.3	112.3	2.7	0
Other rubber goods		3069-E	06/83	107.2	107.9	107.9	1.7	0
Other rubber goods including tanks, blocks, threads, and band trucks		3069-E28	06/83	106.8	106.8	106.8	1.1	0
Sponge and foam rubber		3069-3	06/83	114.4	114.1	114.6	.2	.4
Chemically blown sponge		3069-3B	06/83	114.4	114.1	114.6	.2	.4
Rubber floor and wall coverings		3069-4	06/83	103.1	103.1	104.5	1.4	1.4
Individual mats		3069-4A	06/83	102.8	102.8	104.4	1.6	1.6
All other mats		3069-425	06/83	100.4	100.4	100.4	0	0
Rubber shoe products		3069-6	06/83	107.3	112.9	113.0	6.5	.1
Soles		3069-631	06/83	106.4	110.9	111.3	5.4	.4
All other soles		3069-63103	06/83	102.6	104.8	105.6	2.3	.8
Rubber sole and heel combinations		3069-661	06/83	(?)	117.3	117.3	11.3	0
Rubber druggist and medical sundries, including household gloves		3069-7	06/83	103.1	103.1	103.1	.2	0
Other rubber druggist and medical sundries		3069-778	06/83	103.6	103.6	103.6	.1	0
Secondary products and miscellaneous receipts		3069-SM						
Miscellaneous receipts		3069-M	06/83	99.8	99.8	99.8	0	0
Resales		3069-Z89	06/83	99.8	99.8	99.8	0	0
Secondary products		3069-S	06/83	108.5	108.7	108.8	.5	.1
Other secondary products		3069-SSS	06/83	107.1	107.2	107.3	.4	.1
Miscellaneous plastic products		3079-S	05/84	108.3	108.6	108.6	.5	0
Miscellaneous plastic products	3079		12/82	105.8	106.7	107.2	1.1	.5
Primary products		3079-P	12/82	105.9	106.9	107.4	1.2	.5
Plastic film and sheet, unsupported		3079-2	12/82	102.5	103.9	104.0	1.3	.1
Packaging		3079-201	06/87	(?)	101.8	101.8	(?)	0

See footnotes at end of table.

Table 5. Producer price indexes for the net output of selected industries and their products—Continued

Industry and product ¹	Industry code	Product code	Index base	Index			Unadjusted percent change to Sep. 1987 from —	
				May 1987 ²	Aug. 1987 ²	Sep. 1987 ²	Sep. 1986	Aug. 1987
Miscellaneous plastic products—Continued								
Building and construction		3079-202	06/87	(?)	101.3	101.3	(?)	0
Other		3079-207	06/87	(?)	100.2	101.0	(?)	.8
Plastic piping		3079-4	12/82	104.5	112.6	112.5	13.1	-1
Water		3079-424	06/87	(?)	108.5	106.5	(?)	-1.8
Plastic bottles		3079-5	12/82	104.6	104.2	103.5	1.2	-7
Plastic foam products		3079-7	06/87	(?)	100.0	100.1	(?)	.1
Transportation		3079-741	12/82	101.7	101.7	101.7	.1	0
Packaging		3079-742	12/82	101.1	103.0	103.6	2.8	.6
Furniture and furnishings		3079-745	12/82	109.4	107.2	107.2	-3.0	0
Consumer and institutional		3079-746	12/82	96.9	100.2	100.2	2.0	0
Molded plastic products, n. e. c.		3079-J	06/87	(?)	100.0	100.0	(?)	0
Injection molded		3079-J61	06/87	(?)	100.0	100.4	(?)	.4
Compression/transfer molded		3079-J62	06/87	(?)	100.1	100.2	(?)	.1
Cast		3079-J65	06/87	(?)	102.0	101.1	(?)	-9
Other		3079-J66	06/87	(?)	100.2	100.2	(?)	0
Miscellaneous nonmolded plastic products, n. e. c.		3079-K	06/87	(?)	101.2	103.2	(?)	2.0
Unsupported rods, tubes, and other shapes		3079-K81	12/82	115.9	115.6	126.3	9.5	9.3
Plastic shoe products		3079-K88	06/84	104.7	105.4	105.3	3.0	-1
Laminates		3079-K91	12/82	102.8	106.1	106.1	1.6	0
Other laminates		3079-K9102	06/87	(?)	101.9	(?)	(?)	(?)
Electrical and electronic		3079-K93	12/82	107.3	107.5	107.4	-8.6	-1
Building and construction		3079-K94	06/87	(?)	100.0	100.8	(?)	.8
Furniture and furnishings		3079-K95	12/82	107.2	107.2	107.2	-6	0
Other		3079-K99	06/87	(?)	101.3	102.0	(?)	.7
Secondary products and miscellaneous receipts		3079-SM						
Miscellaneous receipts		3079-M	12/82	107.1	108.3	108.3	1.6	0
Resales		3079-Z89	12/82	107.7	109.3	109.3	2.1	0
Secondary products		3079-S	12/82	103.9	103.8	103.8	-2	0
Leather and leather products	31		12/84	105.9	107.5	108.1	4.7	.6
Leather tanning and finishing	3111		06/81	136.7	137.2	138.4	13.5	.9
Primary products		3111-P	06/81	136.3	136.8	137.9	13.0	.8
Finished cattle hide and kip side leather		3111-1	06/81	137.1	137.4	139.2	12.3	1.3
Grains, except offal and wetting leather		3111-1A	06/81	138.7	139.1	141.0	12.0	1.4
Upper leather, including patent		3111-137	06/81	134.1	130.0	131.7	12.1	1.3
Dress and casual shoe, including all patent		3111-13711	06/81	132.0	127.5	129.3	10.0	1.4
Other upper leather		3111-13712	06/81	145.0	143.3	144.4	22.7	.8
Other grains		3111-147	06/81	150.4	156.3	160.2	20.0	2.5
Finished splits		3111-1C	06/81	118.8	(?)	(?)	(?)	(?)
Finished sheep and lamb leather		3111-3	06/81	176.4	181.8	175.2	44.8	-3.6
Garment leather		3111-331	06/81	172.0	177.3	170.3	45.2	-3.7
Rough, crust, and wet blue not finished in the same establishment		3111-5	06/81	114.4	113.2	113.5	5.6	.3
Receipts for contract tanning done for others on their materials		3111-9	06/81	118.5	118.5	119.0	3.2	.4
Boot and shoe cut stock and findings	3131		12/84	107.3	108.5	108.7	4.7	.2
Primary products		3131-P	12/84	108.3	109.6	109.7	5.1	.1
Outer soles and insoles of leather		3131-116	12/84	110.6	114.4	114.5	10.9	.1
Other leather cut stock		3131-131	12/84	109.9	110.8	111.4	8.4	.5
Non-leather stock and findings incl. heels		3131-191	12/84	106.4	106.8	106.8	.9	0
Secondary products and miscellaneous receipts		3131-SM						
Secondary products		3131-S	12/84	100.5	101.6	102.3	2.3	.7
Footwear, except rubber	314		12/84	105.7	107.2	107.9	4.3	.7
House slippers	3142		06/85	113.4	110.9	115.3	6.0	4.0
Primary products		3142-P	06/85	113.6	115.8	115.7	6.5	-1
House slippers, except slipper socks		3142-1	06/85	113.8	116.0	116.0	6.7	0
Leather house slippers		3142-111	06/85	116.3	116.5	116.9	10.2	.3
Men's		3142-11133	06/85	117.0	(?)	117.3	10.7	(?)
Women's		3142-11144	06/85	115.3	115.3	116.5	9.4	1.0
House slippers, except leather		3142-122	06/85	112.6	115.8	115.6	5.2	-2
Men's		3142-12233	07/85	(?)	(?)	(?)	(?)	(?)
Women's		3142-12244	06/85	113.0	116.3	116.1	5.4	-2
Children's		3142-12255	08/85	101.8	(?)	(?)	(?)	(?)
Men's footwear	3143		12/80	117.5	120.6	121.3	4.9	.6
Primary products		3143-P	12/80	117.9	120.9	121.8	4.8	.7
Men's leather upper footwear		3143-1	12/80	119.6	122.6	123.6	5.6	.8
Men's leather upper dress and casual shoes		3143-111	12/80	115.2	119.1	119.3	5.0	.2
Men's leather upper boots		3143-112	12/80	120.5	121.5	123.0	5.1	1.2
Men's leather upper work shoes or boots		3143-113	12/80	127.9	131.2	133.0	6.8	1.4
Men's other upper footwear		3143-3	03/81	110.1	113.0	113.4	(?)	.4
Secondary products and miscellaneous receipts		3143-SM						
Resales		3143-Z89	11/83	89.4	92.1	92.1	(?)	0
Secondary products		3143-S	12/80	116.7	119.3	119.2	4.4	-1
Women's footwear	3144		12/80	106.6	106.7	107.7	3.9	.9
Primary products		3144-P	12/80	105.6	105.6	106.6	3.7	.9

See footnotes at end of table.

Table 5. Producer price indexes for the net output of selected industries and their products—Continued

Industry and product ¹	Industry code	Product code	Index base	Index			Unadjusted percent change to Sep. 1987 from —	
				May 1987 ²	Aug. 1987 ²	Sep. 1987 ²	Sep. 1986	Aug. 1987
Women's footwear—Continued								
Women's leather upper footwear		3144-1	12/80	105.2	105.8	107.5	5.6	1.6
Women's leather upper dress shoes		3144-111	12/80	114.6	113.2	113.4	-.9	.2
Women's leather upper casual shoes		3144-112	12/80	110.8	111.6	113.9	5.8	2.1
Women's leather upper sandals		3144-113	12/80	80.1	83.1	(?)	(?)	(?)
Women's leather upper boots		3144-114	12/80	106.0	107.9	107.8	(?)	-.1
Women's plastic upper footwear		3144-2	12/80	105.1	104.0	104.1	-.6	.1
Women's plastic upper dress shoes		3144-216	12/80	106.0	106.7	106.7	.7	0
Women's plastic upper casual shoes		3144-217	12/80	109.2	105.9	105.9	-2.9	0
Women's other upper footwear		3144-3	12/80	110.1	110.1	110.1	(?)	0
Women's other upper casual shoes		3144-323	12/80	107.0	107.0	107.0	(?)	0
Secondary products and miscellaneous receipts		3144-SM						
Resales		3144-Z89	12/80	112.8	114.7	117.1	(?)	2.1
Secondary products		3144-S	12/80	128.7	129.0	129.0	7.3	0
Footwear, except rubber, n.e.c.	3149		12/79	119.6	120.5	120.3	2.6	-.2
Primary products		3149-P	12/79	118.0	119.0	118.7	2.8	-.3
Youths' and boys' footwear		3149-1	12/79	123.9	123.9	123.9	(?)	0
Youths' and boys' leather upper footwear		3149-112	12/79	120.5	120.5	120.5	(?)	0
Misses' footwear		3149-2	12/79	103.0	104.9	104.7	2.8	-.2
Misses' leather upper footwear		3149-215	12/79	109.0	112.2	111.9	3.7	-.3
Children's footwear		3149-3	12/79	121.0	122.1	122.2	4.3	.1
Children's leather upper footwear		3149-318	12/79	122.8	124.5	124.6	2.5	.1
Children's nonleather upper footwear		3149-319	12/79	116.6	116.6	116.6	(?)	0
Infants' and babies' footwear		3149-4	12/79	123.5	125.9	124.4	1.9	-1.2
Infants' and babies' leather upper footwear		3149-421	12/79	125.2	125.8	125.7	1.9	-.1
Athletic footwear, except rubber		3149-5	12/79	116.7	116.7	116.7	3.1	0
Athletic footwear designed for sports		3149-524	12/79	137.2	137.2	137.2	(?)	0
Secondary products and miscellaneous receipts		3149-SM						
Resales		3149-Z89	11/85	104.8	104.9	104.9	(?)	0
Secondary products		3149-S	12/79	124.4	125.0	124.9	.7	-.1
Men's footwear		3143-S	12/80	100.9	101.2	101.2	-2.3	0
Women's footwear		3144-S	12/80	119.6	119.7	120.1	(?)	.3
Other secondary products		3149-SSS	12/79	199.9	204.2	201.9	1.0	-1.1
Leather gloves and mittens	3151		06/85	101.1	102.5	102.7	2.4	.2
Primary products		3151-P	06/85	101.9	104.3	104.6	4.0	.3
All leather dress and semidress gloves and mittens		3151-2	06/85	105.1	105.1	105.4	3.8	.3
Other than block cut		3151-213	06/85	109.6	109.6	110.4	3.8	.7
Men's and boys'		3151-21317	06/85	112.2	112.2	113.4	3.5	1.1
Women's and children's		3151-21357	06/85	104.3	104.3	(?)	(?)	(?)
All leather work gloves and mittens		3151-7	06/85	101.0	104.1	104.4	4.1	.3
All grain, excluding welders		3151-781	06/85	102.5	106.4	106.9	6.4	.5
All split, excluding welders		3151-783	06/85	99.6	101.2	101.2	.6	0
Leather, except all grain and all split, including welders		3151-789	06/85	98.2	100.4	100.5	1.1	.1
Secondary products and miscellaneous receipts		3151-SM						
Miscellaneous receipts		3151-M						
Secondary products		3151-S	06/85	99.7	99.8	100.1	.4	.3
Luggage	3161		12/84	98.2	98.3	101.0	4.6	2.7
Primary products		3161-P	12/84	98.2	98.2	101.3	4.9	3.2
Hand luggage		3161-1	12/84	93.8	93.4	97.5	5.2	4.4
Women's hand luggage, all types except zippered		3161-112						
Men's hand luggage, all types except zippered		3161-113	12/84	108.5	106.3	120.5	13.7	13.4
Hard side		3161-11335	12/84	106.0	109.9	109.9	3.9	0
Zippered hand luggage, men's and women's		3161-114	12/84	105.0	105.7	106.1	2.2	.4
Luggage other than hand luggage		3161-2	12/84	107.5	108.3	109.2	4.2	.8
Occupational luggage cases, sample, binocular, and camera cases		3161-253	12/84	103.8	104.6	104.3	1.3	-.3
Briefcases and bags, school bags, envelopes, catalog cases, and zippered ring binders		3161-273	12/84	114.3	114.7	114.4	8.8	-.3
Musical instrument cases		3161-281	12/84	97.7	97.7	97.7	0	0
Attache cases		3161-284	12/84	113.8	113.8	118.0	7.4	3.7
Other luggage, including non-canvas knapsacks		3161-298	12/84	98.0	98.2	97.5	-.1	-.7
Secondary products and miscellaneous receipts		3161-SM						
Miscellaneous receipts		3161-M	12/84	100.6	102.8	103.0	4.7	.2
Resales		3161-Z89	12/84	100.7	102.8	103.0	4.8	.2
Secondary products		3161-S	12/84	93.1	93.7	93.7	.1	0
Handbags and other personal leather goods	317		12/84	104.5	107.6	106.9	2.1	-.7
Women's and children's handbags and purses	3171		06/82	113.0	118.2	116.9	2.3	-1.1
Primary products		3171-P	06/82	113.7	117.9	116.6	1.0	-1.1
Women's and children's handbags and purses		3171-5	06/82	113.7	117.9	116.6	1.0	-1.1
All or chiefly leather		3171-511	06/82	113.8	119.0	118.8	6.0	-.2
All or chiefly plastic		3171-551	06/82	115.0	119.6	117.4	2.0	-1.8
Other materials, except precious metals		3171-571	06/82	109.6	110.2	109.9	-11.1	-.3
Secondary products and miscellaneous receipts		3171-SM						
Secondary products		3171-S	06/82	108.6	118.6	117.1	8.9	-1.3
Personal leather goods, except women's handbags and purses	3172		06/82	112.4	112.6	112.6	1.4	0

See footnotes at end of table.

Table 5. Producer price indexes for the net output of selected industries and their products—Continued

Industry and product ¹	Industry code	Product code	Index base	Index			Unadjusted percent change to Sep. 1987 from —	
				May 1987 ²	Aug. 1987 ²	Sep. 1987 ²	Sep. 1986	Aug. 1987
Personal leather goods, except women's handbags and purses—Continued								
Primary products		3172-P	06/82	112.4	112.6	112.6	0.8	0
Personal leather goods, except women's handbags and purses		3172-5	06/82	112.4	112.6	112.6	.8	0
Billfolds, wallets, French purses and clutches		3172-5A	06/82	112.2	112.0	112.0	.5	0
Billfolds, wallets, French purses and clutches, leather		3172-511	06/82	110.9	110.7	110.7	.5	0
Billfolds and wallets		3172-51111	06/82	114.6	113.0	113.0	-1.5	0
French purses		3172-51122	06/82	105.2	107.6	107.6	4.2	0
Clutches		3172-51133	06/82	108.9	108.9	108.9	1.3	0
Travel kits		3172-531	06/82	160.0	160.0	160.0	1.5	0
Other personal goods, except leather		3172-597	06/82	113.9	113.9	113.9	1.2	0
Secondary products and miscellaneous receipts		3172-SM						
Secondary products		3172-S	06/82	110.8	110.8	110.8	7.4	0
Leather goods, n.e.c.	3199		06/85	104.4	106.5	106.3	4.8	-2
Primary products		3199-P	06/85	103.2	105.8	105.6	4.1	-2
Saddlery and harness and accouterments		3199-131	06/85	101.7	110.1	109.3	8.8	-7
Industrial leather belting/industrial leather products		3199-191	06/85	108.3	(³)	110.5	8.3	(³)
Industrial leather products		3199-19112	06/85	100.5	(³)	100.5	-6	(³)
Dog collars, leashes and other household pet accessories made of leather/leather-like material		3199-196	06/85	100.1	101.9	101.2	-2	-7
Other leather/leather-like goods		3199-197	06/85	103.1	103.1	103.1	1.2	0
Secondary products and miscellaneous receipts		3199-SM						
Secondary products		3199-S	06/85	103.1	105.2	105.2	3.2	0
Stone, clay, glass, and concrete products	32		12/84	104.4	104.5	104.4	.5	-1
Flat glass	3211		12/80	112.6	114.6	114.7	3.8	.1
Primary products		3211-P	12/80	112.4	114.4	114.4	3.7	0
Other flat glass, made from glass produced in the same establishment		3211-4	12/80	105.9	(³)	106.3	2.9	(³)
Sheet(window), plate and float glass		3211-5	12/80	107.9	111.8	111.7	2.9	-1
Glass and glassware, pressed or blown	322		12/84	107.3	107.3	107.0	.4	-3
Glass containers	3221		06/82	111.7	111.6	111.4	-.4	-2
Primary products		3221-P	06/82	112.0	111.9	111.6	-.4	-3
Glass containers for domestic consumption		3221-1	06/82	112.0	111.9	111.6	-.4	-3
Narrow neck containers		3221-11	06/82	111.3	111.2	110.8	-.4	-.4
Food		3221-111	06/82	104.4	104.4	103.0	-5.8	-1.3
Medicinal and health		3221-112	06/82	121.9	119.4	119.4	2.1	0
Non-alcoholic beverage		3221-115	06/82	108.6	108.6	108.6	-1.7	0
Non-refillable		3221-1155	06/82	110.0	110.0	110.0	-1.5	0
10 to 11.9 oz		3221-11552	06/82	109.1	109.1	109.1	-2.1	0
16 to 16.9 oz		3221-11554	06/82	101.8	101.8	101.8	-1.5	0
Beer		3221-116	06/82	112.9	112.9	112.9	3.7	0
Non-refillable		3221-1166	06/82	113.9	113.9	113.9	3.6	0
Under 11 oz		3221-11661	06/82	111.5	111.5	111.5	.4	0
12 to 15.9 oz		3221-11663	06/82	115.3	115.3	115.3	3.7	0
Liquor		3221-117	06/82	119.3	119.5	117.8	-.2	-1.4
Wine		3221-119	06/82	113.8	(³)	113.8	0	(³)
Wide mouth containers		3221-13						
Food		3221-131	06/82	114.6	114.6	114.7	-.7	.1
Pressed and blown glass, n.e.c.	3229		06/83	111.5	111.5	111.4	2.0	-1
Primary products		3229-P	06/83	111.6	111.6	111.5	2.0	-1
Table, kitchen, art, and novelty glassware		3229-1	06/83	115.8	115.8	115.8	4.1	0
Machine made table, kitchen, art, and novelty glassware		3229-12	06/83	115.2	115.2	115.2	4.3	0
Tumblers (one piece excluding packers' tumblers)		3229-121	06/83	118.0	(³)	(³)	(³)	(³)
Pressed tumblers		3229-12101	06/83	109.4	(³)	(³)	(³)	(³)
Tableware		3229-123	06/83	110.6	(³)	(³)	(³)	(³)
Ornamental, decorative, and novelty glassware and smokers' accessories		3229-128	06/83	110.7	110.7	110.7	3.5	0
Handmade table, kitchen, art, and novelty glassware		3229-13	06/83	123.0	123.0	123.0	1.0	0
Stemware		3229-132	06/83	129.7	129.7	129.7	1.6	0
Tableware		3229-133	06/83	116.5	116.5	116.5	-.7	0
Other handmade, including ornamental, decorative, novelty and smokers' accessories		3229-138	06/83	119.5	119.5	119.5	2.0	0
Lighting and electronic glassware		3229-2	06/83	106.1	106.1	105.3	-1.2	-8
Bowls and enclosing globes and other glass parts for interior lighting		3229-237	06/83	116.9	116.9	116.7	1.8	-2
Glass fiber-textile type		3229-3	06/83	104.5	104.6	104.8	2.0	.2
Other pressed and blown glassware		3229-4	06/83	123.9	123.9	123.9	1.2	0
Industrial and technical glassware		3229-425	06/83	128.3	128.3	128.3	2.5	0
Secondary products and miscellaneous receipts		3229-SM						
Secondary products		3229-S	06/83	106.5	106.5	106.5	0	0
Products of purchased glass	3231		06/83	109.6	110.2	110.2	2.0	0
Primary products		3231-P	06/83	109.6	110.1	110.0	2.0	-1
Laminated glass, including plate, float, and sheet		3231-3	06/83	101.0	101.0	101.0	-1.4	0
For construction and architectural uses		3231-321	06/87	(³)	(³)	100.0	(³)	(³)
For automotive uses		3231-341	06/87	(³)	100.0	100.0	(³)	0

See footnotes at end of table.

Table 5. Producer price indexes for the net output of selected industries and their products—Continued

Industry and product ¹	Industry code	Product code	Index base	Index			Unadjusted percent change to Sep. 1987 from —	
				May 1987 ²	Aug. 1987 ²	Sep. 1987 ²	Sep. 1986	Aug. 1987
Products of purchased glass—Continued								
OEM		3231-34101	06/87	(?)	100.0	100.0	(?)	0
Replacement		3231-34102	06/87	(?)	100.0	100.0	(?)	0
Mirrors, plate and float (decorated or undecorated)		3231-5	06/83	112.5	114.0	113.9	5.7	-1
Framed mirrors		3231-521	06/83	(?)	119.6	119.6	(?)	0
Unframed mirrors		3231-541	06/83	111.8	112.9	112.7	4.7	-2
Automotive mirrors		3231-571	06/83	108.1	108.1	108.1	.9	0
Pressed and blown glassware, made from glass purchased or transferred from other establishments		3231-7	06/83	108.6	108.6	108.6	-4	0
Consumer glassware		3231-711	06/83	113.6	113.6	113.6	-3.0	0
Other glassware, including scientific, laboratory, industrial, etc.		3231-751	06/83	106.8	106.8	106.9	1.4	.1
Other glass products, made from glass purchased or transferred from other establishments		3231-8	06/83	111.8	112.2	112.1	2.7	-1
Stained, leaded, and faceted glass and colored glass slabs		3231-821	06/83	(?)	(?)	(?)	(?)	(?)
Multiple-glazed, sealed insulating glass units		3231-871	06/83	115.8	115.9	115.3	6.0	-5
Tempered glass		3231-88	06/87	(?)	100.6	100.7	(?)	.1
For automotive use		3231-881	06/83	117.1	117.9	117.9	.7	0
OEM		3231-88104	06/87	(?)	100.7	100.7	(?)	0
Replacement		3231-88105	06/87	(?)	100.7	100.7	(?)	0
For construction and architectural use		3231-883	06/83	101.6	102.1	102.3	4.2	.2
For other uses		3231-889	06/83	112.4	113.5	113.5	.4	0
Other flat glass products		3231-898	06/83	109.2	109.2	109.2	2.8	0
Secondary products and miscellaneous receipts		3231-SM						
Miscellaneous receipts		3231-M	12/83	(?)	100.0	(?)	(?)	(?)
Secondary products		3231-S	06/83	113.2	115.8	115.8	3.4	0
Hydraulic cement								
3241			06/82	101.2	101.0	101.1	-1.6	.1
Primary products		3241-P	06/82	101.2	101.0	101.1	-1.6	.1
Portland cement		3241-1	06/82	101.9	101.4	101.5	-1.3	.1
Normal portland cement, ASTM Type I		3241-111	06/82	101.7	101.2	101.4	-5	.2
Northeast region		3241-1111						
Middle Atlantic division		3241-11112	06/82	115.1	115.2	115.8	-3.9	.5
North Central region		3241-1112	06/82	111.7	112.0	112.0	3.1	0
East North Central division		3241-11121	06/82	119.0	119.5	119.5	7.8	0
West North Central division		3241-11122	06/82	101.8	101.8	101.8	-3.5	0
South region		3241-1113	06/82	92.4	91.8	91.9	-3.3	.1
South Atlantic division		3241-11131	06/82	108.0	108.0	108.0	.8	0
East South Central division		3241-11132	06/82	(?)	110.7	(?)	(?)	(?)
West South Central division		3241-11133	06/82	69.0	67.4	66.5	-12.5	-13
West region		3241-1114	06/82	93.7	92.2	92.3	1.5	.1
Pacific division		3241-11142	06/82	92.5	(?)	(?)	(?)	(?)
Moderate heat of hydration (moderate sulfate resistance), ASTM Type II		3241-112	06/82	104.5	103.9	103.9	-4.2	0
Northeast region		3241-1121	06/82	109.8	108.3	107.4	-5.5	-8
Middle Atlantic division		3241-11212	06/82	114.6	113.0	112.0	-5.6	-9
West region		3241-1124	06/82	97.2	96.6	96.4	-1	-2
Pacific division		3241-11242	06/82	94.1	93.3	93.0	-1	-3
High early strength, ASTM Type III		3241-113	06/82	93.3	94.4	94.2	-2.9	-2
Other portland cements		3241-117	06/82	99.2	97.1	97.2	1.4	.1
Other cements		3241-2	06/82	93.8	95.6	96.7	-4.2	1.2
Structural clay products								
325			12/84	105.7	107.0	106.8	2.0	-2
Brick and structural clay tile								
3251			12/84	108.3	108.7	108.7	2.8	0
Primary products		3251-P	12/84	108.5	108.7	108.7	2.7	0
Brick, except ceramic glazed and refractory		3251-1	12/84	108.5	108.7	108.7	2.6	0
Building or common, and face brick		3251-111	12/84	108.5	108.7	108.7	2.6	0
Building or common brick		3251-11101	12/84	116.4	116.4	116.4	2.4	0
Face brick		3251-11102	12/84	106.5	106.8	106.7	2.7	-1
Other brick (paving, floor, and sewer)		3251-119	12/84	109.5	109.6	109.6	2.5	0
Secondary products and miscellaneous receipts		3251-SM						
Secondary products		3251-S	12/84	118.9	122.5	122.1	7.5	-3
Ceramic wall and floor tile								
3253			06/85	104.3	106.7	105.9	3.2	-7
Primary products		3253-P	06/85	105.2	107.7	107.0	3.6	-6
Ceramic mosaic		3253-11	06/85	103.5	106.1	103.4	2.7	-2.5
Unglazed		3253-112	06/85	103.5	106.1	103.4	2.7	-2.5
Quarry tile		3253-12	06/85	103.6	107.0	104.4	.1	-2.4
Unglazed		3253-122	06/85	103.4	107.2	104.3	-.5	-2.7
Glazed wall tile		3253-131	06/85	106.0	108.5	108.6	4.8	.1
Other tile incl. paver, special purpose, decorative thin wall, etc.		3253-14	06/85	105.8	105.8	105.8	3.0	0
Glazed		3253-141	06/85	105.5	105.5	105.5	3.4	0
Clay refractories								
3255			12/85	99.3	100.9	100.8	.9	-1
Primary products		3255-P	12/85	100.0	101.6	101.6	1.4	0
Bricks and shapes		3255-1	12/85	99.9	101.6	101.6	1.4	0
Fireclay (including semisilica) brick and clay except superduty		3255-111	12/85	99.1	100.2	100.2	.2	0
High alumina inc. high alumina ladle brick, 50% alumina and over		3255-113	12/85	97.1	99.3	99.4	.8	.1
Insulating firebrick and shapes		3255-116	12/85	101.7	104.9	104.9	2.8	0
2300 degrees F to 2799 degrees F		3255-11612	12/85	102.1	106.3	106.3	3.6	0

See footnotes at end of table.

Table 5. Producer price indexes for the net output of selected industries and their products—Continued

Industry and product ¹	Industry code	Product code	Index base	Index			Unadjusted percent change to Sep. 1987 from —	
				May 1987 ²	Aug. 1987 ²	Sep. 1987 ²	Sep. 1986	Aug. 1987
Clay refractories—Continued								
Clay kiln furniture, radiant heater elements, potters' supplies & oth. misc. shaped items		3255-117	12/85	107.1	111.6	111.0	4.4	-0.5
Unshaped clay refractories		3255-2	12/85	99.2	102.0	102.0	1.9	0
Refractory bonding mortars, wet and dry, less than 50% alumina		3255-211	12/85	100.0	100.0	100.0	0	0
Plastic refractories and ramming mixes, less than 50% alumina		3255-213	12/85	96.7	96.7	96.7	-3.8	0
High alumina plastic refractories and ramming mixes, 50% alumina and over		3255-214	12/85	100.0	(³)	(³)	(³)	(³)
Castable refractories (hydraulic setting)		3255-3	12/85	100.0	100.9	100.9	.7	0
Castable refractories, less than 50% alumina		3255-311	12/85	100.0	100.0	100.0	0	0
High alumina castable refractories		3255-312	12/85	100.0	100.0	100.0	0	0
Insulating castables (density up to 105 lbs./cu.ft.) and insulating gunning mixes		3255-313	12/85	100.9	100.9	100.9	0	0
Secondary products and miscellaneous receipts		3255-SM						
Miscellaneous receipts		3255-M	12/85	82.9	85.5	85.5	(³)	0
Secondary products		3255-S	12/85	102.7	102.9	102.9	0	0
Structural clay products, n.e.c.	3259		12/85	103.2	103.2	103.2	-5	0
Primary products		3259-P	12/85	103.6	103.5	103.5	-7	0
Vitrified clay sewer pipe and fittings		3259-1	12/85	105.5	105.4	105.4	0	0
Other structural clay products, n.e.c.		3259-2	12/85	99.4	99.4	99.4	-2.1	0
Clay roofing tile		3259-225	12/85	95.4	95.4	95.4	-5.2	0
Other structural clay products incl. terra cotta, drain and flue tile, conduit and adobe		3259-298	12/85	102.2	102.2	102.2	0	0
Pottery and related products	326		12/84	104.0	103.9	104.3	.9	.4
Vitreous plumbing fixtures	3261		06/85	101.7	101.5	101.7	-7	.2
Primary products		3261-P	06/85	101.9	101.6	101.6	-1.2	0
Lavatories, china and earthenware		3261-111	06/85	100.6	98.6	98.9	-2.5	.3
Water closet bowls		3261-121	06/85	104.0	104.5	104.0	.3	-5
Siphon jet		3261-12101	06/85	105.0	105.5	105.1	.5	-4
Flush tanks		3261-131	06/85	99.4	98.8	99.3	-3.3	.5
Other china plumbing fixtures incl. other w.c. bowls, bidets, drinking fountains, sinks, etc.		3261-151	06/85	102.9	103.7	103.8	.9	.1
China and earthenware plumbing fixture accessories and fittings		3261-2	06/85	103.2	106.1	106.1	3.7	0
China and earthenware plumbing fixture accessories and fittings		3261-211	06/85	103.2	106.1	106.1	3.7	0
Secondary products and miscellaneous receipts		3261-SM						
Secondary products		3261-S	06/85	100.9	100.9	102.2	1.9	1.3
Vitreous china food utensils	3262		12/83	117.1	117.6	117.6	3.4	0
Primary products		3262-P	12/83	116.6	117.2	117.2	3.3	0
Vitreous china and porcelain table and kitchen utensils		3262-1						
Tableware (for serving food and drink)		3262-11	12/83	116.6	117.2	117.2	3.3	0
Hotel or commercial tableware		3262-118	12/83	116.0	116.9	116.9	2.9	0
Secondary products and miscellaneous receipts		3262-SM						
Porcelain electrical supplies	3264		12/85	99.7	99.8	100.4	.9	.6
Primary products		3264-P	12/85	98.7	98.9	99.6	.2	.7
Porcelain, steatite and other ceramic electrical products		3264-1	12/85	98.7	98.9	99.6	.2	.7
High-voltage pin-type insulators and line posts		3264-113	12/85	94.6	(³)	(³)	(³)	(³)
Switch and bus insulators, including cap and pin and post types		3264-116	12/85	90.0	(³)	92.0	-4.4	(³)
All other, including guy strain insulators and spools		3264-117	12/85	101.2	99.9	101.6	-1.1	1.7
High-voltage porcelain (wet process) shipped as components for elect. equipment		3264-118	12/85	99.9	99.9	101.8	2.5	1.9
Dry process electrical porcelain incl. parts for radio sets, spark plugs, cleats, etc.		3264-129	12/85	101.2	(³)	101.2	1.2	(³)
Steatite electrical products		3264-141	12/85	100.6	100.6	100.6	-1.3	0
Beryllia, titanate, and other ceramic electrical products n.e.c.		3264-198	12/85	101.3	(³)	101.3	.9	(³)
Secondary products and miscellaneous receipts		3264-SM						
Secondary products		3264-S	12/85	105.4	105.4	105.4	5.4	0
Pottery products, n.e.c., including fine earthenware food utensils	3268		12/83	105.5	105.0	105.6	1.5	.6
Primary products		3268-P	12/83	105.7	105.3	106.0	1.5	.7
Art, decorative and novelty pottery		3268-1	12/83	109.2	109.9	109.9	1.9	0
Earthenware and stoneware		3268-131	12/83	103.1	104.4	104.4	1.3	0
Stoneware and fine earthenware food utensils, household and commercial		3268-2	12/83	100.0	98.2	99.8	.6	1.6
Tableware		3268-211	12/83	91.5	(³)	91.3	-4	(³)
Kitchenware		3268-212	12/83	114.0	114.0	114.0	2.2	0
Other pottery products, n.e.c.		3268-3	12/83	110.3	110.3	110.3	2.3	0
All other pottery products, incl. chemical stoneware & porcelain, n.e.c.		3268-315	12/83	111.6	111.6	111.6	.6	0
Secondary products and miscellaneous receipts		3268-SM						
Secondary products		3268-S	08/84	104.5	(³)	104.5	3.4	(³)
Concrete, gypsum, and plaster products	327		12/84	103.8	103.3	103.1	-7	-2
Concrete block and brick	3271		06/81	119.4	119.9	120.0	1.5	.1
Primary products		3271-P	06/81	122.2	122.6	122.9	2.3	.2

See footnotes at end of table.

Table 5. Producer price indexes for the net output of selected industries and their products—Continued

Industry and product ¹	Industry code	Product code	Index base	Index			Unadjusted percent change to Sep. 1987 from —	
				May 1987 ²	Aug. 1987 ²	Sep. 1987 ²	Sep. 1986	Aug. 1987
Concrete block and brick—Continued								
Concrete block and brick		3271-1	06/81	122.2	122.6	122.9	2.3	0.2
Structural block, aggregate		3271-11	06/81	123.2	123.5	123.9	2.7	.3
Lightweight units made with concrete weighing less than 105 lb. per cu. ft. (dry weight)		3271-111	06/81	123.0	123.3	124.1	1.9	.6
Stretcher units, aggregate		3271-1111	06/81	123.0	123.3	124.2	1.8	.7
Stretcher units: 8"x8"x16"		3271-11111	06/81	114.7	114.7	115.0	.1	.3
Stretcher units, other sizes n.e.c.		3271-11112	06/81	125.1	125.4	126.6	2.3	1.0
Other lightweight units, any size, n.e.c.		3271-1112	06/81	123.1	123.1	123.1	2.0	0
Medium weight units made with concrete weighing > 105 lb. but < 125 lb. per cu. ft. (dry weight)		3271-115						
Stretcher units, aggregate		3271-1151	06/81	126.3	126.6	126.6	5.2	0
Stretcher units, 8"x8"x16"		3271-11511	06/81	124.1	125.8	125.8	4.5	0
Normal weight units made with concrete weighing at least 125 lb. per cu. ft. (dry weight)		3271-117	06/81	122.0	122.3	122.2	3.1	-.1
Stretcher units, aggregate		3271-1171	06/81	120.1	120.3	120.3	2.8	0
Stretcher units, 8"x8"x16"		3271-11711	06/81	116.2	116.1	116.0	1.1	-.1
Stretcher units, other sizes n.e.c.		3271-11712	06/81	121.1	121.4	121.4	3.2	0
Other normal weight units, any size, n.e.c.		3271-1172	06/81	132.2	133.4	133.2	5.0	-.1
Decorative block (such as screen block, split block, slump block, shadowal block, etc.)		3271-121	06/81	114.8	114.8	114.8	.5	0
Concrete brick		3271-151	06/81	115.0	117.2	117.2	-2.7	0
Paving blocks		3271-161	06/81	108.7	108.7	108.7	-5	0
Secondary products and miscellaneous receipts		3271-SM						
Miscellaneous receipts		3271-M	06/81	107.3	108.0	107.4	-1.4	-.6
Miscellaneous receipts and contract work		3271-XY9	06/81	(³)	119.9	(³)	(³)	(³)
Resales		3271-Z89	06/81	106.7	107.4	106.8	-1.4	-.6
Secondary products		3271-S	06/81	128.0	128.0	128.3	1.7	.2
Concrete products	3272		12/79	123.8	123.6	123.6	.7	0
Primary products		3272-P	12/79	123.6	123.4	122.7	.2	-.6
Concrete pipe		3272-1	12/79	122.3	119.2	119.2	-2.5	0
Culvert and storm sewer pipe		3272-16	12/80	110.7	106.4	106.4	-1.8	0
Reinforced		3272-161	12/79	120.7	115.7	115.7	-1.9	0
Sanitary sewer pipe		3272-17						
Reinforced		3272-171	12/79	139.0	136.1	136.1	-6.0	0
Precast concrete products		3272-2	12/79	129.7	131.7	131.5	3.0	-.2
Slabs and tile		3272-213	07/85	102.7	108.3	107.3	(³)	-.9
Wall panels		3272-223	11/84	98.6	98.6	98.6	(³)	0
Burial vaults and boxes		3272-234	12/79	138.6	139.4	139.3	3.6	-.1
Concrete septic tanks		3272-261	12/79	136.3	136.6	136.6	4.5	0
Other precast concrete products		3272-281	12/79	130.3	132.9	132.9	2.9	0
Prestressed concrete products, excluding pipe		3272-3	12/79	116.4	116.6	114.0	-.4	-2.2
Tees and channels		3272-311	12/79	100.0	100.0	100.0	(³)	0
Concrete bridge beams		3272-325	12/79	134.0	134.0	122.9	-6.4	-8.3
Solid and hollow cored panels		3272-331	12/79	123.2	123.2	123.2	(³)	0
Secondary products and miscellaneous receipts		3272-SM						
Miscellaneous receipts		3272-M	12/79	115.2	115.2	126.6	9.9	9.9
Secondary products		3272-S	12/79	144.2	144.2	144.2	1.5	0
Ready mixed concrete	3273		06/81	109.1	109.4	109.3	-.1	-.1
Primary products		3273-P	06/81	108.2	108.5	108.5	-.1	0
Ready mixed concrete		3273-111	06/81	108.2	108.5	108.5	-.1	0
Secondary products and miscellaneous receipts		3273-SM						
Miscellaneous receipts		3273-M	06/81	117.1	117.1	117.1	.3	0
Resales		3273-Z89	06/81	106.7	106.7	106.7	.5	0
Secondary products		3273-S	06/81	112.6	112.1	112.1	-.5	0
Lime	3274		12/85	101.8	101.9	101.9	.9	0
Primary products		3274-P	12/85	102.0	102.2	102.1	1.0	-.1
Quicklime		3274-111	12/85	102.2	102.7	102.4	1.5	-.3
Hydrated lime		3274-151	12/85	100.6	99.4	99.8	-.8	.4
Gypsum products	3275		06/81	124.0	116.6	114.5	-10.0	-1.8
Primary products		3275-P	06/81	126.7	118.6	116.4	-10.7	-1.9
Plasters and bases		3275-1	06/81	145.4	143.3	145.8	(³)	1.7
1/2 inch regular gypsum board		3275-225	06/81	124.0	112.2	110.4	-15.2	-1.6
Type X gypsumboard		3275-315	06/81	125.4	118.2	113.5	-11.8	-4.0
Cut stone and stone products	3281		12/84	109.6	110.6	110.8	2.6	.2
Primary products		3281-P	12/84	110.1	111.2	111.4	2.6	.2
Dressed dimension granite, including gneiss, syenite, diorite, and cut granite		3281-1	12/84	104.3	105.8	105.8	3.4	0
Building stone		3281-113	12/84	93.1	93.5	93.8	1.0	.3
Monumental stone		3281-135	12/84	108.5	110.6	110.6	4.9	0
Other granite products such as paving blocks and curbing		3281-198	12/84	101.2	101.2	101.2	-.4	0
Dressed dimension limestone, including dolomite, travertine, calcareous tufa, and cut limestone		3281-2	12/84	107.7	107.7	109.1	1.3	1.3
Building stone		3281-213	12/84	107.7	107.7	109.1	1.3	1.3
Dressed dimension marble and other stone		3281-3	12/84	124.0	124.8	124.8	1.8	0

See footnotes at end of table.

Table 5. Producer price indexes for the net output of selected industries and their products—Continued

Industry and product ¹	Industry code	Product code	Index base	Index			Unadjusted percent change to Sep. 1987 from —	
				May 1987 ²	Aug. 1987 ²	Sep. 1987 ²	Sep. 1986	Aug. 1987
Cut stone and stone products—Continued								
Building stone, monumental stone, and other marble products		3281-337	12/84	133.1	132.3	132.3	0.5	0
Building stone		3281-33713	12/84	150.7	150.7	150.7	0	0
Monumental stone		3281-33715	12/84	101.7	101.7	(³)	(³)	(³)
Other stone, such as slate, sandstone, gabbro, basalt, and other dressed stone products		3281-398	12/84	112.0	114.7	114.7	3.6	0

See footnotes at end of table.

Table 5. Producer price indexes for the net output of selected industries and their products—Continued

Industry and product ¹	Industry code	Product code	Index base	Index			Unadjusted percent change to Sep. 1987 from —	
				May 1987 ²	Aug. 1987 ²	Sep. 1987 ²	Sep. 1986	Aug. 1987
Abrasives, asbestos, and miscellaneous nonmetallic mineral products	329		12/84	102.6	103.3	102.9	0.9	-0.4
Abrasive products	3291		12/80	124.4	125.0	125.1	1.4	.1
Primary products		3291-P	12/80	123.1	123.2	123.3	1.1	.1
Nonmetallic sized grains, powders, and flour abrasives		3291-5	06/87	(?)	100.0	100.0	(?)	0
Synthetic nonmetallic sized grains, powders, and flour abrasives		3291-5A	06/87	(?)	100.0	100.0	(?)	0
Silicon carbide		3291-517	12/80	(?)	93.9	93.9	(?)	0
Aluminum oxide		3291-519	12/80	71.4	71.4	71.4	2.6	0
Nonmetallic abrasive products (including diamond abrasives)		3291-6	12/80	128.3	128.1	128.3	1.9	.2
Resinoid and shellac bond		3291-6A	06/87	(?)	100.0	100.5	(?)	.5
Reinforced		3291-637	12/80	133.4	132.3	132.4	1.8	.1
Nonreinforced		3291-642	12/80	126.5	126.5	127.6	4.7	.9
Vitrified bond		3291-631	12/80	137.9	137.9	137.9	2.5	0
Diamond wheels		3291-671	06/87	(?)	100.0	100.0	(?)	0
Other bond		3291-67102	12/80	97.3	97.3	97.3	0	0
Nonmetallic coated abrasive products, buffing wheels, polishing wheels, and laps		3291-7	12/80	141.0	141.4	141.4	1.6	0
Cloth (all bonds)		3291-71	06/87	(?)	100.0	100.0	(?)	0
Glue bond		3291-711	06/87	(?)	100.0	100.0	(?)	0
Other shapes		3291-71102	12/80	154.1	154.1	154.1	1.0	0
Resin and waterproof bond		3291-715	06/87	(?)	100.0	100.0	(?)	0
Belts		3291-71501	12/80	148.1	148.1	148.1	3.5	0
Paper (all bonds)		3291-72	06/87	(?)	(?)	100.0	(?)	(?)
Glue bond		3291-721	06/87	(?)	(?)	100.0	(?)	(?)
Other shapes		3291-72102	12/80	(?)	(?)	153.6	(?)	(?)
Other (including paper-cloth, vulcanized cloth-fiber combinations)		3291-739	12/80	129.9	129.9	129.9	-4.8	0
Metal abrasives (including scouring pads)		3291-8	12/80	122.3	122.7	122.7	.4	0
Steel and iron grit, shot, and sand		3291-811	12/80	(?)	108.1	108.1	(?)	0
Steel wool		3291-831	12/80	(?)	117.1	(?)	(?)	(?)
Secondary products and miscellaneous receipts		3291-SM						
Miscellaneous receipts		3291-M	12/80	(?)	150.5	150.6	(?)	.1
Resales		3291-Z89	12/80	(?)	150.5	150.6	(?)	.1
Secondary products		3291-S	12/80	122.6	125.9	125.9	3.4	0
Asbestos products	3292		12/85	102.2	99.8	99.8	4.0	0
Primary products		3292-P	12/85	101.7	98.9	98.7	3.7	-.2
Asbestos friction materials		3292-2	12/85	100.0	100.0	101.2	1.2	1.2
Molded brake linings containing asbestos, including all nonwoven types		3292-215	12/85	100.8	(?)	102.4	2.5	(?)
Asbestos disc brake pads		3292-221	12/85	(?)	(?)	(?)	(?)	(?)
Asbestos textiles, asbestos insulation, and other asbestos and asbestos-cement products		3292-9	12/85	102.9	98.1	96.8	5.6	-1.3
Secondary products and miscellaneous receipts		3292-SM						
Secondary products		3292-S	12/85	104.7	104.7	105.0	3.0	.3
Gaskets, packing, and sealing devices	3293		12/85	102.2	102.5	102.5	1.2	0
Primary products		3293-P	12/85	102.4	102.7	102.6	1.3	-.1
Gaskets and gasketing materials		3293-2	12/85	102.6	103.0	103.1	1.4	.1
Asbestos, compressed (all types of binders)		3293-213	12/85	97.3	(?)	98.1	-1.7	(?)
Cork and cork rubber		3293-221	12/85	102.0	102.0	102.0	1.8	0
Rubber (elastomeric)		3293-231	12/85	102.4	102.4	103.2	1.5	.8
Metallic		3293-251	12/85	106.2	106.5	106.5	3.3	0
Other nonmetallic gaskets, including fluorocarbon gaskets and sheets		3293-298	12/85	100.8	100.8	100.8	.9	0
Packing and sealing devices		3293-3	12/85	102.2	102.5	102.3	1.2	-.2
Packing and seals, rubber		3293-311	12/85	101.7	101.8	101.8	.7	0
Oil and grease seals, radial lip type		3293-31121	12/85	100.0	(?)	100.0	0	(?)
Lip-type molded packing, single and multiple units (flange, cup, U-ring, V-ring, etc.)		3293-31131	12/85	104.4	104.4	104.4	1.6	0
All other molded packing and seals		3293-31139	12/85	104.0	104.3	104.4	3.0	.1
Plastics packing and seals, including o-rings		3293-341	12/85	100.0	(?)	101.1	1.1	(?)
Packing, except leather, rubber, metal, and plastics		3293-362	12/85	103.6	103.6	103.6	2.5	0
Compression packing for sealing, moving and nonmoving parts		3293-36261	12/85	104.3	(?)	(?)	(?)	(?)
All other packing and seals		3293-36269	12/85	103.3	103.3	103.3	1.9	0
Axial mechanical seals		3293-371	12/85	103.4	103.4	103.4	1.7	0
Secondary products and miscellaneous receipts		3293-SM						
Miscellaneous receipts		3293-M	12/85	101.0	101.0	101.0	1.0	0
Secondary products		3293-S	12/85	101.6	101.6	101.6	.1	0
Minerals and earths ground or treated	3295		06/85	101.6	101.7	101.9	.7	.2
Primary products		3295-P	06/85	101.8	101.9	102.1	.8	.2
Minerals and earths ground or treated		3295-1	06/85	101.8	101.9	102.1	.8	.2
Lightweight aggregate, expanded clay, slag, perlite, haydite, pumice and diatomaceous earth		3295-111	06/85	103.1	103.1	103.1	.1	0
Slag, including crushed and ground		3295-131	06/85	102.7	102.9	102.9	1.8	0
Natural graphite, ground, refined or blended		3295-181	06/85	101.0	100.3	100.3	-3.6	0
Clay, including ground crude fire clay, high alumina clay, and silica fire clay		3295-184	06/85	104.5	104.7	105.2	1.3	.5
Other minerals and earths, ground or treated, incl. feldspar, roof granules and barite		3295-198	06/85	101.0	101.3	101.6	.6	.3
Secondary products and miscellaneous receipts		3295-SM						
Secondary products		3295-S	06/85	100.7	100.7	100.7	-.2	0

See footnotes at end of table.

Table 5. Producer price indexes for the net output of selected industries and their products—Continued

Industry and product ¹	Industry code	Product code	Index base	Index			Unadjusted percent change to Sep. 1987 from —	
				May 1987 ²	Aug. 1987 ²	Sep. 1987 ²	Sep. 1986	Aug. 1987
Mineral wool	3296		12/81	104.3	107.6	105.7	-0.8	-1.8
Primary products		3296-P	12/81	104.2	108.0	105.9	-.7	-1.9
Mineral wool for structural insulation		3296-1	12/81	93.2	98.6	95.4	-2.1	-3.2
Loose fiber and granulated fiber		3296-111	12/81	89.4	89.8	93.8	3.6	4.5
Building batts, blankets, and rolls		3296-135	12/81	95.9	102.9	97.4	-5.0	-5.3
R-11.0 to R-18.9		3296-13535	12/81	(³)	108.2	99.6	-5.9	-7.9
Mineral wool for industrial, equipment, and appliance insulation		3296-2	12/81	125.0	125.8	125.7	1.3	-.1
Molded insulation (such as special automotive, appliance, and aerospace items)		3296-245	12/81	112.8	112.8	(³)	(³)	(³)
Blocks and boards		3296-251	12/81	(³)	115.6	110.8	3.7	-4.2
Pipe insulation		3296-261	12/81	(³)	(³)	(³)	(³)	(³)
Acoustical, including pads, boards, patches, etc.		3296-283	04/82	(³)	119.1	119.5	3.9	.3
Other mineral wool for insulation		3296-298	12/81	126.5	127.3	127.3	-1.0	0
Secondary products and miscellaneous receipts		3296-SM						
Secondary products		3296-S	12/81	107.0	105.6	105.6	-.8	0
Nonclay refractories	3297		12/85	100.1	100.6	100.6	.1	.0
Primary products		3297-P	12/85	99.8	100.3	100.3	-.2	0
Bricks and shapes		3297-1	12/85	99.2	99.8	99.8	-.6	0
Magnesite and magnesite-chrome bricks and shapes		3297-112	12/85	99.1	99.7	99.7	-.4	0
Other, including basic pouring pit refractories		3297-11213	12/85	99.6	100.3	100.3	.2	0
Mullite bricks and shapes, made predominantly of fused or synthetic mullite		3297-115	12/85	100.5	100.5	100.5	.5	0
All other bricks and shapes, including dolomite, dolomite-magnesite and carbon refractories		3297-121	12/85	101.1	102.6	102.6	1.5	0
Flastic refractories & ramming mixes, wet & dry, and castables of nonhydraulic setting type		3297-4	12/85	100.0	100.0	100.0	0	0
Basic castables, plastics and ramming mixes (wet and dry types)		3297-411	12/85	100.0	100.0	100.0	0	0
Gunning mixes, basic and other		3297-5	12/85	100.0	100.0	100.0	0	0
Other nonclay refractory materials in lump or ground form		3297-6	12/85	101.7	101.7	101.7	1.0	0
All other domestic shipments as refractory raw materials		3297-612	12/85	100.0	100.0	100.0	0	0
Secondary products and miscellaneous receipts		3297-SM						
Secondary products		3297-S	12/85	102.7	102.9	102.9	2.3	0
Nonmetallic mineral products, n.e.c.	3299		12/85	98.9	98.6	98.7	-1.0	.1
Primary products		3299-P	12/85	98.8	98.4	98.6	-1.1	.2
Mica products		3299-1	12/85	100.6	100.6	102.0	1.9	1.4
Statuary and art goods (factory made)		3299-2	12/85	101.5	101.5	101.5	.8	0
Other nonmetallic mineral products		3299-3	12/85	98.3	97.8	97.8	-1.7	0
Secondary products and miscellaneous receipts		3299-SM						
Secondary products		3299-S	12/85	100.3	100.3	100.3	0	0
Primary metal industries	33		12/84	99.0	101.3	102.1	5.0	.8
Blast furnaces, steel works, and rolling and finishing mills	331		12/84	96.4	96.6	97.2	1.8	.6
Blast furnaces and steel mills	3312		06/82	101.2	101.5	102.0	1.8	.5
Primary products		3312-P	06/82	100.6	100.8	101.3	1.6	.5
Open die or smith forgings (hammer or press), ferrous		3312-B	06/82	86.5	86.0	86.0	-3.7	0
Alloy steel, excluding stainless and hi-temp		3312-B63	06/82	90.1	89.5	89.5	-4.5	0
Other steel mill products, except wire products		3312-C	06/82	95.3	97.2	95.3	-1.5	-2.0
Coke oven and blast furnace products		3312-1	06/82	85.4	84.3	84.3	-3.5	0
Coke oven products		3312-1A	06/82	80.2	78.6	78.6	-5.3	0
Coke, except screenings and breeze		3312-111	06/82	79.2	78.1	78.1	-10.0	0
Furnace coke		3312-11111	06/82	75.5	73.9	73.9	-11.5	0
Foundry coke		3312-11112	06/82	88.8	(³)	(³)	(³)	(³)
Screenings and breeze		3312-112	06/82	91.3	89.4	89.4	-5.2	0
Crude tar		3312-151	06/82	58.6	(³)	(³)	(³)	(³)
Blast furnace products		3312-1B	06/82	98.8	99.0	99.0	.5	0
Steel ingots and semifinished shapes and forms		3312-2	06/82	99.2	99.5	100.2	1.3	.7
Semifinished products (excluding wire rods), carbon		3312-213						
Billets, carbon		3312-21311	06/82	99.3	99.9	101.4	3.2	1.5
Wire rods, carbon		3312-219	06/82	95.5	96.3	96.1	.6	-.2
Semifinished products (excluding wire rods), alloy		3312-236	06/82	105.7	105.7	105.7	0	0
Billets, alloy		3312-23611	06/82	90.1	90.1	(³)	(³)	(³)
Semifinished products (excluding wire rods), stainless		3312-256	06/82	96.5	95.0	95.0	-1.8	0
Wire rods, stainless		3312-259	06/82	96.6	97.2	97.2	.6	0
Tin mill products, h.r. sheets and strip (incl. metallic coated and electrical)		3312-3	06/82	109.9	109.9	110.3	1.7	.4
Sheets, h.r., carbon		3312-311	06/82	104.0	103.9	104.6	.6	.7
Sheets and strip, hot dipped galvanized, carbon		3312-313	06/82	112.7	112.9	112.7	3.5	-.2
Sheets and strip, electrolytic galvanized, carbon		3312-315	06/82	109.4	111.4	111.4	2.8	0
Other metallic coated sheets and strip, carbon		3312-317	06/82	111.4	111.3	111.6	.9	.3
Strip, h.r., carbon		3312-319	06/82	105.9	105.9	105.9	1.4	0
Blackplate		3312-324	06/82	123.8	123.8	123.8	1.3	0
Tinplate		3312-326	06/82	119.5	119.6	119.5	2.0	-.1
Tin free steel		3312-328	06/82	123.1	122.6	123.2	3.5	.5
Sheets, h.r., alloy		3312-331	06/82	106.3	106.4	106.4	1.2	0
Sheets and strip, electrical, alloy		3312-335	06/82	101.2	101.2	101.2	.2	0
Hot rolled bars, plates and structural shapes		3312-4	06/82	94.7	96.0	96.3	2.2	.3

See footnotes at end of table.

Table 5. Producer price indexes for the net output of selected industries and their products—Continued

Industry and product ¹	Industry code	Product code	Index base	Index			Unadjusted percent change to Sep. 1987 from —	
				May 1987 ²	Aug. 1987 ²	Sep. 1987 ²	Sep. 1986	Aug. 1987
Blast furnaces and steel mills—Continued								
Plates (other than floor plates), carbon		3312-413	06/82	84.0	88.7	88.7	10.7	0
Heavy structural shapes, carbon		3312-41511	06/82	94.3	91.7	92.5	-.3	.9
Bars, h.r., carbon		3312-422	06/82	95.0	95.4	96.0	-.3	.6
Bars, h.r., carbon, merchant quality		3312-42211	06/82	91.2	91.2	92.5	-2.5	1.4
Bars, h.r., carbon, special quality		3312-42212	06/82	98.5	99.3	99.3	1.7	0
Bars, light structurals, carbon		3312-424	06/82	96.1	96.7	97.6	1.6	.9
Concrete reinforcing bars, carbon		3312-425	06/82	99.8	99.6	100.0	-2.9	.4
Plates, alloy		3312-431	06/82	85.2	89.1	89.1	4.6	0
Heavy structural shapes, alloy		3312-435	06/82	97.5	97.5	97.5	.7	0
Bars, h.r. (including light structurals), alloy		3312-441	06/82	114.3	114.6	114.4	.5	-2
Tool steel, high speed, alloy		3312-448	06/82	91.3	91.4	90.5	-3.2	-1.0
Tool steel, other than high speed, alloy		3312-449	06/82	100.0	100.6	100.6	.6	0
Plates, stainless		3312-453	06/82	93.5	96.4	96.4	1.5	0
Bars, h.r., stainless		3312-461	06/82	110.4	114.4	117.0	4.1	2.3
Steel wire		3312-5	06/82	97.1	97.1	97.1	-4.4	0
Carbon wire		3312-5A	06/82	96.0	96.0	96.0	-5.2	0
Plain wire, carbon		3312-511	06/82	95.0	95.0	95.0	-6.2	0
Galvanized wire, carbon		3312-515	06/82	101.4	101.3	101.4	0	.1
Stainless wire		3312-551	06/82	105.8	106.3	106.3	1.0	0
Steel pipe and tubes		3312-6	06/82	84.8	85.0	87.5	4.0	2.9
Pipe and oil country tubular goods, carbon		3312-6A	06/82	86.1	86.3	89.3	5.2	3.5
Standard pipe, carbon		3312-611	06/82	88.6	(³)	(³)	(³)	(³)
Oil country tubular goods, carbon		3312-619	06/82	80.8	81.0	86.8	7.7	7.2
Casing (OCTG), carbon		3312-61911	06/82	80.1	80.4	86.2	7.8	7.2
Mechanical tubing, carbon		3312-6C	06/82	90.6	90.4	90.4	-2.5	0
Pipe and tubing, alloy		3312-6E	06/82	76.3	76.0	78.2	3.6	2.9
Oil country tubular goods, alloy		3312-633	06/82	66.7	66.7	70.9	6.3	6.3
Casing (OCTG), alloy		3312-63311	06/82	66.5	(³)	(³)	(³)	(³)
Cold rolled sheets and strip (excl. metallic coated and electrical)		3312-7	06/82	109.0	108.6	108.8	2.8	.2
Sheets, c.r., carbon		3312-711	06/82	108.7	108.4	108.5	3.1	.1
Cold finished bars		3312-8	06/82	101.3	100.7	102.5	.5	1.8
Bars, c.f., stainless		3312-851	06/82	101.3	100.0	102.9	-1	2.9
Bars, c.f., stainless, 300 series		3312-85111	06/82	99.9	101.4	105.8	5.4	4.3
Secondary products and miscellaneous receipts		3312-SM						
Miscellaneous receipts		3312-M	06/82	91.0	91.0	91.0	-.8	0
Contract work and other miscellaneous receipts		3312-XY9	06/82	102.7	102.7	102.7	-.9	0
Secondary products		3312-S	06/82	104.8	103.9	103.9	-1.0	0
Other secondary products		3312-SSS	06/82	117.0	116.6	116.5	1.0	-.1
Steel wire products		3315-S	06/82	95.0	95.3	95.5	-3.0	.2
Electrometallurgical products	3313		06/83	100.5	101.2	102.5	2.6	1.3
Primary products		3313-P	06/83	98.3	98.5	99.8	1.0	1.3
Other ferroalloys and products made in electric and other furnaces, except blast furnaces		3313-4	06/83	100.7	101.4	105.4	3.6	3.9
Other ferroalloys including silvery iron and spiegeleisen made in electric furnaces		3313-489	06/83	106.2	106.1	113.9	6.8	7.4
Other products made in electric and other furnaces, except blast furnaces		3313-498	06/83	95.0	96.5	96.5	.1	0
Steel wire and related products - mfpm	3315		06/82	100.4	99.8	99.9	-.5	.1
Primary products		3315-P	06/82	99.0	98.4	98.5	-1.0	.1
Noninsulated ferrous wire rope, cable and strand		3315-1	06/82	107.0	104.5	104.6	-2	.1
Wire rope and cable		3315-111	06/82	110.7	107.7	107.8	2.7	.1
Steel nails and spikes		3315-2	06/82	100.7	100.7	100.7	1.0	0
Steel wire nails		3315-2A	06/82	101.6	101.6	101.6	.9	0
Bright nails		3315-211	06/82	99.7	99.7	99.7	.9	0
Galvanized nails		3315-213	06/82	102.1	102.1	102.1	3.0	0
Wire staples and tacks, cut nails and spikes		3315-2B	06/82	100.1	100.1	100.1	1.2	0
Steel wire staples		3315-223	06/82	99.4	99.4	99.4	1.2	0
Steel wire		3315-5	06/82	94.2	93.6	93.9	-.7	.3
Carbon wire		3315-5A	06/82	93.7	93.1	93.5	-.6	.4
Plain wire, carbon		3315-511	06/82	93.3	93.3	93.3	-.7	0
Other coated wire, carbon		3315-519	06/82	97.7	95.9	97.1	-.8	1.3
Stainless wire		3315-551	06/82	96.9	96.1	96.2	-.6	.1
Other fabricated ferrous wire products		3315-9	06/82	95.0	95.0	95.0	-3.2	0
Welded steel wire fabric		3315-96	06/82	97.2	97.2	97.2	1.1	0
Welded steel wire fabric (concrete reinforcing mesh)		3315-961	06/82	97.8	97.8	97.8	1.2	0
Other wire products		3315-998	06/82	103.5	103.5	103.5	0	0
Secondary products and miscellaneous receipts		3315-SM						
Secondary products		3315-S	06/82	116.8	116.8	116.8	3.1	0
Cold finishing of steel shapes - mfpm	3316		06/82	102.5	103.8	104.3	1.7	.5
Primary products		3316-P	06/82	102.2	103.5	104.0	1.7	.5
Cold rolled sheets and strip		3316-7	06/82	106.2	108.0	109.0	2.3	.9
Strip, c.r., carbon		3316-715	06/82	111.6	114.1	114.4	3.1	.3
Cold finished bars		3316-8	06/82	95.1	95.4	95.4	.4	0
Bars, c.f., carbon		3316-811	06/82	96.9	97.3	97.2	.5	-.1
Bars, c.f., alloy		3316-831	06/82	86.4	86.6	86.6	.5	0
Secondary products and miscellaneous receipts		3316-SM						

See footnotes at end of table.

Table 5. Producer price indexes for the net output of selected industries and their products—Continued

Industry and product ¹	Industry code	Product code	Index base	Index			Unadjusted percent change to Sep. 1987 from —	
				May 1987 ²	Aug. 1987 ²	Sep. 1987 ²	Sep. 1986	Aug. 1987
Steel pipe and tubes - m/frm	3317		06/82	91.4	91.9	94.3	3.4	2.6
Primary products		3317-P	06/82	90.6	91.2	92.9	2.5	1.9
Steel pipe and tubes		3317-6	06/82	90.6	91.2	92.9	2.5	1.9
Pipe and oil country tubular goods, carbon		3317-6A	06/82	84.9	86.2	91.1	17.1	5.7
Standard pipe, carbon		3317-611	06/82	90.9	91.6	94.6	6.2	3.3
Line pipe, carbon		3317-612	06/82	91.1	88.6	89.4	-.3	.9
Pressure tubing, carbon		3317-6B	06/82	89.0	93.9	93.9	6.1	0
Pressure tubing, seamless, carbon		3317-621	06/82	77.9	84.1	84.1	8.0	0
Pressure tubing, welded, carbon		3317-622	06/82	99.4	103.2	103.2	4.8	0
Mechanical tubing, carbon		3317-6C	06/82	94.3	93.3	94.7	-.1	1.5
Mechanical tubing, welded, carbon		3317-624	06/82	98.8	100.3	101.4	1.8	1.1
Structural pipe and tubing, carbon		3317-627	06/82	95.4	98.1	(³)	(³)	(³)
Pipe and tubing, alloy		3317-6E	06/82	83.3	83.3	83.3	-3.3	0
Other pipe and tubing (including standard pipe), stainless		3317-669	06/82	96.1	97.6	96.5	.3	-1.1
Secondary products and miscellaneous receipts		3317-SM						
Secondary products		3317-S	06/82	102.5	101.9	109.0	13.1	7.0
Iron and steel foundries	332		12/84	100.6	101.3	101.6	1.1	.3
Gray iron foundries	3321		12/80	115.1	116.1	116.1	.3	0
Primary products		3321-P	12/80	114.6	115.7	115.7	.3	0
Cast iron pressure and soil pipe and fittings		3321-1	12/80	120.0	119.7	121.5	1.5	1.5
Pressure pipe and fittings, ductile iron		3321-111	12/80	107.0	107.0	107.0	0	0
Pressure pipe, ductile iron		3321-11101	06/86	100.0	100.0	100.0	0	0
Pressure pipe fittings, ductile iron		3321-11102	06/86	100.0	100.0	(³)	(³)	(³)
Pressure pipe and fittings, gray iron		3321-121	12/80	114.9	114.9	114.9	.1	0
Pressure pipe fittings, gray iron		3321-12102	06/86	100.1	100.1	100.1	.1	0
Soil pipe and fittings, gray iron		3321-131	12/80	156.8	155.5	163.5	5.0	5.1
Soil pipe, gray iron		3321-13101	06/86	99.8	98.4	107.2	9.5	8.9
Other ductile iron castings		3321-2	06/86	97.3	99.0	97.4	-2.1	-1.6
Automotive uses		3321-222	06/86	99.5	99.5	99.8	-.2	.3
Passenger cars		3321-22201	12/80	118.7	118.7	118.7	-.4	0
All other automotive uses		3321-22202	12/80	98.8	98.8	100.1	.7	1.3
Machinery uses		3321-233	06/86	95.6	95.1	95.1	-2.9	0
All other uses		3321-239	06/86	96.2	98.9	96.2	-2.6	-2.7
Other gray iron castings		3321-4	06/86	99.2	100.2	100.3	.5	.1
Molds and stools for heavy steel ingots		3321-429	12/80	105.2	102.8	102.8	-4.2	0
Automotive uses		3321-439	06/86	98.4	100.5	100.5	1.0	0
Passenger cars		3321-43901	12/80	112.1	115.5	115.5	1.6	0
All other automotive uses		3321-43902	12/80	117.0	116.8	116.8	-.6	0
Construction and utility uses		3321-449	06/86	100.2	99.9	100.7	.7	.8
All other uses		3321-498	06/86	100.7	100.8	100.8	.8	0
Secondary products and miscellaneous receipts		3321-SM						
Secondary products		3321-S	12/80	111.3	111.3	111.3	-.8	0
Malleable iron foundries	3322		06/81	105.7	105.7	105.7	3.0	0
Primary products		3322-P	06/81	105.8	105.8	105.8	3.5	0
Standard malleable iron castings		3322-131	06/81	108.3	108.3	108.3	1.2	0
Secondary products and miscellaneous receipts		3322-SM						
Secondary products		3322-S	06/81	103.8	103.8	103.8	-.8	0
Steel investment foundries	3324		06/81	135.7	138.1	141.1	13.1	2.2
Primary products		3324-P	06/81	134.5	136.9	139.9	13.9	2.2
Carbon and low alloy steel investment castings		3324-163	06/81	141.1	141.1	141.1	6.2	0
High alloy steel investment castings, including stainless steel		3324-165	06/81	133.0	135.9	139.6	15.9	2.7
Secondary products and miscellaneous receipts		3324-SM						
Secondary products		3324-S	06/81	155.0	157.8	160.2	4.4	1.5
Steel foundries, n.e.c.	3325		06/81	104.5	104.9	104.9	.6	0
Primary products		3325-P	06/81	106.4	106.9	106.9	.8	0
Carbon steel castings, except investment		3325-2	06/81	106.0	106.3	106.3	.4	0
Railroad wheels and specialties		3325-214	06/81	96.1	96.1	96.1	0	0
All other carbon steel castings, including rolls for rolling mills		3325-219	06/81	111.5	112.0	111.9	.5	-.1
High alloy steel castings		3325-4	06/81	103.3	103.3	103.3	.5	0
High alloy steel castings, including high manganese and stainless steel		3325-431	06/81	104.1	104.1	104.1	.6	0
Low alloy steel castings		3325-5	06/81	109.6	110.6	110.8	1.8	.2
Railway specialties and rolls for rolling mills		3325-551	06/81	105.4	110.3	110.8	7.3	.5
All other low alloy steel castings		3325-559	06/81	109.9	109.3	109.3	-.3	0
Secondary products and miscellaneous receipts		3325-SM						
Secondary products		3325-S	06/81	90.3	90.1	90.1	-1.1	0
Primary smelting and refining of nonferrous metals	333		12/80	95.7	103.7	104.8	20.5	1.1
Primary copper	3331		06/80	84.9	96.5	95.5	29.8	-1.0
Primary products		3331-P	06/80	83.1	95.5	94.0	26.5	-1.6
Refined copper		3331-2	06/80	83.1	95.5	94.0	26.5	-1.6
Copper cathode		3331-21311	06/80	83.4	95.9	92.6	25.6	-3.4
Secondary products and miscellaneous receipts		3331-SM						
Secondary products		3331-S	06/80	78.6	87.7	87.8	35.3	.1
Other secondary products		3331-SSS	06/80	68.6	76.5	76.5	35.2	0

See footnotes at end of table.

Table 5. Producer price indexes for the net output of selected industries and their products—Continued

Industry and product ¹	Industry code	Product code	Index base	Index			Unadjusted percent change to Sep. 1987 from —	
				May 1987 ²	Aug. 1987 ²	Sep. 1987 ²	Sep. 1986	Aug. 1987
Primary aluminum	3334		06/80	110.4	116.2	120.5	11.7	3.7
Primary products		3334-P	06/80	110.2	115.3	120.7	12.3	4.7
Primary aluminum, except extrusion billet		3334-7	06/80	109.8	114.2	119.5	11.6	4.6
Aluminum ingot, unalloyed		3334-71111	06/80	115.2	118.0	120.3	9.4	1.9
Aluminum ingot, alloyed		3334-71112	06/80	118.8	131.1	144.8	25.3	10.5
Aluminum extrusion billet		3334-8	06/80	112.5	122.1	127.8	16.0	4.7
Primary nonferrous metals, n.e.c.	3339		06/80	101.5	105.8	105.4	1.6	-.4
Primary products		3339-P	06/80	110.9	115.1	115.1	1.9	0
Secondary products		3339-S	06/80	55.7	60.8	58.5	(³)	-3.8
Secondary nonferrous metals	3341		06/80	81.7	89.6	91.3	24.6	1.9
Primary products		3341-P	06/80	80.1	88.2	90.1	26.9	2.2
Copper		3341-2	06/80	68.7	67.9	70.9	2.9	4.4
Copper, alloyed		3341-231	06/80	69.7	68.8	71.9	1.0	4.5
Brass ingot, alloyed		3341-23111	06/80	68.7	66.1	69.3	-1.0	4.8
Other copper, alloyed		3341-23113	06/80	101.9	113.0	111.8	19.3	-1.1
Lead		3341-3	06/80	86.8	103.0	103.0	62.7	0
Antimonial lead		3341-321	06/80	86.8	113.0	111.9	78.2	-1.0
Zinc		3341-4	06/80	112.6	119.3	115.5	-2.8	-3.2
Zinc base alloys		3341-411	06/80	102.3	110.4	106.2	-5.1	-3.8
Precious metals		3341-5	06/80	68.7	66.7	66.2	15.1	-.7
Silver, unalloyed		3341-531	06/80	52.2	46.8	46.0	24.0	-1.7
Aluminum, except extrusion billet		3341-7	06/80	90.1	105.9	111.1	35.2	4.9
Aluminum ingot		3341-71111	06/80	89.8	105.6	110.1	35.1	4.3
Aluminum, other types except extrusion billet		3341-71112	06/80	93.1	109.1	116.7	35.1	7.0
Secondary products, and miscellaneous receipts		3341-SM						
Miscellaneous receipts		3341-M	06/80	95.8	102.5	102.7	11.5	.2
Contract toll work		3341-Y85	06/80	95.5	(³)	(³)	(³)	(³)
Secondary products		3341-S	06/80	86.5	89.3	91.1	6.5	2.0
Rolling, drawing and extruding of nonferrous metals	335		12/84	100.9	106.4	107.9	9.9	1.4
Rolling, drawing and extruding of copper	3351		12/80	98.9	111.1	110.7	19.9	-.4
Primary products		3351-P	12/80	101.7	114.0	114.7	20.2	.6
Copper and copper-base alloy wire		3351-1	12/80	109.1	119.6	120.3	12.9	.6
Copper and copper-base alloy rod, bar and shapes		3351-3	12/80	102.1	110.1	110.3	16.1	.2
Unalloyed copper bars, shapes and non-electrical rod		3351-311	12/80	93.3	100.0	102.5	(³)	2.5
Rod		3351-31115	12/80	89.5	95.5	98.1	15.7	2.7
Bars and shapes		3351-31118	12/86	107.2	116.5	118.4	(³)	1.6
Copper-base alloy rod, bar and shapes		3351-332	12/80	111.7	120.7	119.2	15.4	-1.2
Rod		3351-33218	12/80	107.0	115.7	114.3	15.3	-1.2
Copper and copper-base alloy sheet, strip and plate		3351-4	12/80	112.6	119.7	120.7	15.2	.8
Unalloyed copper flat products		3351-413	12/80	108.7	117.8	119.7	16.8	1.6
Strip		3351-41322	12/80	109.7	117.8	120.0	15.8	1.9
Copper-base alloy flat products		3351-435	12/80	114.0	120.3	121.0	14.6	.6
Strip		3351-43526	12/80	112.3	118.4	119.2	14.9	.7
Copper and copper-base alloy pipe and tube		3351-5	12/80	89.5	110.6	111.8	32.3	1.1
Unalloyed pipe and tube, non-plumbing		3351-518	12/80	82.4	87.8	89.8	(³)	2.3
Copper-base alloy pipe and tube, non-plumbing		3351-538	12/80	106.0	114.0	118.8	(³)	4.2
Secondary products and miscellaneous receipts		3351-SM						
Secondary products		3351-S	12/80	86.5	98.8	92.2	17.8	-6.7
Aluminum sheet, plate, foil and welded tube products	3353		06/81	101.8	107.5	110.1	7.3	2.4
Primary products		3353-P	06/81	102.1	108.2	111.1	8.5	2.7
Aluminum plate		3353-1	06/81	(³)	103.1	108.3	(³)	5.0
Heat-treatable		3353-113	06/81	106.4	(³)	(³)	(³)	(³)
Aluminum sheet		3353-2	06/81	101.9	108.2	111.2	8.4	2.8
Flat, heat-treatable		3353-223	06/81	99.3	(³)	(³)	(³)	(³)
Flat, nonheat-treatable, bare		3353-224	06/81	94.7	(³)	(³)	(³)	(³)
Coiled, nonheat-treatable, bare		3353-231	06/81	99.7	105.7	109.0	7.4	3.1
Coiled, nonheat-treatable, bare, siding		3353-23111	06/81	98.2	(³)	(³)	(³)	(³)
Coiled, nonheat-treatable, bare, reroll		3353-23113	06/81	79.5	(³)	(³)	(³)	(³)
Coiled, nonheat-treatable, bars, all others		3353-23115	06/81	95.0	105.5	111.2	12.3	5.4
Coiled, nonheat-treatable, precoated		3353-233	06/81	102.8	(³)	(³)	(³)	(³)
Aluminum foil		3353-3						
Plain aluminum foil (under .006 in.)		3353-351	06/81	(³)	111.7	111.9	(³)	.2
Secondary products		3353-S	06/81	99.0	(³)	(³)	(³)	(³)
Aluminum extruded products	3354		12/81	106.3	112.4	113.8	9.2	1.2
Primary products		3354-P	12/81	106.9	112.3	113.9	9.1	1.4
Extruded aluminum rod, bar, and other extruded shapes except tube		3354-1	12/81	107.1	113.0	114.9	10.6	1.7
Extruded rod and bar with alloys other than 2000 and 7000 series		3354-115	12/81	97.1	106.4	108.1	16.4	1.6
Rod		3354-11511	12/81	105.7	116.5	119.7	14.4	2.7
Bar		3354-11512	12/81	88.5	96.7	97.0	19.5	.3
Extruded rod and bar with alloys within 2000 and 7000 series		3354-118	12/81	113.4	(³)	(³)	(³)	(³)
Other extruded shapes except tube, with alloys other than 2000 and 7000 series		3354-125	12/81	108.5	112.8	114.9	7.1	1.9
Other extruded shapes, circle size 1 to, not including 2		3354-12501	12/81	115.8	118.9	119.2	4.8	.3
Other extruded shapes, circle size 2 to, not including 3		3354-12502	12/81	111.1	113.4	116.9	5.2	3.1

See footnotes at end of table.

Table 5. Producer price indexes for the net output of selected industries and their products—Continued

Industry and product ¹	Industry code	Product code	Index base	Index			Unadjusted percent change to Sep. 1987 from —		
				May 1987 ²	Aug. 1987 ²	Sep. 1987 ²	Sep. 1986	Aug. 1987	
Aluminum extruded products—Continued									
Other extruded shapes, circle size 3 to, not including 4		3354-12503	12/81	107.5	111.0	117.7	10.2	6.0	
Other extruded shapes, circle size 4 to, not including 5		3354-12504	12/81	108.3	114.2	110.8	2.1	-3.0	
Other extruded shapes, circle size 5 to, not including 6		3354-12505	12/81	106.9	108.3	107.7	.7	-.6	
Other extruded shapes, circle size 6 to, not including 10		3354-12506	12/81	110.0	116.1	119.5	11.2	2.9	
Other extruded shapes, circle size 10 and over		3354-12512	06/87	(³)	104.8	106.8	(³)	1.9	
Other extruded shapes except tube, with alloys within 2000 and 7000 series		3354-128	12/81	106.5	(³)	115.0	7.7	(³)	
Other extruded shapes, circle sizes 1 to, not including 5		3354-12801	12/81	107.9	(³)	115.1	6.0	(³)	
Aluminum extruded pipe		3354-139	06/87	(³)	103.2	107.2	(³)	3.9	
Extruded pipe with alloys other than 2000 and 7000 series		3354-13911	12/81	106.3	108.1	109.9	8.4	1.7	
Aluminum extruded and drawn tube		3354-2	12/81	106.2	109.3	109.4	2.1	.1	
Extruded tube, 6000 series		3354-251	12/81	101.1	105.1	105.0	2.4	-.1	
Drawn tube, 6000 series		3354-253	12/81	115.3	115.3	116.1	.7	.7	
Secondary products and miscellaneous receipts		3354-SM							
Secondary products		3354-S	12/81	103.4	113.1	113.3	9.8	.2	
Aluminum rolling and drawing, n.e.c.									
Primary products	3355	3355-P	06/81	102.9	112.5	114.1	10.0	1.4	
Aluminum and aluminum-base alloy wire and cable		3355-1	06/81	(³)	105.1	113.8	114.8	9.4	.9
							(³)	0	
Rolling, drawing and extruding nonferrous metals, except copper and aluminum									
Primary Products	3356	3356-P	06/82	121.0	119.8	118.4	6.9	-1.2	
Titanium mill shapes		3356-2	06/82	121.9	119.6	119.1	7.4	-.4	
Other titanium mill shapes, except wire		3356-279	06/82	72.0	70.6	71.0	-3.5	.6	
Precious metal mill shapes		3356-3	06/82	75.0	72.7	72.7	-3.1	0	
Gold mill shapes		3356-382	06/82	159.0	153.4	151.9	15.3	-1.0	
Other gold mill shapes, except wire		3356-38213	06/82	155.4	155.2	154.6	10.5	-.4	
Other nonferrous metal mill shapes		3356-9	06/82	162.0	162.1	161.6	7.8	-.3	
Other lead mill shapes, except powder and wire		3356-959	06/82	101.7	101.1	101.7	4.5	.6	
Other nonferrous metal wire		3356-992	06/82	77.4	81.3	77.4	5.3	-4.8	
Other nonferrous metal mill shapes		3356-998	06/82	95.1	94.3	94.7	2.9	.4	
Secondary products and miscellaneous receipts		3356-SM							
Secondary products		3356-S	06/82	99.0	(³)	98.2	1.4	(³)	
Nonferrous wire drawing and insulating									
Primary products	3357	3357-P	12/82	102.3	108.0	110.7	9.3	2.5	
Electronic wire and cable		3357-1	12/82	102.4	108.6	111.5	9.6	2.7	
Coaxial cable, armored and unarmored, copper		3357-115	12/82	107.1	109.3	110.9	5.4	1.5	
Hook-up wire, shielded and nonshielded, copper		3357-123	12/82	114.6	116.7	118.7	5.3	1.7	
Multiconductor electronic wire and cable, shielded and nonshielded, copper		3357-125	12/82	101.7	102.8	102.6	2.5	-.2	
Other electronic wire and cable		3357-198	12/82	106.2	109.0	112.1	7.9	2.8	
Telephone and telegraph wire and cable		3357-2	12/82	106.8	109.1	108.5	3.6	-.5	
Switchboard wire and cable, except telephone cord sets and cordage, copper		3357-244	12/82	103.5	108.3	108.1	3.5	-.2	
Rural and urban distribution wire and cable, copper		3357-248	12/82	114.2	115.1	114.5	2.8	-.5	
Polyethylene covered telephone, telegraph cable, thermoplas. insul., except coax., copper		3357-253	10/86	109.1	109.1	109.1	-2	0	
Other telephone and telegraph wire and cable		3357-298	12/82	97.8	103.9	(³)	(³)	(³)	
Control and signal wire and cable		3357-3	12/82	107.7	107.6	107.6	1.5	0	
Signal wire and cable, copper		3357-311	12/82	105.9	107.6	109.5	3.0	1.8	
Control wire and cable, excluding elevator cable, copper		3357-312	12/82	111.7	111.7	111.7	0	0	
Other control and signal wire and cable		3357-398	12/82	103.4	105.3	108.3	4.0	2.8	
Building wire and cable with Underwriters' Labels, except varnished cambric insulation and service wire		3357-4	12/82	107.9	115.0	114.0	7.3	-.9	
Thermoset insulated building wire and cable, aluminum		3357-436	12/82	98.9	113.0	120.1	20.6	6.3	
Thermoplastic insulated building wire and cable, flame retardent nylon (THHN, THWN), copper		3357-442	12/82	113.7	140.5	142.1	7.7	1.1	
Thermoplastic insulated building wire and cable, moisture and heat resistant (THW), copper		3357-444	12/82	93.7	103.7	112.5	24.0	8.5	
Nonmetallic branch circuit underground feeder, copper		3357-448	12/82	90.4	96.4	106.2	18.1	10.2	
Other building wire and cable		3357-449	12/82	93.9	108.9	115.9	25.6	6.4	
Apparatus wire and cordage		3357-6	12/82	91.9	104.9	107.2	16.3	2.2	
Flexible cordage, thermoset insulated, copper		3357-613	12/82	99.8	103.2	103.9	5.4	.7	
Flexible cordage, thermoplastic insulated, copper		3357-615	12/82	107.1	109.6	111.6	3.9	1.8	
Appliance fixture wire, copper		3357-616	12/82	91.1	94.1	95.1	4.5	1.1	
Appliance wiring material, 14 gauge and larger, including motor and transformer lead, copper		3357-617	12/82	89.8	(³)	91.8	2.0	(³)	
Other apparatus wire and cordage, including machine tool wire, copper		3357-618	12/82	103.8	108.3	108.9	8.4	.6	
Magnet wire		3357-7	12/82	105.7	109.4	108.5	2.1	-.8	
Film coated, (44 to 7 AWG and larger), class 105		3357-702	12/82	103.6	109.9	112.7	11.1	2.5	
32 AWG and larger round (also all square and rectangle), copper		3357-70203	12/82	99.5	102.5	103.9	3.2	1.4	
Film coated (44 to 7 AWG and larger), class 180		3357-705	12/82	100.9	(³)	110.5	13.4	(³)	
44 AWG and larger round (also all square and rectangle), copper		3357-70501	12/82	107.7	113.1	114.3	9.3	1.1	
Film coated (44 to 7 AWG and larger), class 200		3357-706	12/82	107.7	114.3	115.4	11.3	1.0	
21 AWG and larger round (also all square and rectangle), copper		3357-70601	12/82	109.1	116.5	120.9	13.0	3.8	
Other magnet wire		3357-709	12/82	113.2	122.5	125.7	14.3	2.6	
				119.5	128.1	133.2	15.5	4.0	

See footnotes at end of table.

Table 5. Producer price indexes for the net output of selected industries and their products—Continued

Industry and product ¹	Industry code	Product code	Index base	Index			Unadjusted percent change to Sep. 1987 from —	
				May 1987 ²	Aug. 1987 ²	Sep. 1987 ²	Sep. 1986	Aug. 1987
Nonferrous wire drawing and insulating—Continued								
Power wire and cable		3357-8	12/82	102.0	101.9	103.1	0.2	1.2
Plastic and rubber insulated portable and underground dist. cable, under 601 volts, copper		3357-851	12/82	94.1	91.1	92.3	-3.6	1.3
Plastic and rubber insulated portable and underground dist. cable, 601 volts and higher, copper		3357-855	12/82	102.7	98.4	99.7	-2.0	1.3
Thermoplastic and thermoset insulated power wire and cable, 601 volts and higher, aluminum		3357-858	12/82	111.1	114.9	119.2	7.4	3.7
Other power wire and cable		3357-898	12/82	97.1	102.6	105.5	7.7	2.8
Other insulated wire and cable		3357-9	12/82	102.6	106.6	107.4	7.0	.8
Automotive insulated wire and cable, copper		3357-901	12/82	104.4	109.6	109.9	7.4	.3
Airframe, shipboard and ground support cable, except coaxial and ignition cable, copper		3357-903	12/82	98.3	(³)	104.9	4.2	(³)
Other insulated or covered wire and cable, copper		3357-998	12/82	101.6	104.7	104.1	7.4	-6
Secondary products and miscellaneous receipts		3357-SM						
Secondary products		3357-S	12/82	118.3	121.1	123.6	5.2	2.1
Nonferrous foundries (castings)	336		12/84	102.4	103.4	103.6	2.1	.2
Aluminum foundries	3361		06/83	108.3	109.6	109.7	2.0	.1
Primary products		3361-P	06/83	107.6	108.9	109.0	2.0	.1
Aluminum and aluminum-base alloy die castings		3361-1	06/83	107.7	110.2	110.4	3.7	.2
Motor vehicle die castings		3361-111	06/83	105.0	107.8	107.7	3.3	-.1
Die castings for passenger cars		3361-11111	06/83	104.1	107.2	106.8	3.7	-.4
Die castings for other motor vehicles		3361-11112	06/83	113.9	112.8	115.9	.3	2.7
Aluminum and aluminum-base alloy die castings, other		3361-115	06/83	110.8	113.0	113.7	4.1	.6
Die castings for building and construction uses		3361-11511	06/83	106.6	(³)	109.5	5.2	(³)
Die castings for industrial machinery uses		3361-11512	06/83	117.6	118.6	119.3	1.6	.6
Die castings for electrical uses		3361-11513	06/83	109.8	113.6	114.5	7.6	.8
Other die castings, n.e.c.		3361-11514	06/83	103.8	106.2	107.3	3.9	1.0
Aluminum and aluminum-base alloy sand castings		3361-2	06/83	107.1	108.7	108.7	2.5	0
Motor vehicle sand castings		3361-211	06/83	104.2	104.5	104.5	.9	0
Aluminum and aluminum-base alloy sand castings, other		3361-215	06/83	110.7	114.3	114.3	4.8	0
Sand castings for industrial machinery uses		3361-21512	06/83	112.8	(³)	(³)	(³)	(³)
Other sand castings, n.e.c.		3361-21514	06/83	113.9	113.9	113.9	.7	0
Aluminum and aluminum-base alloy permanent and semi-permanent mold castings		3361-3	06/83	107.5	107.7	107.6	-.1	-.1
Motor vehicle permanent and semi-permanent mold castings		3361-311	06/83	105.6	(³)	105.6	-.6	(³)
Aluminum and aluminum-base alloy permanent and semi-permanent mold castings, other		3361-315	06/83	109.7	110.3	110.1	.5	-.2
Other permanent and semi-permanent mold castings, n.e.c.		3361-31514	06/83	106.0	107.7	107.9	3.0	.2
Other aluminum and aluminum-base alloy castings and cast products		3361-4	06/83	108.8	(³)	(³)	(³)	(³)
Secondary products and miscellaneous receipts		3361-SM						
Secondary products		3361-S	06/83	112.4	114.0	114.0	2.2	0
Brass, bronze and copper foundries	3362		06/83	105.5	105.6	105.8	.8	.2
Primary products		3362-P	06/83	103.7	103.7	104.0	1.1	.3
Copper and copper-base alloy sand castings		3362-1	06/83	105.5	105.5	105.9	1.2	.4
Copper and copper-base alloy sand castings		3362-111	06/83	105.5	105.5	105.9	1.2	.4
Other copper and copper-base alloy castings		3362-2	06/83	98.0	98.0	98.0	-.5	0
Other copper and copper-base alloy castings, n.e.c.		3362-214	06/83	96.9	96.9	96.9	-.7	0
Secondary products and miscellaneous receipts		3362-SM						
Secondary products		3362-S	06/83	113.5	113.9	113.9	0	0
Nonferrous foundries, n.e.c.	3369		06/83	115.0	115.6	116.7	3.7	1.0
Primary products		3369-P	06/83	113.5	114.3	114.3	3.2	0
Zinc and zinc-base alloy castings		3369-1	06/83	114.4	114.3	114.3	1.7	0
Zinc and zinc-base alloy die castings		3369-151	06/83	111.7	111.6	111.7	1.7	-.1
Motor vehicle die castings		3369-15111	06/83	109.7	109.5	(³)	(³)	(³)
Other die castings, n.e.c.		3369-15112	06/83	113.2	113.1	113.2	2.4	.1
Other nonferrous castings, excluding aluminum and copper		3369-3	06/83	114.5	118.9	118.9	10.0	0
Other nonferrous castings and cast products, n.e.c.		3369-391	06/83	108.8	110.4	110.4	2.4	0
Secondary products and miscellaneous receipts		3369-SM						
Secondary products		3369-S	06/83	115.4	115.3	121.4	6.8	5.3
Miscellaneous primary metal products	339		06/85	104.5	105.3	105.5	3.2	.2
Metal heat treating	3398		06/85	100.7	100.8	100.8	.5	0
Primary products		3398-P	06/85	101.8	102.0	101.9	1.5	-.1
Metal heat treating services-Middle Atlantic		3398-2	06/85	104.0	104.0	104.0	5.8	0
Harden and temper		3398-221	06/85	110.0	110.0	110.0	10.0	0
Metal heat treating services-South Central		3398-3	06/85	100.9	100.9	100.9	0	0
Harden and temper		3398-331	06/85	100.3	100.3	100.3	0	0
Case hardening		3398-332	06/85	102.1	102.1	102.1	0	0
Other metal heat treating services		3398-333	06/85	100.0	100.0	100.0	0	0
Metal heat treating services-Michigan		3398-4	06/85	100.7	100.7	100.7	.5	0
Harden and temper		3398-441	06/85	100.0	100.0	100.0	0	0
Case hardening		3398-442	06/85	102.1	102.1	102.1	1.5	0
Metal heat treating services-North Central		3398-6	06/85	103.9	103.4	103.4	1.7	0
Harden and temper		3398-661	06/85	108.7	107.5	107.6	4.7	.1

See footnotes at end of table.

Table 5. Producer price indexes for the net output of selected industries and their products--Continued

Industry and product ¹	Industry code	Product code	Index base	Index			Unadjusted percent change to Sep. 1987 from —	
				May 1987 ²	Aug. 1987 ²	Sep. 1987 ²	Sep. 1986	Aug. 1987
Metal heat treating—Continued								
Case hardening		3398-662	06/85	99.2	99.2	99.2	-1.9	0
Other metal heat treating services		3398-663	06/85	101.6	101.6	101.6	1.2	0
Metal heat treating services-Pacific Coast		3398-7	06/85	101.9	103.6	103.6	2.3	0
Harden and temper		3398-771	06/85	108.1	109.6	109.6	2.3	0
Other metal heat treating services		3398-773	06/85	100.0	102.3	102.3	2.3	0
Metal heat treating services-Southwest		3398-8	06/85	101.1	101.1	101.1	-3	0
Case hardening		3398-882	06/85	101.9	(³)	101.9	0	(³)
Other metal heat treating services		3398-883	06/85	102.1	102.1	(³)	(³)	(³)
Secondary products and miscellaneous receipts		3398-SM						
Primary metal products, n.e.c.	3399		06/85	108.2	110.2	110.7	6.4	.5
Primary products		3399-P	06/85	104.9	107.2	107.6	6.4	.4
Metal powders, paste, and flakes		3399-1	06/85	106.3	109.0	109.3	7.5	.3
Aluminum and aluminum base alloy		3399-111	06/85	102.8	104.3	105.3	4.4	1.0
Copper and copper-base alloy		3399-133	06/85	95.8	101.3	102.0	9.4	.7
Iron and steel		3399-155	06/85	104.0	104.2	104.2	3.1	0
Other nonferrous powders		3399-166	06/85	110.8	114.8	114.9	10.5	.1
Other nonferrous paste and flakes, n.e.c.		3399-198	06/85	97.2	97.2	97.2	1.4	0
Other primary metal products		3399-2	06/85	97.6	97.8	98.6	.7	.8
Other primary metal products, n.e.c.		3399-298	06/85	97.8	98.1	98.9	.8	.8
Secondary products and miscellaneous receipts		3399-SM						
Secondary products		3399-S	06/85	137.6	136.9	138.5	6.7	1.2
Fabricated metal products, except machinery and transportation equipment	34		12/84	101.7	102.0	102.3	1.4	.3
Metal cans and shipping containers	341		12/84	100.7	100.2	100.4	-.8	.2
Metal cans	3411		06/81	110.8	110.2	110.3	-1.3	.1
Primary products		3411-P	06/81	111.7	111.0	111.8	-.9	.7
Steel cans		3411-1	06/81	112.0	112.1	112.4	1.0	.3
Steel cans, food		3411-1B	06/81	118.4	118.5	119.0	1.2	.4
Fruit and fruit juice can		3411-117	06/81	129.8	129.6	129.6	1.6	0
Vegetable and vegetable juice can		3411-119	06/81	108.8	109.2	109.2	(³)	0
Can, other foods (including soups)		3411-131	06/81	130.7	130.7	130.7	.8	0
Steel cans, general packaging (including pet food)		3411-1C	06/81	111.2	111.2	111.2	.5	0
Paint and varnish can		3411-137	06/81	119.9	119.9	119.9	0	0
Can, other non-food		3411-141	06/81	117.0	117.0	117.0	.2	0
Aluminum cans		3411-2	06/81	109.8	108.1	109.5	-2.8	1.3
Aluminum cans, beverage		3411-2A	06/81	109.9	108.2	109.6	-2.8	1.3
Soft drink can		3411-211	06/81	112.1	112.5	114.9	0	2.1
Beer can		3411-213	06/81	108.5	103.7	103.6	-7.3	-1
Other aluminum cans		3411-2B	06/81	(³)	(³)	111.7	.8	(³)
Can, other foods (including soup)		3411-217	06/81	(³)	(³)	110.7	(³)	(³)
Metal can components (steel and aluminum)		3411-3	06/81	118.4	117.6	117.8	-3.4	.2
Metal can components (steel and aluminum)		3411-311	06/81	118.4	117.6	117.8	(³)	.2
Secondary products and miscellaneous receipts		3411-SM						
Secondary products		3411-S	06/81	105.8	105.8	97.1	-6.9	-8.2
Metal barrels, drums, and pails	3412		06/83	106.4	107.8	107.6	2.1	-.2
Primary products		3412-P	06/83	107.3	108.8	108.6	2.5	-.2
Steel pails		3412-1	06/83	112.1	115.2	115.2	2.9	0
1 1/4 in. dia.: full removable head		3412-121	08/83	118.5	121.5	121.5	2.5	0
All other diameters		3412-129	09/83	109.1	111.5	111.5	4.0	0
Steel shipping barrels and drums		3412-2	06/83	105.8	106.9	106.6	2.1	-.3
All exc. 14-in. dia.: 18 gage & heavier: 50 gal. & over: tight head		3412-225	06/83	105.3	105.5	105.1	.5	-.4
All exc. 14-in. dia.: 18 gage & heavier: 50 gal. & over: open head		3412-227	06/83	103.3	104.0	103.7	1.3	-.3
All exc. 14-in. dia.: 19 & 20 gage (incl. 20/18): 50 gal. & over: tight head		3412-229	06/83	106.9	109.5	108.9	3.5	-.5
All exc. 14-in. dia.: 19 & 20 gage (incl. 20/18): 50 gal. & over: open head		3412-231	06/83	101.5	101.8	101.8	.5	.0
All except 14-in. dia.: 20 gage & heavier: 30-49 gal.		3412-233	08/83	107.2	108.4	108.4	3.2	0
All except 14-in. dia.: 20 gage & heavier: under 30 gal.		3412-235	06/83	105.5	105.5	105.5	2.0	0
All except 14-in. dia.: lighter than 20 gage		3412-237	08/83	112.2	(³)	(³)	(³)	(³)
Secondary products and miscellaneous receipts		3412-SM						
Secondary products		3412-S	06/83	96.1	96.4	96.5	-2.1	.1
Cutlery, hand tools, and general hardware	342		12/84	102.3	102.2	102.5	1.1	.3
Cutlery	3421		12/83	109.0	109.3	109.3	4.3	0
Primary products		3421-P	12/83	109.2	109.5	109.5	4.4	0
Cutlery, scissors, shears, trimmers, and snips		3421-1	12/83	106.0	106.7	106.7	3.4	0
Table cutlery (with non-metal handles only)		3421-111	12/83	103.5	103.5	103.5	4.9	0
Kitchen cutlery, incl. knives, forks, and cleavers		3421-121	12/83	109.9	110.9	111.2	2.5	.3
Pocket knives & other folding blade knives		3421-141	12/83	113.3	113.8	113.7	2.6	-.1
Scissors & shears, incl. hshld types, excl. barber, pinking & tail. shears, etc.		3421-153	12/83	112.6	115.1	115.1	4.0	0
Metal-cutting shears, incl. aviation & tinnery: snips, bx, & wire fil. cutters		3421-157	12/83	105.9	105.9	105.9	3.7	0

See footnotes at end of table.

Table 5. Producer price indexes for the net output of selected industries and their products—Continued

Industry and product ¹	Industry code	Product code	Index base	Index			Unadjusted percent change to Sep. 1987 from —	
				May 1987 ²	Aug. 1987 ²	Sep. 1987 ²	Sep. 1986	Aug. 1987
Cutlery—Continued								
All other scissors & shears, incl. hedge & grass shears & pruners		3421-159	12/83	110.2	110.2	110.2	3.9	0
Secondary products and miscellaneous receipts		3421-SM						
Secondary products		3421-S	12/83	106.5	106.5	106.9	2.5	.4
Hand and edge tools, n.e.c. 3423								
Primary products		3423-P	06/83	112.9	113.3	113.5	4.1	.2
Mechanics' hand service tools		3423-1	06/83	112.7	112.7	112.8	3.2	.1
Pliers		3423-111	06/83	112.7	112.8	112.8	2.9	0
Slip joint pliers		3423-11112	06/83	108.9	108.9	108.9	2.1	0
Solid joint pliers		3423-11113	06/83	116.2	116.2	116.2	2.0	0
Wrenches		3423-113	06/83	106.4	106.4	106.4	2.0	0
Sockets for hand-operated wrenches		3423-11321	06/83	116.6	116.7	116.7	3.9	0
Combination open-end and box wrenches		3423-11324	06/83	117.3	117.3	117.3	4.2	0
Torque wrenches		3423-11325	06/83	116.5	117.1	117.1	3.7	0
Adjustable wrenches, including pipe wrenches		3423-11326	06/83	125.4	(³)	(³)	(³)	(³)
All other wrenches		3423-11327	06/83	113.1	113.1	113.1	4.0	0
Screwdrivers		3423-114	06/83	113.6	114.0	114.0	3.7	0
Automotive jacks, mechanical, excluding hydraulic and pneumatic		3423-114	06/83	114.3	114.3	114.3	3.6	0
Tools for automotive use, excluding jacks		3423-115	06/83	104.0	104.0	104.0	1.2	0
All other mechanics' hand service tools		3423-116	06/83	111.7	(³)	111.7	2.5	(³)
Edge tools, hand operated		3423-117	06/83	109.4	109.4	109.4	1.8	0
Axes, adzes, and hatchets		3423-2	06/83	106.2	106.9	107.3	3.4	.4
Machine knives, except metal cutting		3423-231	06/83	107.8	107.8	107.8	3.0	0
Professional and craftsmen's edge hand tools		3423-255	06/83	89.8	89.8	91.0	10.8	1.3
All other edge tools		3423-285	06/83	110.6	111.8	111.9	2.7	.1
Files, rasps, and file accessories and other hand tools		3423-298	06/83	109.8	110.9	111.6	3.5	.6
Shovels, spades, scoops, telegraph spoons, and scrapers		3423-3	06/83	114.7	115.9	116.0	3.8	.1
Light forged hammers, under 4 pounds, excluding ball peen hammers		3423-311	06/83	121.0	124.7	124.7	5.6	0
Steel goods, including forks, hoes, rakes, weeders, etc.		3423-321	06/83	114.5	114.5	114.5	4.3	0
Other hand tools, except edge tools		3423-341	06/83	119.8	124.4	124.4	5.5	0
Secondary products - miscellaneous receipts		3423-398	06/83	112.0	112.1	112.2	2.7	.1
Miscellaneous receipts		3423-SM						
Secondary products		3423-M	06/83	117.7	117.7	117.7	10.6	0
		3423-S	06/83	112.8	112.9	114.6	4.7	1.5
Hand saws and saw blades 3425								
Primary products		3425-P	06/83	108.9	108.9	109.9	4.2	.9
Handsaws and handsaw blades		3425-1	06/83	109.2	109.2	110.3	5.0	1.0
Hacksaws and hacksaw blades		3425-143	06/83	112.3	112.3	115.7	4.4	3.0
Woodworking power saw blades		3425-2	06/83	113.3	113.3	113.3	2.8	0
Circular saw blades		3425-212	06/83	102.3	102.3	102.3	1.7	0
Solid tooth		3425-21211	06/83	100.6	100.6	100.6	2.8	0
Inserted tooth		3425-21213	06/83	103.8	103.8	103.8	2.3	0
Bandsaw blades		3425-216	06/83	92.0	92.0	(³)	(³)	(³)
All other woodworking power saw blades		3425-219	06/83	100.7	100.7	(³)	(³)	(³)
Metalworking power saw blades		3425-3	06/83	105.8	105.8	105.8	.2	0
Bandsaw blades		3425-336	06/83	115.0	115.0	115.0	8.8	0
Other metalworking power saw blades		3425-339	06/83	117.2	117.2	117.2	10.2	0
Secondary products - miscellaneous receipts		3425-SM						
Secondary products		3425-S	06/83	107.3	107.3	107.3	.8	0
Hardware, n.e.c. 3429								
Primary products		3429-P	06/85	97.0	96.8	97.0	-1.3	.2
Furniture hardware, excluding cabinet hardware		3429-2	06/85	96.4	96.1	96.3	-1.6	.2
Drawer pulls and handles		3429-214	06/85	100.1	100.7	100.7	-1.0	0
Furniture casters		3429-253	06/85	96.8	98.4	98.4	-3.0	0
Other furniture hardware		3429-298	06/85	100.3	100.3	100.3	.2	.0
Vacuum and insulated bottles, jugs, and chests		3429-3	06/85	102.2	102.6	102.6	1.3	0
Builders' hardware		3429-4	06/85	104.3	(³)	(³)	(³)	(³)
Doorlocks, locksets, and locktrim, except architectural trim sold separately		3429-421	06/85	102.6	102.7	103.2	1.2	.5
Cylindrical, except deadlocks and latches		3429-42111	06/85	103.7	103.7	103.9	2.4	.2
Tubular, except deadlocks and latches		3429-42112	06/85	108.0	108.0	108.0	2.2	0
Tubular and mortise deadlocks and latches		3429-42114	06/85	100.9	(³)	101.2	1.7	(³)
All other types		3429-42116	06/85	102.2	101.9	102.9	4.8	1.0
Key blanks		3429-424	06/85	98.3	98.5	99.0	3.4	.5
Screen and storm door hardware, including hydraulic and pneumatic closers		3429-433	06/85	100.2	100.3	100.3	.3	0
Window hardware, including window locks		3429-436	06/85	101.1	101.1	101.1	-1.1	0
Door controls, closers, and checking devices		3429-442	06/85	104.5	104.5	106.0	2.7	1.4
Surface applied		3429-44211	06/85	105.9	105.9	105.9	3.1	0
Hinges, excluding cabinet hinges, including spring hinges		3429-452	06/85	108.2	108.2	108.2	4.5	0
Butt hinges: 3 1/2 inch x 3 1/2 inch, and under		3429-45211	06/85	96.2	94.7	98.3	-1.4	3.8
Other hinges		3429-45213	06/85	93.3	97.1	97.1	-7.3	0
Cabinet hardware		3429-461	06/85	103.2	104.3	104.3	-1.9	0
Cabinet hinges		3429-46111	06/85	109.1	109.4	109.3	3.2	-1
Cabinet knobs, pulls, catches		3429-46113	06/85	102.1	102.7	102.7	1.2	0
Other cabinet hardware, including drawer slides		3429-46114	06/85	(³)	102.1	102.1	.9	0
Rim locks and other locking devices, n.e.c.		3429-491	06/85	106.1	106.7	106.5	1.2	-2
Other builders' hardware		3429-498	06/85	120.8	(³)	(³)	(³)	(³)

See footnotes at end of table.

Table 5. Producer price indexes for the net output of selected industries and their products—Continued

Industry and product ¹	Industry code	Product code	Index base	Index			Unadjusted percent change to Sep. 1987 from —	
				May 1987 ²	Aug. 1987 ²	Sep. 1987 ²	Sep. 1986	Aug. 1987
Hardware, n.e.c.—Continued								
Motor vehicle hardware		3429-6	06/85	90.6	90.8	90.8	-3.6	0
Hinges		3429-655	06/85	(³)	(³)	(³)	(³)	(³)
Other motor vehicle hardware		3429-698	06/85	85.0	86.0	86.0	-3.8	0
Other transportation equipment hardware, except motor vehicle hardware		3429-7	06/85	103.9	103.9	105.2	1.7	1.3
Marine hardware		3429-711	06/85	103.7	103.7	105.2	1.8	1.4
Aircraft hardware		3429-731	06/85	101.8	101.8	103.3	2.3	1.5
Other hardware, n.e.c.		3429-8	06/85	98.8	95.4	95.5	-3.0	.1
Casters and wheels, for dollies and industrial handtrucks		3429-822	06/85	100.1	100.1	100.1	0	0
Trunk and luggage hardware, including locks		3429-832	06/85	102.5	103.3	103.3	1.6	0
Other hardware		3429-898	06/85	102.5	102.6	102.7	1.8	.1
Secondary products and miscellaneous receipts		3429-SM						
Secondary products		3429-S	06/85	104.1	103.5	104.8	2.2	1.3
Heating equipment, except electric and warm air; and plumbing fixtures								
.....	343		12/84	108.4	108.4	108.8	4.0	.4
Metal sanitary ware								
.....	3431		12/80	123.1	124.1	123.8	1.0	-.2
Primary products		3431-P	12/80	124.0	125.3	124.9	1.5	-.3
Drinking fountains		3431-2	12/86	96.7	99.0	99.0	(³)	0
Metal drinking fountains, other than steel		3431-231	12/86	96.5	98.9	98.9	(³)	0
Sinks and sink/laundry tray combinations		3431-4	12/80	133.2	135.5	134.4	3.7	-.8
Kitchen sinks (cast iron, steel, and stainless steel)		3431-426	12/80	125.6	128.0	127.0	3.9	-.8
Bathtubs		3431-7	12/80	121.3	122.1	121.9	-5	-.2
Secondary products and miscellaneous receipts		3431-SM						
Plumbing fixture fittings and brass goods								
.....	3432		06/83	115.1	114.6	115.7	5.6	1.0
Primary products		3432-P	06/83	117.4	116.8	118.0	6.2	1.0
Plumbing fixture fittings and brass goods		3432-1	06/83	117.4	116.8	118.0	6.2	1.0
Bath and shower fittings		3432-101	06/83	112.0	113.0	113.0	4.4	0
Bath and shower combination, other than single control		3432-10113	06/83	113.5	113.5	113.5	1.5	0
Other bath and shower fittings		3432-10117	06/83	116.4	120.2	120.2	6.6	0
Lavatory fittings		3432-102	06/83	108.6	108.3	108.3	2.9	0
Single control, 4 inch centerset		3432-10221	06/83	105.2	104.7	104.7	3.8	0
Residential, 4 inch centerset, other than single control		3432-10224	06/83	115.9	114.8	114.8	3.4	0
Sink fittings		3432-103	06/83	116.1	111.7	116.8	7.5	4.6
Single control deck-type faucet with spray		3432-10334	06/83	117.6	117.5	117.5	3.3	0
Single control deck-type faucet without spray		3432-10335	06/83	110.4	112.2	112.2	4.4	0
Residential deck-type faucets, other than single control		3432-10336	06/83	114.4	114.5	115.0	3.6	.4
Other sink fittings		3432-10339	06/83	126.4	(³)	126.6	22.6	(³)
Miscellaneous brass goods		3432-104	06/83	125.1	125.4	125.9	7.9	.4
Drains and overflows		3432-10443	06/83	117.8	117.8	119.6	7.9	1.5
Single, or single basin faucets		3432-10444	06/83	120.1	120.4	123.8	3.1	2.8
Traps		3432-10445	06/83	104.3	104.3	104.3	0	0
Compression stops, including those with drains		3432-10447	06/83	111.7	112.0	113.7	5.0	1.5
Lawn hose nozzles and lawn sprinklers		3432-10451	06/83	163.0	163.0	160.4	18.3	-1.6
Water closet tank flushing controls		3432-10453	06/83	117.2	121.2	120.5	8.1	-.6
Other miscellaneous items		3432-10498	06/83	112.3	112.6	114.9	2.6	2.0
Secondary products and miscellaneous receipts		3432-SM						
Secondary products		3432-S	06/83	117.9	118.0	119.6	2.6	1.4
Nonelectric heating equipment								
.....	3433		06/80	135.3	135.6	135.7	3.3	.1
Primary products		3433-P	06/80	135.7	136.1	136.1	3.7	0
Cast iron heating boilers		3433-3	06/80	136.1	137.3	137.3	2.2	0
Oil-fired cast iron heating boilers		3433-311	06/80	130.2	129.8	129.8	.9	0
Gas-fired cast iron heating boilers		3433-313	06/80	137.4	140.3	140.3	3.5	0
Domestic heating stoves		3433-4	06/80	131.2	131.9	131.9	6.0	0
Wood and coal domestic heating stoves, except sheet metal, airtight		3433-416	06/80	134.6	134.6	134.6	8.9	0
Other domestic heating stoves		3433-422	06/86	105.7	107.5	107.5	1.7	0
Other heating systems		3433-6	06/80	142.2	142.6	142.6	1.8	0
Radiators and convectors		3433-611	06/80	(³)	(³)	(³)	(³)	(³)
Floor and wall furnaces		3433-631	06/80	147.1	147.1	147.1	2.9	0
Gas-fired wall furnaces		3433-63113	06/80	146.0	146.0	146.0	2.8	0
Other systems, n.e.c.		3433-661	06/80	139.4	140.3	140.3	2.0	0
Other heating systems, n.e.c.		3433-66193	06/86	101.7	102.6	102.5	1.6	-.1
Parts for heating systems		3433-8	06/80	134.3	134.3	134.3	5.3	0
Gas burners and parts/attachments		3433-811	06/80	130.2	130.2	130.2	0	0
Gas burners under and equal to 400 MBH		3433-81101	06/80	131.7	131.7	131.7	0	0
Dual fuel burners and parts/attachments		3433-831	06/80	123.3	123.3	123.3	2.9	0
Commercial/industrial dual fuel burners		3433-83103	06/80	122.0	122.0	122.0	1.8	0
Other parts, n.e.c.		3433-871	06/86	103.0	103.0	103.0	1.1	0
Secondary products and miscellaneous receipts		3433-SM						
Secondary products		3433-S	06/80	138.6	138.6	139.3	1.7	.5
Other secondary products		3433-SSS	06/80	142.9	142.9	143.8	1.6	.6
Refrigeration and electric heating equipment		3585-S	06/80	126.2	126.2	126.2	2.0	0
Fabricated structural metal products								
.....	344		12/84	101.6	102.3	103.1	2.6	.8
Fabricated structural metal								
.....	3441		06/82	105.9	107.7	108.3	4.1	.6

See footnotes at end of table.

Table 5. Producer price indexes for the net output of selected industries and their products—Continued

Industry and product ¹	Industry code	Product code	Index base	Index			Unadjusted percent change to Sep. 1987 from —	
				May 1987 ²	Aug. 1987 ²	Sep. 1987 ²	Sep. 1986	Aug. 1987
Fabricated structural metal—Continued								
Primary products		3441-P	06/82	104.9	107.2	107.7	4.2	0.5
Fabricated structural metal for buildings		3441-1	06/82	104.9	108.4	109.2	4.6	.7
Iron and steel for industrial buildings		3441-121	06/82	112.2	112.5	112.5	.3	0
Industrial buildings and plants		3441-12101	06/82	115.6	115.4	115.5	-.1	.1
Warehouses		3441-12102	06/82	(³)	96.1	95.4	(³)	-.7
Iron and steel for commercial buildings		3441-122	06/82	95.6	97.8	99.5	3.5	1.7
Office buildings (high-rise)		3441-12201	06/82	(³)	93.6	96.4	(³)	3.0
Office buildings (low-rise)		3441-12202	06/82	96.7	98.3	98.7	2.1	.4
Other commercial buildings (high-rise)		3441-12206	06/87	(³)	100.0	100.0	(³)	0
Other commercial buildings (low-rise)		3441-12207	06/87	(³)	100.0	101.9	(³)	1.9
Iron and steel for residential buildings		3441-123	06/87	(³)	(³)	(³)	(³)	(³)
Residential buildings (high-rise)		3441-12304	06/87	(³)	(³)	(³)	(³)	(³)
Iron and steel for public utilities		3441-127	06/82	(³)	95.5	98.2	(³)	2.8
Iron and steel for other buildings (including rel., med., instit., and educational)		3441-128	06/87	(³)	100.0	100.0	(³)	0
Low-rise buildings		3441-12802	06/87	(³)	100.0	100.0	(³)	0
Fabricated structural metal for bridges, trestles, and viaducts		3441-2	06/82	(³)	(³)	103.3	(³)	(³)
Iron, steel, and aluminum for highways		3441-212	06/82	(³)	(³)	103.2	(³)	(³)
Other fabricated structural metal		3441-3	06/82	105.4	105.9	105.9	2.8	0
Iron and steel for towers and supporting structures		3441-342	06/82	113.9	113.9	113.9	1.4	0
Iron and steel for other uses		3441-359	06/87	(³)	99.8	99.8	(³)	0
Secondary products and miscellaneous receipts		3441-SM						
Miscellaneous receipts		3441-M	06/87	(³)	(³)	(³)	(³)	(³)
Secondary products		3441-S	06/82	117.7	117.7	120.5	5.5	2.4
Metal doors, sash and trim								
Primary products	3442	3442-P	06/83	108.6	109.3	110.5	2.9	1.1
Metal doors and frames, except storm doors		3442-1	06/83	109.2	109.9	111.1	3.1	1.1
Aluminum doors, all types		3442-11	06/83	110.9	111.6	111.9	3.4	.3
Aluminum residential doors		3442-112	06/83	110.5	111.3	111.9	4.3	.5
Sliding glass patio doors		3442-11216	06/83	111.2	112.2	113.1	5.8	.8
All other residential doors, including garage		3442-11218	06/83	110.8	111.8	112.7	6.0	.8
Aluminum commercial and institutional doors		3442-113	06/83	100.6	101.6	102.5	3.5	.9
Iron and steel doors, all types		3442-12	06/83	108.6	108.6	108.6	.2	0
Iron and steel industrial doors		3442-121	06/83	110.1	110.6	110.6	2.9	0
All other industrial doors, including sliding		3442-12126	06/83	106.3	(³)	(³)	(³)	(³)
Iron and steel residential doors		3442-122	06/83	107.7	(³)	(³)	(³)	(³)
Garage doors		3442-12227	06/83	110.7	(³)	(³)	(³)	(³)
Insulated steel entrance doors		3442-12229	06/83	105.9	(³)	(³)	(³)	(³)
Iron and steel commercial and institutional doors		3442-123	06/83	111.1	(³)	(³)	(³)	(³)
Swing doors		3442-12334	06/83	113.9	113.8	113.8	1.6	0
All other commercial and institutional doors		3442-12336	06/83	115.2	115.2	115.2	2.3	0
Steel doorframes, 16 gauge and heavier		3442-143	06/83	109.7	109.1	109.1	.6	0
Shower doors and tub enclosures		3442-145	06/83	111.4	111.4	111.4	2.3	0
Metal window sash and frames, except storm sash		3442-2	06/83	120.3	123.2	123.2	5.8	0
Aluminum window sash and frames		3442-21	06/83	107.2	107.7	109.1	2.2	1.3
Residential aluminum window sash and frames		3442-211	06/83	107.4	108.0	109.4	2.1	1.3
Single and double-hung		3442-21121	06/83	104.5	104.9	106.5	2.6	1.5
Awning		3442-21122	06/83	105.0	104.6	107.1	3.0	2.4
Horizontal sliding		3442-21124	06/83	(³)	(³)	(³)	(³)	(³)
All other residential window sash and frames		3442-21129	06/83	102.4	103.1	103.4	.4	.3
Nonresidential aluminum window sash and frames		3442-212	06/83	117.6	122.1	124.9	11.0	2.3
Single and double-hung		3442-21241	06/83	120.8	121.8	122.8	.6	.8
All other nonresidential window sash and frames		3442-21249	06/83	126.5	(³)	(³)	(³)	(³)
Steel window sash and frames, all types		3442-22	06/83	118.0	118.0	118.5	1.5	.4
Steel window sash and frames, all types		3442-221	06/83	106.7	106.7	106.7	4.3	0
Metal molding and trim and storefronts		3442-3	06/83	106.7	106.7	106.7	4.3	0
Aluminum molding and trim		3442-325	06/83	97.8	98.1	98.1	.6	0
Metal storefronts, sold complete at factory		3442-351	06/83	95.2	95.2	95.2	.3	0
Metal combination screen and storm sash and doors		3442-4	06/83	115.5	(³)	(³)	(³)	(³)
Aluminum and steel combination screen and storm sash		3442-412	06/83	112.8	113.1	116.1	3.8	2.7
Aluminum and steel combination screen and storm doors		3442-413	06/83	115.5	(³)	(³)	(³)	(³)
Metal window and door screens and weatherstrip		3442-5	06/83	110.2	111.0	114.1	5.6	2.8
Metal screen doors		3442-511	06/83	110.0	113.1	114.0	3.5	.8
Secondary products and miscellaneous receipts		3442-SM						
Secondary products		3442-S	06/83	105.9	105.9	108.1	1.6	2.1
Fabricated plate work								
Primary products	3443	3443-P	03/80	120.0	119.7	120.5	1.5	.7
Heat exchangers and steam condensers		3443-1	03/80	120.6	120.2	121.0	.9	.7
Bare tube heat exchangers		3443-111	03/80	135.9	136.4	137.7	2.0	1.0
Fin tube heat exchangers		3443-115	03/80	142.0	142.7	145.1	3.3	1.7
Fabricated steel plate		3443-2	03/80	132.4	132.6	133.5	1.1	.7
Steel plate for trash containers and all other containers		3443-245	12/86	115.3	110.6	111.7	-2.1	1.0
Weldments		3443-251	03/80	102.3	104.4	103.4	(³)	-1.0
Other fabricated steel plate		3443-299	12/86	115.8	116.7	121.0	(³)	3.7
Steel power boilers (over 15 psi) and parts/attachments		3443-3	03/80	101.5	101.7	101.7	(³)	0
Water tube boilers up to 100,000 lbs./hr.		3443-31	03/80	115.8	109.8	110.0	-7.5	.2
Parts/attachments for steel power boilers		3443-36	12/86	134.4	(³)	(³)	(³)	(³)

See footnotes at end of table.

Table 5. Producer price indexes for the net output of selected industries and their products—Continued

Industry and product ¹	Industry code	Product code	Index base	Index			Unadjusted percent change to Sep. 1987 from —	
				May 1987 ²	Aug. 1987 ²	Sep. 1987 ²	Sep. 1986	Aug. 1987
Fabricated plate work—Continued								
Parts/attachments for steel power boilers		3443-362	12/86	(³)	(³)	(³)	(³)	(³)
Gas cylinders		3443-4	03/80	104.9	104.8	104.9	(³)	0.1
Carbon steel gas cylinders		3443-412	12/86	98.9	98.9	98.9	(³)	0
All other types of gas cylinders		3443-418	12/86	99.1	98.8	98.9	(³)	.1
Metal tanks made at plant, standard, pressure		3443-5	03/80	(³)	(³)	(³)	(³)	(³)
Metal tanks made at plant, standard, non-pressure		3443-7	03/80	112.1	112.5	114.9	5.8	2.1
Bulk storage tanks, standard, non-pressure		3443-71	03/80	110.5	110.9	110.9	2.9	0
Carbon steel storage tanks, 6000 gal. and less		3443-711	03/80	109.3	109.9	109.9	.5	0
Carbon steel storage tanks over 6000 gal.		3443-713	03/80	112.5	112.7	112.7	5.2	0
Custom tanks and vessels made at the plant		3443-8	03/80	116.3	119.2	119.2	.3	0
Carbon steel customized tanks and vessels, non-LPG		3443-802	03/80	110.3	112.4	112.4	-1.6	0
Carbon steel tanks & vessels, 3/4" & less wall thickness		3443-80201	03/80	117.0	119.9	119.9	2.3	0
All other types of customized tanks and vessels, non-LPG		3443-804	12/86	100.6	102.4	102.4	(³)	0
All other types of tanks & vessels, 3/4" & less wall thickness		3443-80401	12/86	101.0	104.0	104.0	(³)	0
Custom tanks and vessels made at plant and field assembled		3443-9	03/80	122.3	124.7	125.0	7.4	.2
Petroleum storage tanks, field assembled		3443-926	03/80	107.9	111.3	111.6	11.7	.3
Secondary products and miscellaneous receipts		3443-SM						
Sheet metal work								
	3444		12/82	108.4	109.2	110.4	3.5	1.1
Primary products		3444-P	12/82	107.5	108.2	109.5	3.5	1.2
Culverts, flumes, and irrigation pipes		3444-2	12/82	106.9	106.9	106.9	-7	0
Steel		3444-213	12/82	106.3	106.3	106.3	0	0
Culverts		3444-21301	12/82	104.5	104.5	104.5	0	0
Aluminum		3444-215	12/82	111.2	111.2	111.2	-5.1	0
Metal roofing and roof drainage equipment		3444-4	12/82	105.4	106.9	107.6	2.2	.7
Metal roofing, steel, all types		3444-411	12/82	96.9	(³)	98.7	-2.0	(³)
Roof drainage equipment including eave troughs, aluminum		3444-429	12/82	100.7	(³)	(³)	(³)	(³)
Metal flooring and siding		3444-5	12/82	103.3	(³)	103.0	2.0	(³)
Fabricated metal flooring		3444-505	12/82	95.3	(³)	(³)	(³)	(³)
Metal siding, aluminum, for residential use, including mobile homes		3444-517						
Other sheet metal work		3444-6	12/82	109.8	110.9	113.1	5.1	2.0
Bins and vats, grain		3444-621	12/82	89.5	95.2	95.2	5.0	0
Farm		3444-62101	12/82	89.5	95.2	95.2	5.0	0
Stovepipe, furnace smokepipe, elbows, and ducts, steel		3444-634	12/82	109.9	109.0	111.4	4.0	2.2
Air-conditioning ducts, including dust collecting ducts, steel		3444-637	12/82	(³)	(³)	(³)	(³)	(³)
Other sheet metal work, steel		3444-662	12/82	111.6	111.6	112.1	2.2	.4
Precision sheet metal parts, not stamped		3444-66203	12/82	109.2	108.5	108.5	-3	0
Casings		3444-66208	12/82	108.8	111.1	110.8	1.8	-3
Other steel sheet metal work		3444-66209	12/82	109.0	109.5	109.8	3.3	.3
Other sheet metal work, aluminum		3444-664	12/82	109.7	111.4	109.9	-5	-1.3
Other sheet metal work of metals other than steel or aluminum		3444-698	12/82	118.6	118.6	118.6	5.0	.0
Secondary products and miscellaneous receipts		3444-SM						
Miscellaneous receipts		3444-M						
Secondary products		3444-S	12/82	107.9	109.8	109.8	2.5	0
Architectural and ornamental metalwork								
	3446		12/83	105.5	106.5	109.3	4.0	2.6
Primary products		3446-P	12/83	104.4	105.5	108.7	4.3	3.0
Architectural and ornamental metalwork		3446-1	12/83	104.4	105.5	108.7	4.3	3.0
Warm air or air conditioning grilles, registers and air diffusers		3446-11	12/83	101.6	101.7	101.7	-2.6	0
Steel		3446-111	12/83	99.6	(³)	(³)	(³)	(³)
Aluminum		3446-113	12/83	103.7	104.0	104.0	.3	0
Stairs		3446-13	12/83	107.5	107.8	107.8	1.5	0
Industrial class		3446-131	01/84	108.2	(³)	108.2	0	(³)
Service class		3446-133	12/83	100.0	(³)	(³)	(³)	(³)
Commercial class		3446-135	12/83	110.8	110.8	110.8	2.5	0
Architectural class		3446-137	12/83	104.6	104.6	104.6	.3	0
Railings		3446-14						
Steel, excluding stainless steel		3446-143	12/83	105.1	106.0	106.0	1.7	0
Grating and grating treads		3446-15	12/83	104.6	108.5	110.2	6.6	1.6
Steel grating and grating treads		3446-151	12/83	105.5	109.3	111.0	5.9	1.6
Welded grating		3446-15111	12/83	105.7	109.2	111.1	5.9	1.7
Other grating		3446-15115	12/83	108.7	119.9	119.9	13.0	0
Aluminum grating and grating treads		3446-152	12/83	100.8	105.4	107.2	9.4	1.7
Light gauge metal framing		3446-16	12/83	111.9	111.4	110.9	-1.6	-4
Ground supported scaffolding and shoring		3446-18	12/83	100.8	101.0	104.1	1.7	3.1
Scaffolding, ground supported		3446-181	12/83	100.3	100.5	103.6	.3	3.1
Iron and steel		3446-18111	02/84	105.5	105.5	105.5	1.6	0
Other architectural and ornamental metalwork		3446-19	12/83	100.0	101.5	101.5	1.8	0
Fences, gates and posts		3446-192						
Iron and steel		3446-19211	12/83	100.0	100.0	100.0	0	0
Window guards		3446-193	12/83	97.8	97.8	97.8	0	0
Other architectural and ornamental metalwork		3446-199	12/83	100.7	103.8	103.8	3.7	0
Steel, excluding stainless steel		3446-19913	12/83	100.0	103.5	103.5	4.3	0
Aluminum		3446-19917	02/84	(³)	94.5	94.5	(³)	0
Secondary products and miscellaneous receipts		3446-SM						
Secondary products		3446-S	12/83	112.6	113.3	113.5	2.2	.2
Fabricated structural metal		3441-S	12/83	112.9	112.9	112.9	4.2	0
Sheet metalwork		3444-S	12/83	101.4	101.4	101.4	.4	0
Other secondary products		3446-SSS	12/83	118.5	119.9	120.5	2.7	.5

See footnotes at end of table.

Table 5. Producer price indexes for the net output of selected industries and their products—Continued

Industry and product ¹	Industry code	Product code	Index base	Index			Unadjusted percent change to Sep. 1987 from —	
				May 1987 ²	Aug. 1987 ²	Sep. 1987 ²	Sep. 1986	Aug. 1987
Prefabricated metal buildings	3448		12/81	103.2	103.7	103.6	1.9	-0.1
Primary products		3448-P	12/81	103.1	103.5	103.3	1.9	-0.2
Prefab. metal bldg. sys., excl. farm service bldgs., resid. bldgs., & parts for prefab. bldgs		3448-1	12/81	100.0	100.6	100.7	2.4	.1
Industrial and commercial		3448-115	12/81	99.9	100.5	100.6	2.4	.1
Other prefabricated and portable metal buildings and parts		3448-2	12/81	107.8	107.8	107.4	1.0	-0.4
Grain storage buildings, including farm and commercial types, steel and aluminum		3448-214	12/81	107.6	107.6	107.6	.1	0
Other farm service bldgs., steel and aluminum, excl. wood frame bldgs		3448-215	12/81	106.9	(³)	(³)	(³)	(³)
Small utility bldgs., incl. tool sheds, cabanas, storage houses, etc., steel and aluminum		3448-221	12/81	106.8	107.0	107.3	.5	.3
Dwellings and other non-farm buildings including vacation homes, etc.; steel and aluminum		3448-235	12/81	116.3	117.3	117.8	2.9	.4
Panels, parts, or sections for prefab buildings, not sold as a complete unit, steel & aluminum		3448-254	12/81	106.2	105.9	103.8	2.4	-2.0
Secondary products and miscellaneous receipts		3448-SM						
Secondary products		3448-S	12/81	103.5	105.7	106.4	4.1	.7
Miscellaneous metal work	3449		12/84	95.2	97.1	96.4	-1.7	-0.7
Primary products		3449-P	12/84	95.0	96.9	96.0	-2.2	-0.9
Bar joists and fabricated concrete reinforcing bars		3449-4	12/84	87.8	90.3	89.2	-8.4	-1.2
All long span joists		3449-447	09/86	61.9	(³)	64.9	-35.1	(³)
Fabricated concrete reinforcing bars		3449-452	12/84	93.2	93.2	93.2	-4.3	0
Secondary products and miscellaneous receipts		3449-SM						
Secondary products		3449-S	12/84	93.9	98.2	98.2	-1.8	0
Screw machine products, and bolts, nuts, screws, rivets, and washers	345		12/84	100.8	101.3	101.2	1.2	-0.1
Screw machine products	3451		12/83	108.1	108.8	108.7	2.3	-0.1
Primary products		3451-P	12/83	108.9	109.4	109.3	2.2	-0.1
Automotive screw machine products		3451-1	12/83	113.6	113.7	113.7	.1	0
Other screw machine products		3451-2	12/83	105.9	106.7	106.5	3.7	-0.2
Aircraft		3451-222	12/83	101.4	101.4	(³)	(³)	(³)
Ordnance		3451-223	12/83	116.8	116.8	116.8	.8	0
Household appliances, including radio and television		3451-242	12/83	110.3	113.5	112.2	4.1	-1.1
Machinery		3451-262	12/83	101.5	101.5	101.5	.1	0
All other end uses, except automotive		3451-298	12/83	105.8	106.4	106.4	5.9	.0
Secondary products and miscellaneous receipts		3451-SM						
Secondary products		3451-S	12/83	99.0	101.7	101.7	2.7	0
Bolts, nuts, screws, rivets, and washers	3452		06/82	102.5	102.9	102.8	.6	-0.1
Primary products		3452-P	06/82	102.6	102.8	102.5	.2	-0.3
Externally threaded fasteners, except aircraft		3452-4	06/82	104.5	104.8	104.1	.1	-0.7
Hex bolts, including heavy, tap, and joint		3452-412	06/82	94.5	94.5	94.5	2.2	0
Square and round bolts and plow numbers 3, 4, 6, 7, and track		3452-413	06/82	110.3	110.3	(³)	(³)	(³)
High-strength structural and bent bolts		3452-416	06/82	110.0	110.0	110.0	.8	0
Studs		3452-421	06/82	96.6	96.6	96.3	-1.2	-0.3
Flanged, self-locking, set, and wood screws		3452-432	06/82	147.3	147.8	150.3	2.6	1.7
Cap screws, 1/4 in. diameter and above		3452-434	06/82	107.2	108.8	(³)	(³)	(³)
Machine screws		3452-437	06/82	98.8	100.8	100.8	1.4	0
Thread-cutting, self-drilling, and thread-rolling screws		3452-442	06/82	102.4	101.2	101.2	-0.8	0
Other externally threaded fasteners, except aircraft		3452-469	06/82	106.6	106.6	107.4	.9	.8
Internally threaded fasteners, except aircraft		3452-5	06/82	95.2	95.2	95.2	-0.7	0
Hex nuts		3452-502	06/82	89.2	89.2	89.2	-1.1	0
Locknuts: prevailing torque and free spinning		3452-511	06/82	109.3	109.3	109.3	0	0
Other internally threaded fasteners, including all nonmetallic		3452-539	06/82	111.0	(³)	(³)	(³)	(³)
Nonthreaded fasteners, except aircraft		3452-6	06/82	102.0	102.5	102.5	.8	0
Solid rivets, all sizes		3452-601	06/82	95.0	95.0	95.0	-1.0	0
Tubular, split, and blind rivets		3452-603	06/82	101.7	101.7	101.7	.6	0
Pins, machine type		3452-621	06/82	104.0	104.0	104.0	0	0
Washers, all types		3452-631	06/82	98.7	98.7	98.7	.9	0
Other nonthreaded fasteners, including all nonmetallic		3452-649	06/82	107.2	109.0	109.0	1.7	0
Aircraft/aerospace fasteners		3452-7	06/82	104.6	104.6	104.6	.8	0
Bolts, all KSI tensile		3452-701	06/82	108.0	108.0	108.0	0	0
Nuts, all types		3452-731	06/82	106.1	106.1	106.1	2.2	0
Rivets, all types		3452-762	06/82	115.7	115.7	115.7	0	0
Other formed fasteners		3452-8	06/82	102.0	102.0	102.0	.5	0
Automotive		3452-811	06/82	99.4	(³)	(³)	(³)	(³)
Other aircraft		3452-831	06/82	105.2	(³)	(³)	(³)	(³)
Secondary products and miscellaneous receipts		3452-SM						
Miscellaneous receipts		3452-M	06/82	98.4	98.4	98.4	1.2	0
Secondary products		3452-S	06/82	104.4	107.7	111.7	5.1	3.7
Metal forgings and stampings	346		12/84	98.8	98.9	99.0	.6	.1
Iron and steel forgings	3462		12/83	95.6	95.5	95.4	-0.6	-0.1
Primary products		3462-P	12/83	96.8	96.8	96.9	.3	.1
Hot impression die impact, press and upset ferrous forgings		3462-5	12/83	96.9	96.8	97.0	.4	.2

See footnotes at end of table.

Table 5. Producer price indexes for the net output of selected industries and their products—Continued

Industry and product ¹	Industry code	Product code	Index base	Index			Unadjusted percent change to Sep. 1987 from —	
				May 1987 ²	Aug. 1987 ²	Sep. 1987 ²	Sep. 1986	Aug. 1987
Iron and steel forgings—Continued								
Carbon steel		3462-511	12/83	101.5	101.4	101.9	1.9	0.5
Alloy steel, except stainless and high-temperature		3462-513	12/83	98.3	98.1	98.1	-.6	0
Stainless steel		3462-515	12/83	91.0	91.0	91.0	-2.8	0
High-temperature iron, nickel and cobalt-base alloys		3462-517	12/83	79.1	79.1	79.1	-2.5	0
Cold impression die impact, press and upset ferrous forgings		3462-6	12/83	101.7	102.6	102.6	.9	0
Carbon steel		3462-611	12/83	106.4	107.6	107.6	1.1	0
Seamless rolled-ring ferrous forgings		3462-7	12/83	97.1	96.3	96.3	-.8	0
Open die or smith (hammer or press) ferrous forgings		3462-8	12/83	93.4	93.7	93.7	.3	0
Carbon steel		3462-811	12/83	96.8	96.8	96.8	0	0
Alloy steel, except stainless and high-temperature		3462-813	12/83	91.9	92.3	92.3	.4	0
Secondary products and miscellaneous receipts		3462-SM						
Secondary products		3462-S	12/83	84.1	83.0	80.5	-11.1	-3.0
Nonferrous forgings								
3463			12/83	104.0	103.2	103.9	-1.7	.7
Primary products		3463-P	12/83	105.1	104.2	105.0	.6	.8
Hot impression die impact, press and upset nonferrous forgings		3463-5	12/83	104.8	103.9	104.5	.3	.6
Aluminum and aluminum alloy		3463-521	12/83	115.7	115.7	115.7	2.9	0
Titanium and titanium alloy		3463-523	12/83	88.2	83.4	84.2	-9.2	1.0
Copper and copper alloy		3463-525	12/83	106.4	109.8	(³)	(³)	(³)
Cold impression die impact, press and upset nonferrous forgings		3463-6	12/83	98.5	(³)	(³)	(³)	(³)
Aluminum and aluminum alloy		3463-621	12/83	98.5	(³)	(³)	(³)	(³)
Automotive stampings								
3465			12/82	106.4	106.4	106.5	.2	.1
Primary products		3465-P	12/82	106.2	106.2	106.3	.2	.1
Original equipment automotive stampings		3465-1	12/82	106.9	106.9	106.9	-.1	0
Passenger car stampings		3465-111	12/82	107.2	107.2	107.2	-.1	0
Body panels		3465-111111	12/82	104.9	104.9	104.9	0	0
Chassis parts		3465-111112	12/82	112.6	112.6	112.6	-.4	0
Truck and bus stampings		3465-113	12/82	104.4	104.2	104.2	-.2	0
Body panels		3465-11313	12/82	103.9	103.4	103.4	-.5	0
Chassis parts		3465-11314	12/82	105.7	105.9	105.9	.2	0
Service part automotive stampings		3465-3	12/82	99.4	99.4	100.6	2.9	1.2
Passenger car stampings		3465-311	12/82	98.5	98.5	99.9	3.2	1.4
Secondary products and miscellaneous receipts		3465-SM						
Secondary products		3465-S	12/82	104.9	104.8	104.8	.7	0
Metal crowns and closures								
3466			12/83	101.9	103.0	102.8	.3	-.2
Primary products		3466-P	12/83	100.8	102.0	102.0	-.1	0
Metal commercial closures(caps)		3466-1	12/83	99.2	99.9	99.9	-.9	0
Screw thread and lug type(nonvacuum)		3466-103	12/83	96.6	98.1	98.1	-1.4	0
Tin mill products		3466-10331	12/83	96.6	98.1	98.1	-1.4	0
Metal caps (vacuum)		3466-142	12/83	101.5	101.5	101.5	-.5	0
Continuous thread		3466-14244	12/83	96.0	96.3	96.3	-4.5	0
Other metal closures, except crowns		3466-3	12/83	99.3	99.3	99.3	-.1	0
Metal crowns		3466-4	12/83	104.5	104.2	104.2	-.3	0
Soft drink containers		3466-415	12/83	104.9	104.5	104.5	-.6	0
Conventional type		3466-41517	12/83	102.9	102.5	102.5	-.5	0
Metal stampings, n.e.c.								
3469			06/84	105.5	105.8	106.0	2.2	.2
Primary products		3469-P	06/84	104.5	104.6	104.8	1.4	.2
Job stampings, except automotive		3469-2	06/84	105.9	106.1	106.4	.9	.3
Aviation stampings		3469-211	06/84	102.4	102.4	102.4	.2	0
Electrical equipment stampings, except refrigerator and laundry		3469-225	06/84	104.1	103.9	104.1	1.1	.2
Office machine stampings		3469-241	06/84	107.2	107.9	107.9	.7	0
Stove, heater and air conditioner stampings		3469-271	06/84	105.0	104.5	104.5	1.8	0
Other industrial equipment stampings		3469-289	06/84	111.8	111.8	111.8	.9	0
Other job stampings		3469-298	06/84	105.4	105.6	106.1	.9	.5
Stamped and spun utensils, cooking and kitchen, aluminum		3469-4	06/84	108.3	108.2	108.2	3.8	0
Top of range household utensils		3469-411	06/84	109.9	109.9	109.9	3.2	0
Bakeware, pantryware and miscellaneous household utensils		3469-414	06/84	105.0	105.0	105.0	5.5	0
Stamped and spun utensils, cooking and kitchen, except aluminum		3469-5	06/84	95.9	96.9	97.0	1.1	.1
Top of range household utensils, stainless steel		3469-511	06/84	86.3	88.4	88.4	1.8	0
Bakeware, pantryware and miscellaneous household utensils, stainless steel		3469-514	06/84	98.3	98.3	99.0	(³)	.7
Other stamped and spun utensils, cooking and kitchen, except aluminum		3469-598	06/84	110.7	110.0	110.2	1.5	.2
Other stamped and pressed metal end products		3469-9	06/84	103.5	103.5	103.5	1.7	0
Other stamped and pressed metal end products		3469-998	06/84	101.2	101.2	101.2	1.7	0
Secondary products and miscellaneous receipts		3469-SM						
Secondary products		3469-S	06/84	112.2	113.0	113.0	7.2	0
Coating, engraving, and allied services								
347			12/84	106.6	106.9	106.4	1.0	-.5
Metal plating and polishing								
3471			12/84	105.8	106.2	105.7	1.5	-.5
Primary products		3471-P	12/84	106.0	106.4	105.8	1.6	-.6
Metal plating and polishing		3471-1	12/84	106.0	106.4	105.8	1.6	-.6
Electroplating-rack		3471-101	12/84	104.4	105.0	105.0	2.1	0
Electroplating-barrel		3471-102	12/84	106.6	106.3	102.5	.1	-3.6
Engineering plating - hard chrome, hard nickel		3471-103	12/84	107.6	108.3	109.4	3.0	1.0

See footnotes at end of table.

Table 5. Producer price indexes for the net output of selected industries and their products—Continued

Industry and product ¹	Industry code	Product code	Index base	Index			Unadjusted percent change to Sep. 1987 from —	
				May 1987 ²	Aug. 1987 ²	Sep. 1987 ²	Sep. 1986	Aug. 1987
Metal plating and polishing—Continued								
Anodizing		3471-104	12/84	109.6	110.3	110.3	1.8	0
Hard coat anodizing		3471-10431	12/84	109.4	109.4	109.4	1.3	0
Other anodizing		3471-10432	12/84	109.7	110.5	110.5	1.8	0
Mechanical surface preparation		3471-105	12/84	102.2	102.2	102.2	-4	0
Polishing and buffing		3471-10541	12/84	101.7	101.7	101.7	-6	0
Other surface finishing		3471-10543	12/84	107.7	107.7	107.7	1.2	0
Other plating		3471-106	12/84	109.5	110.0	110.2	4.1	.2
Secondary products and miscellaneous receipts		3471-SM						
Secondary products		3471-S	12/84	103.3	103.3	103.3	-1	0
Metal coating and allied services	3479		12/84	107.5	107.7	107.3	.6	-4
Primary products		3479-P	12/84	108.2	108.5	108.0	0	-5
Metal coating and allied services		3479-1	12/84	108.2	108.5	108.0	0	-5
Printing, etching and engraving metal nameplates		3479-101	12/84	104.9	104.9	104.9	1.4	0
Other printing, etching and engraving		3479-102	12/84	99.5	99.5	99.5	-9	0
Galvanizing and other hot dip coating		3479-103	12/84	102.8	103.5	103.5	0	0
After fabrication galvanizing, excluding all steel company operations		3479-10312	12/84	100.4	101.7	101.7	-2	0
Hot dip coating other than zinc		3479-10314	12/84	104.4	(³)	(³)	(³)	(³)
Organic coatings		3479-104	12/84	112.0	112.0	111.2	-1	-7
Coil coating		3479-10421	12/84	122.3	(³)	(³)	(³)	(³)
Spray coating, including electrostatic coating		3479-10422	12/84	108.2	108.3	108.3	1.3	0
All other organic coating		3479-10423	12/84	100.6	100.7	100.1	-3	-6
Secondary products and miscellaneous receipts		3479-SM						
Secondary products		3479-S	12/84	101.5	101.5	101.5	3.6	0
Ordnance and accessories, except vehicles and guided missiles	348		06/85	105.5	105.6	105.6	.7	0
Small arms ammunition, 30mm and under	3482		06/85	101.3	100.6	100.5	-2.7	-1
Primary products		3482-P	06/85	101.0	100.2	100.1	-3.2	-1
Cartridges for small firearms (rifles and sidearms)		3482-1	06/85	95.7	95.7	95.7	-6.1	0
Centerfire pistols, including cartridges interchangeable between rifles and pistols		3482-114	06/85	109.7	109.7	109.9	8.4	.2
Shipped to government (Federal, State, and local)		3482-11441	06/85	106.4	106.4	106.9	3.7	.5
Ammunition components		3482-3	06/85	96.3	93.5	93.6	-1.5	.1
Wads, shot cases (primed or unprimed), bullets, bullet jackets, and cases		3482-369	06/85	96.0	92.3	92.3	-3.1	0
Ammunition, except small arms, n.e.c.	3483		12/85	101.5	101.4	101.3	.1	-1
Primary products		3483-P	12/85	95.3	95.2	95.0	.2	-2
Artillery ammunition and component parts, over 30mm (or 1.18 inches)		3483-1	12/85	97.2	97.2	96.8	1.3	-4
Complete rounds, loaded		3483-111	12/85	102.2	102.2	96.7	-6	-5.4
Projectile metal parts		3483-151	12/85	101.1	101.1	101.1	-1.1	0
Artillery component parts		3483-171	12/85	98.6	98.6	98.6	6.5	0
Primers		3483-17111	12/85	95.6	(³)	(³)	(³)	(³)
Fuses		3483-17114	12/85	96.6	96.6	96.6	11.9	0
Ammunition, except for small arms, n.e.c.		3483-3	12/85	93.0	92.8	92.8	-1.0	0
Rockets (other than guided missiles) and parts		3483-331	12/85	97.9	97.9	98.0	-5.7	.1
Other ammunition and ammunition parts, n.e.c., except small arms		3483-341	12/85	100.3	100.3	100.2	-7	-1
Small arms, 30 mm and under	3484		06/85	109.2	109.2	109.2	3.8	0
Primary products		3484-P	06/85	109.1	109.1	109.1	3.8	0
Pistols and revolvers		3484-2	06/85	108.9	108.9	108.9	3.8	0
Centerfire pistols and revolvers		3484-201	06/85	107.6	107.6	107.6	3.1	0
Rimfire pistols and revolvers		3484-202	06/85	113.4	113.4	113.4	6.0	0
Rifles		3484-3	06/85	110.4	110.4	110.4	5.2	0
Centerfire rifles		3484-301	06/85	109.3	109.3	109.3	4.2	0
Semiautomatic centerfire rifles		3484-30121	06/85	114.7	114.7	114.7	7.0	0
Shotguns		3484-4	06/85	111.8	111.8	111.8	4.6	0
Repeating shotguns		3484-401	06/85	110.9	110.9	110.9	3.9	0
Other small arms		3484-5	06/85	107.0	107.0	107.0	2.2	0
Other small arms		3484-501	06/85	107.0	107.0	107.0	2.2	0
Parts and attachments for small arms		3484-6	06/85	107.4	107.4	107.4	2.0	0
Parts and attachments for small arms		3484-601	06/85	107.4	107.4	107.4	2.0	0
Small arms shipped to U.S. military		3484-7	06/85	106.2	(³)	(³)	(³)	(³)
Secondary products and miscellaneous receipts		3484-SM						
Secondary products		3484-S	06/85	110.4	110.4	110.4	8.3	0
Ordnance and accessories, n.e.c.	3489		12/85	100.7	101.7	102.0	0	.3
Primary products		3489-P	12/85	100.5	101.5	102.1	-1.0	.6
Guns, howitzers, mortars and related equipment over 30mm		3489-1	12/85	101.2	103.5	103.5	4.8	0
Parts and other related equipment		3489-103	12/85	102.7	102.7	102.7	3.9	0
Ordnance and accessories, n.e.c., incl. rocket projectors, torpedo tubes, and their parts		3489-2	12/85	100.4	101.2	101.9	-1.6	.7
Ordnance and accessories, n.e.c., and their parts		3489-201	12/85	100.4	101.2	101.9	-1.6	.7
Ordnance and accessories, n.e.c., and their parts - domestic sales		3489-20121	12/85	100.4	101.2	101.9	-1.6	.7
Secondary products and miscellaneous receipts		3489-SM						
Secondary products		3489-S	12/85	104.2	109.5	109.9	3.7	.4
Miscellaneous fabricated metal products	349		12/84	103.2	103.6	103.9	1.5	.3

See footnotes at end of table.

Table 5. Producer price indexes for the net output of selected industries and their products—Continued

Industry and product ¹	Industry code	Product code	Index base	Index			Unadjusted percent change to Sep. 1987 from —	
				May 1987 ²	Aug. 1987 ²	Sep. 1987 ²	Sep. 1986	Aug. 1987
Steel springs, except wire	3493		06/81	108.1	108.7	108.7	1.7	0
Primary products		3493-P	06/81	107.5	108.1	108.2	2.0	.1
Hot formed springs		3493-1	06/81	107.0	107.8	107.8	1.1	0
Hot formed coil springs		3493-121	06/81	106.3	107.3	107.3	.9	0
Locomotive, railroad car, and other helical springs		3493-12116	06/81	107.7	110.7	110.7	2.8	0
Hot formed leaf springs		3493-131	06/81	105.6	106.2	106.2	1.0	0
Replacement leaf springs		3493-13151	06/81	112.6	112.8	112.8	1.8	0
Original equipment leaf springs other than for passenger cars		3493-13158	06/81	98.2	99.2	99.2	.2	0
Cold formed springs		3493-2	06/81	109.6	109.6	109.9	6.1	.3
Valves and pipe fittings	3494		12/82	108.8	108.9	109.7	1.6	.7
Primary products		3494-P	12/82	108.4	108.5	109.4	2.0	.8
Fluid power valves		3494-2	12/82	107.3	108.8	109.2	2.2	.4
Hydraulic valves		3494-212	12/82	105.1	105.8	106.5	1.5	.7
Manually operated directional control valves		3494-21201	12/82	103.9	106.2	106.2	1.5	0
Solenoid operated directional control valves		3494-21202	12/82	97.1	97.1	97.1	.9	0
Other directional control valves		3494-21203	12/82	101.2	101.2	104.2	4.1	3.0
Flow control valves (including check valves)		3494-21205	12/82	108.1	108.1	108.1	2.2	0
Servovalves and combination valves		3494-21206	12/82	108.9	(³)	(³)	(³)	(³)
Other hydraulic valves		3494-21207	12/82	113.8	113.8	113.8	-1.5	0
Pneumatic valves		3494-224	12/82	112.3	115.4	115.4	3.7	0
Pressure control valves		3494-22403	12/82	113.0	113.0	113.0	1.3	0
Other pneumatic valves		3494-22405	12/82	111.6	113.6	(³)	(³)	(³)
Metal valves for piping systems and equipment, except plumbing and heating valves		3494-3	12/82	105.4	104.4	105.2	.7	.8
Gates, globes, angles, checks, etc.		3494-312	12/82	105.5	103.8	105.1	2.1	1.3
Water works or municipal valves (IBBM, AWWA, UL)		3494-31201	12/82	118.3	112.7	112.7	-1.7	0
Fire hydrants		3494-31202	12/82	130.1	126.0	126.0	1.4	0
Iron valves (excluding IBBM, AWWA, UL)		3494-31203	12/82	110.2	110.0	111.1	1.8	1.0
Cast carbon steel valves (all pressures)		3494-31204	12/82	92.6	91.6	94.9	2.2	3.6
Forged carbon steel valves (all pressures)		3494-31205	12/82	85.3	88.9	87.5	2.6	-1.6
Brass and bronze valves (125 lb w.s.p. and over)		3494-31207	12/82	110.2	107.1	107.9	-3	.7
Cast alloy steel valves, including stainless		3494-31208	12/82	103.5	101.3	101.3	6.9	0
Pop safety valves and relief valves (over 15 lb w.s.p.)		3494-349	12/82	118.0	118.0	118.0	1.9	0
Ball valves, all metals, pressures, and types		3494-363	12/82	103.4	101.1	101.5	-1.8	.4
Iron and steel ball valves		3494-36301	12/82	104.9	102.0	102.2	-1.9	.2
Brass and bronze ball valves		3494-36302	12/82	98.3	98.3	99.5	-1.2	1.2
Butterfly valves, all metals, pressures, and types		3494-367	12/82	97.9	97.7	97.7	-.8	0
Iron butterfly valves, including ductile		3494-36701	12/82	99.7	99.1	99.1	-1.4	0
Steel (cast and fabricated) butterfly valves		3494-36702	12/82	96.5	96.5	96.5	-.2	0
Plug valves, all metals, pressures, and types		3494-375	12/82	105.6	105.7	105.7	-2.5	0
Iron plug valves, including ductile		3494-37501	12/82	99.6	100.0	100.0	-3.6	0
Carbon steel plug valves		3494-37502	12/82	104.4	103.7	103.7	-5.0	0
Other alloy plug valves, including alloy steel		3494-37503	12/82	115.3	116.7	116.7	3.9	0
Other metal valves and specialties		3494-398	12/82	105.3	106.1	106.1	-1.6	0
Plumbing and heating valves and specialties, excluding plumbers' brass goods		3494-4	12/82	107.8	107.8	109.4	3.2	1.5
Other plumbing and heating valves 15 lb w.s.p. and under		3494-419	12/82	102.3	102.3	105.0	2.9	2.6
Automatic regulating and control valves		3494-5	12/82	113.3	113.3	115.0	3.0	1.5
Pneumatic actuated control valves		3494-505	12/82	116.2	116.2	116.2	2.8	0
Self-contained direct actuated pressure regulator valves		3494-531	12/82	115.0	115.0	115.0	1.2	0
Flow regulator valves for gas, vapors, or liquids		3494-545	12/82	111.2	111.2	111.2	.4	0
Other regulator valves		3494-548	12/82	110.7	110.7	114.1	3.3	3.1
Solenoid valves		3494-6	12/82	123.2	123.1	123.1	1.6	0
Solenoid valves		3494-655	12/82	123.2	123.1	123.1	1.6	0
Metal fittings, flanges, and unions for piping systems		3494-7	12/82	108.7	110.2	111.4	4.2	1.1
Forged carbon steel fittings, flanges, and unions		3494-723	12/82	102.3	101.7	104.7	1.5	2.9
Threaded type		3494-72302	12/82	105.3	103.7	107.2	3.8	3.4
Butt-welding type (flanges only)		3494-72303	12/82	110.8	110.8	(³)	(³)	(³)
Butt-welding type (fittings only)		3494-72304	12/82	(³)	(³)	(³)	(³)	(³)
Stainless and alloy steel fittings, flanges, and unions		3494-725	12/82	101.1	101.1	101.1	0	0
Socket-weld and threaded type		3494-72501	12/82	92.6	(³)	92.6	0	(³)
Butt-welding type		3494-72502	12/82	107.1	107.1	107.1	0	0
Pipe hangers and supports, excluding metal framing		3494-731	12/82	86.5	(³)	(³)	(³)	(³)
Pipe couplings		3494-785	12/82	99.7	102.7	101.9	5.2	-.8
All other metal fittings and unions for piping systems		3494-798	12/82	94.0	94.0	93.9	-6.2	-1
Fluid power hose and tube fittings		3494-8	12/82	108.0	109.1	109.4	1.5	.3
Fittings for metal and plastic tubing		3494-815	12/82	107.0	107.9	109.4	2.7	1.4
Hose end fittings and hose assemblies for fluid power systems		3494-841	12/82	108.6	109.6	109.5	.9	-1
Other hose connectors		3494-84104	12/82	109.5	109.5	109.5	.2	0
Parts and components for valves and pipe fittings (sold separately)		3494-9	12/82	117.7	117.7	117.7	.4	0
Secondary products and miscellaneous receipts		3494-SM						
Miscellaneous receipts		3494-M	12/82	82.4	82.4	82.4	-.7	0
Secondary products		3494-S	12/82	122.7	122.7	123.0	0	.2
Wire springs	3495		12/82	105.7	106.1	106.1	2.0	0
Primary products		3495-P	12/82	105.4	105.9	105.9	2.2	0
Precision mechanical springs		3495-2	12/82	111.3	112.6	112.6	6.1	0
Compression type shipments to O.E.M.		3495-212	12/82	115.1	115.1	115.1	8.3	0
Automotive		3495-21211	12/82	102.9	102.9	102.9	0	0

See footnotes at end of table.

Table 5. Producer price indexes for the net output of selected industries and their products—Continued

Industry and product ¹	Industry code	Product code	Index base	Index			Unadjusted percent change to Sep. 1987 from —	
				May 1987 ²	Aug. 1987 ²	Sep. 1987 ²	Sep. 1986	Aug. 1987
Wire springs—Continued								
Electronics		3495-21213	12/82	191.3	191.3	191.3	68.2	0
Other machinery		3495-21215	12/82	117.0	117.0	117.0	2.0	0
Consumer goods		3495-21217	12/82	103.0	103.0	(³)	(³)	(³)
Other		3495-21219	12/82	104.2	104.2	104.2	-5	0
Compression type, other shipments		3495-214	12/82	104.5	112.4	112.4	7.6	0
Extension type		3495-215	12/82	102.6	105.9	105.8	2.9	-1
Torsion type		3495-217	12/82	112.0	112.0	112.0	1.3	0
Other wire springs		3495-3	12/82	101.0	101.0	101.0	-7	0
Spring units for box springs, innerspring mattresses, and dual purpose sleep furniture		3495-317	12/82	100.6	(³)	(³)	(³)	(³)
Valve springs		3495-321	12/82	99.8	99.8	99.8	0	0
Other wire springs		3495-398	12/82	101.3	101.3	101.3	0	0
Secondary products and miscellaneous receipts		3495-SM						
Secondary Products		3495-S	12/82	109.0	107.8	107.8	-6	0
Miscellaneous fabricated wire products	3496		12/82	105.1	104.9	105.3	.5	.4
Primary products		3496-P	12/82	105.1	104.6	104.9	0	.3
Noninsulated ferrous wire rope, cable and strand		3496-1	12/82	102.5	102.4	103.6	.6	1.2
Steel wire rope and cable		3496-111	12/82	99.5	99.5	99.5	-8	0
Ferrous wire cloth and other ferrous woven wire products		3496-4	12/82	105.4	105.4	105.4	2.2	0
Insect wire screening		3496-411	12/82	99.9	99.9	99.9	-1	0
Steel fencing and fence gates		3496-6	12/82	106.3	103.8	104.2	-2.0	.4
Chain link fencing		3496-613	12/82	105.7	103.3	103.6	-2.0	.3
Steel nails, spikes, brads, staples and tacks		3496-7	12/82	108.8	105.9	107.3	-2.6	1.3
Bright nails		3496-711	12/82	128.4	123.6	122.8	-6.0	-6
Other ferrous fabricated wire products		3496-8	12/82	105.6	105.5	105.4	0	-1
Wire chain, tire		3496-841	12/82	109.8	109.8	98.1	(³)	-10.7
Wire carts		3496-873	12/82	107.8	106.9	107.1	-1	.2
Wire cages		3496-875	12/82	101.9	103.1	103.1	1.2	0
Other ferrous wire products		3496-898	12/82	103.1	103.0	103.3	.2	.3
Secondary products and miscellaneous receipts		3496-SM						
Secondary products		3496-S	12/82	104.4	105.7	108.0	4.7	2.2
Metal foil and leaf	3497		12/84	97.5	96.5	96.4	-4.1	-1
Primary products		3497-P	12/84	96.4	96.8	96.7	-2.7	-1
Converted unmounted aluminum foil packaging products, plain, printed, or coated (unlaminated)		3497-1	12/84	(³)	(³)	(³)	(³)	(³)
Semirigid foil containers		3497-133	12/84	(³)	(³)	(³)	(³)	(³)
Bakery goods		3497-13311	12/84	(³)	(³)	(³)	(³)	(³)
Laminated aluminum foil rolls and sheets for flexible packaging uses		3497-2	12/84	95.8	96.0	96.0	-1	0
Polyethylene coated or laminated, foil and paper combination		3497-215	12/84	96.7	96.7	96.7	(³)	0
Other foil and paper combinations		3497-216	12/84	95.3	95.8	95.7	-7	-1
Non-food products		3497-21614	12/84	99.2	100.4	100.3	1.5	-1
Converted unmounted aluminum foil for nonpackaging applications		3497-3	12/84	101.3	102.1	101.7	.4	-4
Unmounted or coated (plain or printed)		3497-352	12/84	103.0	105.1	104.1	1.1	-1.0
Other metal foil and leaf		3497-4	12/84	95.3	96.3	96.0	-6.3	-3
Other metal foil and leaf including composition (combination of two or more metals)		3497-411	12/84	95.3	96.3	96.0	-6.3	-3
Secondary products and miscellaneous receipts		3497-SM						
Secondary products		3497-S	12/84	101.7	(³)	(³)	(³)	(³)
Fabricated pipe and fabricated pipe fittings	3498		06/81	111.6	114.3	113.9	4.1	-3
Primary products		3498-P	06/81	110.3	112.4	111.9	1.9	-4
Iron and steel pipe, tube, and fittings		3498-1	06/81	109.7	111.7	111.4	1.6	-3
Iron and steel pipe and pipe fittings (including custom work for contractors)		3498-101	06/81	106.9	106.4	106.5	.2	.1
Petrochemical, papermill, and water sewage treatment		3498-10111	12/86	100.0	98.8	98.9	(³)	.1
Other iron and steel pipe and fittings		3498-10114	06/81	111.1	111.6	111.6	1.5	0
Iron and steel tubing and fittings		3498-102	06/81	113.8	119.6	118.6	3.6	-8
Welded tubing		3498-10203	06/81	113.2	117.3	116.1	.3	-1.0
Other iron and steel tubing and fittings		3498-10204	01/82	134.3	145.5	145.5	(³)	0
Nonferrous pipe, tube, and fittings		3498-5	06/81	115.0	117.5	116.3	(³)	-1.0
Aluminum and aluminum base alloy pipe, tube, and fittings		3498-501	06/81	112.1	113.2	112.2	1.4	-9
Other nonferrous pipe, tube, and fittings		3498-503	06/81	112.3	113.5	111.6	(³)	-1.7
Secondary products and miscellaneous receipts		3498-SM						
Secondary products		3498-S	04/82	99.4	99.4	99.8	(³)	.4
Fabricated metal products, n.e.c.	3499		06/85	102.0	102.6	102.7	1.9	.1
Primary products		3499-P	06/85	101.8	102.3	102.4	2.1	.1
Safes and vaults		3499-1	06/85	106.3	106.3	106.3	3.0	0
Safes and chests		3499-101	06/85	107.7	107.7	107.7	1.7	0
All other bank and security vaults and equipment		3499-198	06/85	104.6	104.6	104.6	3.6	0
Metal strapping		3499-3	06/85	97.7	98.3	98.0	1.7	-3
Metal strapping		3499-357	06/85	97.7	98.3	98.0	1.7	-3
All other fabricated metal products		3499-4	06/85	101.7	102.3	102.4	2.0	.1
Metal ladders		3499-401	06/85	95.0	100.7	101.0	2.3	.3
All other metal ladders		3499-40147	06/85	98.8	100.6	101.4	1.1	.8
Permanent magnets, except ceramic		3499-455	06/85	101.0	100.7	100.7	1.2	0
Metal spools and reels		3499-475	06/85	106.4	106.4	106.4	2.4	0

See footnotes at end of table.

Table 5. Producer price indexes for the net output of selected industries and their products—Continued

Industry and product ¹	Industry code	Product code	Index base	Index			Unadjusted percent change to Sep. 1987 from —	
				May 1987 ²	Aug. 1987 ²	Sep. 1987 ²	Sep. 1986	Aug. 1987
Fabricated metal products, n.e.c.—Continued								
Other fabricated metal products		3499-498	06/85	101.7	102.1	102.2	1.8	0.1
Secondary products and miscellaneous receipts		3499-SM						
Miscellaneous receipts		3499-M	06/85	103.8	(³)	(³)	(³)	(³)
Secondary products		3499-S	06/85	102.8	104.0	104.0	1.9	0
Machinery, except electrical	35		12/84	103.0	103.2	103.4	1.2	.2
Engines and Turbines	351		12/84	102.6	102.5	103.0	1.1	.5
Turbines and turbine generator sets	3511		06/82	111.6	110.7	112.6	4.5	1.7
Primary products		3511-P	06/82	110.0	108.8	110.7	4.0	1.7
Steam, gas, and hydraulic turbine generator set units and parts		3511-1	06/82	(³)	103.2	105.1	3.3	1.8
Parts for generator sets, including complete generators designed for turbine drive		3511-151	05/83	(³)	(³)	(³)	(³)	(³)
Mechanical drive steam, gas, and hydraulic turbines, nonlocomotive steam engines and parts		3511-2	06/82	118.8	115.8	117.9	4.9	1.8
Steam turbines, steam engines and parts		3511-21	06/82	115.3	115.3	115.3	4.9	0
Steam turbines		3511-211	06/82	92.4	(³)	(³)	(³)	(³)
Gas turbines, except aircraft, and parts and accessories		3511-23						
Parts and accessories for gas turbines, except aircraft		3511-235	06/82	137.7	(³)	136.0	13.4	(³)
Secondary products		3511-S	06/82	120.5	(³)	(³)	(³)	(³)
Internal combustion engines, n.e.c.	3519		12/82	104.8	104.9	104.7	-.2	-.2
Primary products		3519-P	12/82	106.0	106.2	105.9	.9	-.3
Gasoline engines, under 11 h.p. (except auto)		3519-1	12/82	104.0	103.9	103.9	.3	0
Gasoline engines, 3.0 - 5.9 h.p.		3519-102	12/82	103.8	103.7	103.7	0	0
Gasoline engines, 6.0 - 10.9 h.p.		3519-103	12/82	103.5	105.1	105.0	1.4	-.1
Gasoline engines, 11 h.p. and over (except auto)		3519-2	12/82	111.4	112.3	111.5	.6	-.7
Gasoline engines, 11 - 60.9 h.p. (except auto)		3519-2A	12/82	106.6	106.9	106.9	.3	0
Gasoline engines, 11 - 14.9 h.p.		3519-211	12/82	102.5	103.2	(³)	(³)	(³)
Gasoline engines, 61 h.p. and over (except auto)		3519-2B	02/83	115.8	117.3	115.8	(³)	-.13
Gasoline engines, 201 h.p. and over		3519-227	02/83	123.1	125.3	123.4	(³)	-.15
Diesel, semidiesel and dual fuel (except auto)		3519-3	12/82	101.1	102.1	102.0	.6	-.1
Diesel, semidiesel and dual fuel, under 151 h.p.		3519-3A	12/82	101.2	101.8	101.8	.6	0
Diesel, semidiesel and dual fuel, 50.9 h.p. and under		3519-301	12/82	98.2	102.6	102.6	4.5	0
Diesel, semidiesel and dual fuel, 151 h.p. and over		3519-3B	12/82	101.1	102.2	102.0	.6	-.2
Diesel, semidiesel and dual fuel, 701 - 1500.9 h.p.		3519-331	12/82	93.1	93.1	93.1	-.24	0
Diesel, semidiesel and dual fuel, 1501 h.p. and over		3519-333	12/82	115.3	(³)	(³)	(³)	(³)
Diesel, semidiesel and dual fuel - automotive		3519-4	12/82	106.6	(³)	106.6	(³)	(³)
Parts and accessories		3519-9	12/82	107.5	107.4	107.8	2.5	.4
Fuel injection systems		3519-916	12/82	113.0	113.0	114.2	5.6	1.1
Other parts and accessories		3519-919	12/82	105.3	105.1	105.2	1.3	.1
Secondary products and miscellaneous receipts		3519-SM						
Miscellaneous receipts		3519-M	12/82	91.6	91.6	92.1	-16.3	.5
Resales		3519-Z89	12/82	87.4	87.4	87.9	-21.4	.6
Secondary products		3519-S	12/82	100.6	100.6	100.6	-.3	0
Other secondary products		3519-SSS	12/82	107.7	107.7	107.7	-1.1	0
Farm and garden machinery and equipment	352		12/84	100.9	100.9	100.9	.4	0
Farm machinery and equipment	3523		12/82	106.1	105.9	106.1	.3	.2
Primary products		3523-P	12/82	106.4	106.2	106.4	.3	.2
Commercial turf and grounds mowing equipment, including parts and attachments		3523-A	12/82	109.5	(³)	107.6	-1.5	(³)
Commercial turf and grounds care equipment, except mowing, including parts and attachments		3523-B	12/82	116.0	116.0	119.1	3.0	2.7
Other commercial turf and grounds care equipment, including seeders, aerators, etc.		3523-B29	12/82	122.0	122.0	122.0	2.7	0
Wheel tractors and attachments, except: contractors' type, lawn and garden, and motor tillers		3523-1	12/82	104.6	104.5	104.5	0	0
Two-wheel drive farm type tractors, including front-wheel assist types		3523-1A	12/82	104.1	104.1	104.1	0	0
120 to 139 pto horsepower		3523-109	12/82	104.2	(³)	(³)	(³)	(³)
140 to 159 pto horsepower		3523-111	12/82	110.5	(³)	(³)	(³)	(³)
Four-wheel drive farm type tractors, including tractors with equal size tires, front and rear		3523-1B	12/82	104.5	(³)	(³)	(³)	(³)
Attachments for wheel tractors farm and nonfarm industrial type		3523-187	12/82	110.2	108.5	(³)	(³)	(³)
Farm dairy machines, sprayers and dusters, farm elevators and farm blowers		3523-2	12/82	110.4	110.7	111.4	3.1	.6
Farm dairy machines and attachments		3523-2A	12/82	118.3	118.3	118.3	.1	0
Sprayers and dusters		3523-2B	12/82	104.4	104.4	104.4	5.5	0
Power sprayers, field and row crop type		3523-22	12/82	103.4	103.4	103.3	1.8	-.1
Tractor mounted		3523-221	12/82	89.0	89.0	88.1	2.7	-1.0
Other than tractor mounted		3523-224	12/82	93.2	93.2	93.4	.2	.2
Farm elevators and blowers		3523-2C	12/82	111.0	111.8	113.9	3.1	1.9
Planting, seeding, and fertilizing machinery		3523-3	12/82	104.6	104.3	104.3	-2.2	0
Planting and seeding machinery		3523-3A	12/82	105.7	105.7	105.7	0	0
Corn planters, corn and cotton planters, and lister planters		3523-316	12/82	101.6	101.6	101.6	0	0
Fertilizing machinery		3523-3B	12/82	103.0	103.1	102.8	-1.5	-.3

See footnotes at end of table.

Table 5. Producer price indexes for the net output of selected industries and their products—Continued

Industry and product ¹	Industry code	Product code	Index base	Index			Unadjusted percent change to Sep. 1987 from —	
				May 1987 ²	Aug. 1987 ²	Sep. 1987 ²	Sep. 1986	Aug. 1987
Farm machinery and equipment—Continued								
Fertilizer distributors, dry (including lime spreaders), gravity distribution (5 ft. and over)		3523-348	12/82	101.7	101.7	101.7	0	0
Manure spreaders, conveyor type		3523-357	12/82	98.2	98.2	98.2	-7.6	0
Manure spreaders, tank type, open and closed		3523-365	12/82	83.5	85.0	85.0	1.8	.0
Manure pumps, liquid		3523-369	01/83	100.8	100.8	100.8	-4.8	0
Front and rear mounted loaders (farm type), manure and general utility		3523-371	12/82	105.8	105.8	105.8	.7	0
Other planting, seeding, and fertilizing machinery		3523-382	12/82	107.0	105.6	(³)	(³)	(³)
Harrows, rollers, pulverizers, stalk cutters, and similar equipment		3523-4	12/82	107.1	107.2	107.6	2.1	.4
Stalk shredders and cutters and rotary mowers		3523-4A	12/82	106.7	106.7	(³)	(³)	(³)
Horizontal blade		3523-418	12/82	107.7	107.7	(³)	(³)	(³)
Harrows and rollers		3523-4B	12/82	108.3	108.4	108.4	1.1	0
Pull type tandem disc harrows		3523-411	12/82	105.8	106.0	(³)	(³)	(³)
Blade terracers and scrapers and land levelers		3523-4C	12/82	106.0	106.0	(³)	(³)	(³)
Harvesting machinery, except hay and straw harvesting combines		3523-5	12/82	108.7	108.8	108.9	.7	.1
Field forage harvesters		3523-5A	12/82	103.1	103.1	103.6	3.0	.5
Field forage harvesters, shear-bar, self-propelled types and pull types		3523-563	12/82	103.1	103.1	103.6	3.0	.5
Combines (harvester-threshers), except peanut combines		3523-511	12/82	111.2	111.2	111.2	.5	0
Other harvesting machinery, including picker-shellers and field shelling attachments		3523-582	12/82	107.8	108.8	108.8	1.1	0
Haying machinery		3523-6	12/82	106.4	(³)	(³)	(³)	(³)
Plows		3523-7	12/82	108.6	108.6	108.6	.5	0
Other plows, except snow plows		3523-788	12/82	104.6	104.6	(³)	(³)	(³)
Farm machinery and equipment, n.e.c., excluding parts		3523-8	12/82	105.4	104.9	105.9	.5	1.0
Cultivators		3523-8A	12/82	109.4	110.6	110.6	1.3	0
Corn and cotton type cultivators (shank and sweep type)		3523-806	12/82	109.0	109.0	(³)	(³)	(³)
Field cultivators		3523-816	12/82	114.5	118.1	(³)	(³)	(³)
Machines for preparing crops for market or use		3523-8B	12/82	103.8	100.8	104.7	2.0	3.9
Feed grinders, feed mixers, and burr mills		3523-826	12/82	107.0	107.0	107.0	1.7	0
Other machines for preparing crops for market or for use		3523-839	12/82	111.3	111.7	111.7	1.9	0
Farm poultry equipment		3523-8C	12/82	105.7	105.7	105.7	0	0
Poultry feeders		3523-855	12/82	107.3	107.3	107.3	0	0
Barn and barnyard equipment		3523-8D	12/82	108.1	108.1	108.1	-1.1	0
Cattle and dairy barn feeding equipment		3523-87	12/82	103.0	103.0	103.0	-4.4	0
Silo unloaders		3523-871	12/82	102.4	102.4	102.4	-6.3	0
Cattle and dairy barn watering equipment, including windmill heads and towers		3523-881	12/82	103.8	103.8	103.8	-3	0
Other barn and barnyard equipment		3523-891	12/82	107.7	107.7	107.7	-9	0
Self-propelled irrigation systems		3523-8E	12/82	100.3	99.2	99.2	-4	0
Self-propelled irrigation systems, center-pivot		3523-893	12/82	99.9	98.6	98.6	-2	0
All other self-propelled irrigation systems		3523-895	12/82	103.1	103.1	(³)	(³)	(³)
Hog equipment		3523-8P	12/82	106.5	105.3	105.3	.3	0
Hog and pig feeding equipment		3523-P12	12/82	109.4	109.4	109.4	-4	0
Farm wagons and other farm transportation equipment		3523-8W	12/82	108.7	111.7	111.7	0	0
Boxes and racks for mounting on wagons, trucks, and trailer gears, manual and gravity unload		3523-W62	03/83	125.5	132.2	132.2	3.0	0
Boxes with integral running gear, grain and forage types		3523-W72	12/82	102.7	104.1	104.1	3.9	0
Other farm transportation equipment		3523-W78	12/82	100.5	100.5	100.5	-5.6	0
Parts for farm machinery and equipment		3523-9	12/82	106.2	105.4	105.4	.8	0
Farm machinery and equipment parts sold to original equipment mfrs.		3523-9A	12/82	104.1	104.1	104.1	.8	0
Farm machinery and equipment parts sold for replacement and repair		3523-9B	12/82	106.9	105.4	105.4	.6	0
Parts for machines for preparing crops for market or use		3523-982	12/82	117.8	119.7	119.7	1.6	0
Parts for planting, seeding, and fertilizing machinery		3523-991	12/82	108.5	110.3	110.3	1.1	0
Parts for plows		3523-993	12/82	100.7	101.1	(³)	(³)	(³)
Parts for harvesting machinery		3523-994	12/82	108.7	99.7	99.7	-5.9	0
Operator cabs for farm equipment		3523-9C	12/82	114.4	114.4	114.4	2.7	0
Secondary products and miscellaneous receipts		3523-SM						
Miscellaneous receipts		3523-M	12/82	98.9	98.4	98.7	2.3	.3
Resales		3523-Z89	12/82	98.8	98.2	98.5	2.5	.3
Secondary products		3523-S	12/82	105.6	105.7	105.7	-2	0
Other secondary products		3523-SSS	12/82	104.6	104.7	104.7	.2	0
Lawn and garden equipment		3524-S	12/82	117.8	117.8	(³)	(³)	(³)
Construction machinery and equipment		3531-S	12/82	103.4	103.4	103.4	-1.5	0
Lawn and garden equipment	3524		12/82	105.5	106.4	105.6	1.1	-8
Primary products		3524-P	12/82	106.5	107.3	106.6	1.1	-7
Consumer nonriding lawn, garden, and snow equipment		3524-1	12/82	104.7	105.5	105.3	.1	-2
Lawn mowers		3524-11	12/82	103.6	103.9	104.0	-1	-1
Rotary, push type, gasoline engine powered		3524-111	12/82	105.5	106.0	105.9	-5	-1
Rotary, self-propelled, gasoline engine powered		3524-112	12/82	99.4	99.4	99.4	.3	0
Rotary garden (motor) tillers		3524-121	12/82	107.7	107.7	107.7	0	0
Snow throwers (snow blowers), except attachment types		3524-14	12/82	105.7	105.7	105.7	.0	.0
Dual stage		3524-142	06/83	106.7	106.7	106.7	0	0
Powered lawn edger/trimmers		3524-15	12/82	103.5	106.2	(³)	(³)	(³)
Fixed blade, gasoline engine or electric powered		3524-154	12/82	107.0	109.0	(³)	(³)	(³)
Other consumer nonriding lawn, garden, and snow equipment		3524-19	12/82	107.5	109.2	110.4	2.3	1.1
All other equipment, incl. powered hedge trimmers, 2 wheel walking tractors, and lawn sweepers		3524-194	12/82	108.4	110.4	112.0	2.8	1.4

See footnotes at end of table.

Table 5. Producer price indexes for the net output of selected industries and their products—Continued

Industry and product ¹	Industry code	Product code	Index base	Index			Unadjusted percent change to Sep. 1987 from —	
				May 1987 ²	Aug. 1987 ²	Sep. 1987 ²	Sep. 1986	Aug. 1987
Lawn and garden equipment—Continued								
Parts and attachments for consumer nonriding lawn, garden, and snow equipment		3524-3	12/82	113.7	114.7	114.7	1.5	0
Attachments		3524-311	12/82	115.1	118.2	118.2	2.0	0
Consumer riding lawn, garden, and snow equipment		3524-4	12/82	115.2	116.3	113.8	2.5	-2.1
Garden tractors		3524-41	12/82	121.1	122.4	117.9	2.2	-3.7
10.0 hp to 13.9 hp		3524-413	01/83	105.0	104.3	103.0	-1	-1.2
16.0 hp and over		3524-417	12/82	122.1	125.1	115.7	1.7	-7.5
Lawn tractors and riding mowers		3524-42	12/82	111.4	112.5	111.6	3.0	-8
Front engine lawn tractors and riding mowers		3524-421	12/82	111.0	111.9	110.6	4.0	-1.2
10.0 hp and over		3524-42113	12/82	107.0	107.1	108.7	4.1	1.5
Rear engine lawn tractors and riding mowers		3524-422						
6.0 hp and over		3524-42213	12/82	112.1	113.5	113.3	1.3	-2
Parts and attachments for consumer riding lawn, garden, and snow equipment		3524-5						
Attachments		3524-517	12/82	111.6	112.1	113.5	3.7	1.2
Secondary products and miscellaneous receipts		3524-SM						
Miscellaneous receipts		3524-M	12/82	108.2	109.6	105.5	1.5	-3.7
Resales		3524-Z89	12/82	108.2	109.6	105.5	1.5	-3.7
Secondary products		3524-S	12/82	93.5	95.5	95.1	1.3	-4
Construction, mining, and materials handling machinery and equipment								
	353		12/84	102.0	102.5	102.5	1.1	0
Construction machinery								
	3531		12/80	122.5	122.8	122.9	1.7	.1
Primary products		3531-P	12/80	120.4	120.5	120.6	2.6	.1
Off hwy wheel tractors		3531-1						
Off hwy wheel tractors, including wheeled log skidders and rubber-tired dozers		3531-101	12/80	126.7	128.5	128.5	2.0	0
Tracklaying tractors		3531-2	12/80	121.4	121.4	121.4	5.1	0
Parts/ attach. for tracklaying tractors, off-hwy wheel tractors, tractor shovel loaders		3531-3	12/80	114.6	114.6	114.6	(³)	0
Parts/ attach. for tracklaying tractors, off-hwy wheel tractors, tractor shovel loaders		3531-305	12/80	114.6	114.6	114.6	(³)	0
Power cranes, excavators, and draglines, incl. parts/ attach		3531-4	12/80	123.8	124.1	124.1	3.4	0
Cranes		3531-4A	06/86	103.8	103.8	103.8	3.8	0
Cable operated cranes		3531-41103	12/80	131.0	131.0	131.0	5.2	0
Hydraulic cranes		3531-41104	12/80	127.6	127.6	127.6	2.7	0
Miscellaneous cranes, incl. walking draglines		3531-41105	12/80	126.7	(³)	(³)	(³)	(³)
Excavators		3531-411	06/86	103.4	104.1	104.1	4.1	0
Hydraulic operated excavators		3531-41102	12/80	127.0	128.1	128.1	5.5	0
Front end attachments for power cranes, draglines, and excavators		3531-481	12/80	133.1	133.1	133.1	1.6	0
Parts for power cranes, draglines, and excavators		3531-485	12/80	112.1	112.6	112.6	.7	0
Mixers, pavers, and related equip. excl. parts		3531-6	12/80	111.6	111.6	111.6	.9	0
Concrete equipment		3531-611	06/86	103.7	103.7	103.7	2.2	0
Mixers		3531-61101	06/86	103.4	103.4	103.4	1.7	0
Other concrete equipment, incl. concrete vibrators and pumps		3531-61104	06/86	103.2	(³)	(³)	(³)	(³)
Bituminous equipment		3531-622	06/86	99.8	99.8	99.8	.1	0
Other bituminous equip. incl. reclaimers/planers and stab. mixers		3531-62204	06/86	99.3	99.3	99.3	-.7	0
Tractor shovel loaders excluding parts/ attachments		3531-7	12/80	131.7	132.0	132.1	3.3	.1
Wheel type		3531-711	06/86	103.6	103.8	103.9	3.3	.1
Wheel shovel loader, 4 wheel dr., up to 3 1/2 cu. yd. capacity		3531-71101	12/80	136.7	137.0	137.3	1.8	.2
Skid steer, 4 wheel drive		3531-71104	06/86	98.0	98.8	98.8	-1.2	0
Scrapers, graders, rollers, off-hwy trucks/haulers, and attach. for mounting		3531-8	12/80	113.9	113.9	114.3	3.5	.4
Motor graders, light maintainers		3531-821	06/86	105.2	105.4	105.5	5.5	.1
Rollers, all types incl. self-propelled vibratory compactors		3531-831	12/80	136.1	136.4	137.5	2.7	.8
Construction machinery for mounting on tractors, shovel loaders, etc. All other machinery for mounting incl. forklifts, logging arches, sidebooms, pipehandlers, etc.		3531-841	06/86	102.4	102.3	102.3	2.6	0
Off-hwy equipment		3531-851	06/86	102.4	102.4	103.1	3.2	.7
Miscellaneous constr. mach./equip., incl. other constr. machinery parts		3531-9	12/80	117.4	117.4	117.6	0	.2
Parts/ attachments for constr. mach./ equip. excl. cranes, draglines, shovels, tractors		3531-9A	06/86	99.5	99.4	99.4	-.8	0
Sold to o.e.m.		3531-98411	12/80	114.1	114.1	114.1	(³)	0
Sold for replacement/repair		3531-98611	12/80	109.1	108.9	108.9	-.1	0
Miscellaneous construction machinery and equipment		3531-911	06/86	99.7	99.9	100.2	1.1	.3
Portable crushing, screening, or washing plants and combinations ...		3531-91105	12/80	132.8	132.8	132.8	2.6	0
Snow clearing attachments for mounting		3531-91106	12/80	114.8	112.5	113.3	1.8	.7
Other excavating and road construction machinery		3531-91107	12/80	108.0	(³)	(³)	(³)	(³)
All other miscellaneous construction machinery		3531-91108	06/86	100.1	101.0	101.6	1.8	.6
Secondary products and miscellaneous receipts		3531-SM						
Miscellaneous receipts		3531-M	12/80	150.6	151.7	151.7	5.4	0
Resales		3531-Z89	08/84	109.3	110.2	110.2	6.4	0
Secondary products		3531-S	12/80	133.7	133.7	133.7	-9.7	0
Other secondary products		3531-SSS	06/86	88.1	88.1	88.1	-12.1	0
Mining machinery and equipment								
	3532		06/81	112.8	112.7	112.8	.6	.1
Primary products		3532-P	06/81	114.2	113.9	114.0	-.2	.1
Underground mining machinery		3532-5	06/81	120.4	120.9	120.8	-.7	-.1

See footnotes at end of table.

Table 5. Producer price indexes for the net output of selected industries and their products—Continued

Industry and product ¹	Industry code	Product code	Index base	Index			Unadjusted percent change to Sep. 1987 from —	
				May 1987 ²	Aug. 1987 ²	Sep. 1987 ²	Sep. 1986	Aug. 1987
Mining machinery and equipment—Continued								
Loading machines, underground mine		3532-562						
Shovel type, including scoops, shovels, buckets, slusher types and all others		3532-56236	06/81	106.2	106.2	106.2	-5.3	0
Mineral classifying, flotation, separating, concentrating, cleaning, clarifying equipment		3532-6	06/81	125.2	125.2	125.2	.6	0
All other mineral beneficiation machinery and equipment, n.e.c.		3532-671	06/81	126.2	126.2	126.2	.7	0
Crushing, pulverizing, and screening machinery		3532-7	06/81	117.0	117.7	117.7	2.0	0
Crushers, stationary types, including crushers mounted on skids		3532-727	06/81	130.9	130.9	130.9	3.2	0
Screens, vibrating, trommel, mine type		3532-755	06/81	107.3	107.3	107.3	-3.9	0
Drills and other mining machinery, except parts		3532-8	06/81	110.3	111.2	111.2	2.2	0
Other drills, tools and supplies for drills (sold separately)		3532-863	06/81	105.6	107.2	107.2	1.5	0
Parts and attachments for mining machinery and equipment		3532-9	06/81	108.8	107.2	107.4	-1.5	.2
Parts and attachments for mining machinery sold separately, excluding drills		3532-975	06/81	111.3	109.6	109.9	-2.5	.3
Percussion rock drill bits		3532-989	06/81	96.9	95.9	95.9	4.8	0
Secondary products and miscellaneous receipts		3532-SM						
Miscellaneous receipts		3532-M	06/81	110.0	110.4	110.3	4.8	-.1
Resales		3532-Z89	06/81	114.1	114.7	114.6	6.8	-.1
Secondary products		3532-S	06/81	104.8	105.4	105.3	1.0	-.1
Construction machinery		3531-S	06/81	107.7	107.7	107.7	.1	0
Other secondary products		3532-SSS	06/81	101.6	102.5	102.4	1.5	-.1

See footnotes at end of table.

Table 5. Producer price indexes for the net output of selected industries and their products—Continued

Industry and product ¹	Industry code	Product code	Index base	Index			Unadjusted percent change to Sep. 1987 from —	
				May 1987 ²	Aug. 1987 ²	Sep. 1987 ²	Sep. 1986	Aug. 1987
Oilfield and gasfield machinery and equipment	3533		12/80	118.9	119.5	119.3	2.8	-0.2
Primary products		3533-P	12/80	116.3	115.5	116.1	-2	.5
Rotary oilfield and gasfield drilling machinery and equipment		3533-1	12/86	100.8	101.4	102.1	(³)	.7
Rotary drilling surface equipment		3533-11	12/86	99.9	99.9	101.7	(³)	1.8
Elevators, spiders, slips, hooks, links, connectors		3533-115	12/80	119.0	119.0	126.2	-2.8	6.1
Well control equipment (blow-out preventers)		3533-117	12/80	134.5	(³)	134.5	0	(³)
Other rotary drilling surface machinery and equipment including kelly joints		3533-121	12/86	99.4	99.4	104.1	(³)	4.7
Rotary drilling subsurface equipment		3533-14	12/86	101.6	102.7	102.5	(³)	-2
Bits		3533-141	12/80	126.7	129.7	129.4	10.6	-2
Tungsten-carbide insert bits		3533-14101	12/80	120.9	125.9	125.9	8.5	0
Steel-toothed bits		3533-14102	12/80	131.2	131.2	131.2	12.9	0
Other bits, including diamond bits		3533-14103	12/80	132.0	132.0	129.9	-1.6	-1.6
Other subsurface drilling equipment		3533-149	12/86	98.1	95.8	95.8	(³)	0
Other subsurface drilling equipment including subsea drilling risers		3533-14903	12/86	96.8	92.9	92.9	(³)	0
Other oilfield and gasfield drilling machinery and equipment and parts		3533-2	12/86	102.0	98.8	99.4	(³)	.6
Oilfield and gasfield production machinery and equipment		3533-3	12/80	110.2	110.2	111.0	-2.9	.7
On-land and offshore bottom support wellhead equipment		3533-31	12/80	120.1	119.9	121.8	.3	1.6
Casing and tubing heads and supports		3533-313	12/86	100.5	101.6	101.6	(³)	0
Rodlifting machinery and equipment - surface and subsurface		3533-35	12/80	85.2	85.2	85.2	-15.5	0
Sucker rods		3533-357	12/80	78.0	78.0	78.0	1.2	0
Permanent packers and accessories		3533-362	12/80	143.1	136.8	136.6	-2.3	-1
Retrievable packers and accessories		3533-363	12/80	135.1	140.9	144.7	5.1	2.7
Separating, metering, and treating equipment for oil and gas (located on well site)		3533-371	12/80	103.5	103.5	103.5	-2	0
Parts for oil and gas field production machinery and tools, sold separately		3533-382	12/86	99.8	99.4	99.4	(³)	0
Other oil and gas field production machinery and tools		3533-398	12/86	100.0	100.0	100.0	(³)	0
Drilling rigs		3533-5	12/86	100.0	100.0	100.0	(³)	0
Rotary wheel-mounted drilling and well-servicing rigs		3533-522	12/80	107.3	107.3	107.3	0	0
Oilfield and gasfield derricks and well surveying machinery		3533-9	12/86	100.3	92.7	92.7	(³)	0
Well surveying machinery and equipment		3533-931	12/80	97.9	97.9	97.9	.7	0
Secondary products and miscellaneous receipts		3533-SM						
Miscellaneous receipts		3533-M	12/80	144.3	153.5	147.8	22.5	-3.7
Other miscellaneous receipts		3533-X98	12/80	129.0	129.0	129.0	0	0
Resales		3533-Z89	09/86	139.7	151.4	144.1	44.1	-4.8
Secondary products		3533-S	12/80	112.1	113.1	112.7	1.1	-4
Valves and fittings		3494-S	12/86	97.8	103.0	101.1	(³)	-1.8
Other secondary products		3533-SSS	12/80	114.0	113.8	113.8	.9	0
Pumps and pumping equipment		3561-S	12/80	106.4	106.4	106.4	0	0
Elevators and moving stairways	3534		06/81	111.7	111.7	111.7	.6	0
Primary products		3534-P	06/81	110.3	110.4	110.4	.9	0
Elevators and moving stairways, parts and attachments		3534-1	06/81	109.8	109.9	109.9	.9	0
Geared electric passenger elevators, except residence lifts		3534-105	06/81	103.6	103.4	103.4	.5	0
Hydraulic passenger elevators		3534-112	06/81	105.1	104.0	104.0	-7	0
Freight elevators		3534-114	06/81	141.0	141.0	141.0	1.2	0
Electric freight elevators		3534-11413	06/81	192.1	192.1	192.1	2.1	0
Other non-farm elevators, including sidewalk elevators, dumbwaiters, etc.		3534-196	06/81	121.0	121.8	121.8	4.5	0
Parts and attachments for elevators and moving stairways (sold separately)		3534-197	06/81	134.0	136.5	136.5	2.7	0
Automobile lifts, parts and attachments		3534-2	06/81	114.8	114.8	114.8	0	0
Automobile lifts		3534-231	06/81	114.8	114.8	114.8	0	0
Conveyor and conveying equipment	3535		06/84	103.3	103.6	103.8	1.2	.2
Primary products		3535-P	06/84	103.3	103.5	103.8	1.3	.3
Unit handling conveyors and conveying systems, except hoists and farm elevators		3535-3	06/84	103.2	103.4	103.4	1.0	0
Gravity conveyors (skate wheel and roller)		3535-311	06/84	101.8	101.8	102.3	1.8	.5
Trolley conveyors (overhead systems)		3535-312	06/84	104.6	104.6	104.6	1.2	0
Tow conveyors (underfloor systems)		3535-313	08/84	102.3	106.8	105.4	3.4	-1.3
Powered conveyors (belt and roller)		3535-314	06/84	101.4	101.6	101.5	.6	-1
Light to medium duty		3535-31411	06/84	102.2	102.6	102.5	1.0	-1
Heavy duty		3535-31412	06/84	100.0	100.0	(³)	(³)	(³)
All other conveyors, such as pallet		3535-317	06/84	108.9	108.6	108.1	0	-5
Parts and accessories for unit handling conveyors and conveying systems (sold separately)		3535-4	06/84	108.7	109.3	109.3	.6	0
Parts and accessories for unit handling conveyors and conveying systems (sold separately)		3535-411	06/84	108.7	109.3	109.3	.6	0
Bulk material handling conveyors and conveying systems, except hoists and farm elevators		3535-5	06/84	102.4	102.9	103.2	1.7	.3
Conveyors and elevators		3535-511	06/84	101.8	102.4	102.8	1.5	.4
Belt conveyors and systems		3535-51111	06/84	101.7	102.6	103.4	2.1	.8
Bucket elevators		3535-51113	06/84	104.5	104.9	104.9	3.0	0
En masse conveyors		3535-51116	06/84	100.0	101.8	101.8	1.8	0
All other conveyors and elevators, such as apron, flight, and drag ...		3535-51118	06/84	100.3	101.0	101.0	.7	0
Loading and storing systems		3535-513	06/84	104.0	104.0	104.2	.6	.2

See footnotes at end of table.

Table 5. Producer price indexes for the net output of selected industries and their products—Continued

Industry and product ¹	Industry code	Product code	Index base	Index			Unadjusted percent change to Sep. 1987 from —	
				May 1987 ²	Aug. 1987 ²	Sep. 1987 ²	Sep. 1986	Aug. 1987
Conveyor and conveying equipment—Continued								
All other, loading and storing systems, such as trippers and centrifugal throwers		3535-51312	06/84	103.5	103.5	103.9	1.6	0.4
Parts and access. for bulk material handling conveyors and conveying systems, sold separately		3535-6	06/84	103.8	103.8	104.7	1.7	.9
Belt conveyor idlers		3535-611	06/84	100.5	100.5	104.1	3.6	3.6
All other parts, attachments, and accessories, sold separately		3535-613	06/84	105.1	105.1	105.1	1.1	0
Secondary products and miscellaneous receipts		3535-SM						
Miscellaneous receipts		3535-M	06/84	101.7	101.7	101.7	.1	0
Secondary products		3535-S	06/84	106.0	106.9	106.9	1.3	0
Hoists, cranes and monorails								
3536			12/84	104.6	105.0	105.3	1.3	.3
Primary products		3536-P	12/84	105.0	105.5	105.9	1.5	.4
Hoists		3536-1	12/84	108.0	108.4	109.0	2.2	.6
Hand chain hoists, ratchet lever, and wire rope pullers		3536-111	12/84	107.6	108.2	109.4	2.9	1.1
Electric chain hoists (roller and link)		3536-113	12/84	105.6	108.1	108.9	3.9	.7
Electric wire rope hoists		3536-116	12/84	108.1	108.1	(³)	(³)	(³)
Other hoists		3536-138	12/84	109.1	109.4	109.4	1.2	0
Parts and attachments for hoists (sold separately)		3536-145	12/84	106.9	106.9	109.3	4.8	2.2
Overhead traveling cranes and monorail systems		3536-2	12/84	101.3	101.9	101.9	.6	0
Cranes, except construction power cranes		3536-21	12/84	101.4	101.7	101.7	.3	0
Electric overhead traveling cranes		3536-212	12/84	101.3	101.7	101.7	.4	0
Single top running bridge type		3536-21207	12/84	99.0	99.0	99.0	0	0
Double top running bridge type		3536-21208	12/84	101.9	102.4	102.4	.5	0
Under running bridge type		3536-21209	12/84	103.4	104.4	104.4	1.0	0
Other overhead traveling cranes		3536-216	12/84	102.2	102.4	102.4	.2	0
Monorail systems		3536-25	12/84	(³)	102.8	(³)	(³)	(³)
Parts and attachments for cranes and monorail systems (sold separately)		3536-26	12/84	101.2	101.4	101.4	.2	0
Secondary products and miscellaneous receipts		3536-SM						
Miscellaneous receipts		3536-M	12/84	104.0	(³)	(³)	(³)	(³)
Resales		3536-Z89	12/84	108.9	(³)	(³)	(³)	(³)
Secondary products		3536-S	12/84	102.0	102.1	102.1	.6	0
Industrial trucks and tractors								
3537			12/79	120.3	120.9	121.2	.5	.2
Primary products		3537-P	12/79	119.0	119.7	120.1	.3	.3
Industrial trucks and tractors, motorized and hand powered		3537-1	12/79	117.5	118.3	118.7	1.1	.3
Internal combustion trucks and tractors		3537-1A	12/79	115.1	116.8	116.7	1.0	-.1
Internal combustion trucks		3537-13	12/79	114.8	116.5	116.4	1.0	-.1
Internal combustion trucks under 6000 lb. capacity		3537-136	12/79	106.2	108.2	108.0	.3	-.2
Internal combustion trucks, 6000 - 14,999 lb. capacity		3537-137	12/79	118.8	120.3	120.3	1.3	0
Internal combustion trucks, over 14,999 lb. capacity		3537-138	12/79	134.0	135.5	135.3	1.7	-.1
Motorized handtrucks		3537-111	12/79	114.3	114.3	116.1	1.6	1.6
Operator-riding electric trucks		3537-123	12/79	111.6	112.3	113.8	2.0	1.3
Other powered trucks and tractors		3537-149	12/86	100.2	100.2	100.2	(³)	0
Handlift trucks, handtrucks, trailers, and dollies		3537-16	12/79	137.9	137.9	138.0	.1	.1
Other handtrucks, trailers, and dollies		3537-165	12/79	133.1	133.1	133.2	.1	-.1
All other industrial trucks and tractors		3537-197	12/86	100.0	100.0	100.0	(³)	0
Parts, attachments, and accessories for industrial trucks and tractors		3537-3	12/86	97.0	97.3	97.3	(³)	0
Secondary products and miscellaneous receipts		3537-SM						
Miscellaneous receipts		3537-M	12/86	105.0	104.0	104.0	(³)	0
Resales		3537-Z89	12/86	101.0	99.3	99.3	(³)	0
Secondary products		3537-S	12/79	130.6	130.6	130.6	.7	0
Metal working machinery and equipment								
354			12/84	104.1	104.5	104.6	1.5	.1
Machine tools, metal cutting types								
3541			06/83	109.7	109.9	110.1	2.3	.2
Primary products		3541-P	06/83	108.9	109.0	109.2	2.4	.2
Boring machines		3541-1	06/83	98.8	99.8	99.8	1.2	0
All boring machines valued at \$2500 each or more		3541-1B	06/83	98.8	99.8	99.8	1.2	0
Drilling machines		3541-2	06/83	105.9	105.9	106.1	.8	.2
All drilling machines valued at \$2500 each or more		3541-2B	06/83	105.0	105.0	105.2	1.0	.2
Multiple spindle drilling machines		3541-261	06/83	106.2	106.2	106.2	1.0	0
All other drilling machines n.e.c.		3541-298	06/83	100.0	100.0	101.8	1.8	1.8
Gear cutting machines		3541-3	06/83	117.4	117.4	117.4	3.7	0
Grinding, polishing, buffing, honing, and lapping machines		3541-4	06/83	117.8	117.3	117.7	4.9	.3
All grinding, polishing, buffing, honing, and lapping machines valued under \$2500		3541-4A	06/83	125.4	125.4	125.4	5.2	0
All grinding, polishing, buffing, honing, and lapping machines valued under \$2500 each		3541-401	06/83	125.4	125.4	125.4	5.2	0
All grinding, polishing, buffing, honing, and lapping machines valued at \$2500 each or more		3541-4B	06/83	117.6	117.0	117.4	4.8	.3
External cylindrical grinding machines		3541-409	06/83	125.5	125.5	125.5	6.7	0
Centerless grinders including shoe type		3541-40916	06/83	133.6	133.6	133.6	2.5	0
All other external cylindrical grinding machines		3541-40919	06/83	123.1	123.1	123.1	8.2	0
Tool and cutter grinding machines		3541-452	07/83	104.8	105.8	105.8	4.3	0
All other grinding machines n.e.c. including thread grinding machines		3541-492	06/83	111.7	(³)	(³)	(³)	(³)
Turning machines, (lathes) all types		3541-5	06/83	97.8	98.6	98.9	1.2	.3

See footnotes at end of table.

Table 5. Producer price indexes for the net output of selected industries and their products—Continued

Industry and product ¹	Industry code	Product code	Index base	Index			Unadjusted percent change to Sep. 1987 from —	
				May 1987 ²	Aug. 1987 ²	Sep. 1987 ²	Sep. 1986	Aug. 1987
Machine tools, metal cutting types—Continued								
Horizontal numerically controlled turning machines, valued at \$2500 each or more		3541-519	06/83	92.3	92.0	92.4	-1.3	0.4
Horizontal spindle numerically controlled turning machines, small		3541-51911	06/83	87.0	87.0	88.0	-2.9	1.1
Horizontal spindle numerically controlled turning machines, medium		3541-51912	06/83	95.8	95.2	95.2	-.7	0
Horizontal spindle numerically controlled turning machines, large		3541-51913	06/83	94.1	94.1	94.7	1.9	.6
Vertical numerically controlled turning machines, valued at \$2500 each or more		3541-528	06/83	90.4	87.8	88.7	-.9	1.0
Non-numerically controlled turning machines		3541-59	06/83	104.5	106.9	107.0	3.6	.1
All lathes (turning machines) valued at \$2500 each or more		3541-59B	06/83	104.5	106.9	107.0	3.6	.1
Engine or toolroom lathes		3541-592	06/83	103.4	107.7	(³)	(³)	(³)
Automatic lathes		3541-594	06/83	105.5	107.4	107.6	3.8	.2
Automatic lathes, single spindle		3541-5941	07/83	99.0	100.1	100.6	11.3	.5
Automatic lathes, multiple spindle		3541-5942	06/83	107.7	109.9	109.9	1.6	0
Bar (screw) machines		3541-59428	06/83	104.0	106.8	106.8	3.8	0
All other horizontal turning machines		3541-595	06/83	99.6	(³)	(³)	(³)	(³)
Milling machines		3541-6	06/83	106.7	106.7	106.7	2.6	0
All milling machines valued at \$2500 each or more		3541-6B	06/83	106.7	106.7	106.7	2.6	0
Other metal cutting type machine tools		3541-7	06/83	113.6	113.1	113.5	2.5	.4
Machining centers		3541-71	06/83	100.0	97.0	98.3	1.4	1.3
Drill, mill, bore, vertical (automatic tool change)		3541-714	06/83	99.6	100.3	98.9	-3.1	-1.4
Y - axis travel 20 inches through 26 inches		3541-71407	06/83	98.7	100.1	97.8	-5.1	-2.3
Drill, mill, bore, horizontal (automatic tool change)		3541-716	06/83	100.8	95.6	98.3	3.5	2.8
Station type machines		3541-732	06/83	121.4	121.4	121.4	2.9	0
Dial or rotary, trunnion and center column		3541-73231	06/83	105.9	(³)	105.9	2.3	(³)
Other metal cutting machine tools		3541-79	06/83	108.6	110.0	110.3	2.5	.3
All other metal cutting machine tools, n.e.c. valued at \$2500 each or more		3541-79B	06/83	108.5	110.2	110.5	2.6	.3
Sawing and cutoff machines		3541-794	06/83	114.0	115.3	115.9	1.5	.5
Band saws		3541-79459	06/83	114.2	116.2	117.0	2.2	.7
All other sawing and cutoff machines		3541-79461	06/83	111.8	111.8	111.8	0	0
Spark erosion, ultrasonic, and electrolytic machines		3541-796	06/83	100.4	101.3	101.3	.9	.0
Miscellaneous metal cutting machine tools		3541-797	06/83	116.9	121.2	122.0	6.4	.7
Parts for metal cutting type machine tools, sold separately, and rebuilt machine tools		3541-9						
Parts for metal cutting type machine tools, sold separately		3541-911	06/83	111.0	111.5	111.5	3.0	0
Secondary products and miscellaneous receipts		3541-SM						
Miscellaneous receipts		3541-M	06/83	108.1	108.1	108.1	2.8	0
Resales		3541-Z89	06/83	108.3	108.3	108.3	2.8	0
Secondary products		3541-S	06/83	116.5	117.2	117.2	1.0	0
Metal forming machine tools								
Primary products	3542	3542-P	06/81	118.1	118.8	119.6	1.8	.7
Punching, shearing, bending, and forming machines		3542-1	06/81	119.5	120.3	121.2	2.0	.7
Bending and forming machinery		3542-131	06/81	114.0	114.8	114.6	1.4	-.2
Press brakes		3542-13113	06/81	112.8	113.6	113.4	1.4	-.2
Other bending and forming machines including folders		3542-13118	12/86	100.0	101.7	101.2	(³)	-.5
Presses, except forging		3542-2	06/81	115.1	116.8	116.8	1.3	0
Mechanical presses		3542-211	06/81	113.9	114.1	114.0	-.3	-.1
Open back inclinable-gap type		3542-21111	06/81	118.1	118.2	118.2	4.3	0
Vertical, straight-sided and arch frame		3542-21112	06/81	111.8	112.5	112.3	-1.9	-.2
Hydraulic presses		3542-212	06/81	118.2	123.8	123.8	4.9	0
Other metal forming machine tools and forging machines		3542-3	06/81	(³)	122.6	122.6	1.6	0
Rebuilt metal forming machine tools and parts for metal forming machine tools		3542-4	06/81	127.4	127.7	131.1	(³)	2.7
Parts for metal forming machine tools		3542-413	06/81	127.5	127.9	131.3	3.7	2.7
Secondary products and miscellaneous receipts		3542-SM						
Secondary products		3542-S	06/81	(³)	(³)	116.7	.2	(³)
Special tools, dies, jigs, fixtures and industrial molds								
Primary products	3544	3544-P	06/81	116.2	116.9	117.1	1.5	.2
Special tools, dies, jigs and fixtures		3544-1	06/81	116.9	117.4	117.8	1.6	.3
Jigs and fixtures, all types		3544-11	06/81	118.0	118.9	119.4	1.7	.4
Gauging and checking types, under 1,000 pounds weight		3544-113	06/81	131.7	134.4	134.4	3.9	0
All other jigs and fixtures (holding, positioning, layout, assembly), under 1,000 pounds		3544-117	06/81	174.3	174.3	174.3	(³)	0
Dies, metal cutting only		3544-12	06/81	101.3	106.8	106.8	8.0	0
Forming and drawing dies		3544-122	06/81	113.2	113.6	114.4	1.1	.7
Forming and drawing dies, 500 pounds weight and under		3544-1E	06/81	116.7	118.1	118.1	1.4	0
Forming and drawing dies, 501 through 3,000 pounds weight		3544-124	06/81	121.1	(³)	(³)	(³)	(³)
Stamping dies, including lamination and blanking dies		3544-1F	06/81	100.0	(³)	(³)	(³)	(³)
Stamping dies, progressive type, high-speed steel		3544-127	06/81	106.3	106.5	106.5	.1	0
Stamping dies, progressive type, other steel including carbide		3544-128	12/86	102.4	102.8	102.8	(³)	0
All other stamping type dies (punch, trim, notch, perforate, etc.)		3544-129	06/81	100.0	100.0	100.0	(³)	0
Components and parts for dies		3544-1K	12/86	108.4	108.4	108.4	-.4	0
Other components and parts for dies, including standard punches, springs, etc.		3544-179	06/81	100.0	(³)	100.0	(³)	(³)
Other specially designed tooling, prototypes, and models		3544-19	10/82	121.5	(³)	121.5	0	(³)
Industrial molds		3544-2	06/81	111.3	111.3	111.3	(³)	0

See footnotes at end of table.

Table 5. Producer price indexes for the net output of selected industries and their products—Continued

Industry and product ¹	Industry code	Product code	Index base	Index			Unadjusted percent change to Sep. 1987 from —	
				May 1987 ²	Aug. 1987 ²	Sep. 1987 ²	Sep. 1986	Aug. 1987
Special tools, dies, jigs, fixtures and industrial molds—Continued								
Metal industrial molds for casting metal		3544-21	06/81	115.0	115.0	115.0	3.0	0
Metal diecasting molds		3544-211	06/81	116.4	116.4	116.4	3.5	0
Metal industrial molds for molding rubber, including tire molds		3544-23						
Metal industrial molds for molding plastic		3544-25	06/81	111.3	111.4	111.4	1.3	0
Metal injection molds for plastic		3544-251	06/81	110.9	111.0	111.0	1.3	0
Components and parts for industrial molds		3544-27	12/86	(³)	(³)	100.0	(³)	(³)
Secondary products and miscellaneous receipts		3544-SM						
Secondary products		3544-S	06/81	108.0	110.2	110.2	2.5	0
Other secondary products		3544-SSS	06/81	106.6	108.8	108.8	2.5	0
Machine tool accessories								
3545			06/83	106.2	106.4	106.5	.6	.1
Primary products		3545-P	06/83	105.9	106.2	106.3	.7	.1
Small cutting tools for machine tools and metalworking machinery		3545-1	06/83	104.5	104.4	104.4	.3	0
Twist drills, gun drills, combined drills, countersinks and counterbores		3545-12	06/83	105.8	105.8	106.3	2.1	.5
Twist drills		3545-121	06/83	105.8	105.8	106.3	2.3	.5
Carbon steel and high speed steel		3545-1211	06/83	106.0	106.0	106.0	2.2	0
1/2 inch and under diameter, straight shank		3545-12117	06/83	108.4	108.4	108.4	2.4	0
Over 1/2 inch diameter, taper shank		3545-12118	06/83	99.1	99.1	99.1	7.4	0
Carbide, solid and tipped, excluding blanks and tips sold separately and masonry drills		3545-12121	09/83	107.2	107.2	112.0	4.5	4.5
Gun drills, combined drills, countersinks and counterbores		3545-122	06/83	106.0	106.0	106.0	1.0	.0
Counterbores, including spot facers, etc., but excluding pilots for interchangeable pilot types		3545-12229	08/83	104.1	104.1	104.1	0	0
Reamers, all types, excluding gun reamers		3545-13	06/83	101.2	101.2	101.2	1.8	0
High speed steel, including blades sold separately		3545-133	06/83	103.9	103.9	103.9	3.7	0
Carbide, solid and tipped, excluding tips and blanks sold separately		3545-136	11/83	97.0	97.0	97.0	-4	0
End mills and milling cutters		3545-15	06/83	106.8	106.4	106.5	-7	.1
End mills, solid and tipped, die sinking contour, router, tracer, hollow mills, etc.		3545-151	06/83	106.5	105.5	105.7	-7	.2
High speed steel		3545-1511	06/83	108.9	107.7	107.9	-8	.2
Carbide, solid and tipped, excluding blades sold separately		3545-1512	09/83	95.5	95.5	95.5	-2	0
Other milling cutters		3545-159	06/83	104.1	104.1	104.1	0	0
High speed steel		3545-15911	06/83	104.1	104.1	104.1	0	0
Single and double point tools and circular form tools		3545-16	06/83	114.7	115.0	115.0	.8	0
Single and double point tools		3545-162	06/83	117.3	117.6	117.6	.9	0
High speed steel		3545-16265	09/83	104.0	(³)	(³)	(³)	(³)
Carbide, solid and tipped, excluding rough blanks and tips and blanks sold separately		3545-16266	06/83	118.5	118.5	118.5	0	0
Other materials		3545-16268	06/83	121.8	124.6	(³)	(³)	(³)
Threading tools		3545-17	06/83	105.1	105.1	105.1	-2	0
Taps, excluding taps in threading sets and screw plates and inserted chaser types		3545-171	06/83	105.4	105.4	105.4	-9	0
High speed steel		3545-1712	06/83	105.2	105.2	105.2	-1.5	0
Ground thread		3545-17122	06/83	105.6	105.6	105.6	-1.7	0
Dies, with two or more thread-forming edges integral with the body		3545-173	06/83	110.1	110.1	110.1	4.3	0
Chasers, single edge thread cutting, circular blade and tangent types, for mounting		3545-175	06/83	101.2	101.5	101.5	1.0	0
Blanks, tips, and inserts		3545-18	06/83	102.0	102.0	102.0	0	0
Molded blanks and tips, including carbide, cast alloy, and ceramic		3545-181	06/83	84.7	84.7	84.7	1.1	0
Inserts, indexable, and throwaway types		3545-182						
Carbide		3545-1821	06/83	108.0	108.0	108.0	-2	0
Precision ground		3545-18213	06/83	108.6	108.6	108.6	.3	0
Pressed to size, including inserts with center holes and with molded chip breakers		3545-18214	06/83	99.8	99.8	99.8	-2.3	0
Other types of cutting tools for machine tools, including rotary burrs, files and spade drills		3545-19	06/83	103.4	103.4	102.1	-4	-1.3
High speed steel		3545-194	06/83	101.7	101.7	101.7	1.1	0
Carbide, solid and tipped, excluding tips and blanks sold separately		3545-198	06/83	101.0	101.0	98.0	-1.7	-3.0
Precision measuring tools (inspection, quality control, tool room, and machinists' tools)		3545-2	06/83	109.9	112.9	112.9	3.1	0
Pneumatic and electronic gauges (manual and automatic)		3545-271	09/83	97.8	100.0	100.0	-3.5	0
Other machinists' precision tools, including dividers		3545-298	06/83	110.6	114.6	114.6	4.3	0
Other attachments and accessories for machine tools and metalworking machinery		3545-3	06/83	109.1	109.4	109.7	0	.3
Tool holders		3545-31	06/83	109.2	109.4	109.3	.7	-.1
Turning tool holders (mechanically clamping for inserts and bits), except box tools		3545-312	06/83	108.2	108.4	108.3	.1	-.1
Boring bars and heads		3545-314	06/83	110.3	110.3	110.3	.6	0
Other tool holders, including other chucks, drill heads, tool posts, turrets, sleeves, etc.		3545-318	06/83	113.1	113.6	113.6	1.0	0
Work holding devices		3545-34	06/83	108.7	108.2	109.1	-9	.8
Other work holding and positioning devices, including vises, mandrels, clamps, stops, etc.		3545-349	06/83	108.7	108.2	109.1	-9	.8
Other attachments and accessories for machine tools and metalworking machinery		3545-398	06/83	109.2	111.7	111.7	.2	0
Secondary products and miscellaneous receipts		3545-SM						
Secondary products		3545-S	06/83	108.9	108.6	108.9	1.9	.3

See footnotes at end of table.

Table 5. Producer price indexes for the net output of selected industries and their products—Continued

Industry and product ¹	Industry code	Product code	Index base	Index			Unadjusted percent change to Sep. 1987 from —	
				May 1987 ²	Aug. 1987 ²	Sep. 1987 ²	Sep. 1986	Aug. 1987
Power driven hand tools	3546		12/80	126.0	126.3	126.4	1.0	0.1
Primary products			12/80	124.1	124.4	124.6	1.1	.2
Power driven hand tools, electric and battery powered		3546-1	12/80	123.1	123.5	123.9	2.0	.3
Circular saws: armature mounted primarily on sleeve bearings		3546-112	12/80	95.0	(³)	95.0	(³)	(³)
Impact wrenches		3546-125	12/80	149.4	149.4	149.4	.5	0
Drills: armature mounted primarily on other than sleeve bearings		3546-182	12/80	127.7	131.9	131.7	3.7	-.2
Over 1/4 inch chuck size to under 1/2 inch		3546-18207	12/80	120.8	126.1	124.8	4.1	-1.0
1/2 inch chuck and over		3546-18209	12/80	(³)	(³)	(³)	(³)	(³)
Grinders, polishers, and circular sanders except bench grinders		3546-183	12/80	148.3	151.0	149.8	1.6	-.8
Right angle grinders, polishers, and circular sanders		3546-18326	12/80	150.1	153.9	152.3	2.3	-1.0
Sanders, except circular		3546-184	12/80	126.0	126.0	127.0	2.0	.8
Belt		3546-18433	12/80	127.4	(³)	(³)	(³)	(³)
Oscillating, reciprocating and vibrating		3546-18434	12/80	124.9	124.9	126.6	2.3	1.4
Circular saws: armature mounted primarily on other than sleeve bearings		3546-185	12/80	117.3	112.7	(³)	(³)	(³)
Between 7 inch and 8 inch blade		3546-18516	12/80	115.9	111.3	(³)	(³)	(³)
Power driven hand tools, pneumatic, hydraulic and powder actuated		3546-2	12/80	131.0	132.5	132.5	2.8	0
Drills, screwdrivers, nutrunners - pneumatic		3546-238	12/80	131.7	135.3	135.3	4.1	0
Grinders, polishers, sanders - pneumatic		3546-243	12/80	136.5	138.7	138.7	6.4	0
Other pneumatic powered hand tools and hydraulic powered hand tools		3546-249	12/80	134.9	134.9	134.9	-.3	0
Parts, attachments, and accessories for pneumatic, hydraulic and powder actuated tools		3546-255	12/80	139.4	139.4	139.4	1.8	0
Secondary products and miscellaneous receipts		3546-SM						
Miscellaneous receipts		3546-M	06/86	100.0	100.0	(³)	(³)	(³)
Resales		3546-Z89	06/86	100.0	100.0	(³)	(³)	(³)
Secondary products		3546-S	12/80	126.5	126.5	126.5	2.3	0
Rolling mill machinery	3547		12/81	110.6	110.6	110.6	0	0
Primary products		3547-P	12/81	113.5	113.5	113.5	0	0
Metalworking machinery, not elsewhere classified	3549		06/83	111.8	112.5	112.5	1.7	0
Primary products		3549-P	06/83	111.8	112.7	112.7	2.3	0
Assembly machines		3549-2	06/83	109.5	112.1	111.0	.5	-1.0
In-line transfer, synchronous		3549-215	11/84	107.6	112.4	109.2	.6	-2.8
In-line transfer, non-synchronous		3549-217	11/84	104.9	109.7	108.8	(³)	-.8
Special purpose and all other types		3549-219	06/83	108.2	108.2	108.2	0	0
Welding and cutting apparatus, except electric		3549-3	06/83	112.4	112.4	112.4	.4	0
Gas welding and cutting equipment		3549-36	06/83	112.3	112.3	112.3	.5	0
Torches, including welding torches and gas air torches		3549-361	08/83	107.8	107.8	107.8	0	0
Other gas welding and cutting equipment, exclude pressure containers, include kits		3549-369	06/83	111.0	111.0	111.0	.2	0
Spare parts, accessories, attachments, adaptors, etc., n.e.c., sold separately		3549-37	06/83	112.6	112.6	112.6	.4	0
Tips		3549-371	06/83	109.3	109.3	109.3	0	0
Cutting tip		3549-37156	06/83	109.3	109.3	109.3	0	0
Regulators, gas pressure		3549-377	06/83	111.2	111.2	111.2	0	0
All others		3549-378	10/83	116.8	116.8	116.8	.9	0
Automotive maintenance equipment		3549-4	06/83	107.7	107.7	107.9	.9	.2
Wheel balancers		3549-422	06/83	98.7	98.7	98.7	0	0
Parts for automotive maintenance equipment		3549-428	06/83	114.3	114.3	115.9	3.6	1.4
All other automotive maintenance equipment		3549-429	06/83	110.6	110.7	111.0	1.6	.3
Other metalworking machinery		3549-5	06/83	115.1	116.2	116.7	4.9	.4
Machines for weaving and wire fabricating and wire drawing machines and draw benches		3549-511	06/83	120.4	121.3	121.6	5.1	.2
Coil handling equipment (conversion or straightening)		3549-541	06/83	111.6	(³)	111.6	1.5	(³)
All other metalworking machinery n.e.c.		3549-598	06/83	114.7	116.6	117.5	7.0	.8
Secondary products and miscellaneous receipts		3549-SM						
Miscellaneous receipts		3549-M	06/83	102.1	102.1	102.1	0	0
Resales		3549-Z89	06/83	104.0	104.0	104.0	0	0
Secondary products		3549-S	06/83	119.0	119.0	118.3	-.3	-.6
Special industry machinery, except metalworking machinery	355		12/84	108.1	108.6	109.0	2.7	.4
Food products machinery	3551		12/83	113.5	114.0	114.2	1.3	.2
Primary products		3551-P	12/83	114.6	115.2	115.3	1.5	.1
Dairy and milk products machinery		3551-1	12/83	107.0	107.7	107.7	3.0	0
Pasturizers and homogenizers		3551-144	12/83	106.4	106.4	106.4	0	0
Ice cream freezers		3551-173	12/83	106.1	106.7	106.7	3.4	0
Other dairy and milk machinery, includes separators and sterilizing equipment		3551-198	12/83	105.9	106.8	106.8	2.1	0
Commercial food products machinery		3551-2	12/83	115.2	115.5	115.4	.9	-.1
Other commercial food preparation machinery		3551-241	12/83	115.1	115.8	115.8	3.4	0
Industrial food products machinery		3551-3	12/83	107.4	108.2	108.3	1.2	.1
Meat and poultry processing machinery		3551-313	12/83	108.5	108.8	108.8	1.5	0
All other fruit and vegetable canning machinery		3551-329	12/83	111.4	114.8	114.2	2.5	-.5
Other industrial food products machinery, includes fish and shellfish machinery		3551-358	12/83	108.1	108.6	109.2	-.9	.6
Parts and attachments for industrial food products machinery		3551-383	12/83	107.9	109.8	109.8	3.1	0
Packing, packaging and bottling machinery		3551-4	12/83	121.8	122.5	122.8	1.9	.2

See footnotes at end of table.

Table 5. Producer price indexes for the net output of selected industries and their products—Continued

Industry and product ¹	Industry code	Product code	Index base	Index			Unadjusted percent change to Sep. 1987 from —	
				May 1987 ²	Aug. 1987 ²	Sep. 1987 ²	Sep. 1986	Aug. 1987
Food products machinery—Continued								
Form fill and seal machinery		3551-428	12/83	134.1	134.1	134.1	3.6	0
Filling machinery		3551-451	12/83	111.1	114.1	(?)	(?)	(?)
Labeling and code marking machinery		3551-463	12/83	102.9	104.5	104.5	1.6	0
Casing machinery		3551-471	12/83	106.5	112.2	112.2	5.4	0
Other machinery, includes thermoforming and vacuum and gas packaging machinery		3551-488	12/83	140.4	140.4	141.6	4.0	.9
Parts for bottling and packaging machinery		3551-491	12/83	103.2	103.3	103.3	-4.3	0
Secondary products and miscellaneous receipts		3551-SM						
Miscellaneous receipts		3551-M	12/83	95.3	95.3	95.3	.0	.0
Resales		3551-289	12/83	95.3	95.3	95.3	0	0
Secondary products		3551-S	12/83	125.3	125.4	125.6	.4	.2
Textile machinery								
Textile machinery	3552		12/80	135.9	136.0	136.8	2.9	.6
Primary products		3552-P	12/80	137.5	137.5	138.5	3.2	.7
Textile machinery		3552-1	12/80	138.7	138.8	139.1	1.8	.2
Fiber-to-fabric textile machinery		3552-1B	06/86	101.9	102.1	102.6	1.8	.5
Other fiber to fabric machinery, except parts and attachments		3552-154	06/86	101.2	101.5	101.6	1.2	.1
Other textile machinery		3552-1C	06/86	105.5	105.5	105.5	2.2	0
Bleaching, dyeing, and finishing equipment		3552-185	12/80	123.4	123.4	123.4	(?)	0
Other textile machinery		3552-199	12/80	130.1	130.1	130.1	5.6	0
Parts and attachments for textile machinery		3552-2	12/80	136.2	136.2	137.8	4.5	1.2
Textile machinery turnings and shapes		3552-211	12/80	156.0	156.0	168.9	10.3	8.3
Parts and attachments for other fiber to fabric machinery		3552-232	12/80	152.5	(?)	(?)	(?)	(?)
Parts and attachments for other textile machinery, including printing		3552-299	12/80	120.4	120.4	120.4	(?)	0
Woodworking machinery								
Woodworking machinery	3553		12/80	110.8	111.9	113.0	2.0	1.0
Primary products		3553-P	12/80	114.4	115.6	116.5	1.7	.8
Woodworking machinery, excluding home workshop types, incl. parts		3553-1	12/80	113.0	113.8	115.4	2.1	1.4
Sawmill equipment		3553-112	12/80	116.7	117.8	119.7	3.1	1.6
Sawing machines, except sawmill equipment		3553-162	12/80	126.1	129.7	129.7	1.2	0
Straight-line machinery, including jointers, moulders, planers, sanders, surfacers, etc.		3553-173	12/80	120.4	120.4	120.4	-3.8	0
Boring machinery, carving machinery, dovetailers, mortisers, routers, shapers, and tenoners		3553-175	12/80	117.1	117.1	117.1	1.7	0
Parts, attachments and accessories: cutting tools other than saw blades		3553-185	12/80	76.6	76.6	76.6	1.2	0
All other parts, attachments, and accessories, excluding saw blades		3553-187	12/80	105.9	107.2	107.9	3.2	.7
Other woodworking machinery, including lathes, clamping machinery, presses, roll coaters, etc.		3553-198	12/80	143.5	143.7	147.7	3.9	2.8
Secondary products and miscellaneous receipts		3553-SM						
Miscellaneous receipts		3553-M	04/81	48.7	48.7	49.1	(?)	.8
Resales		3553-289	04/81	48.7	48.7	49.1	(?)	.8
Secondary products		3553-S	12/80	116.2	116.2	120.9	4.0	4.0
Paper industries machinery								
Paper industries machinery	3554		06/82	115.9	117.9	117.9	4.3	0
Primary products		3554-P	06/82	115.8	115.3	115.4	1.9	.1
Wood preparation equipment		3554-1	06/82	108.1	(?)	108.1	1.2	(?)
Barkers, chippers, knotters, splitters, chipscreens, etc.		3554-111	06/82	111.6	(?)	111.6	1.9	(?)
Parts and attachments for wood preparation equipment (sold separately)		3554-181	06/82	101.5	(?)	(?)	(?)	(?)
Pulp mill machinery		3554-2	06/82	107.3	107.3	107.3	.5	0
Other pulp mill machinery and recovery room equipment		3554-229	06/82	100.0	(?)	(?)	(?)	(?)
Parts and attachments for pulp mill machinery (sold separately)		3554-281	06/82	106.4	(?)	106.4	1.2	(?)
Papermill machinery		3554-3	06/82	113.9	113.6	114.0	3.6	.4
Paper machines		3554-342	06/82	121.5	121.5	121.5	6.0	0
Papermaking machines, headbox to reel		3554-34247	06/82	106.4	106.4	106.4	.2	0
Parts and attachments for papermill machinery (sold separately)		3554-381	06/82	102.4	101.5	101.5	-1.6	0
Paper and paperboard converting equipment		3554-4	06/82	124.3	123.2	123.3	2.2	.1
Bagmaking machines, including shipping sack machines and envelope making machines		3554-451	06/82	110.4	110.4	112.0	1.4	1.4
Other converting equipment, including drum, can, and tube making machines		3554-459	06/82	117.8	117.8	118.0	2.1	.2
Parts and attachments for converting equipment (sold separately)		3554-481	06/82	137.0	134.4	134.1	3.4	-2
Secondary products and miscellaneous receipts		3554-SM						
Secondary products		3554-S	06/82	118.9	117.4	117.0	4.3	-3
Printing trades machinery								
Printing trades machinery	3555		12/82	115.3	116.0	116.6	3.4	.5
Primary products		3555-P	12/82	114.7	115.5	116.2	4.0	.6
Lithographic printing press		3555-1	12/82	124.2	124.5	126.6	6.2	1.7
Newspaper presses, web-fed		3555-132	08/83	120.9	(?)	125.5	14.5	(?)
Business forms presses, web-fed		3555-133	12/82	135.4	137.0	137.0	4.4	0
Commercial presses, web-fed		3555-135	12/82	109.0	109.0	109.0	-1.4	0
Printing presses, other than lithographic		3555-2	12/82	115.5	118.0	118.0	3.4	0
Binding machinery and equipment		3555-4	12/82	121.4	121.4	121.4	0	0
Other printing trades machinery		3555-5	12/82	115.4	116.2	116.2	2.8	0
Roll covering, rubber and plastics, graphic arts		3555-572	12/82	112.8	113.5	113.7	1.7	.2
Parts, attachments and accessories for printing presses, sold separately		3555-583	12/82	119.3	119.8	119.8	4.0	0

See footnotes at end of table.

Table 5. Producer price indexes for the net output of selected industries and their products—Continued

Industry and product ¹	Industry code	Product code	Index base	Index			Unadjusted percent change to Sep. 1987 from —	
				May 1987 ²	Aug. 1987 ²	Sep. 1987 ²	Sep. 1986	Aug. 1987
Printing trades machinery—Continued								
Parts, attachments and accessories for other machinery and equipment, sold separately		3555-589	12/82	119.0	121.3	121.3	1.8	0
Other printing machinery and equipment, including platens		3555-598	12/82	107.5	109.0	108.6	2.7	-4
Secondary products and miscellaneous receipts		3555-SM						
Miscellaneous receipts		3555-M	12/82	124.5	124.5	124.5	-2.0	0
Secondary products		3555-S	12/82	95.8	96.8	96.5	3.4	-3
Special industry machinery, n.e.c.								
Primary products	3559							
Chemical manufacturing industries machinery, equipment, and parts		3559-P	12/81	123.2	123.3	123.6	2.7	.2
Chemical mixers		3559-1	12/81	121.4	121.5	121.8	1.9	.2
Foundry machinery and equipment, including parts, excluding patterns and molds		3559-112	12/81	114.6	114.6	114.6	.5	0
Molding machines		3559-2	12/81	105.3	105.3	105.3	1.6	0
Other foundry machinery and equipment, including core-making machines and flasks		3559-222	12/81	125.1	125.1	125.5	1.0	.3
Plasticsworking machinery and equipment, and parts, excluding patterns and molds		3559-296	06/87	116.8	(?)	(?)	(?)	(?)
Extrusion machines		3559-3	12/81	(?)	100.0	100.7	(?)	.7
Injection molding machines		3559-333	12/81	125.1	125.6	125.9	4.0	.2
Blow molding machines		3559-351	12/81	127.1	127.9	127.9	6.9	0
Other plasticsworking machinery and equipment		3559-361	04/82	(?)	131.7	131.7	(?)	0
Granulators and pelletizers		3559-37	06/87	(?)	(?)	(?)	(?)	(?)
Other plasticsworking machinery		3559-371	06/87	(?)	100.8	101.4	(?)	.6
Parts for plasticsworking machinery		3559-379	06/87	(?)	101.3	101.5	(?)	.7
Rubberworking machinery and equipment, and parts, excluding molds		3559-381	06/87	(?)	100.2	100.2	(?)	0
Other special industry machinery and equipment, and parts, n.e.c.		3559-4	12/81	111.4	111.4	111.4	.6	0
Tobacco manufacturing machinery and equipment, and parts		3559-5	12/81	122.9	122.9	122.4	1.7	.3
Concrete products machinery and equipment, and parts		3559-532	12/81	(?)	138.2	138.2	(?)	0
Glassmaking machinery and equipment, and parts		3559-546	12/81	111.8	111.8	111.8	.6	0
Shoemaking and repairing machinery and parts, including sole stitching machines		3559-552	12/81	125.8	125.8	125.9	2.2	.1
Cotton-ginning machinery and equipment, and parts		3559-562	12/81	118.2	(?)	(?)	(?)	(?)
Metal cleaning, degreasing, finishing, and drying machinery, equipment, and parts		3559-573	12/81	118.8	(?)	(?)	(?)	(?)
Fuel fired kilns (cement, wood, and chemical processing) and parts		3559-581	12/81	119.0	(?)	(?)	(?)	(?)
Semiconductor manufacturing machinery (except ovens) and parts		3559-592	12/81	(?)	106.7	106.7	(?)	0
Other special industry machinery, and parts		3559-595	06/87	(?)	98.6	98.6	(?)	0
Other special industry machinery and parts		3559-598	06/87	(?)	101.1	101.3	(?)	.2
Secondary products and miscellaneous receipts		3559-59819	06/87	(?)	101.2	101.4	(?)	.2
Miscellaneous receipts		3559-SM						
Resales		3559-M	12/81	141.2	141.2	141.2	1.1	0
Secondary products		3559-289	06/83	113.2	113.2	113.2	1.2	0
		3559-S	12/81	123.5	123.4	123.8	9.6	.3
General industrial machinery and equipment								
	356		12/84	103.9	104.0	104.2	1.1	.2
Pumps and pumping equipment								
	3561							
Primary products		3561-P	12/83	104.1	104.3	104.5	.7	.2
Industrial pumps, except hydraulic fluid power pumps		3561-1	12/83	103.5	103.6	103.8	.5	.2
Reciprocating pumps		3561-11	12/83	106.6	106.7	106.9	1.8	.2
Power-operated, other than steam		3561-113	12/83	92.4	92.4	92.4	0	0
Turbine pumps, vertical, including deep well		3561-113	12/83	92.4	92.4	92.4	0	0
Submersible, over 5 hp		3561-12	12/83	106.8	107.8	106.2	.4	-1.5
Other than submersible		3561-125	12/83	108.0	(?)	105.0	-2.8	(?)
16 inch diameter bowl size and under		3561-129	12/83	106.3	106.7	106.7	1.8	0
Centrifugal pumps		3561-12909	12/83	104.2	104.6	104.6	2.0	0
Single stage, single suction, close coupled		3561-13	12/83	107.8	107.8	108.2	2.2	.4
3/4 inch and 1 inch discharge outlet		3561-131	12/83	111.2	111.3	111.3	1.7	0
2 inch and 2 1/2 inch discharge outlet		3561-13112	12/83	105.7	105.7	105.7	.6	0
3 inch and 4 inch discharge outlet		3561-13115	12/83	110.4	110.9	110.7	1.6	-2
Over 4 inch discharge outlet		3561-13116	12/83	117.6	(?)	117.6	.8	(?)
Single stage, single suction, frame mounted		3561-13119	12/83	98.4	98.4	98.4	-1	0
3/4 inch and 1 inch discharge outlet		3561-132	12/83	109.6	109.5	109.6	3.5	.1
2 inch and 2 1/2 inch discharge outlet		3561-13222	03/84	121.8	121.0	121.0	-2	0
3 inch discharge outlet		3561-13224	12/83	108.5	108.5	108.5	.6	0
4 inch to 6 inch discharge outlet		3561-13225	12/83	109.4	109.4	110.1	1.3	.6
Single stage, double suction		3561-13226	12/83	107.5	107.5	107.5	.6	0
Under 4 inch discharge outlet		3561-133	12/83	104.7	104.7	104.7	0	0
Multistage (single or double suction)		3561-13342	12/83	108.9	108.9	108.9	0	0
2 inch and 3 inch discharge outlet		3561-134	12/83	106.5	106.0	106.0	1.6	0
Submersible centrifugal pumps (except submersible sump pumps)		3561-13454	07/84	106.9	106.3	106.3	2.3	0
Submersible effluent pumps (less than 1" solids handling capacity)		3561-136	12/83	106.9	108.3	108.3	.8	0
Submersible solids handling pumps (solids 1" - 2" inclusive)		3561-1361	02/84	102.2	102.6	102.6	.4	0
Submersible non-clog pumps (greater than 2" solids handling capacity)		3561-1362	12/83	111.8	114.6	114.6	2.5	0
All other centrifugal pumps (including can, etc.)		3561-1363	12/83	105.8	106.5	106.5	-.1	.0
2" to 6" discharge outlet		3561-137	12/83	111.9	112.1	112.1	1.1	0
Rotary pumps		3561-13766	12/83	110.2	110.2	110.2	0	0
		3561-14	12/83	115.4	115.4	116.0	3.4	.5

See footnotes at end of table.

Table 5. Producer price indexes for the net output of selected industries and their products—Continued

Industry and product ¹	Industry code	Product code	Index base	Index			Unadjusted percent change to Sep. 1987 from —	
				May 1987 ²	Aug. 1987 ²	Sep. 1987 ²	Sep. 1986	Aug. 1987
Pumps and pumping equipment—Continued								
100 p.s.i. and under, designed pressure		3561-141	12/83	113.2	113.2	113.2	1.8	0
11-99 g.p.m. designed capacity		3561-14172	12/83	118.8	118.8	118.8	4.5	0
101-250 p.s.i., designed pressure		3561-142	12/83	114.1	114.1	115.6	4.0	1.3
11-99 g.p.m., designed capacity		3561-14275	12/83	112.3	112.3	113.4	3.5	1.0
Diaphragm pumps, all sizes		3561-181	12/83	104.3	104.6	104.6	.3	0
Hydraulic fluid power pumps		3561-2	12/83	104.6	105.8	105.8	2.3	0
Gear type		3561-281	12/83	97.9	100.7	100.7	2.3	0
Internal		3561-28102	12/83	87.4	96.8	96.8	10.8	0
External		3561-28103	12/83	102.4	102.5	102.5	-6	0
Axial piston		3561-285						
Variable		3561-28512	12/83	106.4	106.4	106.4	1.2	0
Domestic water systems and sump pumps		3561-3						
Domestic water systems		3561-312	12/83	102.4	102.6	102.6	-2	0
Jet pump and convertible jet pump systems		3561-31213	12/83	105.7	106.7	106.5	1.6	-2
Submersible pump systems, 5 hp and under		3561-31225	12/83	100.5	100.4	100.4	-1.7	0
Domestic hand and windmill pumps, pump jacks, and cylinders (sold separately)		3561-31271	12/83	104.1	104.1	104.1	0	0
Oil-well and oil-field pumps and other pumps		3561-5	12/83	81.4	82.6	84.1	-9	1.8
Oil-well and oil field pumps, except boiler feed		3561-51	12/83	75.7	76.9	78.6	-2.0	2.2
Mud pumps (slush)		3561-513	12/83	51.8	51.8	([?])	([?])	([?])
Other pumps (except automotive) such as oil burner, appliance, fire engine, etc		3561-597	12/83	108.0	109.4	109.9	2.6	.5
Parts and attachments for pumps and pumping equipment, excluding compressors		3561-6	12/83	106.8	105.9	106.0	-1.9	.1
Parts and attachments for pumps and pumping equipment, excluding compressors		3561-613	12/83	106.8	105.9	106.0	-1.9	.1
Secondary products and miscellaneous receipts		3561-SM						
Miscellaneous receipts		3561-M	12/83	110.2	110.4	110.5	-2	.1
Resales		3561-Z89	12/83	106.3	106.3	106.4	.3	.1
Secondary products		3561-S	12/83	107.6	107.7	107.1	1.9	-6
Valves and pipe fittings		3494-S	12/83	116.6	116.1	116.1	6.3	0
Other secondary products		3561-SSS	12/83	103.2	103.5	102.7	-4	-8
Ball and roller bearings	3562		06/83	107.5	107.9	108.1	.5	.2
Primary products		3562-P	06/83	107.3	107.8	107.9	.2	.1
Ball bearings, complete		3562-1	06/83	110.2	112.2	112.5	.1	.3
Single row max. capacity ball bearings: annular, including self-aligning: ground or precision		3562-114	06/83	100.3	([?])	100.3	-3.8	([?])
Angular contact ball bearings: annular, including self-aligning: ground or precision		3562-118	06/83	114.8	([?])	114.8	2.6	([?])
Other regular single row conrad ball bearings: annular, including self-aligning		3562-122	06/83	108.2	110.9	110.9	-1.3	0
Over 30 mm. O.D. to 52 mm. O.D.; ground or precision		3562-12204	06/83	106.4	112.9	([?])	([?])	([?])
Over 52 mm. O.D. to 100 mm. O.D.; ground or precision		3562-12205	06/83	115.4	([?])	([?])	([?])	([?])
Over 100 mm. O.D.; ground or precision		3562-12207	06/83	117.4	119.1	119.1	1.9	0
Other precision (ABEC 5 + up) single row conrad ball bearings: annular, including self-aligning		3562-123	06/83	113.4	115.6	([?])	([?])	([?])
9 mm. O.D. thru 30 mm. O.D.; ground or precision		3562-12309	06/83	110.8	114.2	([?])	([?])	([?])
Unground, including self-aligning (less than ABEC 1)		3562-125	06/83	170.2	([?])	170.2	0	([?])
Thrust ball bearings		3562-131	06/83	114.1	114.1	114.1	1.8	0
Ground thrust ball bearings		3562-13133	06/83	114.1	114.1	114.1	1.8	0
Other ball bearings		3562-151	06/83	118.1	121.8	121.8	4.9	0
Taper (including thrust) roller bearings, complete		3562-2	06/83	102.3	100.6	100.6	-1.3	0
Taper roller bearings, complete, including finished cups and cones shipped separately		3562-231	06/83	102.3	100.6	100.6	-1.3	0
Roller bearings, except taper, complete		3562-3	06/83	110.1	112.1	112.0	2.4	-1
Cylindrical roller bearings		3562-301	06/83	109.3	109.2	109.2	-1	0
Regular cylindrical roller bearings (ABEC 1 and 3)		3562-30111	06/83	109.3	109.2	109.2	-1	0
Spherical roller bearings including hourglass and barrel		3562-321	06/83	104.9	107.8	107.9	5.1	.1
Double row spherical roller bearings		3562-32125	06/83	107.0	110.7	111.0	7.0	.3
Needle roller bearings		3562-341	06/83	113.7	117.9	117.9	3.7	0
Other roller bearings		3562-398	06/83	116.2	119.0	117.4	3.9	-1.3
Mounted bearings, except plain		3562-4	06/83	109.4	110.1	111.5	1.9	1.3
Mounted ball bearings, unit and/or split mounted		3562-417	06/83	107.8	108.9	111.3	1.2	2.2
Ball and roller bearing parts and components, including balls and rollers sold separately		3562-9	06/83	105.4	105.4	104.8	-1.0	-6
Balls		3562-911	06/83	104.7	104.7	103.2	-3.9	-1.4
Other antifriction ball bearing components and parts		3562-921	06/83	122.1	122.1	122.1	1.0	0
Other antifriction roller bearing components and parts		3562-941	06/83	106.8	106.8	106.8	-1	0
Secondary products and miscellaneous receipts		3562-SM						
Secondary products		3562-S	06/83	106.4	105.4	105.9	.9	.5
Air and gas compressors	3563		06/84	104.5	104.0	104.1	.7	.1
Primary products		3563-P	06/84	103.6	103.0	103.1	.6	.1
Air and gas compressors and vacuum pumps		3563-1	06/84	103.1	102.2	102.3	.6	.1
Air compressors		3563-11	06/84	103.9	101.6	101.9	-2	.3
Stationary air compressors, reciprocating, single acting		3563-111	06/84	100.7	101.5	101.5	1.4	0
Over 1.5 h.p. to 5 h.p		3563-11102	08/84	100.9	([?])	([?])	([?])	([?])
Stationary air compressors, reciprocating, double acting		3563-112	06/84	103.9	103.9	103.9	1.5	0

See footnotes at end of table.

Table 5. Producer price indexes for the net output of selected industries and their products—Continued

Industry and product ¹	Industry code	Product code	Index base	Index			Unadjusted percent change to Sep. 1987 from —	
				May 1987 ²	Aug. 1987 ²	Sep. 1987 ²	Sep. 1986	Aug. 1987
Air and gas compressors—Continued								
150 h.p. and under		3563-11201	06/84	103.9	103.9	103.9	1.5	0
Stationary air compressors, rotary positive		3563-113	06/84	100.1	102.9	102.9	3.3	0
Discharge pressure 51 psig and over, 150 h.p. and under		3563-11302	08/84	99.6	103.4	(³)	(³)	(³)
Portable air compressors		3563-115	06/84	107.8	99.9	100.7	-3.3	.8
Gas compressors		3563-12	06/84	101.5	102.5	102.4	1.7	-1
Gas compressors, stationary, centrifugal and axial		3563-126	06/84	102.3	104.2	104.4	3.1	.2
Natural gas		3563-12601	06/84	103.8	106.9	107.3	5.0	.4
Other pumps and compressors		3563-13	06/84	107.8	107.8	107.8	2.4	0
Other compressors		3563-13112	06/84	91.9	91.9	91.9	0	0
Vacuum pumps, moderate vacuum		3563-13113	06/84	112.0	112.0	112.0	4.2	0
Air and gas compressor and vacuum pump parts and attachments, except refrigeration		3563-2	06/84	103.2	103.2	103.2	.5	0
Air and gas compressor and vacuum pump parts and attachments, except refrigeration		3563-201	06/84	103.2	103.2	103.2	.5	0
Industrial spraying equipment		3563-5	06/84	108.7	108.7	108.7	-1	0
Power paint spraying outfits and liquid power sprayer, except agricultural and flame		3563-511	06/84	108.7	108.7	108.7	-1	0
Secondary products and miscellaneous receipts		3563-SM						
Secondary products		3563-S	06/84	109.2	109.2	109.2	2.1	0
Fans And Blowers	3564		12/83	111.1	111.4	111.2	1.3	-.2
Primary products		3564-P	12/83	111.0	111.3	111.1	1.6	-.2
Centrifugal blowers and fans		3564-3	12/83	108.1	108.5	108.7	3.5	.2
Classes I and II fans (over 1.5 inches to 6.75 inches max. total pressure)		3564-319	12/83	109.3	(³)	109.3	4.0	(³)
Industrial fans, excluding blowers		3564-324	12/83	108.6	109.4	110.0	5.0	.5
Propeller fans and accessories, axial fans, and power roof ventilators		3564-4	12/83	118.6	119.4	118.5	.9	-.8
Axial fans		3564-413	12/83	122.6	122.2	119.7	-1.5	-2.0
Axial fans, directly connected to driver		3564-41311	12/83	125.3	124.8	121.3	-2.4	-2.8
Axial fans, belt driven		3564-41312	12/83	112.9	112.9	114.1	2.3	1.1
Propeller fans and accessories, industrial		3564-433	05/84	113.3	115.8	115.8	6.7	0
Propeller fans, industrial, directly connected to driver		3564-43311	05/84	113.3	115.8	115.8	6.7	0
Power roof ventilators and parts		3564-441	12/83	113.6	114.6	114.6	3.2	0
Power roof ventilators: axial and propeller		3564-44111	12/83	112.7	(³)	(³)	(³)	(³)
Power roof ventilators: centrifugal		3564-44112	12/83	114.2	114.2	(³)	(³)	(³)
Dust collection and other air purification equip. for heat, ventil., and air cond. systems		3564-5						
Air filters for air conditioners and furnaces, of 2400 cfm and under		3564-543	12/83	109.7	109.7	109.7	.5	0
Dust collection and other air purification equip. for industrial gas cleaning systems		3564-6						
Other equipment		3564-66216	12/83	104.6	104.6	104.6	0	0
Secondary products and miscellaneous receipts		3564-SM						
Secondary products		3564-S	12/83	115.7	115.7	115.7	-.5	0
Industrial patterns	3565		12/84	102.7	102.8	104.6	1.9	1.8
Primary products		3565-P	12/84	102.8	102.8	104.6	1.8	1.8
Industrial patterns, except shoe patterns		3565-1	12/84	102.8	102.8	104.6	1.8	1.8
Foundry patterns and cores		3565-111	12/84	102.0	102.1	104.3	2.3	2.2
All other industrial patterns and cores, except shoe patterns		3565-198	12/84	105.8	105.8	105.8	-.2	0
Secondary products and miscellaneous receipts		3565-SM						
Secondary products		3565-S	12/84	101.5	102.1	102.1	.6	0
Speed changers, drives, and gears	3566		12/83	107.4	107.5	107.9	.9	.4
Primary products		3566-P	12/83	107.1	107.3	107.5	.9	.2
Mechanical-variable speed changers, excluding electric motor		3566-111	12/83	108.4	108.4	108.4	-1.7	0
Industrial high speed drives, fixed ratio		3566-121	12/83	106.5	106.5	106.5	2.0	0
Speed reducers, fixed ratio, enclosed, except gear motors		3566-2	12/83	108.1	108.6	108.6	2.0	0
Worm gear reducers		3566-21	12/83	118.5	118.5	118.5	3.0	0
6-inch centers and above		3566-217	12/83	126.7	(³)	126.7	0	(³)
3-inch to 5.99-inch centers		3566-218	12/83	119.9	119.9	119.9	4.9	0
Below 3-inch centers		3566-219	12/83	110.1	110.1	110.1	4.8	0
Helical, herringbone, spur and spiral bevel reducers		3566-22	12/83	103.4	104.3	104.3	2.2	0
15-inch low-speed centers and below		3566-228	12/83	106.1	106.1	106.1	1.9	0
Shaft mounted reducers and screw conveyor drives		3566-23	12/83	107.2	107.2	107.2	.0	.0
Hollow shaft diameter, 2-1/2 inches and below		3566-235	12/83	107.7	107.7	107.7	0	0
Gear motors		3566-3	12/83	107.6	107.6	107.2	.8	-.4
Helical, herringbone, spur, or spiral bevel gear motors, including scoop-mounted units		3566-34	12/83	110.4	110.4	109.8	1.5	-.5
Loose gears, pinions, and racks excluding spare parts for reducers		3566-4	12/83	104.5	104.5	104.5	-.3	0
Coarse pitch (below 19.9 diametral pitch)		3566-411	12/83	103.8	103.8	103.9	-.3	.1
Helical, herringbone, and spur gears		3566-4114	12/83	101.9	101.9	102.0	.8	.1
24 inches and below		3566-41142	12/83	101.7	101.7	101.8	1.3	.1
Above 24 inches diameter through 72 inches diameter		3566-41143	12/83	103.1	103.1	103.1	0	0
Worms and worm gearing		3566-4115	12/83	106.3	106.3	106.3	0	0
Others, including bevel gears and racks		3566-4116	12/83	106.9	106.9	106.9	-2.7	0
Fine pitch (19.99 diametral pitch and finer)		3566-421	12/83	110.4	110.4	110.4	.9	0
Parts and components for speed changers, drives, and gears		3566-551	12/83	113.4	113.4	117.1	4.3	3.3
Secondary products and miscellaneous receipts		3566-SM						
Secondary products		3566-S	12/83	109.7	109.7	110.9	1.6	1.1
Other secondary products		3566-SSS	12/83	112.6	112.6	112.6	.9	0
Other power transmission equipment		3568-S	12/83	106.8	106.8	109.2	2.2	2.2

See footnotes at end of table.

Table 5. Producer price indexes for the net output of selected industries and their products—Continued

Industry and product ¹	Industry code	Product code	Index base	Index			Unadjusted percent change to Sep. 1987 from —	
				May 1987 ²	Aug. 1987 ²	Sep. 1987 ²	Sep. 1986	Aug. 1987
Industrial process furnaces and ovens	3567		06/81	122.6	121.8	121.8	1.2	0
Primary products		3567-P	06/81	119.9	119.9	119.9	1.7	0
Electric industrial furnaces, ovens, and kilns, excluding induction		3567-1	06/81	126.5	126.2	126.2	1.8	0
Electric furnaces		3567-11	12/86	101.5	101.5	101.5	(³)	0
Metal melting		3567-111	12/81	106.8	(³)	(³)	(³)	(³)
Metal processing and heat treating (such as annealing, hardening, carburizing, etc.)		3567-118	12/86	100.4	100.4	100.4	(³)	0
Other electric furnaces		3567-119	12/86	104.0	104.1	104.1	(³)	0
Electric industrial ovens and kilns, including infrared		3567-19	12/86	101.6	100.6	100.6	(³)	0
Fuel-fired industrial furnaces, ovens, and kilns		3567-2	06/81	113.6	113.8	113.8	.4	0
Fuel-fired furnaces		3567-21	12/86	100.0	100.2	100.2	(³)	0
Other, including hot rolling, forging, forming, and extruding		3567-219	12/86	100.0	(³)	(³)	(³)	(³)
Fuel-fired ovens and kilns		3567-29	12/86	100.2	100.2	100.2	(³)	0
High frequency induction and dielectric heating equipment		3567-4	06/81	130.3	130.3	130.3	2.6	0
Induction furnaces and heating equipment		3567-41	12/86	101.6	101.6	101.6	(³)	0
Electrical heat. equip. for industrial use, n.e.c. (exc. soldering irons) and parts and attach		3567-5	06/81	118.4	118.4	118.7	2.4	.3
Industrial electric heating units and devices, except heating units for electric furnaces		3567-55						
All other industrial heating units and devices, incl. immersion heaters, compound pots, etc.		3567-559	06/81	132.3	132.3	132.3	3.7	0
Parts and attach. for ind. furn. and ovens, including electric heating units		3567-59	06/81	109.4	109.4	110.2	.9	.7
Secondary products and miscellaneous receipts		3567-SM						
Miscellaneous receipts		3567-M	12/86	100.0	86.0	86.0	(³)	0
Resales		3567-Z89	12/86	100.0	100.0	100.0	(³)	0
Secondary products		3567-S	06/81	133.6	134.5	134.4	3.9	-.1
Other secondary products		3567-SSS	06/81	135.1	136.3	136.1	4.1	-.1
Power transmission equipment, n.e.c.	3568		12/84	105.7	106.1	106.7	1.6	.6
Primary products		3568-P	12/84	105.5	105.8	106.4	.9	.6
Plain bearings and bushings		3568-1	12/84	98.2	98.2	98.2	1.7	0
Plain bearings and bushings, unmounted, machined, excluding carbon, graphite, automotive		3568-115	12/84	96.9	96.9	96.9	1.7	0
Mounted bearings, plain		3568-151	12/84	109.4	109.4	109.4	1.8	0
Power transmission equipment, n.e.c., excluding plain bearings and bushings		3568-3	12/84	106.9	107.2	108.0	.9	.7
Clutches		3568-31	12/84	104.9	106.1	106.9	1.4	.8
Friction type		3568-311	12/84	104.1	(³)	(³)	(³)	(³)
All other clutches		3568-319	12/84	105.8	108.4	110.0	4.3	1.5
Flexible couplings		3568-32	12/84	109.4	110.8	110.9	2.4	.1
1-inch nominal bore and over, other than gear type		3568-322	12/84	111.9	114.1	114.3	4.5	.2
Chains for sprocket drives		3568-33	12/84	102.6	102.4	102.4	2.5	0
ASA standard roller chain, 3-inch and under in pitch		3568-332	12/84	94.3	93.8	93.9	1.7	.1
Sprockets		3568-34	12/84	101.7	101.7	104.4	2.7	2.7
For ASA standard roller chains		3568-343	12/84	102.1	102.1	105.6	3.4	3.4
Packaged hydraulic drives, universal joints, and flexible shafts		3568-37	12/84	107.7	107.7	110.2	4.6	2.3
Universal joints		3568-375	12/84	108.5	108.5	108.5	2.4	0
Other power transmission equipment		3568-39						
All other mechanical power transmission equipment		3568-398	12/84	112.2	112.2	112.8	-3.3	.5
Secondary products and miscellaneous receipts		3568-SM						
Secondary products		3568-S	12/84	104.3	105.9	106.4	3.4	.5
Ball and roller bearings		3562-S	12/84	103.0	105.7	105.7	5.1	0
Other secondary products		3568-SSS	12/84	107.5	107.5	109.7	2.8	2.0
General industrial machinery, n.e.c.	3569		12/84	105.3	105.6	105.7	2.3	.1
Primary products		3569-P	12/84	106.1	106.5	106.5	2.4	0
Packing and packaging machinery, except for food products		3569-1	12/84	110.5	111.5	111.0	4.8	-.4
Wrapping, banding, bundling, and fastening machines, including shrink wrappers		3569-106	12/84	113.0	115.5	113.4	4.3	-1.8
Labeling and code-making machines		3569-109	06/85	107.6	110.1	110.1	3.7	0
Filters and strainers		3569-2	12/84	107.8	108.3	108.6	1.5	.3
Containment devices		3569-21	12/84	106.4	107.1	107.5	1.9	.4
Pressurized, excluding vacuum		3569-211	12/84	111.8	113.7	113.7	1.6	0
Media		3569-22	12/84	111.5	(³)	111.5	.6	(³)
Miscellaneous general industrial machinery		3569-9	12/84	103.6	103.7	103.9	2.2	.2
Lubrication systems, industrial, centralized, and automatic		3569-941	12/84	113.5	113.5	113.5	(³)	0
Centrifugals and separators, non-food		3569-951	12/84	107.6	107.6	107.6	-2.3	0
Hydraulic jacks		3569-973	12/84	104.3	106.9	106.9	4.2	0
All other general industrial machinery and equipment		3569-998	12/84	102.1	102.0	102.2	1.2	.2
Secondary products and miscellaneous receipts		3569-SM						
Miscellaneous receipts		3569-M	12/84	100.3	100.3	100.3	-.1	0
Resales		3569-Z89	12/84	100.2	100.2	100.2	-.2	0
Secondary products		3569-S	12/84	102.0	101.7	101.7	2.1	0
Calculating and accounting machines	3574		06/85	94.6	94.7	94.7	-.4	0
Primary products		3574-P	06/85	94.3	94.5	94.5	.4	0
Electronic calculating machines, except rebuilt types		3574-2	06/85	90.1	90.3	(³)	(³)	(³)
Accounting machines and cash registers		3574-3	06/85	100.9	101.1	101.1	1.8	0
Coin and currency handling machines		3574-341	06/85	103.9	103.9	103.9	3.2	0

See footnotes at end of table.

Table 5. Producer price indexes for the net output of selected industries and their products—Continued

Industry and product ¹	Industry code	Product code	Index base	Index			Unadjusted percent change to Sep. 1987 from —	
				May 1987 ²	Aug. 1987 ²	Sep. 1987 ²	Sep. 1986	Aug. 1987
Calculating and accounting machines—Continued								
Electronic cash register type point of sale retail devices		3574-353	06/85	99.2	99.3	99.3	0.8	0
Other calculating and accounting machines		3574-398	06/85	101.4	102.3	102.3	2.9	0
Parts and attachments for adding, calculating and accounting machines and cash registers		3574-5	06/85	94.2	94.2	94.2	.4	0
Produced by complete machine manufacturers		3574-511	06/85	94.2	94.2	94.2	.4	0
Secondary products and miscellaneous receipts		3574-SM						
Miscellaneous receipts		3574-M	06/85	100.0	100.0	100.0	0	0
Secondary products		3574-S	06/85	92.6	(³)	92.6	-4.4	(³)
Scales and balances except laboratory								
Primary products	3576	3576-P	12/80	108.6	108.8	109.2	1.2	.4
Motor truck scales		3576-1	12/80	107.1	107.1	107.1	.1	0
Industrial scales		3576-3	12/80	111.5	112.0	111.8	.5	-.2
Bench and portable scales		3576-321	12/80	127.5	127.5	127.5	.4	0
Floor scales		3576-323	12/80	113.2	115.2	114.1	.8	-1.0
Miscellaneous industrial scales, incl. crane, suspension, tank, hopper, & conveyor		3576-329	12/80	100.2	(³)	100.5	.6	(³)
Commercial, retail scales		3576-4	12/80	89.7	89.7	89.8	1.6	.1
Miscellaneous retail - commercial scales including non-computing counter, egg-grading & hanging		3576-435	12/80	116.3	116.3	117.0	.9	.6
Personal, household scales		3576-5	12/80	130.2	130.2	134.1	4.3	3.0
Person-weighing scales and miscellaneous household scales		3576-545	12/80	142.1	142.1	143.8	3.2	1.2
Mailing scales		3576-6	12/80	119.4	119.4	119.4	5.1	0
Parts for scales and balances		3576-8	12/80	107.9	(³)	(³)	(³)	(³)
Secondary products and miscellaneous receipts		3576-SM						
Secondary products		3576-S	12/80	96.2	96.2	96.2	.1	0
Office machines, not elsewhere classified, and typewriters								
Primary products	3579	3579-P	06/85	101.9	102.0	102.1	.9	.1
Duplicating machines and parts		3579-3	06/85	102.0	102.2	102.4	1.9	.2
Mailing, letter handling, collating, and addressing machines		3579-5	06/85	106.4	106.4	106.4	4.9	0
Forms handling equipment, bursters, decollators, and imprinters		3579-534	06/85	102.6	102.6	102.6	2.8	0
Mailing machines, include sorting, tying, canceling machinery, postage meters, etc.		3579-541	06/85	105.5	105.5	106.2	1.0	.7
Addressing machines, include labeling machines, plates, plate embossers & addresser-printers		3579-547	06/85	102.6	102.6	102.6	3.3	0
All other office machines, not elsewhere classified, and parts		3579-6	06/85	90.6	(³)	98.1	.8	(³)
Check handling machines include canceling, cutting, dating, endorsing, numbering machines		3579-631	06/85	104.2	104.2	104.2	2.2	0
Time recording and time stamp machines		3579-633	06/85	111.6	111.6	111.6	2.4	0
All other office machines, include pencil sharpeners and rebuilds, except typewriter rebuilds		3579-698	06/85	105.5	105.5	105.5	1.4	0
Parts and attachments, not elsewhere classified, sold separately		3579-699	06/85	104.0	104.0	104.0	2.8	0
Standard typewriters and automatic typing and word processing machines and parts		3579-7	06/85	99.4	99.4	99.4	-.3	0
Word processing machines		3579-712	06/85	99.3	99.3	99.6	.3	.3
Secondary products and miscellaneous receipts		3579-SM						
Miscellaneous receipts		3579-M	06/85	100.0	100.0	100.0	0	0
Contract work and other miscellaneous receipts		3579-XY9	06/85	95.2	95.2	95.2	-9.7	0
Resales		3579-Z89	06/85	107.9	107.9	107.9	2.5	0
Secondary products		3579-S	06/85	94.2	94.2	94.2	-10.6	0
Other secondary products		3579-SSS	06/85	103.5	103.5	103.5	2.1	0
Refrigeration and service industry machinery	358		12/84	104.0	104.3	104.4	.9	.1
Automatic merchandising machines								
Primary products	3581	3581-P	06/82	107.0	107.0	107.0	.9	0
Automatic merchandising machines, coin-operated, excluding parts		3581-1	06/82	107.3	107.3	107.3	.9	0
Vending machines for beverages		3581-11	06/82	105.6	105.6	105.6	1.8	0
Soft drink		3581-115	06/82	101.8	101.8	101.8	.5	0
Canned beverage (refrigerated)		3581-11501	06/82	96.6	96.6	96.6	.4	0
Vending machines for confections and foods		3581-12	06/82	(³)	95.3	(³)	(³)	(³)
Confections and foods, other than bagged snacks and chips		3581-126	06/87	108.9	108.9	108.9	-1.0	0
Bagged snacks and chips		3581-128	06/82	(³)	100.0	100.0	(³)	0
Other vending machines, incl. cigarettes, water, ice and stamps		3581-13	06/82	(³)	(³)	106.5	(³)	(³)
Cigarettes		3581-131	06/87	(³)	100.0	(³)	(³)	(³)
Coin-operated mechanisms and other parts for automatic merchandising machines		3581-2	06/82	(³)	(³)	(³)	(³)	(³)
Parts for automatic merchandising machines, except coin-operated mechanisms		3581-269	06/82	113.6	(³)	(³)	(³)	(³)
Commercial laundry equipment	3582		12/82	106.6	(³)	(³)	(³)	(³)
Primary products		3582-P	12/82	121.0	123.8	124.2	5.9	.3
Laundry equipment		3582-1	12/82	112.2	112.7	112.9	3.2	.2
Washer-extractor combinations		3582-113	12/82	109.2	109.9	110.1	2.5	.2
Other than coin-operated		3582-11312	12/82	112.0	113.7	113.8	2.3	.1
Drying tumblers		3582-114	12/82	112.5	114.6	114.7	2.7	.1
Coin-operated, over 16-pounds load		3582-11411	12/82	117.6	117.6	117.6	.6	0
Other than coin-operated		3582-11412	12/82	(³)	116.3	116.3	(³)	0

See footnotes at end of table.

Table 5. Producer price indexes for the net output of selected industries and their products—Continued

Industry and product ¹	Industry code	Product code	Index base	Index			Unadjusted percent change to Sep. 1987 from —	
				May 1987 ²	Aug. 1987 ²	Sep. 1987 ²	Sep. 1986	Aug. 1987
Commercial laundry equipment—Continued								
Flatwork ironers		3582-115	12/82	107.5	107.5	107.2	1.9	-0.3
Laundry presses		3582-116	12/82	(³)	118.8	(³)	(³)	(³)
Other commercial laundry equipment		3582-117	12/82	108.5	108.5	110.2	4.2	1.6
Commercial laundry equipment parts, attachments and accessories		3582-118	12/82	88.5	89.5	89.5	2.4	0
For washer-extractor combinations and drying tumblers		3582-11811	12/82	(³)	97.7	97.7	(³)	0
For other commercial laundry and pressing machinery and equipment		3582-11812	12/82	85.1	(³)	(³)	(³)	(³)
Dry cleaning equipment		3582-2	12/82	125.2	125.0	125.0	6.1	0
Secondary products and miscellaneous receipts		3582-SM						
Miscellaneous receipts		3582-M						
Resales		3582-Z89	06/87	(³)	100.0	102.0	(³)	2.0
Secondary products		3582-S	12/82	170.0	184.1	184.1	14.1	0
Refrigeration and heating equipment								
Primary products	3585	3585-P	12/82	106.5	106.7	106.9	.6	.2
Heat transfer equipment, except room and unitary air cond. and dehumidifiers		3585-1	12/82	109.4	109.8	110.4	1.5	.5
Central station air conditioning units, motor driven fan type		3585-112	12/82	118.7	118.7	122.1	4.1	2.9
Air-cooled refrigerant condensers remote type		3585-132	12/82	98.5	99.8	99.8	1.2	0
Shell-and-tube, coil, u-tube; and tube-in-tube liquid coolers		3585-136	12/82	114.1	(³)	(³)	(³)	(³)
Unit coolers (refrigeration)		3585-141						
Ceiling and wall-mounted types		3585-14101	12/82	111.6	112.4	112.4	1.9	0
Finned coils, air-conditioning and refrigeration type		3585-142	12/82	104.5	105.1	105.1	.2	0
Coil sales by oem for resale or assembly into equip. by other manuf. (all types)		3585-143	12/82	103.7	103.6	105.0	1.1	1.4
Centrifugal liquid chilling packages		3585-154	12/82	108.7	108.2	108.2	-5.0	0
Hermetic type		3585-15401	12/82	106.2	105.5	105.5	-6.2	0
Mobile vehicle refrigeration systems		3585-156	12/82	111.5	(³)	(³)	(³)	(³)
Mobile vehicle mechanical air conditioning systems		3585-161	12/82	108.9	(³)	109.5	2.2	(³)
For passenger automobiles and light trucks and vans		3585-1611	12/82	109.3	(³)	110.0	2.4	(³)
Sub-compact to compact automobiles		3585-16111	12/82	108.9	(³)	(³)	(³)	(³)
Mid-size to full-size automobiles		3585-16113	12/82	117.5	(³)	117.5	2.0	(³)
Icemaking machines		3585-175	12/82	110.2	110.3	110.2	.2	-1
Self-contained		3585-1751	12/82	110.2	110.2	110.2	.2	0
Ice-cube makers		3585-17511	12/82	105.6	105.6	105.6	.2	0
Flake and chip machines		3585-17512	12/82	128.6	128.6	128.6	.2	0
Not self-contained		3585-1752	12/82	101.0	101.3	101.3	.3	0
Reciprocating liquid chilling packages		3585-185	12/82	113.7	113.9	113.9	.4	0
Unitary air conditioners		3585-2	12/82	104.0	104.6	104.4	-9	-2
Air conditioners, except window and wall types		3585-21	12/82	106.8	108.7	108.7	-1.5	0
Single package (with or without evaporator fan)		3585-211	12/82	106.8	108.7	108.7	-1.5	.0
Horizontal		3585-2111	12/82	107.3	109.6	109.6	-1.7	0
Under 54,000 btu/hr		3585-21114	12/82	104.4	104.9	104.9	-1.2	0
Year-round air conditioners, single packages and remote condenser types, except heat pumps		3585-25	12/82	104.5	104.4	104.2	-9	-2
Under 44,000 btu/hr		3585-252	12/82	109.9	109.9	109.9	.5	0
44,000 to 134,999 btu/hr		3585-257	12/82	102.1	101.8	101.5	-2.5	-3
135,000 btu/hr and over		3585-258	12/82	102.2	(³)	102.1	-1	(³)
Heat pumps, except room air conditioners		3585-26	12/82	104.9	105.0	105.0	-8	0
Single package		3585-265	12/82	105.5	105.5	105.5	-5	0
Split system		3585-266	12/82	104.5	104.7	104.6	-1.0	-1
Split system air conditioning units		3585-29						
Air conditioning condensing units		3585-295	12/82	102.6	103.1	102.8	-1.0	-3
22,000 to 26,999 btu/hr		3585-29572	01/83	109.7	111.4	110.4	3.4	-9
27,000 to 32,999 btu/hr		3585-29573	12/82	99.2	100.0	(³)	(³)	(³)
33,000 to 38,999 btu/hr		3585-29574	12/82	99.2	98.9	(³)	(³)	(³)
Commercial refrigeration equipment		3585-3	12/82	113.0	113.0	113.1	1.8	.1
Refrigerated enclosures, include self-contained units, remote units w/wo cond. units		3585-31	12/82	115.1	115.1	115.2	2.5	.1
Reach-in refriger. and reach-in vert. display cabinets, with solid or glazed doors		3585-311	12/82	117.3	117.5	117.5	3.3	0
For normal temp. application, i.e., not intended for frozen foods, ice cream, etc.		3585-31115	12/82	118.7	119.0	119.1	4.0	.1
For low temperature application		3585-31118	12/82	115.6	115.6	115.6	2.6	0
Sectional coolers or cooling rooms of the prefabricated (factory produced) type		3585-312	12/82	113.1	113.1	113.1	2.0	0
Display cases for meats, dairy products, produce, other perishables, normal temp		3585-313	12/82	120.8	120.8	120.9	3.0	.1
Closed		3585-3131	12/82	110.8	110.8	111.3	1.0	.5
Open, self-service		3585-3132	12/82	122.5	122.5	(³)	(³)	(³)
Multi level		3585-31328	12/82	121.4	121.4	(³)	(³)	(³)
Display cases and cabinets for frozen foods, ice cream, etc., except coin operated		3585-314	12/82	110.0	110.0	110.0	1.5	0
Frozen food display cases, open self-service		3585-3141	12/82	110.2	110.2	110.2	1.2	0
One level		3585-31413	12/82	107.3	(³)	107.3	1.4	(³)
Mechanical drinking water coolers		3585-343	12/82	103.9	103.6	104.4	1.6	.8
Mechanical beverage cooling and dispensing equipment except coin-operated		3585-361	12/82	106.2	106.2	106.2	-2.7	0

See footnotes at end of table.

Table 5. Producer price indexes for the net output of selected industries and their products—Continued

Industry and product ¹	Industry code	Product code	Index base	Index			Unadjusted percent change to Sep. 1987 from —	
				May 1987 ²	Aug. 1987 ²	Sep. 1987 ²	Sep. 1986	Aug. 1987
Refrigeration and heating equipment—Continued								
Bulk beverage dispensers, including malt dispensers and pre-cooler cabinets		3585-36157	12/82	102.6	(^o)	102.6	-4.5	(^o)
Other commercial refrigeration, retarders, egg refrigeration, environment control equip., etc.		3585-397	12/82	112.4	(^o)	(^o)	(^o)	(^o)
Compressors and compressor units, all refrigerants		3585-4	12/82	99.1	98.9	98.9	.2	0
10 hp and under, hermetic type motor compressors		3585-412	12/82	101.1	101.1	101.1	.3	0
2.5 hp and under		3585-41211	12/82	100.5	(^o)	100.5	.3	(^o)
3 hp to 10 hp		3585-41236	12/82	102.2	(^o)	102.2	.1	(^o)
Over 10 hp (open and hermetic types)		3585-414	12/82	106.5	106.9	106.7	.9	-2
Auto air conditioning compressors		3585-418	02/83	95.1	94.4	94.4	-1	0
Open type, with or without motor		3585-41859	02/83	95.1	94.4	94.4	-1	0
Condensing units, all refrigerants except ammonia		3585-5	12/82	106.3	106.2	106.2	1.5	0
Air-cooled		3585-51	12/82	105.2	105.1	105.1	1.0	0
Hermetic type under 15 hp		3585-512	12/82	105.0	105.0	105.0	1.0	0
Over 3 hp but under 15 hp		3585-51209	12/82	104.9	104.6	104.6	.3	0
Water and air-cooled, open and hermetic type, 15 hp and over		3585-569	12/82	(^o)	(^o)	(^o)	(^o)	(^o)
Room air conditioners and dehumidifiers		3585-6						
Room air conditioners		3585-612	12/82	108.1	109.1	108.8	1.0	-3
Under 6,000 btu/hr		3585-61231	05/85	99.1	100.5	99.1	(^o)	-1.4
15,000 to 16,999 btu/hr		3585-61263	12/82	108.3	108.3	(^o)	(^o)	(^o)
Refrigeration and a/c equip. n.e.c., including soda fountain and beer dispensing equip		3585-7	12/82	111.0	110.5	110.8	1.7	.3
Soda fountain equipment		3585-711	12/82	116.1	116.7	117.1	3.1	.3
Evaporative air coolers		3585-794	12/82	102.3	(^o)	(^o)	(^o)	(^o)
Other refrigeration machinery and air conditioning equipment		3585-796	12/82	107.8	107.9	107.9	1.4	0
Other components and accessories for air conditioning and refrigeration equipment		3585-798	12/82	112.0	111.4	111.7	1.8	.3
Warm air furnaces, except floor and wall; and parts and attachments		3585-8	12/82	110.8	110.9	110.9	.5	0
Forced-air type furnaces (cast iron and steel)		3585-811	12/82	111.3	111.5	111.5	.5	0
Gas		3585-81107	12/82	111.3	111.5	111.5	.6	0
Secondary products and miscellaneous receipts		3585-SM						
Miscellaneous receipts		3585-M	12/82	107.5	106.5	106.4	-.5	-1
Resales		3585-Z89	12/82	111.2	109.7	109.7	-.6	0
Secondary products		3585-S	12/82	102.2	102.4	102.6	-.6	.2
Other secondary products		3585-SSS	12/82	104.7	105.1	105.0	-2.7	-1
Mobile vehicle parts and accessories		3714-S	12/82	98.6	(^o)	99.1	2.8	(^o)
Measuring and dispensing pumps								
Primary products	3586							
Gasoline dispensing pumps, computing type (filling station type)		3586-P	06/84	109.2	110.7	110.1	.3	-5
Single dispensing units		3586-1	06/84	104.7	105.4	105.4	-.3	0
With suction pumping units		3586-111	06/84	103.1	103.2	103.2	.0	0
Dual dispensing units		3586-11112	06/84	104.7	(^o)	104.7	.5	(^o)
Without suction pumping units		3586-11112	06/84	104.2	(^o)	104.2	.1	(^o)
Lubricating-oil and grease dispensing equipment		3586-112	06/84	101.9	102.1	102.1	-.2	0
Lubricating-oil pumps, including barrel pumps		3586-11211	06/84	103.5	(^o)	(^o)	(^o)	(^o)
Secondary products and miscellaneous receipts		3586-11212	06/84	97.3	97.8	97.8	-1.2	c
Secondary products		3586-SM	06/84	109.6	112.5	112.5	2.6	0
Secondary products		3586-S	06/84	110.7	111.8	111.8	1.0	0
Service industry machinery								
Primary products	3589							
Commercial cooking and food warming equipment		3589-P	06/82	116.0	116.6	116.6	1.9	0
Nonelectric commercial cooking and food warming equipment		3589-1	06/82	116.6	117.3	117.3	1.8	0
Commercial cooking stoves, ranges, ovens, and broilers		3589-11	06/82	117.2	117.2	117.2	3.0	0
Other commercial cooking equipment (except electric)		3589-111	06/82	119.1	119.1	119.1	3.8	0
Electric and microwave commercial cooking and food warming equipment		3589-119	06/82	118.6	118.7	118.7	3.2	0
Commercial ranges, ovens, and broilers		3589-16	06/82	119.8	119.8	119.8	5.1	0
Commercial food warming equipment, including hot food server units and steam tables		3589-161	06/82	115.9	115.9	115.9	2.4	0
Other commercial cooking equipment (electric)		3589-167	06/82	119.2	(^o)	(^o)	(^o)	(^o)
Coffee makers, coffee urns		3589-165	06/82	111.2	111.2	111.2	1.9	0
Service industry machines and parts		3589-167	06/82	116.1	116.1	116.1	2.1	0
Floor maintenance machinery, commercial and industrial		3589-16721	06/82	107.7	(^o)	(^o)	(^o)	(^o)
Floor scrubbing and sanding machines, commercial type		3589-2	06/82	116.5	117.5	117.5	1.6	0
Commercial carpet cleaners and shampoos		3589-23	06/82	122.9	122.9	122.9	.3	0
Sewage purification equipment		3589-232	06/82	122.3	122.3	122.3	1.7	0
Clarifier		3589-237	06/82	111.0	111.0	111.0	0	0
Pump station		3589-281	06/82	117.8	118.4	(^o)	(^o)	(^o)
Other industrial and commercial service machines		3589-28113	06/82	117.2	(^o)	(^o)	(^o)	(^o)
All other industrial and commercial service machines		3589-28116	06/82	114.1	114.7	(^o)	(^o)	(^o)
Parts and accessories for service industry machines		3589-292	06/82	115.9	116.4	116.4	1.0	0
Commercial and industrial vacuum cleaners		3589-29229	06/82	117.1	117.7	117.7	.9	0
Portable, including parts		3589-293	06/82	(^o)	(^o)	(^o)	(^o)	(^o)
Secondary products and miscellaneous receipts		3589-3	06/82	115.5	115.5	115.5	.3	0
Miscellaneous receipts		3589-311	06/82	114.5	114.5	114.5	.4	0
Resales		3589-SM						
Secondary products		3589-M	06/82	116.3	116.3	116.3	1.6	0
Resales		3589-Z89	06/82	103.3	103.3	103.3	2.2	0
Secondary products		3589-S	06/82	109.2	109.9	109.9	2.6	0

See footnotes at end of table.

Table 5. Producer price indexes for the net output of selected industries and their products—Continued

Industry and product ¹	Industry code	Product code	Index base	Index			Unadjusted percent change to Sep. 1987 from —	
				May 1987 ²	Aug. 1987 ²	Sep. 1987 ²	Sep. 1986	Aug. 1987
Miscellaneous machinery, except electrical	359		12/84	102.3	102.9	102.9	1.2	0
Carburetors, pistons, piston rings, and valves	3592		12/82	110.4	112.6	111.4	1.0	-1.1
Primary products		3592-P	12/82	108.6	111.3	109.9	1.3	-1.3
Carburetors		3592-1	12/82	109.1	109.1	109.1	.8	0
Carburetors, new		3592-1A	12/82	108.5	108.5	108.5	.4	0
Carburetors for motor vehicles		3592-111	12/82	108.2	108.2	108.2	.4	0
Carburetors for motor vehicles-replacement		3592-11101	12/82	120.8	120.8	120.8	3.2	0
Carburetors for motor vehicles-OEM		3592-11102	05/83	106.7	106.7	106.7	0	0
Rebuilt carburetors, all types		3592-171	12/82	119.0	119.0	119.0	7.4	0
Rebuilt carburetors for motor vehicles		3592-17101	12/82	119.0	119.0	119.0	7.4	0
Pistons and piston rings		3592-2	12/82	103.7	104.0	103.8	-1.1	-2
Pistons, all types except rough castings		3592-2A	12/82	99.0	99.7	99.3	-2.6	-4
Piston rings, all types		3592-2B	12/82	106.6	106.7	106.7	-1	0
Piston rings, oil type		3592-248	12/82	99.4	99.4	99.4	0	0
Piston rings, compression type		3592-249	12/82	108.9	108.9	108.9	-2	0
Piston rings, compression type for motor vehicle use		3592-255	12/82	107.0	107.0	107.0	-2	0
Piston rings, compression type for motor vehicle use-OEM		3592-25502	12/82	107.0	107.0	107.0	-2	0
Piston rings, compression type for all other uses		3592-257	12/82	117.3	117.6	117.6	.3	0
Valves, intake and exhaust		3592-3	12/82	114.4	(?)	(?)	(?)	(?)
Valves, intake and exhaust for all other uses		3592-363	12/82	101.0	(?)	(?)	(?)	(?)
Secondary products and miscellaneous receipts		3592-SM						
Secondary products		3592-S	12/82	119.6	119.7	119.7	.1	0
Other secondary products		3592-SSS	12/82	125.9	125.9	125.9	.1	0
Motor vehicle parts and accessories		3714-S	12/82	115.5	(?)	115.7	.2	(?)
Machinery, except electrical, not elsewhere classified	3599		06/84	103.6	103.9	104.2	1.3	.3
Primary products		3599-P	06/84	103.3	103.7	103.9	1.1	.2
Pneumatic and hydraulic cylinders, accumulators, cushions, and shock absorbers		3599-2	06/84	103.5	103.2	103.2	.5	.0
Hydraulic cylinders		3599-219	06/84	103.2	102.8	102.8	.7	0
Tie-rod types		3599-21911	06/84	107.2	107.2	107.2	2.3	0
Telescoping		3599-21913	06/84	102.1	102.1	102.1	0	0
Miscellaneous machinery products		3599-4	06/84	102.8	102.8	104.7	2.5	1.8
Flexible metal hose and tubing		3599-418	06/84	101.3	101.3	101.3	0	0
Metal bellows		3599-425	06/84	109.3	109.3	120.5	14.1	10.2
Other miscellaneous machinery products		3599-498	06/84	101.2	101.2	102.1	1.3	.9
Receipts for machine shop jobwork		3599-5	06/84	103.3	103.9	103.9	1.0	0
Automotive		3599-512	06/84	98.4	101.4	101.3	5.3	-1
Aerospace		3599-513	06/84	109.1	109.2	109.3	.8	.1
Electronics		3599-515	06/84	103.8	104.2	104.1	.6	-1
Fabricated metal products		3599-517	06/84	105.5	105.8	105.7	.2	-1
Machinery, parts and accessories		3599-519	06/84	111.6	111.7	111.7	.3	0
Mining, construction, and oilfield equipment		3599-521	06/84	98.9	98.9	98.9	-9	0
Appliances		3599-523	06/84	101.0	101.0	101.0	0	0
Chemical and petroleum		3599-527	06/84	108.9	108.9	108.6	-1	-3
Food processing and packaging		3599-529	06/84	104.6	104.6	104.6	0	0
Electrical machinery		3599-531	06/84	99.7	99.7	99.7	0	0
Agricultural equipment		3599-533	06/84	100.0	100.0	100.0	0	0
All other customers		3599-539	06/84	101.1	101.1	101.5	.4	.4
Maintenance and repair		3599-541	06/84	98.9	99.1	99.1	-1	0
Secondary products and miscellaneous receipts		3599-SM						
Miscellaneous receipts		3599-M	06/84	107.4	107.4	107.4	4.4	0
Resales		3599-Z89	06/84	103.4	103.4	103.4	.7	0
Secondary products		3599-S	06/84	105.9	105.9	106.0	-2	.1
Electrical and electronic machinery, equipment, and supplies	36		12/84	103.1	103.5	103.4	.8	-1
Electric transmission and distribution equipment	361		12/84	103.5	103.5	103.9	2.7	.4
Transformers	3612		06/81	113.9	114.7	115.0	2.9	.3
Primary products		3612-P	06/81	113.2	114.0	114.3	2.9	.3
Distribution transformers		3612-1						
Liquid immersed		3612-101	06/81	109.7	109.0	109.5	-2.0	.5
Pole type, 500 KVA or less, single phase		3612-10111	06/81	103.9	102.6	103.4	-3.1	.8
Pad mount, 500 KVA or less, single phase		3612-10112	06/81	111.2	110.9	111.0	-.4	.1
500 KVA or less, three phase		3612-10114	06/81	120.1	120.6	120.7	-1.7	.1
Power transformers		3612-2	06/81	109.8	113.0	113.6	11.3	.5
Small power transformers, one and three phase		3612-201	06/81	116.8	116.9	116.6	1.6	-3
501-2500 KVA, liquid immersed		3612-20121	06/81	124.7	125.1	124.1	1.6	-8
Large power transformers, one and three phase, liquid immersed		3612-202	06/81	105.3	110.5	111.7	18.8	1.1
10001-30000 KVA, without LTC		3612-20242	06/81	77.1	67.3	68.9	1.3	2.4
100000 KVA and above, with LTC		3612-20245	06/81	(?)	(?)	(?)	(?)	(?)
Fluorescent lamp ballasts		3612-3	06/81	117.3	117.2	116.9	.1	-3
Uncorrected power factor type		3612-301	06/81	116.6	117.6	117.3	.7	-3
Corrected power factor type		3612-302	06/81	117.4	117.2	116.8	0	-3
Specialty and all other transformers		3612-4	06/81	118.9	119.1	119.2	1.1	.1
Open core and coil, and all units end-bell enclosed, 250 KVA and less		3612-401	06/81	118.9	118.5	118.9	1.5	.3
High intensity discharge lamp transformers		3612-402	06/81	113.6	112.7	112.7	0	0

See footnotes at end of table.

Table 5. Producer price indexes for the net output of selected industries and their products—Continued

Industry and product ¹	Industry code	Product code	Index base	Index			Unadjusted percent change to Sep. 1987 from —	
				May 1987 ²	Aug. 1987 ²	Sep. 1987 ²	Sep. 1986	Aug. 1987
Transformers—Continued								
General purpose, one and three phase		3612-404	06/81	115.1	115.2	115.1	-0.1	-0.1
Power regulators and boosters, and reactors and other special purpose transformers		3612-405	06/81	121.1	121.6	121.8	2.8	.2
Transmission and distribution voltage regulators, including induction and step types		3612-40501	09/84	107.7	108.6	109.0	(³)	.4
Reactors and other special purpose transformers		3612-40502	06/81	118.8	118.8	118.8	.6	0
All other transformers including luminous tube and ignition, and saturable core reactors		3612-406	06/81	127.2	128.7	128.7	1.7	0
Secondary products and miscellaneous receipts		3612-SM						
Secondary products		3612-S	06/81	120.1	120.1	120.1	.3	0
Switchgear and switchboard apparatus	3613		06/85	104.1	103.8	104.2	2.8	.4
Primary products		3613-P	06/85	104.4	104.0	104.4	2.8	.4
Switchgear, except ducts and control circuit relays		3613-1	06/85	103.7	103.7	105.1	2.9	1.4
Metal-clad switchgear using power circuit breakers, all voltages, excl. load interrupter		3613-109	06/85	105.9	106.4	110.8	7.4	4.1
Metal-enclosed load interrupter switchgear assemblies, all voltages incl. parts		3613-111	06/85	92.4	(³)	(³)	(³)	(³)
Automatic and manual control panels (generators, transformers, etc.)		3613-112	06/85	105.8	105.8	(³)	(³)	(³)
Metal-enclosed air circuit breaker switchgear assemblies		3613-114	06/85	117.2	113.9	(³)	(³)	(³)
Outdoor power switching equip., incl. attachments and bus supports, but exc. power fuses		3613-141	06/85	101.0	101.0	101.0	.9	0
Distribution cutouts		3613-183	06/85	100.0	123.7	113.1	13.1	-8.6
Power circuit breakers, all voltages		3613-2	06/85	99.1	98.2	(³)	(³)	(³)
Panelboards, distribution boards and other switching and interrupting devices		3613-3	06/85	104.3	103.0	103.3	2.8	.3
Panelboards, including enclosing cabinets 750 volts and below		3613-31	06/85	104.2	105.5	105.5	3.6	0
Circuit breaker		3613-312	06/85	106.2	108.3	108.3	6.1	0
Distribution switchboards, 750 volts and below		3613-32	06/85	103.4	103.2	103.2	.6	0
Circuit breaker		3613-3217	06/85	98.4	97.9	97.9	.4	0
Other including theater switchboard		3613-3219	06/85	111.0	111.9	111.9	5.9	0
Switches, exc. snap, toggle and rotary switches, 750 volts and below		3613-33	06/85	103.5	102.8	102.9	3.6	.1
Knife switches, enclosed general duty		3613-3322	06/85	104.6	104.1	103.8	3.9	-3
Other switches, including open knife and motor contact switches		3613-3333	06/85	103.5	103.5	103.5	2.9	0
Other switchgear apparatus incl. air cir. breakers sold separately		3613-398	06/85	108.4	99.4	101.0	2.0	1.6
Fuses and fuse equipment, under 2,300 volts, excluding power distribution cutouts		3613-4	06/85	109.2	109.2	109.2	1.6	0
Nonrenewable cartridge fuses		3613-451	06/85	115.1	115.1	115.1	2.7	0
Other fuses and open fuse material, incl. cutouts, clips, bases, etc.		3613-493	06/85	102.4	102.4	102.4	-2	0
Molded case circuit breakers		3613-5	06/85	104.1	104.5	104.6	4.2	.1
Industrial type, 1000 v. and below, incl. attachments or accessories		3613-511	06/85	105.6	(³)	105.6	4.8	(³)
Residential or light duty type, 1000 v. and below		3613-512	06/85	102.2	101.9	102.3	3.1	.4
Relays, control circuit		3613-7	06/85	107.2	107.5	106.6	2.8	-8
A.c. and d.c. magnetic control circuit relays, excluding overload relays		3613-711	06/85	107.9	107.9	106.9	2.7	-9
Secondary products and miscellaneous receipts		3613-SM						
Miscellaneous receipts		3613-M	06/85	97.2	98.4	98.4	1.2	0
Resales		3613-289	06/85	97.2	98.4	98.4	1.2	0
Secondary products		3613-S	06/85	107.0	107.0	107.9	3.9	.8
Other secondary products		3613-SSS	06/85	114.9	114.9	116.3	7.2	1.2
Electrical industrial apparatus	362		12/84	104.2	104.4	105.1	1.2	.7
Electric motors and generators	3621		06/83	110.2	110.6	111.4	1.5	.7
Primary products		3621-P	06/83	109.5	110.2	111.0	1.8	.7
Fractional horsepower motors and generators		3621-1	06/83	107.8	108.8	109.9	1.0	1.0
Automobile accessory motors		3621-111	06/83	96.6	96.5	96.5	-3.6	0
Universal motors (cased)		3621-115	06/83	116.8	120.6	120.6	3.3	0
Universal motors and generators, D.C.		3621-17	06/83	105.5	105.9	107.6	2.3	1.6
Case diameter: up to 3 inches		3621-171	06/83	102.2	103.2	103.2	2.3	0
Case diameter: 3 inches to 9 inches		3621-172	06/83	107.9	107.9	110.8	2.4	2.7
Universal motors, A.C.		3621-18	06/83	111.4	112.6	114.2	1.7	1.4
Skeleton type shaded pole motors		3621-181	06/83	102.7	(³)	(³)	(³)	(³)
Conventional type shaded pole motors		3621-182	06/83	105.1	107.5	107.3	-1.8	-2
Case diameter: up to 3 3/4 inches		3621-18201	06/83	99.4	101.5	101.5	-8.3	0
Case diameter: 3 3/4 inches to 9 inches		3621-18202	06/83	114.0	116.9	116.3	8.4	-5
Other A.C. motors, excluding clock type		3621-183	06/83	113.9	114.4	116.7	2.4	2.0
Case diameter: up to 5 3/8 inches		3621-18301	06/83	109.2	109.2	111.1	.9	1.7
Case diameter: 5 3/8 inches to 9 inches		3621-18302	06/83	114.7	115.4	117.8	2.7	2.1
Integral horsepower motors and generators, except for land transportation equipment		3621-2	06/83	104.0	104.4	105.7	1.2	1.2
A.C. generators, except turbine driven, arc welding, and aerospace		3621-2D	06/83	96.2	96.2	96.2	.4	0
3/4 to 400 kw		3621-241	06/83	100.8	100.8	100.8	.9	0
A.C. motors		3621-21	06/83	104.6	104.6	106.2	1.0	1.5
Single phase, all h.p. ratings		3621-222	06/83	91.7	91.7	91.7	0	0
Polyphase-induction		3621-223	06/83	105.1	105.1	106.9	.9	1.7
1 to 500 h.p.		3621-22301	06/83	107.9	107.9	109.8	1.0	1.8
Prime mover generator sets		3621-4	06/83	111.8	111.8	111.8	1.5	0
Diesel engine driven (A.C. and D.C. output)		3621-421	06/83	104.0	104.0	104.0	(³)	0

See footnotes at end of table.

Table 5. Producer price indexes for the net output of selected industries and their products—Continued

Industry and product ¹	Industry code	Product code	Index base	Index			Unadjusted percent change to Sep. 1987 from —	
				May 1987 ²	Aug. 1987 ²	Sep. 1987 ²	Sep. 1986	Aug. 1987
Electric motors and generators—Continued								
Fractional horsepower motor-generator sets		3621-7						
Other rotating equipment		3621-71	06/83	116.5	116.9	116.9	1.9	0
Synchros, servos, rate generators, resolvers, and combinations		3621-753	06/83	116.4	116.9	116.9	2.0	0
Integral horsepower motor-generator sets		3621-8	06/83	134.1	134.3	134.3	8.0	0
All other integral rotating equipment		3621-831	06/83	134.4	134.6	134.6	8.0	0
Parts and supplies for motors, generators and sets		3621-911	06/83	108.6	110.9	110.9	2.1	0
Secondary products and miscellaneous receipts		3621-SM						
Secondary products		3621-S	06/83	116.4	114.4	114.4	-1.7	0
All other secondary products		3621-SSS	06/83	110.7	107.9	107.9	-2.4	0
Industrial controls								
Industrial controls	3622		06/85	103.7	103.9	104.7	1.8	.8
Primary products		3622-P	06/85	103.8	103.8	104.4	1.8	.6
General industrial controls		3622-A	06/85	105.1	105.2	106.2	2.9	1.0
Starters, contactors and motor control centers		3622-1	06/85	104.4	104.7	106.7	2.8	1.9
Full voltage starters, AC, 1000 volts or less		3622-112	06/85	109.0	109.0	109.0	4.1	0
Non-combination full voltage starter		3622-11201	06/85	108.9	108.9	108.9	4.0	0
Combination full voltage AC starter		3622-11202	06/85	109.2	109.2	109.2	4.2	0
Contactors, AC, 1000 volts or less		3622-113	06/85	109.5	109.5	109.5	5.3	0
Motor control center, 1000 volts or less		3622-116	06/85	98.3	100.4	103.6	.9	3.2
Other starters, contactors and controls		3622-119	06/85	99.9	97.7	104.8	1.1	7.3
Medium voltage starter or contactor, 1001-7200 volts		3622-11918	06/85	(?)	93.0	(?)	(?)	(?)
Pilot or control circuit device		3622-2	06/85	108.3	108.5	108.5	4.1	0
Limit switch or other position sensor, solid state or mechanical		3622-231	06/85	108.3	108.3	108.3	4.2	0
Mechanical		3622-23101	06/85	108.3	108.3	108.3	4.2	0
Interval timers, and other industrial pilot circuit devices		3622-242	06/85	106.8	107.3	107.3	3.0	0
Industrial pushbuttons, selector switches, pilot lights, foot switches and push button stations		3622-244	06/85	108.9	109.2	109.2	4.3	0
Brake, clutch or related electrically operated device (excluding dynamic braking controls)		3622-321	06/85	102.7	102.7	103.7	1.9	1.0
Other general purpose controls and accessories		3622-497	06/85	103.8	103.8	103.8	2.1	0
Specific application industrial controls		3622-B	06/85	100.4	100.1	100.4	.7	.3
Rheostat or resistor for use in motor field circuit, sold separately		3622-381	06/85	101.0	101.0	101.0	0	0
Control for packaged adjustable speed drive		3622-896	06/85	102.6	102.6	102.6	0	0
Machine tool controls		3622-7	06/85	83.5	83.4	83.4	1.6	0
Digital readout numerical control (including dial and plugboard type)		3622-759	06/85	100.0	100.0	100.0	0	0
Other specific, special or definite purpose controls and devices		3622-8	06/85	104.5	104.0	104.6	.9	.6
Definite purpose contactor or starter, 600 volts or less		3622-849	06/85	101.3	101.3	101.3	(?)	0
Programmable controller, sold separately		3622-871	06/85	102.9	102.9	103.3	.3	.4
Other special controls except programmable controllers		3622-876	06/85	106.4	105.4	106.3	1.8	.9
Resistance welding control		3622-87601	06/85	108.5	105.4	107.0	4.8	1.5
AC or DC control panel or other specific purpose control		3622-87602	06/85	105.4	105.4	106.0	.6	.6
Renewal parts		3622-999	06/85	112.4	112.4	112.4	-1.1	0
Secondary products and miscellaneous receipts		3622-SM						
Contract work and other miscellaneous receipts		3622-XY9	06/85	113.3	115.3	114.7	1.2	-.5
Secondary products		3622-S	06/85	100.7	101.1	103.6	3.2	2.5
Switchgear, switchboards, control circuit relays and related devices		3613-S	06/85	100.4	100.4	100.4	0	0
Other secondary products		3622-SSS	06/85	101.1	101.8	106.6	6.0	4.7
Welding apparatus, electric								
Welding apparatus, electric	3623		12/84	103.9	104.1	104.3	1.1	.2
Primary products		3623-P	12/84	103.8	104.0	104.3	1.3	.3
Arc welding machines, components, and accessories, excluding electrodes		3623-1	12/84	104.2	105.3	105.3	2.7	0
Arc welding machines		3623-11	12/84	104.9	106.5	106.6	2.9	.1
Transformer type, A.C., 300 amps and under		3623-114	12/84	103.9	104.1	103.8	.6	-.3
Rectifier types, incl. A.C.-D.C.		3623-132	12/84	104.8	108.0	108.0	3.8	0
D.C. arc welders, complete, engine driven		3623-133	12/84	105.9	107.0	107.7	4.4	.7
Components and accessories for arc welding apparatus, excluding electrodes		3623-12	12/84	102.8	102.8	102.7	2.4	-.1
All other accessories for arc welding machines, excluding electrodes and welding rods		3623-159	12/84	106.3	106.3	105.7	3.5	-.6
Arc welding electrodes		3623-2	12/84	101.8	101.1	101.9	-.1	.8
Stick electrodes, straightened and cut lengths, including solid, cored, covered and bare		3623-21	12/84	102.1	102.6	102.8	.6	.2
Mild steel		3623-211	12/84	102.8	103.1	103.5	.5	.4
Coiled/spooled continuous wire electrodes for including arc weld and inert gas shielded		3623-22	12/84	101.4	98.9	100.5	-1.3	1.6
Solid wire		3623-221	12/84	101.3	98.1	100.7	-.6	2.7
Mild steel		3623-22152	12/84	102.3	96.8	101.3	-1.0	4.6
Cored wire (shielded)		3623-222						
Mild steel		3623-22261	12/84	101.4	100.1	100.1	-2.4	0
Resistance welders, components, accessories, and electrodes		3623-3	12/84	109.2	109.3	109.3	1.8	0
Flash, upset, butt and all other resistance type welders		3623-352	12/84	120.8	120.8	120.8	3.6	0
Resistance welder accessories, including electrode holders		3623-381	12/84	112.8	112.8	112.8	2.9	0
Secondary products and miscellaneous receipts		3623-SM						
Miscellaneous receipts		3623-M	12/84	100.0	101.0	101.0	1.0	0
Secondary products		3623-S						
Other secondary products		3623-SSS	12/84	106.1	105.9	105.7	-.4	-.2

See footnotes at end of table.

Table 5. Producer price indexes for the net output of selected industries and their products—Continued

Industry and product ¹	Industry code	Product code	Index base	Index			Unadjusted percent change to Sep. 1987 from —	
				May 1987 ²	Aug. 1987 ²	Sep. 1987 ²	Sep. 1986	Aug. 1987
Carbon and graphite products	3624		06/85	97.5	97.9	97.9	-3.3	0
Primary products		3624-P	06/85	97.0	97.4	97.4	-3.8	0
Carbon and graphite electrodes		3624-1	06/85	92.1	92.1	92.1	-8.1	0
Graphite electrodes		3624-156	06/85	88.6	88.6	88.6	-10.2	0
Carbon and graphite products, excluding electrodes		3624-9	06/85	102.8	103.7	103.7	1.3	0
Brushes, contacts, and brushplates		3624-91	06/85	103.1	103.0	103.0	.2	0
Automotive brushes, including replacement and coded, excluding auto accessory brushes		3624-911	06/85	97.6	97.2	97.2	.5	0
All other fractional horsepower brushes & contacts, including replacement & miniature brushes		3624-913	06/85	103.7	103.7	103.7	.1	.0
All other industrial brushes and contacts		3624-915	06/85	105.0	105.0	105.0	0	0
Carbon & graphite products except electrodes, brushes, contacts & brushplates		3624-98	06/85	102.7	103.9	103.9	1.7	0
Products with mechanical application excluding metallic oilless bearings		3624-983	06/85	102.5	102.5	102.5	1.7	0
Products with other applications including chemical, metallurgical, & refractory usages		3624-989	06/85	103.0	104.8	104.8	2.5	0
Secondary products and miscellaneous receipts		3624-SM						
Secondary products		3624-S	06/85	100.6	100.6	100.6	-5	0
Other secondary products		3624-SSS	06/85	101.1	101.1	101.1	0	0
Electrical industrial apparatus, n.e.c.	3629		12/85	100.5	100.4	101.5	2.4	1.1
Primary products		3629-P	12/85	100.2	100.2	101.3	2.5	1.1
Capacitors for industrial use, except electronic		3629-1	12/85	97.2	99.6	103.4	9.2	3.8
A.C. capacitors and other electrical capacitors		3629-112	12/85	104.3	112.7	116.4	13.5	3.3
Rectifying apparatus, except electronic		3629-2	12/85	101.3	100.4	100.4	.1	0
Semiconductor power conversion apparatus		3629-211	12/85	101.8	101.4	101.5	.8	.1
Semiconductor battery chargers		3629-21111	12/85	102.7	101.9	102.0	.6	.1
Other rectifying (power conversion) apparatus		3629-212	12/85	99.0	95.7	96.0	-2.6	.3
Other electrical equipment for industrial use		3629-3	12/85	101.2	100.7	100.9	.9	.2
Other miscellaneous electrical industrial apparatus, n.e.c., including thermic generators		3629-319	12/85	101.4	100.9	101.1	1.1	.2
Secondary products and miscellaneous receipts		3629-SM						
Secondary products		3629-S	12/85	101.8	100.3	101.9	1.5	1.6
Household appliances	363		12/84	99.8	99.8	99.4	-4	-4
Household cooking equipment and parts	3631		06/81	109.6	109.6	109.2	.2	-4
Primary products		3631-P	06/81	109.6	109.6	109.1	.1	-5
Electric, electronic, and microwave household cooking units and parts		3631-1	06/81	106.9	106.9	106.4	-6	-5
Free-standing electric ranges and ovens		3631-1A	06/81	115.1	115.1	114.7	-9	-3
Free-standing ranges under 23 inches in width		3631-111	08/81	127.1	(?)	(?)	(?)	(?)
Free-standing ranges 23 to 32 inches in width		3631-112	06/81	114.5	114.5	114.1	-9	-3
Low oven		3631-11201	06/81	114.5	114.3	113.9	-1.0	-3
Other than free-standing electric ranges		3631-1B	06/81	126.0	125.2	122.0	-3.2	-2.6
Built-in ranges		3631-121	06/81	118.4	118.6	114.0	-3.7	-3.9
Surface cooktops		3631-21113	06/81	(?)	114.4	113.9	.1	-4
Microwave cooking equipment		3631-1C	06/81	87.5	87.6	87.8	1.5	.2
Portable microwave ovens		3631-174	06/81	81.0	81.1	81.3	2.0	.2
Gas household units and parts		3631-3	06/81	115.8	115.8	115.3	1.9	-4
Standard type gas ranges		3631-3A	06/81	116.4	116.4	115.9	2.1	-4
Free-standing gas ranges		3631-312	06/81	116.2	116.2	116.2	2.9	0
Free-standing gas ranges over 32 inches		3631-31211	06/81	127.9	127.9	(?)	(?)	(?)
Free-standing gas ranges over 24 to 32 inches in width		3631-31213	06/81	113.1	113.1	(?)	(?)	(?)
Free-standing gas ranges 24 inches and under in width		3631-31215	06/81	122.8	122.8	(?)	(?)	(?)
Nonstandard type gas ranges		3631-3B						
Outdoor cooking equipment and all other household cooking equipment except gas and electric		3631-4						
Outdoor cooking equipment		3631-4A	06/81	112.4	112.4	112.4	0	0
Permanently installed outdoor cooking units		3631-411						
Portable outdoor cooking units		3631-412	06/81	111.2	111.2	111.2	0	0
Solid fuel consuming		3631-41211	06/81	112.0	(?)	(?)	(?)	(?)
Other fuel consuming		3631-41213	06/81	105.0	105.0	105.0	0	0
Other household cooking equipment except gas and electric		3631-421	06/81	(?)	(?)	(?)	(?)	(?)
Secondary products and miscellaneous receipts		3631-SM						
Miscellaneous receipts		3631-M	06/81	108.9	(?)	(?)	(?)	(?)
Resales		3631-Z89	06/81	108.9	(?)	(?)	(?)	(?)
Secondary products		3631-S	06/81	113.8	113.8	113.8	0	0
Household refrigerators and freezers	3632		12/81	108.3	107.6	107.6	-5	0
Primary products		3632-P	12/81	109.8	109.3	109.3	-1	0
Household refrigerators, including combination refrigerator-freezers, complete units		3632-1	12/81	110.3	109.6	109.6	-4	0
14.4 cubic feet and under		3632-102	12/81	107.3	107.3	107.3	0	0
17.5 to 19.4 cubic feet		3632-143	12/81	108.4	107.9	107.9	-9	0
19.5 cubic feet and over		3632-148	12/81	109.9	108.2	108.2	-1.4	0
Secondary products and miscellaneous receipts		3632-SM						
Secondary products		3632-S	12/81	103.5	102.1	102.1	-1.6	0
Household laundry equipment	3633		12/79	130.8	131.0	130.2	-5	-6

See footnotes at end of table.

Table 5. Producer price indexes for the net output of selected industries and their products—Continued

Industry and product ¹	Industry code	Product code	Index base	Index			Unadjusted percent change to Sep. 1987 from —	
				May 1987 ²	Aug. 1987 ²	Sep. 1987 ²	Sep. 1986	Aug. 1987
Household laundry equipment—Continued								
Primary products		3633-P	12/79	132.2	132.4	131.4	-0.2	-0.8
Household mechanical washing machines, dryers, and washer-dryer combinations		3633-1	12/79	128.0	128.2	127.1	-.5	-.9
Washing machines, mechanical, electric		3633-1A	12/79	124.9	123.8	123.3	-1.2	-4
Fully automatic and semi-automatic, standard size		3633-131	12/79	124.7	123.5	123.1	-1.3	-3
Dryers, mechanical		3633-15	12/79	133.5	136.4	134.1	.8	-1.7
Electric		3633-155	12/79	135.8	139.9	136.8	1.0	-2.2
Other equipment and parts		3633-3						
Secondary products and miscellaneous receipts		3633-SM						
Miscellaneous receipts		3633-M						
Secondary products		3633-S	12/79	122.3	122.3	122.3	-2.9	0
Electric housewares and fans								
Primary products	3634	3634-P	12/82	103.0	103.7	103.0	.1	-.7
Electric fans, except industrial, excluding parts		3634-1	12/82	96.9	98.7	97.9	-.1	-.8
Desk and wall bracket fans		3634-11						
Permanent window fan, reversible and nonreversible		3634-17						
Kitchen ventilating and exhaust fans, including range and oven hoods		3634-18	12/82	102.5	105.5	104.7	.3	-.8
Electric range hoods, ducted and nonducted		3634-184	12/82	(³)	104.1	102.5	-1.3	-1.5
All other kitchen ventilating and exhaust fans		3634-187	12/82	(³)	107.5	107.7	(³)	.2
All other household fans, excluding roof ventilators, furnace and air conditioning fans		3634-198	12/82	96.2	90.9	88.8	-8.6	-2.3
Small household appliances, excluding parts		3634-5	12/82	103.3	103.7	103.0	-.4	-.7
Ovens and roasters (with or without broiler attachments)		3634-524	12/82	91.7	(³)	(³)	(³)	(³)
Automatic coffeemakers		3634-53	12/82	99.8	99.8	(³)	(³)	(³)
Vacuum, percolator, and drip coffeemakers		3634-525	12/82	(³)	98.9	(³)	(³)	(³)
Automatic toasters		3634-536	12/82	98.8	(³)	(³)	(³)	(³)
Air space heaters		3634-54	12/82	115.4	114.6	115.0	.3	.3
Portable room heaters		3634-541	12/82	106.8	105.0	106.1	-2.8	1.0
Fan-forced type		3634-54101	12/82	107.1	105.2	106.4	-3.0	1.1
All other portable room heaters		3634-54102	12/82	102.7	(³)	(³)	(³)	(³)
Space heater for fixed installation, all types		3634-545	12/82	120.7	120.6	120.5	2.2	-.1
Baseboard, excluding glass panel type		3634-54501	12/82	116.9	116.4	116.4	.6	0
All others, excluding warm air furnaces		3634-54502	12/82	125.4	125.7	125.6	4.1	-.1
Electric fry pans (skillet)		3634-542	12/82	(³)	97.7	97.7	(³)	0
All other household cooking and heating appliances		3634-549	12/82	110.6	(³)	(³)	(³)	(³)
Household food preparation appliances		3634-57	12/82	100.4	101.6	97.9	-2.5	-3.6
Food mixers, including standard attachments		3634-571	12/82	101.9	103.0	99.2	-2.6	-3.7
Stand mixers		3634-57102	06/87	(³)	100.0	(³)	(³)	(³)
Blenders (liquifiers)		3634-57103	12/82	(³)	102.0	(³)	(³)	(³)
All other household food preparation appliances		3634-578	12/82	(³)	96.2	92.5	-2.2	-3.8
Blankets and all other electric bed coverings		3634-583	12/82	101.6	101.6	101.6	2.1	0
Heating pads, including foot warmers		3634-587	12/82	125.8	(³)	(³)	(³)	(³)
Portable humidifiers		3634-596	12/82	106.5	(³)	(³)	(³)	(³)
All other electric appliances		3634-598	12/82	103.4	103.4	103.4	-.1	0
All other electric appliances		3634-59805	12/82	111.9	111.9	111.9	-.3	0
Parts and attachments for small electric appliances		3634-9						
All other parts and attachments		3634-912	12/82	104.9	104.9	104.9	0	0
Electrothermal		3634-91201	12/82	104.2	(³)	104.2	.2	(³)
Secondary products and miscellaneous receipts		3634-SM						
Miscellaneous receipts		3634-M						
Resales		3634-Z89	01/86	(³)	94.0	92.2	(³)	-1.9
Secondary products		3634-S	12/82	110.1	109.8	110.0	2.2	.2
Household vacuum cleaners								
Primary products	3635	3635-P	12/82	106.3	106.3	106.0	.7	-.3
Household vacuum cleaners, including parts and attachments		3635-1	12/82	105.4	105.4	105.1	.7	-.3
Hand held vacuum cleaners		3635-111	12/82	100.0	100.0	100.0	(³)	0
Upright vacuum cleaners		3635-133	12/82	107.1	107.1	106.1	1.1	-.9
Canister, tank, and all other general purpose vacuum cleaners		3635-137	12/82	104.2	104.2	104.3	.6	.1
Complete power units, central system type		3635-141	12/82	108.5	108.5	108.5	0	0
Secondary products and miscellaneous receipts		3635-SM						
Miscellaneous receipts		3635-M	12/82	103.0	(³)	(³)	(³)	(³)
Secondary products		3635-S	12/82	113.3	114.1	113.9	1.0	-.2
Other secondary products		3635-SSS	12/82	112.9	112.9	112.9	(³)	0
Household appliances, n.e.c.		3639-S	12/82	113.7	115.1	114.8	(³)	-.3
Sewing machines								
Primary products	3636	3636-P	12/83	108.7	109.5	109.4	4.2	-.1
Industrial sewing machines, including parts and attachments		3636-2	12/83	108.3	109.1	109.0	4.3	-.1
Industrial sewing machine heads		3636-274	12/83	107.5	107.6	107.5	1.2	-.1
Overedge stitch		3636-27403	12/83	104.3	104.3	104.3	.8	0
Parts & attachments for industrial sewing machinery		3636-285	12/83	111.7	111.7	111.7	3.3	0
All other parts and attachments		3636-28503	12/83	116.2	116.4	116.2	1.0	-.2
Household appliances, not elsewhere classified	3639	3639-P	12/82	107.0	105.8	105.1	-3.8	-.7
Primary products		3639-1	12/82	106.3	105.2	104.5	-4.3	-.7
Electric water heaters		3639-101	12/82	107.3	107.2	106.9	-.4	-.3
Electric water heaters, storage type		3639-101	12/82	107.3	107.2	106.9	-.4	-.3

See footnotes at end of table.

Table 5. Producer price indexes for the net output of selected industries and their products—Continued

Industry and product ¹	Industry code	Product code	Index base	Index			Unadjusted percent change to Sep. 1987 from —	
				May 1987 ²	Aug. 1987 ²	Sep. 1987 ²	Sep. 1986	Aug. 1987
Household appliances, not elsewhere classified—Continued								
Electric water heaters, storage type, 34 gallons and under		3639-10111	12/82	116.6	116.6	116.6	1.8	0
Electric water heaters, storage type, 35 to 44 gallons		3639-10112	12/82	105.6	105.7	105.4	-1.2	-3
Electric water heaters, storage type, 45 to 54 gallons		3639-10114	12/82	103.0	102.8	102.0	-8	-8
Electric water heaters, storage type, 55 gallons and over		3639-10115	12/82	102.3	102.4	102.2	-2.9	-2
Non-electric water heaters		3639-2	12/82	111.4	110.9	108.3	-7	-2.3
Gas water heaters, direct fired storage type		3639-212	12/82	110.9	110.2	106.9	-1.6	-3.0
Gas water heaters, direct fired storage type, 34 gallons and under ..		3639-21202	12/82	104.3	(³)	(³)	(³)	(³)
Gas water heaters, direct fired storage type, 35 to 44 gallons		3639-21204	12/82	108.9	108.7	106.2	-2.8	-2.3
Secondary products		3639-S	12/82	113.2	111.2	110.9	1.0	-3
Service industry machinery, n.e.c.		3589-S	12/82	120.3	118.3	117.9	1.0	-3
Electric lighting and wiring equipment	364		12/84	104.8	105.2	105.1	1.4	-1
Electric lamps	3641		12/83	105.7	106.1	105.9	.9	-2
Primary products		3641-P	12/83	105.4	105.7	105.5	.8	-2
Photographic incandescent lamps		3641-1	12/83	112.4	111.7	111.7	-1.8	0
Large incandescent lamps, except photographic and Christmas tree		3641-2	12/83	100.9	101.2	101.0	.3	-2
General lighting		3641-21	12/83	95.7	95.7	95.7	-1.6	0
White lamps, 15-150 watts, 100-130 volts		3641-211	12/83	91.0	91.0	91.0	-3.7	0
Reflector, 100-130 volts		3641-23	12/83	114.8	114.8	114.8	2.4	C
R-type (blown glass)		3641-232	12/83	119.7	119.7	119.7	2.1	0
Tungsten halogen (quartz iodine), excluding 650 watt sungun lamps ...		3641-26	12/83	69.5	74.8	71.6	-1.9	-4.3
Miniature incandescent lamps, except Christmas tree		3641-3	12/83	102.0	103.7	102.9	2.8	-8
Electric discharge lamps, except Christmas tree		3641-4	12/83	109.5	109.5	109.5	1.6	0
Fluorescent, hot cathode		3641-42	12/83	111.3	111.3	111.3	2.2	0
Miscellaneous electrical discharge		3641-43	12/83	104.5	104.6	104.7	-1	.1
Sodium, photo-chemical and other miscellaneous electrical discharge		3641-433	12/83	99.7	99.8	100.3	-4	.5
Secondary products and miscellaneous receipts		3641-SM						
Current-carrying wiring devices	3643		12/81	121.3	121.7	121.5	.4	-2
Primary products		3643-P	12/81	120.9	121.6	121.4	1.6	-2
Current-carrying wiring devices		3643-1	12/81	120.9	121.6	121.4	1.6	-2
Lampholders		3643-1A	12/81	133.2	133.2	133.2	1.5	0
Special purpose switches		3643-1D	12/81	111.5	114.3	114.7	4.4	.3
Dimmers and all other special purpose switches		3643-177	12/81	125.7	126.3	126.3	-1	0
Wire connectors		3643-1E	12/81	121.6	121.6	121.6	.1	0
Attachment plug caps and flanged inlets, excluding pin and sleeve		3643-1F	12/86	101.8	(³)	101.3	(³)	(³)
Convenience and power outlets, excluding pin and sleeve		3643-1G	12/81	93.6	93.5	93.5	-4.1	0
Convenience and power outlets: 2-pole, 3-wire and up (flush), nonlocking, 15 amps and under		3643-131	12/81	103.9	(³)	103.8	.1	(³)
All other current-carrying wiring devices		3643-198	12/81	126.5	126.5	122.3	-2.9	-3.3
Secondary products and miscellaneous receipts		3643-SM						
Secondary products		3643-S	12/81	122.2	121.2	121.2	-5.2	0
Other secondary products		3643-SSS	12/81	123.9	122.9	122.9	-5.2	0
Noncurrent-carrying wiring devices	3644		12/81	124.3	126.2	125.9	3.7	-2
Primary products		3644-P	12/81	122.7	124.5	124.1	3.0	-3
Electrical transmission line and utility pole hardware		3644-1	12/81	109.0	109.0	109.0	.3	0
Pole and transmission line hardware, commercially available		3644-111	12/81	107.8	107.7	107.7	.3	0
All other commercially available pole and transmission line hardware		3644-11113	12/81	(³)	(³)	91.1	(³)	(³)
Electrical conduit and conduit fittings		3644-2	12/81	120.3	122.1	121.3	3.7	-7
Electrical conduit, raceways, and wireways		3644-21	12/86	100.5	102.3	100.9	(³)	-1.4
Flexible nonmetallic conduit, including plastics and liquid-tight		3644-217	12/86	100.0	100.0	101.0	(³)	1.0
Metal raceways and wireways, including fittings: surface and underfloor		3644-218	12/81	119.3	121.8	121.7	1.9	-1
Electrical conduit fittings		3644-28	12/86	101.3	102.3	102.9	(³)	.6
Rigid metal conduit fittings: cast conduit bodies, covers, and gaskets		3644-281	12/81	149.1	154.0	154.0	6.8	0
All other rigid metal conduit fittings, including couplings, nipples, bends, and elbows		3644-282	12/81	116.5	118.0	117.5	(³)	-4
EMT fittings (couplings and connectors), all types		3644-284	12/81	125.0	124.6	127.0	7.1	1.9
Cable, cord, and flexible conduit fittings		3644-286	04/82	125.5	125.7	125.8	(³)	.1
All other electrical metal conduit fittings		3644-287	12/81	110.9	110.3	110.4	(³)	.1
All other noncurrent-carrying wiring devices		3644-3	12/81	136.7	139.7	139.9	3.9	.1
Stamped metal boxes, covers, and accessories, including stamped conduit boxes		3644-33	12/81	145.3	149.9	149.2	4.4	-5
Stamped metal switch and receptacle boxes		3644-331	12/81	141.6	140.1	143.9	3.9	2.7
Stamped metal outlet boxes		3644-332	12/81	166.1	172.1	169.5	3.0	-1.5
Stamped metal covers		3644-333	12/81	115.6	(³)	121.2	(³)	(³)
Cast metal boxes, covers, gaskets, and accessories		3644-34	12/81	129.6	133.0	135.4	7.5	1.8
Junction type		3644-343	12/81	123.9	123.9	123.9	1.3	0
All other types, incl. outlet, FS and FD switch and receptacle boxes		3644-344	12/81	134.3	(³)	(³)	(³)	(³)
Plastic boxes and covers		3644-357	12/81	120.0	120.0	124.0	(³)	3.3
All other noncurrent-carrying wiring devices, including floor boxes and covers		3644-375	12/81	120.7	120.7	120.9	2.5	.2
Secondary products and miscellaneous receipts		3644-SM						

See footnotes at end of table.

Table 5. Producer price indexes for the net output of selected industries and their products—Continued

Industry and product ¹	Industry code	Product code	Index base	Index			Unadjusted percent change to Sep. 1987 from —	
				May 1987 ²	Aug. 1987 ²	Sep. 1987 ²	Sep. 1986	Aug. 1987
Noncurrent-carrying wiring devices—Continued								
Miscellaneous receipts		3644-M	12/86	101.5	101.5	101.5	(³)	0
Resales		3644-Z89	12/86	101.6	101.6	101.6	(³)	0
Secondary products		3644-S	12/81	129.9	132.8	132.7	6.6	-1
Current-carrying wiring devices		3643-S	12/81	141.0	141.0	141.2	3.1	.1
Other secondary products		3644-SSS	12/81	126.9	130.7	130.5	7.9	-2
Residential lighting fixtures								
Primary products	3645	3645-P	12/83	111.0	112.1	112.6	2.7	.4
Electric residential fixtures, except portable including parts		3645-1	12/83	109.7	110.9	111.4	3.0	.5
Incandescent interior including bath or kitchen		3645-11	12/83	107.7	108.4	108.6	2.1	.2
Ceiling or pendant		3645-111	12/83	108.8	109.8	109.9	1.7	.1
Wall or bracket		3645-113	12/83	109.7	110.9	111.1	1.7	.2
Incandescent outdoor		3645-12	12/83	104.0	104.0	103.3	1.1	-.7
Fixture attached to house		3645-115	12/83	109.6	109.8	110.2	2.9	.4
Fixture not attached to house		3645-117	12/83	114.4	114.5	115.0	3.8	.4
Portable electric residential fixtures		3645-7	12/83	93.5	93.8	93.8	-1.1	0
Incandescent portable lamps complete with shade		3645-71	12/83	111.9	113.6	114.5	3.9	.8
Floor, bridge, and torch lamps		3645-7121	12/83	111.9	114.0	114.7	4.0	.6
Table lamps		3645-7123	12/83	114.4	115.1	115.3	1.4	.2
Other portable lamps		3645-7129	12/83	111.6	115.0	116.1	5.6	1.0
Lamps sold without shades including floor, bridge, and table lamps		3645-732	12/83	117.1	117.1	117.1	2.5	0
Secondary products and miscellaneous receipts		3645-SM	12/83	128.4	(³)	130.2	3.3	(³)
Secondary products		3645-S	12/83	123.4	123.4	123.4	.6	0
Other secondary products		3645-SSS	12/83	118.8	118.8	118.8	1.8	0
Commercial lighting fixtures		3646-S	04/84	115.1	(³)	(³)	(³)	(³)
Commercial lighting fixtures								
Primary products	3646	3646-P	06/81	120.4	118.4	118.1	-.9	-.3
Electric lighting fixtures, commercial and institutional types		3646-2	06/81	118.7	119.1	118.1	.4	-.8
Incandescent fixtures, except portable		3646-201	06/81	117.6	118.1	116.8	-.3	-1.1
Utilitarian and ornamental types, surface or pendant		3646-20111	06/81	126.9	129.9	130.1	1.2	.2
Utilitarian and ornamental types, recessed		3646-20115	06/81	140.0	138.4	141.8	1.2	2.5
Mercury and other high-intensity discharge fixtures		3646-202	06/81	132.1	132.1	132.1	3.4	0
Fluorescent fixtures, except portable		3646-203	06/81	127.3	128.9	127.6	-2.7	-1.0
Recessed air handling		3646-20351	06/81	113.5	113.1	111.4	-.7	-1.5
Recessed non-air handling		3646-20353	06/81	112.3	110.0	104.4	-1.7	-5.1
Striplights		3646-20354	06/81	112.0	111.5	110.4	-1.9	-1.0
Ceiling systems		3646-20354	06/81	111.8	111.9	111.7	-.9	-.2
Plastic wraparound		3646-20355	06/81	107.5	106.0	105.7	2.8	-.3
Surface or pendant		3646-20356	06/81	110.8	(³)	110.1	-.5	(³)
Component or renewal parts for commercial or institutional fixtures, sold separately		3646-20358	06/81	122.8	122.8	122.0	4.2	-.7
Electric lighting fixtures, industrial types		3646-204	06/81	122.4	127.8	122.7	2.3	-4.0
General fixtures, except portable		3646-3	06/81	123.6	123.4	123.8	(³)	.3
Fluorescent fixtures		3646-305	06/81	123.9	123.7	124.2	1.9	.4
Mercury and other high-intensity discharge fixtures		3646-30513	06/81	123.7	123.1	124.5	-1.0	1.1
Secondary products and miscellaneous receipts		3646-30521	06/81	113.2	113.2	113.2	.2	0
Secondary products		3646-SM	06/81	137.7	(³)	118.4	-12.5	(³)
Secondary products		3646-S	06/81	137.7	(³)	118.4	-12.5	(³)
Vehicular lighting equipment								
Primary products	3647	3647-P	12/83	103.3	103.4	103.2	.9	-.2
Vehicular lighting equip., motor vehicle & other than motor vehicle use, excl. bulbs		3647-1	12/83	105.0	105.1	104.8	1.0	-.3
Motor vehicle incandescent lighting equipment		3647-11	12/83	105.0	105.1	104.8	1.0	-.3
Spot, fog, and auxiliary motor vehicle lighting equipment		3647-111	12/83	103.7	103.7	103.3	0	-.4
Spot, fog, and auxiliary lighting equipment: domestic replacement		3647-1111	12/83	104.2	104.2	104.2	1.5	0
All other motor vehicle lighting equipment		3647-1112	12/83	111.5	111.5	111.5	.0	.0
All other motor vehicle lighting equipment: domestic replacement		3647-112	12/83	103.7	103.7	103.2	-.2	-.5
Tail light fixture		3647-1121	12/83	103.8	103.8	103.8	.3	0
All other lighting equipment		3647-11213	12/83	109.1	109.1	109.1	0	0
All other motor vehicle lighting equipment shipped to U.S. motor vehicle mfg. as original equip		3647-11214	12/83	102.4	102.4	102.4	.8	0
Tail light fixture		3647-1122	12/83	103.6	103.6	103.0	-.3	-.6
All other lighting equipment		3647-11223	12/83	100.6	100.6	98.8	-1.6	-1.8
Other than motor vehicle lighting equipment including fluorescent fixtures		3647-11224	12/83	102.8	102.8	102.8	.9	0
Watercraft lighting equipment		3647-12	12/83	117.3	117.6	118.6	9.9	.9
All other lighting equipment		3647-123	12/83	104.6	104.6	104.6	-2.2	0
Secondary products and miscellaneous receipts		3647-124	12/83	104.4	104.4	104.4	0	0
Secondary products		3647-SM	12/83	100.8	101.2	101.2	.7	0
Other secondary products		3647-S	12/83	100.8	101.2	101.2	.7	0
Lighting equipment, n.e.c.								
Primary products	3648	3648-P	06/85	101.5	102.6	102.1	2.5	-.5
Outdoor lighting equipment, including parts		3648-5	06/85	102.1	102.8	102.7	3.3	-1
Street and highway lighting luminaires, including bridge and tunnel lighting		3648-51	06/85	100.3	100.6	100.5	-.2	-1
Floodlighting, area, sports, and site lighting luminaires		3648-52	06/85	98.7	98.7	98.7	-2.5	0
		3648-52	06/85	99.8	100.2	100.1	-.2	-1

See footnotes at end of table.

Table 5. Producer price indexes for the net output of selected industries and their products—Continued

Industry and product ¹	Industry code	Product code	Index base	Index			Unadjusted percent change to Sep. 1987 from —	
				May 1987 ²	Aug. 1987 ²	Sep. 1987 ²	Sep. 1986	Aug. 1987
Lighting equipment, n.e.c.—Continued								
Mercury/other high-intensity discharge types, general purpose floodlighting		3648-524	06/85	98.5	(³)	98.5	-1.7	(³)
Special purpose lighting, including sign, service station island, underwater fountain and pool		3648-528	06/85	102.7	102.7	102.7	.2	0
Site lighting, under 20 foot mounting		3648-529	06/85	96.1	96.7	96.7	-4.2	0
Bldg. mounted (such as high-intensity discharge, incandescent and quartz)		3648-532	06/85	98.0	(³)	98.0	-.7	(³)
Poles, standards, newels, brackets, and accessories		3648-54	06/85	100.7	100.7	100.7	0	0
For area lighting, sports and other off-street use; steel poles w/brackets (under 60 ft)		3648-547	06/85	101.8	101.8	101.8	0	0
Other floodlighting and area lighting equipment		3648-55	06/85	102.3	103.1	103.1	3.5	0
All other outdoor lighting equipment		3648-552	06/85	105.9	(³)	107.0	4.9	(³)
Other electric and nonelectric lighting equipment, including parts and accessories		3648-9	06/85	106.1	107.6	107.3	11.1	-.3
Other, incl. miners' lights, emergency warning lights, and generator flashlights		3648-919	06/85	103.9	109.3	109.3	5.7	0
Other electric and nonelectric lighting equipment, except hand portable		3648-92	06/85	100.5	102.5	102.0	2.8	-.5
Other incandescent, incl. marine markers or beacons, railway route lighting equipment		3648-922	06/85	97.5	98.7	97.7	.5	-1.0
Parts and accessories for other electric lighting fixtures, n.e.c.		3648-925	06/85	102.5	105.3	(³)	(³)	(³)
Nonelectric lighting equipment, including parts		3648-93	06/85	73.9	73.9	73.9	0	0
Other nonelectric lighting fixtures and equip., complete units, incl. carbide lamps		3648-932	06/85	(³)	100.0	100.0	(³)	0
Parts and accessor. for nonelectric, incl. reflectors /fittings, incandescent mantles, etc.		3648-933	06/85	125.0	125.0	125.0	0	0
Secondary products and miscellaneous receipts		3648-SM						
Secondary products		3648-S	06/85	99.3	102.0	100.1	-.2	-1.9
Commercial lighting fixtures		3648-S	06/85	96.2	(³)	97.4	-1.3	(³)
Other secondary products		3648-SSS	06/85	103.1	103.6	103.6	1.3	0
Radio and television receiving equipment, except communication types								
	365		12/84	99.5	99.7	99.5	-1.1	-2
Radio and t.v.'s, phonographs, and related equipment								
	3651		03/80	92.9	92.9	92.9	-1.4	0
Primary products								
Television receivers, including combination models		3651-P	03/80	89.3	89.3	89.3	-.9	0
Console and combination TV receivers		3651-2	03/80	80.6	80.6	80.6	-1.3	0
Console and console TV receiver, color		3651-2C	03/80	88.5	89.2	89.2	(³)	0
Console TV receiver, color, remote control		3651-204	03/80	88.5	89.2	89.2	.3	0
Console TV receiver, color, nonremote		3651-20401	12/86	101.3	103.7	103.7	(³)	0
Table and portable		3651-20402	12/86	96.8	95.2	95.2	(³)	0
Color TV over 17"		3651-21	03/80	73.9	73.4	73.4	-2.7	0
Color TV over 17", remote control		3651-216	03/80	73.9	73.4	73.3	-3.0	-.1
High fidelity equipment and components		3651-21601	12/86	97.1	95.6	95.5	(³)	-.1
Consumer high fidelity components		3651-4	03/80	104.1	103.5	103.5	4.0	0
Amplifiers, receivers, preamplifiers, and tuners		3651-4B	03/80	94.9	94.3	94.3	3.6	0
Other home audio & video eqpt. (turntables, arms, TV chassis sold sep.)		3651-421	12/86	101.0	(³)	101.0	(³)	(³)
Other equipment and accessories, including speakers		3651-425	03/80	111.0	108.5	108.5	(³)	.0
Loudspeaker systems		3651-5	03/80	116.9	117.6	117.6	1.4	0
Bookshelf type		3651-5A	03/80	111.6	111.6	111.2	.9	-.4
Floor standing		3651-556	03/80	95.9	95.9	95.9	(³)	0
Other loudspeaker systems		3651-557	03/80	123.6	123.7	122.9	1.4	-.6
Loudspeakers sold separately		3651-568	03/80	110.2	110.2	110.2	(³)	0
Secondary products and miscellaneous receipts		3651-554	03/80	113.7	115.1	115.5	1.9	.3
Secondary products		3651-SM						
Secondary products		3651-S	03/80	156.5	156.5	156.5	-2.2	0
Phonograph records and prerecorded tapes								
	3652		12/84	100.1	100.7	100.5	0	-.2
Primary products								
Disc records		3652-P	12/84	99.5	100.1	100.1	-1.0	0
45 r.p.m. for own label		3652-1	12/84	100.2	101.1	100.9	.3	-.2
33 1/3 r.p.m. for own label, stereo and quadraphonic		3652-122	12/84	101.9	101.9	(³)	(³)	(³)
33 1/3 r.p.m. on contract basis for others, stereo and quadraphonic ..		3652-131	12/84	99.6	101.2	(³)	(³)	(³)
Other records, including 33 1/3 r.p.m. monaural, 78 r.p.m., electric transcriptions, ex. video		3652-135	12/84	98.4	99.5	98.4	-1.6	-1.1
Audio tapes		3652-162	12/84	105.7	105.7	105.7	0	0
Cassette for own label		3652-2	12/84	100.1	100.0	100.4	.7	.4
Cassette on contract for others		3652-284	12/84	99.5	99.4	99.5	-.4	.1
Secondary products and miscellaneous receipts		3652-288	12/84	97.7	97.7	96.9	-1.6	-.8
Miscellaneous receipts		3652-SM						
Miscellaneous receipts		3652-M						

See footnotes at end of table.

Table 5. Producer price indexes for the net output of selected industries and their products—Continued

Industry and product ¹	Industry code	Product code	Index base	Index			Unadjusted percent change to Sep. 1987 from —	
				May 1987 ²	Aug. 1987 ²	Sep. 1987 ²	Sep. 1986	Aug. 1987
Communication equipment	366		12/85	103.4	103.4	103.5	0.7	0.1
Telephone & telegraph apparatus	3661		12/85	107.4	108.5	108.5	2.1	0
Primary products		3661-P	12/85	107.4	108.7	108.7	2.3	0
Data only		3661-A55	12/85	(?)	(?)	(?)	(?)	(?)
Digital multiplex		3661-A72	12/85	(?)	(?)	(?)	(?)	(?)
Switching equipment		3661-B	12/85	112.6	113.4	113.4	3.1	0
Central office switches (common carrier)		3661-B1	12/85	107.7	108.9	108.9	7.2	0
Digital		3661-B15	12/85	105.8	107.3	107.3	7.3	0
Private branch exchange (PBX)		3661-B2	12/85	95.9	96.6	96.6	-3.4	0
Analog PBX		3661-B21	12/85	95.4	(?)	(?)	(?)	(?)
400 or fewer lines		3661-B2101	12/85	(?)	(?)	(?)	(?)	(?)
Digital PBX		3661-B25	12/85	96.7	96.7	96.7	-3.3	0
400 or fewer lines		3661-B2501	12/85	94.0	94.0	94.0	-6.0	0
Over 400 lines		3661-B2502	12/85	99.5	99.5	99.5	-5	0
Other telephone switching equipment		3661-B5	12/85	136.8	136.8	136.8	.3	0
Other telephone switching equipment		3661-B51	12/85	136.8	136.8	136.8	.3	0
User terminals and interface equipment		3661-C	12/85	98.1	98.1	98.1	-1.0	0
Telephone sets		3661-C1	12/85	89.7	89.7	89.7	-3.9	0
Basic set		3661-C13	12/85	89.3	89.3	(?)	(?)	(?)
Other telephone sets/stations		3661-C15	12/85	90.7	90.5	90.5	-8.8	0
Key set		3661-C1501	12/85	94.5	94.5	(?)	(?)	(?)
Other sets/stations		3661-C1509	12/85	86.0	82.4	82.4	-17.6	0
Modems, sold separately		3661-C3	12/85	106.4	106.4	106.4	0	0
Other telephone & telegraph apparatus		3661-D	12/85	101.2	101.5	101.5	1.2	0
Other telephone & telegraph apparatus		3661-D1234	12/85	101.2	101.5	101.5	1.2	0
Secondary products and miscellaneous receipts		3661-SM						
Miscellaneous receipts		3661-M	12/85	113.9	113.9	113.9	4.9	0
Secondary products		3661-S	12/85	99.6	99.8	99.8	-2.1	0
Radio & television communication equipment	3662		12/85	101.4	100.9	101.0	0	.1
Primary products		3662-P	12/85	101.6	101.3	101.4	.4	.1
Broadcast, studio, and related electronic equipment		3662-A	12/85	100.9	101.1	101.0	1.2	-.1
Studio equipment, audio and video including amplifiers, consoles, cameras, power supplies		3662-A11	12/85	96.4	96.4	96.4	-3.3	0
Broadcast transmitters and related transmission equipment		3662-A21	12/85	97.7	97.7	97.7	-1.8	0
Cable TV and CCTV equipment, and theater or commercial sound equipment		3662-A31	12/85	105.2	105.5	105.4	5.4	-.1
Communication equipment, except broadcast and wired telephone or telegraph		3662-B	12/85	101.8	102.8	102.6	.8	-2
Point-to-point transmitters, receivers and power amplifiers, ex. satellite, amateur		3662-B33	12/85	103.4	105.5	105.5	2.4	0
Space satellite communications and telemetering systems and equipment, sold sep		3662-B43	12/85	98.5	98.4	98.4	-4.7	0
Mobile radio, airborne, marine, and ground, (except amateur, CB and portable.)		3662-B45	12/85	106.7	111.4	108.6	5.3	-2.5
Portable, amateur and citizens' band (CB) radio equipment		3662-B48	12/85	104.4	102.0	104.2	-7.0	2.2
Other communications systems, equipment and devices sold separately		3662-B52	12/85	100.7	101.2	101.2	6.2	0
Intercommunications, alarm, and traffic control systems and equipment		3662-C	12/85	102.2	102.1	102.1	1.2	0
Alarm systems, including intrusion, smoke, and heat detecting types		3662-C14	12/85	99.6	100.7	100.7	.6	0
Vehicular and pedestrian traffic control equipment, including railway, excl. airborne		3662-C26	12/85	101.9	(?)	(?)	(?)	(?)
Search, detection, and tracking systems and equipment		3662-D	12/85	101.8	102.7	102.5	1.6	-.2
Radar systems and equipment		3662-D21	12/85	99.2	99.2	98.8	-.3	-.4
Sonar search, detection, tracking and communications systems and equipment		3662-D22	12/85	105.6	106.5	106.4	2.2	-.1
Meteorological, geophysical, CDDP sold separately, and other electronic sys. & eqpt		3662-D31	12/85	101.4	101.4	101.4	.3	0
Electronic warfare and missile systems and equipment		3662-E	12/85	100.1	96.4	96.4	-3.7	0
Jamming and other active countermeasures equipment		3662-E11	12/85	100.0	99.1	99.1	-.9	0
Missile and space vehicle systems and equipment		3662-E13	12/85	101.1	94.3	94.3	-6.7	0
Specialized electronic intelligence acquisition and analysis equipment		3662-E15	12/85	98.2	(?)	(?)	(?)	(?)
Navigation systems and equip., incl. ground, airborne, ship and underwater		3662-F	12/85	99.6	99.9	100.8	1.3	.9
Airborne navigation systems and equipment		3662-F22	12/85	102.1	102.6	102.6	.7	0
Surface and underwater marine, and ground		3662-F34	12/85	101.5	101.5	102.1	.6	.6
Other electronic equipment and devices related to radio technology, n.e.c.		3662-H	12/85	105.0	103.7	104.5	1.4	.8
Laser systems and equipment, except light communication types		3662-H63	12/85	107.8	100.0	105.0	.1	5.0
Other electronic equipment n.e.c., including scientific, and consumer		3662-H99	12/85	105.1	105.1	105.1	2.3	0
Secondary products and miscellaneous receipts		3662-SM						
Miscellaneous receipts		3662-M	12/85	99.5	98.9	99.0	-3.0	.1
Secondary products		3662-S	12/85	100.5	98.0	98.4	-2.1	.4
Electronic components and accessories	367		12/84	102.2	103.0	102.4	-.7	-.6
Electron tubes, all types	3671		12/85	99.2	99.2	99.4	-.7	.2

See footnotes at end of table.

Table 5. Producer price indexes for the net output of selected industries and their products—Continued

Industry and product ¹	Industry code	Product code	Index base	Index			Unadjusted percent change to Sep. 1987 from —	
				May 1987 ²	Aug. 1987 ²	Sep. 1987 ²	Sep. 1986	Aug. 1987
Electron tubes, all types—Continued								
Primary products		3671-P	12/85	99.0	99.0	99.2	-1.0	0.2
Transmitting, power and special purpose tubes		3671-3	12/85	102.0	102.1	102.5	.9	.4
Power and special purpose tubes		3671-301	12/85	103.6	103.6	104.3	.5	.7
Thyratrons and other gas and vapor tubes		3671-30121	12/85	120.0	120.0	126.4	13.7	5.3
Forward and backward wave tubes		3671-30151	12/85	99.2	(?)	(?)	(?)	(?)
Light emitting devices		3671-303	12/85	100.4	100.7	100.6	3.2	-1
Industrial and military cathode ray tubes		3671-30385	12/85	103.8	104.1	104.1	4.1	0
Semiconductors and related devices								
Primary products	3674	3674-P	06/81	107.4	109.5	107.9	-1.0	-1.5
Integrated circuits		3674-1	06/81	88.1	90.7	86.9	-5.4	-4.2
Digital monolithic integrated circuits		3674-1A	06/81	80.4	83.4	78.4	-8.1	-6.0
Bipolar		3674-12	06/81	102.6	101.3	100.7	-11.0	-6
Memory		3674-121	06/81	62.4	60.5	60.0	1.0	-8
Random access (RAM)		3674-12103	06/81	77.2	(?)	(?)	(?)	(?)
Logic		3674-122	06/81	121.7	120.7	120.0	-13.8	-6
TTL (transistor transistor logic)		3674-12216	06/81	97.3	97.1	94.9	-17.2	-2.3
Other logic types		3674-12226	06/81	172.4	169.2	173.5	-7.2	2.5
MOS (metal oxide on silicon)		3674-13	06/81	63.8	68.5	61.9	-5.9	-9.6
Microprocessor		3674-13128	06/81	77.4	77.4	77.4	-4.9	0
MOS, except microprocessors		3674-132	06/81	61.1	66.7	58.9	-6.1	-11.7
MOS memory		3674-13231	06/81	46.7	55.8	48.1	-2.8	-13.8
Other MOS digital devices		3674-13232	06/81	82.0	84.5	75.8	-8.2	-10.3
Analog integrated circuit devices		3674-1B	06/81	93.8	96.5	96.4	-1.1	-1
Analog integrated circuit devices		3674-14	06/81	93.8	96.5	96.4	-1.1	-1
Amplifier		3674-14A	06/81	102.8	103.7	103.7	.9	0
Interface		3674-14B	06/81	64.9	62.7	62.2	(?)	-8
Regulator, reference, conversion and other miscellaneous types		3674-14C	06/81	99.8	109.6	109.6	-6	0
Voltage regulator or reference		3674-14117	06/81	86.0	(?)	(?)	(?)	(?)
Data conversion		3674-14218	06/81	95.9	96.8	98.0	-1.4	1.2
Special consumer and other analog integrated circuits		3674-14321	06/81	125.7	125.7	125.7	2.7	0
Hybrid integrated circuits		3674-11	06/81	128.0	128.0	128.0	2.7	0
Film interconnected devices		3674-111	06/81	96.6	96.6	96.6	2.7	0
Thick film, silk screen process		3674-11109	06/81	80.8	80.6	80.9	-1.2	.4
Transistors		3674-2	06/81	55.4	54.5	55.3	-9.6	1.5
Signal		3674-21	06/81	55.4	54.5	55.3	-9.6	1.5
Power		3674-21163	06/81	104.0	104.1	104.1	2.7	0
Regular power transistors		3674-222A	06/81	98.4	98.5	98.5	2.6	0
10 watts and over, regular		3674-22267	06/81	73.2	73.5	73.5	-1.2	0
Diodes and rectifiers		3674-3	06/81	104.7	104.7	104.7	.2	0
Zener diodes		3674-31194	06/81	(?)	(?)	(?)	(?)	(?)
Semiconductor rectifier/power diodes and assemblies rated over 0.5 amp		3674-32242	06/81	(?)	(?)	(?)	(?)	(?)
Other semiconductor devices and parts		3674-9	06/81	96.0	100.0	99.8	4.1	-2
Optoelectronic devices		3674-91	06/81	94.3	91.1	91.1	-7.6	0
Light emitting diodes (LED)		3674-91A	06/81	104.0	96.5	96.5	(?)	0
Other optoelectronic devices		3674-91193	06/81	93.1	94.8	94.3	-3.2	-5
Thyristors		3674-921	06/81	93.7	98.8	98.8	5.6	.0
Other finished semiconductor devices		3674-922	06/81	86.5	93.1	(?)	(?)	(?)
Semiconductor parts and semi-finished devices		3674-92595	06/81	106.5	106.5	106.5	.4	0
Semi-finished dice and wafers		3674-92597	06/81	106.5	106.5	106.5	.4	0
Semiconductor parts		3674-92599	06/81	106.5	106.5	106.5	.4	0
Secondary products and miscellaneous receipts		3674-SM	06/81	139.5	142.0	141.8	1.6	-1
Secondary products		3674-S	06/81	102.7	(?)	105.1	2.3	(?)
Other secondary products		3674-SSS	06/81	102.7	(?)	105.1	2.3	(?)
Electronic capacitors								
Primary products	3675	3675-P	06/81	91.2	91.8	91.3	-1	-5
Tantalum electrolytic capacitors		3675-B	06/86	93.6	93.7	94.5	-4.1	.9
Slug and wire solid dry electrolytic capacitors		3675-B11	06/86	93.7	(?)	93.1	-5.5	(?)
Metal case, hermetic		3675-B1101	06/81	70.1	(?)	(?)	(?)	(?)
Aluminum electrolytic capacitors		3675-C	06/81	100.6	97.9	98.8	-5	.9
Metal case tubular capacitors		3675-C11	06/86	107.8	104.8	105.8	-5	1.0
Standard 5/8-inch diameter and up		3675-C1101	06/81	112.5	105.3	(?)	(?)	(?)
Ceramic dielectric capacitors		3675-E	06/81	77.4	80.0	77.4	2.0	-3.3
Fixed tubular, fixed disc		3675-E11	06/81	99.3	99.3	99.3	1.2	0
Stand-off tubular and disc and all two-terminal ceramic devices		3675-E12	06/86	114.8	115.1	115.9	7.0	.7
Monolithic ceramic capacitors		3675-E2	06/86	101.9	106.0	101.8	1.9	-4.0
Monolithic chips		3675-E21	06/81	97.7	99.3	99.3	-2.3	0
Monolithic leaded radial		3675-E22	06/81	84.5	88.8	83.4	2.2	-6.1
Monolithic leaded axial		3675-E23	06/81	34.6	35.9	35.9	8.1	0
All other ceramic capacitors		3675-E24	06/86	100.0	(?)	100.0	0	(?)
Secondary products and miscellaneous receipts		3675-SM	06/81	96.6	100.5	97.6	4.3	-2.9
Secondary products		3675-S	06/81	105.4	109.7	107.4	(?)	-2.1
Other secondary products		3675-SSS	06/86	105.4	109.7	107.4	(?)	-2.1

See footnotes at end of table.

Table 5. Producer price indexes for the net output of selected industries and their products—Continued

Industry and product ¹	Industry code	Product code	Index base	Index			Unadjusted percent change to Sep. 1987 from —	
				May 1987 ²	Aug. 1987 ²	Sep. 1987 ²	Sep. 1986	Aug. 1987
Resistors for electronic applications	3676		12/80	117.2	117.2	117.2	0.3	0
Primary products		3676-P	12/80	119.2	119.3	119.3	0	0
Fixed nonwirewound discrete resistors		3676-1	12/80	119.7	120.4	120.4	.3	0
Metal film		3676-131	12/80	(³)	88.0	(³)	(³)	(³)
Carbon composition		3676-132	10/84	125.3	125.3	125.3	.6	0
Fixed wirewound discrete resistors		3676-2	12/80	114.3	114.9	114.9	1.8	0
Precision, high temperature		3676-212	12/80	111.5	(³)	(³)	(³)	(³)
Ultraprecision		3676-213	12/80	113.4	113.4	113.4	0	0
Nonprecision		3676-214	12/80	122.0	123.0	123.0	2.2	0
Variable nonwirewound resistors		3676-3	12/80	117.8	117.8	117.8	1.9	0
Nonwirewound trimmers		3676-331	12/80	102.5	102.5	102.5	2.4	0
Variable wirewound resistors		3676-4	12/80	136.8	136.8	136.8	2.8	0
Fixed resistor networks		3676-6	12/80	81.0	76.1	76.1	-23.9	0
Thick film		3676-612	12/80	88.1	82.8	82.8	-23.9	0
Secondary products and miscellaneous receipts		3676-SM						
Miscellaneous receipts		3676-M	01/84	116.9	116.9	116.9	.3	0
Electronic coils, transformers, and other inductors	3677		06/82	114.7	114.9	114.5	-1.6	-.3
Primary products		3677-P	06/82	115.9	116.1	115.4	-.9	-.6
Radio frequency chokes		3677-112	06/82	106.4	(³)	(³)	(³)	(³)
Radio frequency coils		3677-113	06/86	97.5	97.5	102.7	2.7	5.3
Audio transformers		3677-132	06/82	118.8	118.8	114.6	-3.5	-3.5
Low frequency chokes		3677-133	06/82	119.7	119.7	119.7	1.8	0
Plate and filament (power) transformers		3677-141	06/82	107.9	107.9	107.9	-.8	0
Pulse transformers		3677-161	06/82	110.7	111.9	111.9	-.8	0
Television transformers and reactors		3677-171	06/82	115.9	(³)	(³)	(³)	(³)
Toroidal windings, except complete magnetic amplifiers		3677-191	06/82	132.6	132.6	132.6	(³)	0
Other inductors for electronic applications		3677-192	06/82	124.9	124.9	124.9	-.7	0
Secondary products and miscellaneous receipts		3677-SM						
Secondary products		3677-S	06/82	103.8	103.8	105.5	-.9	1.6
Other secondary products		3677-SSS	06/82	99.8	99.8	99.8	-11.1	0
Connectors for electronic applications	3678		12/80	122.9	123.2	125.2	1.2	1.6
Primary products		3678-P	12/80	120.5	120.9	123.4	5.7	2.1
Coaxial connector (radio frequency)		3678-1	12/80	140.3	143.2	155.2	(³)	8.4
Cylindrical connectors		3678-2	12/80	123.2	124.4	128.0	14.1	2.9
Heavy duty and standard		3678-225	12/80	145.9	147.2	158.3	29.4	7.5
Miniature		3678-229	12/80	110.4	110.8	111.3	5.9	.5
Subminiature		3678-231	12/80	120.3	122.3	122.2	6.7	-.1
Rack and panel connector (rectangular)		3678-3	12/80	113.4	113.3	113.6	.4	-.3
Integral shell and similar types		3678-335	12/80	119.5	119.5	119.6	-.6	.1
Subminiature and other		3678-338	12/80	109.7	109.7	110.0	.9	.3
Printed circuit connector		3678-4	12/80	110.7	110.8	110.7	7.4	-.1
Card insertion type		3678-444	12/80	107.2	107.3	107.2	(³)	-.1
Two-piece type		3678-447	12/80	114.8	114.8	114.8	17.4	0
Other special types		3678-5	12/80	121.0	120.5	121.7	.7	1.0
Miscellaneous special purpose type connectors		3678-554	12/80	114.2	113.7	114.8	.6	1.0
Other special purpose types		3678-556	12/80	111.2	110.2	110.8	(³)	.5
Connector parts		3678-6	12/86	103.8	103.8	103.8	(³)	0
Secondary products and miscellaneous receipts		3678-SM						
Secondary products		3678-S	12/80	124.9	124.8	125.0	-10.8	.2
Electronic components, n.e.c.		3679-S	12/80	122.1	121.8	122.5	1.7	.6
Electronic components, n.e.c.	3679		06/82	112.1	111.7	111.7	-.9	0
Primary products		3679-P	06/82	115.9	115.2	115.3	-1.3	.1
Relays for electronic (low current) applications		3679-A	06/82	135.3	134.3	134.3	-.5	0
Switches, mechanical (for electronic applications)		3679-B	06/82	114.5	115.8	113.9	0	-1.6
Other switches: DIP, snap action, thumbwheel and other		3679-B13	06/82	120.4	122.3	119.3	-.9	-2.5
Other switches		3679-B12	06/82	120.4	122.3	119.3	-.9	-2.5
Filters, crystals, power converters and related components		3679-C	06/82	126.6	121.0	121.7	-.7	.6
Filters and crystals		3679-C01	06/82	111.1	102.0	102.0	-6.3	0
Piezoelectric devices		3679-C018	12/86	108.8	99.9	99.9	(³)	0
Oscillator crystals		3679-C0181	12/86	(³)	(³)	(³)	(³)	(³)
Crystal blanks		3679-C0184	12/86	100.0	98.8	98.8	(³)	0
Filters, except microwave		3679-C019	12/86	(³)	(³)	(³)	(³)	(³)
Static power converters and other pulse and frequency regulators or generators		3679-C02	06/82	138.9	136.0	137.3	3.0	1.0
Static power supply converters, regulated		3679-C0243	06/82	136.6	132.4	132.2	2.9	-.2
Magnetic recording media (unrecorded)		3679-F	06/82	88.6	88.6	88.2	-5.5	-.5
Audio range tape		3679-F01	06/82	103.2	103.9	104.1	(³)	-.2
Video tape, instrumentation tape, floppy disc and other		3679-F05	06/82	70.7	69.3	67.9	-3.0	-2.0
Video tape		3679-F03	06/82	68.9	67.1	68.6	.9	2.2
Instrumentation tape, floppy discs and other n.e.c.		3679-F04	06/82	(³)	(³)	(³)	(³)	(³)
Transducers		3679-G	06/82	101.8	101.8	101.8	-.1	0
Other transducers with electrical or electronic input or output		3679-G03	06/82	102.1	102.1	102.1	(³)	0
Other transducers (including thermal and optical except those covered under crystals)		3679-G0321	12/86	(³)	100.0	100.0	(³)	0
Printed circuits and cable assemblies		3679-H	06/82	110.4	109.8	110.8	2.1	.9
Cable harness assemblies for electronic applications		3679-H01	06/82	107.8	107.8	107.8	.2	0

See footnotes at end of table.

Table 5. Producer price indexes for the net output of selected industries and their products—Continued

Industry and product ¹	Industry code	Product code	Index base	Index			Unadjusted percent change to Sep. 1987 from —	
				May 1987 ²	Aug. 1987 ²	Sep. 1987 ²	Sep. 1986	Aug. 1987
Electronic components, n.e.c.—Continued								
Printed circuit boards and related circuitry on passive substrates		3679-H02	06/82	110.7	110.1	111.1	2.2	0.9
Single sided PC board		3679-H0201	06/82	104.5	104.5	104.5	0	0
Double sided PC board		3679-H0202	06/82	110.7	108.9	110.8	1.7	1.7
Multilayer PC board		3679-H0203	06/82	115.1	116.0	116.5	5.3	.4
Complex component assemblies, packs and modules		3679-J	06/82	124.4	124.4	124.4	-.3	0
Active complex components		3679-J01	06/82	127.3	127.3	127.3	(³)	0
Microwave components (except tubes, semiconductors and antenna)		3679-K	06/82	127.0	126.3	126.0	-.8	-.2
Other microwave devices (except subassemblies)		3679-K02	06/82	126.6	125.7	125.3	-1.0	-.3
Parts and hardware for electronic components		3679-Q	06/82	122.5	122.6	122.6	1.8	0
Enclosures, specialized		3679-Q03	12/86	(³)	(³)	(³)	(³)	(³)
Other n.e.c.		3679-Q04	06/82	123.6	123.7	123.7	2.0	0
Secondary products and miscellaneous receipts		3679-SM						
Secondary products		3679-S	06/82	105.4	105.8	105.8	.3	0
Other secondary products		3679-SSS	06/82	107.7	108.1	108.1	1.0	0
Miscellaneous electrical machinery, equipment, and supplies	369		12/84	102.3	103.7	103.5	1.8	-.2
Storage batteries								
Primary products	3691		12/84	103.5	110.1	106.6	6.5	-3.2
Lead acid batteries, 1.5 cubic foot or less		3691-3	12/84	102.7	110.2	105.8	6.5	-4.0
Starting, lighting and ignition (SLI) type		3691-31	12/84	102.9	110.4	105.6	6.3	-4.3
For OEM		3691-311	12/84	97.6	97.5	100.0	5.0	2.6
For replacement		3691-312	12/84	104.2	113.7	107.1	6.8	-5.8
Other than SLI		3691-32						
For replacement		3691-322	12/84	100.2	107.2	108.3	9.1	1.0
Lead acid batteries, larger than 1.5 cubic foot		3691-4	12/84	103.7	113.0	113.0	13.0	0
Motive power type		3691-41	12/84	104.1	113.4	113.4	12.9	0
Industrial truck		3691-411	12/84	105.0	115.8	115.8	15.1	0
Other motive power		3691-419	12/84	(³)	(³)	(³)	(³)	(³)
Primary batteries, dry and wet	3692		12/80	124.5	126.0	126.0	4.4	0
Primary products		3692-P	12/80	127.2	128.0	128.0	4.1	0
Le Clanche type civilian batteries		3692-1	12/80	139.8	141.1	141.1	5.9	0
General purpose (flashlight) cell		3692-121						
General purpose D size		3692-12112	12/80	138.5	143.4	143.4	10.7	0
Multiple cell batteries		3692-131	12/80	139.1	138.9	138.9	3.5	0
Lantern battery		3692-13111	12/80	139.2	136.6	136.6	2.4	0
Dry cells, except Le Clanche and military		3692-2	12/80	119.7	120.4	120.4	3.6	0
Alkaline cells		3692-212	12/80	132.7	133.6	133.6	3.1	0
AA size		3692-21213	12/80	133.0	135.8	135.8	3.0	0
Secondary products and miscellaneous receipts		3692-SM						
Secondary products		3692-S	12/80	127.4	137.9	137.9	6.5	0
X-ray and electromedical equipment								
Primary products	3693		06/85	100.3	100.7	101.6	2.7	.9
Irradiation equipment, including X-ray, beta-ray, gamma-ray, and nuclear		3693-P	06/85	99.2	99.6	100.6	2.1	1.0
Diagnostic medical X-ray equipment		3693-1	06/85	96.6	97.3	99.5	6.1	2.3
Diagnostic medical X-ray equipment		3693-111	06/85	93.0	94.0	96.5	6.6	2.7
X-ray equipment accessories		3693-151	06/85	110.8	110.8	110.8	4.5	.0
Electromedical and electrotherapeutic equipment, except irradiation equipment		3693-2	06/85	101.1	101.3	101.4	-.5	.1
Diagnostic electromedical equipment		3693-21	06/85	93.6	93.5	93.7	-1.5	.2
Electrocardiograph		3693-211	06/85	100.5	100.0	100.0	-.5	0
Ultrasonic scanning devices		3693-214	06/85	84.0	84.0	84.0	-6.8	0
All other diagnostic electromedical equipment		3693-219	06/85	106.1	106.1	106.6	4.3	.5
Electrotherapeutic equipment		3693-22	06/85	104.0	104.0	104.0	1.9	0
Pacemakers		3693-221	06/85	100.6	100.6	100.6	.6	0
Patient monitoring equipment		3693-23	06/85	102.6	103.5	103.5	1.2	0
All other patient monitoring equipment		3693-234	06/85	103.0	(³)	(³)	(³)	(³)
Parts and accessories for electromedical and electrotherapeutic equipment		3693-251	06/85	106.3	(³)	(³)	(³)	(³)
Secondary products and miscellaneous receipts		3693-SM						
Miscellaneous receipts		3693-M	07/85	110.3	111.1	111.1	6.2	0
Resales		3693-Z69	08/85	109.5	110.5	110.5	7.8	0
Secondary products		3693-S	06/85	101.1	101.1	101.1	.5	0
Electrical equipment for internal combustion engines								
Primary products	3694		12/82	109.7	109.7	109.9	-.8	.2
Ignition harness and cable sets		3694-P	12/82	106.4	106.4	106.7	-.2	.3
Cable sets		3694-1	12/82	106.6	106.5	106.6	.2	.1
Cable sets, automotive type		3694-1B	12/82	105.9	106.0	105.9	.7	-.1
Cable sets, automotive type-replacement		3694-131	12/82	105.9	106.0	105.9	.7	-.1
Cable sets, automotive type-replacement		3694-13102	12/82	107.7	107.9	(³)	(³)	(³)
Battery charging alternators, generators, and regulators		3694-2	12/82	107.3	107.3	108.0	-1.8	.7
Battery charging alternators and generators		3694-2A						
Alternators and generators, heavy-duty truck & bus type, new		3694-221	03/83	103.5	(³)	103.5	.8	(³)
Alternators and generators, factory rebuilt automotive type		3694-237	12/82	106.3	106.3	108.2	2.4	1.8
Regulators for battery charging generators		3694-2B	12/82	112.9	112.9	112.9	-.3	0
Regulators, passenger car & light truck type, new		3694-241	12/82	113.4	113.4	113.4	-.6	0
Starting motors		3694-3						

See footnotes at end of table.

Table 5. Producer price indexes for the net output of selected industries and their products—Continued

Industry and product ¹	Industry code	Product code	Index base	Index			Unadjusted percent change to Sep. 1987 from —	
				May 1987 ²	Aug. 1987 ²	Sep. 1987 ²	Sep. 1986	Aug. 1987
Electrical equipment for internal combustion engines—Continued								
Starting motors, passenger car & light truck type, new		3694-311	05/83	108.1	(²)	109.0	1.6	(²)
Rebuilt automotive starting motors		3694-381	12/82	125.8	125.8	125.8	1.0	0
Spark plugs		3694-4	12/82	103.7	103.7	(²)	(²)	(²)
Spark plugs, automotive type		3694-411	12/82	103.7	103.7	(²)	(²)	(²)
Spark plugs, automotive type-replacement		3694-41102	12/82	103.8	103.8	(²)	(²)	(²)
Other complete electric equipment for internal combustion engines		3694-5	12/82	103.0	103.0	103.1	.3	.1
Ignition coils		3694-5A	12/82	113.2	113.2	113.2	.4	0
Ignition coils, motor vehicle type		3694-511	01/83	113.7	113.7	113.7	.4	0
Distributors		3694-5B	04/83	93.6	93.6	93.7	.1	.1
Distributors, motor vehicle type		3694-531	04/83	93.1	(²)	93.2	.1	(²)
Distributors, motor vehicle type-OEM		3694-53101	04/83	93.1	(²)	93.2	.1	(²)
Switches for use in vehicles and aircraft		3694-5C	12/82	113.0	113.0	113.0	.4	0
Switches, motor vehicle type		3694-581	12/82	112.6	112.6	112.6	.3	0
Other complete electrical equipment		3694-598	12/82	102.2	102.2	102.2	.4	0
Components and parts for engine electrical equipment		3694-6	12/82	114.9	115.2	114.5	-1.5	-6
Parts for distributors		3694-6A	12/82	125.3	125.3	125.3	.9	0
Breaker point sets		3694-652						
Other component parts for engine electrical equipment		3694-698	12/82	105.1	104.7	104.5	-4.0	-2
Secondary products and miscellaneous receipts		3694-SM						
Secondary products		3694-S	12/82	121.1	121.2	121.2	-3.3	0
Other secondary products		3694-SSS	12/82	106.1	106.4	(²)	(²)	(²)
Motor vehicle parts and accessories		3714-S	12/82	125.9	126.0	126.0	(²)	0
Electrical equipment and supplies, not elsewhere classified	3699		12/85	99.9	100.1	100.9	.5	.8
Primary products		3699-P	12/85	100.1	100.3	101.3	.6	1.0
Other electrical equipment, not elsewhere classified		3699-4	12/85	99.8	99.8	100.5	-.1	.7
Other electric lamp components		3699-421	12/85	100.9	100.9	100.9	-2.0	0
Other electrical equipment and supplies, not elsewhere classified		3699-495	12/85	104.0	104.0	104.0	.8	0
Appliance wire and flexible cord sets		3699-611	12/85	101.4	103.4	106.6	5.0	3.1
Secondary products and miscellaneous receipts		3699-SM						
Secondary products		3699-S	12/85	104.5	106.2	105.2	1.1	-.9
Transportation equipment	37		12/84	105.9	105.2	104.0	2.5	-1.1
Motor vehicles and motor vehicle equipment	371		12/84	106.3	105.2	103.0	2.6	-2.1
Motor vehicles and passenger car bodies	3711		06/82	112.9	111.3	108.3	2.6	-2.7
Primary products		3711-P	06/82	112.8	111.2	108.0	2.6	-2.9
Passenger cars		3711-111	06/82	112.4	110.0	107.6	4.2	-2.2
Trucks, truck tractors and truck chassis		3711-2	06/82	113.6	113.4	108.8	-.5	-4.1
Trucks, truck tractors and truck chassis: 10,000 lbs. and less		3711-201	06/82	119.7	119.0	113.5	3.5	-4.6
Trucks, truck tractors and truck chassis: 10,001 to 19,500 lbs.		3711-202	11/82	(²)	110.5	110.5	(²)	0
Trucks, truck tractors and truck chassis: over 19,500 lbs.		3711-203	06/87	(²)	99.9	97.0	(²)	-2.9
26,001 to 33,000 lbs.		3711-20325	06/87	(²)	100.0	99.1	(²)	-.9
33,001 lbs. or more		3711-20326	06/87	(²)	99.8	97.1	(²)	-2.7
Buses and fire department vehicles		3711-3	06/82	110.4	110.5	110.5	1.8	0
Buses		3711-3A	06/82	112.0	112.2	112.2	1.7	0
Fire department vehicles		3711-3B	06/82	108.5	108.5	108.5	2.0	0
Secondary products and miscellaneous receipts		3711-SM						
Secondary products		3711-S	06/82	110.9	110.9	110.9	0	0
Other secondary products		3711-SSS	06/82	112.5	112.5	112.5	0	0
Truck and bus bodies	3713		12/82	112.7	112.6	112.7	1.7	.1
Primary products		3713-P	12/82	114.0	113.9	114.0	2.0	.1
Truck, bus and other vehicle bodies (sold separately)		3713-1	12/82	114.1	114.1	114.2	2.4	.1
Truck bodies		3713-1A	12/82	114.9	114.9	115.1	2.5	.2
Dump		3713-133	12/82	121.6	(²)	(²)	(²)	(²)
Stake/platform/grain		3713-134	12/82	116.9	116.9	(²)	(²)	(²)
Utility and service		3713-136	01/83	111.6	111.6	111.6	3.4	0
Refuse		3713-139	12/82	111.0	111.0	(²)	(²)	(²)
Front loading		3713-13901	12/82	108.1	108.1	(²)	(²)	(²)
Complete vehicles produced on purchased chassis		3713-2	12/82	113.8	113.3	113.3	.3	0
Emergency vehicles and hearses		3713-2A	12/82	118.7	117.6	117.6	.3	0
Fire department vehicles		3713-223	12/82	(²)	(²)	(²)	(²)	(²)
Other highway vehicles		3713-2C						
Trucks		3713-241	12/82	107.6	107.6	107.6	.1	0
Secondary products and miscellaneous receipts		3713-SM						
Secondary products		3713-S	12/82	108.9	108.9	109.1	.2	.2
Other secondary products		3713-SSS	12/82	108.5	108.5	108.8	2.0	.3
Motor vehicle parts and accessories		3714-S	12/82	109.2	109.2	109.2	-1.8	0
Truck trailers		3715-S	12/82	105.2	(²)	(²)	(²)	(²)
Motor vehicle parts and accessories	3714		12/82	103.9	104.1	104.1	2.7	0
Primary products		3714-P	12/82	103.7	103.8	103.8	2.6	0
Motor vehicle parts and accessories, new		3714-1	12/82	103.5	103.5	103.6	2.7	.1
Filters		3714-1A	12/82	100.7	101.1	101.1	-.3	0
Fuel filters		3714-124	12/82	89.0	89.8	89.8	1.5	0
Fuel filters-replacement		3714-12401	12/82	89.0	89.8	89.8	1.5	0
Oil filters		3714-125						

See footnotes at end of table.

Table 5. Producer price indexes for the net output of selected industries and their products—Continued

Industry and product ¹	Industry code	Product code	Index base	Index			Unadjusted percent change to Sep. 1987 from —	
				May 1987 ²	Aug. 1987 ²	Sep. 1987 ²	Sep. 1986	Aug. 1987
Motor vehicle parts and accessories—Continued								
Oil filters-replacement		3714-12501	12/82	103.2	103.7	103.7	1.2	0
Air filters		3714-126						
Air filters-replacement		3714-12601	12/82	94.5	95.0	95.0	.3	0
Exhaust system components		3714-1B	12/82	106.8	107.3	107.3	1.2	0
Mufflers		3714-127	12/82	110.7	110.7	110.7	.7	0
Mufflers-replacement		3714-12701	12/82	113.5	113.5	113.5	1.3	0
Pipes		3714-129	12/82	97.3	99.0	99.0	2.3	0
Pipes-replacement		3714-12901	12/82	95.3	98.3	98.3	4.1	0
Brake parts and assemblies		3714-1C	12/82	94.1	91.6	91.6	-2.2	0
Brake valves		3714-133	04/83	112.7	114.9	115.0	3.3	.1
Brake valves-OEM		3714-13302	04/83	112.7	114.9	115.0	3.3	.1
Brake cylinders		3714-139	12/82	95.7	87.8	87.8	-7.4	0
Wheels		3714-1D	12/82	105.9	105.6	105.6	0	0
Wheels, passenger car type		3714-135	12/82	104.0	104.1	104.5	.8	.4
Wheels, passenger car type-OEM		3714-13502	12/82	102.4	101.7	102.9	.6	1.2
Transmissions and transmission parts, except auxiliary		3714-1E	12/82	106.6	106.6	106.6	.6	0
Manual transmissions and parts		3714-142	12/82	102.2	102.2	102.2	-3.8	0
Manual transmissions, truck and bus		3714-145	12/82	101.3	101.3	101.3	-5.3	0
Manual transmissions, truck and bus-OEM		3714-14502	12/82	101.3	101.3	101.3	-5.3	0
Parts for manual transmissions		3714-148	12/82	103.4	103.4	103.4	2.5	0
Parts for manual transmissions-OEM		3714-14802	04/83	94.0	(³)	(³)	(³)	(³)
Automatic transmissions and parts		3714-144	12/82	107.7	(³)	107.6	1.6	(³)
Automatic transmissions, passenger car		3714-143	04/83	110.6	(³)	(³)	(³)	(³)
Automatic transmissions, passenger car-OEM		3714-14302	04/83	110.6	(³)	(³)	(³)	(³)
Parts for automatic transmissions		3714-149	12/82	106.4	(³)	106.6	.5	(³)
Parts for automatic transmissions-OEM		3714-14902	12/82	103.8	(³)	104.2	.8	(³)
Engine bearings		3714-1F	12/82	122.4	(³)	122.4	1.6	(³)
Engine bearings, main		3714-156	12/82	133.0	(³)	(³)	(³)	(³)
Connecting rod bearings		3714-157	12/82	118.4	(³)	118.4	-2	(³)
Gasoline engines, new		3714-111	04/83	109.8	110.0	110.0	3.5	0
Gasoline engines, new-OEM		3714-11102	04/83	109.8	110.0	110.0	3.5	0
Hub and drum assemblies		3714-117	12/82	97.7	98.8	98.8	-2.1	0
Fuel pump assemblies		3714-121	12/82	118.3	116.2	116.2	3.7	0
Radiators, complete		3714-131	12/82	107.1	107.6	107.6	.4	0
Radiators, complete-replacement		3714-13101	12/82	100.4	100.8	100.8	.4	0
Universal joints		3714-151	12/82	100.3	100.0	101.9	.9	1.9
Universal joints-replacement		3714-15101	12/82	91.3	90.0	91.7	-3.3	1.9
Ball joints		3714-155						
Ball joints-replacement		3714-15501	12/82	117.7	117.5	117.5	3.2	0
Shock absorbers		3714-161	12/82	83.6	(³)	83.6	.8	(³)
Steering idler arms, drag links & control arms		3714-168	12/82	102.8	102.8	101.4	-.4	-1.4
Valve guides, seats and tappets		3714-178	12/82	125.9	125.9	125.9	.1	0
Valve guides, seats and tappets-replacement		3714-17801	12/82	114.5	114.5	114.5	.4	0
Clutch disc and facing assemblies		3714-181	12/82	105.3	105.3	105.7	-.1	.4
Clutch disc and facing assemblies-replacement		3714-18101	12/82	108.1	108.1	109.0	-.2	.8
All other parts and accessories		3714-198	12/82	101.7	101.8	101.8	3.7	0
Rebuilt automotive components		3714-3	12/82	116.2	116.3	116.4	2.0	.1
Water pumps		3714-323	12/82	117.4	117.4	117.4	1.8	0
Clutch discs and pressure plates		3714-326	12/82	105.4	105.4	105.4	.6	0
Gasoline engines		3714-331	12/82	117.0	117.0	117.6	2.7	.5
All other rebuilt parts		3714-398	12/82	116.9	116.9	116.9	1.5	0
Secondary products and miscellaneous receipts		3714-SM						
Miscellaneous receipts		3714-M						
Resales		3714-289	12/82	105.3	105.3	105.3	3.1	0
Secondary products		3714-S	12/82	106.5	108.7	108.5	3.4	-2
Automotive stampings		3465-S	12/82	116.0	114.6	114.6	-1.1	0
Internal combustion engines, n.e.c.		3519-S	04/83	92.6	(³)	(³)	(³)	(³)
Engine electrical equipment		3694-S	12/82	105.6	105.8	105.7	5.1	-.1
Other secondary products		3714-SSS	12/82	106.7	110.1	109.8	4.2	-3
Truck trailers								
Primary products	3715		12/79	117.3	117.4	117.5	-.3	.1
Truck trailers and chassis (10000 lbs. per axle and over)		3715-P	12/79	116.1	116.2	116.3	-.3	.1
Vans		3715-1	12/79	115.2	115.3	115.5	-.5	.2
Closed top vans		3715-1A	12/79	116.5	116.7	117.3	-.7	.5
Closed top vans, insulated, semi-insulated and refrigerated		3715-11	12/80	112.5	112.8	113.4	-.7	.5
Tank trailers		3715-101	12/80	116.2	116.6	117.3	(³)	.6
All other tanks		3715-1B	12/79	112.6	114.2	113.4	(³)	-.7
Complete trailer units (10000 lbs. per axle and over), except vans and tanks		3715-132	12/86	100.0	100.0	100.0	(³)	0
Platform trailers		3715-1D	12/80	113.3	112.5	112.3	-1.1	-2
Low-bed heavy haulers		3715-137	12/79	115.4	112.4	112.6	-3.9	.2
Low-bed heavy haulers 40 ton and over capacity		3715-141	12/79	122.8	122.8	122.8	0	0
Dump trailers and chassis, highway type		3715-139	12/80	115.1	115.1	115.1	0	0
Other trailer units, except detachable		3715-143	12/79	117.2	118.2	117.2	1.6	-.8
Truck trailers and chassis (under 10,000 lbs. per axle)		3715-149	12/79	110.8	110.8	110.8	.4	0
Secondary products and miscellaneous receipts		3715-2	11/84	110.4	110.4	110.4	(³)	0
Secondary products		3715-SM						
Secondary products		3715-S	12/79	129.4	129.4	129.4	.6	0

See footnotes at end of table.

Table 5. Producer price indexes for the net output of selected industries and their products—Continued

Industry and product ¹	Industry code	Product code	Index base	Index			Unadjusted percent change to Sep. 1987 from —	
				May 1987 ²	Aug. 1987 ²	Sep. 1987 ²	Sep. 1986	Aug. 1987
Motor homes built on purchased chassis	3716		06/84	111.5	111.5	113.3	3.4	1.6
Primary products		3716-P	06/84	112.0	112.0	114.1	3.9	1.9
Conventional (type A)		3716-101	06/84	111.6	111.5	111.7	1.6	.2
Chopped van or mini (type C)		3716-105	06/84	113.9	113.9	118.5	7.0	4.0
Converted vans		3716-121	06/84	104.3	104.3	104.3	.5	0
Secondary products and miscellaneous receipts		3716-SM						
Aircraft and parts	372		06/85	102.8	102.6	102.7	.8	.1
Aircraft	3721		12/85	99.2	98.7	98.9	.3	.2
Primary products		3721-P	12/85	98.0	97.5	97.7	-5	.2
Modifications, conversions and overhaul of previously accepted aircraft		3721-4	12/85	89.7	(³)	(³)	(³)	(³)
For civilian customers		3721-451	12/85	94.2	(³)	(³)	(³)	(³)
Complete civilian aircraft		3721-5	12/85	103.3	102.7	103.2	2.1	.5
Fixed wing powered		3721-51	12/85	103.2	102.4	102.9	1.8	.5
Single engine		3721-511	12/85	106.5	107.0	109.5	5.4	2.3
Multiengine		3721-521	12/85	103.1	102.3	102.7	1.7	.4
Less than 10,000 pounds (empty weight)		3721-5213	12/85	102.5	(³)	102.5	2.5	(³)
10,000 pounds to 33,000 pounds (empty weight)		3721-5215	12/85	103.2	103.2	103.2	2.7	0
Rotary wing (helicopters, autogyros)		3721-53	12/85	105.5	107.5	107.5	6.3	0
2,200 pounds and over (empty weight)		3721-533	12/85	109.7	109.7	109.8	(³)	.1
Secondary products and miscellaneous receipts		3721-SM						
Secondary products		3721-S	12/85	101.4	101.2	101.3	2.4	.1
Other secondary products		3721-SSS	12/85	110.3	(³)	(³)	(³)	(³)
Aircraft equipment, not elsewhere classified		3728-S	12/85	100.1	99.9	99.9	3.4	0
Aircraft engines and engine parts	3724		12/85	100.7	100.8	100.9	1.1	.1
Primary products		3724-P	12/85	99.7	99.8	99.9	.7	.1
Aircraft engines for U.S. military customers		3724-1	12/85	99.0	(³)	99.5	-1.0	(³)
Aircraft engines for other than U.S. military customers		3724-2						
Aircraft engines for other than U.S. military customers		3724-201	12/85	105.0	105.2	105.3	3.8	.1
Aeronautical services on aircraft engines		3724-3	12/85	100.4	100.4	(³)	(³)	(³)
All other aeronautical services on aircraft engines		3724-33	12/85	100.4	100.4	(³)	(³)	(³)
All other aeronautical services on aircraft engines for other than U.S. military customers		3724-333	12/85	103.5	103.5	(³)	(³)	(³)
Aircraft engine parts and accessories		3724-4	12/85	97.6	97.3	97.6	-3	.3
Aircraft engine parts and accessories for U.S. military customers		3724-413	12/85	87.8	87.1	87.6	-4.7	.6
Aircraft engine parts and accessories for other than U.S. military customers		3724-453	12/85	103.9	103.8	104.1	2.3	.3
Secondary products and miscellaneous receipts		3724-SM						
Secondary products		3724-S	12/85	104.0	104.1	104.1	2.4	0
Turbines and turbine generator sets		3511-S	12/85	112.6	(³)	112.6	5.9	(³)
Other secondary products		3724-SSS	12/85	99.5	99.6	99.6	.9	0
Aircraft equipment, not elsewhere classified		3728-S	12/85	105.0	105.0	(³)	(³)	(³)
Aircraft parts and auxiliary equipment, n.e.c.	3728		06/85	105.7	106.1	106.2	2.0	.1
Primary products		3728-P	06/85	105.2	105.8	105.8	2.2	0
Aircraft parts and equipment, including helicopter rotors and parts		3728-1	06/85	104.5	105.1	105.1	1.8	0
Aircraft hydraulic subassemblies		3728-12	06/85	101.0	102.1	102.1	2.5	0
For military aircraft (built to military specifications)		3728-1731	06/85	100.7	103.0	103.0	6.8	0
For civilian aircraft		3728-1755	06/85	101.3	101.3	101.3	-1.2	0
Aircraft pneumatic subassemblies		3728-13	06/85	(³)	(³)	(³)	(³)	(³)
Other aircraft subassemblies and parts		3728-15	06/85	105.4	106.0	105.9	1.8	-1
For military aircraft (built to military specifications)		3728-1987	06/85	106.2	106.8	106.8	2.6	0
For civilian aircraft		3728-1995	06/85	104.3	105.0	104.9	.9	-1
Secondary products and miscellaneous receipts		3728-SM						
Radio and TV communication equipment		3662-S	09/85	(³)	(³)	(³)	(³)	(³)
Aircraft engines and engine parts		3724-S	06/85	103.5	103.4	104.4	.9	1.0
Other secondary products		3728-SSS	06/85	108.1	108.1	108.1	1.8	0
Ship and boat building and repairing	373		12/84	108.7	108.5	108.5	1.7	0
Ship building and repairing	3731		12/85	103.6	103.5	103.2	1.5	-3
Primary products		3731-P	12/85	103.7	103.6	103.4	1.6	-2
Nonpropelled ships, new		3731-1	12/85	101.0	(³)	(³)	(³)	(³)
Nonpropelled ships, new, nonmilitary		3731-102	12/85	101.0	(³)	(³)	(³)	(³)
Ship repair, conversion, reconversion, U.S. military		3731-4	12/85	103.5	102.5	100.5	5.3	-2.0
U.S. military repair, except m.s.t.		3731-439	12/85	103.8	102.8	100.8	5.3	-1.9
Ship repair, conversion, reconversion, nonmilitary		3731-6	12/85	100.6	100.6	100.6	.1	0
Nonmilitary repair, except m.a.		3731-659	12/85	99.7	99.7	(³)	(³)	(³)
Boat building and repairing		3732	12/81	120.7	120.2	121.4	2.8	1.0
Primary products		3732-P	12/81	120.6	120.2	121.4	2.9	1.0
Outboard motorboats		3732-2	12/81	123.5	120.1	122.0	4.6	1.6
Runabouts		3732-21	12/81	123.2	119.9	121.8	4.6	1.6
13 ft. 6 in. to 15 ft. 5 in. LOA, plastic		3732-214	12/81	131.2	127.5	127.7	4.9	.2
15 ft. 6 in. to 17 ft. 5 in. LOA, plastic		3732-216	12/81	121.7	(³)	119.4	5.5	(³)
17 ft. 6 in. and over LOA, plastic		3732-219	12/81	122.4	(³)	123.9	5.2	(³)
Inboard motorboats, including inboard-outdrive houseboats		3732-5	12/81	122.9	123.1	124.5	2.6	1.1

See footnotes at end of table.

Table 5. Producer price indexes for the net output of selected industries and their products—Continued

Industry and product ¹	Industry code	Product code	Index base	Index			Unadjusted percent change to Sep. 1987 from —	
				May 1987 ²	Aug. 1987 ²	Sep. 1987 ²	Sep. 1986	Aug. 1987
Boat building and repairing—Continued								
Runabouts, all materials, non-military		3732-531	12/81	119.8	(³)	124.6	6.0	(³)
Cabin cruisers, non-military		3732-54	12/81	124.9	125.2	126.0	2.1	0.6
Plastic, 26 to 40 ft. LOA		3732-547	12/81	128.3	129.1	130.4	5.2	1.0
Inboard-outdrive boats, except houseboats		3732-6	12/81	121.8	120.7	122.6	3.0	1.6
Under 20 ft. LOA		3732-673	12/81	113.4	(³)	113.4	2.7	(³)
20 ft. and over LOA		3732-675	12/81	130.5	128.3	132.2	3.3	3.0
All other boats		3732-7	12/81	111.8	114.3	113.7	2.2	-.5
Sailboats		3732-71	12/81	111.0	114.7	113.3	2.6	-1.2
With auxiliary power		3732-714	12/81	116.7	121.0	118.1	1.8	-2.4
Other boats, such as rowboats, canoes, skiffs, lifeboats, etc.		3732-72	12/81	115.6	(³)	(³)	(³)	(³)
Secondary products and miscellaneous receipts		3732-SM						
Secondary products		3732-S	12/81	116.1	(³)	115.9	1.4	(³)
Railroad equipment	3743							
Primary products		3743-P	06/84	101.8	102.0	102.0	.1	0
Locomotives and locomotive parts		3743-1	06/84	101.2	101.5	101.5	-.3	0
Locomotive parts		3743-1B	06/84	101.6	102.6	102.6	-1.6	0
All other, except wheels and axles		3743-172	06/84	94.4	94.4	94.4	-6.3	0
Passenger and freight train cars, new		3743-2	06/84	94.4	94.4	94.4	-6.3	0
Freight train cars, new		3743-2A	06/84	100.1	99.9	99.9	.3	0
Street, subway, trolley, and rapid transit cars, rebuilt rail cars, and rail car parts		3743-3	06/84	99.8	99.5	99.5	0	0
Parts and accessories for railroad and street cars		3743-3D	06/84	103.3	103.4	103.7	.6	.3
All other, except wheels and axles		3743-372	06/84	104.9	105.0	105.3	.8	.3
Secondary products and miscellaneous receipts		3743-SM	06/84	104.5	104.7	105.0	-.1	.3
Secondary products		3743-S	06/84	107.4	107.4	107.4	3.7	0
Motorcycles, bicycles, and parts	3751							
Primary products		3751-P	12/84	100.3	101.1	102.0	1.8	.9
Bicycles, adult tricycles, unicycles & parts (excl. child's 2-wheeled sdwlcycls w/semi-pneu trs)		3751-1	12/84	101.2	102.2	103.2	2.1	1.0
Bicycles, complete, with one or both wheels 25 inches or more		3751-111	12/84	97.5	99.3	99.8	1.2	.5
Five speed or over bicycles, complete, with one or more wheels 25 inches or more		3751-11103	12/84	95.8	96.5	96.5	-.2	0
Bicycles, complete, with both wheels less than 25 inches		3751-151	12/84	94.5	95.0	95.0	-.8	0
Parts for bicycles, including frame sets and motorbike parts interchangeable with bicycle parts		3751-171	12/84	95.7	97.5	99.0	.5	1.5
Motorcycles, motorbikes, mopeds, motorscooters, trail vehicles and parts		3751-2	12/84	105.6	111.2	111.3	6.0	.1
Parts, including sidecars, but excluding motorbike parts interchangeable with bicycle parts		3751-253	12/84	105.7	105.7	107.4	3.1	1.6
Secondary products and miscellaneous receipts		3751-SM	12/84	105.2	105.2	105.2	2.3	0
Miscellaneous receipts		3751-M	12/84	105.2	105.2	105.2	5.8	0
Resales		3751-289	12/84	105.2	105.2	105.2	5.8	0
Secondary products		3751-S	12/84	95.9	95.9	95.9	-.1	0
Miscellaneous transportation equipment	379		12/84	104.7	105.1	105.6	1.5	.5
Travel trailers and campers	3792							
Primary products		3792-P	06/84	107.7	108.3	109.0	1.9	.6
Travel trailers (with rigid structures)		3792-1	06/84	107.8	108.4	109.1	2.1	.6
16 to 24 feet, 11 inches in length		3792-133	06/84	108.1	108.9	109.1	2.2	.2
25 feet and over in length, including park models		3792-135	06/84	108.7	109.8	110.2	2.8	.4
Camping trailers, truck campers, pickup covers and parts		3792-2	06/84	107.3	108.0	108.0	1.3	0
Collapsible camping trailers		3792-242	06/84	107.1	107.4	108.9	1.9	1.4
Pickup caps or box covers		3792-247	06/84	108.9	110.0	109.3	4.7	-6
Secondary products and miscellaneous receipts		3792-SM	06/84	97.0	97.1	97.1	.1	0
Secondary products		3792-S	06/84	108.5	108.5	109.6	1.0	1.0
Motor homes on purchased chassis		3716-S	06/84	112.6	(³)	(³)	(³)	(³)
Transportation equipment, not elsewhere classified	3799							
Primary products		3799-P	06/85	101.5	102.4	103.4	3.2	1.0
Self-propelled golf carts and industrial in-plant personnel carriers and parts		3799-3	06/85	101.4	102.4	103.6	3.3	1.2
Self-propelled golf carts (electric and gas powered) and in-plant personnel carriers		3799-382	06/85	101.1	101.1	(³)	(³)	(³)
Transportation equipment, not elsewhere classified		3799-9	06/85	101.1	101.1	(³)	(³)	(³)
Automobile trailers, complete, excluding travel, boat and camping trailers		3799-931	06/85	100.6	101.1	102.0	3.2	.9
Boat trailers		3799-991	06/85	102.5	(³)	102.5	1.2	(³)
All-terrain vehicles, electric or gas driven (off-road, flotation wheels or full tracks)		3799-992	06/85	104.2	104.7	107.5	4.6	2.7
Parts for all-terrain vehicles		3799-994	06/85	109.9	109.9	109.9	6.9	0
Other miscellaneous transportation equipment and parts, including chassis for auto trailers		3799-998	06/85	100.4	100.4	100.4	-1.8	0
Secondary products and miscellaneous receipts		3799-SM	06/85	100.4	101.3	101.2	2.3	-.1
Miscellaneous receipts		3799-M	06/85	100.0	(³)	100.0	0	(³)
Secondary products		3799-S	06/85	103.7	104.0	103.7	4.5	-.3
Measuring and controlling instruments; photographic, medical, optical goods; watches, clocks	38		12/84	105.2	105.4	105.5	2.6	.1

See footnotes at end of table.

Table 5. Producer price indexes for the net output of selected industries and their products—Continued

Industry and product ¹	Industry code	Product code	Index base	Index			Unadjusted percent change to Sep. 1987 from —	
				May 1987 ²	Aug. 1987 ²	Sep. 1987 ²	Sep. 1986	Aug. 1987
Engineering and scientific instruments	3811		12/85	103.6	105.4	105.4	3.6	0
Primary products		3811-P	12/85	103.5	105.9	105.7	4.1	-2
Aeronautical, nautical, and navigational instruments, excl. aircraft eng. instr. and systems		3811-1	12/85	103.3	108.1	107.4	5.1	-6
Flight and navigational sensors, transmitters, and displays		3811-12	12/85	104.4	110.0	109.5	7.4	-5
Air speed indicators, including machmeters and air data computers		3811-124	12/85	105.8	105.8	105.8	5.8	0
Other aerospace and navigational instruments		3811-1291	12/85	104.5	117.8	116.7	13.7	-9
Airframe equipment instruments		3811-14	12/85	100.4	103.1	94.3	-6.9	-8.5
All other aeronautical, nautical, and navigational instruments		3811-15	12/85	104.0	108.3	108.3	4.8	0
Nautical instruments, all types, including temperature, speed, pitch, etc.		3811-152	12/85	102.9	(³)	102.9	5.1	(³)
Other aerospace flight instruments		3811-153	12/85	104.1	109.0	109.0	4.8	0
Laboratory and scientific apparatus		3811-2	12/85	104.6	105.5	105.8	4.4	.3
Laboratory furnaces and ovens		3811-231	12/85	96.4	104.9	(³)	(³)	(³)
All other laboratory and scientific apparatus		3811-2911	12/85	106.1	106.5	107.2	4.6	.7
Components, parts, and accessories for laboratory and scientific apparatus (sold sep.)		3811-29112	12/85	102.0	103.3	102.8	2.2	-5
Surveying and drafting instruments, and associated equip. and laboratory furniture		3811-3	12/85	99.6	99.7	99.7	-3	0
Surveying instruments, incl. alidades, transits, etc., incl. parts/accessor. sold sep		3811-332	01/86	100.0	100.0	(³)	(³)	(³)
Drafting instrum. and machines, manual and auto., slide rules, etc., incl. parts sold sep		3811-334	12/85	90.0	90.9	90.9	-8.9	.0
Laboratory furniture, incl. cabinets, cases, benches, tables, stools, and reagent shelves		3811-338	12/85	101.4	(³)	(³)	(³)	(³)
Secondary products and miscellaneous receipts		3811-SM						
Secondary products		3811-S	12/85	106.8	107.0	107.5	3.5	.5
Other secondary products		3811-SSS	12/85	106.6	107.0	107.0	2.2	0
Measuring and controlling devices, n.e.c.		3829-S	12/85	102.5	102.5	102.5	.6	0
Measuring and controlling instruments	382		12/84	106.0	106.4	106.3	1.7	-1
Environmental controls	3822		12/79	146.3	145.3	145.3	.3	0
Primary products		3822-P	12/79	145.8	144.8	144.8	.1	0
Building environment comfort controls		3822-1	12/79	157.0	155.7	155.7	.3	0
Temperature responsive building controls		3822-121	12/79	153.4	151.3	151.4	.9	.1
Temperature responsive, non-pneumatic		3822-12102	12/79	148.5	145.4	145.5	.8	.1
Other automatic controls		3822-18	12/80	128.8	129.0	129.0	.5	0
Miscellaneous automatic building comfort controls		3822-189	12/79	181.2	181.7	181.7	.6	0
Appliance temperature and related controls, automatic		3822-2	12/79	112.5	112.4	112.3	-1.1	-1
Temperature responsive appliance controls		3822-211	12/79	113.4	113.3	113.3	-1	0
Other appliance regulating controls		3822-215	12/79	111.1	111.1	111.0	-2.7	-1
Secondary products and miscellaneous receipts		3822-SM						
Miscellaneous receipts		3822-M	08/82	103.8	103.8	103.8	(³)	0
Secondary products		3822-S	12/79	150.2	148.9	148.9	.4	0
Industrial process control instruments	3823		06/83	114.5	115.0	115.1	1.9	.1
Primary products		3823-P	06/83	116.2	116.8	116.9	2.2	.1
Display and control receiver-type instruments, operating from standard transmission signals		3823-1	06/83	109.9	109.9	109.9	.4	0
Electrical and electronic types (A.C. or D.C.)		3823-101	06/83	109.4	109.4	109.4	.5	0
Controllers		3823-10135	06/83	108.4	108.4	108.4	.6	0
Non-control		3823-10136	06/83	110.0	110.0	110.0	.4	0
Pneumatic types (3 to 15 and 3 to 27 p.s.i. standard signals)		3823-102	06/83	110.9	111.1	111.1	.2	0
Controllers		3823-10239	06/83	106.0	106.5	106.5	.5	0
Temperature instruments, excluding receiver type		3823-2	06/83	116.2	117.5	117.5	3.0	0
Electrical and electronic measuring types		3823-201	06/83	111.2	113.1	113.1	3.8	0
Controllers		3823-20145	06/83	113.1	113.8	113.8	4.9	0
Non-control		3823-20146	06/83	109.4	112.4	112.4	2.7	0
Mechanical measuring types: filled system		3823-202	06/83	126.2	126.2	126.2	1.4	0
Non-control		3823-20254	06/83	124.1	124.1	124.1	3.1	0
Primary temperature sensors		3823-3	06/83	109.9	109.9	109.9	.1	0
Thermocouples and thermocouple lead wire		3823-358	06/83	111.7	111.7	111.7	0	0
Primary temperature sensors other than thermocouples		3823-359	06/83	104.7	104.7	104.7	.4	0
Pressure and draft instruments, excluding receiver type		3823-4	06/83	110.2	110.3	110.3	-5	0
Controllers		3823-461	06/83	113.4	113.9	113.9	.9	0
Non-control		3823-462	06/83	109.2	109.2	109.2	-9	0
Flow and liquid level instruments		3823-5	06/83	110.1	110.3	110.1	1.9	-2
Differential pressure types		3823-501	06/83	111.1	111.6	111.2	1.0	-4
Primary sensors		3823-50165	06/83	116.8	119.8	119.8	4.1	0
Non-control		3823-50167	06/83	108.3	108.3	108.3	.9	0
Electromagnetic, capacitance, and other electric/electronic types		3823-502	06/83	113.6	113.6	113.6	5.3	0
Controllers and non-control		3823-50271	06/83	111.4	111.6	111.6	7.1	0
Float and displacement instruments and associated elements		3823-504	06/83	107.8	107.8	107.8	3.2	0
Turbine, mass-flow, and other types and associated elements		3823-505	06/83	105.3	105.6	105.6	.5	0
Continuous process instruments for on-stream gas and liquid analysis		3823-7	06/83	111.9	111.3	111.3	5.5	0
Infrared analyzers		3823-776	06/83	156.8	(³)	(³)	(³)	(³)
Other liquid analyzers		3823-781	06/83	107.9	108.4	108.6	2.0	.2
Instruments for process variables n.e.c.		3823-8	06/83	108.2	108.4	108.4	1.4	0
Electrical and electronic measuring types		3823-801	06/83	109.8	109.7	109.7	2.0	0

See footnotes at end of table.

Table 5. Producer price indexes for the net output of selected industries and their products—Continued

Industry and product ¹	Industry code	Product code	Index base	Index			Unadjusted percent change to Sep. 1987 from —	
				May 1987 ²	Aug. 1987 ²	Sep. 1987 ²	Sep. 1986	Aug. 1987
Industrial process control instruments—Continued								
Controllers		3823-80182	06/83	109.1	107.8	107.9	2.8	0.1
Non-control		3823-80183	06/83	110.2	110.9	110.8	1.4	-1
Other industrial process instruments and parts for all industrial process instruments		3823-9	06/83	122.9	123.9	124.2	2.9	.2
Industrial process computers		3823-912	06/83	118.2	118.2	118.2	2.8	0
Valve actuators and positioners, sold separately		3823-915	06/83	113.9	113.9	113.9	2.9	0
Other electronic type industrial process instruments		3823-916	06/83	118.5	118.7	118.7	1.2	0
Other non-electronic industrial process instruments		3823-918	06/83	102.9	102.9	102.9	-9	0
Parts, supplies, accessories, and other equipment n.e.c.		3823-999	06/83	138.7	141.2	142.2	5.5	.7
Secondary products and miscellaneous receipts		3823-SM						
Miscellaneous receipts		3823-M	06/83	105.6	105.6	105.6	0	0
Resales		3823-Z89	06/83	115.2	115.2	115.2	0	0
Secondary products		3823-S	06/83	108.0	108.5	108.4	1.3	-1
Fluid meters and counting devices								
Fluid meters and counting devices	3824		12/85	102.5	102.8	102.9	2.4	.1
Primary products		3824-P	12/85	103.6	103.9	104.2	3.3	.3
Integrating and totalizing meters for gas and liquid		3824-2	12/85	103.0	103.3	103.7	2.9	.4
Liquid meters, positive displacement with registers and counters		3824-23	12/85	104.5	105.1	106.2	4.0	1.0
Water meters, consumption registering		3824-234	12/85	104.5	104.4	104.4	2.3	0
Small meters, up to and including 1 inch		3824-23433	12/85	104.1	102.4	103.7	1.3	1.3
Large meters, over 2 inch		3824-23437	12/85	105.3	106.7	106.7	4.5	0
Liquid fuel dispensing meters, excluding service station dispensing pumps		3824-241	12/85	101.2	104.8	108.8	7.4	3.8
Other liquid meters; industrial bulk plants, pipeline, batching, treatment facilities		3824-288	12/85	107.5	107.5	109.2	6.1	1.6
Parts and components for gas and liquid meters (sold separately)		3824-29	12/85	100.4	99.3	97.6	-7	-1.7
Counting devices		3824-3	12/85	107.1	107.5	107.5	4.5	0
Revolution counters, digital incl. totalizing, measuring wheels and vehicle operation registers		3824-36	12/85	109.8	110.4	110.4	6.4	0
Mechanical input		3824-361	12/85	103.6	105.3	105.3	1.1	0
Electronic input		3824-367	12/85	108.1	(?)	(?)	(?)	(?)
Electrical measuring and integrating instruments								
Electrical measuring and integrating instruments	3825		12/83	106.8	107.5	107.0	1.4	-5
Primary products		3825-P	12/83	107.0	107.8	107.3	1.1	-5
Integrating instruments		3825-1	12/83	100.8	(?)	103.0	-1.8	(?)
Watt-hour meters, AC single phase (except combined types)		3825-112	12/83	99.4	(?)	103.6	0	(?)
Test equipment for electrical and electronic components, circuits, equipment and motors		3825-2	12/83	109.1	109.4	109.5	1.7	.1
Voltage, current, resistance, power and energy testing and measuring eqpt		3825-21	12/83	111.2	111.5	111.5	4.3	0
Multimeters		3825-21A	12/83	106.0	106.0	106.0	.8	0
Analog multimeters, electronic and all electrical multimeters		3825-21A1	12/83	104.7	104.7	104.7	2.1	0
Analog electronic multimeters		3825-21129	12/83	119.6	(?)	119.6	5.0	(?)
Digital and digital/analog electronic multimeters		3825-21128	12/83	106.5	106.5	106.5	.1	0
Other voltage, current or resistance measuring equipment (except panel meters)		3825-21B	12/83	115.0	115.4	115.4	6.7	0
Analog electronic and electrical, except panel		3825-21B1	12/83	115.9	116.3	116.3	7.2	0
Analog electronic		3825-21221	12/83	113.0	113.0	113.0	5.6	0
Electrical		3825-21222	12/83	132.5	135.7	(?)	(?)	(?)
Power and energy test and measurement equipment		3825-21C	12/83	104.4	105.7	105.7	(?)	0
Power and energy testing eqpt. (except integrating meters)		3825-213	12/83	104.4	105.7	105.7	(?)	0
Frequency or time interval measuring and counting equipment		3825-22A	12/83	110.6	110.6	110.6	0	0
Waveform measuring and analyzing equipment		3825-22B	12/83	113.4	113.7	114.6	2.0	.8
Other waveform measuring equipment (including spectrum analyzers & low frequency oscillographs)		3825-2222	12/83	107.7	109.1	111.0	4.3	1.7
Signal generating equipment		3825-22C	12/83	107.5	107.5	107.5	.9	0
Radio frequency (20 kilohertz to 890 megahertz)		3825-22357	12/83	107.4	107.4	107.4	.8	0
Microwave (890 megahertz and above)		3825-22359	12/83	108.0	108.0	108.0	2.2	0
Field strength and intensity measuring equipment		3825-22D	12/83	122.9	122.9	122.9	5.3	0
Electronic		3825-22481	12/83	122.9	122.9	122.9	5.3	0
Multiple function test equipment		3825-24	12/83	105.8	105.9	105.9	1.6	0
Component part test sets		3825-24A	12/83	100.5	101.2	(?)	(?)	(?)
Automated semiconductor test systems (operating under program control)		3825-24465	12/83	99.6	100.2	(?)	(?)	(?)
Equipment and subassembly test equipment (including loaded printed circuit board testers)		3825-245	12/83	105.8	105.8	(?)	(?)	(?)
Other test and analysis equipment and associated devices		3825-26	12/83	109.2	109.8	109.8	3.5	0
Microwave test equipment n.e.c.		3825-26652	12/83	109.5	109.5	109.5	2.6	0
Standards and calibration equipment for testing and measuring instruments		3825-26672	12/83	117.8	117.8	117.8	3.8	0
Associated devices for test and measurement equipment (probes, decade boxes, shunts)		3825-26682	12/83	111.6	(?)	111.6	1.6	(?)
Other test equipment, not elsewhere classified		3825-26698	12/83	107.6	108.5	108.5	3.9	0
Electrical indicating and recording instruments								
Panel meters		3825-3	12/83	102.7	102.7	101.2	.6	-1.5
Digital and analog with LED, LCD or neon gas discharge readout		3825-31	12/83	106.6	106.7	105.8	7.1	-8
Analog, conventional indicator movement, generally + or - 2% accuracy		3825-31108	12/83	98.7	99.0	99.0	11.7	0
AC types		3825-312	12/83	111.3	111.3	109.1	4.0	-2.0
		3825-31212	12/83	111.7	111.7	100.5	-4.6	-10.0

See footnotes at end of table.

Table 5. Producer price indexes for the net output of selected industries and their products—Continued

Industry and product ¹	Industry code	Product code	Index base	Index			Unadjusted percent change to Sep. 1987 from —	
				May 1987 ²	Aug. 1987 ²	Sep. 1987 ²	Sep. 1986	Aug. 1987
Electrical measuring and integrating instruments—Continued								
DC types (including rectifier and self-contained thermocouple types)		3825-31213	12/83	111.2	111.2	111.2	6.1	0
All other panel types including motor vehicle ammeter and voltmeter; typically 3% or < accuracy		3825-31666	12/83	115.4	115.4	115.4	11.7	0
Electrical recording instruments		3825-36	12/83	100.0	100.0	100.0	-1.2	0
Secondary products and miscellaneous receipts		3825-SM						
Secondary products		3825-S	12/83	106.6	106.6	106.6	4.2	.0
Measuring and controlling devices, not elsewhere classified	3829		06/85	104.5	105.5	105.4	2.6	-.1
Primary products		3829-P	06/85	105.7	106.8	106.7	2.8	-.1
Aircraft engine instruments, except flight		3829-1	06/85	103.8	103.8	103.8	.8	0
Pressure ratio and pressure and vacuum sensors, transmitters, displays and controls		3829-148	06/85	103.9	104.0	104.0	.1	0
All other aircraft engine instruments, except flight, and parts and components therefor		3829-198	06/85	103.5	103.5	103.5	1.7	0
Physical properties testing & inspection equipment, and kinematic testing & measuring equipment		3829-2	06/85	105.9	106.3	106.1	1.5	-2
Physical properties testing equipment incl. hardness, stress, torsion, wear, strength & similar		3829-229	06/85	107.0	107.8	107.4	1.7	-4
Electrical and electronic types (including components and parts sold separately)		3829-22933	06/85	107.1	108.1	107.6	1.6	-.5
Other types (including components and parts sold separately)		3829-22935	06/85	106.0	106.0	106.0	2.7	0
Physical properties inspection equipment incl. flaw detection, thickness measuring and similar		3829-253	06/85	105.2	105.2	105.3	2.5	.1
Electrical and electronic types (including components and parts sold separately)		3829-25357	06/85	105.4	105.4	105.4	3.2	0
Other types (including components and parts sold separately)		3829-25359	06/85	104.9	104.9	104.9	.5	0
Kinematic testing and measuring equipment (including components and parts sold separately)		3829-291	06/85	105.1	105.1	105.1	.1	0
Vibration testing and measuring equipment		3829-29192	06/85	106.9	106.9	106.9	0	0
Acceleration and all other kinematic testing and measuring equipment		3829-29193	06/85	100.6	100.6	100.6	(³)	0
Commercial, meteorological, and general purpose instruments		3829-3	06/85	107.3	110.0	109.8	5.3	-2
Other commercial & industrial instruments, except aircraft, incl. compasses, altimeters & parts		3829-333	06/85	106.8	108.4	108.2	3.0	-2
Nuclear radiation detection and monitoring instruments		3829-4	06/85	105.1	106.1	106.0	2.6	-.1
Radiation detecting elements, including ion chambers and solid state detectors, sold separately		3829-402	06/85	100.6	100.6	100.6	.3	0
Pulse analyzers, single and multichannel, including nuclear spectrometers		3829-422	06/85	105.9	105.9	105.9	3.6	0
Other nuclear radiation detection & monitoring instruments & parts & components sold separately		3829-439	06/85	103.9	103.9	103.9	1.5	0
Secondary products and miscellaneous receipts		3829-SM						
Miscellaneous receipts		3829-M	06/85	95.8	95.8	95.8	1.9	0
Resales		3829-Z89	06/85	87.9	(³)	87.9	6.2	(³)
Secondary products		3829-S	06/85	104.7	105.3	105.3	1.9	0
Electronic components, n.e.c.		3829-S	06/85	104.2	105.8	(³)	(³)	(³)
Process control instruments		3823-S	06/85	102.1	103.5	103.6	2.1	.1
Other secondary products		3829-SSS	06/85	103.9	103.9	103.9	1.1	0
Optical and analytical instruments	3832		12/85	101.4	99.9	100.8	.5	.9
Primary products		3832-P	12/85	101.6	100.2	101.0	.5	.8
Sighting, tracking, and fire-control equipment, optical type		3832-4	12/85	102.7	103.2	103.2	2.3	0
Optical instruments, components, and lenses, except ophthalmic		3832-5	12/85	99.6	102.4	103.3	4.2	.9
Optical components, incl. mirrors, filters, gratings, coatings, prisms, etc.		3832-514	12/85	108.2	108.2	108.2	4.9	0
Unmounted lenses, except ophthalmic focus lenses		3832-515	12/85	99.4	99.9	99.9	-2.5	0
Other optical instruments		3832-517	12/85	95.2	100.7	102.9	7.4	2.2
Analytical and scientific instruments (except optical)		3832-6	12/85	102.2	98.4	99.4	-1.7	1.0
Chromatographic instruments		3832-63	12/85	104.9	104.9	105.9	4.0	1.0
Liquid		3832-632	12/85	113.6	113.6	115.6	7.9	1.8
Spectrophotometric instruments		3832-64	12/85	105.7	105.8	108.8	6.3	2.8
Ultraviolet, visible and colorimeters		3832-644	12/85	106.6	106.6	109.0	7.8	2.3
Other, including near ultraviolet and Raman		3832-647	12/85	103.2	(³)	(³)	(³)	(³)
Thermal analysis instrum., incl. thermogravimetric analyzers, quantitative thermal analyzers		3832-651	12/85	102.1	(³)	102.1	2.8	(³)
Clinical laboratory instrumentation		3832-68	12/85	(³)	(³)	(³)	(³)	(³)
Secondary products and miscellaneous receipts		3832-SM						
Miscellaneous receipts		3832-M	12/85	104.9	(³)	108.7	8.1	(³)
Contract work and other miscellaneous receipts		3832-XY9	12/85	104.9	(³)	108.7	8.1	(³)
Other secondary products		3832-SSS	12/85	98.5	95.4	95.4	-3.0	0
Surgical, medical, and dental instruments and supplies	384		12/84	109.2	109.4	109.8	5.5	.4
Surgical and medical instruments and apparatus	3841		06/82	108.9	108.8	110.1	2.9	1.2
Primary products		3841-P	06/82	108.8	109.1	109.1	1.8	0
Surgical and medical instruments and apparatus, except furniture		3841-1	06/82	107.2	106.9	106.9	1.0	0
Surgical instruments, incl. suture needle, excl. eye, ear, nose & throat instr. & surg. cutlery		3841-112	06/82	112.1	112.1	112.1	3.9	0

See footnotes at end of table.

Table 5. Producer price indexes for the net output of selected industries and their products—Continued

Industry and product ¹	Industry code	Product code	Index base	Index			Unadjusted percent change to Sep. 1987 from —	
				May 1987 ²	Aug. 1987 ²	Sep. 1987 ²	Sep. 1986	Aug. 1987
Surgical and medical instruments and apparatus—Continued								
Diagnostic apparatus		3841-12	06/82	123.0	123.3	123.3	1.1	0
Metabolism and blood pressure diagnostic apparatus		3841-121	06/82	132.8	136.1	136.1	9.5	0
All other diagnostic apparatus		3841-124	06/82	121.7	(³)	(³)	(³)	(³)
Syringes and needles		3841-14	06/82	103.5	103.0	103.0	-6	0
Needles, other than surgical		3841-149	06/82	105.0	104.2	(³)	(³)	(³)
Anesthetic apparatus, including instruments and parts		3841-171	06/82	115.2	115.2	115.2	2.9	0
Blood transfusion and I.V. equipment		3841-182	06/82	109.4	109.4	109.4	1.5	0
Other surgical and medical instruments		3841-189	06/82	104.2	103.7	103.6	.6	-1
Catheters		3841-18901	06/82	113.1	114.0	114.0	1.3	0
All other surgical and medical instruments		3841-18908	06/82	124.3	124.3	124.0	7.6	-2
Hospital furniture, excluding beds and chairs		3841-2	06/82	122.8	(³)	(³)	(³)	(³)
Secondary products and miscellaneous receipts		3841-SM						
Miscellaneous receipts		3841-M	01/83	124.9	125.1	(³)	(³)	(³)
Resales		3841-Z89	01/83	124.9	125.1	(³)	(³)	(³)
Secondary products		3841-S	10/82	97.9	95.2	100.2	4.4	5.3
All other secondary products		3841-SSS	10/82	112.9	114.0	114.0	1.7	0
Surgical, orthopedic and prosthetic appliances and supplies								
Primary products	3842		06/83	120.1	120.3	120.4	7.9	.1
Surgical, orthopedic, and prosthetic appliances and supplies		3842-P	06/83	123.1	123.4	123.3	8.9	-1
Surgical dressings		3842-1	06/83	124.8	124.7	124.6	10.8	-1
Other surgical dressings		3842-1A	06/83	101.1	100.5	99.5	-2.2	-1.0
Surgical sponges		3842-129	06/83	104.9	103.9	102.4	-3.5	-1.4
All other surgical dressings		3842-12902	06/83	104.6	103.2	101.3	-4.6	-1.8
Surgical, orthopedic and prosthetic appliances and supplies except surgical dressings		3842-12904	06/83	106.4	(³)	(³)	(³)	(³)
Orthopedic appliances (braces), including parts		3842-1B	06/83	136.0	136.1	136.4	16.0	.2
Disposable surgical drapes, including O/B and O/R packs		3842-111	06/83	208.1	(³)	(³)	(³)	(³)
Disposable incontinent pads, bed pads, and adult diapers		3842-131	06/83	99.5	99.7	99.7	2.0	0
Artificial limbs (prosthetic), including parts		3842-132	06/83	107.3	107.4	108.0	2.1	.6
Breathing devices, excluding anesthetic apparatus		3842-135	06/83	127.1	127.2	127.1	4.7	-1
Surgical corsets		3842-165	06/83	121.4	121.4	121.4	2.6	0
Other surgical, orthopedic, and prosthetic appliances and supplies		3842-171	06/83	119.1	124.4	(³)	(³)	(³)
Surgical implants		3842-198	06/83	124.3	124.5	124.9	4.3	.3
All other surgical, orthopedic and prosthetic appliances and supplies		3842-19801	06/83	128.3	128.3	128.3	4.6	0
Personal industrial safety devices		3842-19803	06/83	117.8	118.1	119.2	3.5	.9
Respiratory protection equipment, including gas, abrasive and canister masks		3842-3	06/83	119.2	120.6	120.8	4.1	.2
Protective clothing, except shoes		3842-311	06/83	120.3	122.1	122.8	2.6	.6
Other personal safety devices		3842-351	06/83	137.7	(³)	(³)	(³)	(³)
All other personal safety devices		3842-371	06/83	111.7	112.3	112.3	0	0
Electronic hearing aids		3842-37103	06/83	111.6	111.6	111.6	-1.2	0
Electronic hearing aids		3842-4	06/83	107.3	107.3	107.3	0	0
Electronic hearing aids		3842-413	06/83	107.3	107.3	107.3	0	0
Secondary products and miscellaneous receipts		3842-SM						
Secondary products		3842-S	06/83	111.5	111.6	112.0	4.4	.4
Surgical and medical instruments and apparatus		3841-S	06/83	110.2	110.9	110.3	5.8	-5
All other secondary products		3842-SSS	06/83	111.8	111.8	112.4	4.1	.5
Dental equipment and supplies								
Primary products	3843		06/85	109.0	110.4	109.4	3.4	-9
Dental casting metals		3843-P	06/85	111.1	112.4	111.2	5.1	-1.1
Precious dental casting metals		3843-1	06/85	129.5	128.8	(³)	(³)	(³)
Dental gold alloys		3843-111	06/85	131.4	130.6	(³)	(³)	(³)
Other precious dental casting alloys		3843-11101	06/85	138.0	135.6	(³)	(³)	(³)
Denture materials		3843-11102	06/85	109.2	114.0	(³)	(³)	(³)
Denture base materials		3843-2	06/85	105.5	107.9	107.9	2.7	0
Dental professional and laboratory equipment		3843-241	06/85	97.6	97.6	97.6	1.9	0
Dental professional equipment		3843-3	06/85	108.7	108.8	108.8	2.7	0
Dental chairs		3843-301	06/85	109.1	109.1	109.1	2.8	0
Instrument delivery systems		3843-30142	06/85	107.8	107.8	107.8	2.0	0
Other dental professional equipment, including sterilizers, except X-ray		3843-30143	06/85	108.9	108.9	108.9	3.1	0
Dental supplies		3843-30145	06/85	107.8	107.8	107.8	5.3	0
Dental materials		3843-4	06/85	106.0	108.9	106.0	3.2	-2.7
Alloys for amalgams		3843-401	06/85	105.6	113.5	104.8	.3	-7.7
Dental cements and other nonmetallic filling materials		3843-40121	06/85	108.7	116.1	104.4	-9.0	-10.1
Waxes, dental gypsums and other consumable supplies		3843-40172	06/85	113.8	116.9	116.9	6.3	0
Dental instruments		3843-40173	06/85	99.8	110.3	99.5	4.8	-9.8
Dental hand instruments		3843-402	06/85	103.9	103.9	103.9	10.1	0
Other dental supplies		3843-40257	06/85	95.0	95.0	95.0	16.9	0
		3843-498	06/85	106.9	107.4	107.4	3.3	0
Ophthalmic goods								
Primary products	3851		12/83	109.8	109.8	110.0	1.6	.2
Ophthalmic fronts and temples		3851-P	12/83	109.2	109.2	109.5	1.6	.3
Complete frames, all types		3851-1	12/83	130.2	130.5	131.5	3.4	.8
Glass ophthalmic focus lenses		3851-118	12/83	121.2	122.1	124.5	9.5	2.0
Single vision glass lenses		3851-2	12/83	98.3	97.8	97.8	.3	0
Bifocal glass lenses		3851-231	12/83	105.4	105.0	105.0	.1	0
		3851-241	12/83	94.1	93.6	93.6	.3	0

See footnotes at end of table.

Table 5. Producer price indexes for the net output of selected industries and their products—Continued

Industry and product ¹	Industry code	Product code	Index base	Index			Unadjusted percent change to Sep. 1987 from —	
				May 1987 ²	Aug. 1987 ²	Sep. 1987 ²	Sep. 1986	Aug. 1987
Ophthalmic goods—Continued								
Plastic ophthalmic focus lenses		3851-3	12/83	97.5	97.8	98.2	0.9	0.4
Single vision plastic lenses		3851-325	12/83	100.3	100.3	100.3	.5	0
Multifocal plastic lenses		3851-327	12/83	95.5	95.9	96.6	1.2	.7
Contact lenses		3851-4	12/83	91.5	91.6	91.6	0	0
Hard contact lenses		3851-412	12/83	105.2	105.1	105.1	.6	0
Soft contact lenses		3851-413	12/83	77.8	78.0	(³)	(³)	(³)
Other ophthalmic goods		3851-5	12/83	113.9	113.9	113.9	1.6	0
Industrial eye protectors and parts thereof		3851-541	12/83	122.9	122.9	122.9	1.1	0
Other ophthalmic goods and accessories		3851-592	12/83	109.5	(³)	(³)	(³)	(³)
Secondary products and miscellaneous receipts		3851-SM						
Secondary products		3851-S	12/83	110.2	110.2	110.2	1.3	0
Other secondary products		3851-SSS	12/83	110.2	110.2	110.2	1.3	0
Photographic equipment and supplies								
Primary products	3861		12/83	104.4	104.5	104.5	2.2	0
Still picture equipment		3861-P	12/83	102.8	102.8	102.9	1.5	.1
Still cameras		3861-1	12/83	105.5	105.7	105.7	2.8	0
Other still cameras, except photocopy, blueprint, and microfilm types		3861-101	12/83	102.3	102.4	102.5	6.0	.1
Projectors and rear-screen viewers		3861-10102	12/83	117.6	118.5	119.4	7.0	.8
Commercial finishing and processing equipment		3861-102	12/83	108.0	108.0	(³)	(³)	(³)
All other still picture equipment and accessories		3861-103	12/83	110.2	110.5	110.5	.1	0
Motion picture equipment		3861-104	12/83	106.7	107.1	107.1	.8	0
8 or 16 mm cameras and projectors		3861-2	12/83	106.4	106.4	106.9	1.5	.5
35 mm or larger cameras and projectors		3861-201	12/83	104.7	104.7	105.5	1.8	.8
Other motion picture equipment and accessories, including all projection screens		3861-202	12/83	118.7	118.7	117.7	1.3	-.8
Photocopying equipment		3861-204	12/83	109.3	109.3	109.3	1.4	0
Microfilming, blueprinting, brownprinting, and whiteprinting equipment		3861-3	12/84	95.3	(³)	95.3	.6	(³)
Prepared photographic chemicals		3861-4	12/83	113.6	(³)	114.2	3.8	(³)
Office copy toners		3861-5	12/83	94.1	94.3	94.3	-1.8	0
All other prepared photographic chemicals		3861-501	12/83	89.1	89.8	89.8	-3.6	0
Sensitized silver halide materials, except x-ray		3861-502	12/83	97.8	97.6	97.6	-.5	0
Silver halide film, plates, and slides		3861-6	12/83	105.3	105.3	105.3	1.6	0
Silver halide paper and cloth, all uses		3861-601	12/83	108.9	108.9	108.9	2.3	0
Sensitized materials, non-silver halide type		3861-602	12/83	96.4	96.4	96.4	0	0
Diazo type materials		3861-7	12/83	109.2	109.2	109.2	2.8	0
Secondary products and miscellaneous receipts		3861-701	12/83	103.4	103.4	103.4	0	0
Miscellaneous receipts		3861-SM						
Resales		3861-M	12/83	119.2	(³)	(³)	(³)	(³)
Secondary products		3861-Z89	12/83	108.1	(³)	(³)	(³)	(³)
Secondary products		3861-S	12/83	109.4	110.2	110.6	2.5	.4
Watches, clocks, and watchcases								
Primary products	3873		06/83	104.7	104.7	104.7	2.1	0
Clocks, timing mechanisms, time switches, and clock movements		3873-P	06/83	103.5	103.5	103.5	1.6	0
Clocks w/balance wheel & hairspring or other oscillatory device w/built-in frequency time base		3873-1	06/83	107.7	107.9	107.8	1.9	-.1
Clocks w/watch movements or modules or w/clock movements or modules less than 1.77" wide		3873-1A	06/83	109.7	110.0	110.0	3.2	0
Clocks ex. those w/watch movements or modules & clock movements or modules less than 1.77" wide		3873-131	06/83	110.8	111.3	111.1	2.1	-.2
Alarm clocks, excluding clock timers and timing mechanisms		3873-134	06/83	109.6	110.0	110.0	3.3	0
Household wall clocks, except alarm and chime & strike		3873-13432	06/83	104.9	104.9	104.9	-.8	0
All other household clocks, except alarm but including chime & strike, desk, mantel, etc.		3873-13433	06/83	99.9	102.9	102.9	4.8	0
Clocks with other time base		3873-13435	06/83	116.2	116.2	116.2	4.6	0
Clocks w/watch movements or modules or w/clock movements or modules less than 1.77" wide		3873-1B	06/83	107.4	107.5	107.5	.5	0
Clocks ex. those w/watch movements or modules & clock movements or modules less than 1.77" wide		3873-141	06/83	101.0	102.7	102.7	3.6	0
Household wall clocks, except alarm and chime & strike		3873-144	06/83	107.5	107.5	107.5	.4	0
All other household clocks, except alarm but including chime & strike, desk, mantel, etc.		3873-14443	06/83	111.9	112.1	112.1	.2	0
Timing mechanisms, not for timepiece use, excluding time recording and time stamping machines		3873-14445	07/83	112.1	111.4	111.4	2.2	.0
All other timing mechanisms		3873-1C	06/83	106.0	106.0	105.9	2.3	-.1
Watches with imported movements or modules		3873-156	06/83	113.2	113.3	112.7	.1	-.5
Watches without balance wheel and hairspring		3873-4	06/83	107.9	107.9	107.9	3.9	0
Watches with movements other than solid state		3873-4B	06/83	112.2	112.0	112.0	-.2	0
Watches w/domestic movement or module, watch movements, clockcases & parts for clocks & watches		3873-422	06/83	99.0	98.8	98.8	-.6	0
Secondary products and miscellaneous receipts		3873-5	06/83	98.3	98.3	98.3	0	0
Miscellaneous receipts		3873-SM						
Resales		3873-M	06/83	114.2	114.2	114.2	7.1	0
Resales		3873-Z89	06/83	114.2	114.2	114.2	7.1	0
Miscellaneous manufacturing industries								
Jewelry, silverware, and plated ware	39		12/85	103.5	104.2	104.2	2.3	0
	391		12/85	107.4	109.8	110.0	6.6	.2

See footnotes at end of table.

Table 5. Producer price indexes for the net output of selected industries and their products—Continued

Industry and product ¹	Industry code	Product code	Index base	Index			Unadjusted percent change to Sep. 1987 from —	
				May 1987 ²	Aug. 1987 ²	Sep. 1987 ²	Sep. 1986	Aug. 1987
Jewelry, precious metal	3911		12/85	109.8	112.8	112.9	7.8	0.1
Primary products		3911-P	12/85	110.7	113.6	113.7	8.1	.1
Jewelry made of platinum metals and karat gold		3911-1	12/85	112.9	115.8	115.9	8.5	.1
Rings, complete		3911-111	12/85	111.6	114.9	114.9	6.9	0
Fraternal, college, and school rings		3911-11111	12/85	106.9	115.9	116.3	12.5	.3
Wedding rings		3911-11112	12/85	114.3	117.0	116.7	2.3	-.3
Other rings		3911-11114	12/85	113.0	113.4	113.3	6.1	-.1
Ring mountings		3911-115	12/85	101.3	101.6	101.7	.3	.1
Women's and children's jewelry, excl. watch attachments and rings		3911-131	12/85	116.6	117.8	118.2	11.5	.3
Other jewelry worn or carried, religious jewelry, cigar cases and lighters, compacts, etc.		3911-198	12/85	105.4	(³)	105.4	5.4	(³)
Jewelry made of precious metals, except platinum metals and karat gold		3911-2	12/85	102.3	105.2	105.1	5.9	-.1
Rings and mountings		3911-211	12/85	(³)	(³)	103.9	(³)	(³)
Men's jewelry, excl. watch attachments and rings		3911-221	12/85	101.0	101.0	(³)	(³)	(³)
Women's and children's jewelry, excl. watch attachments and rings		3911-231	12/85	104.6	107.0	106.7	6.0	-.3
Secondary products and miscellaneous receipts		3911-SM						
Miscellaneous receipts		3911-M	12/85	102.0	112.0	114.2	13.3	2.0
Contract work and other miscellaneous receipts		3911-XY9	12/85	110.0	106.7	110.4	6.6	3.5
Secondary products		3911-S	12/85	103.4	104.2	103.1	2.6	-1.1
Other secondary products		3911-SSS	12/85	101.9	103.0	101.9	1.9	-1.1
Silverware, plated ware and stainless steel ware	3914		06/85	101.7	103.4	104.4	6.4	1.0
Primary products		3914-P	06/85	101.4	103.3	104.5	7.2	1.2
Holloware, including ecclesiastical ware, novelties, trophies, and other plated ware		3914-1	06/85	101.5	105.1	107.4	6.8	2.2
Sterling silver		3914-111	06/85	101.8	113.4	113.4	14.7	0
Electrosilver plated		3914-131	06/85	99.8	102.3	106.6	7.1	4.2
Pewter		3914-153	06/85	103.4	104.1	104.1	2.0	0
All other holloware, including unplated and plated with metal other than silver or pewter		3914-166	06/85	105.1	(³)	105.1	.3	(³)
Flatware and carving sets made wholly of metal		3914-2	06/85	101.3	101.9	102.1	7.4	.2
Sterling silver		3914-211	06/85	128.3	130.1	130.8	23.4	.5
Stainless steel		3914-255	06/85	84.9	84.9	84.9	.1	0
Secondary products and miscellaneous receipts		3914-SM						
Secondary products		3914-S	06/85	107.9	(³)	107.9	3.5	(³)
Jewelers' materials and lapidary work	3915		06/85	99.3	99.5	99.5	1.6	0
Primary products		3915-P	06/85	98.8	99.0	99.0	1.5	0
Jewelers' findings and materials		3915-1	06/85	103.1	103.4	103.4	2.1	0
Jewelers' findings, such as joints, pins, clasps and other unassembled products		3915-113	06/85	98.0	98.4	98.4	1.3	0
Machine chain		3915-131	06/85	116.0	116.0	116.0	3.9	0
Secondary products and miscellaneous receipts		3915-SM						
Secondary products		3915-S	06/85	105.1	105.1	105.1	3.1	0
Other secondary products		3915-SSS	06/85	104.1	104.1	104.1	1.4	0
Musical instruments	3931		06/85	106.3	106.8	106.8	2.2	0
Primary products		3931-P	06/85	105.7	106.3	106.3	2.1	0
Pianos		3931-1	06/85	104.4	105.5	105.5	2.5	0
Verticals, uprights or consoles, over 37" in height		3931-115	06/85	103.1	104.4	104.4	2.3	0
Organs		3931-2	06/85	105.6	105.6	105.6	1.9	0
Electronic organs		3931-251	06/85	104.9	104.9	104.9	1.1	0
Piano and organ parts		3931-3						
Piano parts and materials, except benches		3931-311	06/85	101.5	(³)	101.5	.6	(³)
Other musical instruments		3931-4	06/85	108.1	109.4	109.4	2.6	0
Brasswinds		3931-415	06/85	111.1	(³)	(³)	(³)	(³)
Secondary products and miscellaneous receipts		3931-SM						
Secondary products		3931-S	06/85	102.0	99.1	99.1	-2.8	0
Toys and amusement, sporting, and athletic goods	394		12/85	102.1	102.8	102.6	.6	-.2
Dolls	3942		12/85	96.1	96.5	96.5	-4.2	0
Primary products		3942-P	12/85	95.8	96.1	96.1	-4.7	0
Dolls and stuffed toy animals		3942-1	12/85	95.8	96.1	96.1	-4.7	0
Stuffed dolls		3942-111	12/85	78.8	78.8	78.8	-23.4	0
Dolls, complete, 13 inches and under, except stuffed dolls		3942-113						
Other, including collectors' miniatures		3942-11313	12/85	107.2	(³)	107.2	4.9	(³)
Other doll clothes and accessories		3942-117	12/85	80.7	80.9	80.9	-19.1	0
Stuffed toy animals		3942-121	12/85	93.3	93.9	93.9	-6.6	0
Games, toys, and children's vehicles, except dolls and bicycles	3944		06/85	102.8	103.3	103.3	.3	0
Primary products		3944-P	06/85	103.3	103.8	103.7	.5	-.1
Games, excluding toys and hobbies		3944-1	06/85	105.2	105.4	105.0	2.8	-.4
Board games		3944-101	06/85	106.0	106.7	106.7	2.2	0
Children's board games (under 12 years)		3944-10181	06/85	103.6	105.8	105.8	3.9	0
Family and other board games (12 years and older)		3944-10183	06/85	107.0	(³)	(³)	(³)	(³)
Sports-oriented action and skill games		3944-185	06/85	104.2	(³)	(³)	(³)	(³)
Nonsports-oriented action and skill games		3944-187	06/85	102.6	(³)	(³)	(³)	(³)
Puzzles		3944-189	06/85	102.3	(³)	(³)	(³)	(³)

See footnotes at end of table.

Table 5. Producer price indexes for the net output of selected industries and their products—Continued

Industry and product ¹	Industry code	Product code	Index base	Index			Unadjusted percent change to Sep. 1987 from —	
				May 1987 ²	Aug. 1987 ²	Sep. 1987 ²	Sep. 1986	Aug. 1987
Games, toys, and children's vehicles, except dolls and bicycles—Continued								
Other games		3944-195	06/85	107.0	107.0	107.0	5.3	0
Baby carriages and children's vehicles, except bicycles		3944-3	06/85	(³)	92.0	92.0	(³)	0
Toys, excluding games and hobbies		3944-4	06/85	102.9	103.7	103.8	.8	.1
Non-powered trans. toys, nonriding, excl model kits, units sold without accessories		3944-401	06/85	99.6	100.1	100.1	.6	0
Plastic, over 6 inches in length		3944-40121	06/85	99.7	99.7	99.7	0	0
Other, over 6 inches in length		3944-40123	06/85	100.2	100.2	100.2	.1	0
Sets, (sold with accessories)		3944-40128	06/85	95.2	102.8	101.5	7.2	-1.3
Mechanical power toys, excl. road racing sets, scale model railroads, cars, boats, planes, etc.		3944-417	06/85	103.5	103.5	103.5	.7	0
Infants toys, n.e.c.		3944-431	06/85	106.7	107.2	107.2	4.8	0
Pre-school toys, n.e.c., excluding infant toys		3944-433	06/85	107.8	109.1	109.3	1.9	.2
Pre-school playsets		3944-435	06/85	104.3	104.3	104.3	1.7	0
Toy guns, gun sets, and rifles		3944-437	06/85	100.7	102.1	101.9	1.9	-.2
Housekeeping and cooking toys, including tea sets and play tools		3944-443	06/85	107.2	109.1	109.1	4.7	0
Other toys not listed above		3944-498	06/85	101.5	102.1	102.2	-.3	.1
Hobbies, models: crafts and stru. kits, sets, & individual units; scientific equip., kit or set		3944-5	06/85	108.7	108.7	108.7	.7	0
Operating models		3944-512	06/85	118.1	118.1	118.1	.2	0
Operating cars, boats, planes, and other models in individual units, kits, and sets		3944-51213	06/85	118.1	118.1	118.1	.2	0
Crafts: kits and supplies individually packaged or in bulk, excluding glass beads		3944-523	06/85	105.2	105.2	105.2	1.4	0
Secondary products and miscellaneous receipts		3944-SM						
Secondary products		3944-S	06/85	98.2	99.3	99.3	-1.1	0
Other secondary products		3944-SSS	06/85	95.0	95.0	95.2	-3.2	.2
Sporting and athletic goods, n.e.c. 3949								
Primary products		3949-P	12/85	103.1	104.0	103.7	1.7	-.3
Fishing tackle and equipment		3949-1	12/85	102.2	106.6	105.5	3.7	-1.0
Fishing tackle		3949-11	12/85	102.3	104.7	104.7	2.3	0
Fishing rods		3949-114	12/85	99.8	103.8	103.8	4.0	0
Fishing reels		3949-115	12/85	104.4	105.4	105.4	1.0	0
Fishing equipment		3949-12	12/85	102.1	108.1	106.2	5.0	-1.8
Casting plugs, spinners, and spoons; flies, lures, and similar artificial baits		3949-124	12/85	98.9	104.4	102.3	5.7	-2.0
Other fishing equipment, including creels, fish and bait buckets, floats, sinkers		3949-128	12/85	105.9	112.5	110.8	4.2	-1.5
Golf equipment		3949-2	12/85	104.9	104.4	104.4	2.7	0
Golf balls		3949-231	12/85	104.5	101.3	101.6	3.8	.3
Golf clubs		3949-242	12/85	104.3	104.8	104.7	1.7	-.1
Irons		3949-24241	12/85	105.1	105.8	105.6	2.8	-.2
Woods		3949-24245	12/85	102.9	103.0	103.0	-.2	0
Golf bags		3949-257	12/85	100.4	100.6	(³)	(³)	(³)
Playground, gymnasium, and gymnastic equipment		3949-4	12/85	103.9	103.8	102.4	-.9	-1.3
Home playground equipment, including swing sets, slides, seesaws, sandboxes		3949-462	12/85	110.6	110.6	110.6	(³)	0
Health, physical fitness, and exercising equipment, including barbells and dumbbells		3949-467	12/85	95.8	95.9	95.9	-4.5	0
Other sporting and athletic goods		3949-5	12/85	102.3	103.0	103.0	1.7	0
Bowling alleys and supplies		3949-522	12/85	102.2	103.2	103.2	2.5	.0
Bowling balls		3949-52228	12/85	101.6	(³)	(³)	(³)	(³)
Other bowling alley playing supplies, including pins, bowling pin setters, etc.		3949-52229	12/85	102.5	102.5	102.5	1.7	0
Lawn tennis equipment		3949-581	12/85	104.2	105.6	105.6	1.4	0
Archery equipment		3949-585	12/85	100.1	(³)	(³)	(³)	(³)
Other sporting and athletic goods, including table tennis, water skiing, skeet, badminton		3949-598	12/85	107.1	107.1	107.1	2.9	0
Secondary products and miscellaneous receipts		3949-SM						
Miscellaneous receipts		3949-M	12/85	104.2	105.6	105.6	1.4	0
Resales		3949-Z89	12/85	104.2	105.6	105.6	1.4	0
Secondary products		3949-S	12/85	103.7	103.7	103.7	.6	0
Pens, pencils, and other office and artists' materials 395								
Pens, mechanical pencils, and parts 3951								
Primary products		3951-P	12/85	104.1	103.8	104.1	2.2	.3
Fountain pens		3951-1	12/85	103.3	102.8	103.2	1.3	.4
Fountain pens, complete, all types, except ball point		3951-111	12/85	108.5	105.8	106.7	6.3	.9
Ball point pens, complete, including roller pens		3951-2	12/85	108.5	105.8	106.7	6.3	.9
Refillable		3951-212	12/85	103.9	103.2	103.8	1.1	.6
Non-refillable		3951-214	12/85	104.9	104.1	104.9	1.5	.8
Soft-tip pens (fine point marker)		3951-214	12/85	101.7	101.4	101.4	0	0
Pen and mechanical pencil parts & refill cartridges		3951-3	12/85	101.0	101.0	101.0	1.3	0
Refill ink cartridges for ball point pens		3951-7	12/85	101.0	101.4	101.4	.6	0
Secondary products and miscellaneous receipts		3951-717	12/85	100.9	100.9	100.9	0	0
Miscellaneous receipts		3951-SM						
Secondary products		3951-M	12/85	111.6	111.6	111.6	12.3	0
Secondary products		3951-S	12/85	105.5	105.5	105.5	1.9	0

See footnotes at end of table.

Table 5. Producer price indexes for the net output of selected industries and their products—Continued

Industry and product ¹	Industry code	Product code	Index base	Index			Unadjusted percent change to Sep. 1987 from —	
				May 1987 ²	Aug. 1987 ²	Sep. 1987 ²	Sep. 1986	Aug. 1987
Lead pencils and art goods	3952		12/85	103.1	102.8	103.1	1.9	0.3
Primary products		3952-P	12/85	102.7	102.3	102.7	1.4	.4
Wood-cased pencils, crayons, and chalk		3952-1	12/85	98.5	97.3	98.5	.7	1.2
Pencils		3952-111	12/85	97.9	96.5	97.9	.5	1.5
Black graphite pencils		3952-11111	12/85	96.4	94.8	96.4	0	1.7
Crayons and chalk, except artists'		3952-113	12/85	104.2	(?)	(?)	(?)	(?)
Artists' equipment and supplies		3952-2	12/85	104.6	104.6	104.6	1.6	0
Artists' equipment, including airbrushes, drawing tables and other equipment		3952-211	12/85	104.0	104.0	104.0	.6	0
Other art materials, including modeling clay, chalk and water colors		3952-213	12/85	105.5	105.5	105.5	2.9	0
Secondary products and miscellaneous receipts		3952-SM						
Secondary products		3952-S	12/85	104.4	104.4	104.4	3.8	0
Marking devices	3953		12/85	104.7	104.9	104.8	3.7	-1
Primary products		3953-P	12/85	106.0	106.2	106.2	5.0	0
Rubber and vinyl stamps		3953-1	12/85	109.9	110.6	110.5	8.8	-1
Hand stamps		3953-113	12/85	106.3	106.8	106.7	4.5	-1
Mechanical hand stamps		3953-2	12/85	107.6	107.7	107.7	6.2	0
Self-inkers, including daters		3953-223	12/85	104.9	105.1	105.1	2.3	0
Time and numbering stamps		3953-225	12/85	104.7	104.7	104.7	4.7	0
Embossing seals		3953-3	12/85	102.8	102.8	102.8	2.8	0
Notary		3953-313	12/85	103.2	103.2	103.2	3.2	0
Metal hand stamps		3953-4	12/85	104.6	104.6	104.6	2.4	0
Letter and figure stamps		3953-433	12/85	100.9	(?)	100.9	0	(?)
Steel embossing and incising heads and dies		3953-435	12/85	104.1	104.1	104.1	2.1	0
Other marking devices		3953-5	12/85	102.8	102.8	102.8	2.8	0
Other marking devices, n.e.c.		3953-598	12/85	102.8	102.8	102.8	2.8	0
Secondary products and miscellaneous receipts		3953-SM						
Secondary products		3953-S	12/85	102.4	102.4	102.4	.6	0
Carbon paper and inked ribbons	3955		12/85	99.0	98.8	99.8	2.3	1.0
Primary products		3955-P	12/85	99.4	99.2	100.2	1.0	1.0
Inked ribbons		3955-1	12/85	95.6	95.2	95.8	.1	.6
Typewriter fabric ribbons		3955-112	12/85	98.2	(?)	(?)	(?)	(?)
Typewriter film ribbons		3955-114	12/85	85.7	85.7	85.7	-2	0
Computer ribbons		3955-117	12/85	95.5	94.2	94.4	-1.8	.2
Other inked ribbons		3955-119	12/85	99.8	99.8	103.4	3.6	3.6
Carbon and stencil paper		3955-2	12/85	103.3	103.3	104.6	1.8	1.3
Coated carbon paper, one time		3955-231	12/85	103.6	103.6	105.2	1.5	1.5
Costume jewelry, costume novelties, buttons, and miscellaneous notions	396		12/85	101.0	101.2	100.6	.6	-6
Costume jewelry and costume novelties, except precious metal	3961		06/85	104.2	104.4	103.3	-.5	-1.1
Primary products		3961-P	06/85	101.9	101.6	100.3	-1.3	-1.3
Costume jewelry and costume novelties made of base metal, whether electroplated or not		3961-1	06/85	102.2	101.9	100.4	-1.4	-1.5
Men's jewelry, excluding watch attachments and rings		3961-112	06/85	113.4	111.1	111.1	-2.0	.0
Women's and children's jewelry and novelties, excluding watch attachments and rings		3961-113	06/85	100.7	100.7	98.8	-1.5	-1.9
Secondary products and miscellaneous receipts		3961-SM						
Secondary products		3961-S	06/85	115.7	118.0	118.0	2.5	0
Artificial flowers	3962		12/85	99.5	99.3	99.3	0	0
Primary products		3962-P	12/85	99.2	99.0	99.0	0	0
Artificial flowers, feathers and plumes		3962-2	12/85	98.1	97.6	97.7	-.7	.1
Artificial and preserved flowers and plants		3962-221	12/85	101.2	100.6	100.6	-.4	0
Plastic type		3962-22115	12/85	101.5	101.5	101.5	1.5	0
Other materials		3962-22117	12/85	101.0	99.9	100.0	-1.7	.1
Feathers		3962-222	12/85	87.4	(?)	(?)	(?)	(?)
Secondary products and miscellaneous receipts		3962-SM						
Secondary products		3962-S	12/85	101.3	101.3	101.3	.2	0
Buttons	3963		12/85	103.1	104.0	104.0	1.9	0
Primary products		3963-P	12/85	100.6	101.5	102.4	1.5	.9
Buttons and parts, except for precious or semiprecious metals and stones		3963-1	12/85	100.6	101.5	102.4	1.5	.9
Plastic		3963-131	12/85	100.1	101.6	101.9	.6	.3
Polyester		3963-13141	12/85	100.1	102.1	102.4	3.0	.3
Other plastics, including casein		3963-13151	12/85	100.2	(?)	(?)	(?)	(?)
Other buttons, fabric covered, wood, bone and hoof, vegetable, ivory, leather, pearl or shell		3963-198	12/85	103.9	103.9	112.2	10.4	8.0
Secondary products and miscellaneous receipts		3963-SM						
Needles, pins, and fasteners	3964		12/85	103.1	103.5	103.3	2.6	-2
Primary products		3964-P	12/85	103.1	103.6	103.3	2.5	-3
Zippers and slide fasteners		3964-1	12/85	104.8	104.7	104.7	3.3	0
Plastic zippers and slide fasteners		3964-111	12/85	100.3	100.5	100.4	.3	-1
Other plastics		3964-11118	12/85	103.4	106.8	105.1	3.9	-1.6
Metal zippers and slide fasteners		3964-121	12/85	108.4	107.9	108.1	5.7	.2

See footnotes at end of table.

Table 5. Producer price indexes for the net output of selected industries and their products—Continued

Industry and product ¹	Industry code	Product code	Index base	Index			Unadjusted percent change to Sep. 1987 from —	
				May 1987 ²	Aug. 1987 ²	Sep. 1987 ²	Sep. 1986	Aug. 1987
Needles, pins, and fasteners—Continued								
Brass		3964-12118	12/85	98.4	97.6	97.8	-0.2	0.2
Needles, pins, fasteners, and similar notions		3964-2	12/85	101.0	102.3	101.6	1.4	-7
Snap fasteners		3964-211	12/85	100.0	100.0	100.0	0	0
Other snap fasteners: 4-part, riveted, etc.		3964-21118	12/85	100.0	100.0	100.0	0	0
Buckles		3964-221	12/85	103.0	109.2	105.4	5.8	-3.5
Metal buckles for wearing apparel, incl. fabric covered		3964-22117	12/85	103.4	109.6	105.8	6.2	-3.5
Other fasteners and apparel trimming, incl. tape fasteners		3964-231	12/85	101.8	102.3	102.2	1.5	-1
Secondary products and miscellaneous receipts		3964-SM						
Secondary products		3964-S	12/85	104.7	104.7	104.7	4.7	0
Miscellaneous manufacturing industries	399		12/85	102.9	103.2	103.3	1.7	.1
Brooms and brushes	3991		12/85	102.0	102.2	102.4	1.5	.2
Primary products		3991-P	12/85	102.1	102.4	102.5	1.5	.1
Brooms		3991-1	12/85	101.1	102.3	102.3	1.1	0
Household floor brooms		3991-111	12/85	98.7	98.7	98.7	-1.0	0
Other brooms (industrial, whisk, toy, hearth, street, stable, etc.)		3991-112	12/85	102.9	104.9	104.9	2.6	0
Paint and varnish brushes and rollers		3991-2	12/85	100.3	100.0	100.2	.2	.2
Whitewash, kalsomine, paperhanging, marking, and stenciling brushes		3991-211	12/85	100.3	100.1	100.5	.5	.4
Pure bristle		3991-21115	12/85	100.2	99.8	100.2	.2	.4
Synthetic bristle and other materials, including mixtures		3991-21116	12/85	100.3	100.3	100.7	.7	.4
Paint rollers, roller frames, replacement rollers, and paint pads		3991-212						
Replacement rollers		3991-21217	12/85	100.6	100.0	100.0	0	0
Other brushes		3991-3	12/85	103.6	104.0	104.0	2.4	0
Personal brushes		3991-311	12/85	109.7	109.7	109.7	5.5	0
Other, including shaving brushes		3991-31117	12/85	100.2	(³)	100.2	.4	(³)
Maintenance brushes (floorsweeps and brushes, scrub brushes, dusting brushes, etc.)		3991-312	12/85	98.8	98.7	98.8	-.8	.1
Household, including any twisted-in-brushes		3991-31215	12/85	95.9	(³)	95.9	-2.9	(³)
Industrial, including any twisted-in-wire brushes		3991-31216	12/85	101.5	101.3	101.5	1.1	.2
Industrial brushes, except maintenance, including power-driven rotary brushes		3991-313	12/85	103.3	104.0	104.0	3.4	0
Other brushes, including artists' brushes and hair pencils, excl. artists' airbrushes		3991-314	12/85	105.1	107.8	107.8	3.3	0
Secondary products and miscellaneous receipts		3991-SM						
Secondary products		3991-S	12/85	101.8	101.3	103.2	3.2	1.9
Other secondary products		3991-SSS	12/85	101.7	(³)	(³)	(³)	(³)
Signs and advertising displays	3993		12/85	103.0	103.1	103.3	1.4	.2
Primary products		3993-P	12/85	102.9	103.1	103.2	1.5	.1
Electric signs		3993-1	12/85	102.6	102.9	102.9	.8	0
Luminous tubing signs		3993-101	12/85	103.6	103.6	103.6	0	0
Fluorescent signs		3993-102	12/85	104.0	104.6	104.6	1.5	0
Other electric signs		3993-104	12/85	100.0	(³)	(³)	(³)	(³)
Non-electric signs		3993-2	12/85	102.8	103.0	103.3	1.6	.3
Metal signs		3993-201	12/85	102.1	102.1	102.6	1.6	.5
Wood signs		3993-202	12/85	101.7	105.1	105.1	2.1	0
Plastic signs, non-illuminated		3993-203	12/85	102.4	102.4	102.4	.4	0
Other non-electric signs		3993-204	12/85	108.4	108.4	110.0	7.7	1.5
Advertising specialties		3993-3	12/85	103.3	103.3	103.3	2.1	0
Advertising specialties		3993-301	12/85	103.3	103.3	103.3	2.1	0
Secondary products and miscellaneous receipts		3993-SM						
Miscellaneous receipts		3993-M	12/85	101.1	101.1	101.1	.3	0
Secondary products		3993-S	12/85	113.6	114.3	114.2	2.2	-1
Burial caskets	3995		12/84	107.9	108.9	109.1	3.4	.2
Primary products		3995-P	12/84	107.9	108.9	109.1	3.4	.2
Metal caskets and coffins, completely lined and trimmed, adult sizes only		3995-1	12/84	107.7	108.2	108.2	2.9	0
Steel, excluding stainless		3995-113	12/84	107.7	108.1	108.1	2.9	0
Other metal caskets and coffins		3995-115	12/84	107.4	108.6	108.6	2.4	0
Wood caskets and coffins, completely lined and trimmed, adult sizes only		3995-2	12/84	110.1	110.3	111.1	3.1	.7
Cloth covered, softwood		3995-211	12/84	112.2	113.1	113.0	3.2	-1
Hardwood		3995-252	12/84	109.4	109.4	110.5	3.0	1.0
Other caskets and coffins and metal vaults		3995-3	12/84	106.1	109.9	110.2	6.4	.3
Burial vaults, except concrete, burial boxes, and casket shipping containers		3995-393	12/84	107.6	106.3	107.6	7.6	1.2
Hard surface floor coverings	3996		12/85	103.9	103.4	104.6	2.5	1.2
Primary products		3996-P	12/85	104.0	103.5	104.7	2.4	1.2
Sheet vinyl flooring		3996-111	12/85	104.6	106.2	106.1	2.9	-1
Floor tile		3996-122	12/85	104.2	(³)	104.3	2.5	(³)
Manufacturing industries, n.e.c.	3999		12/85	102.4	103.0	102.8	1.5	-2
Primary products		3999-P	12/85	103.1	103.5	103.4	1.7	-1
Chemical fire extinguishing equipment		3999-1	12/85	96.2	96.2	96.2	-2.4	0
Hand portable extinguishers		3999-113	12/85	97.5	97.5	97.5	-.7	0
Dry chemical		3999-11312	12/85	99.2	99.2	99.2	-.6	0

See footnotes at end of table.

Table 5. Producer price indexes for the net output of selected industries and their products—Continued

Industry and product ¹	Industry code	Product code	Index base	Index			Unadjusted percent change to Sep. 1987 from —	
				May 1987 ²	Aug. 1987 ²	Sep. 1987 ²	Sep. 1986	Aug. 1987
Manufacturing industries, n.e.c.—Continued								
Coin operated amusement machines		3999-2	12/85	111.9	112.3	114.0	12.8	1.5
Other amusement machines, incl. skill games and other arcade pieces		3999-298	12/85	114.5	114.5	(³)	(³)	(³)
Matches		3999-3						
Paper stem		3999-361	12/85	103.7	(³)	105.6	3.3	(³)
Candles		3999-4	12/85	103.7	105.1	102.5	-1	-2.5
Miscellaneous fabricated products		3999-9	12/85	103.3	103.5	103.5	1.4	0
Other miscellaneous fabricated products		3999-998	12/85	104.0	104.3	104.3	2.2	0
Secondary products and miscellaneous receipts		3999-SM						
Miscellaneous receipts		3999-M	12/85	93.4	96.9	95.4	-3.2	-1.5
Secondary products		3999-S	12/85	101.4	101.6	101.6	2.9	0
Services industries								
Railroads, line haul operations								
Farm products	4011		12/84	100.2	100.2	100.2	-4	0
Grain		4011-A1	12/84	99.2	99.3	99.7	0	.4
Grain		4011-A11	12/84	98.5	98.6	99.1	-1	.5
Metallic ores		4011-A2	12/84	99.1	99.1	99.1	-8	0
Iron ores		4011-A21	12/84	97.3	97.6	97.6	-1.2	0
Coal		4011-A3	12/84	100.0	100.3	100.3	-2	0
Bituminous coal		4011-A31	12/84	100.0	100.3	100.3	-2	0
Non-metallic minerals		4011-A4	12/84	101.3	101.3	101.3	-5	0
Food products		4011-A5	12/84	98.8	98.7	98.7	-9	0
Wood or lumber products		4011-A6	12/84	100.8	100.8	100.8	-2	0
Lumber or dimension stocks		4011-A61	12/84	101.3	101.3	101.3	-8	0
Pulp, paper, or allied products		4011-A7	12/84	100.8	100.8	100.8	-2	0
Chemical or allied products		4011-A8	12/84	101.0	101.0	101.0	0	0
Potassium or sodium inorganic compounds		4011-A81	12/84	100.8	101.1	101.2	.1	.1
Petroleum or coal products		4011-A9	12/84	99.9	99.9	99.9	-4	0
Clay, concrete, glass, or stone products		4011-B1	12/84	102.4	102.4	102.1	-6	-3
Primary metal products		4011-B2	12/84	99.8	99.8	99.8	-3	0
Primary iron or steel products		4011-B21	12/84	100.2	100.2	100.2	0	0
Transportation equipment		4011-B3	12/84	100.3	98.7	98.5	-2.2	-2
Motor vehicles		4011-B31	12/84	100.2	100.2	100.0	-4	-2
Motor vehicle parts or accessories		4011-B32	12/84	100.3	100.9	100.6	-4	-3
Waste or scrap materials		4011-B4	12/84	100.6	100.8	100.8	-3	0
Shipper assn or similar traffic		4011-B5	12/84	100.2	100.2	100.2	-2	0
Miscellaneous mixed shipments		4011-B6	12/84	100.4	100.7	101.1	-2	.4
Pipe lines, except natural gas	46		12/86	97.5	97.5	97.5	(³)	0
Crude petroleum pipe lines	4612		06/86	96.4	96.4	96.4	-3.6	0
Trans Alaskan pipe lines		4612-111	06/86	93.4	93.4	93.4	-6.6	0
Non-Trans Alaskan pipe lines		4612-121	06/86	100.0	100.0	100.0	0	0
Refined petroleum pipe lines	4613		06/86	101.0	101.0	101.1	.6	.1
Scrap and waste materials	5093		12/86	107.1	117.2	122.8	(³)	4.8
Primary products		5093-P	12/86	107.4	117.8	123.5	(³)	4.8
Metal scrap		5093-A	12/86	106.8	120.5	127.8	(³)	6.1
Ferrous scrap		5093-1	12/86	101.7	113.2	123.9	(³)	9.5
Carbon steel scrap		5093-11	12/86	100.7	112.7	124.4	(³)	10.4
Heavy melting scrap		5093-111	12/86	100.8	115.8	127.0	(³)	9.7
Heavy melting scrap - domestic shipments		5093-111D	12/86	102.0	115.6	127.6	(³)	10.4
Northeast		5093-11112	12/86	98.8	107.4	118.8	(³)	10.6
Chicago		5093-11113	12/86	102.3	117.6	130.0	(³)	10.5
Ohio and Lake Erie		5093-11114	12/86	(³)	(³)	(³)	(³)	(³)
South		5093-11115	12/86	106.7	119.4	131.8	(³)	10.4
West		5093-11116	12/86	99.0	113.9	135.9	(³)	19.3
Bundles		5093-112	12/86	99.6	113.3	120.8	(³)	6.6
Bundles - domestic shipments		5093-112D	12/86	104.5	121.1	131.2	(³)	8.3
Northeast		5093-11212	12/86	94.7	111.5	126.1	(³)	13.1
Chicago		5093-11213	12/86	106.4	123.3	137.0	(³)	11.1
Ohio and Lake Erie		5093-11214	12/86	104.9	121.3	124.4	(³)	2.6
Shredded scrap		5093-113	12/86	98.7	105.6	117.4	(³)	11.2
Shredded scrap - domestic shipments		5093-113D	12/86	101.5	109.5	116.9	(³)	6.8
South		5093-11315	12/86	97.9	105.8	116.1	(³)	9.7
Cut plate and structural scrap		5093-114	12/86	102.5	113.4	125.9	(³)	11.0
Cut plate and structural scrap - domestic shipments		5093-114D	12/86	102.5	113.4	125.9	(³)	11.0
Northeast		5093-11412	12/86	102.4	108.5	115.1	(³)	6.1
South		5093-11415	12/86	100.7	103.9	116.1	(³)	11.7
Other carbon steel scrap		5093-115	12/86	102.0	110.6	129.6	(³)	17.2
Other carbon steel scrap - domestic shipments		5093-115D	12/86	100.1	106.6	122.1	(³)	14.5
Stainless and alloy steel scrap		5093-12	12/86	110.2	124.6	128.2	(³)	2.9
Stainless and alloy steel scrap - domestic shipments		5093-121D	12/86	102.7	118.7	120.9	(³)	1.9
Cast iron scrap		5093-13	12/86	103.8	110.4	119.1	(³)	7.9
Cast iron scrap - domestic shipments		5093-131D	12/86	104.6	112.4	121.3	(³)	7.9
Northeast		5093-13112	12/86	99.0	101.3	106.1	(³)	4.7
Chicago		5093-13113	12/86	103.9	(³)	(³)	(³)	(³)

See footnotes at end of table.

Table 5. Producer price indexes for the net output of selected industries and their products—Continued

Industry and product ¹	Industry code	Product code	Index base	Index			Unadjusted percent change to Sep. 1987 from —	
				May 1987 ²	Aug. 1987 ²	Sep. 1987 ²	Sep. 1986	Aug. 1987
Scrap and waste materials—Continued								
Ohio and Lake Erie		5093-13114	12/86	104.1	106.8	109.5	(P)	2.5
South		5093-13115	12/86	107.3	112.2	(P)	(P)	(P)
West		5093-13116	12/86	108.2	136.1	145.6	(P)	7.0
Nonferrous scrap		5093-2	12/86	113.6	130.5	133.0	(P)	1.9
Aluminum scrap		5093-21	12/86	122.9	141.9	144.3	(P)	1.7
Aluminum scrap - domestic shipments		5093-21D	12/86	121.4	139.2	141.5	(P)	1.7
Aluminum scrap - new		5093-211	12/86	119.2	135.5	137.0	(P)	1.1
Solids and clippings		5093-21111	12/86	119.5	134.3	134.4	(P)	.1
Aluminum scrap - old		5093-212	12/86	124.1	143.9	147.3	(P)	2.4
Used cans		5093-21211	12/86	127.9	148.5	150.5	(P)	1.3
Other old scrap		5093-21212	12/86	116.6	134.7	140.9	(P)	4.6
Aluminum scrap - exports		5093-21E	12/86	132.8	159.8	162.1	(P)	1.4
Copper and brass scrap		5093-22	12/86	108.2	121.3	125.4	(P)	3.4
Copper and brass scrap - domestic shipments		5093-22D	12/86	108.4	121.1	125.6	(P)	3.7
No. 1 heavy wire		5093-221	12/86	105.9	120.9	125.0	(P)	3.4
No. 2 wire, mixed		5093-222	12/86	111.0	132.2	140.3	(P)	6.1
Yellow brass		5093-223	12/86	111.5	116.2	118.7	(P)	2.2
Other copper and brass scrap		5093-224	12/86	106.3	115.3	118.0	(P)	2.3
Copper and brass scrap - export shipments		5093-22E	12/86	106.7	122.7	123.4	(P)	.6
Lead scrap		5093-23	12/86	126.6	173.9	161.5	(P)	-7.1
Lead scrap - domestic shipments		5093-231D	12/86	126.6	173.9	161.5	(P)	-7.1
Waste paper		5093-B	12/86	113.5	118.0	121.7	(P)	3.1
Corrugated		5093-51	12/86	122.3	130.3	130.6	(P)	.2
Northeast		5093-511	12/86	115.0	122.0	125.1	(P)	2.5
North Central		5093-512	12/86	128.8	139.4	139.4	(P)	0
South		5093-513	12/86	119.5	128.4	128.5	(P)	.1
West		5093-514	12/86	123.6	126.3	122.4	(P)	-3.1
News		5093-52	12/86	112.1	106.5	109.0	(P)	2.3
Northeast		5093-521	12/86	103.8	102.7	101.2	(P)	-1.5
North central		5093-522	12/86	119.2	101.0	110.8	(P)	9.7
South		5093-523	12/86	111.9	115.2	115.1	(P)	-1
West		5093-524	12/86	122.3	119.4	121.7	(P)	1.9
Mixed papers		5093-53	12/86	111.1	116.7	114.6	(P)	-1.8
Northeast		5093-531	12/86	93.8	101.7	105.9	(P)	4.1
North central		5093-532	12/86	123.9	130.0	124.0	(P)	-4.6
South		5093-533	12/86	111.3	109.0	103.9	(P)	-4.7
West		5093-534	12/86	115.0	129.0	128.9	(P)	-1
High grades: pulp substitutes and deinking		5093-54	12/86	105.2	108.9	117.3	(P)	7.7
Northeast		5093-541	12/86	105.5	105.9	108.4	(P)	2.4
North central		5093-542	12/86	100.4	105.9	120.5	(P)	13.8
South		5093-543	12/86	110.7	116.8	123.9	(P)	6.1
West		5093-544	12/86	128.2	133.5	135.4	(P)	1.4
Waste paper exports		5093-55	12/86	121.5	130.2	129.2	(P)	-8
Waste paper exports		5093-551	12/86	121.5	130.2	129.2	(P)	-8
Waste materials other than metal and paper		5093-C	12/86	100.7	100.7	100.7	(P)	0
Waste rags and textile waste		5093-6	12/86	95.8	95.8	95.8	(P)	0
Waste rags and textile waste		5093-611	12/86	95.8	95.8	95.8	(P)	0
Wiping cloths		5093-7	12/86	99.0	99.0	99.0	(P)	0
Wiping cloths		5093-711	12/86	99.0	99.0	99.0	(P)	0
Other waste materials and scrap, including rubber scrap and oil waste		5093-8	12/86	109.9	109.9	109.9	(P)	0
Other waste materials and scrap, including rubber scrap and oil waste		5093-811	12/86	109.9	109.9	109.9	(P)	0

¹ Industry and product class indexes may include products not shown separately.
² Data for May 1987 have been revised to reflect the availability of late reports and corrections by respondents. All data are subject to revision 4 months after original publication. Data are not seasonally adjusted.

³ Not available.
⁴ Seasonal product—no price available this month.
n.e.c. = Not elsewhere classified.

Table 6. Producer price indexes and percent changes for commodity groupings and individual items

(1967 = 100 unless otherwise indicated)

Commodity	Commodity code	Other index base	Index			Unadjusted percent change to Sep. 1987 From:	
			May 1987 ¹	Aug. 1987 ¹	Sep. 1987 ¹	Sep. 1986	Aug. 1987
All commodities			307.1	310.5	310.4	4.3	0
Industrial commodities			318.3	323.8	323.3	4.7	-.2
Farm products, processed foods and feeds			263.7	258.6	260.0	2.4	.5
Farm products	01		242.0	231.1	232.1	3.6	.4
Fresh and dried fruits and vegetables	011		265.1	249.5	257.3	-4.0	3.1
Fresh fruits	0111		256.7	247.8	248.9	-9.1	.4
Citrus fruits	01		232.2	249.7	250.7	15.1	.4
Grapefruits	0101		349.3	(?)	(?)	(?)	(?)
Lemons	0104		170.4	229.2	240.6	104.9	5.0
Valencia oranges	0105		264.4	(?)	(?)	(?)	(?)
Navel oranges	0106		152.5	(?)	(?)	(?)	(?)
Other fruits	02		265.7	244.5	245.5	-17.5	.4
Delicious apples	0215		314.3	(?)	(?)	(?)	(?)
McIntosh apples	0216		269.5	(?)	178.9	-43.2	(?)
Grapes	0218		397.2	355.2	355.2	-4.2	0
Peaches	0219		182.9	130.4	162.0	-11.4	24.2
Pears	0221		286.7	171.8	265.8	40.1	54.7
Strawberries	0222		201.6	222.6	193.4	-49.4	-13.1
Cantaloupes	0223		205.8	142.0	189.4	5.2	33.4
Fresh and dried vegetables	0113		252.2	232.4	245.0	.6	5.4
Dried vegetables, bulk	01						
Beans, dried	0101		263.5	(?)	298.8	13.4	(?)
Fresh vegetables, except potatoes	02		193.8	158.2	201.6	-4	27.4
Cabbage	0211		472.2	242.8	251.4	-15.4	3.5
Carrots	0212		241.5	196.2	196.2	-14.5	0
Celery	0213		280.5	185.8	312.0	11.9	67.9
Sweet corn	0214		235.3	131.5	221.4	-23.8	68.4
Lettuce	0215		189.1	366.7	309.4	17.4	-15.6
Onions	0216		516.1	247.4	234.5	.4	-5.2
Tomatoes	0217		81.5	59.9	119.9	51.6	100.2
Snap beans	0218		470.0	239.7	285.1	13.7	18.9
Sweet potatoes	03		372.5	499.6	221.7	-2	-55.6
Sweet potatoes, New York	0331		387.3	502.6	208.0	-4.8	-58.6
Sweet potatoes, Chicago	0332		337.8	492.2	253.3	13.3	-48.5
White potatoes	04		413.1	367.2	332.2	.4	-9.5
Western, Chicago	0441		519.4	405.1	477.8	-7.4	17.9
Midwestern, Chicago	0442		432.5	299.4	274.4	-18.8	-8.4
Eastern, New York	0443		429.2	390.9	291.3	10.2	-25.5
Western, New York	0444		500.5	422.7	306.3	-23.2	-27.5
Western, Los Angeles	0445		408.3	(?)	(?)	(?)	(?)
Grains	012		166.6	133.6	146.5	10.5	9.7
Wheat	0121		185.5	154.4	169.6	10.3	9.8
Hard red winter, no. 1, ord. protein, Kansas City	0101		193.6	155.4	170.2	12.7	9.5
Hard red spring, no. 1, ord. Minneapolis	0102		155.7	142.6	154.8	4.7	8.6
Soft white, no. 1, Portland, Oregon	0103		191.0	159.6	175.1	9.1	9.7
Soft red winter, no. 2, St. Louis	0104		198.5	158.9	174.0	7.6	9.5
Hard amber durum, no. 1, Minneapolis	0105	12/84	90.8	86.1	100.6	35.9	16.8
Other grains	0122		154.3	121.3	132.9	11.4	9.6
Barley	01						
Barley, No. 2, feed, Minn.	0101		163.1	129.1	146.9	44.2	13.8
Corn	02						
Corn, No. 2, Chicago	0205		146.8	114.9	125.5	7.4	9.2
Oats	03						
Oats, No. 2, Minneapolis	0311		272.3	244.3	269.4	50.0	10.3
Rye	04						
Rye, No. 2, Minneapolis	0415		180.4	143.9	150.4	9.4	4.5
Livestock	013		282.5	273.1	266.6	5.3	-2.4
Cattle	0131		276.1	260.6	263.1	13.8	1.0
Steers	01		285.6	261.5	262.1	9.1	.2
Prime	0101		328.2	310.7	305.8	8.7	-1.8
Choice	0111		287.8	262.9	263.3	8.8	.2
Good	0122		272.1	253.0	259.8	11.6	2.7
Cows	02		260.2	274.1	282.2	24.5	3.0
Commercial	0231		257.6	271.3	279.3	24.0	2.9
Cutter and canner	0241		259.9	276.0	284.4	27.4	3.0
Calves	03		195.1	171.8	179.4	18.9	4.4
Choice, Lancaster stockyards	0351		111.0	101.2	110.4	19.4	9.1
Choice, South St. Paul	0353		287.8	246.9	248.9	18.5	.8
Hogs	0132		263.2	277.0	244.2	-16.5	-11.8
Barrows and gilts	01		266.0	279.3	244.4	-16.9	-12.5

See footnotes at end of table.

Table 6. Producer price indexes and percent changes for commodity groupings and individual items—Continued

(1967=100 unless otherwise indicated)

Commodity	Commodity code	Other index base	Index			Unadjusted percent change to Sep. 1987 From:	
			May 1987 ¹	Aug. 1987 ¹	Sep. 1987 ¹	Sep. 1986	Aug. 1987
Hogs—Continued	0132						
210-240 lb.	0161		262.2	265.6	251.5	-13.7	-11.9
Barrows and gilts, 270-300 lb.	0171		264.8	263.3	224.7	-27.2	-14.7
Sows	02						
Sows, 350-400 lb.	0281		244.3	263.4	250.8	-14.3	-4.8
Lambs	0133						
Choice	0191		420.2	(²)	324.1	5.8	(²)
Live poultry	014		216.4	213.4	192.5	-31.1	-9.8
Chickens	0141						
Broilers and fryers	02		218.9	219.4	192.4	-28.0	-12.3
Turkeys	0142		180.6	166.9	167.5	-40.6	.4
Plant and animal fibers	015		220.6	250.5	240.5	122.9	-4.0
Raw cotton	0151						
Raw Cotton	0101		223.0	254.5	244.4	129.7	-4.0
Domestic apparel wool	0152						
64's, staple 2 3/4 in. and up	0101		188.2	189.5	182.0	29.0	-4.0
62's, staple 3 in. and up	0106		221.9	246.5	238.3	52.7	-3.3
60's, staple 3 in. and up	0107		194.6	209.1	198.7	41.1	-5.0
58's, staple 3 1/4 in. and up	0108		174.0	178.1	165.7	29.0	-7.0
54's staple 3 1/2 in. and up	0111		182.3	170.6	163.6	20.6	-4.1
54's staple 3 1/2 in. and up	0111		155.0	140.5	140.5	9.4	0
Fluid milk	016		252.5	257.3	261.8	1.2	1.7
Milk eligible for fluid use	0161		242.3	246.9	251.5	1.2	1.9
Milk, fluid use	0102	06/73	186.6	190.3	193.7	1.1	1.8
Milk, manufacturing grade	0162		279.5	284.2	287.8	1.6	1.3
Milk, manufacturing grade	0101	06/73	201.3	204.6	207.2	1.6	1.3
Eggs	017		150.9	142.4	179.9	-7	26.3
Eggs	0171						
Eggs, jumbo	02	12/84	97.0	105.4	113.7	39.5	7.9
Eggs, jumbo, grade A	0201	12/84	97.0	105.4	113.7	39.5	7.9
Eggs, extra large	03	12/84	81.5	80.4	101.2	2.3	25.9
Eggs, extra large, grade A	0301	12/84	82.1	81.2	102.2	2.6	25.9
Eggs, extra large, grade AA	0302	12/84	80.0	78.4	98.7	1.8	25.9
Eggs, large	04	12/71	133.3	126.8	159.2	-1.7	25.6
Eggs, large, grade A	0401	12/84	81.6	78.6	98.8	-3	25.7
Eggs, large, grade AA	0402	12/84	80.6	74.3	93.3	-4.6	25.6
Eggs, medium	05	12/84	73.7	62.1	86.0	-9.8	38.5
Eggs, medium, grade A	0501	12/84	73.7	62.0	85.9	-9.9	38.5
Eggs, medium, grade AA	0502	12/84	73.8	62.2	86.1	-9.7	38.4
Eggs, small	06	12/84	58.9	26.8	48.2	-30.7	79.9
Eggs, small, grade A	0601	12/84	58.9	26.8	48.2	-30.7	79.9
Hay, hayseeds and oilseeds	018		222.0	216.8	212.1	11.7	-2.2
Hay	0181		205.5	229.7	229.7	11.8	0
Alfalfa	0101		202.5	226.3	226.3	11.8	0
Hayseeds	0182		297.4	301.8	305.0	53.0	1.1
Alfalfa hayseeds	0101		242.3	253.1	263.3	52.5	4.0
Clover hayseeds	0111		386.4	388.2	388.2	28.0	0
Oilseeds	0183		223.5	213.0	207.4	10.8	-2.6
Flaxseed	0101		168.5	(²)	(²)	(²)	(²)
Peanuts	0111		389.2	387.9	301.0	-6.2	-22.4
Cottonseed	0121		183.1	164.4	141.7	44.6	-13.8
Soybeans	0131		202.4	192.1	192.0	6.3	-1
Other farm products	019		256.6	252.5	264.9	1.8	4.9
Leaf tobacco	0192						
Leaf tobacco	0101		229.1	223.8	239.6	0	7.1
Tree nuts	0193						
Processed foods and feeds	02		274.3	272.1	273.7	1.7	.6
Cereal and bakery products	021		284.3	284.7	287.0	2.3	.8
Bakery products	0211		323.2	327.6	328.5	1.7	.3
White pan bread	01		301.0	299.5	302.7	.9	1.1

See footnotes at end of table.

Table 6. Producer price indexes and percent changes for commodity groupings and individual items—Continued

(1967 = 100 unless otherwise indicated)

Commodity	Commodity code	Other index base	Index			Unadjusted percent change to Sep. 1987 From:	
			May 1987 ¹	Aug. 1987 ¹	Sep. 1987 ¹	Sep. 1986	Aug. 1987
Bakery products—Continued	0211						
White pan bread, northeast	0106	12/68	290.4	269.9	280.3	-3.2	3.9
White pan bread, north central	0107	12/68	297.8	311.2	312.5	6.5	.4
White pan bread, south	0108	12/68	267.5	267.4	266.4	-6	-4
White pan bread, west	0109	12/68	320.2	319.5	324.0	1.0	1.4
Other bread	04	12/80	126.7	127.2	127.0	1.1	-2
White hearth bread	0401	12/80	122.0	122.4	122.5	1.3	.1
Dark wheat bread	0402	12/80	127.1	127.7	127.2	.6	-4
Rye bread	0403	12/80	132.8	133.8	133.8	6.4	0
Other variety bread	0404	12/80	129.3	129.0	129.3	-1.2	.2
Bread type rolls	05	12/80	123.1	122.8	122.9	-2	.1
Hamburger and weiner rolls	0501	12/80	124.0	123.7	123.9	.2	.2
Brown and serve rolls	0502	12/80	124.3	124.3	124.6	.2	.2
English muffins	0503	12/80	121.7	119.6	119.6	-8	0
Other bread type rolls	0504	12/80	121.0	121.8	121.9	1.2	.1
Bread stuffing, croutons, and bread crumbs	06						
Sweet yeast goods	07	12/80	120.4	120.8	121.1	1.6	.2
Other sweet yeast goods	0702	12/80	117.5	117.7	118.1	1.7	.3
Soft cakes	08	12/80	131.9	134.3	135.3	-6	.7
Snack cakes	0801	12/80	132.9	135.9	137.7	-2.8	1.3
Other soft cakes	0802	12/80	129.9	131.1	130.3	4.7	-6
Pies	09	12/80	128.5	143.0	141.3	5.4	-1.2
Snack pies	0901	12/80	128.0	148.9	146.9	5.5	-1.3
Other pies	0902	12/80	127.5	130.8	129.6	2.0	-9
Pastries	1101	12/80	132.5	132.5	(²)	(²)	(²)
Cake type doughnuts	12						
Cake type doughnuts	1201	12/80	124.3	125.7	126.0	1.7	.2
Cookies, crackers, and related products	21		380.5	389.6	389.8	3.2	.1
Cookies, ice cream cones, and toaster pastries	2103	06/83	115.4	118.7	118.8	3.6	.1
Crackers, cracker sandwiches and pretzels	2104	06/83	126.1	128.3	128.3	2.6	0
Flour and flour base mixes and doughs	0212		201.1	193.1	196.1	2.9	1.6
Flour	03		177.1	166.9	171.1	5.4	2.5
Wheat flour	0301	06/83	93.5	88.0	90.2	5.6	2.5
Flour base mixes and doughs	04						
Flour base mixes and doughs	0401	06/83	111.2	109.6	109.8	-3	.2
Milled rice	0213		138.4	139.6	147.5	2.8	5.7
Head rice	01		142.3	143.2	150.9	1.5	5.4
Medium grain milled rice	0101		149.8	151.1	158.3	-3.7	4.8
Long grain milled rice	0102		134.1	134.8	142.4	3.5	5.6
Other milled rice and byproducts	02						
Other milled rice and byproducts	0201	06/84	52.8	54.5	58.5	13.8	7.3
Other cereals	0214		323.0	323.2	325.5	3.6	.7
Pasta products	02	06/85	101.3	101.6	101.9	5.8	.3
Macaroni, spaghetti, vermicelli, & other macaroni prod	0201	06/85	101.5	101.7	101.9	3.7	.2
Noodle products	0202	06/85	100.7	101.3	102.3	14.7	1.0
Other cereals except pasta products	09	06/85	106.2	106.2	107.1	3.1	.8
Commeal, grits, and hominy	0902	06/83	90.9	86.9	86.2	-4.4	-8
Breakfast cereals, ready to serve	0904	12/83	123.8	122.9	124.0	4.0	.9
Breakfast cereals, cooked	0905	12/83	114.9	117.8	121.4	10.0	3.1
Manufactured starch	0907	06/85	84.3	87.6	87.2	-2.4	-5
Meats, poultry, and fish	022		282.6	274.1	278.1	1.5	1.5
Meats	0221		265.3	257.4	263.7	4.7	2.4
Beef and veal	01		251.2	233.5	236.5	7.6	1.3
USDA choice beef carcasses	0102		277.2	233.2	242.9	6.7	4.2
USDA utility beef carcasses	0104		212.2	207.8	211.6	2.2	1.8
Other USDA graded and ungraded beef carcasses	0108	12/80	97.3	102.2	98.5	9.9	-3.6
Primal and fabricated beef cuts	0111	12/80	97.3	90.0	91.6	8.7	1.8
Boneless beef including hamburger	0113	12/80	89.3	89.6	91.5	10.1	2.1
Variety meats (edible organs)	0115	12/80	84.1	75.1	76.4	2.7	1.7
Pork	04		280.0	281.5	298.1	2.3	5.9
Slab bacon	0419	12/80	119.8	137.6	113.9	-19.7	-17.2
Sliced bacon	0421		268.4	313.1	255.7	-18.4	-18.3
Hams	0423		304.3	312.5	329.4	-4.9	5.4
Picnics	0424		205.6	227.5	226.6	-1.6	-4
Boston butts	0425	12/70	299.1	282.0	323.3	7.3	14.6
Pork loins	0431		267.1	258.9	291.0	7.8	12.4
Other meats	05		275.6	280.1	278.3	2.6	-6
Frankfurters, skinless, all meat	0563		258.7	266.3	261.6	2.4	-1.8
Bologna, all meat	0565		276.8	284.1	283.3	3.1	-3
Fresh pork sausage, roll, artificial casing	0567		333.7	333.8	334.4	.9	.2
Processed poultry	0222		191.7	185.6	180.4	-19.1	-2.8
Young chicken	03		180.5	177.8	169.9	-19.9	-4.4
Whole broilers, wet ice, grade A, bulk	0316	12/69	175.0	173.8	157.5	-24.7	-9.4
Other wet ice pack bulk broilers	0317	12/81	109.1	106.5	106.9	-18.2	.4
Tray pack broilers	0319	12/81	107.1	104.5	100.8	-14.8	-3.5

See footnotes at end of table.

Table 6. Producer price indexes and percent changes for commodity groupings and individual items—Continued

(1967=100 unless otherwise indicated)

Commodity	Commodity code	Other index base	Index			Unadjusted percent change to Sep. 1987 From:	
			May 1987 ¹	Aug. 1987 ¹	Sep. 1987 ¹	Sep. 1986	Aug. 1987
Processed poultry—Continued	0222						
Frozen broilers	0321	12/81	120.8	121.0	120.6	-7.4	-0.3
Mature chicken: hens/towl	05	12/81	102.0	108.6	113.1	-8.9	4.1
Turkeys	06		180.3	185.6	185.8	-30.1	.1
Whole young hens, grade A, frozen	0602		148.0	150.5	150.7	-33.0	.1
Whole young toms, grade A frozen	0603		204.4	177.3	177.1	-35.6	-1
Other young turkey	0604	12/81	120.8	105.7	106.9	-23.3	1.1
Further processed poultry/small game	08	12/81	119.6	111.7	112.0	-8.6	.3
Turkey, cooked or smoked	0804	12/81	116.2	114.3	114.3	-5.5	0
Chicken, cooked or smoked	0805	12/81	117.2	105.1	105.7	-11.2	.6
Unprocessed and packaged fish	0223		597.3	578.3	584.0	10.7	1.0
Unprocessed fin fish	01		723.5	597.9	623.5	43.7	4.3
Haddock	0101		1,612.0	1,046.9	963.4	-9.1	-8.0
Halibut	0102		616.6	592.4	580.3	0	-2.0
Salmon	0103		548.0	461.7	491.7	60.6	6.5
Fresh packaged fish and seafood	02		769.3	724.4	725.9	2.2	.2
Frozen packaged fish and seafood	03		553.7	556.0	551.2	8.0	-9
Frozen packaged fish, excluding shellfish	0311	12/82	123.6	124.4	123.4	12.4	-8
Frozen packaged shellfish and other seafood	0313	12/82	105.8	105.9	105.0	4.5	-8
Canned and cured seafood	04		329.4	354.7	367.9	10.7	3.7
Dairy products	023		251.1	253.8	255.8	2.2	.8
Fluid milk products	0231		205.1	205.3	207.1	2.1	.9
Packaged fluid milk and related products	03	12/82	102.4	102.5	103.4	1.9	.9
Fluid whole milk	0301		202.2	202.4	204.5	1.3	1.0
Lowfat milk (1/2-2%)	0302	12/82	101.6	101.4	102.1	2.3	.7
Skim milk	0303	12/82	108.3	109.6	110.4	3.5	.7
Cream: light, heavy, sour, half & half, and whipped	0304	12/82	107.7	108.7	108.7	2.7	0
Cottage cheese	04						
Cottage cheese	0401	12/82	104.6	105.4	105.9	5.3	.5
Other milk products	05						
Other milk products	0501	12/82	106.8	106.5	107.8	2.3	1.2
Butter	0232		214.3	227.6	227.5	-3.1	0
Natural and processed cheese	0233		294.9	297.2	299.1	.2	.6
Natural cheese, except cottage cheese	02	06/81	95.1	96.0	96.6	-4	.6
American-type cheese	0211	06/81	92.9	93.8	94.4	-1.3	.6
Italian-type cheese	0221	06/81	97.8	98.7	99.1	1.1	.4
Swiss cheese	0231	06/81	95.1	94.7	94.7	-9	0
Other natural cheese, except cottage	0251	06/81	92.8	93.7	94.4	-3.3	.7
Processed cheese and related products	03	06/81	96.4	96.9	97.6	1.3	.7
Processed cheese	0311	12/72	198.1	198.8	201.2	.7	1.2
Cheese food	0313	06/81	108.2	108.3	108.3	1.5	0
Cheese spread	0315	06/81	110.6	113.0	113.0	5.7	0
Ice cream and frozen desserts	0234		262.4	263.3	264.0	3.7	.3
Ice cream and ices	0201	06/83	109.8	110.1	110.4	3.7	.3
Condensed and evaporated milk	0235		404.1	417.5	424.5	7.7	1.7
Dry milk products	02						
Dry milk products	0201	12/83	93.6	97.4	99.6	9.6	2.3
Liquid milk products	03	12/83	109.0	111.6	112.0	6.3	.4
Canned milk products, consumer type ca	0301	12/83	112.6	115.8	115.8	7.2	0
Condensed and evaporated milk products	0303	12/83	93.5	94.0	95.8	2.4	1.9
Processed fruits and vegetables	024		297.4	296.8	299.0	3.7	.7
Canned fruits and juices	0241		325.3	328.0	329.8	5.8	.5
Canned fruits	01		278.4	283.1	283.6	5.5	.2
Applesauce	0101		272.9	274.1	274.1	4.4	0
Apples	0102	06/81	102.6	102.6	102.6	3.2	0
Fruit pie fillings	0123	06/81	100.7	101.7	100.4	-9.4	-1.3
Olives	0125	06/81	123.1	125.2	128.1	.5	2.3
Peaches	0126		351.8	(?)	371.5	20.0	(?)
Canned fruit juices	02		399.0	398.7	402.6	6.1	1.0
Prune juice	0248	12/67	272.6	272.6	(?)	(?)	(?)
Pineapple juice	0251		556.2	(?)	556.2	.2	(?)
Grapefruit juice	0253		400.0	417.6	417.6	(?)	0
Apple juice	0255		380.0	361.5	378.6	1.3	4.7
Other whole fruit juices and mixtures	0259	06/81	121.5	123.3	123.1	5.4	-2
Frozen fruits, juices and ades	0242		344.7	340.7	344.6	10.9	1.1
Frozen fruits	02	06/81	122.4	116.9	120.0	.3	2.7
Frozen blueberries	0206	06/81	149.8	120.6	121.0	-12.8	.3
Frozen juices and ades	03	06/81	104.9	104.3	105.2	13.4	.9
Frozen orange juice	0301		345.4	342.9	348.6	18.2	1.7
Frozen lemonade	0302	06/81	(?)	108.8	108.8	(?)	0
Frozen grape juice	0303	06/81	109.1	113.1	112.5	6.9	-5

See footnotes at end of table.

Table 6. Producer price indexes and percent changes for commodity groupings and individual items—Continued

(1967 = 100 unless otherwise indicated)

Commodity	Commodity code	Other index base	Index			Unadjusted percent change to Sep. 1987 From:	
			May 1987 ¹	Aug. 1987 ¹	Sep. 1987 ¹	Sep. 1986	Aug. 1987
Frozen fruits, juices and ades—Continued	0242						
Grapefruit juice	0304	06/81	138.6	132.2	132.2	-1.1	0
Other frozen fruit and berry juice, concentrate	0311	06/81	120.2	120.3	119.0	6.3	-1.1
Citrus pulp	0321	06/81	88.6	88.6	88.6	.3	0
Dried and dehydrated fruits	0243		385.3	390.5	390.0	3.2	-1
Prunes	0101	12/67	287.3	296.6	297.6	3.9	-3
Raisins	0102	12/67	378.8	378.8	(?)	(?)	(?)
Other dried and dehydrated fruit	0111	12/92	102.1	102.1	102.1	1.8	0
Canned vegetables and juices	0244		250.4	249.1	252.5	1.7	1.4
Beets	0103	06/81	136.8	137.8	137.0	8.6	-6
Carrots	0104	06/81	103.9	106.7	106.7	11.1	0
Sweet corn whole kernel	0107		206.6	197.3	196.4	-2.0	-5
Fresh lima beans	0109	06/81	103.9	103.9	103.9	-4.6	0
Green peas	0111		203.7	210.7	210.7	7.1	0
Beans, green and wax	0117		233.4	232.8	232.8	7.2	0
Tomatoes	0126		228.9	(?)	237.4	4.4	(?)
Tomato paste	0128	06/81	101.2	(?)	(?)	(?)	(?)
Tomato pulp and puree	0131	06/81	107.8	107.4	104.2	-3.9	-3.0
Tomato sauce	0133		279.8	283.2	282.7	2.0	-2
Catsup	0137		274.6	261.8	286.8	-8.7	9.5
Tomato juice	0141		320.8	320.8	320.8	4.7	0
Mushrooms	0144	12/67	178.1	196.8	196.1	27.3	-4
White potatoes	0146	06/81	123.8	123.8	123.8	4.6	0
Frozen vegetables	0245		301.0	300.1	300.7	.8	.2
Frozen green peas	0101		319.9	319.9	319.9	0	0
Frozen green beans	0103	06/81	111.9	111.6	112.1	2.3	.4
Frozen broccoli	0104	06/81	106.0	106.6	106.6	1.7	0
Frozen Brussels sprouts	0105	06/81	107.3	107.3	107.3	1.3	0
Frozen French fried potatoes	0108		329.3	327.3	329.0	2.2	.5
Other frozen potato products	0109	06/81	109.2	108.3	101.0	-10.1	-6.7
Frozen cauliflower	0111	06/81	101.5	103.6	103.7	1.8	.1
Frozen succotash	0113	06/81	102.9	(?)	(?)	(?)	(?)
Other frozen combinations	0115	06/81	104.0	104.0	104.0	.6	0
Frozen carrots	0116	06/81	122.9	122.9	122.9	-9.0	0
Frozen sweet cut corn, yellow	0117	06/81	104.3	(?)	(?)	(?)	(?)
Frozen sweet cob corn, yellow	0118	06/81	115.5	115.4	115.4	-1.3	0
Other frozen vegetables	0121	06/81	119.6	119.5	123.6	3.2	3.4
Dried and dehydrated vegetables	0246		230.3	228.2	227.7	-1.0	-2
Potatoes, instant mashed	0101	12/67	281.4	278.1	276.4	.4	-6
Onions	0103	12/82	88.8	(?)	88.8	-1.9	(?)
Other dried and dehydrated vegetables	0111	12/82	93.0	(?)	93.0	-4.5	(?)
Sugar and confectionery	025		304.2	307.3	306.6	3.0	-2
Raw cane sugar	0252						
Raw cane sugar	0101		308.1	309.5	308.9	5.4	-2
Refined sugar	0253						
Granulated sugar	03	12/77	171.2	172.1	172.6	3.0	.3
Consumer units and individual services	0301	06/82	107.7	108.6	108.9	4.2	.3
Commercial units and bulk	0302	06/82	108.9	108.0	109.8	5.9	.7
Confectioners' powdered sugar	04		107.2	108.4	108.5	3.5	.1
Confectioners' powdered sugar	0401	06/82	97.1	(?)	(?)	(?)	(?)
Confectionery materials	0254						
Chocolate coatings	0104	12/77	133.0	139.5	139.7	-1.4	.1
Other chocolate and cocoa products	0105	06/83	107.2	108.4	106.3	-1.9	-1
Corn sweeteners	0107	06/83	104.7	104.9	105.0	-2.1	.1
Corn sweeteners	0107	06/85	90.3	98.7	98.9	-2.9	.2
Confectionery end products	0255						
Chewing gum	02	12/77	163.1	163.7	162.9	3.5	-5
Chewing gum	0201		421.4	421.4	421.4	8.3	0
Candy and nuts	03	06/83	117.3	117.5	116.8	2.9	-6
Chocolate and chocolate-type confectionery products	0301	06/83	115.3	115.2	115.5	.9	.3
Nonchocolate-type confectionery products	0302	06/83	112.1	112.5	112.6	2.2	.1
Other confectionery products	0303	06/83	127.9	128.1	124.4	8.6	-2.9
Sweetening syrups and molasses	04	12/85	102.5	109.0	109.0	7.3	0
Beverages and beverage materials	026		290.8	289.2	285.8	-2.2	-1.2
Alcoholic beverages	0261						
Malt beverages	01		219.5	219.1	216.6	-7	-1.1
Bottled beer	0101		222.4	219.7	217.3	-1.7	-1.1
Canned beer	0103		226.3	215.5	211.5	-6.2	-1.9
Barrels and kegs	0105	06/82	215.5	218.1	216.4	.8	-8
Other malt beverages	0107	06/82	114.3	114.4	114.4	3.2	0
Distilled liquor, except brandy	02		102.9	98.4	98.4	-2.9	0
Distilled liquor, except brandy	02		194.8	196.0	195.6	1.4	-2

See footnotes at end of table.

Table 6. Producer price indexes and percent changes for commodity groupings and individual items—Continued

(1967=100 unless otherwise indicated)

Commodity	Commodity code	Other index base	Index			Unadjusted percent change to Sep. 1987 From:	
			May 1987 ¹	Aug. 1987 ¹	Sep. 1987 ¹	Sep. 1986	Aug. 1987
Alcoholic beverages—Continued	0261						
Bottled liquor, except brandy	0215	06/83	106.3	106.8	106.7	1.5	-0.1
Wines, brandy and brandy spirits	04	12/83	101.4	105.0	102.5	1.5	-2.4
Grape table wines	0431	12/83	100.1	106.2	101.4	3.2	-4.5
Bulk wines	0432	12/83	97.9	97.9	101.1	1.2	3.3
Other fruit and berry wines	0433	12/83	107.4	107.4	107.4	0	0
Dessert wines	0434		279.9	286.5	277.6	.7	-3.1
Sparkling wines	0435	12/83	106.2	106.4	106.5	.9	.1
Brandy and brandy spirits	0437	12/83	82.5	(²)	82.7	-9.3	(²)
Soft drinks	0262		358.0	357.1	356.2	2.1	-3
Cola, excluding diet cola	01		374.0	373.8	371.4	1.4	-6
Cola, bottled, excluding diet cola	0106		385.2	387.7	387.7	2.2	0
Cola, cans, excluding diet cola	0121	06/81	111.1	109.8	107.8	1.0	-1.8
Cola, bulk, excluding diet cola	0131	06/81	110.5	110.5	110.5	1.2	0
Other carbonated drinks	05	06/81	115.9	115.2	115.4	3.4	.2
Carbonated orange soda	0502	06/81	106.6	106.2	107.7	1.6	1.4
Lemon, lime and lemon-lime	0503	12/68	293.4	289.9	291.6	2.2	.6
Root beer and sarsaparilla	0504	06/81	104.7	104.7	104.7	.7	0
Ginger ale	0505		284.3	284.3	284.3	7.1	0
Carbonated grape soda	0506	06/81	112.5	112.5	112.5	-4	0
Club soda	0507		220.6	220.6	(²)	(²)	(²)
Other carbonated nondiet soda	0509	06/81	116.7	116.7	117.0	6.7	.3
Diet cola	0511	06/81	117.9	116.3	115.5	.6	-7
Other carbonated diet soda	0519	06/81	129.1	129.1	129.1	4.0	0
Noncarbonated soft drinks	06	06/81	117.9	118.2	117.9	-5	-3
Other noncarbonated fruit drinks and ades	0609	06/81	119.0	119.4	119.0	-8	-3
Packaged beverage materials	0263		376.7	367.3	352.6	-16.2	-4.0
Coffee (whole bean, ground, & instant)	01		389.1	379.8	360.1	-19.0	-5.2
Ground roasted coffee	0101		399.5	384.3	361.2	-20.8	-6.0
Soluble (instant) coffee	0103		360.8	358.1	352.3	-12.1	-1.8
Tea	03		249.5	250.9	250.9	.6	0
Tea, in consumer packages	0313	12/85	101.8	102.3	102.3	.5	0
Other beverage materials	0264		239.8	239.5	239.5	2.5	0
Malt and malt byproducts	0101		190.1	189.8	189.7	-9.2	-1
Corn grits and flakes (for brewer's use)	0107	06/83	76.7	68.9	73.3	.5	6.4
Liquid beverage bases, not used for soft drinks	0109	12/85	102.4	102.6	102.6	1.4	0
Liquid beverage bases, used for soft drinks	0111	12/85	107.1	107.2	107.2	3.8	0
Flavoring syrups for fountain, ice cream, home bev.	0113	12/85	108.4	108.2	108.0	7.8	-2
Fats and oils	027		213.5	206.7	210.3	7.5	1.7
Animal fats and oils	0271		256.1	273.4	286.4	19.0	4.8
Lard commercial sizes (over 3 lbs)	0103	12/80	88.0	100.3	103.9	16.6	3.6
Crude vegetable oils	0272		144.9	126.9	127.7	5.0	.6
Soybean oil, crude, not degummed	0101		159.9	132.1	134.3	2.1	1.7
Soybean oil, crude, degummed	0105	06/80	75.2	69.0	69.7	6.6	1.0
Cottonseed oil, crude	0111		115.3	106.8	97.1	7.9	-9.1
Vegetable oils, refined	0275	06/85	62.2	62.4	65.4	28.5	4.8
Cottonseed oil, refined	0101	06/85	56.1	55.5	61.0	28.2	9.9
Shortening and cooking oil	0276		243.3	240.9	244.2	5.4	1.4
Shortening, consumer sizes	0101	12/81	105.6	105.8	108.3	4.4	2.4
Shortening, animal or veg/animal, commercial	0103	12/81	(²)	100.6	101.7	25.6	1.1
Shortening, 100% vegetable, commercial	0105		226.8	221.4	225.2	8.8	1.7
Hydrogenated oils, other than baking	0107	12/81	(²)	91.4	92.6	(²)	1.3
Margarine	0109		245.8	242.0	242.3	1.8	.1
Salad and cooking oils	0111	12/81	101.1	100.9	102.6	4.0	1.7
Miscellaneous processed foods	028		298.3	297.6	297.5	2.7	0
Jams, jellies, and preserves	0281		343.4	343.4	342.9	.9	-1
Strawberry jams and preserves	0101		356.9	356.9	356.9	3.8	0
Other jams and preserves	0103	06/81	124.0	124.0	123.5	-3	-4
Grape jellies	0111		307.9	307.9	307.9	.9	0
Pickles and pickle products	0282		344.3	337.7	350.5	4.8	3.8
Processed eggs	0283		150.9	138.2	157.0	-14.7	13.6
Frozen or liquid whole eggs	0101		140.0	128.8	164.3	-2.5	27.6
Dried whole eggs	0102		138.1	129.7	144.0	-1.9	11.0
Canned specialties	0284		279.1	281.0	280.5	4.8	-2
Canned dry beans	0102	12/82	117.4	116.2	116.3	7.3	.1
Canned specialty foods	0103	12/82	108.7	110.3	109.4	.9	-8
Canned soups	0104	12/82	129.6	130.6	130.6	4.6	0

See footnotes at end of table.

Table 6. Producer price indexes and percent changes for commodity groupings and individual items—Continued

(1967 = 100 unless otherwise indicated)

Commodity	Commodity code	Other index base	Index			Unadjusted percent change to Sep. 1987 From:	
			May 1987 ¹	Aug. 1987 ¹	Sep. 1987 ¹	Sep. 1986	Aug. 1987
Frozen specialties	0285		290.2	290.9	288.3	3.9	-0.9
Frozen pies and other baked goods	0109	12/82	120.9	122.4	122.2	2.5	-2
Frozen dinners, meat pies, ethnic foods	0111	12/82	122.4	122.4	120.7	4.9	-1.4
Other frozen specialties	0113	12/82	112.5	111.5	111.2	3.0	-3
Meat sauces	0286	06/81	127.9	129.4	129.4	1.2	0
Other miscellaneous processed foods	0289		298.4	297.0	296.7	2.3	-1
Mayonnaise, salad dressings, and sandwich spreads	0102	12/86	100.7	100.6	100.6	(?)	0
Flavoring extracts, emulsions & other liquid flavors	0151	12/85	103.3	103.3	103.3	2.4	0
Miscellaneous flavoring powders and tablets	0153	12/85	101.2	101.4	101.4	-2	0
Fruit, crushed or whole for fountain & ice cream use	0155	12/85	115.6	115.4	116.2	10.5	.7
Food colorings	0157	12/85	91.3	89.0	(?)	(?)	(?)
Manufactured ice	0161	12/85	100.8	101.3	101.5	.8	.2
Chips (potato, corn, etc.)	0172	12/85	101.1	101.5	101.6	1.5	.1
Cider and vinegar	0174	12/85	102.2	102.2	102.2	3.4	0
Other food preparations	0175	12/85	111.0	108.8	108.8	4.1	0
Prepared animal feeds	029		207.8	207.2	210.8	4.3	1.7
Grain by-product feeds	0291		131.7	123.2	137.4	3.0	11.5
Wheat mill feed	0103	06/83	53.7	42.9	56.6	2.9	31.9
Corn mill feed	0105	06/83	60.6	57.1	54.8	-9.9	-4.0
Gluten feed, corn	0107		195.3	188.1	203.0	-7.4	7.9
Alfalfa meal, dehydrated	0131		194.2	(?)	(?)	(?)	(?)
Vegetable cake and meal feeds	0292		229.6	224.1	238.7	8.6	6.5
Cottonseed cake and meal	0101		193.3	204.0	196.4	5.6	-3.7
Soybean meal	0111		230.4	222.3	239.4	8.3	7.7
Corn gluten meal	0113	06/85	140.2	148.6	155.4	19.8	4.6
Formula feeds	0293		192.0	191.2	191.9	1.9	.4
Poultry feeds: egg-type, broiler and turkey	0102	12/86	105.0	104.3	101.4	(?)	-2.8
Dairy cattle feeds, complete	0104	12/86	95.9	93.6	95.0	(?)	1.5
Dairy cattle feeds, supplements and concentrates	0106	12/86	100.8	102.0	103.8	(?)	1.8
Swine feeds, complete	0108	12/86	100.6	97.2	99.9	(?)	2.8
Swine feeds, supplements and concentrates	0112	12/86	104.0	104.6	106.5	(?)	1.8
Beef cattle feeds, complete	0114	12/86	103.3	108.2	121.1	(?)	11.9
Beef cattle feeds, supplements and concentrates	0116	12/86	98.7	99.7	100.4	(?)	.7
Other poultry and livestock feeds	0118	12/86	101.2	101.2	100.7	(?)	-5
Miscellaneous feedstuffs	0294		229.3	233.9	232.4	4.8	-6
Pet food	02	12/79	134.3	136.3	135.8	2.5	-4
Dog and cat food	0202	12/85	102.7	104.3	104.0	2.4	-3
Other pet and specialty feeds	0203	12/85	104.8	104.8	103.3	2.6	-1.4
Other than pet food	03	12/79	93.8	97.4	95.8	12.6	-1.6
Meat meal and meat and bone meal	0301		245.6	255.0	254.1	14.2	-4
Dry rendered tankage	0303		221.3	230.1	216.5	11.5	-5.9
Fish scrap and meal	0305		265.1	272.4	281.8	20.4	3.5
Grain, ground, rolled	0307	12/80	50.4	49.5	49.6	-6.1	.2
Sugar beet pulp, all forms	0313	06/82	130.8	130.7	134.2	2.0	2.7
Feed grade condensed and evaporated mi	0315	12/83	106.2	122.3	126.7	51.2	3.6
Cottonseed hulls	0319	06/85	225.4	267.0	194.9	8.0	-27.0
Textile products and apparel	03		213.5	215.9	216.9	2.7	.5
Synthetic fibers	031	12/75	147.1	148.5	149.2	-1	.5
Unprocessed filament yarns	0315	12/75	154.9	157.6	158.1	0	.3
Cellulosic	01		234.8	234.8	236.6	4.0	.8
Non-cellulosic	02		155.6	158.6	159.0	-7	.3
Nylon textile yarn, selected deniers	0214	06/81	94.8	97.2	97.7	4.5	.5
Polyester textile yarn, deniers 56-89; 145-179	0221	12/69	146.7	(?)	(?)	(?)	(?)
Fibrous glass yarn	0231	12/75	198.9	199.2	199.6	2.0	.2
Staple, tow, and fiberfill	0318	06/81	86.5	86.6	87.1	-6	.6
Cellulosic	01						
Rayon staple and tow	0101	12/75	158.9	(?)	(?)	(?)	(?)
Non-cellulosic	02	06/81	84.3	84.5	84.7	-1.9	.2
Nylon and aramid	0201	06/81	103.2	104.9	105.4	-5.5	.5
Acrylic and modacrylic	0202	06/81	72.3	74.0	74.0	3.9	0
Other non-cellulosic staple, tow, and fiberfill	0211	06/81	106.9	(?)	(?)	(?)	(?)
Processed yarns and threads	032	12/75	141.9	145.0	145.5	2.8	.3
Yarns	0326	12/75	138.5	141.7	142.3	3.0	.4
Cotton	01		229.5	238.6	244.6	7.8	2.5
Gray combed cotton yarn	0102	12/82	103.7	107.2	108.0	7.0	.7
Gray carded cotton yarn	0104	12/82	91.9	96.6	100.1	9.4	3.6
Finished cotton yarn	0107	12/82	107.3	108.4	109.4	3.6	.9
Wool	02		190.8	192.6	192.1	1.9	-3

See footnotes at end of table.

Table 6. Producer price indexes and percent changes for commodity groupings and individual items—Continued

(1967=100 unless otherwise indicated)

Commodity	Commodity code	Other index base	Index			Unadjusted percent change to Sep. 1987 From:	
			May 1987 ¹	Aug. 1987 ¹	Sep. 1987 ¹	Sep. 1986	Aug. 1987
Yarns—Continued	0326						
Wool machine, knitting yarn	0221	12/75	183.5	190.2	186.2	2.5	-2.1
Wool carpet and rug yarn	0223	12/82	102.8	(²)	(²)	(²)	(²)
Synthetic	03	12/75	136.8	139.6	139.6	2.0	0
Rayon and/or acetate yarn	0301	12/82	102.8	103.0	103.0	1.6	0
Acrylic and/or modacrylic yarn	0303	12/82	98.7	99.1	99.4	-4	.3
Polyester spun yarn	0305	12/82	103.1	106.6	106.7	7.2	.1
Textured nylon filament yarn	0309	12/82	104.5	106.2	106.0	1.4	-2
Other synthetic yarn	0313	06/83	104.8	105.8	106.1	4.1	.3
Covered elastic yarn	0315	06/84	104.3	104.5	104.7	1.7	.2
Threads	0327	12/75	181.8	182.1	182.3	1.5	.1
Cotton	01		322.3	322.6	322.5	.9	0
Cotton thread, industrial use	0101	12/75	192.1	192.3	192.2	.8	-.1
Synthetic and silk	03	12/75	159.8	160.1	160.3	2.9	.1
Industrial use	0337	06/84	101.6	101.8	102.0	3.4	.2
Gray fabrics	033	12/75	153.7	157.3	159.6	6.8	1.5
Broadwovens	0337	12/75	153.8	158.0	160.6	7.6	1.6
Cotton	01	12/75	157.1	158.5	163.5	5.8	3.2
Plain printcloth	0101	12/75	157.9	(²)	(²)	(²)	(²)
Sheeting	0103	12/75	130.4	133.8	134.4	4.2	.4
Osnaburg	0105	06/76	135.0	(²)	(²)	(²)	(²)
Duck	0109	06/76	173.9	(²)	(²)	(²)	(²)
Twill weaves	0115	12/80	(²)	103.8	105.1	(²)	1.3
Other gray cotton	0123	06/87	(²)	98.7	102.5	(²)	3.9
Wool	02						
Wool broadwoven fabric	0201	06/85	102.8	102.8	105.5	7.1	2.6
Synthetic	03	12/75	149.3	154.4	156.1	8.3	1.1
Filament rayon and/or acetate fabric	0301	06/87	(²)	102.6	103.0	(²)	.4
Filament polyester fabric	0303	06/87	(²)	100.0	102.3	(²)	2.3
Filament nylon fabric	0305	06/87	(²)	103.8	104.4	(²)	.6
Plain printcloth, spun polyester/cotton blend	0363	12/75	159.8	164.1	164.8	14.0	.4
Twill weaves	0379	06/87	(²)	106.3	108.5	(²)	2.1
Spun/filament yarn fabrics	0381	06/87	(²)	100.7	100.5	(²)	-2
Other gray fabrics	0383	06/87	(²)	101.8	102.3	(²)	.5
Knits	0338	12/75	156.8	158.3	159.6	7.7	.8
Circular knits, except hosiery	03						
Circular knits, except hosiery	0301	06/81	108.1	110.1	111.9	14.9	1.6
Warp knits, except hosiery	04						
Warp knits, except hosiery	0401	06/81	102.1	102.1	102.1	.4	0
Other fabrics	0339						
Tire cord fabric	0101	06/84	98.4	98.7	98.6	-2.9	-.1
Finished fabrics	034	12/75	129.2	129.7	129.9	2.9	.2
Broadwovens	0342	12/75	144.3	145.2	145.8	4.2	.4
Cotton	01	12/75	140.4	143.7	144.1	4.5	.3
Corduroy	0106	06/87	(²)	103.7	97.5	(²)	-6.0
Twill, excluding denim	0112	06/87	(²)	100.4	101.0	(²)	.6
Broadcloth	0115	06/87	(²)	100.0	99.2	(²)	-.8
Blue indigo denim	0117	06/87	(²)	102.4	104.3	(²)	1.9
Other finished fabrics	0119	06/87	(²)	100.4	101.4	(²)	1.0
Wool	02		202.6	202.3	206.3	4.4	2.0
Apparel fabrics	0203	06/85	100.2	99.9	101.1	3.8	1.2
Non-apparel fabrics and felts	0207	06/85	103.6	104.2	112.3	8.2	7.8
Synthetic	03	12/75	135.3	135.5	135.7	4.2	.1
Filament polyester fabric	0301	06/87	(²)	100.4	100.4	(²)	0
Other filament fabrics	0303	06/87	(²)	100.0	99.6	(²)	-.4
Broadcloth	0305	06/87	(²)	104.3	104.4	(²)	.1
Twill weaves	0307	06/87	(²)	100.3	100.1	(²)	-.2
Spun/filament yarn fabric	0309	06/87	(²)	100.2	100.6	(²)	.4
Other finished fabric	0311	06/87	(²)	100.2	101.2	(²)	1.0
Knits	0343	12/75	110.7	110.7	110.4	1.2	-.3
Circular knit outerwear fabric	04	06/81	97.9	98.6	98.5	1.7	-.1
Single knit	0403	06/81	101.6	102.5	102.6	2.8	.1
Double and rib knit	0413	06/81	102.4	103.1	102.4	.2	-.7
Other circular knit fabric	05	06/81	106.6	108.7	108.8	8.4	.1
Underwear and nightwear fabric	0501	06/81	(²)	124.2	124.2	(²)	0
High pile fabric	0503	12/75	150.7	150.7	(²)	(²)	(²)
All other circular knit fabrics	0505	06/81	(²)	99.9	100.2	(²)	.3
Warp knit outerwear fabric	06	06/81	101.8	101.7	103.0	1.2	1.3
Warp knit underwear and nightwear fabric	07						
Warp knit underwear and nightwear fabric	0703		167.6	157.7	153.2	-8.5	-2.9
Other warp knit fabric	0344 08	06/76	139.9	139.9	140.6	.9	.5
Woven narrow fabric	0202	06/84	98.7	98.6	99.2	.9	.6

See footnotes at end of table.

Table 6. Producer price indexes and percent changes for commodity groupings and individual items—Continued

(1967=100 unless otherwise indicated)

Commodity	Commodity code	Other index base	Index			Unadjusted percent change to Sep. 1987 From:	
			May 1987 ¹	Aug. 1987 ¹	Sep. 1987 ¹	Sep. 1986	Aug. 1987
Narrow fabrics—Continued	0344						
Braided narrow fabric	0203	06/84	105.8	106.5	106.4	1.0	-0.1
Nonwovens and felt goods	0345	06/76	128.3	128.9	129.0	1.6	.1
Nonwoven fabrics	0321	06/76	126.9	127.3	127.4	.6	.1
Pressed wool felt	0331	12/85	108.7	109.2	109.2	7.5	0
Punched or needled felt	0332	12/85	105.1	106.3	106.5	4.2	.2
Coated fabrics, not rubberized	0346	06/85	101.1	101.8	101.8	1.4	0
Vinyl coated or laminated fabric	0102	06/85	100.3	101.4	101.3	1.0	-1.1
Polyurethane and other coated or laminated fabric	0103	06/85	102.8	103.0	103.0	2.5	0
Embroideries and lace goods	0347	06/85	103.8	104.2	104.2	3.6	0
Embroideries	01	06/85	103.5	103.9	103.9	3.6	0
Schiffli machine embroideries	0105	06/85	103.0	104.6	104.5	4.1	-1.1
Other embroideries and needlework on fabric	0106	12/85	103.6	103.6	103.6	3.2	0
Lace goods	02	12/85	104.7	104.7	106.4	2.9	1.6
Apparel & other fabricated textile prods	038	12/77	140.1	141.3	141.9	2.3	.4
Apparel	0381		209.4	211.6	212.5	2.8	.4
Women's	01		187.0	188.0	188.7	1.8	.4
Skirts, including uniforms	0122	12/77	131.3	132.2	132.2	4.4	0
All other outerwear, n.e.c.	0143	06/83	107.0	105.5	106.3	3.7	.8
Sweaters, jackets, and jerseys	0144	12/84	107.8	107.8	107.8	6.2	0
Suits	0146	12/84	97.2	97.2	97.2	0	0
Slacks, jeans, and dungarees	0151	12/84	98.3	98.6	99.0	-8	.4
Blouses, waists & shirts exc. knit sport & sweat	0152	12/77	170.1	170.9	171.6	2.1	.4
Knit outerwear sportshirts, incl. sweatshirts	0153	12/77	154.3	154.6	154.6	.5	0
Separate tailored suit-type jackets, incl. uniforms	0162	12/77	116.0	116.1	116.1	.3	0
Tailored coats, ex. fur, all leather & raincoats	0163		139.2	140.5	140.5	-6.1	0
Leather coats and jackets	0166	12/85	110.1	110.1	110.1	3.1	0
Finished full-fashioned hosiery	0168	06/84	100.0	100.0	100.0	0	0
Finished seamless and simulated seamed hosiery	0169	06/84	101.3	101.8	101.8	.7	0
Unfinished seamless and simulated seamed hosiery	0171	06/84	101.5	101.6	101.6	.3	0
Brassieres	0174		242.4	244.0	249.3	5.5	2.2
Girdles, corsets, combinations and accessories	0175		212.2	212.2	219.6	6.4	3.5
Panties	0176	12/77	158.7	158.7	158.7	1.3	0
Slips, half slips, and petticoats	0177	12/77	151.2	151.2	152.4	4.4	.8
Nightwear	0178		158.3	163.5	163.5	-1.0	0
Ladies' robes, dressing gowns and housecoats	0179	12/77	125.1	125.1	125.1	1.0	0
Underwear, except slips and panties	0181	06/83	129.4	130.2	129.2	7.6	-8
Bathing suits	0182	12/77	155.8	164.1	163.1	6.7	-6
Washable service apparel	0188	12/77	148.0	148.1	148.1	.4	0
Men's and boys'	02		236.6	240.3	240.8	3.0	.2
Men's business & other suits, regular & light weight	0206	12/80	116.9	118.8	118.7	16.6	-1.1
Men's & boys' dress, sport, & uniform trousers	0215	12/81	110.3	111.6	111.6	.9	0
Men's & boys' denim jeans & casual slacks	0217	12/81	106.3	109.2	110.4	3.9	1.1
Men's & boys' jeans & jean-cut casual slacks, oth fa	0219	12/81	(²)	103.3	104.1	(²)	.8
Men's and boys' work clothing	0221	12/81	101.9	102.0	102.7	.5	.7
Men's and boys' work shirts	0228	06/83	105.0	105.0	106.4	1.2	1.3
Men's sport coats & jackets, business type & other	0256	12/80	117.5	118.0	119.5	2.5	1.3
Men's/boys' sweaters, jackets, and jerseys	0258	12/84	102.9	103.4	103.2	1.0	-2
Men's & boys' raincoats & other waterproof outergar.	0266	06/85	102.2	102.2	102.7	1.6	.5
Men's and boys' leather coats and jackets	0267	12/85	109.2	112.5	111.1	10.3	-1.2
Men's finished hosiery	0272	12/77	157.6	158.4	158.6	.6	.1
Men's unfinished hosiery	0273	06/84	99.2	99.2	99.2	0	0
Men's and boy's knit undershirts	0274		275.4	274.9	275.4	.3	.2
Men's and boy's knit shorts and briefs	0275	12/77	146.0	146.0	146.0	2.2	0
Men's and boys' robes and dressing gowns	0279	06/85	101.3	101.3	101.7	1.2	.4
Men's/boys' swimwear, athletic shorts & oth. outerwr	0281	12/84	106.9	108.8	108.7	2.1	-1
Men's and boy's neckwear	0282	12/73	138.7	140.3	140.2	1.7	-1
Boys' suits and tailored coats	0291	12/80	121.1	(²)	(²)	(²)	(²)
Boys' dress and sport trousers	0292	12/81	(²)	94.3	94.3	.9	0
Men's/boys' shirts, excl. sport & sweatshirts	0296	12/84	104.9	107.5	107.7	2.4	.2
Men's/boys' woven sportshirts	0297	12/84	100.6	98.8	100.1	-7	1.3
Men's/boys' knit sportshirts incl. sweatshirts	0298	06/83	99.2	104.2	103.5	6.8	-7
Girls', children's and infants'	03		204.9	211.1	215.2	6.1	1.9
Dresses/blouses/shirts, ex. knit sport & sweatshirts	0349	12/84	105.5	105.5	105.5	2.3	0
Knit sport and sweatshirts	0351	12/84	98.3	118.4	131.6	36.7	11.1
Other outerwear, n.e.c.	0355	12/84	97.3	97.3	97.6	-1.3	.3
Infants' and children's ankle hosiery	0363	06/84	102.1	102.1	101.8	-1.2	-3
Infants' and children's knee-high hosiery	0364	12/77	139.0	139.0	139.0	-1	0
Other infants' and children's finished hosiery	0365	06/84	99.4	101.9	101.2	2.0	-7
Underwear	0368	06/82	115.6	116.7	118.7	5.5	1.7
Nightwear	0369	06/82	105.6	106.6	106.3	4.3	-3
Miscellaneous apparel and accessories	04	12/83	108.6	110.1	110.2	6.5	.1
Fur products	0407	12/83	120.6	128.9	126.9	23.9	0
Millinery	0409	06/85	99.7	99.4	99.4	-3	0
Hats and hat bodies, except cloth and millinery	0411	06/85	105.0	104.7	104.7	.9	0
Cloth hats and caps	0412	06/85	102.4	102.4	102.4	0	0

See footnotes at end of table.

Table 6. Producer price indexes and percent changes for commodity groupings and individual items—Continued

(1967=100 unless otherwise indicated)

Commodity	Commodity code	Other index base	Index			Unadjusted percent change to Sep. 1987 From:	
			May 1987 ¹	Aug. 1987 ¹	Sep. 1987 ¹	Sep. 1986	Aug. 1987
Apparel—Continued	0381						
Fabric workgloves and mittens	0419	06/85	102.0	102.3	103.7	3.6	1.4
Waterproof outer garments, n.e.c.	0421	06/85	104.2	104.2	104.2	-1	0
Leather & sheep lined clothing, ex. coats & jackets	0423	12/85	100.3	(?)	(?)	(?)	(?)
Belts, other than leather	0425	06/85	100.8	100.8	100.3	-2	-5
Knit products, n.e.c.	0429	12/85	100.6	100.6	100.6	.6	0
Apparel and accessories, n.e.c.	0441	12/85	102.2	102.4	101.9	1.3	-5
Contract work on apparel	05	06/87	(?)	100.3	100.3	(?)	0
Textile housefurnishings	0382						
Bed clothes	01	12/77	243.1	242.4	242.3	.4	0
Bedspreads and bedsets	0102		141.4	141.8	141.9	.2	.1
Blankets	0138	06/87	253.0	255.5	255.2	2.0	-1
Other textile housefurnishings	03	06/83	(?)	100.0	100.0	(?)	0
Towels and washcloths	0303	12/75	101.8	101.3	101.2	.3	-1
Draperies	0307	12/69	166.1	163.1	162.9	-7	-1
Curtains, except lace	0308	06/84	187.2	189.0	187.8	.3	-6
Other textile housefurnishings	0311	06/83	102.5	103.7	103.8	3.1	.1
			102.6	101.8	101.8	.2	0
Fabricated products, n.e.c.	0383	12/77	141.8	142.3	143.1	.3	.6
Camping equipment	02						
Camping tents	0212	12/77	136.3	142.2	144.9	6.8	1.9
Industrial and other fabricated products	03	12/77	142.4	142.8	143.6	.1	.6
Men's/boys' suit, coat findings & hat,	0305	12/83	103.7	105.2	105.8	1.1	.6
Automotive trimmings	0308	12/83	101.3	101.5	101.6	-4.6	.1
Other trimmings and findings	0311	12/83	104.1	104.1	106.0	1.7	1.8
Hard fiber cordage and twine	0323	06/85	92.3	(?)	92.3	22.7	(?)
Soft fiber cordage and twine, except cotton	0324	06/85	109.8	108.8	112.0	3.0	2.9
Tarpaulins and other covers	0332	12/77	178.5	180.3	182.5	4.1	1.2
Textile bags	0341	12/85	99.0	99.1	101.2	4.3	2.1
Tents, other than camping tents	0343	12/85	101.3	101.3	97.8	-2.5	-3.5
Awnings	0344	12/85	108.0	105.2	105.2	2.0	0
All other industrial and fabricated products	0351	12/85	100.8	101.4	101.5	1.5	.1
Miscellaneous textile products/services	039	06/85	97.7	99.3	99.7	6.1	.4
Textile materials n.e.c. & proc. textile	0391	06/85	97.7	99.3	100.1	(?)	.8
Textile fibers, yarns, and fabrics, n.e.c.	01	06/85	99.2	100.5	100.9	4.5	.4
Scouring and combing mill products, n.e.c.	0102	06/85	104.4	108.9	110.5	14.4	1.5
Padding and upholstery filling	0104	12/85	100.2	100.2	100.1	.5	-1
Other non-fabricated products, n.e.c.	0109	06/85	88.2	88.1	88.1	-2	0
Textile waste	02	12/85	100.1	102.0	103.1	17.0	1.1
Waste rags and textile waste	0202	12/86	95.8	95.8	95.8	(?)	0
Used wiping cloths	0203	12/86	99.0	99.0	99.0	(?)	0
Contract work on textile products	0392	06/87	(?)	101.3	100.9	(?)	-4
Commission finishing of broadwoven fabrics	0101	06/87	(?)	100.5	99.6	(?)	-9
Commission knitting of gray fabric	0103	06/87	(?)	103.5	103.1	(?)	-4
Comm. knitting/finishing or finishing only of knits	0105	06/87	(?)	101.0	101.2	(?)	.2
Hides, skins, leather, and related products	04		317.0	318.5	321.4	8.4	.9
Hides and skins	041						
Cattle hides	0411		663.5	643.7	663.1	33.2	3.0
Packer, branded cow	0102		565.4	557.9	555.2	31.8	-5
Packer, butt brander	0114	12/80	182.2	(?)	195.5	28.0	(?)
Other cattle hides	0116	12/80	169.0	160.0	166.7	38.5	4.2
Leather	042		437.4	436.5	440.3	13.4	.9
Finished cattlehide and kipside leather	0421		432.7	431.4	437.0	12.3	1.3
Sole leather	01		427.4	463.9	467.7	10.0	.8
Upper leather, including patent	02		408.5	396.2	401.4	12.1	1.3
Dress and casual shoe	0201	06/81	132.0	127.5	129.3	10.0	1.4
Other upper leather	0202	06/81	145.0	143.3	144.4	22.7	.8
Other grains except offal	03	06/81	143.9	147.4	149.8	12.8	1.6
Other grains	0304	06/81	150.4	156.3	160.2	20.0	2.5
Finished splits	04						
Finished splits	0401	06/81	118.8	118.8	120.0	20.8	1.0
Finished sheep and lamb leather	0423		563.1	585.3	564.0	46.1	-3.6
Garment leather	0103	12/69	662.8	683.0	656.2	45.2	-3.6
Rough, crust, and wet blue	0425						
Footwear	043		266.7	270.3	271.9	3.7	.6
Men's footwear	0431		312.7	320.9	323.0	4.8	.7
Men's leather upper footwear	01		317.0	325.2	327.6	5.5	.7
Dress and casual shoes	0113	12/80	115.2	119.1	119.3	5.0	.2

See footnotes at end of table.

Table 6. Producer price indexes and percent changes for commodity groupings and individual items—Continued

(1967 = 100 unless otherwise indicated)

Commodity	Commodity code	Other index base	Index			Unadjusted percent change to Sep. 1987 From:	
			May 1987 ¹	Aug. 1987 ¹	Sep. 1987 ¹	Sep. 1986	Aug. 1987
Men's footwear--Continued	0431						
Boots	0115	12/80	120.5	121.5	123.0	5.1	1.2
Work shoes or boots	0117	12/80	127.9	131.2	133.0	6.8	1.4
Houseslippers, except slipper socks	0118	06/85	117.0	(?)	117.3	10.7	(?)
Men's non-leather upper footwear	03						
Men's other upper dress and casual shoes	0303	06/83	90.8	93.2	93.5	(?)	.3
Women's footwear	0432						
Women's leather upper footwear	01		237.3	238.0	240.0	3.3	.8
Dress shoes	0101	12/80	230.2	231.6	235.1	5.4	1.5
Casual shoes	0103	12/80	114.6	113.2	113.4	-.9	.2
House slippers, except slipper socks	0104	06/85	110.8	111.6	113.9	5.8	2.1
Sandals	0105	12/80	115.3	115.3	116.5	9.4	1.0
Boots	0107	12/80	80.1	83.1	(?)	(?)	(?)
Women's plastic upper footwear	03	12/80	106.0	107.9	107.8	(?)	-.1
Dress shoes	0301	12/80	104.8	103.7	103.7	-.8	0
Casual shoes	0303	12/80	106.0	106.7	106.7	.7	0
Women's other non-leather upper footwear	04	12/80	109.2	105.9	105.9	-2.9	0
Casual footwear	0403	12/80	124.3	126.6	126.5	3.6	-.1
House slippers, except slipper socks	0407	06/85	107.0	107.0	107.0	(?)	0
			113.0	116.3	116.1	5.4	-2
Children's footwear (size 8 1/2 - 12)	0433						
Children's leather upper footwear	0141	06/80	225.7	227.5	227.6	3.6	0
Children's non-leather upper footwear	0143	06/80	122.9	124.6	124.7	2.5	.1
Non-leather house slippers, except slipper socks	0145	06/85	113.9	113.9	113.9	(?)	0
			100.5	(?)	(?)	(?)	(?)
Misses' footwear (size 12 1/2 - 2 1/2)	0434						
Misses' leather upper footwear	0147	06/80	105.4	107.4	107.2	2.9	-.2
			105.6	108.6	108.4	3.8	-.2
Youths', boys' ftwear. (size 12 1/2-6)	0435						
Youths' and boys' leather upper footwear	0153	06/80	122.2	122.2	122.2	1.8	0
			119.4	119.4	119.4	(?)	0
Infants', babies' ftwear. (size 1-8)	0436						
Infants' and babies' leather upper footwear	0159	06/80	118.3	120.6	119.2	1.9	-1.2
			118.6	119.2	119.1	1.9	-.1
Athletic footwear	0437						
Athletic footwear designed for sports	0165	06/80	110.8	110.8	110.8	3.1	0
			126.2	126.2	126.2	(?)	0
Other leather and related products	044						
Luggage and small leather goods	0441		277.6	281.6	282.6	3.7	.4
Hand luggage	0112	12/84	220.9	223.9	225.5	2.5	.7
Luggage other than hand luggage	0113	12/84	93.8	93.4	97.5	5.2	4.4
Women's & children's handbags & purses	0128	06/82	107.5	108.3	109.2	4.2	.8
Other personal leather goods	0132	06/82	113.7	117.9	116.6	1.0	-1.1
			112.4	112.6	112.6	.8	0
Gloves	0442						
All leather dress & semidress gloves and mittens	0103	06/85	344.8	352.4	353.4	4.0	.3
All leather work gloves and mittens	0104	06/85	105.1	105.1	105.4	3.8	.3
			101.0	104.1	104.4	4.1	.3
Industrial leather	0443						
Industrial leather belting/other industrial products	0103	06/85	411.6	(?)	419.9	8.3	(?)
			108.3	(?)	110.5	8.3	(?)
Footwear cut stock	0444						
Boot and shoe cut stock and findings	0102	12/84	466.7	472.0	472.7	5.1	.1
			108.3	109.6	109.7	5.1	.1
Leather/leather-like goods, n.e.c.	0445						
Leather/leather-like goods, other than belts	0101	06/85	101.7	103.4	103.0	5.7	-.4
Leather belts	0111	06/85	101.8	104.6	104.2	3.0	-.4
			101.7	102.4	101.9	7.7	-.5
Fuels and related products and power	05						
Coal	051		483.0	511.8	501.1	10.7	-2.1
Anthracite	0511		517.8	515.4	512.8	-4.6	-.5
Prepared anthracite shipped	01		636.7	639.1	641.0	.9	.3
			625.2	628.0	630.3	1.3	.4
Bituminous coal	0512		513.5	511.1	508.4	-4.7	-.5
Spot sales of prepared bituminous coal	02		416.2	412.0	413.3	-3.9	.3
Steam electric utilities	0209	12/73	134.1	132.1	132.5	-4.1	.3
Metallurgical/coke producers	0212		650.2	662.9	660.0	(?)	-.4
All other industrial users	0215	06/83	92.2	92.2	93.2	-2.5	1.1
Contract sales of prepared bituminous coal	03	06/78	147.5	147.5	146.5	-2.7	-.7
Steam electric utilities	0301	06/76	189.3	189.8	188.3	-2.2	-.8
Metallurgical/coke producers	0303	06/76	88.8	86.5	86.5	(?)	0
All other industrial users	0306	06/76	124.2	123.8	123.5	-2.4	-.2
Prepared bituminous coal, resid./comm. use	05	12/86	100.0	77.1	77.1	(?)	0
Prepared bituminous coal, intracomp. trans	07	12/86	99.6	98.4	97.6	(?)	-.8
Unprepared coal	08	12/81	109.6	109.8	109.6	-4.5	-.2
Coke oven products	052						
			387.6	379.7	379.7	-6.5	0

See footnotes at end of table.

Table 6. Producer price indexes and percent changes for commodity groupings and individual items—Continued

(1967 = 100 unless otherwise indicated)

Commodity	Commodity code	Other index base	Index			Unadjusted percent change to Sep. 1987 From:	
			May 1987 ¹	Aug. 1987 ¹	Sep. 1987 ¹	Sep. 1986	Aug. 1987
Coke	0522						
Coke	0101		366.3	361.5	361.5	-10.0	0
Other coke furnace products	0198	12/86	119.4	114.0	114.0	(²)	0
Gas fuels	053		788.6	792.7	801.3	3.2	1.1
Natural gas ³	0531		1063.5	1069.0	1,074.4	-4	.5
Interstate	0102		347.9	355.1	347.9	-8.3	-2.0
Intrastate	0103		175.0	168.4	182.0	30.0	8.1
Liquefied petroleum gas	0532		369.5	370.7	387.7	31.0	4.6
Propane	0104	06/77	91.9	96.5	102.9	2.6	6.6
Butane	0105	06/77	154.1	147.6	156.6	59.5	6.1
Ethane	0106	06/77	72.1	62.0	62.9	-9.9	1.5
Other natural gas liquids	0107	06/84	61.8	63.5	65.5	78.5	3.1
Electric power	054		446.8	465.5	465.3	-3	0
Commercial power, 40 kw demand	0542		367.5	385.3	384.9	-3	-1
New England	1101	12/70	314.3	363.3	362.3	4.4	-3
Mid-Atlantic	1204	12/70	337.6	365.9	362.1	-4.4	-1.0
East North Central	1307	12/70	333.6	353.4	351.8	-2.2	-5
West North Central	1411	12/70	300.3	329.8	329.3	-1	-2
South Atlantic	1514	12/70	316.6	317.0	322.0	2.4	1.6
East South Central	1617	12/70	377.2	372.7	373.8	-8	.3
West South Central	1721	12/70	321.0	346.8	345.4	.4	-4
Mountain	1824	12/70	300.0	305.1	301.1	-3.6	-1.3
Pacific	1927	12/70	438.4	440.0	440.0	4.8	0
Industrial power, 500 kw demand	0543		528.9	547.7	547.8	-5	0
New England	1101	12/70	423.9	465.6	462.6	5.3	-6
Mid-Atlantic	1204	12/70	534.0	511.1	515.6	-4.7	.9
East North Central	1307	12/70	420.4	430.8	428.8	-1.7	-5
West North Central	1411	12/70	389.1	456.7	456.7	1.6	0
South Atlantic	1514	12/70	456.6	504.2	506.2	6.5	.4
East South Central	1617	12/70	504.4	489.4	490.4	-1.1	.2
West South Central	1721	12/70	465.5	489.3	488.6	-9	-1
Mountain	1824	12/70	431.0	431.1	426.5	-4.9	-1.1
Pacific	1927	12/70	675.8	697.6	697.6	-4.6	0
Crude petroleum (domestic production)	0561		401.4	448.1	425.1	36.3	-5.1
Petroleum products, refined	057		426.9	468.6	448.2	22.1	-4.4
Gasoline	0571		392.4	429.5	408.7	20.7	-4.8
Leaded regular motor gasoline	02	02/73	364.5	401.3	379.0	21.5	-5.6
Sales to jobbers, retailers and other resellers	0202	02/73	420.7	462.8	437.2	21.5	-5.5
Sales to end users	0203	02/73	405.7	456.6	429.6	22.5	-5.9
Premium grade motor gasolines	03	02/73	350.0	378.4	367.3	21.7	-2.9
Sales to jobbers, retailers and other resellers	0302	02/73	397.6	429.8	417.1	21.7	-3.0
Sales to end users	0303	02/73	403.3	437.9	425.5	24.1	-2.8
Unleaded gasoline	04	06/77	135.3	148.4	140.6	20.3	-5.3
Sales to jobbers, retailers and other resellers	0402	06/77	137.9	151.2	143.3	20.2	-5.2
Sales to end users	0403	06/77	137.7	152.0	144.1	20.8	-5.2
Kerosene and jet fuels	0572		512.1	577.0	579.3	35.7	.4
Kerosene	02						
Kerosene	0201	02/73	409.9	448.0	428.7	15.1	-4.3
Jet fuels	03	02/73	429.5	485.8	490.5	38.6	1.0
Kerosene-type	0301	02/73	437.9	493.7	494.1	36.7	.1
Naphtha-type	0303	06/85	58.9	67.6	70.8	47.2	4.7
Light fuel oils	0573		539.8	601.3	574.9	22.6	-4.4
Fuel oil no. 2	02						
Fuel oil no.2 to resellers	0201	02/73	447.6	494.1	464.7	18.0	-6.0
#2 diesel fuel	03	02/73	423.3	474.7	458.6	27.1	-3.4
Other light fuel oils	04						
Other light fuel oils	0401	06/85	65.4	73.3	71.8	15.4	-2.0
Residual fuels	0574		639.9	721.6	646.6	54.3	-10.4
Sales to resellers	07	06/85	74.9	79.2	65.1	33.7	-17.8
Containing < 1% sulfur	0701	12/80	52.4	56.3	49.3	37.3	-12.4
Containing > 1% sulfur	0702	12/80	62.8	66.0	52.5	28.7	-20.5
Sales to end users	08						
Sales to end users	0801	06/85	69.2	81.5	77.0	68.5	-5.5
Finished lubricants	0576		348.2	345.0	343.7	-4.0	-4
Lubricating grease	03	12/80	108.1	107.3	105.1	-3.1	-2.1
Lubricating grease	0303	06/85	98.6	97.9	95.9	-3.1	-2.0
Lubricating and similar oils	04						
Lubricating and similar oils	0401	06/85	92.6	91.7	91.5	-4.2	-2

See footnotes at end of table.

Table 6. Producer price indexes and percent changes for commodity groupings and individual items—Continued

(1967=100 unless otherwise indicated)

Commodity	Commodity code	Other index base	Index			Unadjusted percent change to Sep. 1987 From:	
			May 1987 ¹	Aug. 1987 ¹	Sep. 1987 ¹	Sep. 1986	Aug. 1987
Petroleum and coal products, n.e.c.	058	12/84	60.4	63.7	64.6	1.9	1.4
Petroleum and coal products, n.e.c.	0581						
Petroleum coke	0111	06/85	63.8	61.7	68.7	4.1	11.3
Asphalt (liquid)	0112	06/85	50.8	56.2	55.7	4.5	-9
Other petroleum and coal products	0119	12/84	96.2	95.4	95.4	-4.0	0
Chemicals and allied products	06		309.6	312.8	314.1	5.6	.4
Industrial chemicals	061		335.8	335.9	335.7	5.9	-1
Basic inorganic chemicals⁴	0613						
Alkalies and chlorine	01	12/73	291.0	292.6	292.7	-7	0
Chlorine liquid	0101	12/73	239.8	250.7	245.0	5.6	-2.3
Natural sodium carbonate	0103	12/73	269.8	277.0	274.9	2.8	-8
Sodium hydroxide, liquid (caustic soda)	0104	12/73	285.4	289.4	290.6	1.4	.4
Other inorganic chemicals	02	12/73	203.5	222.3	208.3	12.5	-6.3
Aluminum oxide	0204	12/74	306.8	305.9	307.5	-1.9	.5
Aluminum hydroxide	0206	06/87	(?)	262.7	(?)	(?)	(?)
Calcium carbide	0211	12/74	(?)	98.9	99.0	(?)	.1
Lime, inc. quick, hydrated & dead burned dolomite	0213	12/73	198.5	(?)	(?)	(?)	(?)
Hydrochloric acid	0221	12/73	295.4	296.1	295.9	1.1	-1
Sulfuric acid	0232	06/87	222.4	218.9	222.5	2.0	1.6
Other inorganic acids	0242	12/82	(?)	98.4	98.4	(?)	0
Barite	0252	12/84	91.7	90.6	91.0	-4.4	.4
Sodium sulfate	0266	12/73	82.4	80.6	80.6	-11.2	0
Sodium tripolyphosphate (STPP)	0268	06/87	472.7	(?)	(?)	(?)	(?)
Rock salt	0271	12/84	(?)	97.0	98.3	(?)	1.3
Sulfur	0272	12/84	102.1	102.0	102.2	-1	.2
Processed or refined potassium salts	0274	12/84	94.6	84.5	87.0	-15.5	3.0
Gypsum	0276	12/84	87.2	90.1	93.6	11.8	3.9
Other inorganic chemicals	0282	12/82	97.5	104.7	100.8	-6.5	-3.7
Basic organic chemicals⁴	0614		101.0	102.0	102.2	-1.1	.2
Primary	01	12/73	353.9	353.4	353.1	8.9	-1
Benzene	0101	12/73	433.9	399.6	406.3	35.9	1.7
Ethylene	0121	12/73	565.8	325.4	303.0	24.2	-6.9
Propylene, chemical grade	0131	12/73	435.2	452.9	491.3	12.5	8.5
Propylene, polymer grade	0132	12/73	536.2	640.1	678.4	72.7	6.0
Toluene	0141	12/73	(?)	596.1	628.4	(?)	5.4
Intermediate	02	12/73	405.7	398.9	369.9	12.6	-7.3
Ethylene oxide	0221	12/73	423.8	424.7	422.2	5.7	-6
Formaldehyde	0231	12/73	410.1	(?)	(?)	(?)	(?)
Other intermediate organic chemicals	0299	06/87	(?)	384.6	(?)	(?)	(?)
Other basic organics	03	12/73	100.3	99.6	99.6	(?)	-7
Dichlorodifluoromethane	0331	12/73	274.4	282.1	280.8	.6	-5
Ethanol (ethyl alcohol)	0341	12/73	259.6	(?)	(?)	(?)	(?)
Ethyl acrylate, monomer	0343	12/75	307.4	310.6	302.2	-3.7	-2.7
Isopropanol (isopropyl alcohol), synthetic	0356	12/73	166.8	(?)	(?)	(?)	(?)
Methanol (methyl alcohol)	0363	12/73	336.2	(?)	(?)	(?)	(?)
Propylene glycol	0375	12/73	348.9	(?)	(?)	(?)	(?)
Other basic organics	0399	06/87	(?)	102.5	102.2	(?)	-3
Paints and allied products	062		300.5	304.6	302.9	2.2	-6
Prepared paint	0621						
Architectural coatings	01		283.3	284.6	284.7	.8	0
Interior water based paint	0101		289.7	291.3	291.5	1.1	.1
Interior solvent based paint	0131		252.8	255.3	255.3	1.3	0
Exterior solvent based paint	0171	06/83	316.1	316.9	316.9	1.1	0
Exterior water based paint	0181	06/83	113.1	113.5	113.5	.8	0
OEM finishes	02		102.5	102.8	103.1	1.0	.3
OEM finishes	0201	06/83	104.2	104.2	104.3	.1	.1
Special purpose coatings	03						
Special purpose coatings	0301	06/83	106.5	107.5	107.5	1.5	0
Paint materials	0622						
Paint resins	01	06/76	325.1	334.6	329.4	5.1	-1.6
Paint colors	02	06/76	135.7	136.5	136.5	-8.8	0
Chrome colors	0204	06/83	187.8	192.8	193.2	6.9	.2
Iron oxide pigments	0206	06/83	114.6	114.5	114.5	4.7	0
Titanium pigments	0209	06/83	112.9	115.7	116.1	4.7	.3
Colored lead pigments	0212	06/83	331.2	329.1	329.1	2.9	0
Phthalocyanine blue (blue 15)	0216	06/76	129.1	185.9	(?)	(?)	(?)
All other organic pigments	0298	06/87	207.9	208.1	207.9	(?)	-1
All other inorganic pigments	0299	06/83	(?)	101.3	102.4	(?)	1.1
Paint solvents	03	06/76	108.3	114.6	114.4	7.4	-2
Paint fillers	04	06/76	147.4	156.8	147.4	(?)	-6.0
Kaolin and ball clay	0407	06/76	162.7	163.1	163.2	-9	.1
Talc, soapstone and pyrophyllite	0409	06/76	179.1	179.2	179.4	-1.2	.1
			239.7	244.5	243.1	1.5	-6

See footnotes at end of table.

Table 6. Producer price indexes and percent changes for commodity groupings and individual items—Continued

(1967 = 100 unless otherwise indicated)

Commodity	Commodity code	Other index base	Index			Unadjusted percent change to Sep. 1967 From:	
			May 1987 ¹	Aug. 1987 ¹	Sep. 1987 ¹	Sep. 1986	Aug. 1987
Allied and miscellaneous paint products	0623	06/83	106.1	107.2	107.2	0.3	0
Allied paint products	0101	06/83	105.8	105.8	105.8	1.1	0
Putty and putty products	0102	06/83	110.8	110.8	110.8	3.0	0
Miscellaneous paint products	0103	06/83	105.6	107.1	107.1	-4	0
Drugs and pharmaceuticals	063		293.0	293.0	296.2	7.2	1.1
Medicinal and botanical chemicals	0631		202.6	202.3	201.7	.3	-3
Synthetic organic medicinal chemicals, bulk	0201	06/82	86.7	86.6	86.3	.6	-3
Other medicinals and botanicals, bulk	0202	06/82	101.7	101.3	101.0	-7	-3
Preparations, veterinary	0634	06/81	98.6	99.5	99.6	1.8	.1
Prescription	01						
Prescription	0109	06/81	91.0	92.2	92.2	1.7	0
Non-prescription	02	06/81	109.9	109.9	110.5	1.9	.5
Other non-prescription	0209	06/81	113.9	113.9	113.9	1.6	0
Preparations, ethical (prescription)	0635		300.4	300.0	305.2	9.9	1.7
Systemic anti-infectives	01		182.9	182.5	183.7	5.9	.7
Broad spectrum penicillins	0112	06/81	117.1	114.5	117.1	2.3	2.3
Anti-arthritis	02		456.9	456.9	456.9	5.5	0
Antispasmodic/antisecretory	05		390.3	391.4	391.4	11.9	0
Cardiovascular therapy	06		339.4	340.8	342.2	7.8	.4
Antihypertensive drugs	0611	06/81	186.8	188.0	189.7	10.7	.9
Vasodilators	0612	06/81	168.9	166.1	166.1	1.4	0
Other cardiovasculars	0619	06/81	193.6	196.2	196.2	8.4	0
Hormones	08		268.7	235.0	268.7	9.8	14.3
Diuretics	09		200.0	200.0	210.4	12.7	5.2
Dermatologicals	11		334.4	333.5	336.4	5.9	.9
Analgesics, internal	13		320.8	336.0	336.0	10.6	0
Codeine and combinations	1311	06/81	190.8	190.8	190.8	9.3	0
Cough and cold preparations	15		402.8	427.6	426.1	5.9	-4
Vitamins	16		239.2	242.3	242.3	5.6	0
Multivitamins	1611	06/81	167.5	167.5	167.5	5.5	0
Hospital solutions	17	06/81	(²)	80.2	80.0	(²)	-2
Miscellaneous ethical preparations	99	06/81	213.9	217.9	220.2	12.3	1.1
Anticoagulants	9913	06/81	115.0	125.7	125.5	13.6	-2
Anticonvulsants	9914	06/81	174.3	(²)	198.8	(²)	(²)
Bronchial therapy	9916	06/81	172.1	174.9	174.9	8.6	0
Cancer therapy products	9917	06/81	273.2	288.0	288.0	14.6	0
CNS stimulants	9918	06/81	247.2	256.4	253.6	13.2	-1.1
Contraceptives, exc. devices, implants, kit, etc.	9919	06/81	174.7	(²)	(²)	(²)	(²)
Muscle relaxants	9922	06/81	191.2	191.2	191.2	8.8	0
Nutrients and supplements	9923	06/81	158.6	161.8	(²)	(²)	(²)
Ophthalmic and otic preparations	9924	06/81	200.4	203.7	203.7	5.5	0
Psychotherapeutics	9925	06/81	231.0	233.2	239.2	14.7	2.6
Other miscellaneous ethical preparations	9999	06/81	188.1	191.6	191.6	11.2	0
Preparations, proprietary (over counter)	0636		339.4	340.9	340.0	3.3	-3
Vitamins	01		225.8	227.1	227.1	2.9	0
Adult multivitamins	0111	06/81	123.6	124.4	124.3	3.7	-1
B-complex	0112	06/81	111.4	113.1	113.1	2.4	0
Other vitamins	0119	06/81	111.5	111.5	111.5	.2	0
Cough and cold preparations	02		362.3	363.7	363.7	5.3	0
Cough syrups, expectorants, drops, lozenges, etc.	0221	06/81	138.1	138.1	138.1	3.8	0
Cold tablets, capsules	0222	06/81	177.2	177.6	177.6	4.2	0
Decongestants	0223	06/81	181.4	184.3	184.3	7.1	0
Other cough and cold preparations	0229	06/81	161.1	161.1	161.1	5.2	0
Laxatives	03		364.5	364.5	364.5	4.3	0
Analgesics, internal	04		421.5	421.4	419.6	1.2	-4
Aspirin/aspirin-salicylate compounds	0411	06/81	178.6	178.5	177.5	.7	-6
Non-aspirin	0412	06/81	138.1	138.1	138.1	2.9	0
External analgesics and counterirritants	06		214.7	219.9	212.5	-2.0	-3.4
Antiseptics and antibacterials	07		303.0	302.0	302.0	-3	0
Antacids	08		330.0	331.4	331.4	5.9	0
Liquids	0811	06/81	158.0	158.0	158.0	4.2	0
Other antacids	0819	06/81	143.6	144.8	144.8	7.4	0
Dermatologicals	09	06/81	151.4	151.4	150.7	5.0	-5
Miscellaneous proprietary preparations	99	06/81	148.4	150.6	149.6	4.5	-7
Other miscellaneous proprietary preparations	9999	06/81	139.4	141.5	139.3	4.3	-1.6
Biological products	0637	06/80	139.2	139.4	140.9	8.4	1.1
Blood & derivatives, human use	11	06/80	115.1	113.4	112.7	8.6	-6
Other blood derivatives	1104	12/80	(²)	115.1	114.0	(²)	-1.0
Vaccines, toxoids, & antigens	12	06/80	174.1	174.1	174.1	10.7	0
Antigens	1213	06/80	154.2	(²)	(²)	(²)	(²)
Diagnostics & other biologicals	14	06/80	156.5	157.0	159.8	7.8	1.8
Diagnostic substances	1402	12/80	121.8	122.2	124.6	5.9	2.0
Allergenic products	1403	06/80	(²)	212.8	212.8	(²)	0
Biologicals for veterinary use	15						
Vaccines & viruses, vet. use	1514	06/80	86.1	87.6	87.6	2.5	0
Other biologicals for veterinary use	1516	06/87	(²)	100.0	(²)	(²)	(²)

See footnotes at end of table.

Table 6. Producer price indexes and percent changes for commodity groupings and individual items—Continued

(1967 = 100 unless otherwise indicated)

Commodity	Commodity code	Other index base	Index			Unadjusted percent change to Sep. 1987 From:	
			May 1987 ¹	Aug. 1987 ¹	Sep. 1987 ¹	Sep. 1986	Aug. 1987
Biological products—Continued	0637						
Biological prod. for indus. & other uses	16	06/87	(²)	105.0	103.7	(²)	-1.2
Fats and oils, inedible	064		243.1	248.3	254.9	32.2	2.7
Fats and oils, inedible	0641						
Fish and marine animal oil	0121		220.9	228.1	228.1	-12.6	0
Tallow, incl. inedible animal stearin	0151		272.6	281.7	287.7	45.6	2.1
Grease, other than wool grease	0181	12/82	99.3	98.1	102.9	37.2	4.9
Agricultural chemicals and chemical prod	065		282.0	285.2	288.0	5.4	1.0
Mixed fertilizers	0651		253.1	257.4	263.0	5.4	2.2
Fertilizer materials	0652		216.9	219.5	219.1	8.1	-.2
Nitrogenates	01		173.1	168.8	164.4	3.9	-2.6
Anhydrous ammonia	0105		254.6	244.7	230.8	8.6	-5.7
Solid & solution nitrate	0111		130.4	132.0	122.2	-13.6	-7.4
Nitrogen solutions	0126		85.9	83.3	85.6	-4.5	2.8
Urea	0136		138.7	137.9	143.5	6.3	4.1
Phosphates	02		275.8	287.1	291.7	11.4	1.6
Phosphate rock, processed	0259	12/82	81.7	80.6	79.3	-12.7	-1.6
Triple superphosphates	0263		314.1	315.5	335.7	29.3	6.4
Ammonium phosphates	0265	12/74	122.9	135.9	140.8	18.6	3.6
Other agricultural chemicals	0653		476.3	481.0	489.6	2.5	1.8
Nonhousehold insecticides	0101	06/82	112.7	112.4	113.1	-.6	.6
Nonhousehold herbicides	0102	06/82	94.4	96.0	97.4	2.4	1.5
Nonhousehold fungicides	0103	06/82	88.4	88.4	98.2	11.6	11.1
Other nonhousehold pesticides	0104	06/82	116.0	115.9	116.1	9.8	.2
Household pesticides	0105	06/82	102.4	103.6	104.6	1.4	1.0
Plastic resins and materials	066		303.3	321.5	324.4	11.8	.9
Thermoplastic resins	0662	12/80	110.3	117.0	118.0	13.9	.9
Polyester resins, saturated	02						
Polyester resins saturated	0201	12/80	133.4	137.0	(²)	(²)	(²)
Low density polyethylene resins	03	12/80	110.7	118.9	118.8	18.4	-.1
PE resin, low, film and sheeting	0301		225.0	250.9	251.6	(²)	.3
PE resin, low, for all other users, except LDPE	0303	12/80	128.8	126.6	128.2	(²)	1.3
High density polyethylene resins	04	12/80	100.9	109.6	109.8	(²)	.2
PE resin, high, blow molding	0401	12/75	(²)	161.5	162.3	7.8	.5
PE resin, high, for all other users	0402	12/86	107.0	116.5	116.5	(²)	0
Polypropylene resins	05	12/80	116.8	124.1	121.5	16.9	-2.1
Polypropylene for injection molding	0501	12/75	177.5	186.4	180.0	17.4	-3.4
Polypropylene for fiber and filament	0502	12/75	161.0	175.0	167.1	22.4	-4.5
Styrene plastics materials	06	12/80	120.1	125.2	127.9	19.8	2.2
Polystyrene resins, rubber modified	0602		329.2	337.3	340.1	(²)	.8
All other styrene plastic materials	0609	06/83	124.1	133.6	131.1	(²)	-1.9
Vinyl and vinylidene resins	07	12/80	98.9	107.6	111.4	19.0	3.5
Polyvinyl chloride	0701		203.4	221.3	229.1	21.2	3.5
Nylon resins	0801	06/83	87.3	88.9	(²)	(²)	(²)
Other thermoplastic resins	09	12/80	111.5	115.0	114.2	-.2	-.7
Other nonengineering thermoplastic resins	0901	12/80	116.8	116.8	116.8	.1	0
Other engineering thermoplastic resins	0902	06/83	87.3	90.5	88.5	(²)	-2.2
Thermosetting resins	0663	12/80	112.4	121.2	122.4	8.0	1.0
Phenolic & tar acid resins	02	12/80	118.5	139.2	143.1	30.1	2.8
Phenolic molding compounds	0201		285.1	292.0	292.0	15.7	0
All other phenolic & tar acid resins	0202	12/75	167.6	205.2	212.7	34.7	3.7
Polyester resins, unsaturated	03						
Urea-formaldehyde resins	04						
All other thermosetting resins	05	12/80	109.4	115.0	115.6	1.0	.5
All other thermosetting resins	0599	12/80	107.8	114.0	114.6	.1	.5
Other chemicals and allied products	067		288.3	289.5	290.3	1.9	.3
Soap and synthetic detergents	0671		277.1	277.8	278.3	2.8	.2
Soaps & synth. detergents, ex. glycerin	04	06/83	105.3	105.6	105.7	2.8	.1
Soaps and detergents, nonhousehold	0401	06/83	107.9	108.6	109.2	3.0	.6
Household detergents	0402		260.5	261.1	261.3	3.7	.1
Household soap, except specialty cleaners	0403	06/83	118.4	118.3	118.3	-.2	0
Specialty cleaning, polish, & san. prods	0672	06/83	106.1	106.5	107.1	1.6	.6
Household bleaches	0101	06/83	104.7	107.1	108.1	3.2	.9
Specialty cleaning and sanitation products	0102	06/83	104.6	104.7	105.7	1.4	1.0
Polishing preparations and related products	0103	06/83	110.1	110.4	109.0	.5	-1.3
Cosmetics and other toilet preparations	0675		256.5	257.1	258.2	1.3	.4
Shaving preparations	02	06/80	125.2	132.4	132.1	3.0	-.2
Aftershave preparations	0205	12/71	190.0	190.0	190.0	4.7	0

See footnotes at end of table.

Table 6. Producer price indexes and percent changes for commodity groupings and individual items—Continued

(1967 = 100 unless otherwise indicated)

Commodity	Commodity code	Other index base	Index			Unadjusted percent change to Sep. 1987 From:	
			May 1987 ¹	Aug. 1987 ¹	Sep. 1987 ¹	Sep. 1986	Aug. 1987
Cosmetics and other toilet preparations—Continued	0675						
Perfume, cologne & toilet water	03	06/80	148.2	154.6	154.2	1.6	-0.3
Perfume	0301		335.9	338.7	338.7	1.7	0
Cologne and toilet water	0305		266.9	282.9	282.1	-1.9	-3
Hair preparations	04	06/80	123.7	122.2	122.2	2.8	0
Synthetic organic detergent shampoo	0405	06/80	104.6	103.5	104.0	-9	.5
Hair tonics (inc. conditioners)	0411		260.2	252.2	251.7	-4.0	-2
Hair dressings	0421	06/80	141.4	140.0	140.2	.5	.1
Hair spray (aerosol)	0425	12/71	291.8	291.8	291.8	11.3	0
Home and commercial permanents	0431		247.5	240.5	238.5	2.7	-8
Hair coloring	0441	06/80	139.8	139.3	139.3	3.3	0
Dentifrices	05	06/80	122.8	123.6	124.0	(?)	.3
Toothpaste	0501		218.0	218.0	218.0	(?)	0
Creams	06	06/80	152.6	152.6	152.6	2.9	0
Cleansing creams	0601		426.0	426.0	426.0	6.0	0
Foundation creams	0602	06/80	140.9	141.1	141.1	3.1	0
Lubricating creams	0603	06/80	159.6	159.6	159.6	1.0	0
Other creams	0604	06/80	138.3	138.3	138.3	.3	0
Lotions and oils	07	06/80	132.9	132.8	139.4	3.0	5.0
Suntan & sunscreen	0701	06/80	129.3	129.3	130.6	1.8	1.0
Hand lotions	0704		189.6	189.6	189.6	-6.2	0
Other lotions and oils	0705	06/80	124.0	123.8	140.8	14.4	13.7
Cosmetics	08	06/80	148.4	146.4	146.7	-11.3	.2
Lip preparations	0801		182.0	182.0	182.2	-28.0	.1
Blushes	0802	06/80	144.7	136.8	138.0	-3.2	.9
Eye preparations	0803	12/71	206.7	204.8	205.0	.6	.1
Deodorant	09	06/80	131.1	131.0	131.0	4.0	0
Cream, liquid and roll-on deodorant	0902	06/80	140.7	142.3	142.2	2.3	-1
Manicure preparations	11	06/80	115.0	115.0	115.0	0	0
Nail lacquer and enamel remover	1102	12/86	100.0	100.0	100.0	(?)	0
Powders	12	06/80	146.2	146.2	146.2	.4	0
Face powder	1202		290.1	290.1	290.1	1.4	0
Wet application powder	1203	06/80	140.4	140.4	140.4	0	0
Bath oils and salts	13						
Other cosmetics and toiletries	1901	06/80	110.8	112.8	112.7	(?)	-1
Misc. chemical prod. and preparations	0679						
Essential oils	01		312.7	314.7	315.3	1.9	.2
Explosives	02		210.3	221.0	239.6	20.3	8.4
Other blasting accessories	0225		322.6	319.4	319.4	3.7	0
ANFO, except slurry	0231		386.8	386.8	386.8	5.9	0
Industrial gases	03	06/81	270.6	256.1	256.1	-1.5	0
Acetylene	0301	06/81	111.6	110.2	110.2	-1.6	0
Carbon dioxide	0302	06/81	120.6	120.6	120.6	0	0
Nitrogen	0303	06/81	126.4	114.5	110.4	-2.8	-3.6
Oxygen	0304	06/81	96.7	96.9	96.9	-1.7	0
Adhesives and sealants	04	12/83	114.7	112.5	112.5	-1.9	0
Natural base glues and adhesives	0401	12/83	105.1	106.6	106.6	2.9	0
Synthetic resin and rubber adhesives	0402	12/83	110.8	110.8	110.8	.5	0
Caulking compounds and sealants	0403	12/83	102.7	104.7	104.8	5.4	.1
Surface active agents	05	12/83	106.4	106.8	106.8	-5.6	0
Textile and leather assistants and	0501	12/83	103.9	105.4	106.2	2.4	.8
Bulk surfactants	0502	12/83	102.3	103.4	104.3	.7	.9
Gum and wood chemicals	06	06/84	103.9	105.4	106.2	2.4	.8
Hardwood distillation products	0603	06/84	102.2	99.5	97.1	-3.5	-2.4
Tall oils	0606		103.8	103.8	103.8	.1	0
Other miscellaneous chemical products	09		127.9	121.1	114.4	-19.0	-5.5
Salt, evaporated and solar	0904	06/85	302.0	304.7	305.3	2.2	.2
Carbon, black	0918	12/83	97.8	97.1	97.2	.7	.1
Printing ink	0919	06/84	86.2	87.6	87.7	11.0	.1
Automotive chemicals	0951	06/85	109.2	109.3	109.6	.9	.3
Water-treating compounds	0961	06/85	96.8	(?)	(?)	(?)	(?)
Other chemical preparations, n.e.c.	0999	06/85	102.3	102.6	102.9	1.5	.3
			99.8	100.0	100.2	.1	.2
Rubber and plastic products	07		246.1	249.2	250.0	1.8	.3
Rubber and rubber products	071		263.7	268.3	268.6	2.8	.1
Crude rubber	0711		267.2	283.2	283.5	16.0	.1
Synthetic rubber	02		284.8	302.2	302.5	16.2	.1
Styrene butadiene-solid	0219	06/81	86.2	96.6	96.1	33.5	-5
Other synthetic rubber	0299	06/81	106.8	106.2	106.3	4.2	.1
Reclaimed rubber	03						
Reclaimed rubber	0321		196.9	(?)	(?)	(?)	(?)
Tires, tubes, tread, & repair materials	0712		230.7	232.4	232.2	-5	-1
Tires	01		227.7	229.3	229.2	-7	0
Passenger car pneumatic tires, bias-ply	0101		223.4	224.1	227.0	-1.2	1.3
Passenger car pneumatic tires, bias-belted	0102	12/74	161.4	163.5	163.1	-3.9	-2
Passenger car pneumatic tires, radials	0103	12/74	157.1	158.0	157.4	-1.3	-4
Truck/bus tires, including off-highway	0105		235.9	238.3	238.2	0	0

See footnotes at end of table.

Table 6. Producer price indexes and percent changes for commodity groupings and individual items—Continued

(1967 = 100 unless otherwise indicated)

Commodity	Commodity code	Other index base	Index			Unadjusted percent change to Sep. 1987 From:	
			May 1987 ¹	Aug. 1987 ¹	Sep. 1987 ¹	Sep. 1986	Aug. 1987
Tires, tubes, tread, & repair materials--Continued	0712						
Tractor/implement tires	0111		267.6	269.6	269.6	1.2	0
Tread rubber, tire sundries, & repair matl	03	06/81	105.4	106.4	106.1	-.1	-.3
Tread rubber, natural and synthetic	0351	06/81	100.3	101.2	101.1	-2.3	-.1
Other tire sundries and repair materials, n.e.c.	0353	06/81	124.0	125.3	124.7	6.7	-.5
Miscellaneous rubber products	0713						
Footwear	01		301.6	305.2	306.3	2.0	.4
Protective footwear	0107	12/80	249.5	253.0	252.4	1.8	-.2
Non-protective footwear, fabric upper	0108	12/86	123.6	123.7	124.3	-.2	.5
Rubber belts and belting	03		100.3	102.0	101.6	(?)	-.4
Conveyor and elevator	0361		334.2	327.5	328.3	-2.7	.2
Motor vehicle belts	0364		328.7	328.7	328.7	-.1	0
Non-flat rubber and plastic belts	0369	06/83	344.8	(?)	(?)	(?)	(?)
Rubber hose	04		100.5	93.6	94.5	-6.7	1.0
Hose, long length, textile, nonhydraulic	0453	12/81	305.5	306.4	308.1	2.1	.6
Hose, machine made, wrapped	0459	12/81	(?)	(?)	105.0	3.1	(?)
Hose, braided or loomed, helical reinforced	0463	12/81	136.8	(?)	(?)	(?)	(?)
Hose, hydraulic	0481	12/71	98.5	98.5	88.4	-10.1	-10.3
Hose, mandrel made, textile, nonhydraulic	0482	12/81	216.5	(?)	222.2	3.8	(?)
Hose, mandrel made, wire, nonhydraulic	0483	12/81	(?)	115.7	115.8	2.7	.1
All other rubber hose	0484	12/81	61.0	62.1	62.1	(?)	1.8
Rubber roll covering	05	06/79	106.4	107.3	108.3	1.5	.9
Paper mill roll covering	0502	06/79	153.9	155.2	156.8	9.3	1.0
Steel mill roll covering	0503	06/79	153.3	153.3	155.2	(?)	1.2
All other, roll covers	0504	06/79	147.0	149.4	151.2	(?)	1.2
Miscellaneous rubber products, n.e.c.	06	06/83	163.2	165.9	167.1	(?)	.7
Molded rubber mechanical goods	0602	06/83	104.9	106.7	107.1	2.4	.4
Extruded and lathe cut, mechanical rubber goods	0603	06/83	99.5	99.9	100.4	.9	.5
Industrial rubber products, n.e.c.	0604	06/83	112.0	112.0	112.0	1.4	0
Rubber clothing and coated fabrics	0605	06/83	103.6	118.8	120.0	18.1	1.0
Other rubber goods	0606	06/83	107.5	107.2	107.3	2.3	.1
Sponge and foam rubber	0607	06/83	107.2	107.9	107.9	1.7	0
Rubber floor and wall coverings	0608	06/83	114.4	114.1	114.6	.2	.4
Rubber shoe products	0609	06/83	103.1	103.1	104.5	1.4	1.4
Rubber druggist and medical sundries	0611	06/83	107.3	112.9	113.0	6.5	.1
			103.1	103.1	103.1	.2	0
Plastic products	072	06/78	140.5	142.0	142.6	1.2	.4
Plastic construction products	0721	12/69	157.8	163.9	164.2	6.7	.2
Plumbing products	0601	06/78	108.3	116.7	116.7	12.2	0
Other plastic construction products	0602	06/78	125.6	126.9	127.3	1.2	.3
Unsupp. plastic film/sheet/other shapes	0722	12/70	223.9	224.3	234.7	4.6	4.6
Unsupported plastic film/sheet/other shapes	0501	12/82	(?)	104.0	108.8	(?)	4.6
Laminated plastic sheets, rods, and tube	0723	12/70	185.8	191.7	191.7	1.6	0
Plastic packaging	0725						
Plastic packaging	02	06/78	144.2	146.0	145.8	2.2	-.1
Plastic packaging	0201	12/82	(?)	105.6	105.4	(?)	-.2
Plastic parts and components for mfg.	0726	06/78	146.2	146.9	146.4	-3.1	-.3
Parts for transportation equip.	01	06/78	137.0	137.6	137.3	.8	-.2
Parts for transportation equipment	0105	12/82	(?)	106.1	105.9	(?)	-.2
Other parts and components for mfg.	02	06/78	152.1	153.1	152.3	-5.7	-.5
Other parts and components for manufacturing	0205	12/82	(?)	108.8	108.2	(?)	-.6
Consumer, institut., & comm. prod., nec.	0728	06/78	146.1	146.5	146.5	1.5	0
Consumer, institution & commercial products, n.e.c.	0201	12/82	(?)	111.8	111.9	(?)	.1
Other plastic products	0729	12/82	106.5	106.6	106.8	.5	.2
Plastic furniture components and furnishings	0101	12/82	107.2	105.4	105.4	-2.2	0
All other plastic products	0199	06/87	(?)	100.3	100.4	(?)	.1
Lumber and wood products	08		315.2	321.7	331.1	7.2	2.9
Lumber	081		363.3	374.8	383.9	9.4	2.4
Softwood lumber	0811		368.6	384.1	396.2	10.9	3.2
Douglas fir, dressed	01		322.9	339.7	367.8	6.5	8.3
Boards under 2" thick	0125	12/80	85.2	85.5	89.0	.8	4.1
2" lumber	0126	12/80	93.7	100.1	110.0	7.1	9.9
Timbers & lumber over 2" thick	0127	12/80	94.6	104.6	116.4	25.3	11.3
Southern pine, dressed	02		318.9	344.2	345.0	16.8	.2
Boards under 2" thick	0245	12/80	109.7	112.9	113.6	3.7	.6
2" lumber	0246	12/80	109.7	121.7	121.9	25.5	.2
Timbers & lumber over 2" thick	0247	12/80	91.3	96.0	95.2	7.7	-.8
Other species, dressed	03		419.3	432.9	442.9	8.1	2.3
Western species (ex. Douglas fir)	0332	12/86	103.9	107.2	109.5	(?)	2.1
Rough softwood lumber	04	12/80	97.9	100.3	103.4	14.3	3.1

See footnotes at end of table.

Table 6. Producer price indexes and percent changes for commodity groupings and individual items—Continued

(1967 = 100 unless otherwise indicated)

Commodity	Commodity code	Other index base	Index			Unadjusted percent change to Sep. 1987 From:	
			May 1987 ¹	Aug. 1987 ¹	Sep. 1987 ¹	Sep. 1986	Aug. 1987
Softwood lumber—Continued	0811						
Eastern species	0411	12/86	103.2	104.4	104.9	(?)	0.5
Western species	0412	12/86	107.8	111.1	115.9	(?)	4.3
Flooring, siding, and cut stock	05	12/80	111.1	113.3	113.4	11.4	.1
Softwood flooring	0501	12/80	108.5	113.1	112.4	(?)	-.6
Woodsiding	0502	12/80	118.3	117.5	119.4	17.8	1.6
Softwood cut stock	0503	12/80	109.0	111.4	111.4	(?)	0
Hardwood lumber	0812		330.5	335.0	338.9	8.5	1.2
Rough hardwood lumber	01	12/80	139.9	142.0	144.3	11.0	1.6
Oak	0107	12/80	154.4	156.5	158.7	15.7	1.4
Gum	0109	12/80	111.8	111.8	111.8	.4	0
Poplar	0133	12/80	120.7	119.5	119.9	.3	.3
Misc. hardwood species, ex. oak, gum, and poplar	0197	12/80	120.5	123.5	126.4	8.1	2.3
Dressed hardwood lumber, ex. siding	02	12/80	128.3	129.9	130.2	3.3	.2
Oak	0201	12/80	137.0	140.8	141.3	7.8	.4
Other than oak	0202	12/80	122.6	122.7	122.9	.2	.2
Hardwood dimension	03	12/80	127.9	128.7	129.3	5.4	.5
Hardwood dimension stock	0311	06/84	103.6	104.3	104.6	6.0	.3
Wood frames for household furniture	0312	06/84	109.8	110.3	111.2	3.6	.8
Hardwood flooring	04						
Hardwood flooring	0401	06/84	101.0	103.1	103.7	5.9	.6
Millwork	082		328.2	332.0	332.8	3.5	.2
General millwork	0821		347.5	350.3	351.5	3.6	.3
Wood kitchen cabinets and cabinetwork	0101		229.1	232.7	233.3	3.1	.3
Vanities and other cabinetwork	0103	06/84	104.4	107.9	108.3	3.9	.4
Wood window units	0112	06/83	112.2	112.9	112.9	2.7	0
Wood sash	0122	06/83	112.2	115.2	115.2	4.4	0
Wood window and door frames	0132	06/83	104.4	101.4	103.4	2.5	2.0
Wood doors, interior and exterior	0142	06/83	107.8	109.2	109.0	3.4	-.2
Other wood doors, incl. garage, screen, storm, etc.	0152	06/83	108.3	109.3	109.5	4.4	.2
Wood moldings, except prefinished	0162	06/83	113.6	110.8	112.5	7.3	1.5
Wood molding, frames, and framed pictures	0174	06/84	109.5	111.3	111.2	4.8	-.1
Other millwork products	0183	06/83	118.5	119.4	119.9	5.2	.4
Prefabricated structural members	0822		262.6	274.0	273.9	3.3	0
Roof trusses	0101		323.0	335.5	335.4	3.3	0
Floor trusses	0102	06/81	121.3	122.9	122.9	-.6	0
Glued-laminated lumber	0103	06/81	89.8	96.6	96.6	3.9	0
Other fabricated structural wood products	0106	06/81	120.9	123.8	123.6	1.2	-.2
Miscellaneous millwork products	0823						
Miscellaneous millwork products	0199	06/84	106.6	107.7	107.7	3.0	0
Plywood	083		230.4	238.6	249.1	5.6	4.4
Softwood plywood	0831		299.4	310.3	327.6	5.2	5.6
Western, inland and other non-southern	01		302.9	318.3	339.7	9.2	6.7
Unsanded, cdx	0111	12/80	78.1	84.5	92.0	3.4	8.9
Unsanded, except cdx	0112	12/80	92.7	99.4	105.4	7.6	6.0
Sanded, including a-c	0117	12/86	104.3	106.4	111.9	(?)	5.2
Southern	02	12/68	148.3	150.0	155.6	-.2	3.7
Cdx	0201	12/80	86.6	88.0	91.8	-.4	4.3
Unsanded, except cdx	0203	12/80	82.8	83.6	86.6	-.8	3.6
Sanded, including a-c	0221	12/80	96.5	94.3	92.8	2.2	-.1
Softwood plywood type products	03						
Softwood plywood-type products	0301	12/80	109.0	113.7	118.0	14.7	3.8
Hardwood plywood and related products	0832		166.9	168.1	168.3	.2	.1
Hardwood plywood	0103	06/85	102.9	103.7	103.8	0	.1
Hardwood plywood products, incl. reinforced panels	0105	06/85	101.6	101.9	101.9	1.8	0
Softwood plywood veneer, ex. rein./backe	0833	12/71	180.3	200.5	224.9	23.0	12.2
Hardwood plywood veneer	0834	06/85	99.8	103.5	100.7	6.8	-.2
Hardwood plywood veneer	0101	06/85	99.8	103.5	100.7	6.8	-.2
Other wood products	084		243.9	244.7	245.5	2.8	.3
Wood pallets and skids	0841						
Wood pallets and skids	0111		211.4	210.6	210.6	-.1	0
Boxes	0842		271.8	272.4	272.7	1.0	.1
Nailed or lock-corner wooden boxes	0101	06/85	101.7	101.7	101.7	.6	0
Wooden box and crate shoo	0102	06/85	101.3	102.0	102.0	1.1	0
Wirebound boxes	0124	12/85	101.0	101.1	101.6	1.7	.5
Veneer and plywood containers, except boxes & crates	0125	12/85	102.3	102.3	102.3	1.6	0
Slack and tight cooperage	0126	12/85	100.6	100.6	100.6	.7	0

See footnotes at end of table.

Table 6. Producer price indexes and percent changes for commodity groupings and individual items—Continued

(1967 = 100 unless otherwise indicated)

Commodity	Commodity code	Other index base	Index			Unadjusted percent change to Sep. 1987 From:	
			May 1987 ¹	Aug. 1987 ¹	Sep. 1987 ¹	Sep. 1986	Aug. 1987
Other sawmill & planing mill products	0849	12/80	96.7	97.5	98.0	5.3	0.5
Sawmill & planing mill prods., non-contrac	01	12/80	96.7	97.5	98.1	(?)	.6
Wood chips	0101	12/80	86.5	86.9	87.1	1.8	.2
Railway and mine ties	0102	12/80	107.7	107.7	107.7	1.1	0
Misc. sawmill products	0103	12/80	107.1	106.9	106.4	-1	-5
Misc. planing mill products	0104	12/80	119.0	119.0	120.3	(?)	1.1
Shingles, shakes, cooperage stock and excelsior	0105	12/85	119.9	125.5	129.7	14.7	3.3
Mfg of lumber owned by others (contract wk	02	12/86	100.0	100.0	101.2	(?)	1.2
Contract or custom work	0201	12/86	100.0	100.0	101.2	(?)	1.2
Logs, bolts, timber and pulpwood	085	12/81	93.1	95.1	103.7	16.3	9.0
Logs, bolts, timber and pulpwood	0851						
Softwood logs, bolts and timber	01	12/81	93.1	95.8	107.7	22.1	12.4
Douglas fir logs, bolts and timber	0101	12/81	89.8	90.6	99.4	20.9	9.7
Other softwood logs and bolts	0102	12/81	94.5	98.7	112.7	23.2	14.2
Hardwood logs, bolts and timber	02						
Hardwood logs, bolts and timber	0201	12/81	103.8	104.0	104.0	1.1	0
Pulpwood	03	12/81	88.5	88.6	88.1	.7	-6
Softwood pulpwood	0301	12/81	82.6	82.5	82.1	.4	-5
Hardwood pulpwood	0302	12/81	101.2	101.8	101.7	1.5	-1
Other roundwood products	04	06/86	99.6	99.3	100.4	1.5	1.1
Prefabricated wood buildings & component	086	12/84	105.5	105.2	105.2	.5	0
Prefabricated wood buildings & component	0861						
Pre-cut packages sold as complete units	0102	12/84	103.9	103.7	103.7	-2.1	0
Panelized buildings sold as complete units	0103	12/84	106.6	107.3	107.4	2.7	.1
Modular buildings shipped with floor & walls	0104	12/84	108.6	107.6	107.3	.8	-3
Treated wood and contract wood preservin	087	06/85	98.9	100.6	100.7	3.2	.1
Treated wood and contract wood preservin	0871						
Treated wood	01	06/85	98.1	99.9	100.1	3.0	.2
Poles, piles, and posts	0101	06/85	96.2	96.4	96.4	-2.1	0
Other wood products	0102	06/85	98.7	101.7	102.0	7.1	.3
Contract wood preserving	02	06/85	101.9	101.7	101.7	2.1	0
Pulp, paper, and allied products	09		349.2	352.7	354.9	5.1	.6
Pulp, paper, and prod., ex. bldg. paper	091		309.0	312.8	316.9	6.7	1.3
Woodpulp	0911		421.3	422.6	444.0	19.7	5.1
Paper-making woodpulp	02	12/73	305.5	307.1	327.6	27.3	6.7
Bleached sulfate, softwood	0211		466.2	467.2	490.3	24.6	4.9
Bleached sulfate, hardwood	0212	12/73	235.3	(?)	(?)	(?)	(?)
Other paper-working woodpulp	0223	12/82	122.9	115.1	104.3	-4.4	-9.4
Special alpha and dissolving woodpulp	03	12/73	246.9	250.2	250.2	2.0	0
Other pulp, including pulpmill byproducts	04	12/82	125.0	121.6	120.9	6.1	-6
Wastepaper	0912		218.5	227.0	234.2	14.6	3.2
News	01		175.3	166.6	170.5	12.2	2.3
Northeast	0121	12/86	103.8	102.7	101.2	(?)	-1.5
North Central	0122	12/86	119.2	101.0	110.8	(?)	9.7
South	0123	12/86	111.9	115.2	115.1	(?)	-1
West	0124	12/86	122.3	119.4	121.7	(?)	1.9
Mixed papers	02		215.6	226.4	222.3	14.6	-1.8
Northeast	0221	12/86	93.8	101.7	105.9	(?)	4.1
North Central	0222	12/86	123.9	130.0	124.0	(?)	-4.6
South	0223	12/86	111.3	109.0	103.9	(?)	-4.7
West	0224	12/86	115.0	129.0	128.9	(?)	-1
Corrugated	03		307.6	327.7	328.4	6.3	.2
Northeast	0321	12/86	115.0	122.0	125.1	(?)	2.5
North Central	0322	12/86	128.8	139.4	139.4	(?)	0
South	0323	12/86	119.5	128.4	128.5	(?)	.1
West	0324	12/86	123.6	126.3	122.4	(?)	-3.1
High grades (pulp substitutes & deinking)	07	12/86	105.2	108.9	117.3	(?)	7.7
Northeast	0721	12/86	105.5	105.9	108.4	(?)	2.4
North Central	0722	12/86	100.4	105.9	120.5	(?)	13.8
South	0723	12/86	110.7	116.8	123.9	(?)	6.1
West	0724	12/86	128.2	133.5	135.4	(?)	1.4
Exports (all grades)	08	12/86	121.5	130.2	129.2	(?)	-8
Paper	0913		314.6	319.5	321.4	4.1	.6
Paper, exc newsprint & packaging paper	01		300.7	305.4	307.7	1.4	.8
Publication and printing paper, uncoated	0111	12/73	246.1	257.6	258.6	7.0	.4
Body stock for coating	0112	06/81	114.2	115.7	115.7	2.8	0
Printing paper, coated two sides, no. 3 grade	0113	12/73	234.4	235.1	235.5	1.0	.2
Printing paper, coated two sides, no. 5 grade	0115	12/73	240.0	254.9	256.8	-6.8	.7
Printing paper, coated two sides, other grades	0116	06/81	120.0	121.7	121.8	.8	.1
Printing paper, coated one side	0117	06/81	128.0	128.2	128.0	4.3	-2

See footnotes at end of table.

Table 6. Producer price indexes and percent changes for commodity groupings and individual items—Continued

(1967=100 unless otherwise indicated)

Commodity	Commodity code	Other index base	Index			Unadjusted percent change to Sep. 1987 From:	
			May 1987 ¹	Aug. 1987 ¹	Sep. 1987 ¹	Sep. 1986	Aug. 1987
Paper—Continued	0913						
Book paper, no. 3, uncoated	0122		284.8	283.4	288.3	1.2	1.7
Other book printing paper, uncoated	0123	06/81	106.5	106.5	108.2	3.3	1.6
Unwatermarked bond, no. 4 grade	0131		231.5	229.3	231.1	.4	.8
Form bond, 15 lb.	0134	12/75	151.6	155.8	156.4	5.2	.4
Other form bond	0135	06/81	104.0	108.2	110.2	6.0	1.8
Other bond, except form bond	0136	06/81	113.4	113.4	113.5	2.3	.1
Other chemical woodpulp writing paper	0137	06/81	103.3	103.4	107.5	6.3	4.0
Bond, 25% cotton fiber content	0141		327.7	327.7	333.5	7.3	1.8
Thin paper	0142	06/81	125.8	125.8	126.5	5.6	.6
Cover text	0148	06/81	128.5	128.5	128.5	3.2	0
Uncoated body stock	0149	06/81	103.1	103.1	103.1	2.3	0
Newsprint	02						
Standard newsprint	0291		343.1	367.1	369.2	14.6	.6
Packaging and industrial converting paper	03	06/81	114.2	114.4	114.7	7.8	.3
Wrapping paper, except unbleached kraft	0302		341.3	341.4	342.4	1.7	.3
Shipping sack paper, unbleached kraft	0304	12/73	251.3	251.3	257.9	18.3	2.6
Bag & sack, except shipping sack, unbleached kraft	0307	12/73	263.5	263.5	263.5	16.6	0
Bag & sack, exc. shipping sack, ex. unbleached kraft	0308	06/81	113.1	113.1	113.1	2.2	0
Other converting 18lbs. and over, unbleached kraft	0311	06/81	116.6	116.6	120.5	13.4	3.3
Other converting 18lbs. & over, ex. unbleached kraft	0312	06/81	110.7	110.7	111.1	5.2	.4
Glassine, greaseproof, and vegetable parchment	0314	06/81	137.4	132.1	134.1	6.2	1.5
Oil, waxed, and wax-laminated paper, printed or not	0315	12/82	110.7	111.3	110.8	.8	-.4
Laminated or coated rolls and sheets, except waxed	0316	12/82	106.7	107.9	107.3	2.6	-.6
Special industrial paper	04						
Special industrial paper	0401	06/81	112.6	113.0	113.0	2.4	0
Other coated paper, ex. packaging & waxed	05						
Other coated paper, except packaging and waxed	0501	12/82	112.9	113.6	115.6	5.5	1.8
Tissue paper stock, ex. thin	06	06/83	116.3	116.6	116.9	4.7	.3
Sanitary paper stock	0601	06/83	112.9	113.3	113.5	3.7	.2
Tissue paper stock, ex. sanitary & thin	0602	06/83	136.4	136.8	136.8	12.6	0
Paperboard	0914		295.2	300.7	308.5	12.2	2.6
Corrugated paperboard in sheets and rolls	05	06/80	(²)	123.7	131.1	(²)	6.0
Corrugated paperboard in sheets and rolls	0551	06/80	124.7	123.7	131.1	14.3	6.0
Paperboard, ex. corrugated paperboard	11	12/82	121.2	123.7	126.6	12.1	2.3
Unbleached linerboard	1101	12/82	132.1	137.5	140.4	19.2	2.1
Other unbleached kraft pkg. & ind. conv. paperboard	1102	12/82	112.7	(²)	121.5	13.0	(²)
Bleached pkg. & ind. converting paperboard	1103	12/82	106.7	106.7	106.8	-.4	.1
Semichemical paperboard	1104	12/82	129.6	131.3	138.6	21.7	5.6
Recycled paperboard	1105	12/82	112.0	112.6	115.2	6.1	2.3
Converted paper and paperboard products	0915		301.2	303.3	306.3	5.1	1.0
Sanitary papers and health products	01		382.7	386.2	388.9	1.4	.7
Sanitary napkins and tampons	0102	06/83	114.2	114.2	114.2	4.1	0
Sanitary tissue health products	0104	06/83	105.6	106.7	107.6	1.1	.8
Paper bags and shipping sacks	02		328.6	333.4	336.4	8.8	.9
Grocers' and variety bags (paper)	0214	12/83	165.2	165.1	164.8	7.2	-.2
Specialty bags and liners	0216	12/83	99.0	102.0	102.4	5.8	.4
Shipping sacks and multiwall bags, all	0218	12/83	122.5	123.3	128.5	17.9	4.2
Paper boxes and containers	03		285.3	287.8	291.8	7.0	1.4
Corrugated shipping containers	0301	06/87	(²)	100.5	102.8	(²)	2.3
Setup paperboard boxes	0322	12/83	107.3	107.4	108.0	2.2	.6
Folding paperboard boxes	0332	12/83	108.7	109.2	109.2	3.2	0
Paperboard fiber drums	0337		371.2	371.2	371.2	5.8	0
Solid fiber boxes and containers	0346	06/80	135.5	135.5	146.4	18.4	8.0
Milk and milk-type containers	0351		335.8	337.5	336.5	.9	-.3
Cups and liquid-tight containers	0352	06/85	106.4	109.3	109.4	4.8	.1
Other sanitary food containers, boards & trays n.e.c.	0359	06/85	100.1	102.2	102.6	1.9	.4
Packaging accessories	04		325.6	326.6	329.8	6.5	1.0
Gummed sealing tape	0431		290.1	292.8	292.3	5.2	-.2
Cor. & solid fiber pallets, pads, & part.	0441	06/80	154.6	155.7	159.8	13.6	2.6
Wrapping products (gift wrap, etc.)	0451	06/85	101.9	101.7	101.9	1.9	.2
Office supplies and accessories	06		243.0	240.9	242.5	1.8	.7
Envelopes	0636	12/84	101.9	101.1	102.2	1.3	1.1
Inked ribbons	0642	12/85	95.6	95.2	95.8	.1	.6
Carbon and stencil paper	0644	12/85	103.3	103.3	104.6	1.8	1.3
File folders	0645		286.4	289.1	289.1	2.3	0
Index cards	0647		251.8	253.0	253.0	.6	0
Rolls for adding machines & other business machines	0649		284.4	275.1	276.4	-1.3	.5
Stationery	0652	06/85	107.4	105.0	105.0	.1	0
Tablets and related products	0653	06/85	109.2	108.0	107.9	7.9	-.1
Fiber and composite cans & related product	07		348.3	348.9	351.0	2.6	.6
Motor oil, one quart	0751		340.9	(²)	340.9	0	(²)
Food products, including pet food	0755	12/85	100.2	100.3	100.5	.6	.2
Cores and tubes	0757	12/85	104.2	104.3	106.2	6.2	1.8
All vulcanized fiber prods. inc. cans, tubes, etc.	0759	12/85	101.9	103.4	103.4	2.5	0
Pressed and molded pulp goods	08	06/85	101.7	101.4	100.9	0	-.5
Other molded pulp goods	0812	06/85	101.6	101.3	100.8	.3	-.5
Misc. converted paper or paperboard product	09	12/84	103.5	104.0	104.1	3.5	.1
Pasted, lined, laminated or surface coated	0901	12/84	105.7	105.7	105.7	5.5	0

See footnotes at end of table.

Table 6. Producer price indexes and percent changes for commodity groupings and individual items—Continued

(1967 = 100 unless otherwise indicated)

Commodity	Commodity code	Other index base	Index			Unadjusted percent change to Sep. 1987 From:	
			May 1987 ¹	Aug. 1987 ¹	Sep. 1987 ¹	Sep. 1986	Aug. 1987
Converted paper and paperboard products—Continued	0915						
Wall coverings	0902	06/85	98.2	98.2	98.2	-0.8	0
Other converted paper and board products	0999	12/84	105.3	106.4	106.5	3.7	.1
Pressure sensitive products	0916	12/82	107.7	111.0	109.4	0	-1.4
Building paper & building board mill pro	092		262.9	268.8	271.3	3.3	.9
Hardboard, particleboard & fiberboard pr	0922		236.9	243.2	246.0	3.5	1.2
Hardboard, particleboard, and fiberboard	01		236.2	247.2	251.4	6.6	1.7
Hardboard	0101		233.6	232.7	231.8	-3.3	-4
Particleboard, platen-type (mat-formed)	0123	12/82	116.5	123.7	126.4	11.9	2.2
Fiberboard	0131	06/84	87.7	93.1	95.9	4.8	3.0
Fabricated hardboard products	02						
Fabricated hardboard products	0201	06/84	101.2	99.0	98.9	-6.8	-1
Building board, const. paper & felt stoc	0923	12/85	103.4	103.7	103.7	2.0	0
Board: asphalt, hardpressed, insul. roofin	01	12/85	102.6	103.2	103.2	1.5	0
1/2" board	0101	12/85	96.9	100.0	100.0	1.5	0
Other board sizes	0109	12/85	104.0	104.0	104.0	1.5	0
Publications, printed matter & printing	093	12/80	151.0	152.2	152.3	3.8	.1
Newspapers	0931	12/80	166.6	167.9	168.4	5.4	.3
Circulation	01	12/80	144.7	145.2	146.4	2.4	.8
Subscriptions, through intermediary	0111	12/80	151.5	151.6	153.9	2.3	1.5
Subscriptions, direct to reader	0112	12/80	159.9	160.0	160.1	4.3	.1
Single-copy sales, through intermediary	0121	12/80	138.4	141.7	140.7	4.7	-7
Single-copy sales, direct to reader	0122	12/80	110.7	(²)	110.7	0	(²)
Advertising	02	12/80	173.7	175.3	175.6	6.2	2
Classified advertising	0211	12/80	184.9	187.5	187.3	7.0	-1
Retail, mfg., & other commercial ads, national	0221	12/80	203.8	204.1	204.1	6.0	0
Retail, mfg., & other commercial ads, regional	0222	12/80	166.0	167.7	168.4	6.4	.4
Insertion of preprinted advertising	0223	06/86	103.1	102.1	102.1	2.1	0
Periodicals	0932	12/80	164.1	164.8	164.8	3.8	0
Circulation	01	12/80	151.2	151.9	152.1	2.6	.1
Industrial periodicals	0121	12/80	133.9	133.9	133.9	2.6	0
Merchandising periodicals	0122	12/80	179.3	179.3	183.2	6.2	2.2
Professional periodicals	0123	12/80	161.6	163.3	163.5	5.2	.1
Women's periodicals subscriptions	0131	12/80	137.2	137.2	137.2	-1	0
Women's periodicals, single-copy sales	0132	12/80	156.3	156.3	156.3	.2	0
General interest periodicals, subscriptions	0133	12/80	166.6	166.9	167.8	3.6	.5
General interest periodicals, single-copy sales	0134	12/80	135.7	136.1	136.1	.7	0
Religious periodicals	0141	12/80	147.8	148.5	148.7	2.4	.1
Advertising	02	12/80	174.0	174.6	174.6	4.7	0
General farm periodicals	0211	12/80	143.3	143.3	143.3	0	0
Specialized farm periodicals	0212	12/80	182.6	182.6	192.3	5.3	5.3
Industrial periodicals	0221	12/80	152.9	152.8	153.7	3.6	.6
Merchandising periodicals	0222	12/80	154.8	155.0	156.2	5.0	.8
Professional periodicals	0223	12/80	157.4	158.0	158.0	5.7	0
Women's periodicals	0231	12/80	181.1	181.1	181.2	3.8	.1
General interest periodicals	0233	12/80	196.6	199.0	197.7	6.0	-7
General news periodicals	0235	12/80	189.3	(²)	(²)	(²)	(²)
Other periodicals, n.e.c.	0243	12/80	138.2	134.6	136.4	1.9	1.3
Book publishing	0933	12/80	145.3	147.0	147.8	5.8	.5
Textbooks	01	12/80	168.2	168.9	169.4	5.9	.3
Elementary, hardbound	0111	12/80	157.1	157.3	159.5	7.9	1.4
Elementary, paperbound	0112	12/80	182.3	182.3	182.3	8.2	0
High school, hardbound	0113	12/80	167.9	167.9	167.9	5.1	0
College, hardbound	0115	12/80	172.3	172.5	173.5	4.1	.6
College, paperbound	0116	12/80	184.7	185.9	184.8	5.5	-6
Workbooks	0117	12/80	173.5	177.3	176.2	8.3	-6
Technical, scientific & professional books	02	12/80	139.4	140.1	140.0	2.3	-1
Medical books, hardbound	0213	12/80	136.1	138.4	138.0	.8	-3
Medical books, paperbound	0214	12/80	143.4	153.3	151.6	12.1	-1.1
Other, hardbound	0217	12/80	143.5	143.5	143.5	0	0
Religious books	03	12/80	143.8	145.0	145.0	5.8	0
General books	04	12/80	132.6	135.6	137.4	7.9	1.3
Adult trade, hardbound	0411	12/80	115.0	115.0	115.0	3.3	0
Adult trade, paperbound	0412	12/80	142.5	144.5	144.5	8.2	0
Mass market paperbacks	0414	12/80	135.3	138.3	(²)	(²)	(²)
Juvenile books	0415	12/80	133.4	133.4	133.4	9.4	0
General reference books	05	12/80	137.8	137.8	137.8	3.5	0
Subscription encyclopedias	0511	12/80	139.1	139.1	139.1	6.3	0
Other, including atlases	0514	12/80	153.6	153.6	153.6	0	0
Book printing	0934	12/83	114.6	114.6	114.7	1.1	.1
Books, printed only, lithographic	0101	12/83	125.2	(²)	(²)	(²)	(²)
Books, printed and bound, lithographic	0102	12/83	111.3	111.5	111.5	2.1	0

See footnotes at end of table.

Table 6. Producer price indexes and percent changes for commodity groupings and individual items—Continued

(1967 = 100 unless otherwise indicated)

Commodity	Commodity code	Other index base	Index			Unadjusted percent change to Sep. 1987 From:	
			May 1987 ¹	Aug. 1987 ¹	Sep. 1987 ¹	Sep. 1986	Aug. 1987
Book printing—Continued	0934						
Printed or printed and bound, not lith	0103	12/83	106.5	105.1	105.2	-2.1	0.1
Pamphlets, etc., printed or printed an	0104	12/83	118.3	119.1	119.3	2.8	.2
Manifold business forms	0935	12/83	112.2	111.4	111.2	1.6	-.2
Unit set forms	0101	12/83	114.9	114.9	114.0	3.4	-.8
Manifold books	0102	12/83	107.0	110.3	110.0	2.8	-.3
Custom continuous forms	0103	12/83	112.8	110.3	110.3	-1.2	0
Stock continuous forms	0104	12/83	106.0	106.1	106.1	3.5	0
Miscellaneous publishing	0936	06/84	114.3	118.5	115.5	6.8	-2.5
Catalogs and directories, publishing	0101	06/84	112.6	133.3	114.8	7.2	-13.9
Business service publications	0102	06/84	114.2	115.3	115.3	6.1	0
Other miscellaneous publishing	0103	06/84	121.9	122.3	122.8	10.9	.4
Greeting card publishing	0104	12/85	102.9	100.8	103.7	3.5	2.9
Commercial printing	0937	06/82	115.8	116.4	116.7	2.2	.3
Magazine and periodical printing	01						
Lithographic	0102	06/82	115.5	113.7	114.2	1.2	.4
Labels for packaging, rolls and sheets	02	06/82	112.1	112.1	112.1	1.3	0
Letterpress	0201	06/82	112.7	112.7	112.6	1.9	-.1
Lithographic	0202	06/82	112.0	112.0	112.0	.4	0
Gravure	0203	06/82	110.9	110.9	110.9	.9	0
Catalog and directory printing	03	06/82	110.7	111.3	111.5	1.5	.2
Lithographic	0302	06/82	113.2	114.0	114.3	2.0	.3
Financial and legal printing	04	06/82	118.1	123.5	122.9	4.1	-.5
Lithographic	0402	06/82	113.9	116.6	115.7	1.5	-.8
Advertising printing	05	06/82	118.3	119.4	119.6	2.5	.2
Letterpress	0501	06/82	136.7	(?)	(?)	(?)	(?)
Lithographic	0502	06/82	115.3	116.4	116.6	2.4	.2
Other general job printing	06	06/82	118.5	119.2	119.7	2.7	.4
Letterpress	0601	06/82	123.8	124.7	126.8	5.1	1.7
Lithographic	0602	06/82	115.5	116.1	116.1	2.0	0
Gravure	0603	06/82	110.8	111.1	111.1	.5	0
Commercial printing, n. e. c.	07	06/82	117.1	117.4	117.5	3.2	.1
Screen printing, excluding textiles	0701	06/82	118.3	118.6	118.6	3.3	0
Gravure plates and cylinders	0702	06/82	105.6	106.0	105.9	.3	-.1
Engraving and plate printing	08	12/84	105.5	105.7	106.7	2.8	.9
Printed products	0801	12/84	105.7	106.1	106.1	1.9	0
Plates made for others, excl. duplicates	0802	12/84	104.2	104.2	106.3	4.4	2.0
Blankbooks, binders, and bookbinding wor	0938	06/85	105.5	107.1	107.4	3.1	.3
Blankbooks, looseleaf binders, and devices	01	06/85	105.3	107.3	107.6	2.9	.3
Blankbook making	0101	06/85	107.9	111.3	111.8	4.6	.4
Looseleaf binders and devices	0102	06/85	101.5	101.0	101.1	0	.1
Bookbinding and related work	02	12/85	103.7	104.5	104.6	3.0	-.1
Hardcover bookbinding	0201	12/85	104.8	106.8	106.3	3.4	-.5
Other bookbinding	0202	12/85	102.6	102.9	103.3	2.8	.4
Services for the printing trade	0939	06/85	103.0	104.0	103.7	2.4	-.3
Typesetting	01	06/85	103.2	103.5	103.6	2.6	.1
Photoengraving	02	06/85	102.6	102.6	102.6	.6	0
Electrotyping and stereotyping	03	12/85	106.9	106.9	106.9	6.9	0
Lithographic platemaking services	04	12/85	101.5	103.4	102.7	2.1	-.7
Preparation of lithographic plates	0401	12/85	100.6	103.4	101.0	1.3	-2.3
Other lithographic platemaking services	0402	12/85	102.9	104.5	104.4	3.1	-.1
Metals and metal products	10		317.4	324.7	327.7	5.1	.9
Iron and steel	101		346.3	351.6	356.8	3.8	1.5
Iron ore	1011		235.1	235.0	231.1	-5.1	-1.7
Pellets	0117	12/89	267.5	267.4	255.7	-9.3	-4.4
Iron and steel scrap	1012		262.3	290.0	317.0	23.8	9.3
Carbon steel scrap	11	12/86	100.7	112.8	124.4	(?)	10.3
Heavy melting, Northeast	1102	12/86	98.8	107.4	118.8	(?)	10.6
Heavy melting, Chicago	1103	12/86	102.3	117.6	130.0	(?)	10.5
Heavy melting, South	1105	12/86	106.7	119.4	131.8	(?)	10.4
Heavy melting, West	1106	12/86	99.0	113.9	135.9	(?)	19.3
Bundles, Northeast	1112	12/86	94.7	111.5	126.1	(?)	13.1
Bundles, Chicago	1113	12/86	106.4	123.3	137.0	(?)	11.1
Bundles, Ohio and Lake Erie	1114	12/86	104.9	121.3	124.4	(?)	2.6
Shredded scrap, South	1125	12/86	97.9	105.8	116.1	(?)	9.7
Cut plate and structural scrap, Northeast	1132	12/86	102.4	108.5	115.1	(?)	6.1
Cut plate and structural scrap, South	1135	12/86	100.7	103.9	116.1	(?)	11.7
Stainless and alloy steel scrap	12	12/86	113.7	122.0	126.2	(?)	3.4
Ohio and Lake Erie	1204	12/86	104.1	106.8	109.5	(?)	2.5
Cast iron scrap	13	12/86	103.2	110.0	120.6	(?)	9.6
Northeast	1302	12/86	99.0	101.3	106.1	(?)	4.7
Chicago	1303	12/86	103.9	(?)	(?)	(?)	(?)
South	1305	12/86	107.3	112.2	(?)	(?)	(?)

See footnotes at end of table.

Table 6. Producer price indexes and percent changes for commodity groupings and individual items—Continued

(1967 = 100 unless otherwise indicated)

Commodity	Commodity code	Other index base	Index			Unadjusted percent change to Sep. 1987 From:	
			May 1987 ¹	Aug. 1987 ¹	Sep. 1987 ¹	Sep. 1986	Aug. 1987
Iron and steel scrap—Continued	1012						
West	1306	12/86	108.2	136.1	145.6	(?)	7.0
Foundry and forge shop products	1015		363.5	365.3	366.1	1.2	.2
Pressure & soil pipe & fittings, cast iron	02	12/80	128.7	128.4	130.2	1.4	1.4
Soil pipe & fittings, gray & ductile iron	0235	12/80	156.8	155.5	163.5	5.0	5.1
Pressure pipe and fittings, ductile iron	0237	12/80	107.0	107.0	107.0	0	0
Pressure pipe and fittings, gray iron	0239	12/80	114.9	114.9	114.9	.1	0
Motor vehicle castings, gray/ductile iron	03	12/80	113.3	115.2	115.3	.7	.1
Castings for passenger cars, grey iron	0321	12/80	112.1	115.5	115.5	1.6	0
Castings for other motor vehicles, grey iron	0322	12/80	117.0	116.8	116.8	-.6	0
Castings for passenger cars, ductile iron	0323	12/80	118.7	118.7	118.7	-.4	0
Castings for other motor vehicles, ductile iron	0324	12/80	98.8	98.8	100.1	.7	1.3
Gray & ductile iron castings, other	04	12/80	114.0	114.5	113.8	-.7	-.6
Molds & stools for heavy steel ingots	0423	12/67	385.6	376.9	376.9	-4.1	0
Castings for construction & utility use	0425	12/80	112.8	115.3	113.3	-1.7	-1.7
Ductile iron castings, other	0427	12/80	116.6	118.5	116.4	-2.5	-1.8
Grey iron castings, other	0429	12/80	116.6	116.7	116.7	.8	0
Malleable iron castings	05	06/81	107.4	107.4	107.4	4.5	0
Standard malleable iron castings	0511	06/81	108.3	108.3	108.3	1.2	0
Steel investment castings	06	06/81	134.6	137.0	140.1	13.3	2.3
Carbon and low alloy steel investment castings	0614	06/81	141.1	141.1	141.1	6.2	0
High alloy steel investment castings	0621	06/81	133.0	135.9	139.6	15.9	2.7
Other steel castings, carbon steel	07	06/81	108.1	108.5	108.4	.5	-.1
Railroad wheels and specialties	0712	06/81	96.1	96.1	96.1	0	0
All other carbon steel castings	0736	06/81	111.5	112.0	111.9	.5	-.1
Other steel castings, high alloy steel	08	06/81	103.6	103.6	103.6	.5	0
All other high alloy steel castings	0818	06/81	104.1	104.1	104.1	.6	0
Other steel castings, low alloy steel	09	06/81	109.4	109.1	109.2	.2	.1
Railway specialties and rolls for rolling mills	0907	06/81	105.4	110.3	110.8	7.3	.5
All other low alloy steel castings	0917	06/81	109.9	109.3	109.3	-.3	0
Open die or smith forgings, ferrous	12	06/82	89.5	89.4	89.4	-1.4	0
Carbon steel	1261	06/82	88.7	88.7	88.7	0	0
Alloy steel, excluding stainless and h	1263	06/82	89.4	89.3	89.3	-2.3	0
Other forge shop products	13	06/82	99.0	98.9	99.1	1.0	.2
Seamless rolled ring forgings, ferrous	1329	06/82	105.4	105.0	105.1	6.6	.1
Closed die forging, carbon steel	1351		410.1	410.4	412.0	1.8	.4
Closed die forging, alloy steel	1353		393.3	392.5	392.5	-.5	0
Closed die forgings, stainless steel	1355	12/83	91.0	91.0	91.0	-2.8	0
Closed die forgings, other ferrous	1357	12/83	79.1	79.1	79.1	-2.5	0
Blast and electric furnace products	1016		301.1	304.1	307.3	2.4	1.1
Blast furnace products	02	06/82	99.1	101.1	101.1	3.8	0
Electric furnace products	03	06/82	94.2	94.5	96.2	1.6	1.8
Other electric furnace products	0315	06/83	100.7	101.4	105.4	3.6	3.9
Steel mill products	1017		353.1	355.0	357.4	2.0	.7
Semifinished steel mill products	02	06/82	99.5	99.8	100.5	1.5	.7
Semifinished steel mill products	0299		368.5	369.7	372.4	1.6	.7
Hot rolled sheet and strip, incl. tin mill	03	06/82	109.9	109.9	110.3	1.7	.4
Hot rolled bars, plates, & structural shap	04	06/82	94.7	96.0	96.3	2.2	.3
Steel wire	05	06/82	95.5	95.2	95.4	-2.4	.2
Plain wire, carbon steel	0511		344.6	344.5	344.5	-3.8	0
Galvanized wire, carbon steel	0515	06/82	93.7	93.6	93.7	.2	.1
Other coated wire, carbon steel	0519	06/82	97.9	96.2	97.4	-.7	1.2
Wire, stainless steel	0551	06/82	101.4	101.2	101.3	.3	.1
Steel pipe and tubes	06	06/82	89.7	90.5	92.4	3.5	2.1
Standard pipe, carbon	0611	06/82	88.9	89.0	89.3	4.0	.3
Line pipe, carbon	0612		405.5	405.2	405.8	.7	.1
Casing (OCTG), carbon	0614		361.7	364.0	392.6	11.1	7.9
Pressure tubing, seamless, carbon	0621	06/82	80.3	85.5	85.5	6.6	0
Pressure tubing, welded, carbon	0622	06/82	99.4	103.2	103.2	4.8	0
Mechanical tubing, seamless, carbon	0623		368.4	333.5	341.3	-6.3	2.3
Mechanical tubing, welded, carbon	0624		299.7	304.4	307.6	1.8	1.1
Structural pipe and tubing, carbon	0627	06/82	94.8	97.7	(?)	(?)	(?)
Casing (OCTG), alloy	0634		(?)	(?)	(?)	(?)	(?)
Other pipe and tubing, incl. std. pipe, stainless	0669	06/82	96.1	97.6	96.5	.3	-1.1
Cold rolled sheets and strip	07	06/82	108.1	108.7	109.3	3.2	.6
Sheets, c.r., carbon	0711		371.2	370.0	370.5	2.9	.1
Strip, c.r., carbon	0715		390.1	397.1	397.9	2.4	.2
Sheets and strip, c.r., alloy	0733	06/82	105.3	105.3	105.8	-1.3	.5
Strip, c.r., stainless	0755		263.8	266.1	266.1	.5	0
Cold finished bars	08	06/82	97.6	97.6	98.2	.3	.6
Bars, c.f., carbon	0811		330.6	331.8	332.4	.7	.2
Bars, c.f., alloy	0831		305.4	305.7	305.7	.2	0
Bars, c.f., stainless, 300 series	0852		288.0	292.2	304.9	5.4	4.3
Other steel mill products	09	06/82	95.3	97.2	95.3	-1.5	-2.0
Nonferrous metals	102		275.7	295.5	300.0	15.3	1.5
Nonferrous metal ores	1021	12/83	99.3	114.8	116.7	44.4	1.7

See footnotes at end of table.

Table 6. Producer price indexes and percent changes for commodity groupings and individual items—Continued

(1967=100 unless otherwise indicated)

Commodity	Commodity code	Other index base	Index			Unadjusted percent change to Sep. 1987 From:	
			May 1987 ¹	Aug. 1987 ¹	Sep. 1987 ¹	Sep. 1986	Aug. 1987
Nonferrous metal ores—Continued							
Silver ores	1021 04	12/83	84.9	77.7	77.9	16.6	0.3
Gold ores	05	06/85	130.9	138.3	140.0	28.8	1.2
Uranium-radium-vanadium ores	08	12/85	105.2	98.5	98.3	.5	-.2
Uranium concentrated and precipitates	0802	12/85	105.8	98.3	98.1	.8	-.2
Primary nonferrous metals							
Primary nonferrous metals, except precious	1022 01		298.4	322.7	329.0	20.6	2.0
Primary aluminum ingot, unalloyed	0117	12/80	260.0	285.4	291.9	21.5	2.3
Primary aluminum ingot, alloyed	0118	12/80	99.9	102.4	104.3	9.3	1.9
Aluminum extrusion billet	0121	12/80	103.7	114.4	126.3	25.2	10.4
Cobalt	0122		101.7	110.3	115.5	16.0	4.7
Domestic copper cathode	0123		378.4	378.4	378.4	-38.1	0
Lead, pig, common	0127		187.1	215.1	207.7	25.7	-3.4
Zinc, slab, prime Western	0132		250.0	300.0	300.0	82.6	0
Zinc, slab, special high grade	0133		303.9	334.4	316.1	2.2	-5.5
Antimony	0136		290.8	320.9	304.2	2.3	-5.2
Cadmium metal, 99.90 pct. min.	0141		321.0	328.0	328.0	-14.5	0
Magnesium, pig ingot	0151		24.8	29.1	35.3	(?)	21.3
Titanium sponge	0156		425.6	425.6	425.6	0	0
Precious metals	02		400.7	400.7	400.7	(?)	0
Gold, refined	0271		736.2	685.3	674.7	24.0	-1.5
Silver, bar, refined, .999 fine	0272		1316.3	1317.8	1301.6	11.3	-1.2
Platinum	0273		579.0	510.2	506.0	35.1	-.8
			564.3	572.2	524.8	-8.0	-8.3
Nonferrous scrap							
Copper base scrap	1023 01		210.9	243.8	249.5	34.9	2.3
No. 1 copper scrap, including wire	0101	12/86	137.8	154.4	159.6	27.0	3.4
No. 2 copper scrap, including wire	0102	12/86	105.9	120.9	125.0	(?)	3.4
Yellow brass scrap	0103	12/86	111.0	132.2	140.3	(?)	6.1
Other copper and brass scrap	0104	12/86	111.5	116.2	118.7	(?)	2.2
Copper and brass scrap, exports	0199	12/86	106.3	115.3	118.0	(?)	2.3
Aluminum base scrap	02		106.7	122.7	123.4	(?)	.6
Solids and clippings, new scrap	0201	12/86	467.3	541.9	552.7	40.6	2.0
Used beverage can scrap	0205	12/86	119.5	134.3	134.4	(?)	.1
Other old scrap	0206	12/86	127.9	148.5	150.5	(?)	1.3
Aluminum scrap, exports	0299	12/86	116.6	134.7	140.9	(?)	4.6
Other nonferrous scrap nec.	03		132.8	159.8	162.1	(?)	1.4
Lead scrap	0301	12/86	189.7	227.5	231.3	30.5	1.7
			126.6	173.9	161.5	(?)	-7.1
Secondary nonferrous metals							
Aluminum, except extrusion billet	1024 02	12/80	251.1	272.4	276.3	27.8	1.4
Aluminum ingot	0201	12/80	91.3	107.3	112.3	35.5	4.7
Other types, except extrusion billet	0202	12/80	88.7	104.3	108.8	35.2	4.3
Refined copper	03	12/80	85.5	100.1	107.1	35.2	7.0
Brass ingot, alloyed	0302	12/80	69.7	70.5	71.8	5.3	1.8
Other copper-base alloys, except brass and bronze	0305	12/80	67.7	65.1	68.2	-1.0	4.8
Refined lead	04	12/80	96.7	107.2	106.0	19.2	-1.1
Antimonial lead, alloyed	0402		88.0	104.8	104.8	64.3	0
Refined zinc	05	12/80	272.4	354.6	351.1	78.2	-1.0
Precious metals	06	12/80	95.8	102.5	98.7	-4.7	-3.7
Silver, unalloyed	0602	12/80	72.7	70.7	70.1	15.1	-.8
			49.1	44.0	43.3	24.1	-1.6
Nonferrous mill shapes							
Aluminum mill shapes	1025 01		308.6	324.9	329.1	9.8	1.3
Sheet, coiled, bare, siding	0103		303.1	319.6	325.7	7.6	1.9
Sheet, coiled, bare, all others	0107	06/81	253.3	(?)	(?)	(?)	(?)
Sheet, coiled, nonheat-treatable, precoated	0108	06/81	95.0	105.5	111.2	12.3	5.4
Sheet, flat, nonheat-treatable, bare	0109	06/81	102.8	(?)	(?)	(?)	(?)
Foil, plain (under .006 inches)	0111		94.7	(?)	(?)	(?)	(?)
Sheet, flat, heat-treatable	0114	06/83	211.9	227.4	228.0	8.3	.3
Tube, extruded, 6000 alloy series	0121	12/68	102.0	(?)	(?)	(?)	(?)
Tube, drawn, 6000 alloy series	0123	12/69	279.6	290.8	290.4	2.4	-.1
Bar, extruded, other than 2000 and 7000 alloy series	0132	12/81	311.0	311.0	313.1	.7	.7
Pipe, extruded	0135	12/81	88.5	96.7	97.0	19.5	.3
Rod, extruded, other than 2000 and 7000 alloy series	0147	12/81	106.3	108.1	109.9	8.4	1.7
Extrusion, solid, circle size under 3	0151	12/81	105.7	116.5	119.7	14.4	2.7
Extrusion, solid, circle size 3 to under 4	0152	12/81	113.5	116.2	118.0	5.0	1.5
Extrusion, solid, circle size 4 to under 5	0153	12/81	107.5	111.0	117.7	10.2	6.0
Extrusion, solid, circle size 5 to 9	0154	12/81	108.3	114.2	110.8	2.1	-3.0
Extrusion, solid, circle size, 10 and over	0156	06/87	108.4	112.2	113.6	6.0	1.2
Extrusion, solid, in 2000 and 7000 alloy series	0157	12/81	(?)	104.8	106.8	(?)	1.9
Copper and brass mill shapes	02		105.2	(?)	115.0	9.0	(?)
Copper-base alloy strip	0231		231.7	261.2	262.9	20.7	.7
Copper-base alloy rod	0232		272.4	287.1	289.1	14.9	.7
Copper-base alloy tube, non-plumbing	0233		210.8	227.9	225.1	15.4	-1.2
Copper tubing, non-plumbing	0253		247.8	283.1	295.0	12.6	4.2
Copper rod	0256	12/80	189.6	224.0	229.0	17.4	2.2
Copper strip	0263	12/86	89.5	95.5	98.1	15.7	2.7
Other copper and copper-alloy mill shapes	0265	12/86	109.3	117.4	119.6	(?)	1.9
Nickel alloy mill shapes	04	12/70	106.6	119.0	121.4	(?)	2.0
			231.5	232.6	233.9	1.0	.6

See footnotes at end of table.

Table 6. Producer price indexes and percent changes for commodity groupings and individual items—Continued

(1967 = 100 unless otherwise indicated)

Commodity	Commodity code	Other index base	Index			Unadjusted percent change to Sep. 1987 From:	
			May 1987 ¹	Aug. 1987 ¹	Sep. 1987 ¹	Sep. 1986	Aug. 1987
Nonferrous mill shapes—Continued	1025						
Nickel plate, 200 alloy	0462	12/70	229.4	229.4	229.4	0	0
Monel sheet, 400 alloy	0463		331.7	331.7	331.7	0	0
Titanium mill shapes	05	12/70	270.4	265.1	266.7	-3.5	.6
Other mill shapes	19	12/70	399.3	390.1	388.6	10.3	-4
Gold mill shapes	1901	06/82	155.4	155.2	154.6	10.5	-4
Other lead mill shapes, except powder and wire	1997	06/83	75.5	79.3	75.5	5.3	-4.8
Other nonferrous metal wire	1998	06/83	94.6	93.8	94.2	3.0	.4
Other nonferrous metal mill shapes	1999	06/83	97.3	(?)	96.5	1.5	(?)
Nonferrous wire and cable	1026		207.0	217.6	221.4	7.5	1.7
Electric wire and cable	0301	12/82	107.1	109.3	110.9	5.4	1.5
Telephone and telegraph wire and cable	0303	12/82	103.5	108.3	108.1	3.5	-2
Control and signal wire and cable	0305	12/82	105.9	107.6	109.5	3.0	1.8
Building wire and cable	0307	12/82	98.9	113.0	120.1	20.6	6.3
Apparatus wire and cordage	0309	12/82	99.8	103.2	103.9	5.4	.7
Magnet wire	0311	12/82	103.6	109.9	112.7	11.1	2.5
Power wire and cable	0313	12/82	102.0	101.9	103.1	.2	1.2
Copper and copper-alloy wire, bare and thinned	0314	12/86	102.2	112.0	112.6	(?)	.5
Automotive primary wire	0317		229.6	241.1	241.7	7.5	.2
Airframe, shipboard and ground support cable	0323	12/82	98.3	(?)	104.9	4.2	(?)
Appliance wire and flexible cord sets	0324	12/85	101.4	103.4	106.6	5.0	3.1
Other insulated and covered wire and cable, copper	0325	12/82	101.6	104.7	104.1	7.4	-6
Aluminum wire and cable, bare	0331	06/87	(?)	114.2	114.2	(?)	0
Nonferrous forge shop products	1027	12/83	105.2	104.4	105.3	.8	.9
Hot impressed die, impact, press, & upset	0111	12/83	104.8	103.9	104.5	.3	.6
Other forgings	0122	12/83	107.3	(?)	(?)	(?)	(?)
Nonferrous foundry shop products	1028	06/77	149.5	151.1	151.2	2.4	.1
Castings, alum./alum.-base alloy	02	06/77	152.6	154.6	154.7	2.1	.1
Motor vehicle die castings	0201	12/72	285.7	293.2	292.9	3.3	-1
Other die castings	0203	06/83	110.7	112.9	113.6	4.1	.6
Sand castings	0204	06/83	107.1	108.7	108.7	2.5	0
Perm. and semi-perm. mold castings	0205	06/83	107.5	107.7	107.6	-1	-1
Other castings and cast products	0206	06/83	108.8	(?)	(?)	(?)	(?)
Copper and copper-base alloy castings	03	06/83	103.3	103.4	103.7	1.0	.3
Copper and copper-base alloy sand castings	0301	06/83	105.5	105.5	105.9	1.2	.4
Other copper/copper-base alloy castings	0302	06/83	98.0	98.0	98.0	-5	0
Zinc Castings	04						
Zinc and zinc-base alloy castings	0401	06/77	147.5	147.4	147.4	1.7	0
Magnesium and magnesium-base castings	05	06/83	104.6	104.7	104.7	1.4	0
Other nonferrous castings	06	06/83	114.5	118.9	118.9	10.0	0
Metal containers	103		360.2	358.4	360.7	-5	.6
Metal cans and can components	1031		364.1	361.7	364.3	-8	.7
Steel cans	02	06/81	116.9	117.0	117.3	1.1	.3
Fruit and fruit juice cans	0209	06/81	129.8	129.6	129.6	1.6	0
Vegetable and vegetable juice cans	0211		374.9	376.1	376.1	(?)	0
All other food (including soup) cans	0215	06/81	130.7	130.7	130.7	.8	0
Paint and varnish cans	0218	06/81	119.9	119.9	119.9	0	0
All other non-food cans	0222	06/81	117.0	117.0	117.0	.2	0
Aluminum cans	03	06/81	109.7	108.0	109.5	-2.8	1.4
Soft drink cans	0301	12/72	233.2	234.0	239.1	0	2.2
Beer cans	0302	12/70	266.2	254.6	254.4	-7.3	-1
All other food (including soup) cans	0304	06/81	(?)	(?)	110.7	(?)	(?)
Metal can component (steel and aluminum)	04						
Metal can components (steel and aluminum)	0401	06/81	118.4	117.6	117.8	-3.4	.2
Barrels, drums, and pails	1032		341.4	345.6	345.0	2.5	-2
Steel pails	0101		311.6	320.0	320.0	2.9	0
Steel shipping barrels and drums	0102		355.4	358.9	357.8	2.0	-3
Hardware	104		307.2	307.1	307.7	.5	.2
Hardware, n.e.c.	1041		274.8	274.0	274.8	-9	.3
Builders hardware	01		317.2	317.5	319.0	1.6	.5
Doorlocks, locksets, locktrim, exc. arch. trim	0122	06/85	103.7	103.7	103.9	2.4	.2
Hinges, exc. cabinet hinges, incl. spring hinges	0124	06/85	96.2	94.7	98.3	-1.4	3.8
Door controls, closers and checking devices	0132	06/85	105.9	105.9	105.9	3.1	0
Key blanks	0139	06/85	100.2	100.3	100.3	.3	0
Window hardware	0144	06/85	104.5	104.5	106.0	2.7	1.4
Rim locks and other locking devices	0145	06/85	120.8	(?)	(?)	(?)	(?)
Cabinet hinges	0146		343.2	345.0	345.0	1.1	0
Cabinet hardware	0147	06/85	112.6	112.8	112.7	4.2	-1
Others builders hardware	0148	06/85	101.7	103.4	103.9	1.2	.5
Screen and storm door hardware	0149	06/85	101.1	101.1	101.1	-1.1	0
Transportation equipment hardware	03	12/67	218.3	218.8	219.1	-2.9	.1
Motor vehicle hardware	0311	06/85	90.6	90.8	90.8	-3.6	0
Marine hardware	0321	06/85	103.7	103.7	105.2	1.8	1.4

See footnotes at end of table.

Table 6. Producer price indexes and percent changes for commodity groupings and individual items—Continued

(1967 = 100 unless otherwise indicated)

Commodity	Commodity code	Other index base	Index			Unadjusted percent change to Sep. 1987 From:	
			May 1987 ¹	Aug. 1987 ¹	Sep. 1987 ¹	Sep. 1986	Aug. 1987
Hardware, n.e.c.—Continued	1041						
Aircraft hardware	0331	06/85	101.8	101.8	103.3	2.3	1.5
Furniture hardware	04		399.6	401.9	401.9	-1.0	0
Other hardware, n.e.c.	05						
Hand and edge tools	1042		394.9	396.7	397.0	3.4	.1
Axes, adzes, and hatchets	0106		352.1	352.1	352.1	3.0	0
Adjustable wrench, including pipe	0133		352.2	352.2	352.2	4.0	0
Screwdrivers	0141		329.6	329.6	329.6	3.6	0
Wrench socket	0147		355.5	355.5	355.5	4.2	0
All other wrenches	0149	06/83	117.8	118.2	118.2	4.0	0
Pliers	0151		355.0	355.0	355.0	2.0	0
Hammers, light forged	0161		334.6	334.6	334.6	4.3	0
Steel goods (forks, hoes, rakes, etc.)	0166		443.5	460.6	460.6	5.5	0
All other mechanics' hand service tools	0178	06/83	110.0	110.0	110.0	2.0	0
All other edge tools	0179	06/83	105.8	106.6	107.1	4.3	.5
Other hand tools, except edge tools	0183	06/83	113.8	114.6	114.6	3.3	0
Plumbing fixtures and brass fittings	105		334.3	333.8	335.7	3.7	.6
Vitreous china fixtures	1052		310.2	309.5	309.5	-1.1	0
Plumbing fixtures	0112	06/85	101.8	101.5	101.5	-1.3	0
Fixture accessories and fittings	0113	06/85	103.2	106.1	106.1	3.7	0
Brass fittings	1054		349.2	347.3	350.9	6.2	1.0
Bath and shower fittings	0211	06/83	112.0	113.0	113.0	4.4	0
Lavatory fittings	0215	06/83	108.6	108.3	108.3	2.9	0
Sink fittings	0219	06/83	116.1	111.7	116.8	7.5	4.6
Miscellaneous brass goods	0223	06/83	125.1	125.4	125.9	7.9	.4
Metal sanitary ware	1056		101.4	102.5	102.1	(?)	-4
Drinking fountains	0103	12/86	96.7	99.0	99.0	(?)	0
Sinks and sink laundry tray combinations	0105	12/86	101.4	103.3	102.4	(?)	-9
Bath tubs	0107	12/86	100.9	101.5	101.4	(?)	-1
Heating equipment	106		274.2	274.4	273.3	1.6	-4
Steam and hot water equipment	1061		294.3	295.8	295.8	2.5	0
Gas heating boilers	0102		295.0	301.2	301.2	3.6	0
Oil heating boilers	0103		314.8	313.7	313.7	.8	0
Warm air furnaces	1062		266.4	266.9	266.8	.7	0
Gas-fired wall furnaces	0136		392.9	392.9	392.9	2.8	0
Forced air, gas	0142		282.9	283.5	283.4	.6	0
Conversion burners and parts	1063		268.9	268.9	268.9	3.5	0
Gas burners, 400 mbh and under	0121		285.2	285.2	285.2	0	0
Com./ind. dual fuel burners	0136	12/80	133.8	133.8	133.8	1.9	0
Domestic heating stoves	1064		235.8	236.8	236.8	6.4	0
Wood/coal stoves, air tight	0126	12/80	(?)	(?)	(?)	(?)	(?)
Other domestic heating stoves	0137	06/86	105.7	107.5	107.5	1.7	0
Water heaters, domestic	1066		260.0	259.2	255.2	-5	-1.5
Electric	0101		222.3	222.2	221.5	-4	-3
Gas	0113		282.2	280.5	272.2	-1.5	-3.0
Other systems and other parts	1067		129.6	129.8	129.8	1.1	0
Other heating systems	01	12/80	128.3	128.9	128.8	1.4	-1
Other heating systems, n.e.c.	0126	12/80	127.6	128.5	128.4	2.1	-1
Other parts, n.e.c.	02	12/80	131.1	131.1	131.1	1.1	0
Fabricated structural metal products	107		318.1	321.4	323.4	2.3	.6
Metal doors, sash, and trim	1071		322.9	324.8	327.9	3.0	1.0
Metal doors and frames, exc. storm	02	06/83	110.7	111.3	111.6	3.6	.3
Aluminum doors	0201	06/83	110.5	111.3	111.9	4.3	.5
Iron and steel doors	0203	06/83	110.1	110.6	110.6	2.9	0
Steel door frames	0205		362.3	362.2	362.2	2.2	0
Shower doors and tub enclosures	0207	06/83	120.3	123.2	123.2	5.8	0
Metal window sash and frames, exc. storm	03	06/83	107.4	107.9	109.3	2.3	1.3
Aluminum window sash and frames	0309	06/83	107.4	108.0	109.4	2.1	1.3
Steel window sash and frames	0311		404.4	404.4	404.4	4.3	0
Metal molding and trim and storefronts	04						
Metal molding and trim and storefronts	0413	06/83	97.8	98.1	98.1	.6	0
Storm sash and doors	05						
Storm sash and doors	0515	06/83	112.8	113.1	116.1	3.8	2.7
Screens and weatherstrip	06						
Screens and weatherstrip	0617	06/83	110.0	113.1	114.0	3.5	.8
Metal tanks	1072		299.1	302.7	304.8	2.2	.7

See footnotes at end of table.

Table 6. Producer price indexes and percent changes for commodity groupings and individual items—Continued

(1967 = 100 unless otherwise indicated)

Commodity	Commodity code	Other index base	Index			Unadjusted percent change to Sep. 1987 From:	
			May 1987 ¹	Aug. 1987 ¹	Sep. 1987 ¹	Sep. 1986	Aug. 1987
Metal tanks--Continued	1072						
Bulk storage tank, 6000 gallons or less	0112		(?)	(?)	(?)	(?)	(?)
Bulk storage tank, over 6000 gallons	0113		(?)	(?)	(?)	(?)	(?)
Non-LPG gas cylinders	0122	06/80	103.8	103.7	103.7	-1.1	0
Custom tanks, 3/4 inch and less	0138	06/80	116.1	119.2	119.2	2.8	0
Petroleum storage tanks	0147	06/80	104.3	107.6	108.0	11.8	.4
All other customized tanks, field assembled	0148	12/86	(?)	(?)	(?)	(?)	(?)
Sheet metal products	1073						
Roofing, steel	0101		331.3	334.1	338.5	3.5	1.3
Roof drainage equipment, aluminum	0108	06/83	337.4	(?)	343.4	-2.0	(?)
Siding, aluminum	0109	12/82	103.3	(?)	(?)	(?)	(?)
Floor, fabricated metal	0117	06/83	106.2	105.1	105.3	2.3	.2
Stovepipe, furnace smokepipe, elbows & ducts, steel	0145	12/82	96.9	(?)	(?)	(?)	(?)
Bins and vats	0158	12/82	109.9	109.0	111.4	4.0	2.2
Culverts, flumes, and irrigation pipes, steel	0162	12/82	89.5	95.2	95.2	5.0	0
Culverts, flumes, and irrigation pipes, aluminum	0163	12/82	106.3	106.3	106.3	0	0
Other sheet metal work, steel	0166	12/82	111.2	111.2	111.2	-5.1	0
Other sheet metal work, aluminum	0167	12/82	111.6	111.6	112.1	2.2	.4
Other sheet metal work, not steel or aluminum	0169	06/83	109.7	111.4	109.9	-5	-1.3
			117.1	117.1	117.1	5.0	0
Struct., arch., pre-eng. metal products	1074						
Fabricated iron and steel pipe and fitting	02	06/81	310.9	316.2	316.9	2.7	.2
Petrochemical, paper mill, & water sewage treatment	0212	12/86	106.9	106.8	106.8	.6	0
Other iron and steel pipe and fittings	0214	06/81	100.0	98.8	98.9	(?)	.1
Fabricated iron and steel tube and fitting	03	06/81	111.1	111.6	111.6	1.5	0
Welded tubing	0302	06/81	113.8	119.0	117.9	2.8	-.9
Other iron and steel tube and fittings	0304	06/83	113.2	117.3	116.1	.3	-1.0
Nonferrous pipe and tube fabrication	04	06/81	126.4	136.9	136.9	(?)	0
Aluminum pipe and tube fabrication	0401	06/81	110.1	112.1	110.8	3.5	-1.2
Other nonferrous pipe and tube fabrication	0403	06/81	112.1	113.2	112.2	1.4	-.9
Fabricated structural metal	05	06/81	112.3	113.5	111.6	(?)	-1.7
Fabricated structural metal for buildings	0501		109.9	112.4	113.0	4.5	.5
Fabricated structural metal for bridges	0511		330.8	341.9	344.3	4.6	.7
Other fabricated structural metal	0512	06/82	(?)	(?)	311.4	(?)	(?)
Miscellaneous metal work	07	06/81	105.4	105.9	105.9	2.8	0
Fabricated concrete reinforcing bars	0791	12/73	88.2	88.5	88.3	-2.0	-2
Architectural and ornamental metalwork	08	12/83	152.5	152.5	152.5	-4.3	0
Warm air or air conditioning grilles,	0801	12/83	104.2	105.2	106.2	1.4	1.0
Stairs	0803	12/83	101.6	101.7	101.7	-2.6	0
Railings	0804	12/83	107.5	107.8	107.8	1.5	0
Grating and grating treads	0805	12/83	104.9	105.7	105.7	1.6	0
Light gauge metal framing	0806	12/83	104.6	108.5	110.2	6.6	1.6
Ground supported scaffolding and shori	0808	12/83	111.9	111.4	110.9	-1.6	-.4
Other architectural and ornamental met	0809	12/83	100.8	101.0	104.1	1.7	3.1
			100.0	101.5	101.5	1.8	0
Heat exchangers and condensers	1075						
Bare tube heat exchangers	0101	06/80	135.4	135.9	137.1	1.9	.9
Fin tube heat exchangers	0102	06/80	140.3	141.0	143.3	3.2	1.6
			130.5	130.7	131.6	1.2	.7
Fabricated steel plate	1076						
Weldments	0111	06/80	116.0	115.6	116.7	1.8	1.0
Steel plate for containers	0112	12/86	115.7	116.6	120.9	(?)	3.7
Other fabricated steel plate	0121	06/80	102.3	104.4	103.4	(?)	-1.0
			111.8	112.0	112.0	1.6	0
Steel power boilers	1077						
Water tube boilers up to 100,000 lbs./hr.	0102	06/80	121.3	116.9	117.2	-9.1	.3
			99.3	(?)	(?)	(?)	(?)
Prefabricated metal buildings	1079						
Prefab. metal bldg systems, ex. farm svcs	01	12/81	109.0	109.6	109.5	2.1	-.1
Industrial and commercial	0115	12/81	99.9	100.6	100.6	2.4	0
Other prefab. & portable metal buildings	02	12/81	99.9	100.5	100.6	2.4	.1
Grain storage bldgs., incl. farm & commercial types	0214	12/81	109.1	109.4	109.6	1.2	.2
Other farm service buildings, steel and aluminum	0215	12/81	107.6	107.6	107.6	.1	0
Small utility bldgs, incl. tool sheds, cabanas, etc.	0221	12/81	106.9	(?)	(?)	(?)	(?)
Dwellings & other non-farm buildings	0235	12/81	106.8	107.0	107.3	.5	.3
Panels, parts, & sections for prefab bldgs	03		116.3	117.3	117.8	2.9	.4
Panels, parts, sections for prefabricated buildings	0354	12/81	106.2	105.9	103.8	2.4	-2.0
Miscellaneous metal products	108						
Bolts, nuts, screws, rivets, and washers	1081						
Externally thread. fasteners, ex. aircraft	02	06/82	303.6	304.4	304.6	1.0	.1
Hex bolts	0206	06/82	278.4	278.9	278.7	.5	-.1
Square and round bolts	0207	06/82	104.6	104.8	104.6	.5	-.2
Studs	0208	06/82	94.5	94.5	94.5	2.2	0
Flanged, self-locking set and wood screws	0209	06/82	110.3	110.3	(?)	(?)	(?)
Machine screws	0221	06/76	96.6	96.6	96.3	-1.2	-.3
Cap screws	0231		147.3	147.8	150.3	2.6	1.7
High-strength structural and bent bolts	0246	12/76	150.3	153.5	153.5	1.4	0
Thread-cutting & rolling, & self drilling screws	0256	06/82	209.4	212.6	(?)	(?)	(?)
			134.0	134.0	134.0	.8	0
			102.4	101.2	101.2	-8	0

See footnotes at end of table.

Table 6. Producer price indexes and percent changes for commodity groupings and individual items—Continued

(1967 = 100 unless otherwise indicated)

Commodity	Commodity code	Other index base	Index			Unadjusted percent change to Sep. 1967 From:	
			May 1987 ¹	Aug. 1987 ¹	Sep. 1987 ¹	Sep. 1966	Aug. 1987
Bolts, nuts, screws, rivets, and washers—Continued	1081						
Other externally threaded fasteners	0261	06/82	106.6	106.6	107.4	0.9	0.8
Internally thread. fasteners, ex. aircraft	03	06/82	95.2	95.2	95.2	-.7	0
Nonthreaded fasteners, except aircraft	04	06/82	102.0	102.5	102.5	.8	0
Aircraft-aerospace fasteners	05	06/82	104.6	104.6	104.6	.8	0
Other formed fasteners	06	06/82	102.0	102.0	102.0	.5	0
Lighting fixtures	1083						
Residential	02	06/81	121.5	122.1	122.5	2.5	.3
Incandescent interior, including bath	0221	12/83	107.7	108.4	108.6	2.1	.2
Incandescent outdoor	0222		408.0	408.6	409.9	2.8	.3
Commercial/institutional or industrial	03	06/81	119.4	119.7	118.8	.8	-.8
Commercial incandescent fixtures, surface or pendant	0301	12/68	330.8	327.0	335.1	1.2	2.5
Commercial incandescent fixtures, recessed	0303	06/81	132.1	132.1	132.1	3.4	0
Commercial H.I.D. fixtures, mercury and other types	0311	06/81	127.3	128.9	127.6	-2.7	-1.0
Commercial fluor. fixtures, recessed air handling	0321		244.7	239.6	227.5	-1.7	-5.1
Commercial fluor. fixtures, recessed non-air	0323		234.1	233.0	230.6	-2.0	-1.0
Commercial fluorescent strip lights	0325	12/73	225.8	226.0	225.7	-.9	-.1
Commercial fluorescent ceiling systems	0327	06/81	107.5	106.0	105.7	2.8	-.3
Commercial fluorescent fixtures, plastic wraparound	0329	12/67	275.2	(²)	273.9	-.5	(²)
Commercial fluorescent fixtures, surface or pendant	0333	06/81	122.8	122.8	122.0	4.2	-.7
Component or renewal parts for commercial fixtures	0345	06/81	122.4	127.8	122.7	2.3	-4.0
Industrial fluorescent fixtures, general types	0361		294.9	293.5	296.8	-1.1	1.1
Industrial H.I.D. fixtures, mercury and other types	0371	06/81	113.2	113.2	113.2	.2	0
Vehicular	04	06/81	124.7	124.8	124.6	5.0	-.2
Motor vehicle incandescent lighting	0401	12/83	103.7	103.7	103.3	0	-.4
All other vehicular lighting equipment	0402	12/83	117.3	117.6	118.6	9.9	.9
Lighting equipment, n.e.c.	05	06/81	135.2	136.1	135.9	3.7	-.1
Outdoor lighting equipment, including parts	0522	06/85	100.3	100.6	100.5	-.2	-.1
Other electric and non-electric lighting	0524	06/85	106.1	107.6	107.3	11.1	-.3
Ammunition, except for small arms	1085	12/85	95.3	95.2	95.0	.2	-.2
Ordnance and accessories, n.e.c.	1086	12/85	100.5	101.5	102.1	-1.0	.6
Fabricated ferrous wire products	1088	06/82	100.5	100.2	100.4	-.2	.2
Ferrous wire rope, cable and strand	01	06/82	96.8	95.6	95.8	-.4	.2
Wire rope and cable	0111	06/82	101.4	99.5	99.5	-.9	0
Composite wire strand, rope and cable	0121	06/82	111.5	109.7	112.4	.8	2.5
Wire strand, other than composite types	0199	06/82	83.7	83.6	83.6	0	0
Steel nail and spikes	02	06/82	102.1	102.0	102.1	.8	.1
Bright nails	0211		365.9	364.3	364.5	-.3	.1
Galvanized nails	0213		381.2	381.0	383.0	.8	.5
Other wire nails	0219	06/82	101.3	101.3	101.3	0	0
Steel wire staples	0223	06/82	(²)	(²)	(²)	(²)	(²)
Steel fencing and fence gates	06	06/82	104.1	104.0	104.9	.5	.9
Chain link fencing	0613		324.2	322.3	322.6	-.5	.1
Wire fence, woven and welded	0621		313.5	313.5	313.5	0	0
Fence posts, gates and fittings	0635	06/82	(²)	(²)	(²)	(²)	(²)
Ferrous wire cloth, other woven wire prod.	07	06/82	108.5	108.6	108.3	1.4	-.3
Insect wire screening	0721		256.9	256.9	256.9	-.1	0
Woven wire netting	0771	06/82	107.1	107.6	105.9	-.6	-1.6
Wire cloth and other woven wire products	0799	06/82	109.1	109.1	109.1	2.2	0
Other fabricated ferrous wire products	09	06/82	99.5	99.5	99.6	-.9	.1
Wire chain, tire	0941	06/82	122.4	122.4	119.9	(²)	-2.0
Barbed and twisted steel wire	0951		359.1	358.9	359.5	.1	.2
Welded steel wire fabric for concrete reinforcing	0961		266.2	268.5	269.0	-1.0	.2
Other steel wire fabric	0965	06/82	100.2	98.7	99.2	-1.3	.5
Wire carts	0973	12/82	107.8	106.9	107.1	-.1	.2
Other wire products	0999	06/82	103.6	103.7	103.8	.2	.1
Other miscellaneous metal products	1089						
Hot formed springs	02	06/81	106.8	107.3	107.3	.9	0
Orig. equip. leaf springs, except for passenger cars	0216		275.5	278.1	278.1	.2	0
Replacement leaf springs for motor vehicles	0217	06/81	112.6	112.8	112.8	1.8	0
Locomotive, railroad car & other helical springs	0225	06/81	107.7	110.7	110.7	2.8	0
Cold formed springs	03	06/81	109.6	109.6	109.9	6.1	.3
Wire springs	04	06/81	117.8	118.6	118.5	2.5	-.1
Precision mechanical springs	0424	12/69	309.2	312.9	312.9	6.1	0
Other wire springs	0425	12/82	101.0	101.0	101.0	-.7	0
Other metal products	05		318.7	318.9	320.3	1.4	.1
Original equipment automobile stampings	0506	12/72	229.2	229.1	229.1	-.1	0
Replacement part automotive stampings	0508	12/82	99.4	99.4	100.6	2.9	1.2
Automotive screw machine products	0521	12/83	113.6	113.7	113.7	.1	0
Other screw machine products	0522	12/83	105.9	106.7	106.5	3.7	-.2
Metal strapping	0555	06/85	97.7	96.3	98.0	1.7	-.3
Metal powders, paste, and flake	0564	06/85	106.3	109.0	109.3	7.5	.3
Nonferrous nails, brads, staples, tacks, etc.	0566	06/85	97.6	97.8	98.6	.7	.8
Other fabricated metal products	0589	06/85	101.7	102.3	102.4	2.0	.1
Metal crowns and closures	06	12/83	100.5	101.6	101.6	-.2	0
Metal commercial closures (caps)	0611	12/83	99.2	99.9	99.9	-.9	0

See footnotes at end of table.

Table 6. Producer price indexes and percent changes for commodity groupings and individual items—Continued

(1967 = 100 unless otherwise indicated)

Commodity	Commodity code	Other index base	Index			Unadjusted percent change to Sep. 1987 From:	
			May 1987 ¹	Aug. 1987 ¹	Sep. 1987 ¹	Sep. 1986	Aug. 1987
Other miscellaneous metal products—Continued	1089						
Other metal closures, except crowns	0615	12/83	99.3	99.3	99.3	-0.1	0
Metal crowns	0617	12/83	104.5	104.2	104.2	-3	0
Metal stampings n.e.c.	07	06/84	105.2	105.3	105.5	1.2	.2
Job stampings, non-automotive	0701	12/72	302.6	303.0	303.9	.9	.3
Other stamped and pressed metal end products	0731	06/84	103.5	103.5	103.5	1.7	0
Metal foil and leaf	08	12/84	96.4	96.8	96.7	-2.3	-1
Laminated aluminum foil rolls and sheets	0811	12/84	95.8	96.0	96.0	-1	0
Converted unmounted alum. foil for nonpkg appl.	0821	12/84	101.3	102.1	101.7	.4	-4
Other metal foil and leaf	0831	12/84	95.3	96.3	96.0	-6.3	-3
Metal treatment services	109	12/84	106.1	106.4	105.9	.9	-5
Metal treatment services	1091						
Metal plating and polishing	01	12/84	106.0	106.4	105.8	1.6	-6
Metal coating and allied services	02	12/84	108.2	108.5	108.0	0	-5
Metal heat treating	03	06/85	101.8	101.9	101.9	1.5	0
Metal heat treating - Middle Atlantic	0332	06/85	104.0	104.0	104.0	5.8	0
Metal heat treating - South Central	0333	06/85	100.9	100.9	100.9	0	0
Metal heat-treating - Michigan	0334	06/85	100.7	100.7	100.7	.5	0
Metal heat treating - North Central	0336	06/85	103.9	103.4	103.4	1.7	0
Metal heat treating - Pacific Coast	0337	06/85	101.9	103.6	103.6	2.3	0
Metal heat treating - Southwest	0338	06/85	101.1	101.1	101.1	-3	0
Machinery and equipment	11		307.1	308.2	308.4	1.4	.1
Agricultural machinery and equipment	111		341.8	341.1	341.1	.4	0
Farm and garden tractors	1111		351.3	351.5	350.5	1.2	-3
Farm tractors, wheel type	02						
Farm tractors, two wheel drive	0201		367.6	367.6	367.6	0	0
Farm tractors, four wheel drive	0211	12/82	104.5	(?)	(?)	(?)	(?)
Garden tractors	05						
Garden tractors	0522		332.3	335.9	323.5	2.1	-3.7
Farm tractor parts and attachments	52	12/82	107.2	107.1	107.1	3.8	0
Attachments	5221	12/82	110.2	108.5	(?)	(?)	(?)
Agricultural machinery excl. tractors	1112		351.5	350.2	350.8	0	.2
Plows	01		415.6	415.6	415.6	.5	0
Harrows, rollers, and stalk cutters	02	12/67	368.1	368.2	370.0	1.5	.5
Stalk shredders and cutters	0211	12/82	106.7	106.7	(?)	(?)	(?)
Harrows and rollers	0221	12/82	108.3	108.4	108.4	1.1	0
Blade terracers and scrapers and land levelers	0231	12/82	106.0	106.0	(?)	(?)	(?)
Planting, seeding, and fertilizing mach.	03		350.4	350.5	350.3	-4	-1
Planting and seeding machinery	0311	12/82	105.7	105.7	105.7	0	0
Fertilizing machinery	0321	12/82	103.0	103.1	102.8	-1.5	-3
Cultivators	04		334.8	340.0	340.0	2.3	0
Cultivators	0411	12/82	111.1	112.8	112.8	(?)	0
Sprayers and dusters	05		264.6	264.6	264.4	5.4	-1
Power sprayers, other than field & row crop types	0511	12/82	103.7	103.7	103.6	5.4	-1
Harvesting machinery	06		358.5	359.2	359.3	.9	0
Harvesting machinery	0611	12/82	109.8	110.0	110.0	(?)	0
Haying machinery	07		351.7	351.5	350.0	-3.0	-4
Haying machinery	0711	12/82	105.6	105.6	105.1	(?)	-5
Crop preparation machinery	08	12/67	327.5	317.3	330.5	2.0	4.2
Farm elevators and blowers	09	12/67	374.8	379.2	388.2	3.7	2.4
Farm wagons & other farm transport equip.	11		322.8	323.8	323.8	-3.6	0
Farm wagons and other farm transportation equipment	1111	12/82	101.0	101.3	101.3	-3.6	0
Commercial turf and grounds mowing equip.	12	12/82	109.5	109.5	107.6	-1.5	-1.7
Commercial turf and grounds mowing equipment	1211	12/82	109.5	109.5	107.6	-1.5	-1.7
Comm. turf & grounds care eq., parts & att	13	06/83	115.5	115.5	118.5	3.0	2.6
Parts, farm mach. excluding tractor	51	12/73	263.4	258.6	258.5	-1.0	0
Parts, farm machinery, sold for replacement/repair	5192	12/82	106.6	103.9	103.9	-1.9	0
Attachments, farm machinery, ex. tractors	52	12/82	103.4	101.7	101.7	0	0
Agricultural equipment	1113		271.9	271.3	271.2	-4	0
Poultry equipment	01		283.3	283.3	283.3	0	0
Barnyard and hog equipment	02		298.3	297.7	297.7	-1.9	0
Barn and barnyard equipment	0231	12/82	103.7	103.7	103.7	-2.4	0
Hog equipment	0241	12/82	106.7	105.5	105.5	.3	0
Water systems	03		233.8	234.4	234.3	-2	0
Irrigation systems	04	12/82	100.4	99.3	99.3	-4	0
Self-propelled irrigation systems, center pivot	0401	12/82	99.9	98.6	98.6	-2	0
All other self-propelled irrigation systems	0402	12/82	103.1	103.1	(?)	(?)	(?)
Farm dairy machines and attachments	0522	06/83	114.2	114.2	114.2	.1	0
Parts, agricultural equipment	51	12/82	108.4	108.3	108.3	.9	0
Parts, agricultural equipment, sold to o.e.m.	5101	12/82	(?)	(?)	(?)	(?)	(?)
Operator cabs for farm equipment	5103	06/83	121.1	121.1	121.1	2.7	0
Construction machinery and equipment	112		375.6	375.5	375.8	2.4	.1

See footnotes at end of table.

Table 6. Producer price indexes and percent changes for commodity groupings and individual items—Continued

(1967=100 unless otherwise indicated)

Commodity	Commodity code	Other index base	Index			Unadjusted percent change to Sep. 1987 From:	
			May 1987 ¹	Aug. 1987 ¹	Sep. 1987 ¹	Sep. 1986	Aug. 1987
Power cranes, excavators, and equipment	1121		359.6	360.3	360.3	3.2	0
Excavators	04	12/80	123.4	124.2	124.2	4.1	0
Cranes	06	12/80	128.8	128.8	128.8	3.7	0
Cable operated cranes	0608	12/80	131.0	131.0	131.0	5.2	0
Hydraulic operated cranes	0609	12/80	127.6	127.6	127.6	2.7	0
Miscellaneous cranes, incl. walking drag lines	0611	12/80	126.7	(?)	(?)	(?)	(?)
Front end attachments and parts	07	12/80	115.7	116.1	116.1	.8	0
Front end attachments for cranes and excavators	0701	12/80	133.1	133.1	133.1	1.6	0
Parts for cranes and excavators	0702	12/80	112.1	112.6	112.6	.7	0
Construction equipment for mounting	1122		411.0	409.3	409.9	2.6	.1
Const. equip. for mounting, ex. snow clearing attach	0301	06/86	102.4	102.3	102.3	2.6	0
Snow clearing attachments for mounting	0302	12/76	186.1	182.3	183.6	1.8	.7
Specialized construction machinery	1123		435.8	436.1	437.2	-.4	.3
Portable crushing, screening, and washing plants	0303	12/80	132.8	132.8	132.8	2.5	0
Rollers	0304	12/80	136.1	136.4	137.5	2.7	.8
Portable air compressors	1124		180.3	167.0	168.4	-3.3	.8
Scrapers and graders	1125		394.3	394.9	395.2	5.6	.1
Motor graders, light maintainers	0115	06/86	105.2	105.4	105.5	5.5	.1
Parts and other equipment	1126	12/80	114.9	115.0	115.1	.2	.1
Parts/attach., ex cranes/excav./tractors	01	12/80	110.1	110.0	110.0	-.8	0
Parts and attachments sold to oem	0101	12/80	114.1	114.1	114.1	(?)	0
Parts and attachments for replacement and repair	0102	12/80	109.1	108.9	108.9	-.1	0
Other construction equipment	02	12/80	120.1	120.6	121.0	1.7	.3
Other excavating and construction machinery	0206	12/80	108.0	(?)	(?)	(?)	(?)
Other miscellaneous construction machinery	0207	06/86	100.1	101.0	101.6	1.8	.6
Mixers, pavers, spreaders, etc.	1127		272.7	272.7	272.7	1.3	0
Concrete equipment	0155	06/86	103.7	103.7	103.7	2.2	0
Bituminous equipment	0156	06/86	99.8	99.8	99.8	.1	0
Tractors, other than farm	1128		398.0	398.7	398.8	3.3	0
Wheel type	01		383.7	389.3	389.3	2.0	0
Crawler type	02		396.0	396.0	396.0	5.2	0
Tractor parts and attachments	0305	06/86	102.1	102.1	102.1	(?)	0
Tractor shovel loaders	04	12/80	133.8	134.1	134.3	3.4	.1
Off-highway equipment	1129		392.6	392.3	395.0	3.2	.7
Metalworking machinery and equipment	113		352.7	353.9	354.6	1.6	.2
Metalworking machinery n. e. c.	113-A	06/83	112.6	114.6	114.2	3.0	-3
Assembly machines	01						
Assembly machines	0101	06/83	109.5	112.1	111.0	.5	-1.0
Other metalworking machinery	02						
Other metalworking machinery	0201	06/83	115.1	116.2	116.7	4.9	.4
Power driven hand tools	1132		241.3	241.8	242.2	1.2	.2
Power hand tools, electric/battery powered	06	06/86	101.6	101.9	102.2	1.9	.3
Power hand tools, pneumatic/hydr./powder	08	06/86	102.5	103.7	103.7	2.8	0
Welding machines and equipment	1133		304.2	304.5	305.1	1.1	.2
Arc welding mach., components ex electrode	01		269.9	272.0	272.0	2.7	0
Arc welding machines	0172	12/84	104.9	106.5	106.6	2.9	.1
Components for arc welding mach., exc. electrodes	0174	12/84	102.8	102.8	102.7	2.4	-.1
Resistance welders, components & electrode	02		330.3	330.7	330.7	1.8	0
Arc welding electrodes	03		337.7	335.5	338.0	-.2	.7
Gas welding machines and equipment	04		256.0	256.0	256.0	.4	0
Industrial process furnaces and ovens	1134		402.3	402.2	402.4	1.7	0
Electric, excluding induction & dielectric	01		440.1	439.1	439.1	1.7	0
Electric furnaces	0108	12/86	101.5	101.5	101.5	(?)	0
Electric industrial ovens and kilns, incl. infrared	0109	12/86	101.6	100.6	100.6	(?)	0
Fuel-fired	02		412.6	413.1	413.1	.3	0
Fuel-fired furnaces	0218	12/86	100.0	100.2	100.2	(?)	0
Fuel-fired ovens and kilns	0219	12/86	100.2	100.2	100.2	(?)	0
Induction and dielectric heating equip.	03		334.3	334.3	334.3	2.7	0
Induction furnaces and heating equipment	0326	12/86	101.6	101.6	101.6	(?)	0
Otr. indus. elec. heat. units; parts/attach	05		368.0	367.9	368.8	2.4	.2
Parts, attachments, and components	0543	06/81	109.4	109.4	110.2	.9	.7
Other industrial electric heating units	0545	06/81	132.3	132.3	132.3	3.7	0
Cutting tools and accessories	1135		294.2	295.5	295.7	1.2	.1
Small cutting tools	01		293.3	293.2	293.2	.3	0
Small cutting tools	0116	06/83	104.5	104.4	104.4	.3	0
Precision measuring tools	02		270.9	278.4	278.4	3.2	0
Precision measuring tools	0243	06/83	109.9	112.9	112.9	3.1	0

See footnotes at end of table.

Table 6. Producer price indexes and percent changes for commodity groupings and individual items—Continued

(1967 = 100 unless otherwise indicated)

Commodity	Commodity code	Other index base	Index			Unadjusted percent change to Sep. 1987 From:	
			May 1987 ¹	Aug. 1987 ¹	Sep. 1987 ¹	Sep. 1986	Aug. 1987
Cutting tools and accessories—Continued	1135						
Metalworking power saw blades	03	06/83	119.6	119.6	119.6	8.1	0
Bandsaw blade	0327	06/83	117.2	117.2	117.2	10.0	0
Other metal working power saw blades	0332	06/83	107.3	107.3	107.3	.8	0
Other power saw blades	04						
Other machine tool attachments & acc.	05						
Other machine tool attachments & accessories	0501	06/83	109.1	109.4	109.7	0	.3
Abrasive products	1136		320.9	321.2	321.4	-.9	.1
Nonmetallic sized abrasives	01		271.5	271.5	271.5	-1.5	0
Nonmet. bonded abrasives and diamond wheel	03	12/80	127.2	127.1	127.3	1.5	.2
Nonmetallic coated abrasive products	05	12/80	141.9	142.3	142.3	1.4	0
Metal abrasives, including scouring pads	31	12/76	146.1	146.6	146.6	.2	0
Metal cutting machine tools	1137		414.6	414.6	415.5	2.6	.2
Boring machines	11	12/71	280.9	283.7	283.7	1.2	0
Drilling machines	12						
Drilling machines	1231	06/83	105.9	105.9	106.1	.8	.2
Grinding machines	13	12/71	378.0	376.2	377.4	4.8	.3
Lathes	14	12/71	289.9	292.1	293.1	1.2	.3
Milling machines	1511	06/83	106.7	106.7	106.7	2.6	0
Multi-function machines, n/c	16	12/71	196.5	190.4	193.1	1.5	1.4
Gear cutting machines	17	12/71	570.9	570.9	570.9	3.7	0
Station type machines	18	06/83	121.4	121.4	121.4	2.9	0
Other metal cutting machine tools	19	12/71	309.7	313.6	314.6	2.5	.3
Parts for metal cutting machine tools	51	12/72	444.1	446.2	446.0	2.9	0
Metal forming machine tools	1138		443.9	446.9	450.7	2.2	.9
Punching, bending and forming machines	21	12/71	315.3	317.3	316.7	1.4	-.2
Press brakes	2104	12/71	356.9	356.9	356.9	3.3	0
Other bending/forming machines, including folders	2119	12/86	100.0	101.7	101.2	(?)	-.5
Shearing machines	22	12/71	355.6	357.4	360.6	1.8	.9
Presses	23	12/71	365.6	371.2	371.1	1.8	0
Mechanical presses	2308	12/86	100.3	100.4	100.4	(?)	0
Other metal forming machines	25	12/71	363.1	363.8	366.0	1.3	.6
Other metal forming mach. tools, inc. rebuilt tools	2508	12/86	100.0	100.0	100.9	(?)	.9
Parts for metal forming machine tools	51	12/72	375.7	376.8	386.9	3.8	2.7
Tools, dies, jigs, fixtures & ind. molds	1139	06/81	116.6	117.2	117.5	1.6	.3
Special dies, tools, jigs, and fixtures	01	06/81	117.2	118.1	118.6	1.7	.4
Jigs/fixtures, gauging and checking, under 1000 lbs.	0101	06/81	174.3	174.3	174.3	(?)	0
Jigs/fixtures; other types, under 1000 lbs.	0103	06/81	101.3	106.8	106.8	8.0	0
Forming and drawing dies, 500 lbs. and under	0107	06/81	121.1	(?)	(?)	(?)	(?)
Forming and drawing dies, 501-3000 lbs.	0108	06/81	100.0	(?)	(?)	(?)	(?)
Stamping dies, progressive type, high speed steel	0111	06/81	102.4	102.8	102.8	(?)	0
Stamping dies, progressive type, other steel	0112	12/86	100.0	100.0	100.0	(?)	0
All other stamping-type dies	0114	06/81	108.4	108.4	108.4	-.4	0
Other components and parts for dies	0125	06/81	121.5	(?)	121.5	0	(?)
Other specially designed tooling and prototypes	0129	12/86	100.0	100.0	100.0	(?)	0
Industrial molds	03	06/81	114.9	115.0	115.0	1.5	0
Die casting molds	0301	06/81	116.4	116.4	116.4	3.5	0
Injection molds for plastic products	0305	06/81	110.9	111.0	111.0	1.3	0
Other molds for plastic products	0306	12/86	100.7	100.7	100.7	(?)	0
General purpose machinery and equipment	114		328.4	329.2	330.2	1.1	.3
Pumps, compressors, and equipment	1141		364.7	365.2	365.3	.6	0
Industrial pumps	02		370.6	371.1	371.4	1.8	.1
Reciprocating pumps	0202		460.3	460.3	460.3	0	0
Turbine pumps	0211		323.7	326.6	321.6	.3	-1.5
Rotary pumps	0231		373.8	373.8	375.9	3.4	.6
Centrifugal pumps	0241	12/83	107.8	107.8	108.2	2.2	.4
Diaphragm pumps	0251	12/83	104.3	104.6	104.6	.3	0
Stationary air compressors	03	12/70	240.5	244.0	244.0	2.2	0
Stationary air compressors	0311	06/84	101.1	102.5	102.5	2.1	0
Stationary gas compressors	04	12/70	337.5	340.9	340.6	1.7	-.1
Other compressors	05						
Other compressors	0501	06/84	91.9	91.9	91.9	0	0
Vacuum pumps	0601	06/84	109.7	109.7	109.7	2.6	0
Air/gas compress. & vac. pump pts./attach.	07						
Air & gas compressor & vacuum pump parts & attachmts	0701	06/84	103.2	103.2	103.2	.5	0
Industrial spraying equipment	08						
Industrial spraying equipment	0801	06/84	108.7	108.7	108.7	-.1	0
Measuring & dispensing pumps	09	06/84	105.3	106.0	106.0	0	0
Gasoline dispensing pumps, computing type	0901	06/84	103.1	103.2	103.2	0	0
Lubricating-oil and grease dispensing equipment	0903	06/84	109.6	112.5	112.5	2.6	0
Other pumps, including parts	12	12/83	106.9	106.3	106.3	-1.5	0
Other pumps	1201	12/83	108.0	109.4	109.9	2.6	.5
Parts and attachments for pumps	1211	12/83	106.8	105.9	106.0	-1.9	.1
Elevators, escalators, and other lifts	1142		274.7	275.5	275.5	1.1	0

See footnotes at end of table.

Table 6. Producer price indexes and percent changes for commodity groupings and individual items—Continued

(1967=100 unless otherwise indicated)

Commodity	Commodity code	Other index base	Index			Unadjusted percent change to Sep. 1987 From:	
			May 1987 ¹	Aug. 1987 ¹	Sep. 1987 ¹	Sep. 1986	Aug. 1987
Elevators, escalators, and other lifts—Continued							
Elevators & escalators	1142						
Electric freight elevator	01		266.1	265.5	265.5	0.6	0
Geared electric passenger elevator	0101		583.8	583.8	583.8	2.1	0
Hydraulic passenger elevator	0102		255.1	254.7	254.7	.4	0
Other non-farm elevators, including dumbwaiters, etc	0105	12/76	141.6	140.2	140.2	-6	0
Elevator and escalator parts & attachments	0109	06/81	121.0	121.8	121.8	4.5	0
Parts and attachments for elevators and escalators	02						
Automobile lifts	0221	06/81	134.0	136.5	136.5	2.7	0
Automobile lifts	03						
Automobile lifts	0301	06/81	114.8	114.8	114.8	0	0
Fluid power equipment							
Fluid power pumps	1143	12/70	271.3	273.3	273.8	1.6	.2
Fluid power valves	01	12/70	270.1	273.0	273.0	2.2	0
Cyls., accumulators, cushions, shock absrs	02	12/71	244.6	248.0	249.0	2.2	.4
Cylinders, accumulators, cushions, shock absorbers	03						
Fluid power hose and tube fittings	0311	06/84	103.5	103.2	103.2	.5	0
	04	12/72	258.1	260.6	261.5	1.5	.3
Industrial material handling equipment							
Conveying equipment	1144	12/70	297.8	299.1	299.9	.9	.3
Monorail systems	02		251.7	252.5	253.0	1.3	.2
Unit handling convey/convey sys hoists/farm elevators	0201		(?)	393.1	(?)	(?)	(?)
Parts/acces. for unit handling conveyors & conv. sys	0212	06/84	103.2	103.4	103.4	1.0	0
Bulk mtl hdng conveyors & conveying sy ex ho & farm	0214	06/84	108.7	109.3	109.3	.6	0
Pts & access for bulk mtl hdng conveyors & conv sys	0216	06/84	102.4	102.9	103.2	1.7	.3
Industrial trucks and tractors	0218	06/84	103.8	103.8	104.7	1.7	.9
Electric trucks, operator-riding	03	12/70	235.6	237.1	237.7	.3	.3
Motorized handtrucks	0351		243.6	245.3	248.5	2.0	1.3
Internal combustion trucks, under 6,000 lbs.	0352	06/80	109.6	109.6	111.3	1.6	1.6
Internal combustion trucks, 6,000 - 14,999 lbs.	0361		257.4	262.1	261.7	.3	-.2
Internal combustion trucks, 15,000 lbs. and over	0362	06/80	111.9	113.3	113.3	1.3	0
Other powered trucks and tractors	0363	06/80	126.1	127.5	127.3	1.7	-.2
Handtrucks, trailers and dollies, ex. handlifts	0366	12/86	100.2	100.2	100.2	(?)	0
All other industrial trucks and tractors	0375	06/80	120.9	120.9	121.0	.1	.1
Parts, attachments, and accessories	0377	12/86	100.8	100.8	100.7	(?)	-.1
Hoists, cranes and stacking machines	0378	12/86	97.0	97.3	97.3	(?)	0
Hoists, including parts	04	12/70	303.3	304.3	305.2	1.2	.3
Cranes and stacking machines, including parts	0481	12/84	108.0	108.4	109.0	2.2	.6
	0485	12/84	101.4	101.8	101.8	.4	0
Mechanical power transmission equipment							
Speed changers, drives, gears	1145		348.5	349.2	350.6	.8	.4
Speed reducers, fixed ratio, enclosed	01	12/84	103.6	103.7	103.9	.9	.2
Gear motors	0106	12/83	108.1	108.6	108.6	2.0	0
Loose gear, pinions and racks	0107	12/83	107.6	107.6	107.2	.8	-.4
Mechanical-variable speed changers	0108	12/83	104.5	104.5	104.5	-.3	0
Industrial high speed drives	0109	12/83	108.4	108.4	108.4	-1.7	0
Parts/components for speed changers,	0112	12/83	106.5	106.5	106.5	2.0	0
Other power transmission equipment	0114	12/83	113.4	113.4	117.1	4.3	3.3
Plain bearings and bushings	02	12/84	106.4	106.7	107.3	.8	.6
Clutches	0201	12/84	98.2	98.2	98.2	1.7	0
Flexible couplings	0202	12/84	104.9	106.1	106.9	1.4	.8
Chains for sprocket drives	0203	12/84	109.4	110.8	110.9	2.4	.1
Sprockets	0204	12/84	102.6	102.4	102.4	2.5	0
Packaged hydraulic drives/univ. joints/flex. shafts	0205	12/84	101.7	101.7	104.4	2.7	2.7
Other power transmission equipment inc. sheaves	0207	12/84	107.7	107.7	110.2	4.6	2.3
	0209	12/84	111.5	111.5	112.0	-2.8	.4
Scales and balances							
Motor truck scales	1146		234.0	234.4	235.4	1.2	.4
Industrial scales	02						
Bench and portable scales	0231		271.2	271.2	271.2	.2	0
Floor scales	04	12/80	110.0	110.6	110.4	.6	-.2
Misc. industrial scales	0433		332.0	332.0	332.0	.4	0
Commercial retail scales	0434		326.1	331.6	326.6	.8	-.9
Misc. retail-commercial scales	0437		280.9	(?)	281.8	.5	(?)
Personal household scales	05	12/80	88.9	88.9	89.1	1.7	.2
Personal weighing scales and misc. household scales	0539	12/80	116.3	116.3	117.0	.9	.6
Mailing scales	06	12/80	129.9	129.9	133.8	4.3	3.0
Mailing and parcel post scales	0642	12/80	142.1	142.1	143.8	3.2	1.2
Accessories and attachments	07						
Accessories and attachments	0742	12/80	119.4	119.4	119.4	5.1	0
Parts for scales and balances	08						
Parts for scales and balances	0843	12/80	113.7	113.7	113.7	.9	0
Parts for scales and balances	09						
Parts for scales and balances	0944	12/80	107.9	107.9	107.9	0	0
Fans and blowers, except portable							
Centrifugal fans and blowers	1147		370.7	371.7	371.2	1.5	-.1
Propeller fans and accessories	0141	12/83	108.1	108.5	108.7	3.5	.2
Dust collection & air purification equip.	0142	12/83	118.6	119.4	118.5	.9	-.8
Dust collection and a/c equip.	0143	12/83	109.2	109.2	109.2	.3	0
	0144	12/83	108.5	108.5	108.5	1.4	0
Air conditioning and refrigeration equip							
	1148	12/77	149.8	150.1	150.4	.8	.2

See footnotes at end of table.

Table 6. Producer price indexes and percent changes for commodity groupings and individual items—Continued

(1967 = 100 unless otherwise indicated)

Commodity	Commodity code	Other index base	Index			Unadjusted percent change to Sep. 1987 From:	
			May 1987 ¹	Aug. 1987 ¹	Sep. 1987 ¹	Sep. 1986	Aug. 1987
Air conditioning and refrigeration equip.—Continued							
Heat transfer equipment	01	12/77	155.6	156.9	158.6	2.1	1.1
Central station a/c unit	0107	12/77	172.8	172.8	177.8	4.2	2.9
Unit cooler	0109	12/77	153.3	154.3	154.3	1.9	0
Remote refrigerent condenser	0111	12/77	136.2	138.0	138.0	1.2	0
Finned coils, all types	0117	12/77	146.5	146.6	148.2	.8	1.1
Other heat transfer equipment	0131	12/82	108.1	(?)	(?)	(?)	(?)
Unitary air conditioners	02	12/77	143.6	144.4	144.2	-1.1	-1
Year-round air conditioners	0205	12/77	137.7	137.5	137.4	-9	-1
Air conditioners, except window and wall units	0209	12/77	139.7	142.2	142.2	-1.4	0
Single package heat pump	0215	12/77	145.7	145.7	145.7	-5	0
Split system heat pump	0217	12/77	137.0	137.3	137.2	-1.0	-1
Split system, condensing unit	0219	12/68	212.9	214.0	213.5	-9	-2
Commercial refrigeration equipment	03	12/77	159.0	159.0	159.1	1.8	.1
Refrigeration enclosures	0301	12/82	115.1	115.1	115.2	2.5	.1
Mechanical drinking water cooler	0309	12/77	133.0	132.7	133.6	1.5	.7
Mechanical beverage cooling and dispensing equipment	0311	12/82	106.2	106.2	106.2	-2.7	0
Other commercial refrigeration equipment	0319	12/82	112.4	(?)	(?)	(?)	(?)
Refrigerant compressors	04	12/77	138.9	138.7	138.6	.2	-1
Refrigeration condensing units	05	12/77	146.0	145.9	145.9	1.5	0
Other a/c and refrigeration equipment	06	12/77	156.7	156.8	157.1	1.3	.2
Icemaking machines	0603	12/77	155.4	155.4	155.4	.3	0
Mobile vehicle refrigeration system	0606	12/77	147.9	(?)	(?)	(?)	(?)
Evaporative air cooler	0617	12/77	151.2	(?)	(?)	(?)	(?)
Mobile vehicle mechanical a/c system	0621	12/82	108.9	(?)	109.5	2.2	(?)
Liquid chiller, centrifugal and reciprocating	0623	12/82	110.6	110.4	110.4	-2.9	0
Soda fountain and beer dispensing equipment	0625	12/82	115.6	116.0	116.2	3.6	.2
Other refrigeration machinery & air condition equip.	0629	12/82	111.2	110.7	110.9	1.6	.2
Miscellaneous general purpose equipment							
Metal valves, except fluid power	02	12/82	108.5	107.9	108.9	1.6	.9
Gates, globes, angles, and checks	0201	12/82	105.5	103.8	105.1	2.1	1.3
Ball valves	0202	12/82	103.4	101.1	101.5	-1.8	.4
Butterfly valves	0203	12/82	97.9	97.7	97.7	-8	0
Plug valves	0204	12/82	105.6	105.7	105.7	-2.5	0
Plumbing and heating valves (low pressure)	0205	12/82	107.8	107.8	109.4	3.2	1.5
Control valves	0206	12/82	113.6	113.6	116.0	4.5	2.1
Regulator valves	0207	12/82	111.9	111.9	113.4	1.8	1.3
Solenoid valves	0208	12/82	123.2	123.1	123.1	1.6	0
Other valves	0209	12/82	109.5	109.7	110.3	.8	.5
Metal pipe fittings, flanges, and unions	03	12/82	108.7	110.2	111.4	4.2	1.1
Parts & attachments for valves & fittings	04	06/83	116.3	116.3	116.3	.4	0
Ball and roller bearings	05		355.0	357.0	358.1	.4	.3
Single row maximum capacity ball bearings	0514	06/83	100.2	(?)	100.2	-3.9	(?)
Angular contact ball bearings	0518	06/83	114.8	(?)	114.8	2.6	(?)
Other single row conrad ball bearings, prec. & reg.	0526	06/83	108.8	111.5	111.5	-1.0	0
Other ground and unground ball bearings	0527	06/83	137.7	(?)	143.1	5.7	(?)
Mounted bearings	0534	06/83	109.4	110.1	111.5	1.9	1.3
Ball and roller bearing parts and components	0535	06/83	105.4	105.4	104.8	-1.0	-6
Thrust ball bearings	0536	06/83	114.1	114.1	114.1	1.8	0
Taper roller bearings	0537	06/83	102.3	100.6	100.6	-1.3	0
Roller bearings, except taper	0538	06/83	110.1	112.1	112.0	2.4	-1
Industrial patterns	07	12/84	102.8	102.8	104.6	1.8	1.8
Filters and strainers	08	12/84	107.8	108.3	108.6	1.5	.3
Other miscellaneous general purpose equipm	11	12/84	103.6	103.7	103.9	2.2	.2
Special industry machinery and equipment							
Food products machinery	1161		359.1	360.9	361.1	1.4	.1
Dairy industry machinery	01		245.7	247.2	247.2	3.0	0
Commercial food production machinery	04		355.6	356.3	356.2	.9	0
Industrial food production machinery	05	12/83	107.4	108.2	108.3	1.2	.1
Textile machinery and equipment	1162		294.1	294.3	295.9	2.8	.5
Textile machinery	12	06/86	103.5	103.6	103.8	1.9	.2
Textile machinery	1201	06/86	103.5	103.6	103.8	1.9	.2
Industrial sewing machines	66		296.1	296.4	296.1	1.2	-1
Textile machinery parts and attachments	77	12/80	137.3	137.3	139.0	4.5	1.2
Textile machinery parts and attachments	7701	06/86	104.2	104.2	105.4	4.5	1.2
Woodworking machinery and equipment	1163		304.9	307.5	309.2	1.6	.6
Other than for home workshops	01	12/80	113.8	114.6	116.2	2.2	1.4
Sawmill equipment	0101		204.9	206.9	210.1	3.1	1.5
Sawing machines, except sawmill equipment	0103	12/80	126.1	129.7	129.7	1.2	0
Straight-line machinery: planers, sanders, etc.	0104	12/80	120.4	120.4	120.4	-3.8	0
Boring and carving machinery, dovetailers, etc.	0105	12/80	117.1	117.1	117.1	1.7	0
Other woodworking machinery: lathes, presses, etc.	0106	12/80	143.5	143.7	147.7	3.9	2.8
Parts/attachments: cutting tools, ex. sawblades	0107	12/80	76.6	76.6	76.6	1.2	0
All other parts, attachments, and accessories	0108	12/80	105.9	107.2	107.9	3.2	.7
For home workshops	04		373.4	379.5	378.8	(?)	-2
Woodworking power saw blades	05		367.7	367.7	367.7	1.7	0

See footnotes at end of table.

Table 6. Producer price indexes and percent changes for commodity groupings and individual items—Continued

(1967 = 100 unless otherwise indicated)

Commodity	Commodity code	Other index base	Index			Unadjusted percent change to Sep. 1987 From:		
			May 1987 ¹	Aug. 1987 ¹	Sep. 1987 ¹	Sep. 1986	Aug. 1987	
Woodworking machinery and equipment—Continued								
Solid tooth	1163	0521	12/72	286.9	286.9	286.9	2.2	0
Inserted tooth		0522	12/72	240.1	240.1	(²)	(²)	(²)
Other woodworking power saw blades		0525	06/83	104.4	104.4	104.4	.8	0
Paper industries machinery								
.....	1164		06/82	115.9	115.4	115.6	1.9	.2
Wood preparation equipment		0101	06/82	108.1	(²)	108.1	1.2	(²)
Pulp mill machinery		0103	06/82	107.3	107.3	107.3	.5	0
Papermill machinery		0105	06/82	113.9	113.6	114.0	3.6	.4
Paper and paperboard converting equipment		0107	06/82	124.3	123.2	123.3	2.2	.1
Printing trades machinery and equipment								
.....	1165			337.6	340.0	340.1	2.3	0
Printing presses, offset		01		404.7	406.5	406.5	.8	0
Web fed printing presses		0112	12/82	118.0	118.5	118.5	.9	0
Bookbinding machinery and equipment		05		347.8	349.5	350.2	1.9	.2
Bookbinding machinery and equipment		0511	12/82	121.4	122.1	122.3	1.8	.2
Printing presses, other than lithographic		06						
Printing presses, other than lithographic		0611	12/82	115.5	118.0	118.0	3.4	0
Other printing machinery and equipment		09	12/82	115.2	115.9	115.9	2.7	0
Other special industry machinery								
.....	1166			474.5	474.9	475.9	2.1	.2
Rubberworking machinery		01	12/81	115.8	115.8	115.8	.6	0
Plasticworking machinery		03	12/81	127.8	128.4	128.6	4.6	.2
Extrusion machinery		0301		406.4	408.9	408.9	6.9	0
Injection molding machinery		0304	12/81	(²)	131.7	131.7	(²)	0
Blow molding machinery		0305	06/86	103.5	(²)	(²)	(²)	(²)
Other plasticworking machinery and parts		0306	12/81	119.9	120.6	121.0	2.1	.3
Chemical industry machinery		04		464.8	464.8	464.8	.6	0
Chemical mixers		0412	12/72	294.4	294.4	294.4	1.6	0
Automotive maintenance equipment		05	06/83	107.7	107.7	107.9	.9	.2
Miscellaneous industry machinery		06		468.1	468.2	469.5	1.8	.3
Fuel fired kilns and parts		0621		(²)	376.5	376.5	(²)	0
Cotton ginning machinery and parts		0622	12/69	366.3	(²)	(²)	(²)	(²)
Tobacco machinery and parts		0624	12/81	(²)	138.2	138.2	(²)	0
Concrete machinery and parts		0626	12/81	111.8	111.8	111.8	.6	0
Glassmaking machinery and parts		0627	12/81	125.8	125.8	125.9	2.2	.1
Shoemaking machinery and parts		0628	12/81	118.2	(²)	(²)	(²)	(²)
Metal cleaning & finishing machinery & parts		0629	12/81	119.0	(²)	(²)	(²)	(²)
Foundry machinery and parts		0632	06/83	117.5	117.5	117.9	.9	.3
Semiconductor manufacturing machinery and parts		0638	06/87	(²)	98.6	98.6	(²)	0
Other machinery and parts		0645	06/87	(²)	100.9	101.8	(²)	.9
Packing and packaging machinery								
.....	1167		12/76	210.5	212.3	212.4	1.7	0
Filling and capping machines		01	12/76	236.4	239.5	241.0	3.1	.8
Form-fill-seal machines		0103	12/76	256.2	256.2	256.2	3.6	0
Filling machines		0108	12/83	111.1	114.1	(²)	(²)	(²)
Machinery for processing pkgs. & bottles		03	12/76	178.0	181.3	181.3	2.9	0
Casing machines		0302	12/76	180.4	184.7	184.7	5.1	0
Labeling and coding machinery		0307	12/83	102.9	104.5	104.5	1.6	0
Other packing & packaging machinery & pa		04	12/83	117.6	118.1	118.0	1.5	-.1
Wrapping, banding, bundling and fastening machines		0401	12/83	123.1	124.9	123.4	3.0	-1.2
Other packing and packaging machines		0402	12/83	138.9	138.9	139.5	5.2	.4
Parts for packing and packaging machin		0403	12/83	103.2	103.3	103.3	-4.3	0
Service industry machinery and parts								
.....	1168		06/82	116.1	116.7	116.7	1.7	0
Nonelectric commercial cooking equipment & parts		0101	06/82	119.1	119.1	119.1	3.8	0
Electric commercial cooking equipment & parts		0102	06/82	115.9	115.9	115.9	2.4	0
Floor maintenance machinery		0104	06/82	122.9	122.9	122.9	.3	0
Sewage purification equipment		0106	06/82	117.8	118.4	(²)	(²)	(²)
Commercial and industrial vacuum cleaners & parts		0111	06/82	115.5	115.5	115.5	.3	0
Other industrial, commercial service machines		0112	06/82	115.9	116.4	116.4	1.0	0
Commercial laundry & dry cleaning equip.								
.....	1169		12/82	112.5	113.2	113.3	3.1	.1
Laundry equipment		01	12/82	112.1	112.9	113.1	2.4	.2
Washer-extractor combinations		0103	12/82	112.0	113.7	113.8	2.3	.1
Drying tumblers		0104	12/82	117.6	117.6	117.6	.6	0
Flatwork ironers		0105	12/82	107.5	107.5	107.2	1.9	-.3
Laundry presses		0106	12/82	(²)	118.8	(²)	(²)	(²)
Other commercial laundry equipment		0107	12/82	108.5	108.5	110.2	4.2	1.6
Dry cleaning equipment		02	12/82	129.6	130.7	130.7	9.3	0
Parts, attachments, and accessories		03	12/82	98.0	98.2	98.2	1.4	0
For commercial laundry equipment		0301	12/82	88.5	89.5	89.5	2.4	0
Electrical machinery and equipment								
.....	117			260.1	261.6	261.2	1.0	-.2
Wiring devices								
.....	1171			382.9	386.6	385.9	2.1	-.2
Current carrying		01		331.4	333.7	332.8	1.5	-.3
Attach. plug cap & flanged inlet, ex. pin & sleeve		0106	12/86	101.8	(²)	101.3	(²)	(²)
Convenience and power outlet: 2-pole, 3-wire and up		0113	12/81	103.9	(²)	103.8	.1	(²)
Dimmers and all other special purposes switches		0123	12/81	125.7	126.3	126.3	-.1	0
Other current carrying wiring devices		0137	12/81	126.5	126.5	122.3	-2.9	-3.3

See footnotes at end of table.

Table 6. Producer price indexes and percent changes for commodity groupings and individual items—Continued

(1967 = 100 unless otherwise indicated)

Commodity	Commodity code	Other index base	Index			Unadjusted percent change to Sep. 1987 From:	
			May 1987 ¹	Aug. 1987 ¹	Sep. 1987 ¹	Sep. 1986	Aug. 1987
Wiring devices—Continued	1171						
Noncurrent carrying	02		437.8	443.7	443.2	2.8	-0.1
Porcelain and steatite insulators	0251	12/85	93.7	94.9	95.7	-3	.8
Stamped metal covers	0261	12/86	101.7	(?)	106.7	(?)	(?)
Plastic boxes and covers	0264	12/81	120.0	120.0	124.0	(?)	3.3
Stamped metal outlet box	0266		567.0	587.6	578.4	3.0	-1.6
Stamped metal switch and receptacle box	0267		520.6	515.2	529.3	3.9	2.7
Metal raceway and wireway: surface and underfloor	0276	12/81	119.3	121.8	121.7	1.9	-1
Fittings: cast conduit body, cover, and gasket	0278	12/81	149.1	154.0	154.0	6.8	0
Fittings, except cast conduit body, cover, & gasket	0279	12/81	116.5	118.0	117.5	(?)	-4
EMT fittings	0281	12/81	125.0	124.6	127.0	7.1	1.9
Cable, cord and flexible conduit fittings	0282	06/83	125.5	125.7	125.8	(?)	.1
Other electrical metal conduit fittings	0283	12/81	110.9	110.3	110.4	(?)	.1
Cast metal box, cover, gasket, & access.: junction	0284	12/81	123.9	123.9	123.9	1.3	0
Cast metal box, cover, gasket & access. ex. junction	0285	12/81	134.3	(?)	(?)	(?)	(?)
Commercial pole and transmission line hardware	0286	12/81	107.8	107.7	107.7	.3	0
Flexible nonmetallic conduit	0294	12/86	100.0	100.0	101.0	(?)	1.0
Other noncurrent-carrying wiring devices	0298	12/81	120.7	120.7	120.9	2.5	.2
Integrating and measuring instruments	1172		239.7	241.1	240.5	1.4	-2
Integrating instruments	04						
Integrating instruments	0401	12/83	100.8	(?)	103.0	-1.8	(?)
Test equip.- elect. character. & signals	05						
Test equipment-electrical characterist	0501		214.4	215.0	215.2	1.7	.1
Indicating and recording instruments	06						
Indicating and recording instruments	0601	12/83	102.7	102.7	101.2	.6	-1.5
Motors, generators, motor generator sets	1173		354.9	357.3	359.8	1.9	.7
Fractional horsepower motors & generators	03	06/83	109.6	110.6	111.7	1.6	1.0
Automobile accessory motors	0301	06/83	96.6	96.5	96.5	-3.6	0
Universal motors and generators, d.c.	0302	06/83	105.5	105.9	107.6	2.3	1.6
Universal motors, a.c.	0303	06/83	111.4	112.6	114.2	1.7	1.4
Universal motors (cased)	0307	06/83	116.8	120.6	120.6	3.3	0
Integral horsepower motors	04	06/83	104.2	104.9	106.1	1.2	1.1
Generators, a.c., exc. turbine driven	0402	06/83	96.2	96.2	96.2	.4	0
Motors, a.c.	0403	06/83	104.6	104.6	106.2	1.0	1.5
Fractional horsepower motor-gen. sets	05						
Fractional horsepower motor-gen. sets	0501	06/83	116.5	116.9	116.9	1.9	0
Integral horsepower motor-gen. sets	06						
Integral horsepower motor-gen. sets	0601	06/83	134.1	134.3	134.3	8.0	0
Prime mover gen. sets	07						
Prime mover gen. sets	0701	06/83	111.8	111.8	111.8	1.5	0
Parts and supplies	09						
Parts/supplies for motors, gen., & motor-gen. sets	0901	06/83	108.6	110.9	110.9	2.1	0
Transformers and power regulators	1174		237.2	240.2	240.6	2.6	.2
Fluorescent lamp ballasts	02	06/81	117.3	117.3	116.9	.1	-3
Correct power factor type	0205		249.0	248.7	247.9	0	-3
Uncorrected power factor type	0207	06/81	116.6	117.6	117.3	.7	-3
Distribution transformers	03	06/81	109.0	108.3	108.8	-2.1	.5
Liquid immersed, pole type, single phase	0301	06/81	103.9	102.6	103.4	-3.1	.8
Liquid immersed, pad mount, single phase	0303	06/81	111.2	110.9	111.0	-4	.1
Liquid immersed, three phase	0307		199.7	200.6	200.6	-1.8	0
Small power transformers	05	06/81	117.4	117.5	117.1	1.5	-3
501-2500 KVA, liquid immersed	0501	12/74	195.7	196.3	194.8	1.6	-8
Large power transformers	06	06/81	111.5	121.4	122.1	18.2	.6
10001-30000 KVA, w/o LTC	0623	12/74	124.3	108.5	111.1	1.3	2.4
Specialty and all other transformers	07	06/81	118.2	118.2	118.3	.9	.1
Open core/coil and units end-bell enclosed	0701	06/81	118.9	118.5	118.9	1.5	.3
HID lamp transformers	0703	06/81	113.6	112.7	112.7	0	0
General purpose transformers	0711	06/81	115.1	115.2	115.1	-1	-1
Reactors and other special purpose	0721		289.6	289.6	289.6	.6	0
Instrument transformers	0725		235.6	237.7	238.4	(?)	.3
Other transformers	0731	06/81	127.2	128.7	128.7	1.7	0
Switchgear, switchboard, etc. equipment	1175		291.2	290.7	292.1	2.3	.5
Industrial controls	07		284.0	284.0	285.7	1.7	.6
Switchgear, exc. ducts & contr. circuit relay	11	06/85	103.7	103.7	105.1	2.9	1.4
Power circuit breakers, all types	12						
Power circuit breakers, all types	1201	06/85	99.1	98.2	(?)	(?)	(?)
Panelboards & switching & interrupting devs	13	06/85	104.3	103.0	103.3	2.8	.3
Fuses/equip. < 2300 volts ex. power dist c	14	06/85	109.2	109.2	109.2	1.6	0
Molded case circuit breakers	15	06/85	104.1	104.5	104.6	4.2	.1
Relays, control circuit	17	06/85	107.2	107.5	106.6	2.8	-8
Communication and related equipment	1176	12/85	102.4	102.6	102.6	.9	0
Telephone and telegraph equipment	01	12/85	107.2	108.4	108.4	2.2	0
Switching equipment	0121	12/85	112.6	113.4	113.4	3.1	0
Telephone sets	0131	12/85	89.7	89.7	89.7	-3.9	0
Modems	0133	12/85	106.4	106.4	106.4	0	0
Other telephone and telegraph apparatus	0141	12/85	101.2	101.5	101.5	1.2	0

See footnotes at end of table.

Table 6. Producer price indexes and percent changes for commodity groupings and individual items—Continued

(1967=100 unless otherwise indicated)

Commodity	Commodity code	Other index base	Index			Unadjusted percent change to Sep. 1987 From:	
			May 1987 ¹	Aug. 1987 ¹	Sep. 1987 ¹	Sep. 1986	Aug. 1987
Communication and related equipment—Continued	1176						
Radio & television communication equipment	02	12/85	101.6	101.3	101.4	0.3	0.1
Broadcast, studio and related equipment	0201	12/85	100.9	101.1	101.0	1.2	-1
Mobile pt.-to-pt. related communication radio equip.	0202	12/85	101.8	102.8	102.6	.8	-2
Intercom, alarm & traffic control systems	0203	12/85	102.2	102.1	102.1	1.2	0
Radar, sonar & other search/detection/tracking equip.	0204	12/85	101.8	102.7	102.5	1.6	-2
Electronic warfare & missile systems & equipment	0205	12/85	100.1	96.4	96.4	-3.7	0
Navigation systems for aircraft, ships & ground	0206	12/85	99.6	99.9	100.8	1.3	.9
Other electronic equipment & devices, n.e.c.	0209	12/85	105.0	103.7	104.5	1.4	.8
Electric lamps/bulbs and parts	1177		347.3	353.3	352.9	1.8	-1
Incandescent	01		361.7	372.9	372.1	3.1	-2
General lighting	0101		403.3	403.3	403.3	-1.6	0
Reflector lamps	0105		484.4	484.4	484.4	2.4	0
Photographic bulbs and flashes	0111	12/83	112.4	111.7	111.7	-1.8	0
Other large incandescent	0112	12/83	95.3	97.3	96.1	2.0	-1.2
Other than incandescent	02		318.4	318.4	318.5	1.6	0
Flourescent, hot cathode	0221	12/83	111.3	111.3	111.3	2.2	0
Other electric discharge	0222	12/83	104.5	104.6	104.7	-1	.1
Parts for electric lamps/bulbs	03	12/85	95.4	95.4	95.4	-3.0	0
Electronic components and accessories	1178		201.8	203.7	202.1	-.4	-.8
Cathode ray T.V. picture tube	02						
Power, transmitter, special purpose tubes	03		350.5	350.7	352.1	.9	.4
Capacitors	11	12/67	184.3	185.6	184.4	-.5	-.6
Aluminum electrolytic, 5/8-inch diameter and up	1102	06/81	112.5	105.3	(?)	(?)	(?)
Tantalum, slug and wire dry electrolytic, metal case	1112	06/81	69.8	(?)	(?)	(?)	(?)
Ceramic dielectric	1121	12/67	170.6	170.6	170.7	1.7	.1
Ceramic monolithic, chip	1122	06/81	97.7	99.3	99.3	-2.3	0
Ceramic monolithic, lead radial	1123	06/81	84.5	88.8	83.4	2.2	-6.1
Ceramic monolithic, lead axial	1124	06/81	34.6	35.9	35.9	8.1	0
All other ceramic capacitors	1126	06/86	100.0	(?)	100.0	0	(?)
Resistors for electric applications	12	12/67	192.4	192.0	192.0	-.3	0
Metal film, fixed nonwire wound	1214	06/86	(?)	93.8	(?)	(?)	(?)
Thick film resistor networks	1272	12/80	88.1	82.8	82.8	-23.9	0
Nonprecision, fixed wirewound	1281	06/86	101.3	102.1	102.1	2.1	0
Precision, high temperature, fixed wirewound	1283	06/83	104.8	(?)	(?)	(?)	(?)
Ultraprecision, fixed wirewound	1284	12/80	113.5	113.5	113.5	0	0
Nonwirewound trimmers	1285	06/86	102.4	102.4	102.4	2.4	0
Carbon composition, fixed nonwirewound	1287	06/86	100.5	100.5	100.5	.5	0
Relays	21	12/68	315.7	312.7	312.7	-.8	0
Switches, mechanical (electronic appl.)	22	06/82	114.5	115.8	113.9	0	-1.6
Connectors	24	12/67	257.8	258.7	263.8	6.5	2.0
Coaxial connectors (radio frequency)	2411	12/68	320.2	327.0	354.2	10.6	8.3
Cylindrical connectors, h.d. and std.	2421	12/80	145.9	147.2	158.3	29.4	7.5
Miniature cylindrical	2422	12/80	121.3	121.8	122.3	6.2	.4
Subminiature cylindrical	2423	12/80	127.3	129.4	129.3	(?)	-1
Rack and panel, integral shell	2431	12/67	213.6	213.6	213.9	-.9	.1
Rack and panel, other	2432	12/80	109.5	109.4	109.8	1.0	-.4
Printed circuit, card insertion	2441	12/72	170.6	171.0	170.9	1.4	-1
Printed circuit, two-piece type	2442	12/80	114.8	114.8	114.8	17.4	0
Miscellaneous special types	2467	12/80	111.2	110.2	110.8	-.7	.5
Parts for connectors	2471	12/86	103.8	103.8	103.8	(?)	0
Magnetic recording media	25						
Magnetic recording media	2599	06/82	88.6	88.6	88.2	-5.5	-5
Part for electronic components	27	12/68	358.8	359.0	359.1	.8	0
Parts for electronic components, n.e.c.	2799	06/82	122.5	122.6	122.6	1.8	0
Filters, crystals, and transducers	28	06/82	105.7	100.8	100.8	-3.5	0
Filters and crystals	2891	06/82	111.1	102.0	102.0	-6.3	0
Transducers	2892	06/82	101.8	101.8	101.8	-.1	0
Diodes	31	12/74	86.2	86.2	86.2	0	0
Thyristors	33	12/74	128.5	133.2	128.5	18.0	-3.5
Transistors	35	12/74	75.9	75.6	76.0	-2.2	.5
Signal transistor	3507	06/81	55.4	54.5	55.3	-9.6	1.5
Power transistor, 10 watts and over	3515	12/74	62.9	63.2	63.2	-1.1	0
Optoelectronic devices	37	12/74	75.3	72.4	72.4	-7.8	0
Other optoelectronic devices, excluding solar cells	3717	06/81	104.0	96.5	96.5	(?)	0
Digital bi-polar integrated circuits	41	12/74	56.4	55.7	55.2	-11.8	-.9
Bipolar logic, TTL	4103	12/74	50.9	50.8	49.6	-17.2	-2.4
Bipolar logic, except TTL	4112	12/74	119.5	117.3	120.3	-7.1	2.6
Bipolar memory, RAM	4116	12/81	77.2	(?)	(?)	(?)	(?)
Digital MOS integrated circuits	42	12/74	31.0	34.3	30.7	-5.0	-10.5
MOS, memory	4221	12/74	20.6	24.7	21.3	-2.7	-13.8
MOS, except memory	4223	12/74	46.1	47.5	42.7	-8.0	-10.1
MOS, microprocessor	4225	06/81	77.4	77.4	77.4	-4.9	0
Linear integrated circuits	45	12/74	54.5	55.4	55.3	-2.5	-.2
Amplifier	4552	12/74	68.2	68.8	68.8	.9	0
Interface	4556	12/74	21.6	20.9	20.7	(?)	-1.0
Other analog integrated circuits	4558	12/74	66.0	68.7	68.7	.1	0
Hybrid integrated circuits	46	06/81	126.2	126.2	126.2	2.7	0
Thick film	4609	06/81	96.6	96.6	96.6	2.7	0

See footnotes at end of table.

Table 6. Producer price indexes and percent changes for commodity groupings and individual items—Continued

(1967 = 100 unless otherwise indicated)

Commodity	Commodity code	Other index base	Index			Unadjusted percent change to Sep. 1987 From:	
			May 1987 ¹	Aug. 1987 ¹	Sep. 1987 ¹	Sep. 1986	Aug. 1987
Electronic components and accessories—Continued	1178						
Other semiconductor devices and parts	48	06/81	94.7	99.9	99.9	5.2	0
Other finished semiconductor devices	4801	06/81	93.1	94.8	94.3	-3.2	-5
Dice and wafers	4815	06/81	88.5	93.1	(²)	(²)	(²)
Other semiconductor parts, except dice and wafers	4817	06/81	106.5	106.6	106.6	.5	0
Printed circuits and cable assemblies	51	06/82	110.2	109.7	110.5	1.9	.7
Printed circuit boards and forms	5191	06/82	110.7	110.1	111.1	2.2	.9
Cable assemblies, electronic	5192	06/82	107.8	107.8	107.8	.2	0
Static power, pulse & frequency converters	52	06/82	138.9	136.0	137.3	3.0	1.0
Electronic transformers and coils	53	06/82	115.5	115.8	115.5	-.5	-.3
Audio transformers	5305	06/82	118.8	118.8	114.6	-3.5	-3.5
Power transformers	5309	06/82	107.9	107.9	107.9	-.8	0
Television transformers and reactors	5315	06/82	115.9	(²)	(²)	(²)	(²)
Toroidal windings, all types	5317	06/82	132.6	132.6	132.6	(²)	0
Other inductors for electronic applications	5319	06/82	117.0	117.6	118.8	.6	1.0
MW components, ex tubes, semicon., antenna	57	06/82	127.0	126.3	126.0	-.8	-.2
Complex component assemb., packs, modules	61	06/82	124.4	124.4	124.4	-.3	0
Miscellaneous electrical mach and equip	1179		279.0	282.6	282.2	1.8	-.1
Storage batteries	01		207.6	221.7	214.1	6.5	-3.4
Lead acid batteries, 1.5 cubic foot or less	0103	12/84	102.7	110.2	105.8	6.5	-4.0
Lead acid batteries, larger than 1.5 cubic foot	0104	12/84	103.7	113.0	113.0	13.0	0
Primary batteries, dry and wet	02		239.9	240.7	240.7	3.4	0
Dry cell size d flashlight battery	0211		246.0	254.7	254.7	10.7	0
Lantern and other multiple dry cells	0215		251.6	251.4	251.4	3.5	0
Alkaline cell size aa battery	0217		226.1	230.9	230.9	3.0	0
Carbon and graphite products	03		354.4	356.3	358.3	-3.2	0
Graphite electrodes	0324	12/67	362.7	362.7	362.7	-10.2	0
Automotive generator brushes	0331	12/68	128.6	128.1	128.1	.6	0
Contacts, brushplates and brushes, except automotive	0333	06/85	104.3	104.3	104.3	0	0
Other carbon and graphite products, mechanical	0341	06/85	102.5	102.5	102.5	1.7	0
Other carbon and graphite products, non-mechanical	0343	06/85	102.7	104.4	104.4	1.7	0
X-ray and electromedical equipment	05		340.3	341.7	344.5	2.1	.8
Irradiation equipment	0512	06/85	96.6	97.3	99.5	6.1	2.3
Diagnostic electromedical equipment	0514	06/85	93.6	93.5	93.7	-1.5	-.2
Electrotherapeutic equipment	0516	06/85	104.0	104.0	104.0	1.9	0
Patient monitoring equipment	0518	06/85	102.6	103.5	103.5	1.2	0
Parts and accessories for electromedical equipment	0524	06/85	106.3	(²)	(²)	(²)	(²)
Engine electrical equipment	06		307.0	307.1	307.9	-.1	.3
Cable sets and ignition wiring harnesses	0601	12/82	106.6	106.5	106.6	.2	.1
Regulators for battery charging generators	0602	12/82	112.9	112.9	112.9	-.3	0
Battery charging alternators and generators	0603	12/82	106.5	106.5	107.3	-2.1	.8
Starting motors	0604	12/82	108.5	108.5	109.4	1.5	.8
Spark plugs	0605	12/82	103.7	103.7	(²)	(²)	(²)
Other engine electrical equipment	0606	12/82	105.5	105.6	105.5	-.2	-.1
Electrical equipment, n.e.c.	07	12/85	103.4	103.4	104.7	1.9	1.3
Porcelain electrical supplies, ex insulato	08	12/85	101.0	100.6	101.4	.5	.8
Electrical industrial apparatus, n.e.c.	29	12/85	100.1	99.9	100.8	2.2	.9
Industrial capacitors	2901	12/85	97.2	99.6	103.4	9.2	3.8
Rectifying apparatus	2902	12/85	101.3	100.4	100.4	.1	0
Industrial coil windings & other misc. equipment	2903	12/85	101.2	100.7	100.9	.9	.2
Miscellaneous instruments	118	06/80	134.1	134.7	134.9	2.2	.1
Environmental controls	1181	06/80	131.6	131.3	131.3	0	0
Building comfort controls	01	06/80	143.1	142.8	142.8	.3	0
Temperature responsive controls	0121	06/80	144.9	143.0	143.0	.8	0
Building control parts, accessories	0171	06/80	180.5	180.9	180.9	.6	0
Appliance regulation controls	02						
Temperature responsive appliance controls	0211	06/80	105.7	105.5	105.5	-.1	0
All other appliance regulating controls	0215	06/80	106.0	106.0	105.9	-2.7	-.1
Process control instruments	1182	06/83	115.5	116.1	116.2	2.3	.1
Display and control receiver type instruments	0111	06/83	109.9	109.9	109.9	.4	0
Temperature instruments, excl. receiver type	0121	06/83	113.9	114.7	114.7	2.0	0
Pressure and draft instruments, excl. receiver type	0131	06/83	110.2	110.3	110.3	-.5	0
Flow and liquid level instruments	0141	06/83	110.1	110.3	110.1	1.9	-.2
Continuous process gas & liquid analysis instruments	0151	06/83	111.9	111.3	111.3	5.5	0
Instruments for process variables, n.e.c.	0161	06/83	108.2	108.4	108.4	1.4	0
Other process control products and parts	0191	06/83	122.8	123.8	124.1	2.9	.2
Fluid meters and counting devices	1184	12/85	102.8	103.0	103.3	3.3	.3
Integrating & totalizing meters for gas or liquids	0102	12/85	103.0	103.3	103.7	2.9	.4
Counting devices	0103	12/85	107.1	107.5	107.5	4.5	0
Engineering and scientific instruments	1185	12/85	103.4	106.2	106.0	4.6	-.2
Aeronautical, nautical, & navigational ins	01	12/85	103.3	108.1	107.4	5.1	-.6
Laboratory and scientific apparatus	02	12/85	104.6	105.5	105.8	4.4	-.3
Surveying/drafting instrs. & lab. furn.	03	12/85	99.6	99.7	99.7	-.3	0
Optical instruments and lenses	1186	12/85	101.5	100.0	100.9	.6	.9

See footnotes at end of table.

Table 6. Producer price indexes and percent changes for commodity groupings and individual items—Continued

(1967 = 100 unless otherwise indicated)

Commodity	Commodity code	Other index base	Index			Unadjusted percent change to Sep. 1987 From:	
			May 1987 ¹	Aug. 1987 ¹	Sep. 1987 ¹	Sep. 1986	Aug. 1987
Optical instruments and lenses—Continued	1186						
Sighting, tracking & fire-control equip.	01	12/85	102.7	103.2	103.2	2.3	0
Optical instruments, components, & lenses	02	12/85	99.6	102.4	103.3	4.2	.9
Analytical and scientific instruments	03	12/85	102.2	98.4	99.4	-1.7	1.0
Measuring & controlling devices, n.e.c.	1189	06/85	105.6	106.5	106.4	2.6	-.1
Aircraft engine instruments, except flight	01	06/85	103.8	103.8	103.8	.8	0
Phys. prop. & kinematic test, insp. & meas. e.	02	06/85	105.9	106.3	106.1	1.5	-2
Comm. meteorological & general purpose ins.	03	06/85	107.3	110.0	109.8	5.3	-2
Nuclear radiation detect. & monitoring inst.	04	06/85	105.1	106.1	106.0	2.6	-.1
Miscellaneous machinery	119		283.3	283.5	284.2	1.8	.2
Oil field and gas field machinery	1191		408.6	406.5	408.8	0	.6
Oil field and gas field drilling machinery	02		404.3	401.0	403.3	1.7	.6
Wheel-mounted drilling and well-servicing rigs	0208	12/80	107.3	107.3	107.3	0	0
Blowout preventers and accessories	0216		599.1	(?)	599.1	0	(?)
Tungsten-carbide insert bits	0227	12/80	120.9	125.9	125.9	8.5	0
Steel-toothed bits	0228	12/80	131.2	131.2	131.2	12.9	0
Other bits, including diamond bits	0229	12/80	132.0	132.0	129.9	-1.6	-1.6
Slush pumps	0232		135.2	135.2	(?)	(?)	(?)
Well surveying equipment	0236	12/80	97.9	97.9	97.9	.7	0
Elevators, spiders, slips, hooks, links & connectors	0243	12/86	100.0	100.0	106.0	(?)	6.0
Other rotary drilling surface equipment	0251	12/86	99.4	99.4	104.1	(?)	4.7
Other rotary subsurface drilling equipment	0252	12/86	98.5	96.6	96.6	(?)	0
Other drilling rigs, incl. blast hole & cable tool	0254	12/86	100.0	100.0	100.0	(?)	0
Oil field and gas field production machine	04		414.2	414.4	416.7	-2.3	.6
Christmas tree assemblies, casing and tubing heads	0403	12/80	120.9	121.4	122.5	-.1	.9
Sucker rods	0412		238.2	238.2	238.2	1.3	0
Retrievable packers and accessories	0421	12/71	409.8	427.5	439.0	5.1	2.7
Permanent packers and accessories	0422		562.0	537.1	536.4	-2.3	-.1
Separating, metering, and treating equipment	0427	12/80	103.5	103.5	103.5	-.2	0
Other oil and gas field production machinery	0449	12/86	100.0	100.0	100.0	(?)	0
Parts for oil and gas field production machinery	0455	12/86	99.8	99.4	99.4	(?)	0
Mining machinery and equipment	1192		382.1	379.9	380.4	-.5	.1
Underground mining machinery	01		460.7	463.0	462.8	-.2	0
Loading machines, underground mine	0102		330.0	330.0	330.0	-5.3	0
Crushing, pulverizing, screening machinery	02		362.8	365.3	365.3	1.1	0
Screens, vibrating, trommel, mine type	0234	12/74	181.7	181.7	181.7	-3.8	0
Drills and other mining machinery	03		238.3	238.5	238.5	1.8	0
Other drills, tools, and supplies for drills	0349	06/81	105.6	107.2	107.2	1.5	0
Mineral beneficiation equipment	06	06/81	123.4	123.3	123.3	.5	0
Other mineral beneficiation equipment	0621	06/81	124.9	124.8	124.8	.7	0
Mining machinery parts	53						
Mining machinery parts, excluding drills	5301	12/72	365.7	359.9	361.0	-2.5	.3
Percussion rock drill bits	5346		171.6	169.7	169.7	4.8	0
Office and store machines and equipment	1193		158.8	159.0	159.7	3.2	.4
Calculating and accounting machines	01		82.2	82.3	82.3	1.1	0
Electronic calculating machines	0113	06/85	90.1	90.3	(?)	(?)	(?)
Accounting machines and cash registers	0114	06/85	100.9	101.1	101.1	1.8	0
Parts and attach. for calc. & acctg mach, cash reg.	0115	06/85	94.2	94.2	94.2	.4	0
Typewriters, word processors and parts	02	06/85	99.3	99.3	99.6	.3	.3
Safes and vaults	05		329.3	329.3	329.3	3.0	0
Coin-operated auto. merchandising machines	06		219.6	219.7	219.7	1.0	0
Other office and store machines and parts	07		270.6	271.7	271.7	2.8	0
Duplicating machines and parts	0731	06/85	106.4	106.4	106.4	4.9	0
Mailing, letter handling, collating, addressing mach.	0735	06/85	102.6	104.0	104.0	2.8	0
All other office machines and parts	0739	06/85	104.2	104.2	104.2	2.2	0
Coin-operated amusement machines	08	12/85	111.9	112.3	114.0	12.8	1.5
Internal combustion engines	1194		358.9	359.5	358.4	2.0	-.3
Gasoline engines	01		104.0	103.9	103.9	.3	0
Gasoline engines, under 11 h.p., ex. autos	0111	12/82	111.4	112.3	111.5	.6	-.7
Gasoline engines, over 11 h.p.	0112	12/82	101.1	102.1	102.0	.7	-.1
Diesel, semidiesel, & dual fuel, non-auto	07	12/82	101.1	101.8	101.8	.6	0
Diesel, semidiesel, & dual fuel, under 151 h.p.	0711	12/82	101.1	102.2	102.0	.6	-.2
Diesel, semidiesel, & dual fuel, 151 h.p. and over	0712	12/82	106.6	(?)	106.6	(?)	(?)
Diesel, semidiesel, & dual fuel engines, automotive	0811	12/82					
Parts and accessories for i.c. engines	09						
Parts and accessories for i.c. engines	0911		342.9	342.5	343.7	2.5	.4
Machine shop products	1195		446.6	450.1	449.3	1.0	-.2
Carburetors, pistons, piston rings, & valv.	01		436.9	445.0	440.8	.9	-.9
Carburetors, new, for motor vehicles	0101		553.7	553.7	553.7	.4	0
Rebuilt carburetors, all types	0102	12/82	119.0	119.0	119.0	7.4	0
Piston rings, compression type, o.e.m. motor vehicle	0112		285.5	285.5	285.5	-.2	0
Piston rings, compression type, ex. motor vehicles	0115	12/82	117.3	117.6	117.6	.3	0
Intake & exhaust valves, ex. for motor vehicle use	0116	12/82	101.0	(?)	(?)	(?)	(?)
Flexible metal hose and tubing	02						

See footnotes at end of table.

Table 6. Producer price indexes and percent changes for commodity groupings and individual items—Continued

(1967 = 100 unless otherwise indicated)

Commodity	Commodity code	Other index base	Index			Unadjusted percent change to Sep. 1987 From:	
			May 1987 ¹	Aug. 1987 ¹	Sep. 1987 ¹	Sep. 1986	Aug. 1987
Machine shop products—Continued	1195						
Flexible metal hose and tubing	0221	06/84	101.3	101.3	101.3	0	0
Other machine shop products	05						
Other machine shop products	0501	06/84	103.3	103.9	103.9	1.0	0
Steam, gas, & hydraulic turbines & parts	1196	06/82	110.3	109.5	110.5	5.4	.9
Steam, gas, and hydraulic turbines	01						
Mechanical drive steam turbines	0101	06/82	92.4	(?)	(?)	(?)	(?)
Turbine parts and accessories	02	06/82	142.9	140.3	142.3	8.3	1.4
Parts & accessories for steam engines & turbines	0201	06/82	153.0	(?)	(?)	(?)	(?)
Parts & accessories for gas turbines	0202	06/82	137.7	(?)	136.0	13.4	(?)
Turbine generator sets and parts	1197	06/87	(?)	100.0	101.8	(?)	1.8
Other miscellaneous machinery	1199	06/84	101.7	101.7	103.3	2.2	1.6
Metal bellows	0101	06/84	109.3	109.3	120.5	14.1	10.2
Other miscellaneous machinery products	0191	06/84	101.2	101.2	102.1	1.3	.9
Furniture and household durables	12		227.2	228.0	228.1	1.7	0
Household furniture	121		259.2	260.0	261.1	2.9	.4
Metal household furniture	1211		220.5	220.3	220.9	2.0	.3
Dining, dinette and breakfast furniture	0102	06/84	111.0	110.9	110.9	3.4	0
Other metal household furniture	0104	06/84	101.3	101.2	101.7	1.0	.5
Wood household furniture	1212		295.3	296.6	298.2	3.8	.5
Living room furniture	01		281.1	282.5	285.1	4.6	.9
Table	0101		278.7	280.8	282.8	4.7	.7
Desks	0103	06/80	136.5	136.5	136.5	2.0	0
Chairs	0105	06/80	138.9	141.3	140.9	7.4	-.3
Credenzas and bookcases	0106	06/80	141.8	(?)	141.8	1.6	(?)
Other nonupholstered living rm furniture	0109	06/80	131.9	132.0	133.7	4.4	1.3
Dining room furniture	02		318.5	320.8	322.3	4.6	.5
Table	0211		311.4	312.6	313.2	2.4	.2
Chairs	0216		348.0	352.1	353.4	6.1	.4
Buffets and servers	0221		303.6	304.3	310.2	5.3	1.9
China and corner cabinets	0231		291.0	293.2	294.0	5.7	.3
Other dining rm & kitchen furniture	0233	06/80	117.9	118.3	118.3	1.4	0
Bedroom furniture	03		293.0	294.1	295.1	4.1	.3
Beds, except bunk	0336		295.4	295.4	295.4	1.9	0
Bunk beds	0338	06/80	(?)	128.2	128.2	(?)	0
Headboard & headboard sets	0341	06/80	133.4	134.9	135.2	2.4	.2
Dresser, vanities and dressing tables	0342		283.3	284.0	285.1	4.3	.4
Night tables & stands	0344	06/80	142.6	143.6	144.1	4.1	.3
Chests	0351		284.1	285.6	287.5	4.5	.7
Wardrobes and wardrobe-type cabinets	0353	06/80	131.7	131.9	134.1	0	1.7
Other nonupholstered bedroom furniture	0355	06/80	135.6	135.6	135.6	1.0	0
Cribs	0356		(?)	344.5	344.5	(?)	0
Other wood household furniture	04	06/80	117.5	117.5	117.9	.4	.3
Misc. infants and children furn.	0461	06/80	115.5	115.5	115.5	6.0	0
Unpainted wood furniture	0463	06/80	132.5	132.5	134.0	1.8	1.1
Unassembled or knockdown wood furniture	0465	06/80	112.4	112.4	112.4	-1.9	0
TV, radio, stereo & sewing machine cabinets	0467	12/85	100.5	100.5	100.6	-1.1	.1
Upholstered household furniture	1213		233.3	235.5	235.8	2.5	.1
Sofa, including sectional sofa pieces	0101		233.8	237.4	237.3	2.8	0
Chairs, including rockers and recliners	0111		230.9	232.3	232.7	1.5	.2
Sofa bed, convertible	0121		229.0	229.0	229.0	4.3	0
Other upholstered household furniture	0131	06/82	120.7	120.7	123.8	4.3	2.6
Bedding	1214		223.7	223.5	223.6	.8	0
Bedsprings	0103	06/83	105.5	106.5	105.5	2.0	-.9
Innerspring mattresses, other than crib size	0111		226.8	225.2	226.5	-7	.6
Porch and lawn furniture	1215		298.6	293.0	294.4	3.3	.5
Metal porch, lawn, outdoor & casual furniture	0112	06/84	101.1	99.2	99.7	3.3	.5
Household furniture, n.e.c.	1216	12/85	99.1	96.2	100.4	2.1	4.4
Commercial furniture	122		326.2	327.3	327.9	3.0	.2
Wood office furniture and store fixtures	1221		329.9	331.0	332.2	3.4	.4
Seating	0112	06/85	104.2	105.3	105.8	2.7	.5
Desks and extensions	0113	06/85	106.6	107.0	107.1	3.1	.1
Storage units, files and tables	0114	06/85	106.8	107.0	107.9	4.2	.8
Panel and modular systems furniture	0115	06/85	101.9	103.0	102.5	.9	-.5
Other wood office furniture	0116	06/85	118.5	118.5	121.5	15.8	2.5
Partitions, shelving, and lockers	0141	12/83	106.7	106.3	106.3	4.4	0
Plastic laminated fixture tops	0151	12/83	117.9	118.1	120.7	2.5	2.2
Fixtures for stores, banks, offices, &	0161	12/83	117.1	117.4	117.4	3.5	0

See footnotes at end of table.

Table 6. Producer price indexes and percent changes for commodity groupings and individual items—Continued

(1967 = 100 unless otherwise indicated)

Commodity	Commodity code	Other index base	Index			Unadjusted percent change to Sep. 1987 From:	
			May 1987 ¹	Aug. 1987 ¹	Sep. 1987 ¹	Sep. 1986	Aug. 1987
Metal office furniture and store fixture	1222		328.4	329.4	329.3	3.7	0
File cabinets and equipment	02	06/80	138.8	139.5	140.3	4.2	.6
Letter filing cabinets	0201		356.4	357.5	356.0	5.2	-.4
Horizontal file cabinets	0205	06/80	123.6	125.1	127.5	5.4	1.9
Other file cabinets	0207	06/80	152.1	152.1	151.6	2.8	-.3
Furniture	03	06/80	141.3	141.0	140.6	5.8	-.3
Clerical and secretarial desk	0321		322.2	322.8	317.0	1.0	-1.8
Chairs	0325		306.1	302.7	301.3	6.3	-.5
Tables & stands	0331	06/80	130.0	130.0	130.0	4.7	0
Modular units	0333	06/80	132.7	133.2	132.8	1.1	-.3
Misc. metal office furniture	0335	06/80	145.7	145.7	145.8	6.7	.1
Partitions and fixtures	04	12/83	109.5	110.4	110.4	1.8	0
Partitions prefabricated, assembled, o	0403	12/83	108.7	109.0	109.0	.3	0
Shelving and lockers	0405	12/83	110.3	111.9	112.2	2.7	.3
Storage racks and accessories	0407	12/83	104.3	104.9	104.6	1.0	-.3
Fixtures for stores, banks, offices, &	0409	12/83	111.5	112.2	112.2	2.3	0
Public building furniture	1223	12/84	106.6	106.6	107.1	.6	.5
School furn. exc. stone, concrete, & library furn.	0101	12/84	102.7	102.0	104.3	-.4	2.3
Public bldg. & related furn. exc. school & restaurant	0102	12/84	109.6	109.8	109.7	1.9	-.1
Furniture and fixtures n.e.c.	1224	12/85	103.2	103.9	104.1	2.4	.2
Restaurant, cafeteria & bar furniture	0102	12/85	103.0	103.7	103.8	1.8	.1
Other furniture and fixtures, n.e.c.	0103	12/85	104.7	106.0	106.2	4.2	.2
Floor coverings	123		199.0	200.5	200.6	2.1	0
Soft surface floor coverings	1231		172.2	173.9	173.6	1.9	-.2
Tufted broadloom	01		174.0	175.7	174.8	2.4	-.5
Tufted broadloom, nylon	0161		154.9	155.1	155.5	2.6	.3
Tufted broadloom, other fibers	0163	06/80	101.4	104.8	104.8	-1.1	0
Other tufted carpeting, from tufted yarn	02	06/80	122.0	123.4	126.4	1.7	2.4
Bathmats and rugs 6x9 or less	0265	06/80	132.1	132.6	132.6	(?)	0
Automobile & aircraft carpeting	0267	06/80	114.9	116.1	116.1	.5	0
Artificial grass	0269	06/83	91.2	93.9	105.6	(?)	12.5
Woven carpets & rugs made from textile yar	03						
Woven carpets and rugs, made from textile yarns	0301	06/85	99.2	100.1	99.9	-1.5	-.2
Carpets and rugs not made from textile yar	04						
Carpets & rugs, not made from textile yarn	0401	06/85	98.8	99.1	99.1	-1.3	0
Hard surface floor coverings	1232		283.2	281.8	285.1	2.4	1.2
Commission finishing/dyeing, floor cover	1233	12/86	102.8	103.4	103.4	(?)	0
Household appliances	124		210.7	211.0	210.2	0	-.4
Major appliances	1241		214.6	214.7	214.1	0	-.3
Cooking equipment	01		228.3	228.5	227.7	.4	-.4
Free-standing electric ranges	0111		233.1	233.3	232.4	-.9	-.4
Built-in surface cooking tops, electric	0115		(?)	213.4	212.3	0	-.5
Portable microwave ovens	0121	12/78	85.1	85.2	85.4	2.0	.2
Free-standing gas ranges	0134		259.6	259.7	259.7	2.9	0
Nonstandard type gas ranges	0137	06/81	109.0	109.0	109.0	0	0
Permanent outdoor cooking units	0151	06/81	(?)	117.7	117.7	(?)	0
Portable outdoor cooking units	0153	06/81	111.2	111.2	111.2	0	0
Laundry equipment	02		222.3	222.6	221.0	-.2	-.7
Washing machine, automatic	0211		209.5	207.6	206.8	-1.3	-.4
Electric dryers	0232		241.8	249.0	243.5	.9	-2.2
Refrigeration equipment	03		203.3	202.4	202.5	0	0
Refrigerator-freezer, 14.4 cu. ft. and under	0331	12/81	107.3	107.3	107.3	0	0
Refrigerator-freezer, 14.5 - 19.4 cu. ft.	0332	12/81	111.5	111.3	111.3	.1	0
Refrigerator-freezer, 19.5 cu. ft. and over	0333	12/81	109.9	108.2	108.2	-1.4	0
Other major appliances	04		197.4	198.4	198.0	-.3	-.2
Room air conditioners	0445		178.9	180.4	180.1	1.1	-.2
Household vacuum cleaners, parts, & atta	1243		168.3	168.3	167.8	.8	-.3
Vacuum cleaners	01		168.4	168.3	167.8	.7	-.3
Canister, tank, and all other general purpose	0111		151.2	151.2	151.3	.6	.1
Complete power unit, central system type	0116	12/82	108.5	108.5	108.5	0	0
Handheld	0117	12/82	100.0	100.0	100.0	(?)	0
Upright	0121	12/73	193.1	193.1	191.3	1.1	-.9
Electric housewares and fans	1244		183.5	183.2	181.6	-1.4	-.9
Small household appliances	01		184.3	185.2	183.7	-.5	-.8
Automatic toasters	0111		173.2	(?)	(?)	(?)	(?)
Automatic coffee makers	0113		203.7	203.7	(?)	(?)	(?)
Electric fry pan (skillet)	0115		(?)	176.4	176.4	(?)	0
Food blenders and mixers	0117	12/70	(?)	120.4	116.0	(?)	-.3.7
Ovens and roasters	0129	06/83	97.5	(?)	(?)	(?)	(?)
All other household food preparation appliances	0134	06/83	(?)	96.6	92.9	-2.2	-.3.8
Portable room heaters	0141	06/83	102.3	100.6	101.7	-2.8	1.1

See footnotes at end of table.

Table 6. Producer price indexes and percent changes for commodity groupings and individual items—Continued

(1967=100 unless otherwise indicated)

Commodity	Commodity code	Other index base	Index			Unadjusted percent change to Sep. 1987 From:	
			May 1987 ¹	Aug. 1987 ¹	Sep. 1987 ¹	Sep. 1986	Aug. 1987
Electric housewares and fans—Continued	1244						
Space heaters for fixed installation	0142	06/83	115.3	115.2	115.1	2.2	-0.1
Electric blankets and other electric bed coverings	0151	06/83	99.7	99.7	99.7	2.2	0
Heating pads, including foot warmers	0152	06/83	120.2	(?)	(?)	(?)	(?)
All other household cooking and heating appliances	0161	06/83	109.6	(?)	(?)	(?)	(?)
All other electric appliances	0173	06/87	(?)	100.0	100.0	(?)	0
Electric fans	02	12/82	100.8	98.3	96.7	-4.6	-1.6
Electric range hoods, ducted and nonducted	0212	12/67	(?)	207.0	203.9	-1.3	-1.5
All other kitchen ventilating and exhaust fans	0221	06/83	(?)	101.0	101.1	(?)	.1
All other fans, except roof, furnace, etc.	0222	06/83	95.5	90.2	88.1	-8.6	-2.3
Parts & attach. - small elect. appliances	03						
Parts & attachments for small electrical appliances	0311	12/82	104.9	104.9	104.9	.1	0
Electric lamps	1245						
Table lamps	0101		331.0	337.0	340.1	4.4	.9
Floor, bridge and torch lamps	0111		332.3	342.3	345.7	5.7	1.0
Other portable lamps	0129	12/83	293.6	295.3	295.9	1.4	.2
Lamps sold without shades, incl. floor	0131	12/83	117.1	117.1	117.1	2.5	0
			128.4	(?)	130.2	3.3	(?)
Home electronic equipment	125		78.3	78.4	78.3	-1.1	-1
Television receivers	1252						
Color TV receivers	02	06/80	71.1	71.1	71.1	-1.4	0
Color console TV receiver	0201		79.3	79.3	79.3	-1.4	0
Color TV, table & port, over 17"	0203	06/80	73.4	74.0	74.0	.3	0
			72.2	71.6	71.6	-3.1	0
Other home electronic equipment	1253						
High fidelity equipment and components	06	12/86	101.6	101.8	101.8	1.9	0
Speakers, including loudspeaker systems	07	06/80	104.3	103.7	103.7	(?)	0
Loudspeakers, sold separately	0701	06/80	119.6	120.2	120.2	1.3	0
Loudspeakers, bookshelf	0703	06/80	112.5	113.9	114.3	2.0	.4
Loudspeakers, floor standing	0704	06/80	105.6	105.6	105.6	(?)	0
Other loudspeaker systems	0705	06/80	128.1	128.1	127.3	1.4	-6
			115.1	115.1	115.1	(?)	0
Other household durable goods	126		333.2	334.4	334.7	2.3	.1
Tableware, kitchenware and other pottery	1261						
Tableware and kitchenware	01		357.2	357.1	358.3	2.1	.3
Vitreous china tableware and kitchenwa	0101		356.5	355.0	357.4	2.2	.7
Stoneware & fine earthenware tableware	0111		458.3	460.8	460.8	3.3	0
Pottery, except tableware and kitchenwar	02	12/83	372.3	365.5	371.7	.6	1.7
Art, decorative and novelty pottery	0201	12/83	109.5	110.0	110.0	2.0	0
Other pottery products	0202	12/83	109.2	109.9	109.9	1.9	0
			110.3	110.3	110.3	2.3	0
Household glassware	1262						
Pressed and blown consumer glassware	0102	06/83	526.6	526.6	526.6	.5	0
			114.7	114.7	114.7	.5	0
Holloware	1263						
Sterling silver	0101	06/85	101.1	103.4	105.1	4.9	1.6
Silver plated	0105	06/85	101.8	113.4	113.4	14.7	0
Pewter	0109	06/85	99.8	102.3	106.6	7.1	4.2
All other holloware	0113	06/85	103.4	104.1	104.1	2.0	0
			105.1	(?)	105.1	.3	(?)
Household flatware	1264						
Sterling silver	0111		378.6	381.2	382.2	8.6	.3
Stainless steel	0113		540.2	547.7	550.9	23.4	.6
			342.5	342.5	342.5	.2	0
Mirrors	1265						
Framed mirrors	0102	06/83	(?)	119.6	119.6	(?)	0
Unframed mirrors	0103	06/83	111.8	112.9	112.7	4.7	-2
Lawn and garden equip., ex. garden tract	1266						
Lawn mowers, walk-behind	02	12/82	265.8	267.7	267.3	1.2	-1
Rotary, push type, gasoline engine powered	0201		104.0	104.3	104.4	0	.1
Rotary, self-propelled, gasoline engine powered	0202		256.0	257.2	257.1	-5	0
Other nonriding lawn and garden equipment	03	12/82	263.2	263.2	263.2	.3	0
Rotary garden tillers	0301	12/82	105.7	106.8	106.6	.3	-2
Snow throwers, excluding attachment type	0302	12/82	107.7	107.7	107.7	0	0
Power lawn edger/trimmers, fixed blade	0303	12/82	105.7	105.7	105.7	0	0
Other consumer non-riding lawn, garden & snow equip.	0306	06/83	107.0	109.0	(?)	(?)	(?)
Lawn tractors and riding mowers	04	12/82	105.8	107.4	108.6	2.3	1.1
Front engine	0401	12/82	109.9	111.0	110.1	3.0	-8
Rear engine	0402	12/82	111.0	111.9	110.6	4.0	-1.2
Parts & attach., consumer lawn & garden eq	05	12/82	112.1	113.5	113.3	1.3	-2
Attachments	0502	12/82	112.9	113.6	114.1	2.2	.4
			112.7	114.1	115.0	3.1	.8
Cutlery, razors and razc: blades	1267						
Cutlery, scissors, shears, trimmers, a	0141	12/83	276.3	277.2	277.2	4.2	0
			106.0	106.7	106.7	3.4	0
Metal household containers	1268						
Stamped and spun utensils, aluminum	0101		290.2	291.3	291.4	2.8	0
			305.4	305.3	305.3	3.9	0

See footnotes at end of table.

Table 6. Producer price indexes and percent changes for commodity groupings and individual items—Continued

(1967 = 100 unless otherwise indicated)

Commodity	Commodity code	Other index base	Index			Unadjusted percent change to Sep. 1987 From:	
			May 1987 ¹	Aug. 1987 ¹	Sep. 1987 ¹	Sep. 1986	Aug. 1987
Metal household containers—Continued	1268						
Stamped and spun utensils except aluminum	0102	06/84	95.9	96.9	97.0	1.1	0.1
Household durables, n.e.c.	1269	06/84	104.2	103.7	103.8	.6	.1
Window shades made from textile fabric & accessories	0101	06/84	97.0	96.3	97.9	1.9	1.7
Venetian blinds	0102	06/84	94.8	92.8	92.4	-4.3	-4
Curtain/drapery rods & shades/blinds, n.e.c.	0103	06/84	107.3	108.8	108.9	2.3	.1
Vacuum and insulated bottles, jugs and chests	0111	06/85	104.3	(?)	(?)	(?)	(?)
Nonmetallic mineral products	13		351.8	352.9	352.5	.3	-.1
Glass	131		241.4	243.1	242.8	1.7	-.1
Flat glass	1311		235.8	238.3	238.3	2.5	0
Laminated glass	04	06/83	103.0	103.0	103.0	2.9	0
Sheet, plate, and float glass	05	12/80	107.9	111.8	111.7	2.9	-.1
Specialty flat glass	07	12/80	122.9	123.2	123.2	2.5	0
Tempered glass	0701	12/80	120.7	121.2	121.3	1.9	.1
Other flat glass	0702	12/80	130.3	130.4	130.4	4.1	0
Other finished glassware	1313	06/83	110.3	110.3	110.0	.1	-.3
Pressed and blown glassware	01	06/83	110.5	110.5	110.1	-.1	-.4
Lighting and electronic glassware	0111	06/83	105.9	105.9	105.1	-1.3	-.8
Other pressed and blown glassware	0112	06/83	116.7	116.7	116.7	1.3	0
Automotive rearview mirrors	02						
Automotive rearview mirrors	0211	06/83	108.1	108.1	108.1	.9	0
Concrete ingredients and related product	132		343.1	342.9	343.3	1.2	.1
Construction sand, gravel, and crushed s	1321		329.2	329.6	329.9	3.4	.1
Sand, construction	0101		351.1	353.6	353.3	5.9	-.1
Gravel, for concrete	0111		343.1	344.1	342.6	3.2	-.4
Other construction gravel, incl. asphaltic aggregate	0115	06/82	114.1	113.3	113.7	2.7	.4
Crushed and broken stone	0121		316.5	316.8	317.2	3.1	.1
Cement	1322						
Portland cement	0131		348.1	346.6	346.9	-1.3	.1
Other cements	0151	06/82	93.8	95.6	96.7	-4.2	1.2
Concrete products	133		325.7	326.3	325.8	.3	-.2
Concrete block and brick	1331		331.3	332.3	333.1	2.5	.2
Structural block, aggregate	11	06/81	123.3	123.6	124.0	3.0	.3
Lightweight stretcher units: 8" x 8" x 16"	1111		325.5	325.5	326.4	.1	.3
Lightweight stretcher, other sizes, n.e.c.	1112	06/81	125.1	125.4	126.6	2.3	1.0
Other lightweight units, any size, n.e.c.	1113	06/81	123.1	123.1	123.1	2.0	0
Medium weight units	1121	06/81	126.3	126.6	126.6	5.2	0
Normal weight stretcher units: 8" x 8" x 16"	1131		290.7	290.6	290.3	1.1	-.1
Normal weight stretcher, other sizes, n.e.c.	1132	06/81	121.1	121.4	121.4	3.2	0
Other normal weight units, any size, n.e.c.	1133	06/81	132.2	133.4	133.2	5.0	-.1
Decorative block	21						
Decorative block	2101	06/81	114.8	114.8	114.8	.5	0
Concrete brick	31						
Concrete brick	3101	06/81	115.0	117.2	117.2	-2.7	0
Paving blocks	41						
Paving blocks	4101	06/81	108.7	108.7	108.7	-.5	0
Concrete pipe	1332		300.6	293.0	293.0	-2.5	0
Ready-mixed concrete	1333						
Ready-mixed concrete	0101		328.0	329.0	328.8	-.1	-.1
Precast concrete products	1334	06/80	127.4	129.3	129.1	3.4	-.2
Prestressed concrete products	1335	06/80	110.7	110.9	108.4	-.6	-2.3
Clay construction products ex. refractor	134		316.5	319.4	318.6	2.8	-.3
Brick and structural clay tile	1342	12/84	108.5	108.6	108.6	2.6	0
Brick, except ceramic, glazed & refractory	01	12/84	108.5	108.7	108.7	2.6	0
Glazed brick struct., hollow & facing tile	02	12/84	106.0	106.0	106.0	2.5	0
Ceramic floor and wall tile	1344		253.8	259.9	258.1	3.6	-.7
Ceramic floor and wall tile	0131		230.7	236.2	234.5	3.6	-.7
Structural clay products, n.e.c.	1345		251.2	251.5	251.5	0	0
Vitrified clay sewer pipe and fittings	0101		253.3	253.8	253.8	.3	0
Other structural clay products, n.e.c.	0199	12/85	99.4	99.4	99.4	-2.1	0
Refractories	135		370.7	375.3	375.2	.8	0

See footnotes at end of table.

Table 6. Producer price indexes and percent changes for commodity groupings and individual items—Continued

(1967 = 100 unless otherwise indicated)

Commodity	Commodity code	Other index base	Index			Unadjusted percent change to Sep. 1987 From:	
			May 1987 ¹	Aug. 1987 ¹	Sep. 1987 ¹	Sep. 1986	Aug. 1987
Clay refractories	1352	12/74	244.3	249.3	249.2	1.7	0
Fireclay (inc semisil.) brick & clay, ex. superduty	0101		421.6	426.3	426.3	.2	0
High alumina, incl. ladlebrick, 50% alumina & over	0131		410.3	427.3	427.7	2.6	.1
Other bricks and shapes	0141	12/85	102.8	105.2	105.0	2.2	-2
Castable refractories	0151	12/74	208.2	210.1	210.1	.7	0
Unshaped clay refractories	0161	12/85	99.2	102.0	102.0	1.9	0
Refractories, non clay	1353	12/74	220.9	222.0	222.0	.1	0
Magnesite and magnesite-chrome bricks & shapes	0113	12/85	99.1	99.7	99.7	-.4	0
All other nonclay refractory bricks and shapes	0117	12/85	101.3	102.1	102.1	1.4	0
Nonclay refractory mortars/castables, hydro setting	0119	12/85	107.3	107.3	107.3	3.1	0
Nonclay plastics refractories & remming mix.-wet/dry	0132	12/85	100.0	100.0	100.0	0	0
Nonclay gunning mixes, basic and other	0141	12/74	209.6	209.6	209.6	0	0
Other nonclay refractory materials in lump or ground	0143	12/85	101.7	101.7	101.7	1.0	0
Asphalt felts and coatings	136		363.8	370.0	372.7	-3.1	.7
Prep. asphalt & tar roofing & siding pro	1361		321.5	326.1	329.2	-3.5	1.0
Strip shingles	0102		310.0	311.7	314.7	-4.9	1.0
Smooth surface roll roofing	0111		478.9	461.0	473.8	-5.0	2.8
Other prepared asphalt & tar roofing & siding prods.	0121	06/84	87.1	92.0	92.2	-1.7	.2
Other asphalt roofing	1362		489.3	505.8	505.5	-1.9	-.1
Roofing asphalts, pitches, coatings, and cement	0121	06/84	83.9	86.7	86.7	-1.8	0
Asphalt & tar saturated felts & boards, nonbuilding	0111	06/84	110.7	109.2	109.2	-1.4	0
Gypsum products	137		331.5	308.6	303.5	-11.0	-1.7
Gypsum products	1371						
Gypsum plasters & bases	0103	06/83	139.6	137.6	140.0	(?)	1.7
1/2 inch regular gypsumboard	0111		275.4	249.3	245.1	-15.2	-1.7
Type X gypsumboard	0112	06/81	125.4	118.2	113.5	-11.8	-4.0
Glass containers	138		402.7	402.3	401.3	-.2	-.2
Glass containers	1381						
Food	0105	06/82	110.8	110.8	110.4	-2.5	-.4
Beer	0123	06/82	112.9	112.9	112.9	3.7	0
Liquor	0131		473.9	475.0	468.1	-.1	-1.5
Wine	0135	06/82	113.8	(?)	113.8	0	(?)
Medical and health, narrow neck	0141		483.0	473.1	473.1	2.1	0
Non-alcoholic beverages	0163	06/82	108.6	108.6	108.6	-1.7	0
Other nonmetallic minerals	139		517.2	523.5	522.4	1.3	-.2
Insulation materials	1392						
Mineral wool for structural insulation	01		370.7	384.9	377.9	.3	-1.8
Building batt, blankets, and rolls	0101		323.0	340.6	331.7	-.7	-2.6
Loose fiber and granulated fiber	0102		325.1	348.7	330.2	-4.9	-5.3
Min. wool for indus. & equip. insulation	02		297.0	298.4	311.5	3.6	4.4
Mineral wool for industrial and equipment insulation	0201	12/81	125.0	125.8	125.7	1.3	-.1
Asbestos products	1393						
Asbestos friction material	0111	12/85	345.2	337.5	337.7	4.0	.1
Miscellaneous asbestos products	0199	12/85	100.0	100.0	101.2	1.2	1.2
Miscellaneous asbestos products	0199	12/85	102.9	98.1	96.8	5.6	-1.3
Paving mixtures and blocks	1394						
Asphalt, paving	0101		583.5	595.1	596.6	.8	.3
Bituminous/asphaltic concrete mixtures and blocks	0111		670.1	670.2	676.2	-1.4	.9
Bituminous/asphaltic concrete mixtures and blocks	0111		362.5	371.3	371.8	1.8	.1
Cut stone and stone products	1395						
Dressed dimension and cut granite	0111	12/84	109.9	110.8	111.0	2.7	.2
Dressed dimension and cut limestone	0121	12/84	104.3	105.8	105.8	3.4	0
Dressed dimension and cut marble	0131	12/84	107.7	107.7	109.1	1.3	1.3
Dressed dimension and cut marble	0131	12/84	133.1	132.3	132.3	.5	0
Other cut stone products, incl. slate, sandstone	0141	12/84	133.1	132.3	132.3	.5	0
Other cut stone products, incl. slate, sandstone	0141	12/84	112.0	114.7	114.7	3.6	0
Gaskets, packing, and sealing devices	1398						
Gaskets and gasketing material	01	12/85	102.4	102.7	102.6	1.3	-.1
Gaskets and gasketing material	0101	12/85	102.6	103.0	103.1	1.4	.1
Packing and sealing	02						
Packing and sealing	0201	12/85	102.2	102.5	102.3	1.2	-.2
Nonmetallic minerals and products, n.e.c.	1399						
Industrial sand	01	06/82	107.7	107.7	108.0	.4	.3
Glass sand	0101	06/82	108.7	108.4	108.5	-.3	.1
Glass sand	0101	06/82	111.0	111.1	111.1	-.4	0
Foundry sand	0111	06/82	112.7	113.0	113.7	.7	.6
Other industrial sand	0121	06/82	101.9	101.0	101.1	-.6	.1
Other nonmetallic minerals, n.e.c.	02	06/84	104.8	105.0	105.4	.9	.4
Prepared bentonite	0202	06/84	97.9	97.7	97.6	-1.2	-.1
Fuller's earth	0205	06/84	108.8	109.5	109.5	1.7	0
Feldspar	0206	06/84	106.1	106.1	106.1	1.4	0

See footnotes at end of table.

Table 6. Producer price indexes and percent changes for commodity groupings and individual items—Continued

(1967=100 unless otherwise indicated)

Commodity	Commodity code	Other index base	Index			Unadjusted percent change to Sep. 1987 From:	
			May 1987 ¹	Aug. 1987 ¹	Sep. 1987 ¹	Sep. 1986	Aug. 1987
Nonmetallic minerals and products, n.e.c.—Continued							
Common clay and shale	1399 0207	06/84	107.8	107.8	107.8	-2.3	0
Other clay and related materials	0208	06/84	107.3	107.3	(¹)	(¹)	(¹)
Minerals and earths ground or treated	0209	06/85	101.8	101.9	102.1	.8	.2
Dimension stone	0211	06/85	106.2	106.3	106.3	.6	0
Miscellaneous nonmetallic minerals, n.e.c.	0299	06/85	100.9	101.4	102.7	1.0	1.3
Nonmetallic mineral products, n.e.c.	03	12/85	99.0	98.6	98.8	-1.1	.2
Mica products	0301	12/85	100.6	100.6	102.0	1.9	1.4
Statuary and art goods (factory made)	0302	12/85	101.5	101.5	101.5	.8	0
Other nonmetallic mineral products	0399	12/85	98.3	97.8	97.8	-1.7	0
Transportation equipment							
Transportation equipment	14	12/68	280.6	279.4	277.0	3.2	-9
Motor vehicles and equipment							
Motor vehicles and equipment	141		280.8	278.6	274.0	3.7	-1.7
Motor vehicles							
Motor vehicles	1411		258.4	255.0	248.0	3.8	-2.7
Passenger cars	01		239.9	234.7	229.5	4.2	-2.2
Trucks, 10,000 lbs. GVW and under	05		321.8	323.0	308.1	4.5	-4.6
Trucks, over 10,000 lbs. GVW	06		339.2	344.9	335.9	.2	-2.6
Trucks, over 10,000 lbs. gvw	0681	12/82	(¹)	108.6	105.8	(¹)	-2.6
Fire department vehicles	08	06/83	108.4	108.4	108.4	2.0	0
Motor vehicle parts							
Motor vehicle parts	1412		366.9	367.1	367.1	2.6	0
Motor vehicle parts, new	03	12/82	103.5	103.6	103.6	2.7	0
Motor vehicle parts, new, excl. motorcycle parts	0331	12/82	103.5	103.5	103.6	2.7	.1
Motorcycle parts, new	0335	12/84	105.2	105.2	105.2	2.3	0
Motor vehicle parts, rebuilt	04	12/82	116.2	116.3	116.4	2.0	.1
Truck and bus bodies							
Truck and bus bodies	1413	12/82	114.4	114.2	114.3	1.8	.1
Truck and bus bodies sold separately	01	12/82	114.4	114.4	114.6	2.4	.2
Truck bodies sold separately	0102	12/82	114.9	114.9	115.1	2.5	.2
Completed vehicles on purchased chassis	02	12/82	115.8	115.3	115.4	.4	.1
Truck bodies sold on purchased chassis	0202	12/82	107.6	107.6	107.6	.1	0
Other vehicle bodies sold on purchased chassis	0206	12/82	118.7	117.6	117.6	.3	0
Truck trailers							
Truck trailers	1414	06/80	112.0	112.1	112.2	-.6	.1
Vans, over 10,000 lbs.	01	06/80	113.7	113.9	114.5	-.7	.5
Closed top vans	0106	06/83	105.1	105.3	105.8	-.8	.5
Tanks, over 10,000 lbs.	02	06/80	106.4	108.0	107.2	.9	-.7
Other tanks	0206	12/86	100.0	100.0	100.0	(¹)	0
Other trailers and chassis, over 10,000 lb	03	06/80	114.6	113.9	113.7	-.8	-.2
Platform trailers	0303	06/80	112.4	109.5	109.7	-3.9	.2
Low-bed heavy haulers	0304	06/80	118.5	118.5	118.5	0	0
Dump trailers and chassis	0305	06/80	118.1	119.1	118.1	1.6	-.8
Other trailer and chassis	0309	06/80	108.3	108.3	108.3	.4	0
Truck trailers & chassis, under 10,000 lbs	06	12/86	100.6	100.6	100.6	(¹)	0
Motor homes built on purchased chassis							
Motor homes built on purchased chassis	1415 0101	06/84	112.0	112.0	114.1	3.9	1.9
Travel trailers and campers							
Travel trailers and campers	1416	06/84	107.7	108.4	109.0	2.0	.8
Travel trailers	01						
Travel trailers (with rigid structures)	0101	06/84	108.1	108.9	109.1	2.2	.2
Campers, pickup covers and parts	02						
Camping trailers, truck campers, pickup covers & pts	0201	06/84	107.1	107.4	108.9	1.9	1.4
Aircraft and aircraft equipment							
Aircraft and aircraft equipment	142	12/68	372.2	372.2	372.7	.3	.1
Aircraft							
Aircraft	1421	12/68	375.5	374.3	375.3	-.6	.3
Civilian aircraft	02	12/85	103.4	102.8	103.2	2.0	.4
Single engine, fixed wing	0201	12/85	106.5	107.0	109.5	5.4	2.3
Multiengine, fixed wing	0202	12/85	103.1	102.3	102.7	1.7	.4
Rotary wing	0203	12/68	343.0	349.7	349.7	6.4	0
Aircraft engines and engine parts							
Aircraft engines and engine parts	1423	12/85	99.6	99.7	99.8	.4	.1
Aircraft parts and auxiliary equipment							
Aircraft parts and auxiliary equipment	1425	06/85	105.2	105.8	105.8	2.2	0
Ships and boats							
Ships and boats	143	12/81	117.0	116.9	117.2	.8	.3
Ships							
Ships	1431	12/85	100.7	100.7	100.7	.2	0
Nonmilitary ships	01						
Nonpropelled ships, nonmilitary	0104	12/85	101.0	(¹)	(¹)	(¹)	(¹)
Boats							
Boats	1432	12/81	120.3	119.8	121.2	3.3	1.2
Outboard motorboats	01	12/81	122.5	119.2	121.1	4.5	1.6
Runabouts	0101	12/81	123.2	119.9	121.8	4.6	1.6
Inboard motorboats, incl. i.-o. houseboats	02	12/81	122.7	122.9	124.4	2.6	1.2
Runabouts	0201	06/83	113.6	(¹)	118.1	6.0	(¹)
Cabin cruisers, non-military	0202	12/81	124.9	125.2	126.0	2.1	.6
Inboard-outdrive boats, except houseboats	03	12/81	120.2	118.8	121.3	3.1	2.1

See footnotes at end of table.

Table 6. Producer price indexes and percent changes for commodity groupings and individual items—Continued

(1967 = 100 unless otherwise indicated)

Commodity	Commodity code	Other index base	Index			Unadjusted percent change to Sep. 1987 From:	
			May 1987 ¹	Aug. 1987 ¹	Sep. 1987 ¹	Sep. 1986	Aug. 1987
Boats—Continued	1432						
Under 20 ft., L.O.A.	0301	12/81	113.4	(?)	113.4	2.7	(?)
Over 20 ft., L.O.A.	0302	12/81	130.5	128.3	132.2	3.3	3.0
All other boats	04	12/81	112.5	114.4	113.9	1.6	-.4
Sailboats, with auxiliary power	0401	12/81	116.7	121.0	118.1	1.8	-2.4
Other boats: rowboats, canoes, skiffs, etc.	0403	12/81	115.6	(?)	(?)	(?)	(?)
Railroad equipment	144		362.2	363.0	363.1	-.4	0
Locomotives and parts	1441		376.6	380.1	380.1	-2.0	0
Locomotives	01		391.4	398.1	398.1	2.0	0
Locomotive parts	02	12/72	274.3	274.3	274.3	-6.4	0
Railroad cars and car parts	1442		328.9	328.7	328.8	.2	0
Freight cars	01		308.0	307.2	307.2	0	0
Freight cars, new	0102	06/84	99.8	99.5	99.5	0	0
Railroad car parts and accessories	03	12/72	278.5	278.8	279.4	.7	.2
Transportation equipment, n.e.c.	149	06/85	101.6	102.2	103.0	2.8	.8
Transportation equipment, n.e.c.	1491						
Self-propell. golf carts & in-plant carriers & parts	1101	06/85	101.1	101.1	(?)	(?)	(?)
Other transportation equipment, n.e.c.	1103	06/85	100.6	101.1	102.0	3.2	.9
Miscellaneous products	15		315.1	319.7	319.8	3.2	0
Toys, sporting goods, small arms, etc.	151		237.9	238.8	238.5	.8	-.1
Toys, games, and children's vehicles	1511		241.7	242.5	242.2	.4	-.1
Games, excl. toys and hobbies	0152	06/85	105.2	105.4	105.0	2.8	-.4
Baby carriages, children's vehicles, excl. bicycles	0153	06/85	(?)	92.0	92.0	(?)	0
Toys, excl. games and hobbies	0154	06/85	102.9	103.7	103.8	.8	.1
Hobbies, models: crafts and structural kits	0155	06/85	108.7	108.7	108.7	.7	0
Dolls and stuffed toy animals	0156	12/85	95.8	96.1	96.1	-4.7	0
Sporting and athletic goods	1512		208.5	210.4	209.9	1.3	-.2
Fishing tackle and equipment	0103	12/85	102.2	106.6	105.5	3.7	-1.0
Golf equipment	0127	12/85	104.9	104.4	104.4	2.7	0
Bicycles, adult tricycles, unicycles and parts	0182	12/84	97.5	99.3	99.8	1.2	.5
Playground, gymnasium, and gymnastic equipment	0191	12/85	103.9	103.8	102.4	-.9	-1.3
Other sporting and athletic goods	0193	12/85	102.3	103.0	103.0	1.7	0
Small arms and ammunition	1513		326.0	324.2	324.2	1.2	0
Small arms	01		341.4	341.4	341.4	4.2	0
Pistols and revolvers	0102		391.7	391.7	391.7	3.7	0
Shot guns	0111		336.4	336.4	336.4	4.6	0
Rifles, centerfire	0113	06/85	109.3	109.3	109.3	4.2	0
Other small arms	0115	06/85	107.0	107.0	107.0	2.2	0
Parts and attachments for small arms	0119	06/85	107.4	107.4	107.4	2.0	0
Small arms shipped to U.S. military	0121	06/85	106.2	(?)	(?)	(?)	(?)
Small arms ammunition	02		316.6	317.2	316.9	-.8	-.1
Pistol and revolver cartridges	0223	06/85	109.7	109.7	109.9	8.4	.2
Components for small arms ammunition	03						
Components for small arms ammunition	0301	06/85	96.3	93.5	93.6	-1.5	.1
Tobacco products, incl. stemmed & redrie	152		487.4	509.2	509.1	8.5	0
Cigarettes	1521		538.8	567.8	567.8	10.3	0
Nonfilter tip	0101		638.6	673.4	673.4	10.5	0
Filter tip, king size	0102		501.6	529.1	529.1	10.5	0
Filter tip, super king and long size	0103	12/82	130.0	136.7	136.7	9.9	0
Cigars	1522		202.7	207.9	207.9	5.3	0
Low priced	0101		216.8	234.5	234.5	8.2	0
Popular priced	0102		209.7	208.9	208.9	4.7	0
Medium priced	0103		193.8	195.4	195.4	1.9	0
High priced	0104		207.1	207.6	207.6	5.4	0
Other tobacco products	1523		476.4	478.9	481.2	4.0	.5
Smoking tobacco	0101		429.3	443.1	452.9	5.5	2.2
Loose leaf chewing tobacco	0102	12/82	137.0	137.0	137.0	5.8	0
Chewing tobacco other than loose leaf	0103	12/82	137.9	137.9	137.9	5.0	0
Snuff, dry and moist	0121		549.5	549.5	551.0	2.0	.3
Stemmed and redried tobacco	1524	06/84	88.2	89.0	88.8	.8	-.2
Unstemmed leaf tobacco redried before pack	01						
Packed for sale	0105	06/84	86.0	92.0	90.6	6.2	-1.5
Stemmed tobacco	02	06/84	88.8	89.4	89.2	.3	-.2
Stemmed tobacco, leaf, not aged	0205	06/84	88.2	88.9	88.6	.6	-.3
Other stemmed tobacco, incl. chopped cigar filler	0209	06/84	92.8	92.8	93.6	-.6	.9

See footnotes at end of table.

Table 6. Producer price indexes and percent changes for commodity groupings and individual items—Continued

(1967=100 unless otherwise indicated)

Commodity	Commodity code	Other index base	Index			Unadjusted percent change to Sep. 1987 From:	
			May 1987 ¹	Aug. 1987 ¹	Sep. 1987 ¹	Sep. 1986	Aug. 1987
Notions	153		291.2	293.4	292.9	1.9	-0.2
Buttons, button blanks, and parts	1531		220.5	222.5	224.5	1.5	.9
Needles, pins, and fasteners	1532		302.1	304.3	303.0	2.1	-.4
Zippers and slide fasteners	0102	12/85	104.8	104.7	104.7	3.3	0
Needles, pins, non-slide fasteners & similar notions	0103	12/85	101.0	102.3	101.6	1.4	-.7
Photographic equipment and supplies	154		222.2	223.0	223.2	1.9	.1
Photographic equipment	1541		119.1	119.0	119.2	1.2	.2
Photographic equipment, excluding phot	0701	12/83	105.6	105.3	105.7	1.9	.4
Photocopy equipment, including parts	0801		24.7	(?)	24.7	.4	(?)
Photographic supplies	1542		299.2	301.1	301.1	2.2	0
Photographic supplies, except x-ray	0601	12/83	108.9	109.6	109.6	2.1	0
Mobile homes	155	12/74	168.3	167.9	169.4	1.4	.9
Mobile homes, residential, single wide	1552	12/74	166.7	165.3	167.2	.8	1.1
Mobile homes, residential, double wide	1553	12/74	169.2	171.3	172.2	2.5	.5
Medical, surgical & personal aid devices	156	06/78	136.0	136.2	136.1	5.3	-.1
Personal aid equipment	1561						
Electronic hearing aids	01	06/78	126.6	126.6	126.6	0	0
Medical instruments and equipment	1562	06/82	109.2	109.3	109.3	1.6	0
Medical instruments and apparatus	0101	06/82	107.2	106.9	106.9	1.0	0
Hospital furniture, excluding beds and chairs	0102	06/82	122.8	(?)	(?)	(?)	(?)
Surgical appliances and supplies	1563	06/83	124.9	124.9	124.9	11.2	0
Surgical dressings	0101	06/83	101.1	100.5	99.5	-2.2	-1.0
Other surgical appliances and supplies	0103	06/83	136.0	136.1	136.4	16.0	.2
Ophthalmic goods	1564	12/83	109.8	109.8	110.1	1.8	.3
Ophthalmic fronts and temples	0101	12/83	130.2	130.5	131.5	3.4	.8
Glass ophthalmic focus lenses	0102	12/83	98.3	97.8	97.8	.3	0
Plastic ophthalmic focus lenses	0103	12/83	97.5	97.8	98.2	.9	.4
Contact lenses	0104	12/83	91.5	91.6	91.6	0	0
Other ophthalmic goods	0105	12/83	107.7	(?)	(?)	(?)	(?)
Dental equipment and supplies	1565	06/85	111.1	112.5	111.1	4.9	-1.2
Dental casting metals	0101	06/85	129.5	128.8	(?)	(?)	(?)
Denture materials	0102	06/85	105.5	107.9	107.9	2.7	0
Dental professional and laboratory equipment	0103	06/85	108.7	108.8	108.8	2.7	0
Dental supplies	0104	06/85	106.0	108.9	106.0	3.2	-2.7
Industrial safety equipment	157	06/78	165.4	167.9	168.3	6.8	.2
Industrial safety equipment	1571						
Respiratory protection equipment	01						
Respiratory protection equipment	0107	06/83	120.3	122.1	122.8	2.6	.6
Eye and face protective equipment	02	06/78	161.3	161.3	161.3	1.7	0
Industrial safety glasses and goggles	0206	12/83	122.9	122.9	122.9	1.1	0
Protective clothing except shoes	05						
Protective clothing except shoes	0505	06/83	137.7	(?)	(?)	(?)	(?)
First aid kits	06						
Mining services	158	06/85	86.5	87.7	87.7	-1.1	0
Mining services	1581						
Metal mining services	01	12/85	100.8	100.8	101.0	.9	.2
Bituminous coal and lignite mining service	03	06/85	100.2	100.1	100.5	.3	.4
Drilling oil and gas wells services	04	12/85	84.5	85.1	85.5	-3.4	.5
Oil and gas field exploration services	05	12/85	69.7	75.1	75.0	.5	-.1
Oil and gas field services, n.e.c.	06	12/85	91.3	92.3	91.9	.7	-.4
Nonmetallic minerals mining services	07						
Nonmetallic minerals mining services	0701	06/85	107.6	109.1	108.8	.3	-.3
Other miscellaneous products	159		363.9	366.2	366.1	2.5	0
Miscellaneous products, n.e.c.	159-A	12/85	103.3	103.6	103.5	1.8	-.1
Candles	01	12/85	103.7	105.1	102.5	-.1	-2.5
Feathers, plumes and artificial flowers	03	12/85	99.3	99.0	99.0	-.1	0
Artificial flowers, feathers and plumes	0302	12/85	98.1	97.6	97.7	-.7	.1
Signs and advertising displays	04	12/85	102.7	102.9	103.1	1.4	.2
Electric signs	0401	12/85	102.6	102.9	102.9	.8	0
Non-electric signs	0402	12/85	102.8	103.0	103.3	1.6	.3
Advertising specialties	0403	12/85	103.3	103.3	103.3	2.1	0

See footnotes at end of table.

Table 6. Producer price indexes and percent changes for commodity groupings and individual items—Continued

(1967 = 100 unless otherwise indicated)

Commodity	Commodity code	Other index base	Index			Unadjusted percent change to Sep. 1987 From:	
			May 1987 ¹	Aug. 1987 ¹	Sep. 1987 ¹	Sep. 1986	Aug. 1987
Miscellaneous products, n.e.c.—Continued	159-A						
Other miscellaneous products, n.e.c.	09	12/85	105.8	106.0	106.0	3.8	0
Waste materials, n.e.c. (including exports)	0902	12/86	(²)	(²)	(²)	(²)	(²)
Caskets	1591		246.7	248.8	249.3	3.4	.2
Cloth covered, softwood, adult sizes	0102	12/68	229.4	231.2	231.0	3.3	-1
Hardwood, adult size	0103	12/68	313.9	313.9	317.0	3.0	1.0
Steel, excluding stainless, adult sizes	0104	12/68	227.2	228.2	228.1	2.9	0
Other metal caskets and coffins, adult sizes	0105	12/84	107.4	108.6	108.6	2.4	0
Other caskets and coffins & metal vaults	0108	12/84	106.1	109.9	110.2	6.4	.3
Matches	1592		273.8	278.6	278.8	3.4	.1
Musical instruments	1593		235.8	237.5	237.5	2.2	0
Pianos	0114	06/85	104.4	105.5	105.5	2.5	0
Organs	0115	06/85	105.6	105.6	105.6	1.9	0
Piano and organ parts	0116	06/85	101.3	101.3	101.3	.5	0
Other musical instruments and parts	0117	06/85	108.1	109.4	109.4	2.6	0
Jewelry and jewelry products	1594	12/78	168.0	170.7	170.3	5.0	-2
Jewelry, platinum and karat gold	02	12/78	197.4	202.5	202.7	8.5	.1
Other precious metal jewelry	03	12/78	173.1	177.9	177.8	6.0	-1
Costume jewelry and novelties	04	12/78	145.6	145.3	143.4	-1.2	-1.3
Costume jewelry & novelties made of base metal	0411	06/85	102.2	101.9	100.4	-1.4	-1.5
Jewelers' findings and materials	05	12/78	155.0	155.5	155.5	2.2	0
Lapidary work, diamond cutting, & polishin	06						
Pens, pencils, and marking devices	1595		193.2	192.5	193.1	2.1	.3
Pens, mechanical pencils, and parts	02	12/85	103.1	102.7	103.0	1.1	.3
Ball point pens, including roller pens	0201		164.8	163.8	164.7	1.1	.5
Fountain pens	0202		255.0	248.5	250.7	6.3	.9
Soft tip pens	0203	12/85	101.0	101.0	101.0	1.3	0
Pen and mechanical pencil parts & refill cartridges	0207	12/85	101.0	101.4	101.4	.6	0
Lead pencils and art goods	03	12/85	102.3	101.7	102.3	1.3	.6
Black graphite pencils	0301		227.9	224.0	227.9	0	1.7
Other wood cased pencils, crayons, and chalk	0302	12/85	104.7	104.7	104.7	3.1	0
Artists' equipment and supplies	0303	12/85	104.6	104.6	104.6	1.6	0
Marking devices	04	12/85	106.1	106.3	106.3	5.2	0
Rubber and vinyl stamps	0401	12/85	109.9	110.6	110.5	8.8	-1
Mechanical hand stamps	0402	12/85	107.6	107.7	107.7	6.2	0
Embossing seals	0403	12/85	102.8	102.8	102.8	2.8	0
Metal hand stamps	0404	12/85	104.6	104.6	104.6	2.4	0
Other marking devices	0405	12/85	102.8	102.8	102.8	2.8	0
Watches, clocks and timing mechanisms	1596		206.2	206.3	206.3	1.8	0
Watches, clocks & timing mech., ex. parts	01		206.1	206.2	206.2	2.0	0
Watches	0121	06/83	100.5	100.4	100.4	1.9	0
Clocks	0123	06/83	108.6	108.8	108.8	1.9	0
Timing mechanisms	0125	06/83	106.0	106.0	105.9	2.3	-1
Parts	02						
Brooms and brushes	1597		233.8	234.5	234.7	1.5	.1
Brooms	0501	12/85	101.1	102.3	102.3	1.1	0
Paint and varnish brushes and rollers	0502	12/85	100.3	100.0	100.2	.2	.2
Other brushes, excl. paint and varnish brushes	0503	12/85	103.6	104.0	104.0	2.4	0
Phonograph records and prerecorded tapes	1598		204.0	205.1	205.2	.4	0
Phonograph records	01		215.7	217.8	217.3	.3	-2
Audio tapes	02	12/71	139.0	139.0	139.5	.7	.4
Fire extinguishers	1599		212.3	212.3	212.3	-2.3	0
Fire extinguishers	0175	12/85	96.2	96.2	96.2	-2.4	0

¹ Data for May 1987 have been revised to reflect the availability of late reports and corrections by respondents. All data are subject to revision 4 months after original publication. Data are not seasonally adjusted.

² Not available.

³ Prices for all items in this grouping are lagged 1 month.

⁴ Prices for some items in this grouping are lagged 1 month.

n.e.c. = Not elsewhere classified.

Note: Titles of some commodities are not shown in this table because they fail to meet our publication criteria.

Table 7. Producer price indexes by durability of product

(1967 = 100)

Grouping	1986		1987		
	Annual average	September	May ¹	August ¹	September ¹
Total durable goods	300.0	298.8	304.7	306.9	307.4
Total nondurable goods	298.8	295.6	307.7	312.0	311.5
Total manufactures	297.6	296.0	304.4	307.5	307.5
Durable	300.8	299.6	305.3	306.9	307.1
Nondurable	294.0	292.1	303.0	307.7	307.5
Total raw or slightly processed goods	305.6	299.0	313.9	318.3	317.8
Durable	252.0	252.8	267.8	292.5	302.8
Nondurable	308.6	301.6	316.4	319.5	318.3

¹ Data for May 1987 have been revised to reflect the availability of late reports and corrections by respondents. All data are subject to revision 4 months after original publication. Data are not seasonally adjusted.

Table 8. Producer price indexes for special commodity groupings¹

(1967 = 100 unless otherwise indicated)

Commodity grouping	1986		1987		
	Annual average	September	May ²	August ²	September ²
All commodities except farm products	305.0	302.6	311.7	316.1	315.9
All foods	268.5	273.2	277.4	273.8	276.8
Processed foods	270.8	275.5	280.9	278.2	280.1
Industrial commodities less fuels and related products and power	293.9	293.2	299.8	302.5	303.3
Selected textile mill products (Dec. 1975 = 100)	142.8	142.8	145.1	146.3	146.4
Hosiery	149.3	149.1	149.3	150.0	150.0
Underwear and nightwear	237.0	236.4	237.2	239.5	240.9
Chemicals and allied products, including synthetic rubber and synthetic fibers	289.4	287.4	298.2	301.5	302.7
Pharmaceutical preparations	284.0	287.9	307.5	307.6	311.6
Synthetic paint resins (June 1987 = 100)	N.A.	N.A.	N.A.	101.9	104.5
Volatile paint liquids (June 1987 = 100)	N.A.	N.A.	N.A.	97.7	92.9
Lumber and plywood ³	312.1	317.2	323.0	333.6	343.5
Steel mill products, including fabricated wire products	348.7	350.3	352.8	354.5	356.7
Finished steel mill products, excluding fabricated wire products	347.5	349.2	352.3	354.3	356.6
Finished steel mill products, including fabricated wire products	347.5	349.2	351.9	353.6	355.8
Special metals and metal products	302.4	298.9	308.8	312.5	312.6
Fabricated metal products	311.8	311.9	313.6	314.9	315.9
Copper and copper products	184.4	182.5	195.5	216.6	217.0
Machinery and motive products	298.3	295.2	302.7	302.8	302.0
Machinery and equipment, except electrical	330.5	331.2	335.2	335.8	336.5
Agricultural machinery, including tractors	356.4	356.5	357.9	357.8	357.9
Metalworking machinery	382.7	384.0	390.2	391.4	392.4
Total tractors	383.1	382.9	387.8	388.6	387.8
Construction materials	309.2	310.1	312.0	316.2	317.8
Agricultural machinery and equipment, less parts	344.4	344.6	345.7	345.5	345.5
Farm and garden tractors, less parts	358.5	358.0	359.8	360.0	358.6
Agricultural machinery excluding tractors, less parts	355.0	355.5	356.7	356.4	357.2

¹ These indexes are calculated by combining the indexes listed below by commodity code after each special commodity grouping. The weights are those used for the comprehensive All Commodities index.

² Data for May 1987 have been revised to reflect the availability of late reports and corrections by respondents. All data are subject to revision 4 months after original publication.

All commodities except farm products: 02 through 15

All foods: 011, 017, and 02 less 0261, 0262, and 029

Processed foods: 02 less 0261, 0262, and 029

Industrial commodities less fuels and related products and power: 03, 04, and 06 through 15

Selected textile mill products: 0327, 03370105, 03370109, 034, 03810168, 03810169, 03810272, 038810274, 03810298, 03810364, 03820134, 03820303, 03830323, 03830324, 03830325 and 1231

Hosiery: 03810168, 03810169, 03810171, 03810272, 03810273, 03810363, 03810364, and 03810365

Underwear and nightwear: 03810174, 03810175, 03810176, 03810177, 03810178, 03810274, 03810275, 03810276, 03810277, 03810368, and 03810369

Chemicals and allied products, including synthetic rubber and synthetic fibers: 031, 06 less 064, and 071102

Pharmaceutical preparations: 0634, 0635, and 0636

Synthetic paint resins: 06220132, 066207, and 06620903

Volatile paint liquids: 06140141, 06140201, 06140341, 06140356, 06220306, 06220308, 06220309, and 06220311

Lumber and plywood³: 081 and 083

Steel mill products, including fabricated wire products: 1017 and 1088

Finished steel mill products, excluding fabricated wire products: 1017 less 101701 and 101702

Finished steel mill products, including fabricated wire products: 1017 and 1088 less 101701 and 101702

Special metals and metal products: 10, 111, and 141

Fabricated metal products: 10-3 through 10-8

Copper and copper products: 10220123, 10220162, 102301, 10240301, 10240302, 10240304, 10240305, 102502, 10260315, 10260316, 10260317, 10260319, 10260325, 10280301, 10280302, and 10280303

Machinery and motive products: 11 and 14

Machinery and equipment, except electrical: 111, 112, 113, 114, 116, 118, and 119

Agricultural machinery, including tractors: 1111 and 1112 less 11115211 and 111251

Metalworking machinery: 113A, 1132, 113304, 1137, and 1138

Total tractors: 1111 and 1128 less 11115211, 112802, and 112803

Agricultural machinery and equipment, less parts (old commodity code 111): 111 less 11115211 and 111251

Farm and garden tractors, less parts (old commodity code 1111): 1111 less 11115211

Agricultural machinery excluding tractors, less parts (old commodity code 1112): 1112 less 111251

Construction materials: 0621, 0721, 0811, 082, 083, 08490105, 086, 092, 101502, 10170399, 10170499, 10170611, 10170627, 10250103, 10250104, 10250121, 10250123, 10250254, 10260307, 104101, 105, 106, 1071, 10730101, 10730109, 10730145, 10730146, 10730164, 10730165, 107402, 107403, 107404, 10740501, 10740781, 10740791, 10810246, 10830301, 10830321, 10830323, 10830325, 10830329, 10830351, 10830361, 10880211, 10880213, 10880721, 10880961, 10890566, 1142, 1147, 11490205, 11710109, 11710111, 11710112, 11710113, 11710115, 11710116, 11710117, 11710118, 11710119, 11710121, 11710266, 11710267, 11710272, 11710273, 11710274, 11710282, 123101, 1232, 131105, 132, 133, 134, 136, 137, 1392, 1393, 1394, and 139501

³ Formerly entitled: Lumber and wood products, excluding millwork

N.A. = Not available

Table 9. Producer price indexes and percent changes for selected telephone services

(1972=100)

Industry/ product code	Description	Indexes			Unadjusted percent change to Sep. 1987 from:	
		May	Aug.	Sep.	Sep. 1986	Aug. 1987
		1987 1/	1987 1/	1987 1/		
4811-1	Local service	216.1	220.1	219.3	0.8	-0.4
4811-111	Residential 2/.....	229.2	236.6	236.6	2.3	0
4811-112	Business	235.5	232.7	232.0	-1.1	-0.3
4811-113	Optional additional usage	131.5	131.5	127.8	-2.8	-2.8
4811-114	Coin	234.9	234.9	234.6	-.1	-.1
4811-2	Toll service	128.5	125.5	125.2	-7.7	-.2
4811-211	Intrastate MTS	155.5	153.3	152.3	-2.2	-.7
4811-212	Interstate MTS	113.8	110.0	110.0	-13.5	0
4811-213	International MTS	84.0	84.0	84.0	-.1	0
4811-214	WATS	110.4	107.7	107.7	-5.1	0
4811-214-11	Interstate WATS	97.5	97.5	97.5	-3.1	0
4811-214-12	Intrastate WATS	144.4	134.7	134.7	-8.9	0
4811-311	Private lines, interstate ..	168.3	168.3	168.3	0	0
4811-911	Directory advertising	268.2	270.5	271.7	4.2	.4

1/ Data for May 1987 have been revised to reflect the availability of late reports and corrections by respondents. All data are subject to revision 4 months after original publication. Data are not seasonally adjusted.

2/ Telephone services contained in the Consumer Price Index cover not only local residential service, but also parts of toll service, equipment leasing (such as extension phones), and non-recurring charges (such as installation).

Table 10. Producer price indexes and percent changes for postal services

(1977=100)

Industry/ product code	Description	Dec. 1986 relative importance 1/	Indexes			Unadjusted percent change to Sep. 1987 from:	
			May	Aug.	Sep.	Sep. 1986	Aug. 1987
			1987 2/	1987 2/	1987 2/		
4311	United States Postal Service	1.0000	157.0	157.0	157.0	0	0
4311-1	First class mail 3/.....	.6508	165.4	165.4	165.4	0	0
4311-111	Letter mail5992	167.3	167.3	167.3	0	0
4311-112	Post cards0146	154.2	154.2	154.2	0	0
4311-113	Priority mail0370	142.3	142.3	142.3	0	0
4311-2	Second class mail0503	174.0	174.0	174.0	0	0
4311-211	In county mail0046	211.8	211.8	211.8	0	0
4311-212	Regular rate mail0351	167.1	167.1	167.1	0	0
4311-213	Nonprofit rate mail0103	180.7	180.7	180.7	0	0
4311-214	Classroom rate mail0003	157.3	157.3	157.3	0	0
4311-3	Third class mail1742	170.3	170.3	170.3	0	0
4311-311	Single piece mail0114	205.0	205.0	205.0	0	0
4311-312	Regular bulk mail1205	165.9	165.9	165.9	0	0
4311-313	Nonprofit bulk mail0410	164.2	164.2	164.2	0	0
4311-4	Fourth class mail 3/.....	.0405	173.6	173.6	173.6	0	0
4311-411	Parcel post0221	175.9	175.9	175.9	0	0
4311-412	Bound printed matter0038	130.3	130.3	130.3	0	0
4311-413	Special rate mail0108	175.4	175.4	175.4	0	0
4311-414	Library rate mail0038	176.3	176.3	176.3	0	0
4311-5	International mail0279	186.8	186.8	186.8	0	0
4311-511	International air mail0184	154.0	154.0	154.0	0	0
4311-512	International surface mail0033	357.2	357.2	357.2	0	0
4311-513	Terminal dues and transit fees ..	.0062	223.7	223.7	223.7	0	0
4311-6	Special services and fees0387	168.8	168.8	168.8	0	0
4311-611	Special services0325	168.6	168.6	168.6	0	0
4311-612	Domestic mail fees0056	172.9	172.9	172.9	0	0
4311-613	Other services and fees0006	275.9	275.9	275.9	0	0
4311-912	Express mail0167	150.6	150.6	150.6	0	0
4311-913	Mailgram service.....	.0010	162.2	162.2	162.2	0	0

1/ The figure shown for each item is its value weight expressed as a proportion of the total value weight for the U.S. Postal Service Index.

2/ Data for May 1987 have been revised to reflect the availability of late reports and corrections by respondents. All data are subject to revision 4 months after original publication. Data are not seasonally adjusted.

3/ Postal service prices contained in the Consumer Price Index are from first class and fourth class mail.

Table 11. Producer price indexes for material inputs to construction industries

(June 1986=100)

Grouping ^{1/}	Relative importance	Unadjusted index			Unadjusted percent change to Sep. 1987 from:	
		June 1987	May 1987 ^{2/}	Aug. 1987 ^{2/}	Sep. 1987 ^{2/}	Sep. 1986
Inputs to construction industries.....	100.000	100.8	102.0	102.3	2.6	0.3
New construction.....	73.622	100.9	102.1	102.5	2.8	.4
Single-unit residential.....	30.971	101.3	102.3	102.9	2.8	.6
Multi-unit residential.....	4.756	100.7	101.7	102.1	2.1	.4
Non-residential buildings.....	18.598	100.7	101.7	101.9	2.1	.2
Highway and street construction.....	4.714	100.0	101.8	101.6	3.5	-.2
Water and sewer supply construction.....	2.821	100.6	101.4	101.6	2.2	.2
Other heavy construction.....	11.760	100.7	102.5	102.8	3.7	.3
Maintenance and repair construction.....	26.378	100.6	101.7	102.0	2.4	.3
Residential.....	8.422	100.5	101.3	101.6	1.9	.3
Non-residential.....	17.956	100.7	101.9	102.2	2.7	.3

^{1/} Indexes in this table are derived from the primary product indexes in table 5 that are weighted using 1977 input/output relationships. These indexes only include inputs to construction which are produced by the mining and manufacturing sectors of the economy, excluding capital equipment. Since they do not include labor or capital costs, these indexes should not be regarded as comprehensive measures of changes in construction costs. See note on page 190 of the July 1986 issue of Producer Price Indexes.

^{2/} Data for May 1987 have been revised to reflect the availability of late reports and corrections by respondents. All data are subject to revision 4 months after original publication. Data are not seasonally adjusted.

^{3/} Not available.

Technical Notes

Brief Explanation of Producer Price Indexes

Producer price indexes (PPI) measure average changes in prices received by domestic producers of commodities in all stages of processing. Most of the information used in calculating the indexes is obtained through the systematic sampling of nearly every industry in the manufacturing and mining sectors of the economy. The PPI program also includes some information from other sectors—agriculture, fishing, forestry, services, and gas and electricity. Because producer price indexes are designed to measure only the change in prices received for the output of domestic industries, imports are not included. The sample currently contains about 3,100 commodities and 75,000 quotations per month.

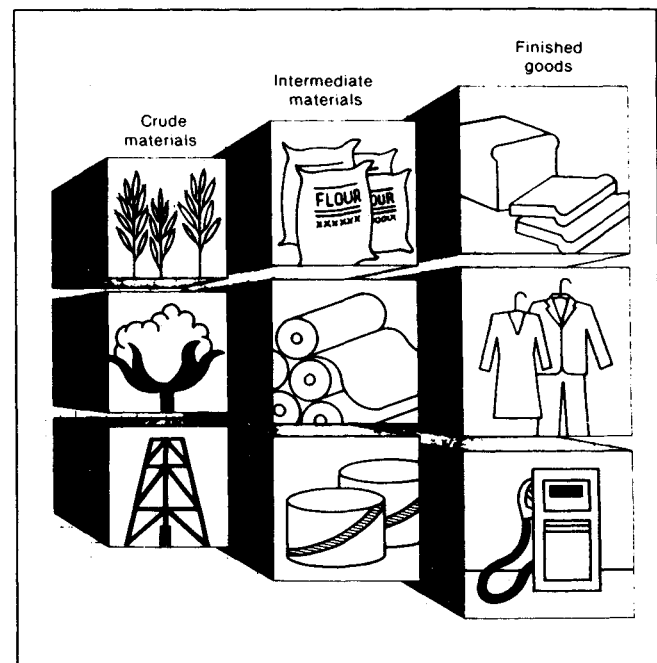
There are three primary systems of indexes within the PPI program: (1) Stage-of-processing indexes; (2) commodity indexes; and (3) indexes for the net output of industries and their products. The stage-of-processing structure (table 1) organizes products by class of buyer and degree of fabrication. The entire output of various industries is sampled to derive price indexes for the net output of industries and their products (table 5). The commodity structure (table 6) organizes products by similarity of end-use or material composition.

Within the stage-of-processing system, finished goods are commodities that will not undergo further processing and are ready for sale to the final demand user, either an individual consumer or a business firm. Consumer foods include unprocessed foods, such as eggs and fresh vegetables, as well as processed foods, such as bakery products and meats. Other finished consumer goods include durable goods, such as automobiles, household furniture, and appliances, and nondurable goods, such as apparel and home heating oil. Capital equipment includes producer durable goods such as heavy motor trucks, tractors, and machine tools.

The stage-of-processing category for intermediate materials, supplies, and components consists partly of commodities that have been processed but require further processing. Examples of such semifinished goods include flour, cotton yarn, steel mill products, and lumber. The intermediate goods category also encompasses items that are physically complete but that are purchased by business firms as inputs for their operations. Examples include diesel fuel, belts and belting, paper boxes, and fertilizers.

Crude materials for further processing are products entering the market for the first time that have not been manufactured or fabricated and that are not sold directly to consumers. Crude foodstuffs and feedstuffs include items such as grains and livestock. Examples of crude nonfood materials include raw cotton, crude petroleum, coal, hides and skins, and iron and steel scrap.

The illustration shows examples of how products are classified by stage of processing.



Producer price indexes for the net output of industries and their products are grouped according to the Standard Industrial Classification (SIC) and the Census product code extensions of the SIC. Industry price indexes are compatible with other economic time series organized by SIC codes, such as data on employment, wages, and productivity. Table 4 lists indexes for the net output of major mining and manufacturing industry groups at the 2-digit level. Table 5 includes data for SIC industries and industry groups (2-, 3-, and 4-digit levels); indexes for Census product classes (5- and 6-digit levels), products (7-digit level), and more detailed subproducts (9-digit level); and, for some industries, indexes for other sources of revenue.

Industries may be represented by one to three kinds of product indexes. Every industry has primary product indexes to show changes in prices received by

establishments classified in the industry for products made primarily, but not always exclusively, within the industry. The industry classification of an establishment is determined by which products comprise a plurality of its total shipment value. In addition, some industries also may have secondary product indexes that show changes in prices received by establishments classified in the industry for products primary to some other industry. Finally, some industries have miscellaneous receipts indexes to show price changes in other sources of revenue received by establishments within the industry that are not derived from the sales of their products, e.g., resales of purchased materials, or revenues from parking lots owned by a manufacturing plant.

Some product indexes published in table 5 correspond to 8-digit commodity indexes in table 6. In these cases, movements in the latter indexes are calculated on the basis of the movements of their counterparts in table 5. Although most such indexes continue to be published in table 6 on their original base period of 1967=100 or some later base, corresponding indexes in table 5 are published on a base of the month of their introduction. Even though index levels for corresponding items may differ, monthly percent changes will be identical. (See "Calculating Index Changes," below.)

Producer price indexes are based on selling prices reported by establishments of all sizes selected by probability sampling, with the probability of selection proportionate to size. Individual items and transaction terms from these firms are also chosen by probability proportionate to size. BLS strongly encourages cooperating companies to supply actual transaction prices at the time of shipment to minimize the use of list prices. Prices are normally reported monthly by mail questionnaire for the Tuesday of the week containing the 13th.

Price data are always provided on a voluntary and confidential basis; no one but sworn BLS employees are allowed access to individual company price reports. The Bureau publishes price indexes instead of unit dollar prices. All producer price indexes are routinely subject to revision once, 4 months after original publication, to reflect the availability of late reports and corrections by respondents.

Net output values of shipments are used as weights for industry indexes. Net output values refer to the value of shipments from establishments in one industry to establishments classified in another industry. However, weights for commodity price indexes are based on gross shipment values, including shipment values between establishments within the same industry. As a result, broad commodity grouping indexes such as the all commodities index are affected by the multiple counting of price change at successive stages of processing, which can lead to exaggerated or misleading signals about inflation. Stage-of-processing indexes partially correct this defect, but industry indexes consistently cor-

rect this weakness at all levels of aggregation. Therefore, industry and stage-of-processing indexes are more appropriate than broad commodity groupings for economic analysis of general price trends. Weights for most traditional commodity groupings of the PPI, as well as all indexes (such as stage-of-processing indexes) calculated from traditional commodity groupings, currently reflect 1982 values of shipments as reported in the Census of Manufactures and other sources. From January 1976 through December 1986, PPI weights were derived from 1972 shipment values. Industry indexes, which are based on the SIC system, continue to be calculated with 1977 net output weights.

For further information on the underlying concepts and methodology of the Producer Price Index, see chapter 7, "Producer Prices," in *BLS Handbook of Methods* (1982), Bulletin 2134-1. Reprints are available from the Bureau of Labor Statistics on request (202 523-1221).

Calculating Index Changes

Movements of price indexes from one month to another are usually expressed as percent changes rather than as changes index points because index point changes are affected by the level of the index in relation to its base period, while percent changes are not. The box shows the computation of index point and percent changes.

<i>Index Point Change</i>	
Finished Goods Price Index	288.5
Less previous index	285.0
Equals index point change	3.5
<i>Index Percent Change</i>	
Index point change	3.5
Divided by previous index	285.0
Equals	0.012
Result multiplied by 100	0.012 x 100
Equals index percent change	1.2

Percent changes for 3-month and 6-month periods can be expressed as annual rates that are computed according to the standard formula for compound growth rates. These data indicate what the percent change would be if the rate for a given 3- or 6-month span were maintained for a 12-month period.

Each index measures price changes from a reference period which equals 100.0 (1967 or some later period). An increase of 188.5 percent from the reference period in the Finished Goods Price Index, for example, is shown as 288.5. This change can also be expressed in dollars as follows: "Prices received by domestic producers of a systematic sample of finished goods have risen from \$100 in 1967 to \$288.50 today." Likewise, a current index of 300.0 would indicate that prices received by producers of finished goods today are triple what they were in 1967.

Seasonally Adjusted and Unadjusted Data

Because price data are used for different purposes by different groups, the Bureau of Labor Statistics publishes seasonally adjusted as well as unadjusted changes each month.

Seasonally adjusted data usually are preferred for analyzing general price trends in the economy because they eliminate the effect of changes that normally occur at about the same time and in about the same magnitude every year—such as price movements resulting from normal weather patterns, regular production and marketing cycles, model changeovers, seasonal discounts, and holidays. Seasonally adjusted data more clearly reveal underlying cyclical trends.

Unadjusted data are of primary interest to users who need information which can be related to the actual dollar values of transactions. Individuals requiring this information include marketing specialists, purchasing agents, budget and cost analysts, contract specialists, and commodity traders. It is the unadjusted data that are generally cited in escalating long-term contracts such as purchase agreements or real estate leases. (See *Escalation and Producer Price Indexes: A Guide for Contracting Parties*, BLS Report 570, available on request from BLS.)

Seasonal factors used in computing seasonally adjusted indexes are derived by the X-11 Seasonal Adjustment Method. Annual updates replace the most recent 5 years of seasonal data, e.g., data from January 1981 through December 1985 were replaced at the beginning of 1986. Indexes for most broad commodity groupings

and 8-digit individual commodities in table 6, as well as industry and Census product indexes in tables 4 and 5, do not undergo the seasonal adjustment process and, therefore, are published only as unadjusted data.

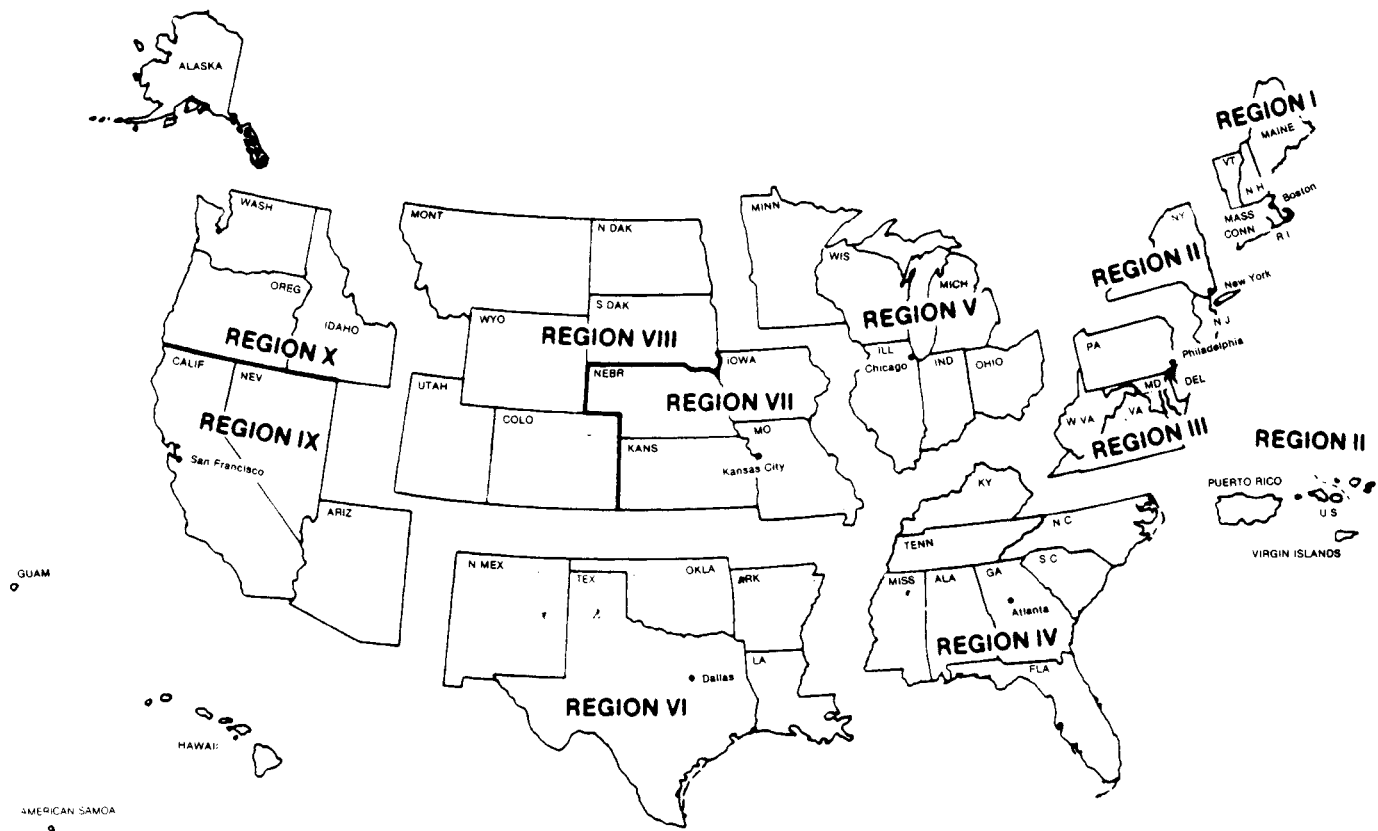
Some indexes are adjusted directly, independently of the seasonal movements of other more detailed series comprising the category in question. This is the case for all indexes in table 6 which are adjusted, as well as for certain basic stage-of-processing categories in table 1. Seasonal movements for most stage-of-processing indexes are derived indirectly by the aggregative method, which combines seasonal movements from the basic stage-of-processing categories and from a wide variety of food subproduct class (6-digit level) series.

Direct seasonal adjustment produces a more complete elimination of seasonal movements than the aggregative method does. However, the direct seasonal adjustment process does not yield figures that possess additive consistency. Thus, a seasonally adjusted index for a broad category that is directly adjusted may not be logically consistent with all seasonally adjusted indexes for its components. Seasonally adjusted data can also become problematic when previously stable and predictable timing patterns of pricing behavior abruptly change. If the new timing pattern persists, the seasonal adjustment method will eventually reflect it adequately; if these patterns keep shifting, however, seasonally adjusted data will be chronically troublesome. This problem occurs relatively infrequently for farm and food-related products but has more often affected manufactured products such as automobiles and steel.

For more information, see "Appendix A: Seasonal Adjustment Methodology at BLS" in the *BLS Handbook of Methods*, (1982), Bulletin 2134-1.

Bureau of Labor Statistics

Regional Offices



Region I

Kennedy Federal Building
Suite 1603
Boston, MA 02203
Phone: (617) 565-2327

Region IV

1371 Peachtree Street, N.W.
Atlanta, GA 30367
Phone: (404) 347-4418

Regions VII and VIII

911 Walnut Street
Kansas City, MO 64106
Phone: (816) 374-2481

Region II

Room 808
201 Varick Street
New York, NY 10014
Phone: (212) 337-2400

Region V

9th Floor
Federal Office Building
230 S. Dearborn Street
Chicago, IL 60604
Phone: (312) 353-1880

Regions IX and X

71 Stevenson Street
P.O. Box 3766
San Francisco, CA 94119
Phone: (415) 995-5602

Region III

3535 Market Street
P.O. Box 13309
Philadelphia, PA 19101
Phone: (215) 596-1154

Region VI

Federal Building
525 Griffin Street, Room 221
Dallas, TX 75202
Phone: (214) 767-6971