


Producer Prices and Price Indexes Data for August 1982



U.S. Department of Labor
Bureau of Labor Statistics





U.S. DEPARTMENT OF LABOR
Raymond J. Donovan, Secretary

BUREAU OF LABOR STATISTICS
Janet L. Norwood, Commissioner

OFFICE OF PRICES AND LIVING CONDITIONS
Kenneth V. Dalton, Associate Commissioner

Producer Prices and Price Indexes is a monthly report on producer price movements including text, tables, and technical notes. An annual supplement contains monthly data for the calendar year, annual averages, and information on weights and changes in the sample. A subscription may be ordered from the Superintendent of Documents, U.S. Government Printing Office, Washington, D.C. 20402.

Subscription price:

\$34 a year domestic (includes
supplement)
\$8.50 additional foreign

Single copy \$5.00
Supplement \$6.00

The Secretary of Labor has determined that the publication of this periodical is necessary in the transaction of the public business required by law of this Department. Use of funds for printing this periodical has been approved by the Director of the Office of Management and Budget through July 31, 1987. Second-class postage paid at Laurel, Md. Material in this publication is in the public domain and may be reproduced without permission of the Federal Government. Please credit the Bureau of Labor Statistics.

Library of Congress
Catalog Number L53-140
(ISSN 0161-7311)

September 1982

Producer Prices and Price Indexes Data for August 1982

Contents

	<i>Page</i>		<i>Page</i>
Price movements, August 1982	1	6. Producer prices and price indexes for commodity groupings and individual items	49
Availability of computer tape for Producer Price Index Revision data	4	7. Producer prices and price indexes for refined petroleum products by region	96
Detailed product price indexes in tables 4 and 6.	48	8. Producer price indexes for special commodity groupings	98
Phase-out of the Industry Sector Price Indexes	99	9. Producer price indexes for the output of selected SIC industries	100
Tables:		10. Producer price indexes for the output of selected census product classes	103
1. Producer price indexes and percent changes by stage of processing	5	11. Producer price indexes and percent changes for total railroad freight and selected STCC groups	111
2. Producer price indexes and percent changes for selected commodity groupings by stage of processing	6	12. Producer price indexes and percent changes for selected telephone services	111
3. Producer price indexes for selected stage-of-processing groupings, seasonally adjusted	10	13. Producer price indexes and percent changes for postal services	112
4. Producer price indexes for the net output of selected industries and their products	11	Technical notes	127
5. Producer price indexes by durability of product	47		

Price Movements August 1982

The Producer Price Index for Finished Goods moved up 0.6 percent from July to August on a seasonally adjusted basis. The increase was the same as in July and was smaller than the 1.0 percent advance in June. The index for prices of intermediate goods edged down 0.1 percent, following three consecutive small monthly rises. Crude material prices dropped 0.6 percent, the third consecutive monthly decrease. (See table A.)

Among finished goods, the finished energy index rose far less than in either June or July. On the other hand, consumer food prices inched up after a sharp decline in July. Price indexes for both capital equipment and for consumer goods other than foods and energy increased somewhat more than in the preceding month.

Before seasonal adjustment, the Producer Price Index for Finished Goods rose 0.2 percent to 282.4 (1967=100). From August 1981 to August 1982, the Finished Goods Price Index was up 4.0 percent. Over the year, prices for finished consumer foods increased 1.4 percent, finished energy prices edged up 0.3 percent, finished consumer goods other than foods and energy rose 5.6 percent, and capital equipment prices were up 5.9 percent. The Producer Price Index for intermediate goods was 0.3 percent higher than a year earlier,

and crude material prices were 3.8 percent below their August 1981 level.

Finished goods

Finished consumer goods. The Producer Price Index for finished consumer goods rose 0.6 percent, the same as in July. The price index for finished consumer foods edged up 0.1 percent, following a sharp decline in the previous month. Prices turned up after declining in July for fish, fresh fruits, pork, and processed poultry. Price decreases were much smaller than a month earlier for beef and veal, fresh and dried vegetables, and flour base mixes. Milled rice prices rose far more than in any other recent month, and prices for refined sugar rose nearly 3 percent. On the other hand, egg prices turned down after rising a month earlier, and prices fell more in August than in July for roasted coffee and for shortening and cooking oils.

The index for finished energy goods rose 1.2 percent. After rising sharply in each of the previous 2 months, price increases slowed markedly for both gasoline and natural gas, and prices for home heating oil edged down.

Table A. Percent changes from preceding month in selected stage-of-processing price indexes, seasonally adjusted¹

Month	Finished goods			Intermediate goods			Crude goods		
	Total	Consumer foods	Other	Total	Foods and feeds ²	Other	Total	Foodstuffs and feedstuffs	Other
1981:									
August	0.3	0.1	0.3	0.5	0.2	0.6	-0.9	-1.1	-0.7
September2	-.5	.4	0	-3.5	.2	-1.8	-3.8	.5
October6	-.2	.8	0	-1.7	.1	-1.7	-2.3	-1.1
November5	-.7	.8	.3	-2.0	.4	-1.4	-2.2	-.6
December3	-.1	.4	.2	-.2	.2	-1.4	-2.8	.1
1982:									
January5	1.1	.4	.3	2.0	.2	1.8	4.4	-.9
February	-.2	.5	-.4	-.3	.5	-.3	-.6	.7	-2.0
March	-.1	-.1	-.1	-.3	-.6	-.3	-.8	.2	-2.0
April1	1.7	-.4	-.6	2.5	-.8	1.7	3.5	-.3
May	-.1	.6	-.3	.2	1.6	.1	2.2	2.7	1.8
June	1.0	.5	1.2	.3	-.1	.3	-.1	-.6	.6
July6	-1.5	1.2	.4	-1.2	.5	-1.0	-2.7	1.0
August6	.1	.7	-.1	-.9	-.1	-.6	-1.0	-.1

¹ Data for April 1982 have been revised to reflect the availability of late reports and corrections by respondents. For this reason, some of the figures shown above and elsewhere in this report may differ from

those previously reported.

² Intermediate materials for food manufacturing and feeds.

Table B. Percent changes in finished goods price indexes, selected periods¹

Month	Changes from preceding month, seasonally adjusted						Changes in finished goods from 12 months ago (unadjusted)
	Finished goods	Capital equipment	Finished consumer goods	Finished consumer goods excluding foods			
				Total	Durables	Nondurables	
1981:							
August	0.3	0.7	0.1	0.2	0.5	0.1	8.0
September2	.1	.2	.5	0	.7	8.0
October6	1.0	.5	.8	1.4	.4	7.4
November5	.7	.4	.9	.9	.8	7.2
December3	.6	.2	.3	.1	.4	7.1
1982:							
January5	.5	.6	.4	-.1	.6	6.5
February	-.2	-.4	-.1	-.3	-.6	-.2	5.5
March	-.1	.5	-.3	-.4	.5	-.8	4.2
April1	.3	0	-.7	-.3	-.9	3.3
May	-.1	.4	-.3	-.6	.3	-1.0	3.0
June	1.0	.8	1.1	1.4	1.2	1.5	3.5
July6	.5	.6	1.5	.3	2.1	3.6
August6	.7	.6	.8	.7	.8	4.0

¹ Data for April 1982 have been revised to reflect the availability of late reports and corrections by respondents. For this reason, some of

the figures shown above and elsewhere in this report may differ from those previously reported.

The index for finished consumer goods other than foods and energy rose 0.6 percent, twice as much as in July. The index for passenger cars jumped 2.4 percent after seasonal adjustment, following a 0.3 percent increase a month earlier. Prices turned up after falling in July for leather footwear, tires, sporting and athletic goods, household glassware, sanitary papers, and alcoholic beverages. Prices for both over-the-counter and prescription drugs rose faster than a month earlier, and prices continued to advance for cosmetics. On the other hand, jewelry prices turned down after rising in July, and prices for periodicals increased much less than a month earlier.

Capital equipment. The Producer Price Index for capital equipment rose 0.7 percent, after increasing 0.5 percent in July. The somewhat faster advance in August was due in part to sharply higher prices for motor vehicles and a steep upturn in prices for railroad equipment, which had declined a month earlier. On the other hand, prices turned down for printing trades machinery after advancing in July, and prices for construction machinery, generators, plastics industry machinery, and rubber working machinery showed little or no change following large increases in July.

Intermediate materials

The Producer Price Index for Intermediate Materials, Supplies, and Components edged down 0.1 percent seasonally adjusted in August, following a 0.4 percent rise in the preceding month. This reversal was caused by a sharp slowdown in the rate of increase for intermediate energy goods; this index moved up 0.3 percent, far less than in either June (1.8 percent) or July (3.1 percent). Residual fuel prices turned down substantially in the wake of recent sharp jumps, and the diesel fuel and

electric power indexes showed little or no change following large advances in July. Likewise, price increases slowed considerably for gasoline and kerosene. In contrast, the rate of advance for liquefied petroleum gas accelerated.

The index for intermediate goods less foods and energy declined 0.1 percent for the third consecutive month. The nondurable manufacturing materials index also edged down 0.1 percent, continuing the downward pattern of recent months. Lower prices were registered for processed yarns, inedible fats and oils, phosphates, and leather. On the other hand, prices turned up after falling in most recent months for plastic resins, finished fabrics, and nitrogenates.

The index for durable manufacturing materials decreased 0.3 percent, as prices for jewelers' materials, gold, silver, and lead fell after rising in the previous month. Advances were recorded, however, for copper and tin.

The construction materials and components index declined 0.4 percent, the largest drop since April 1980. The most substantial decreases were for softwood lumber, plywood, and brass fittings. Moderate declines were recorded for several other products, while prices advanced for asphalt roofing and building paper and board.

The intermediate foods and feeds index moved down 0.9 percent, somewhat less than in the previous month. Although prices for feeds, flour, and crude vegetable oils continued to fall, prices for refined sugar rose more than in either June or July.

Crude materials

The Producer Price Index for Crude Materials for Further Processing fell 0.6 percent on a seasonally adjusted basis, after declining 0.1 percent in June and 1.0

percent in July. The index for crude foodstuffs and feedstuffs fell 1.0 percent, also the third consecutive monthly decrease. Corn prices moved down 9.0 percent, following 2 months of much smaller declines. Prices also continued to fall for cattle, live poultry, fluid milk, and wheat. Hay prices decreased more than 11 percent after rising in July, and green coffee prices fell after showing no change in any of the 3 previous months. On the other hand, hog and oilseed prices turned up following 2 months of price decreases. Prices of raw cane sugar moved up 2.7 percent, much less than the 10 percent increase in July.

The index for crude nonfood materials other than energy declined 0.6 percent, after climbing 1.0 percent

in July. Prices turned down after rising in July for cotton, copper base scrap, and crude natural rubber. Price decreases for logs and timber and for cattle hides were smaller than in the previous month. Leaf tobacco prices turned up sharply, following a decrease in July. Iron and steel scrap prices advanced for the first time since January. Prices for crushed stone, aluminum base scrap, wastepaper, and potash also rose.

The crude energy materials index edged up 0.2 percent, after rising 1.0 percent in July. Prices for natural gas increased 0.5 percent, much less than in any other recent month. Coal prices inched up 0.1 percent, and crude petroleum prices remained unchanged for the fourth consecutive month.

Availability of Computer Tape for Producer Price Index Revision Data

A subfile computer tape for Producer Price Index Revision (PPIR) indexes is now available to the public for the first time. Previously, only Producer Price Indexes (PPI) and Industry Sector Price Indexes (ISPI) were available on tape. These tapes will continue to be produced separately; however, users are encouraged to acquaint themselves with the PPIR subfile.

The subfile contains every PPIR index which has been published for at least 1 month. Each series will contain all published historical and current PPIR index values and, for those recently introduced PPIR indexes with a corresponding PPI commodity or ISPI historical index, a set of historical PPI/ISPI index values rebased to the PPIR index base date. This creates a continuous data base and will enable users to convert to the PPIR

subfile from the PPI subfile.

As new PPIR series are introduced each January and July, they will be added to the subfile. The following May and November, when the originally published January and July PPI/ISPI index values are revised and become final, all historical data from corresponding PPI/ISPI indexes will be rebased and attached to the appropriate PPIR series.

The PPIR subfile may be bought the same way as the PPI subfile. The purchase price is \$85. For questions about buying the tape, please contact Brenda Kyle at (202) 523-1075. Questions concerning the contents of the subfile should be referred to Marybeth Tschetter or Peter Kuhmerker at (202) 272-5120.

Table 1. Producer price indexes and percent changes by stage of processing

(1967 = 100)

Grouping	Relative importance Dec. 1981 ¹	Unadjusted index			Unadjusted percent change to Aug. 1982 from :		Seasonally adjusted percent change from:		
		Apr. 1982 ²	July 1982 ²	Aug. 1982 ²	Aug. 1981	July 1982	May to June	June to July	July to Aug.
Finished goods	100.000	277.3	281.7	282.4	4.0	0.2	1.0	0.6	0.6
Finished consumer goods	79.168	277.3	282.0	282.7	3.6	.2	1.1	.6	.6
Finished consumer foods	21.895	260.0	260.7	259.8	1.4	-.3	.5	-1.5	.1
Crude	1.960	266.6	240.6	238.6	-7.1	-.8	-1.2	-6.4	0
Processed	19.934	257.3	260.4	259.6	2.1	-.3	.6	-1.1	.2
Finished consumer goods, excluding foods	57.273	282.3	288.7	290.1	4.5	.5	1.4	1.5	.8
Nondurable goods less foods	38.116	325.7	334.7	336.7	4.5	.6	1.5	2.1	.8
Durable goods	19.157	224.1	227.0	227.7	4.3	.3	1.2	.3	.7
Capital equipment	20.832	277.2	280.9	281.4	5.9	.2	.8	.5	.7
Manufacturing industries	6.601	294.5	297.4	297.5	5.0	0	.6	.4	.5
Nonmanufacturing industries	14.231	267.5	271.5	272.2	6.3	.3	.9	.4	.8
Intermediate materials, supplies and components	100.000	309.9	311.4	311.0	.3	-.1	.3	.4	-.1
Materials and components for manufacturing	51.588	290.6	289.6	289.1	-.2	-.2	-.2	0	-.3
Materials for food manufacturing	3.830	254.4	260.0	258.3	-1.0	-.7	.5	-1.2	-.3
Materials for nondurable manufacturing	15.994	287.6	283.6	282.9	-2.8	-.2	-.4	-.6	-.1
Materials for durable manufacturing	15.042	311.0	308.2	307.2	-2.8	-.3	-.6	.2	-.3
Components for manufacturing ³	16.722	272.6	274.2	274.6	4.9	.1	0	.1	.1
Materials and components for construction	14.814	294.0	294.0	293.3	.9	-.2	.5	-.1	-.4
Processed fuels and lubricants	16.206	579.9	601.6	603.8	-.7	.4	2.4	3.4	.2
Manufacturing industries	6.693	487.5	508.4	511.0	.5	.5	3.0	3.0	.4
Nonmanufacturing industries	9.513	661.1	683.4	685.2	-1.5	.3	2.0	3.7	.1
Containers	4.202	287.0	286.4	285.6	1.9	-.3	.3	.1	0
Supplies	13.190	272.1	273.5	272.9	2.6	-.2	.2	-.3	.4
Manufacturing industries ³	4.223	265.3	267.3	267.1	4.3	-.1	0	0	-.1
Nonmanufacturing industries	8.967	276.0	277.0	276.2	1.7	-.3	.1	-.5	.5
Feeds	1.492	213.1	211.1	203.7	11.1	-3.5	-2.2	-1.4	-2.4
Other supplies ³	7.475	288.9	290.7	291.3	4.3	.2	.1	.1	.2
Crude materials for further processing	100.000	322.6	323.4	320.5	-3.8	-.9	-.1	-1.0	-.6
Foodstuffs and feedstuffs	50.660	254.4	255.5	250.7	-4.2	-1.9	-.6	-2.7	-1.0
Nonfood materials	49.340	469.9	470.0	471.1	-2.9	.2	.6	1.0	-.1
Nonfood materials except fuel ⁴	35.453	378.8	369.1	369.6	10.7	.1	-.1	.6	-.4
Manufacturing ⁴	32.378	389.0	378.4	378.9	11.8	.1	-.2	.7	-.4
Construction	3.075	273.3	270.4	270.7	2.9	.1	.1	-.9	.3
Crude fuel ^{5 6}	13.887	851.2	903.1	906.9	18.3	.4	2.2	2.0	.4
Manufacturing industries ⁵	7.468	989.1	1056.0	1060.9	20.1	.5	2.5	2.2	.5
Nonmanufacturing industries ⁵	6.419	755.8	796.0	798.9	16.2	.4	1.9	1.8	.4
Special groupings									
Finished goods, excluding foods	⁶ 78.105	281.1	286.7	287.9	4.8	.4	1.2	1.2	.7
Intermediate materials less foods and feeds	⁷ 94.678	315.1	316.4	316.3	.6	0	.3	.5	-.1
Intermediate foods and feeds	⁷ 5.322	240.9	244.1	240.6	-3.8	-1.4	-.1	-1.2	-.9
Crude materials less agricultural products ^{4 8}	⁹ 46.127	531.6	531.8	532.2	-3.1	.1	.8	1.0	-.3
Finished energy goods	⁶ 12.715	775.3	835.0	844.5	.3	1.1	4.1	5.7	1.2
Finished goods less energy	⁶ 87.285	249.8	251.8	252.0	4.5	.1	.7	-.2	.5
Finished consumer goods less energy	⁶ 66.453	243.0	244.5	244.7	4.1	.1	.6	-.3	.5
Finished goods less foods and energy	⁶ 65.390	246.4	248.8	249.5	5.7	.3	.7	.4	.6
Finished consumer goods less foods and energy	⁶ 44.558	230.6	232.5	233.2	5.6	.3	.7	.3	.6
Consumer nondurable goods less foods and energy	⁶ 25.401	222.3	223.3	224.0	6.5	.3	.3	.3	.6
Intermediate energy goods	⁷ 17.050	560.2	580.2	582.2	-.6	.3	1.8	3.1	.3
Intermediate materials less energy	⁷ 82.950	291.0	290.6	290.0	.5	-.2	0	-.1	-.2
Intermediate materials less foods and energy	⁷ 77.628	290.7	289.8	289.5	.9	-.1	-.1	-.1	-.1
Crude energy materials ^{3 4}	⁹ 33.596	778.5	800.3	801.9	2.0	.2	1.0	1.0	.2
Crude materials less energy	⁹ 66.404	247.3	245.0	241.5	-6.4	-1.4	-.6	-1.9	-.9
Crude nonfood materials less energy ⁵	⁹ 15.744	246.8	232.6	233.4	13.2	.3	-.3	1.0	-.6

¹ Comprehensive relative importance figures are computed once each year in December.

² Data for April 1982 have been revised to reflect the availability of late reports and corrections by respondents. All data are subject to revision 4 months after original publication.

³ Not seasonally adjusted.

⁴ Includes crude petroleum.

⁵ Excludes crude petroleum.

⁶ Percent of total finished goods.

⁷ Percent of total intermediate materials.

⁸ Formerly titled "Crude materials for further processing, excluding crude foodstuffs and feedstuffs, plant and animal fibers, oilseeds, and leaf tobacco."

⁹ Percent of total crude materials.

Table 2. Producer price indexes and percent changes for selected commodity groupings by stage of processing

(1967 = 100 unless otherwise indicated)

Grouping	Commodity code	Relative importance Dec. 1981 ¹	Unadjusted index		Unadjusted percent change to Aug. 1982 from:		Seasonally adjusted percent change from:		
			July 1982 ²	Aug. 1982 ²	Aug. 1981	July 1982	May to June	June to July	July to Aug.
Finished goods		100.000	281.7	282.4	4.0	0.2	1.0	0.6	0.6
Finished consumer goods		79.168	282.0	282.7	3.6	.2	1.1	.6	.6
Finished consumer foods		21.895	260.7	259.8	1.4	-.3	.5	-1.5	.1
Fresh fruits	01-11	.511	215.4	247.6	11.4	14.9	-4.9	-8.2	8.7
Fresh and dried vegetables	01-13	.745	237.3	208.9	-21.8	-12.0	5.0	-13.7	-4.2
Eggs	01-7	.392	171.7	171.7	-5.0	0	-5.7	2.7	-3.2
Bakery products	02-11	2.213	276.0	276.2	2.2	.1	.4	.3	.1
Flour base mixes and doughs	02-12-02	.164	243.8	243.8	.6	0	.4	-1.8	-.4
Milled rice	02-13	.046	177.6	183.0	-35.6	3.0	2.3	.3	7.9
Other cereals	02-14	.454	284.6	284.6	-1.2	0	0	-1.1	.7
Beef and veal	02-21-01	2.444	253.7	244.7	-3.0	-3.5	2.3	-5.2	-1.8
Pork	02-21-04	1.338	264.3	265.7	13.2	.5	-5	-9	1.7
Processed poultry	02-22	.588	188.1	182.1	-10.1	-3.2	-7	-5.4	1.9
Fish	02-23	.925	413.2	420.6	14.7	1.8	.7	-2.8	4.6
Dairy products	02-3	2.957	248.8	249.0	1.5	.1	.4	0	-.4
Processed fruits and vegetables	02-4	1.594	275.9	274.9	2.8	-.4	.7	0	-.4
Confectionery end products (Dec. 1977 = 100) ³	02-55	.811	118.6	126.1	5.6	6.3	0	-.7	6.3
Soft drinks ³	02-62	1.603	319.4	320.6	4.1	.4	-5	.3	.4
Roasted coffee	02-63-01	.742	336.1	334.9	4.1	-.4	-3.9	-.1	-1.1
Shortening and cooking oils	02-74	.370	238.9	235.9	-.7	-1.3	.7	-1.0	-1.8
Miscellaneous processed foods ³	02-8	2.273	248.0	245.9	-2.5	-.8	.2	-.2	-.8
Finished consumer goods excluding foods		57.273	288.7	290.1	4.5	.5	1.4	1.5	.8
Alcoholic beverages ³	02-61	1.673	197.8	198.6	3.6	.4	.3	-.1	.4
Apparel	03-81	5.305	193.1	193.5	3.0	.2	-.2	-.2	.1
Textile housefurnishings ³	03-82	.758	243.0	240.7	5.2	-.9	-.8	-.6	-.9
Footwear	04-3	.998	241.7	247.3	2.0	2.3	.8	-.9	2.2
Luggage and small leather goods	04-41	.308	203.7	203.2	3.1	-.2	-1.7	1.6	0
Natural gas ³	05-31	2.573	1367.7	1374.8	22.6	.5	2.9	2.4	.5
Gasoline	05-71	7.017	686.2	694.9	-4.2	1.3	4.1	7.9	1.3
Fuel oil No. 2 (Feb. 1973 = 100)	05-73-02-01	1.894	841.1	837.7	-4.6	-.4	7.0	5.4	-.1
Finished lubricants ³	05-76	.190	350.9	351.2	1.4	.1	.1	-.4	.1
Pharmaceutical preparations, ethical (Prescription)	06-35	.684	190.2	191.2	10.4	.5	-.3	.4	1.2
Pharmaceutical preparations, proprietary (Over-the-counter)	06-36	.320	251.5	253.6	9.3	.8	.2	.7	1.4
Soaps and synthetic detergents ³	06-71	.705	252.4	253.0	5.0	.2	0	0	.2
Cosmetics and other toilet preparations	06-75	.971	227.4	229.6	8.7	1.0	-3.9	1.3	1.3
Tires, tubes, tread, etc.	07-12	.700	255.6	257.9	3.2	.9	.3	-.6	1.2
Rubber footwear	07-13-01	.183	226.1	226.7	2.8	.3	.3	-.3	-.5
Disposable plastic dinnerware and tableware (June 1978 = 100) ³	07-27	.175	135.8	135.8	-.7	0	0	0	0
Consumer and commercial plastics, not elsewhere classified (June 1978 = 100) ³	07-28	.379	131.0	131.2	1.9	.2	0	.1	.2
Sanitary papers and health products ³	09-15-01	.737	351.2	354.6	1.9	1.0	.8	-.2	1.0
Newspapers (Dec. 1980 = 100) ³	09-31	5.700	120.4	120.7	9.7	.2	.2	.2	.2
Periodicals (Dec. 1980 = 100) ³	09-32	1.900	119.7	119.9	11.5	.2	.9	1.4	.2
Books (Dec. 1980 = 100) ³	09-33	1.078	113.5	114.0	7.0	.4	.1	-.3	.4
Electric lamps and bulbs	11-77	.209	285.2	285.2	4.3	0	-1.1	-1.9	-.2
Household furniture	12-1	1.616	230.9	231.4	4.8	.2	-.1	-.2	.3
Floor coverings	12-3	.403	180.1	179.4	-1.4	-.4	.4	-.6	.1
Household appliances ³	12-4	1.279	199.3	200.1	5.8	.4	.4	.4	.4
Home electronic equipment ³	12-5	.582	88.2	88.0	.5	-.2	.1	0	-.2
Dinnerware	12-61	.154	283.1	283.1	2.8	0	.8	0	.6
Household glassware	12-62	.114	403.2	428.5	8.2	6.3	-.4	-.3	6.5
Household flatware ³	12-64	.156	368.3	364.0	-14.7	-1.2	2.1	-1.4	-1.2
Lawnmowers	12-66	.177	230.6	234.6	8.5	1.7	1.1	.2	-.8
Cutlery	12-67	.118	242.3	242.3	7.1	0	.8	.9	.9
Passenger cars	14-11-01	6.995	215.0	216.2	5.3	.6	1.9	.3	2.4
Light motor trucks ³	14-11-02-71	1.072	266.1	266.1	7.8	0	3.0	-.7	0
Boats (Dec. 1981 = 100) ³	14-3	.215	102.6	103.2	(*)	.6	.7	-.1	.6
Toys, games, and children's vehicles	15-11	.516	224.5	224.5	4.3	0	.4	.4	.5
Sporting and athletic goods	15-12	.436	206.3	209.3	6.1	1.5	.3	-1.1	1.8
Small arms and ammunition	15-13	.149	269.0	269.0	6.8	0	1.1	.2	.3
Tobacco products	15-2	1.530	311.3	311.3	15.8	0	.7	.2.0	.1

See footnotes at end of table.

Table 2. Producer price indexes and percent changes for selected commodity groupings by stage of processing—Continued

(1967=100 unless otherwise indicated)

Grouping	Commodity code	Relative importance Dec. 1981 ¹	Unadjusted index		Unadjusted percent change to Aug. 1982 from:		Seasonally adjusted percent change from:		
			July 1982 ²	Aug. 1982 ²	Aug. 1981	July 1982	May to June	June to July	July to Aug.
Finished consumer goods excluding foods—Continued									
Mobile homes (Dec. 1974=100) ³	15-5	0.850	162.5	162.5	2.7	0	0.2	0	0
Jewelry, platinum & karat gold (Dec. 1978=100) ³	15-94-02	.830	166.3	163.5	-5.1	-1.7	-2.1	6.1	-1.7
Other precious metal jewelry (Dec. 1978=100) ³	15-94-03	.212	164.6	161.4	-9	-1.9	-2.3	0	-1.9
Costume jewelry (Dec. 1978=100) ³	15-94-04	.342	126.8	126.1	8.4	-6	1.2	.5	-6
Capital equipment		20.832	280.9	281.4	5.9	.2	.8	.5	.7
Agricultural machinery and equipment	11-1	1.230	310.2	311.4	7.3	.4	1.0	.7	.5
Construction machinery and equipment ³	11-2	1.429	346.1	346.4	6.6	.1	.1	.7	.1
Industrial process furnaces and ovens ³	11-34	.137	353.9	354.9	5.4	.3	.3	.1	.3
Metal cutting machine tools	11-37	.360	370.1	370.8	7.2	.2	.4	.1	.6
Metal forming machine tools	11-38	.206	411.0	411.1	7.3	0	.3	2.3	.5
Pumps, compressors, and equipment	11-41	.432	347.4	347.5	5.1	0	.2	.2	.2
Industrial material handling equipment	11-44	.736	286.7	285.8	1.8	-3	.1	-2	-2
Fans and blowers except portable	11-47	.123	334.0	334.3	2.8	.1	-2	-6	.4
Food products machinery	11-61	.381	312.9	312.9	3.7	0	.7	-4	.6
Textile machinery	11-62	.300	255.4	253.8	2.8	-6	.3	-1	-3
Woodworking machinery ³	11-63	.133	287.1	287.6	5.7	.2	-1	-7	.2
Printing trades machinery ³	11-65	.198	302.1	298.7	5.8	-1.1	0	2.1	-1.1
Rubber working machinery (Dec. 1981=100) ³	11-66-01	.138	103.3	103.3	(*)	0	.2	.8	0
Plastics machinery (Dec. 1981=100) ³	11-66-03	.200	103.1	103.1	(*)	0	.2	1.2	0
Chemical industry machinery ³	11-66-04	.115	427.0	426.2	7.4	-2	.8	.4	-2
Integrating and measuring instruments	11-72	.199	213.1	213.1	6.0	0	.5	-3	.1
Generators and generator sets	11-73-02	.479	343.7	344.3	6.6	.2	-1	1.0	0
Transformers and power regulators ³	11-74	.494	223.2	224.5	6.0	.6	.1	0	.6
Oil field and gas field machinery ²	11-91	.184	442.0	442.2	7.3	0	.5	0	0
Mining machinery and equipment	11-92	.139	360.9	359.8	5.9	-3	1.0	.4	-6
Office and store machines and equipment ³	11-93	1.209	151.9	152.3	2.3	.3	.4	.2	.3
Commercial furniture ³	12-2	.779	277.8	278.0	7.3	.1	.3	.6	.1
Passenger cars	14-11-01	2.266	215.0	216.2	5.3	.6	1.9	.3	2.4
Light motor trucks ³	14-11-02-71	1.433	266.1	266.1	7.8	0	3.0	-7	0
Heavy motor trucks ³	14-11-02-81	1.094	-	301.6	6.5	(*)	.4	(*)	(*)
Truck trailers (June 1980=100) ³	14-14	.260	109.0	108.9	2.9	-1	.1	.2	-1
Fixed wing, utility aircraft (Dec. 1968=100)	14-21-11	.914	296.6	296.6	7.2	0	.9	.8	.4
Railroad equipment	14-4	.429	349.3	354.7	4.7	1.5	.1	-8	2.0
Photographic equipment	15-41	.456	130.3	130.3	2.0	0	-1.1	.2	.8
Intermediate materials, supplies, and components		100.000	311.4	311.0	.3	-1	.3	.4	-1
Intermediate foods and feeds		5.322	244.1	240.6	-3.8	-1.4	-1	-1.2	-9
Flour	02-12-01	.240	183.0	178.1	-6.0	-2.7	.1	-1.5	-3.4
Refined sugar (Dec. 1977=100) ³	02-53	.617	165.2	169.9	5.8	2.8	1.0	2.2	2.8
Confectionery materials (Dec. 1977=100) ³	02-54	.234	153.5	153.1	-12.2	-3	-1.2	-1	-3
Animal fats and oils	02-71	.059	316.3	319.3	1.5	.9	2.8	-4.8	-9
Crude vegetable oils	02-72	.161	168.0	156.3	-15.9	-7.0	-2.3	-7.5	-3.6
Prepared animal feeds	02-9	1.490	214.6	207.9	-9.2	-3.1	-5.3	-1	-6
Intermediate materials less foods and feeds		94.678	316.4	316.3	.6	0	.3	.5	-1
Synthetic fibers (Dec. 1975=100)	03-1	.747	162.4	163.1	1.2	.4	-1	-7	.4
Processed yarns and threads (Dec. 1975=100)	03-2	.955	139.2	135.9	-4.3	-2.4	-9	.4	-2.2
Gray fabrics (Dec. 1975=100)	03-3	1.138	144.8	144.5	-3.0	-2	.5	-1.5	0
Finished fabrics (Dec. 1975=100)	03-4	1.682	123.8	124.4	-1.9	.5	-1.0	-1	.5
Leather	04-2	.248	307.4	304.7	-2.9	-9	1.5	1.2	-1.8
Coke oven products ³	05-2	.147	463.9	460.0	-2.1	-8	-1.2	.3	-8
Liquefied petroleum gas ³	05-32	.743	563.0	600.9	-13.1	6.7	1.5	3.0	6.7
Electric power	05-4	5.226	416.9	415.3	7.6	-4	-4	2.0	-2
Gasoline	05-71	3.376	686.2	694.9	-4.2	1.3	4.1	7.9	1.3
Kerosene (Feb. 1973=100)	05-72-02-01	.219	810.8	811.0	-2.8	0	4.3	4.9	.9
Commercial jet fuel (Feb. 1973=100) ³	05-72-03-01	1.449	818.1	816.7	-7.7	-2	-1.2	.1	-2
Diesel fuel (Feb. 1973=100) ³	05-73-03-01	1.625	794.8	795.1	-6.6	0	2.8	4.6	0
Residual fuel	05-74	2.421	1246.9	1250.0	.3	.2	6.7	4.6	-2.7
Lubricating oil materials ³	05-75	.637	888.1	888.1	-1.4	0	0	0	0
Industrial chemicals ³	06-1	4.313	349.7	349.7	-5.9	0	-1.5	-9	0
Prepared paint ³	06-21	.673	265.1	265.1	5.7	0	0	0	0
Paint materials	06-22	.702	304.3	302.3	-2.0	-7	-4	-2	-5
Medicinal and botanical chemicals ³	06-31	.219	226.3	226.3	-4	0	0	0	0
Fats and oils, inedible	06-4	.195	278.2	254.2	-16.8	-8.6	5.7	-4.3	-10.4
Mixed fertilizers	06-51	.315	271.6	270.8	2.4	-3	1.3	.4	.3

See footnotes at end of table.

Table 2. Producer price indexes and percent changes for selected commodity groupings by stage of processing—Continued

(1967=100 unless otherwise indicated)

Grouping	Commodity code	Relative importance Dec. 1981 ¹	Unadjusted index		Unadjusted percent change to Aug. 1982 from:		Seasonally adjusted percent change from:		
			July 1982 ²	Aug. 1982 ²	Aug. 1981	July 1982	May to June	June to July	July to Aug.
Intermediate materials less foods and feeds—Continued									
Nitrogenates	06-52-01	0.301	207.0	207.3	-6.4	0.1	0	-1.9	1.5
Phosphates	06-52-02	.324	291.2	285.5	-4.8	-2.0	1.7	-1.6	-3.9
Other agricultural chemicals	06-53	.328	465.1	467.2	4.4	.5	.4	.1	.7
Plastic resins and materials	06-6	1.310	280.6	282.4	-5.1	.6	-9	-1.1	1.2
Miscellaneous chemical products ³	06-79	1.343	310.4	311.1	4.3	.2	.1	-2.1	.2
Synthetic rubber	07-11-02	.289	296.7	294.9	-5	-6	-9	-1.0	-4
Tires, tubes, tread, etc.	07-12	.783	255.6	257.9	3.2	.9	.3	-.6	1.2
Other miscellaneous rubber products	07-13-04	.685	295.4	295.5	16.2	0	.2	.5	-3
Plastic construction products (Dec. 1969=100)	07-21	.256	146.7	147.9	-6.2	.8	1.1	-2.2	-3
Unsupported plastic film and sheeting (Dec. 1970=100)	07-22	.496	213.4	213.2	3.1	-1	-1.5	0	-4
Laminated plastic sheets (Dec. 1970=100)	07-23	.131	188.4	188.4	-4.2	0	.2	.4	.3
Foamed plastic products (June 1978=100) ³	07-24	.188	147.9	146.4	3.6	-1.0	.1	.4	-1.0
Plastic packaging and shipping products (June 1978=100) ³	07-25	.359	138.3	138.5	5.2	.1	.4	-1	.1
Plastic parts and components for manufacturing (June 1978=100) ³	07-26	.694	136.5	136.5	3.9	0	0	0	0
Softwood lumber	08-11	1.322	331.8	323.5	-7.1	-2.5	2.6	1.4	-5.1
Hardwood lumber	08-12	.355	265.4	264.8	2.6	-2	2.0	.3	-.1
Millwork	08-2	1.182	281.8	280.2	2.9	-6	2.1	2.1	-2
Plywood	08-3	.648	232.4	229.3	-6.6	-1.3	2.2	-4.4	-2.8
Other wood products	08-4	.189	236.0	235.8	-1.7	-1	-2	0	.3
Woodpulp	09-11	.454	370.5	369.2	-6.3	-4	-1.4	-5.1	.4
Paper	09-13	1.580	287.0	286.1	1.4	-3	0	.2	0
Paperboard	09-14	.715	255.0	255.5	-2.0	.2	-9	.4	0
Paper boxes and containers	09-15-03	1.923	250.3	249.3	.2	-4	.3	-.3	-.2
Building paper and board	09-2	.240	239.2	243.8	4.1	1.9	.3	.3	3.3
Foundry and forge shop products	10-15	1.915	345.6	345.5	4.1	0	-.1	.5	.6
Blast furnace and electric furnace products	10-16	.275	314.1	316.6	-2	.8	-.5	0	.7
Steel mill products	10-17	6.716	349.1	348.7	1.1	-1	.4	-1.7	.8
Primary nonferrous metals ³	10-22	1.788	271.6	271.3	-16.4	-1	-4.8	3.0	-.1
Secondary nonferrous metals	10-24	.455	229.0	230.3	-17.8	.6	-4.8	1.5	-.9
Nonferrous mill shapes	10-25	1.665	296.2	297.1	-3.5	.3	-.4	.3	-.1
Nonferrous wire and cable ³	10-26	.749	202.0	202.2	-1.9	.1	-1.8	-1.2	-.1
Metal containers	10-3	1.069	329.9	328.8	3.2	-3	.9	.5	-2
Hardware	10-4	.897	278.9	280.3	5.7	.5	.8	.2	.7
Plumbing fixtures and brass fittings	10-5	.347	283.0	274.7	1.3	-2.9	.3	.2	-2.7
Heating equipment ³	10-6	.359	239.1	238.6	4.7	-2	.5	.2	-.2
Fabricated structural metal products	10-7	3.313	303.8	304.4	1.7	.2	.5	-.8	.4
Miscellaneous metal products	10-8	3.429	288.8	288.9	5.9	0	-.3	-.8	-.1
Tractor parts (Dec. 1973=100) ³	11-11-51	.128	227.4	232.3	9.1	2.2	2.0	1.7	2.2
Parts for farm machinery ex. tractors (Dec. 1973=100)	11-12-51	.152	247.0	247.1	5.4	0	.5	.9	.4
Cutting tools and accessories ³	11-35	.309	273.0	271.5	4.0	-5	.4	0	-.5
Abrasive products	11-36	.254	298.0	298.4	7.4	.1	.3	0	.7
Parts for metal cutting machine tools (Dec. 1972=100) ³	11-37-51	.092	376.9	378.8	15.0	.5	0	.1	.5
Parts for metal forming machine tools (Dec. 1972=100)	11-38-51	.056	340.7	341.3	11.0	.2	-.8	3.5	1.1
Fluid power equipment (Dec. 1970=100)	11-43	.299	245.1	245.8	9.8	.3	.5	.8	1.2
Mechanical power transmission equipment	11-45	.427	315.3	315.3	5.2	0	.1	.5	0
Unitary air conditioners (Dec. 1977=100) ³	11-48-02	.261	135.5	135.5	3.8	0	-1	1.2	0
Refrigerant compressors and compressor units (Dec. 1977=100) ³	11-48-04	.307	131.2	131.2	2.4	0	0	0	0
Valves and fittings	11-49-01	.613	323.3	323.3	2.9	0	0	.9	.5
Ball and roller bearings	11-49-05	.359	334.0	335.3	6.2	.4	-.6	.6	.5
Wiring devices	11-71	.665	323.6	324.5	7.6	.3	-.6	.3	0
Electric motors	11-73-01	.554	288.0	288.9	1.8	.3	.4	-1.0	.5
Switchgear, switchboard, etc., equipment ³	11-75	.712	260.7	260.2	3.3	-2	.5	-.2	-.2
Electronic components and accessories	11-78	1.577	175.8	175.9	3.2	.1	-.2	-.2	-.2
Environmental controls (June 1980=100) ³	11-81	.164	114.6	114.7	4.7	.1	-1	.2	.1
Parts for mining machinery and equipment (Dec. 1972=100)	11-92-53-01	.087	348.9	345.8	3.9	-9	1.4	-.2	-1.0
Internal combustion engines	11-94	.730	326.9	331.5	8.5	1.4	.7	-.1	1.2
Flat glass ³	13-11	.517	226.1	226.1	3.6	0	0	4.6	0
Portland cement	13-22-01-31	.564	337.6	335.6	1.2	-.6	.7	.1	.1
Concrete products	13-3	1.769	298.2	298.3	1.7	0	.4	.4	.4
Structural clay products, ex refractories ³	13-4	.230	258.8	258.8	3.1	0	.1	.2	0
Refractories	13-5	.200	340.9	341.2	11.1	.1	.2	-.6	-.5
Asphalt roofing	13-6	.345	392.3	392.5	-6.7	.1	1.5	-.7	1.1
Gypsum products ³	13-7	.161	255.8	253.9	-5	-7	-1.2	-.2	-.7
Glass containers	13-8	.649	357.4	357.3	6.5	0	.7	.9	.7
Other nonmetallic minerals	13-9	1.240	466.4	466.2	-1.9	0	.1	.3	.5
Motor vehicle parts	14-12	4.036	343.8	344.4	6.2	.2	.8	.5	-.2
Notions	15-3	.203	280.3	280.3	4.7	0	.7	-.2	.7
Photographic supplies	15-42	.564	270.5	270.5	1.6	0	2.1	1.7	2.2
Jewelers' materials and findings (Dec. 1978=100) ³	15-94-05	.190	150.5	126.5	-22.5	-15.9	-2.2	1.6	-15.9

See footnotes at end of table.

Table 2. Producer price indexes and percent changes for selected commodity groupings by stage of processing—Continued

(1967=100 unless otherwise indicated)

Grouping	Commodity code	Relative importance Dec. 1981 ¹	Unadjusted index		Unadjusted percent change to Aug. 1982 from:		Seasonally adjusted percent change from:		
			July 1982 ²	Aug. 1982 ²	Aug. 1981	July 1982	May to June	June to July	July to Aug.
Crude materials for further processing		100.000	323.4	320.5	-3.8	-0.9	-0.1	-1.0	-0.6
Crude foodstuffs and feedstuffs		50.660	255.5	250.7	-4.2	-1.9	-.6	-2.7	-1.0
Fresh and dried fruits and vegetables	01-1	1.758	238.4	237.7	-7.9	-.3	1.5	-11.2	3.3
Wheat	01-21	2.779	222.6	213.0	-11.2	-4.3	-.3	-10.8	-4.0
Corn ³	01-22-02-05	4.028	206.7	188.0	-23.5	-9.0	-1.2	-1.9	-9.0
Cattle	01-31	16.435	260.5	254.8	-1.9	-2.2	1.1	-3.9	-1.2
Hogs	01-32	4.381	272.8	284.3	18.7	4.2	-2.9	-1.0	6.5
Live poultry	01-4	2.064	212.5	189.3	-10.0	-10.9	3.2	-3.1	-6.1
Fluid milk	01-6	9.529	279.0	278.8	-2.2	-.1	.9	-.6	-1.1
Hay	01-81	.815	205.5	193.4	-27.3	-5.9	-19.3	3.2	-11.4
Oilseeds	01-83	3.022	224.0	224.1	-22.6	0	-3.0	-3.8	2.4
Green coffee ³	01-91-01	1.645	319.6	308.9	7.7	-3.3	0	0	-3.3
Cocoa beans	01-91-02	.281	288.1	300.4	-23.0	4.3	-13.0	1.8	3.4
Cane sugar, raw ³	02-52-01-01	1.569	314.5	323.0	27.2	2.7	6.5	10.0	2.7
Crude nonfood materials		49.340	470.0	471.1	-2.9	.2	.6	1.0	-.1
Raw cotton ³	01-51-01-01	1.085	226.8	212.3	-10.6	-6.4	-5.5	9.7	-6.4
Leaf tobacco	01-92-01-01	1.955	253.1	275.9	8.3	9.0	.6	-3.4	5.2
Cattle hides	04-11	.629	347.9	340.1	-4.9	-2.2	3.7	-5.5	-.6
Coal ³	05-1	4.438	538.6	539.1	6.3	.1	-.1	.8	.1
Natural gas ³	05-31	10.576	1367.7	1374.8	22.6	.5	2.9	2.4	.5
Crude petroleum ³	05-61	18.583	718.7	718.7	-9.8	0	0	0	0
Potash	06-52-03	.215	248.1	247.6	-8.8	-.2	-5.3	-3.5	.9
Crude natural rubber	07-11-01	.266	228.9	227.9	-12.0	-.4	-.8	2.9	-1.2
Logs, timber, etc.(Dec. 1981=100) ³	08-5	2.180	96.3	94.6	(*)	-1.8	-.5	-3.3	-1.8
Wastepaper	09-12	.300	115.6	116.0	-36.3	.3	-2.9	1.3	1.4
Iron ore ³	10-11	.766	282.1	282.1	4.6	0	0	0	0
Iron and steel scrap	10-12	2.500	213.9	215.4	-35.8	.7	-4.0	-1.6	2.0
Copper base scrap	10-23-01	1.112	123.1	120.1	-31.6	-2.4	-13.7	4.0	-3.7
Aluminium base scrap	10-23-02	.682	292.7	292.7	-33.1	0	-12.7	3.8	3.2
Sand, gravel, and crushed stone	13-21	2.967	279.8	283.2	7.6	1.2	.3	.3	1.4

¹ Comprehensive relative importance figures are computed once each year in December. Data shown are expressed as a percent of total finished goods, total intermediate materials, or total crude materials. Data shown will not add up to 100.000 because not all commodity components of each stage-of-processing (SOP) index are shown; relative importance figures shown account for about 89 percent of total finished goods, about 88 percent of total intermediate materials, and about 96 percent of total crude materials. For each commodity component of the Finished Goods Index which is allocated to both capital equipment and finished consumer goods excluding foods, the relative importance figure shown reflects only the share allocated to the SOP

grouping under which it is listed. For example, the relative importance figure shown for household furniture under the SOP grouping for finished consumer goods excluding foods includes the share allocated to that SOP grouping but not the share allocated to capital equipment.

² All data are subject to revision 4 months after original publication.

³ Not seasonally adjusted.

⁴ Not available.

-

Table 3. Producer price indexes for selected stage-of-processing groupings, seasonally adjusted

(1967 = 100)

Year and month	Index									
	Finished goods	Finished consumer foods	Finished consumer goods excluding foods	Capital equipment	Intermediate materials	Intermediate foods and feeds	Intermediate materials excluding foods	Crude materials	Crude foodstuffs and feedstuffs	Crude nonfood materials
1978:										
January	188.0	195.9	180.2	192.2	207.8	190.4	209.0	215.2	196.6	254.1
February	189.4	200.0	180.4	193.2	209.1	192.6	210.3	218.8	201.5	254.7
March	190.4	201.1	181.3	194.5	210.5	198.5	211.3	222.8	207.0	255.9
April	192.6	205.0	183.2	195.4	211.6	202.4	212.2	230.7	215.8	261.5
May	193.9	206.0	184.4	196.9	213.3	203.8	214.0	232.8	217.0	265.8
June	195.6	208.8	185.7	198.5	214.8	203.2	215.6	239.1	223.3	272.0
July	197.2	209.6	187.7	199.7	215.6	201.9	216.5	237.7	219.1	276.5
August	197.5	207.3	188.8	201.3	217.1	203.4	218.1	235.2	214.7	277.9
September	199.4	209.4	190.6	202.9	218.7	205.7	219.6	240.0	219.7	282.4
October	200.6	213.0	191.0	203.5	221.1	210.5	221.8	245.7	226.1	286.7
November	202.2	213.5	192.9	205.5	223.2	210.5	224.1	247.0	226.4	290.1
December	204.3	216.6	194.8	206.8	224.5	214.1	225.2	248.8	227.9	292.6
1979:										
January	206.7	220.3	197.0	208.3	226.8	217.6	227.5	255.4	236.6	294.8
February	206.9	224.2	198.4	209.9	228.9	221.8	229.3	261.8	243.3	300.2
March	210.7	226.2	200.3	211.4	231.6	222.3	232.2	267.3	248.0	307.5
April	212.6	227.6	202.6	213.2	234.9	225.5	235.6	271.2	252.3	310.5
May	213.7	225.6	205.1	214.6	237.9	224.4	238.8	272.5	250.3	319.0
June	215.0	223.1	208.2	215.9	240.4	224.9	241.5	275.3	248.4	331.7
July	217.3	223.6	211.6	217.5	244.5	231.4	245.4	277.6	251.1	333.2
August	219.4	224.7	214.9	217.7	247.7	227.0	249.2	273.2	243.8	335.3
September	223.1	227.4	219.8	219.6	251.6	229.0	253.2	280.0	248.6	346.3
October	225.5	227.4	223.6	221.5	255.7	228.3	257.7	282.5	248.4	354.5
November	228.5	231.5	228.8	223.1	258.2	229.0	260.3	286.2	250.5	361.8
December	230.4	234.3	229.2	225.1	260.6	231.1	262.7	289.1	251.4	368.9
1980:										
January	234.2	231.7	235.4	228.2	267.1	227.6	269.9	289.0	245.8	380.7
February	237.3	231.4	240.7	230.0	272.0	239.2	274.4	295.1	251.4	387.6
March	239.9	233.4	243.7	232.1	273.9	234.8	276.8	289.0	245.2	381.8
April	241.8	230.6	247.2	235.6	274.2	230.9	277.4	283.2	235.5	384.5
May	242.6	231.8	247.9	236.3	276.0	241.2	278.6	287.5	241.5	385.1
June	244.8	233.2	250.6	238.1	278.5	242.9	281.0	289.2	243.2	386.9
July	248.8	240.6	253.4	240.9	281.1	251.3	283.3	304.0	260.9	395.3
August	252.0	246.9	255.3	243.3	284.0	265.3	285.3	318.2	277.2	405.0
September	252.5	246.9	256.0	244.0	285.3	265.3	286.7	320.3	275.7	414.7
October	255.1	248.8	258.1	248.2	287.9	279.4	288.4	325.5	279.9	422.1
November	256.8	249.5	260.5	249.6	290.4	284.0	290.9	329.0	280.4	431.8
December	257.8	249.2	261.9	250.9	293.4	267.6	295.2	325.7	272.2	439.2
1981:										
January	260.8	250.7	265.5	253.8	297.1	269.9	299.1	329.1	272.8	449.0
February	262.8	250.4	268.3	256.0	298.4	261.1	301.1	332.1	265.0	475.4
March	265.7	252.3	272.1	257.9	301.5	255.3	304.9	326.4	260.9	472.8
April	268.2	252.7	275.5	260.2	304.1	257.3	307.6	333.2	264.2	480.6
May	268.8	253.3	275.6	262.0	305.7	255.6	309.5	333.7	260.9	489.6
June	270.3	254.5	277.1	264.1	306.9	255.1	310.8	336.9	265.0	490.8
July	271.3	256.6	277.4	265.6	308.1	251.0	312.3	337.6	264.9	493.2
August	272.1	258.8	277.9	267.4	309.7	251.4	314.1	334.4	261.9	489.7
September	272.6	255.5	279.3	267.8	309.8	242.5	314.8	328.4	252.0	492.2
October	274.2	255.0	281.4	270.5	309.7	238.3	315.1	322.7	246.1	486.9
November	275.5	253.2	283.8	272.5	310.6	233.6	316.3	318.1	240.8	483.9
December	276.3	253.0	284.6	274.1	311.1	233.2	316.9	313.6	234.1	484.6
1982:										
January	277.8	255.9	285.6	275.4	312.0	237.8	317.6	319.3	244.5	480.3
February	277.3	257.1	284.7	274.3	311.1	238.9	316.5	317.3	246.1	470.6
March	276.9	256.8	283.6	275.7	310.1	237.4	315.5	314.7	246.7	461.2
April	277.1	261.1	281.7	276.5	308.3	243.4	313.1	320.1	255.4	459.8
May	276.8	262.7	280.1	277.7	308.8	247.3	313.4	327.3	262.2	468.0
June	279.7	263.9	283.9	279.9	309.7	247.0	314.4	327.0	260.5	470.7
July	281.3	260.0	286.1	281.2	311.0	244.1	316.0	323.7	253.4	475.4
August	283.0	260.3	290.3	283.1	310.7	241.8	315.8	321.9	250.8	475.0

NOTE: Data for April 1982 have been revised to reflect the availability of late reports and corrections by respondents. All data are subject to revision 4 months after original publication.

Table 4. Producer price indexes for the net output of selected industries and their products

Industry and product ¹	Industry code	Product code	Index base	Index			Percent change to Aug. 1982 from —				
				Apr. 1982 ²	July 1982 ²	Aug. 1982 ²	July 1982	May 1982	Feb. 1982	Aug. 1981	
Anthracite	1111		12/79	154.6	153.8	153.8	0.0	-0.5	0.5	11.0	
Primary products			12/79	154.2	152.5	152.5	0	-1.1	-3	8.9	
Prepared anthracite shipped		1111-2	12/79	155.3	154.5	154.5	0	-5	.5	11.4	
Stove		1111-206	12/79	151.3	151.3	151.1	-1	-1	3.7	8.4	
Chestnut		1111-207	12/79	150.9	150.9	150.9	0	0	4.0	9.7	
Pea		1111-208	12/79	163.1	160.3	160.3	0	-1.7	-1.7	6.2	
Buckwheat no. 1		1111-209	12/79	149.0	149.0	149.0	0	0	0	4.4	
Buckwheat no. 2		1111-211	12/79	162.9	160.8	160.8	0	-1.3	-1.3	7.1	
Buckwheat no. 4		1111-213	12/79	147.0	143.9	143.9	0	-2.1	(?)	(?)	
Buckwheat no. 5		1111-214	12/79	112.0	112.0	112.0	0	0	(?)	(?)	
Bituminous Coal and Lignite	1211		12/81	103.4	104.5	104.8	.2	1.0	1.7	(?)	
Primary products		1211-P	12/81	102.9	103.9	104.1	.1	0	1.1	(?)	
Prepared		1211-A	12/81	102.9	104.1	104.4	.2	1.0	1.7	(?)	
Steam electric utilities		1211-2	12/81	103.4	104.7	105.0	.3	1.2	2.0	(?)	
North Appalachia		1211-211	12/81	101.1	104.0	104.8	.8	2.3	3.5	(?)	
Spot		1211-211	C01	12/81	98.7	99.6	98.9	-6	(?)	-5.1	(?)
Contract		1211-211	C07	12/81	101.4	104.6	105.7	1.0	2.0	4.8	(?)
Contract		1211-212	C07	12/81	97.8	98.8	98.0	-8	.5	(?)	(?)
Midwest		1211-213	12/81	108.4	109.3	109.4	.1	1.0	3.6	(?)	
Contract		1211-213	C07	12/81	109.6	110.6	110.7	.1	1.1	4.1	(?)
West		1211-214	12/81	104.9	105.1	105.9	.7	.8	2.0	(?)	
Contract		1211-214	C07	12/81	104.9	105.1	105.9	.7	.8	2.0	(?)
Metallurgical/coke producer		1211-3	12/81	101.3	102.4	102.7	.2	1.3	1.5	(?)	
High volatile		1211-31	12/81	101.6	101.1	100.8	-3	-6	-4	(?)	
North Appalachia		1211-311	12/81	100.5	99.7	98.8	-9	-9	-1.3	(?)	
Contract		1211-311	C07	12/81	100.6	(?)	98.9	(?)	-9	-1.2	(?)
Contract		1211-312	C07	12/81	102.4	102.0	102.0	-1	-6	.1	(?)
West		1211-314	12/81	99.4	100.0	100.1	.1	.7	-4	(?)	
Low volatile		1211-33	12/81	100.4	103.6	105.7	2.0	4.4	4.0	(?)	
Contract		1211-331	C07	12/81	98.9	99.7	103.8	4.1	5.2	2.5	(?)
Contract		1211-332	C07	12/81	101.2	(?)	107.3	(?)	4.5	5.3	(?)
All other industrial		1211-4	12/81	100.5	103.3	101.8	-1.5	0	-1	(?)	
Contract		1211-411	C07	12/81	95.2	95.9	90.0	-6.2	-7.7	-8.8	(?)
South Appalachia		1211-412	12/81	(?)	106.6	106.2	-3	(?)	(?)	(?)	
Contract		1211-412	C07	12/81	(?)	106.9	106.5	-4	(?)	(?)	
Contract		1211-413	C07	12/81	102.0	106.0	106.0	0	4.0	5.4	(?)
Export		1211-6	04/82	100.0	98.2	99.8	1.7	(?)	(?)	(?)	
South Appalachia		1211-612	04/82	100.0	97.8	99.8	2.0	(?)	(?)	(?)	
Contract		1211-612	C07	04/82	100.0	100.1	100.3	.2	(?)	(?)	
West		1211-614	04/82	100.0	102.2	99.6	-2.6	(?)	(?)	(?)	
Contract		1211-614	C07	04/82	100.0	102.2	99.6	-2.6	(?)	(?)	
Unprepared (raw)		1211-1	12/81	102.9	103.2	103.1	-1	-3.2	-8	(?)	
For preparation at other establishments		1211-101	12/81	(?)	(?)	99.8	(?)	(?)	-2.5	(?)	
For use without preparation		1211-102	12/81	107.7	108.2	(?)	(?)	(?)	(?)	(?)	
Construction sand and gravel		1442		06/82	(?)	100.0	100.4	.4	(?)	(?)	(?)
Primary products			1442-P	06/82	(?)	100.0	100.1	.1	(?)	(?)	(?)
Construction sand			1442-3	06/82	(?)	100.0	100.3	.2	(?)	(?)	(?)
Northeast region			1442-3A	06/82	(?)	100.0	100.0	0	(?)	(?)	(?)
Mid-Atlantic			1442-32	06/82	(?)	100.0	100.0	0	(?)	(?)	(?)
Concrete aggregate and concrete products			1442-321	06/82	(?)	100.0	100.0	0	(?)	(?)	(?)
North Central region	1442-3B		06/82	(?)	99.9	100.1	.2	(?)	(?)	(?)	
East North Central	1442-33		06/82	(?)	99.9	100.2	.3	(?)	(?)	(?)	
Concrete aggregate and concrete products	1442-331		06/82	(?)	99.7	99.7	0	(?)	(?)	(?)	
Asphaltic and other aggregate and bituminous paving mixture	1442-333		06/82	(?)	(?)	101.7	(?)	(?)	(?)	(?)	
Concrete aggregate and concrete products	1442-341		06/82	(?)	100.0	100.0	0	(?)	(?)	(?)	
South region	1442-3C		06/82	(?)	100.2	100.8	.6	(?)	(?)	(?)	
South Atlantic	1442-35		06/82	(?)	100.0	100.7	.7	(?)	(?)	(?)	
Concrete aggregate and concrete products	1442-351		06/82	(?)	100.0	(?)	(?)	(?)	(?)	(?)	
Concrete aggregate and concrete products	1442-361		06/82	(?)	100.0	101.4	1.4	(?)	(?)	(?)	
West South Central	1442-37		06/82	(?)	100.7	100.7	0	(?)	(?)	(?)	
Concrete aggregate and concrete products	1442-371		06/82	(?)	100.8	100.8	0	(?)	(?)	(?)	
West region	1442-3D		06/82	(?)	100.0	100.0	0	(?)	(?)	(?)	
Pacific	1442-39		06/82	(?)	100.0	100.0	0	(?)	(?)	(?)	
Concrete aggregate and concrete products	1442-391		06/82	(?)	100.0	100.0	0	(?)	(?)	(?)	
Fill, road base and other	1442-395		06/82	(?)	100.0	100.0	0	(?)	(?)	(?)	
Construction gravel	1442-5		06/82	(?)	100.0	100.0	0	(?)	(?)	(?)	
Northeast region	1442-5A		06/82	(?)	100.1	98.8	-1.3	(?)	(?)	(?)	
New England	1442-51		06/82	(?)	100.3	97.0	-3.3	(?)	(?)	(?)	
Concrete aggregate and concrete products	1442-511		06/82	(?)	100.0	97.4	-2.6	(?)	(?)	(?)	
Fill, road base and other	1442-515		06/82	(?)	100.6	96.4	-4.1	(?)	(?)	(?)	
Mid-Atlantic	1442-52		06/82	(?)	100.0	100.0	0	(?)	(?)	(?)	
North Central region	1442-5B		06/82	(?)	100.0	99.8	-.3	(?)	(?)	(?)	
East North Central	1442-53		06/82	(?)	100.0	99.7	-.3	(?)	(?)	(?)	
Concrete aggregate and concrete products	1442-531		06/82	(?)	100.0	100.0	0	(?)	(?)	(?)	
Asphaltic and other aggregate and bituminous paving mixture	1442-533		06/82	(?)	100.0	98.1	-1.9	(?)	(?)	(?)	
Fill, road base and other	1442-535		06/82	(?)	100.0	(?)	(?)	(?)	(?)	(?)	
West North Central	1442-54		06/82	(?)	100.1	100.1	0	(?)	(?)	(?)	
Concrete aggregate and concrete products	1442-541		06/82	(?)	100.1	100.1	0	(?)	(?)	(?)	
Asphaltic and other aggregate and bituminous paving mixture	1442-543		06/82	(?)	100.0	100.0	0	(?)	(?)	(?)	
South region	1442-5C		06/82	(?)	100.0	100.8	.8	(?)	(?)	(?)	
South Atlantic	1442-55		06/82	(?)	100.0	101.6	1.6	(?)	(?)	(?)	
Concrete aggregate and concrete products	1442-551		06/82	(?)	100.0	102.4	2.4	(?)	(?)	(?)	

See footnotes at end of table.

Table 4. Producer price indexes for the net output of selected industries and their products—Continued

Industry and product ¹	Industry code	Product code	Index base	Index			Percent change to Aug. 1982 from —			
				Apr. 1982 ²	July 1982 ²	Aug. 1982 ²	July 1982	May 1982	Feb. 1982	Aug. 1981
Construction sand and gravel—Continued										
Asphaltic and other aggregate and bituminous paving mixture		1442-553	06/82	(?)	(?)	100.0	(?)	(?)	(?)	(?)
Fill, road base and other		1442-555	06/82	(?)	100.0	100.0	0	(?)	(?)	(?)
East South Central		1442-56	06/82	(?)	100.0	100.0	0	(?)	(?)	(?)
Fill, road base and other		1442-565	06/82	(?)	100.0	100.0	0	(?)	(?)	(?)
West South Central		1442-57	06/82	(?)	100.0	100.6	.6	(?)	(?)	(?)
Concrete aggregate and concrete products		1442-571	06/82	(?)	(?)	101.4	(?)	(?)	(?)	(?)
Asphaltic and other aggregate and bituminous paving mixture		1442-573	06/82	(?)	(?)	97.1	(?)	(?)	(?)	(?)
West region		1442-5D	06/82	(?)	100.0	100.0	0	(?)	(?)	(?)
Pacific		1442-59	06/82	(?)	100.0	100.0	0	(?)	(?)	(?)
Concrete aggregate and concrete products		1442-591	06/82	(?)	100.0	100.0	0	(?)	(?)	(?)
Asphaltic and other aggregate and bituminous paving mixture		1442-593	06/82	(?)	100.0	100.0	0	(?)	(?)	(?)
Secondary products		1442-S	06/82	(?)	(?)	108.8	(?)	(?)	(?)	(?)
Industrial sand	1446		06/82	(?)	100.0	100.1	.1	(?)	(?)	(?)
Primary products		1446-P	06/82	(?)	100.0	100.1	.1	(?)	(?)	(?)
Glass sand		1446-1	06/82	(?)	100.0	100.0	0	(?)	(?)	(?)
Molding sand		1446-5	06/82	(?)	100.0	100.0	0	(?)	(?)	(?)
Other industrial sand, n.e.c.		1446-9	06/82	(?)	100.0	100.3	.3	(?)	(?)	(?)
Abrasive sand, including blast sand		1446-90101	06/82	(?)	100.0	100.0	0	(?)	(?)	(?)
Hydraulic fracture sand		1446-90103	06/82	(?)	100.0	100.7	.7	(?)	(?)	(?)
Other industrial sand, n.e.c.		1446-90109	06/82	(?)	100.0	100.0	0	(?)	(?)	(?)
Meat packing plants	2011		12/80	102.0	103.8	101.6	-2.1	-4.3	3.5	0.8
Primary products		2011-P	12/80	102.0	103.9	101.9	-2.0	-4.2	3.6	1.1
Miscellaneous byproducts of meatpacking plants, except sausage casings		2011-C	12/80	88.3	91.4	87.2	-4.5	-6.2	7.2	-12.7
Killing floor offal, scrap, bones etc.		2011-C55	12/80	85.1	(?)	75.2	(?)	-8.8	-2.2	-21.1
Beef, not canned or made into sausage		2011-1	12/80	102.2	101.0	97.2	-3.7	-8.7	-.1	-2.9
Whole carcass beef		2011-112	12/80	103.9	102.5	98.5	-3.9	-9.8	-.3	-2.6
USDA prime beef carcasses		2011-11201	12/80	107.3	(?)	(?)	(?)	(?)	(?)	(?)
USDA choice beef carcasses		2011-11202	12/80	105.2	103.8	99.2	-4.4	-10.6	-.5	-1.7
USDA good beef carcasses		2011-11203	12/80	103.1	97.3	96.9	-.3	-7.2	.9	-2.2
USDA utility beef carcasses		2011-11204	12/80	92.7	96.8	95.5	-1.4	-.9	9.0	(?)
Other USDA graded and ungraded beef carcasses		2011-11298	12/80	102.3	101.2	97.7	-3.5	-9.2	-.2	-3.5
Primal and fabricated beef cuts		2011-117	12/80	102.4	101.8	97.9	-3.9	-6.8	.3	-2.0
Boneless beef, including hamburger		2011-131	12/80	91.2	90.7	90.4	-.3	-.7	3.7	-3.8
Variety meats (edible organs)		2011-151	12/80	90.5	84.9	77.6	-8.6	-17.4	-11.1	-17.9
Veal, not canned or made into sausage		2011-2								
Whole carcass veal		2011-212	12/80	93.6	93.7	90.2	-3.8	-6.3	1.2	
Pork, fresh and frozen		2011-4	12/80	102.4	111.4	112.3	.8	4.3	11.9	7.4
Primal cuts including trimmings		2011-417	12/80	102.3	112.7	113.3	.6	4.5	13.4	8.0
Boston butts		2011-41701	12/80	108.3	128.5	122.9	-4.4	7.7	24.3	10.6
Pork loins		2011-41702	12/80	117.7	131.5	129.6	-1.4	4.2	15.7	11.3
Other primal cuts		2011-41798	12/80	99.4	108.2	109.9	1.6	4.2	11.8	7.2
Variety meats (fresh edible organs)		2011-451	12/80	89.4	92.2	100.8	9.3	7.1	13.2	8.0
Lard		2011-5	12/80	102.4	104.5	106.9	2.3	1.1	3.1	1.7
Lard, commercial sizes (over 3 lbs.)		2011-517	12/80	100.9	104.3	107.1	2.7	1.3	4.7	2.3
Pork, processed or cured, including frozen (not canned or made into sausage)		2011-6	12/80	107.0	115.4	119.8	3.8	6.4	11.9	20.0
Hams and picnics, except canned		2011-631	12/80	98.7	104.0	106.4	2.3	6.7	10.7	7.6
Hams		2011-63101	12/80	98.2	103.7	105.8	2.0	5.7	9.7	8.1
Slab bacon		2011-635	12/80	111.9	127.7	137.9	8.0	12.2	21.2	47.0
Sliced bacon		2011-641	12/80	118.4	130.3	138.5	6.3	6.6	13.9	33.9
Sausage and similar products (not canned)		2011-7	12/80	101.4	108.7	109.0	.3	2.5	9.8	7.1
Fresh sausage, pork sausage, breakfast links, etc.		2011-711	12/80	105.0	115.3	116.2	.8	3.6	14.1	14.7
Fresh pork sausage, roll, artificial casing		2011-71101	12/80	105.9	117.8	(?)	(?)	(?)	(?)	(?)
Dry and semidry sausage (salami, cervelat, summer sausage, pepperoni, pork rolls, etc.)		2011-717	12/80	92.1	100.6	97.9	-2.7	2.5	7.1	7.4
Frankfurters and weiners		2011-721	12/80	103.6	108.9	109.0	.1	.2	6.4	2.5
Frankfurters, skinless, all meat		2011-72101	12/80	104.9	111.0	110.7	-.2	-.2	7.1	3.0
Other sausage, smoked or cooked (bologna, liverwurst, Polish sausage, packaged lunchmeat, etc.)		2011-735	12/80	99.1	105.6	106.3	.7	3.4	10.0	4.9
Bologna, all meat		2011-73501	12/80	91.5	102.4	102.3	-.1	6.3	11.8	.6
Other smoked or cooked sausages		2011-73598	12/80	103.6	107.6	108.8	1.1	1.9	9.0	7.4
Hides, skins, and pelts		2011-9	12/80	93.5	88.8	86.8	-2.3	-7.1	-9.6	-5.0
Cattle hides, except kip		2011-912	12/80	92.4	87.8	85.8	-2.2	-7.1	-9.6	-4.8
Packer, branded cow		2011-91202	12/80	88.7	82.1	82.2	.2	-7.0	-5.2	-6.1
Packer, native steer, heavy		2011-91203	12/80	80.7	81.3	83.2	2.3	1.1	1.2	-6.3
Packer, butt brander		2011-91205	12/80	92.1	(?)	94.3	(?)	-1.4	5.0	(?)
Other cattle hides		2011-91298	12/80	95.9	88.1	85.2	-3.4	(?)	-16.0	-6.6
Other hides, skins, and pelts, except kip		2011-997	12/80	127.2	122.6	116.4	-5.0	-7.4	-9.4	-10.6
Miscellaneous receipts		2011-M	12/80	108.0	115.3	110.5	-4.2	2.8	4.5	9.2
Contract work and other miscellaneous receipts		2011-XY9	12/80	106.9	(?)	(?)	(?)	(?)	(?)	(?)
Resales		2011-Z89	12/80	108.1	115.6	(?)	(?)	(?)	(?)	(?)
Secondary products		2011-S	12/80	98.0	97.9	94.7	-3.3	-4.9	4.4	-8.0
Prepared meats manufactured from animals slaughtered off premises		2013-S	12/80	97.1	(?)	113.4	(?)	4.3	20.8	21.4
Poultry dressing, poultry and egg processing	2018		12/81	104.2	110.9	107.6	-2.9	1.3	3.2	(?)
Primary products		2018-P	12/81	104.4	111.0	107.7	-3.0	1.2	3.2	(?)
Young chicken		2018-1	12/81	106.0	114.0	108.9	-4.5	.1	2.4	(?)
Bulk broilers/wet ice pack		2018-133	-2/81	107.3	114.3	108.0	-5.5	-1.9	.1	(?)
Grade A bulk whole broilers/wet ice pack		2018-13301	12/81	106.9	115.8	108.7	-6.2	-1.8	.3	(?)
Other wet ice bulk broilers, including parts		2018-13398	12/81	107.8	112.0	107.0	-4.5	-2.0	-.2	(?)
Tray pack broilers		2018-136	12/81	102.5	(?)	110.0	(?)	4.1	6.9	(?)

See footnotes at end of table.

Table 4. Producer price indexes for the net output of selected industries and their products—Continued

Industry and product ¹	Industry code	Product code	Index base	Index			Percent change to Aug. 1982 from —			
				Apr. 1982 ²	July 1982 ²	Aug. 1982 ²	July 1982	May 1982	Feb. 1982	Aug. 1981
Poultry dressing, poultry and egg processing—Continued										
Other broilers including frozen		2018-139	12/81	106.9	115.9	114.2	-1.5	3.6	6.3	(³)
Turkeys		2018-3	12/81	105.3	114.2	114.8	.6	6.8	11.7	(³)
Young turkeys		2018-323	12/81	106.9	116.2	116.9	.5	7.1	12.5	(³)
Hens, whole, Grade A frozen		2018-32301	12/81	108.2	114.0	(³)	(³)	(³)	(³)	(³)
Toms, whole, Grade A frozen		2018-32302	12/81	101.4	113.9	116.5	2.2	12.5	14.9	(³)
Other young turkey		2018-32398	12/81	110.6	120.8	117.2	-3.0	4.6	13.6	(³)
Processed poultry and small game		2018-5	12/81	101.1	104.7	104.7	.1	3.8	5.5	(³)
Turkey, cooked or smoked		2018-521	12/81	101.3	107.3	107.5	.2	7.1	8.9	(³)
Chicken, cooked or smoked		2018-523	12/81	101.0	(³)	100.8	(³)	-1.0	.9	(³)
Liquid, dried and frozen eggs		2018-9	12/81	93.8	91.5	87.9	-4.0	-3.8	-10.3	(³)
Dried whole eggs		2018-915	12/81	94.4	85.6	84.8	-.9	-8.8	-5.9	(³)
Frozen or liquid egg yolks		2018-953	12/81	90.4	86.3	87.6	1.6	0	-8.7	(³)
Frozen or liquid whole eggs		2018-955	12/81	91.1	88.3	79.8	-9.6	-10.7	-18.6	(³)
Secondary products		2018-S	12/81	100.2	113.5	117.5	3.6	6.5	15.4	(³)
Natural and processed cheese										
Primary products	2022	2022-P	06/81	100.2	101.1	101.2	.1	.8	.4	2.0
Natural cheese, except cottage cheese		2022-1	06/81	101.0	101.1	101.2	.1	.2	.1	1.1
American-type cheese		2022-102	06/81	100.8	100.8	100.9	.1	.2	.1	1.0
Cheddar cheese		2022-10201	06/81	101.1	101.2	101.3	.1	(³)	.2	1.3
Other American-type cheese		2022-10211	06/81	100.2	99.7	99.9	.2	-2	-.4	-.1
Italian-type cheese		2022-103	06/81	100.3	101.2	101.1	-.1	.5	.4	.8
Mozzarella cheese		2022-10301	06/81	99.2	101.0	101.1	0	1.5	1.2	1.2
Other Italian-type cheese		2022-10311	06/81	102.0	101.5	101.2	-.3	-.9	-.8	.3
Swiss cheese		2022-105	06/81	100.4	100.4	(³)	(³)	(³)	(³)	(³)
Other natural cheese, except cottage		2022-111	06/81	101.6	101.5	101.6	.1	0	-.1	1.6
Processed cheese and related products		2022-2	06/81	101.7	102.3	102.3	0	.6	.7	2.5
Processed cheese		2022-211	06/81	100.1	100.4	100.4	0	.3	.3	.7
Cheese food		2022-213	06/81	104.7	106.2	106.2	0	1.5	1.5	(³)
Cheese spread		2022-215	06/81	104.4	105.8	105.8	0	.2	1.5	6.0
Miscellaneous receipts		2022-M	06/81	100.0	102.5	102.5	0	2.6	2.5	2.5
Resales		2022-Z89	06/81	100.1	102.6	102.6	0	2.6	2.5	2.6
Secondary products		2022-S	06/81	91.6	95.6	96.2	.7	2.0	-1.7	3.4
Fluid milk		2026-S	06/81	99.6	100.6	100.6	.1	1.1	.9	.7
Canned fruits and vegetables										
Primary products	2033	2033-P	06/81	105.4	106.7	105.8	-.9	.3	.2	4.1
Canned fruits, except baby food		2033-1	06/81	105.3	106.7	105.7	-.9	1.5	-.5	4.5
Apples		2033-112	06/81	101.6	(³)	101.6	(³)	(³)	0	1.6
Fruits for salads		2033-134	06/81	91.2	90.9	90.9	0	-.3	-7.2	-9.1
Fruit pie fillings		2033-162	06/81	107.4	98.9	97.2	-1.7	.6	-7.0	-4.2
Applesauce		2033-171	06/81	110.6	107.7	108.2	.4	(³)	-1.5	(³)
Olives, ripe and green ripe		2033-173	06/81	130.1	(³)	127.4	(³)	-2.1	-1.4	(³)
Peaches, including spiced		2033-174	06/81	102.2	113.4	(³)	(³)	(³)	(³)	(³)
Pears, including spiced		2033-175	06/81	93.1	95.8	97.6	1.9	5.4	3.7	-1.3
Canned vegetables, except hominy and mushrooms		2033-2	06/81	101.7	102.8	101.8	-1.0	.4	1.3	1.7
Fresh lima beans		2033-203	06/81	105.3	101.8	(³)	(³)	(³)	(³)	(³)
Beans, green and wax (including blue lake)		2033-207	06/81	93.4	93.3	95.4	2.3	1.8	-.4	-3.6
Carrots		2033-215	06/81	(³)	(³)	97.4	(³)	(³)	-1.0	(³)
Vegetable combinations		2033-235	06/81	103.1	107.5	104.0	-3.2	1.5	-3.7	(³)
Spinach		2033-255	06/81	120.4	111.5	111.5	0	(³)	-1.5	3.1
White potatoes		2033-275	06/81	115.3	120.0	(³)	(³)	(³)	(³)	(³)
Beets		2033-293	06/81	102.8	113.7	(³)	(³)	(³)	(³)	(³)
Sweet corn, whole kernel		2033-294	06/81	95.3	97.0	92.6	-4.6	-2.9	.8	-6.1
Green peas		2033-296	06/81	93.8	96.6	94.0	-2.6	-2.2	-.7	-3.5
Tomatoes		2033-297	06/81	118.1	117.6	(³)	(³)	(³)	(³)	(³)
Canned hominy and mushrooms		2033-3	06/81	93.5	89.7	90.4	.8	-.5	-5.7	-10.0
Mushrooms		2033-321	06/81	92.7	88.6	89.3	.8	-.6	-6.2	-11.1
Canned fruit juices, nectars, and concentrates		2033-4	06/81	102.8	102.6	103.0	.3	-.1	.7	1.6
Apple juice		2033-411	06/81	112.0	111.3	113.9	2.4	(³)	4.1	13.9
Pineapple juice		2033-428	06/81	107.9	(³)	107.8	(³)	-2.3	(³)	-1.9
Grapefruit juice		2033-431	06/81	96.5	96.5	96.5	0	0	-2.8	-3.5
Other whole fruit juices and mixtures of whole fruit juices		2033-472	06/81	103.9	103.4	104.2	.7	0	.6	3.7
Tomato juice		2033-515	06/81	112.5	115.0	114.5	-.4	1.2	.9	10.6
Catsup and other tomato sauces, etc.		2033-6	06/81	116.1	118.5	117.1	-1.1	1.2	1.1	13.0
Tomato sauces		2033-614	06/81	112.7	112.9	112.8	-.1	.1	3.4	9.5
Catsup		2033-621	06/81	114.5	(³)	(³)	(³)	(³)	(³)	(³)
Tomato paste		2033-662	06/81	(³)	123.0	116.8	-5.0	(³)	(³)	(³)
Tomato pulp and puree		2033-691	06/81	118.0	118.8	116.6	-1.8	-1.8	.6	11.5
Jams, jellies and preserves		2033-8	06/81	102.2	108.3	104.3	-3.7	-5.4	-5.3	1.2
Strawberry jams and preserves		2033-811	06/81	101.1	101.6	105.5	3.8	4.3	(³)	(³)
Other jams and preserves		2033-815	06/81	111.6	105.0	112.2	6.8	.5	.5	2.9
Grape jelly		2033-821	06/81	95.8	100.5	100.5	0	-1.2	-1.1	(³)
Miscellaneous receipts		2033-M	06/81	91.2	90.9	89.9	-1.1	-2.1	-1.1	-9.5
Resales		2033-Z89	06/81	90.2	90.5	89.2	-1.4	-1.8	-.4	-10.6
Secondary products		2033-S	06/81	105.9	106.0	105.0	-.9	.6	1.3	2.5
Canned specialties		2032-S	06/81	98.9	97.4	99.3	1.9	1.6	3.8	.6
Other secondary products		2033-SSS	06/81	108.1	109.0	106.2	-2.6	.6	1.1	.1
Frozen fruits and vegetables		2037-S	06/81	107.2	107.2	107.2	0	0	0	7.2
Pickles, sauces and salad dressings										
Primary products	2035	2035-P	06/81	101.4	102.9	103.2	.3	1.4	2.1	3.0
Pickles and other pickled products		2035-2	06/81	104.3	104.6	104.5	-.1	.4	.5	4.1
Dill pickles		2035-211	06/81	103.7	104.3	104.2	-.1	.8	.9	3.5
Sweet pickles		2035-215	06/81	107.3	107.3	107.3	0	0	.5	7.1

See footnotes at end of table.

Table 4. Producer price indexes for the net output of selected industries and their products—Continued

Industry and product ¹	Industry code	Product code	Index base	Index			Percent change to Aug. 1982 from —			
				Apr. 1982 ²	July 1982 ²	Aug. 1982 ²	July 1982	May 1982	Feb. 1982	Aug. 1981
Pickles, sauces and salad dressings—Continued										
Other finished pickled products		2035-233	06/81	104.5	104.7	104.7	0	0.3	0.6	4.4
Unfinished pickled products		2035-298	06/81	104.8	104.2	104.2	0	(?)	(?)	4.8
Meat sauces		2035-3	06/81	105.9	107.7	107.7	0	1.7	7.3	7.7
Prepared mustard		2035-311	06/81	101.3	106.5	106.5	0	5.1	5.3	6.4
Mayonnaise, salad dressings and sandwich spreads		2035-4	06/81	100.3	101.1	101.2	.1	.8	1.4	1.2
Salad dressing		2035-411	06/81	99.4	(?)	102.4	(?)	(?)	3.0	(?)
Mayonnaise		2035-423	06/81	100.2	100.2	100.3	.1	.1	1.5	.3
Sandwich spread, refrigerated dressing and other spoon-type dressings		2035-429	06/81	100.0	100.0	100.0	0	0	0	(?)
French dressing		2035-431	06/81	98.8	98.8	98.8	0	0	-2	-9
Cheese, low calorie and other pourable-type dressings		2035-439	06/81	101.4	101.5	101.7	.2	.2	.3	1.6
Secondary products		2035-S	06/81	100.0	103.2	104.0	.7	2.7	3.2	3.7
Other secondary products		2035-SSS	06/81	99.9	103.5	104.4	.8	3.1	3.6	4.1
Frozen fruits and vegetables										
Primary production	2037	2037-P	06/81	102.8	103.9	104.2	.3	1.9	.6	2.8
Frozen fruits, juices and ades		2037-1	06/81	98.1	95.2	94.7	-.5	-1.6	-5.4	-2.0
Frozen blueberries		2037-163	06/81	103.0	102.0	104.9	2.8	2.8	1.8	2.7
Frozen orange juice		2037-179	06/81	96.6	91.5	90.8	-.7	-2.9	-9.1	-9.2
Frozen orange juice, over one gallon		2037-17901	06/81	92.4	(?)	92.2	(?)	-.1	-6.5	(?)
Frozen orange juice, 16 oz. to one gallon		2037-17902	06/81	(?)	93.3	93.3	0	(?)	(?)	(?)
Frozen orange juice, 10.1 to 13 oz		2037-17903	06/81	95.9	91.6	91.1	-.5	-2.0	-6.4	(?)
Frozen orange juice, 4.1 to 7 oz		2037-17904	06/81	100.0	93.0	93.0	0	-6.0	-10.8	(?)
Frozen grapefruit juice		2037-183	07/81	(?)	95.1	88.8	-6.6	(?)	(?)	(?)
Frozen grapefruit juice, 4.1 to 7 oz		2037-18301	07/81	(?)	83.4	83.4	0	(?)	(?)	(?)
Frozen grapefruit juice, all other sizes		2037-18302	07/81	(?)	(?)	89.7	(?)	(?)	(?)	(?)
Frozen lemonade		2037-189	06/81	(?)	92.8	92.6	-.2	(?)	(?)	(?)
Frozen lemonade, 10.1 to 13 oz		2037-18902	06/81	(?)	94.4	94.2	-.2	(?)	(?)	(?)
Frozen grape juice		2037-191	06/81	(?)	108.3	108.3	0	(?)	(?)	(?)
Frozen grape juice, 10.1 to 13 oz		2037-19102	06/81	(?)	110.4	110.4	0	(?)	(?)	(?)
Other frozen fruit and berry juice, concentrated		2037-195	06/81	100.4	100.6	100.7	.1	1.0	.7	.9
Citrus pulp		2037-197	06/81	83.1	84.2	84.3	.1	1.6	1.2	-8.9
Frozen vegetables		2037-2	06/81	108.4	109.7	110.9	1.0	2.0	2.5	7.8
Frozen green beans		2037-213	06/81	105.7	110.6	110.1	-.4	3.8	4.2	(?)
Frozen broccoli		2037-225	06/81	100.0	101.3	101.3	0	(?)	1.3	(?)
Frozen brussels sprouts		2037-231	06/81	111.6	115.7	115.7	0	1.8	3.7	7.3
Frozen carrots		2037-233	06/81	111.3	112.6	112.6	0	.7	3.2	13.8
Frozen cauliflower		2037-235	06/81	108.2	110.3	111.0	.6	4.7	4.6	11.0
Frozen green peas		2037-241	06/81	127.3	129.8	130.7	.7	2.5	2.7	6.9
Frozen spinach		2037-242	06/81	99.5	103.0	103.0	0	1.9	2.9	3.0
Frozen succotash		2037-243	06/81	(?)	111.8	112.6	.8	(?)	3.8	(?)
Other frozen combinations		2037-246	06/81	108.2	110.2	110.2	0	.5	2.6	9.0
Frozen french fried potatoes		2037-248	06/81	107.0	107.0	109.9	2.7	2.1	2.5	6.7
Frozen french fried potatoes, two lbs. and under		2037-24801	06/81	98.3	96.3	101.3	5.2	0	3.0	(?)
Frozen french fried potatoes, over two lbs.		2037-24802	06/81	108.8	109.2	111.6	2.2	2.5	2.4	7.8
Other frozen potato products		2037-249	06/81	107.4	107.9	107.3	-.5	-.3	-.8	5.6
Frozen sweet cut corn, yellow		2037-253	06/81	123.2	124.7	123.3	-1.1	(?)	.8	(?)
Frozen sweet cob corn, yellow		2037-255	06/81	116.6	119.2	119.2	0	3.6	3.5	18.8
Other frozen vegetables		2037-298	06/81	106.3	107.6	106.7	-.9	.5	1.3	5.6
Miscellaneous receipts		2037-M	06/81	100.4	123.6	123.6	0	29.1	23.1	25.0
Secondary products		2037-S	06/81	95.7	94.8	94.8	.1	-.8	-3.3	-5.4
Canned fruits and vegetables		2033-S	06/81	90.7	90.6	90.8	.2	.5	-2.7	-9.7
All other secondary products		2037-SSS	06/81	102.0	100.2	100.2	0	-1.8	-4.3	(?)
Prepared feeds, n.e.c.										
Primary products	2048	2048-P	12/80	86.2	86.2	84.7	-1.8	-2.9	-2.2	-9.2
Poultry feeds, egg type, broiler and turkey		2048-1	12/80	85.2	85.2	83.7	-1.8	-3.0	-2.4	-9.8
Starter-grower, complete		2048-111	12/80	80.6	80.9	79.8	-1.3	-2.9	-1.2	-11.6
Layer-breeder, complete		2048-115	12/80	76.7	76.8	76.0	-1.1	-2.8	-1.0	-12.2
Broiler, complete		2048-116	12/80	83.9	84.8	83.5	-1.5	-3.2	-1.1	-9.4
Layer-breeder, supplements and concentrates		2048-117	12/80	78.2	78.6	77.9	-.9	-1.9	-.7	-12.8
Turkey, complete		2048-118	12/80	91.0	89.7	88.3	-1.5	-2.9	-2.3	(?)
Dairy cattle feeds, complete		2048-2	12/80	82.9	82.7	79.9	-3.5	-6.6	-3.2	(?)
Dairy cattle feed, supplements and concentrates		2048-3	12/80	82.9	82.8	81.3	-1.8	-3.4	-3.7	-10.0
Swine feeds, complete		2048-4	12/80	86.3	86.7	85.0	-2.0	-4.5	-4.2	-8.2
Swine feed, supplements and concentrates		2048-5	12/80	90.0	91.7	87.4	-4.7	-2.8	-2.3	-9.3
Beef cattle feeds, complete		2048-6	12/80	92.1	91.7	89.4	-2.6	-3.6	-2.7	-6.5
Beef cattle feed, supplements and concentrates		2048-7	12/80	92.3	93.5	92.3	-1.3	-.4	-1.8	-5.8
Other poultry and livestock feeds, including duck, geese, horse, mule, etc.		2048-8	12/80	86.6	86.6	85.9	-.7	-1.4	-3.2	-9.9
Horse and mule, complete feed		2048-816	12/80	95.8	95.8	93.6	-2.3	-2.8	.8	-4.5
Other livestock (sheep, etc.), supplements and concentrates		2048-819	12/80	99.0	99.7	98.3	-1.5	-2.2	6.2	0
Other prepared animal feeds		2048-9	12/80	96.0	97.0	92.1	-5.1	-3.9	-3.4	-9.1
Grain, ground, rolled, pulverized, chopped, or crimped, excluding cornmeal		2048-911	12/80	87.3	82.9	82.0	-1.1	-5.7	-8.2	-14.1
Mineral mixture, including oyster shells, prepared for feed use		2048-922	12/80	72.5	72.7	71.8	-1.3	-1.7	-4.9	-22.2
Miscellaneous receipts		2048-M	12/80	107.6	106.7	104.4	-2.1	-1.5	-1.8	-2.8
Resales		2048-Z89	12/80	92.4	92.8	90.2	-2.8	-3.4	-3.4	-8.0
Secondary products		2048-S	12/80	92.3	92.6	89.9	-3.0	-3.7	-3.7	(?)
Dog, cat and other pet food		2047-S	12/80	98.2	96.5	95.9	-.6	-2.4	-.5	-1.7
Other secondary products		2048-SSS	12/80	94.7	93.6	92.6	-1.0	-1.7	-.5	-3.5
Bread, cake, and related products										
Primary products	2051	2051-P	06/80	113.3	114.2	114.4	.1	.7	1.0	3.2
Bread		2051-1	06/80	112.9	113.9	114.0	.1	.7	.9	3.0
			06/80	113.0	114.1	114.1	0	.8	.9	3.8

See footnotes at end of table.

Table 4. Producer price indexes for the net output of selected industries and their products—Continued

Industry and product ¹	Industry code	Product code	Index base	Index			Percent change to Aug. 1982 from —			
				Apr. 1982 ²	July 1982 ²	Aug. 1982 ²	July 1982	May 1982	Feb. 1982	Aug. 1981
Bread, cake, and related products—Continued										
White bread		2051-1A	06/80	112.3	113.3	113.1	-0.1	0.6	0.5	3.1
White pan bread		2051-111	06/80	111.9	112.6	112.4	-.2	.3	.1	2.9
White pan bread, Northeast		2051-11101	06/80	117.1	117.3	(?)	(?)	(?)	(?)	(?)
White pan bread, North Central		2051-11102	06/80	109.8	110.2	(?)	(?)	(?)	(?)	(?)
White pan bread, South		2051-11103	06/80	108.7	110.0	(?)	(?)	(?)	(?)	(?)
White pan bread, West		2051-11104	06/80	113.2	114.5	(?)	(?)	(?)	(?)	(?)
White hearth bread		2051-113	06/80	117.3	120.1	120.5	.3	2.8	3.8	4.9
Other bread		2051-1B	06/80	115.1	116.6	117.1	.4	1.4	2.2	5.9
Dark wheat bread		2051-115	06/80	117.0	118.8	118.7	-.1	1.3	2.1	6.7
Rye bread		2051-117	06/80	112.1	113.8	(?)	(?)	(?)	(?)	(?)
Other variety bread		2051-128	06/80	114.7	115.0	117.7	2.3	2.6	2.6	6.0
Bread type rolls, stuffing, and crumbs		2051-2	06/80	112.1	113.2	113.3	.1	.7	.1	.8
Bread type rolls		2051-23	06/80	112.4	113.6	113.7	.1	.7	0	.8
Hamburger and weiner rolls		2051-233	06/80	112.1	112.2	112.4	-.2	.3	-.8	.1
Brown and serve rolls		2051-235	06/80	105.0	(?)	(?)	(?)	(?)	(?)	(?)
English muffins		2051-236	06/80	118.0	118.0	118.0	0	0	-1.6	-.5
Other bread type rolls		2051-239	06/80	114.6	119.5	119.5	0	3.7	5.2	6.0
Bread stuffing, croutons, and bread crumbs		2051-241	06/80	108.0	109.8	109.8	0	0	1.6	-.2
Sweet yeast goods		2051-3	06/80	117.0	117.9	117.9	0	.7	2.2	4.4
Yeast raised doughnuts		2051-313	06/80	112.3	112.9	112.9	0	0	5.0	8.1
Other sweet yeast goods		2051-398	06/80	118.2	119.3	119.3	0	1.0	1.1	2.9
Soft cakes		2051-4	06/80	111.7	112.8	113.3	.4	.6	.7	2.5
Snack cakes		2051-413	06/80	113.1	113.2	(?)	(?)	(?)	(?)	(?)
Other soft cakes		2051-418	06/80	108.7	112.0	113.1	1.0	1.4	1.0	3.2
Pies		2051-5	06/80	113.6	113.6	113.6	0	0	2.3	4.1
Snack pies		2051-513	06/80	113.5	113.5	(?)	(?)	(?)	(?)	(?)
Cake type doughnuts		2051-7	06/80	112.3	112.3	112.5	.2	.2	1.0	3.5
Resales of bread and related products		2051-Z75	06/80	114.6	115.4	115.9	.5	.7	1.6	4.4
Resales of rolls, stuffing and crumbs		2051-Z7512	06/80	(?)	113.2	113.9	.6	(?)	(?)	3.9
Resales of sweet yeast goods		2051-Z7513	06/80	130.8	126.9	127.8	.7	-2.6	(?)	4.7
Resales of soft cakes		2051-Z7514	06/80	110.4	109.6	(?)	(?)	(?)	(?)	(?)
Resales of cake type doughnuts		2051-Z7517	06/80	(?)	114.5	(?)	(?)	(?)	(?)	(?)
Secondary products		2051-S	06/80	111.4	111.4	111.4	0	0	-.6	.6
Other secondary products		2051-SSS	06/80	112.9	112.9	112.9	0	0	-1.4	.5
Raw cane sugar mills	2061		06/82	(?)	108.7	110.9	2.1	(?)	(?)	(?)
Primary products		2061-P	06/82	(?)	108.7	110.9	2.1	(?)	(?)	(?)
Raw cane sugar		2061-1	06/82	(?)	110.0	113.0	2.7	(?)	(?)	(?)
Raw cane sugar		2061-111	06/82	(?)	110.0	(?)	(?)	(?)	(?)	(?)
Cane sugar refining	2062		06/82	(?)	101.6	104.4	2.8	(?)	(?)	(?)
Primary products		2062-P	06/82	(?)	101.6	104.4	2.8	(?)	(?)	(?)
Refined cane sugar		2062-1	06/82	(?)	101.6	104.4	2.8	(?)	(?)	(?)
Granulated cane sugar		2062-1A	06/82	(?)	102.4	105.4	2.9	(?)	(?)	(?)
Consumer units		2062-112	06/82	(?)	102.5	105.3	2.7	(?)	(?)	(?)
Commercial units		2062-114	06/82	(?)	102.2	105.4	3.1	(?)	(?)	(?)
Bulk shipments		2062-115	06/82	(?)	102.5	105.7	3.0	(?)	(?)	(?)
Liquid sugar or syrup		2062-15	06/82	(?)	100.2	103.4	3.2	(?)	(?)	(?)
Sucrose type		2062-153	06/82	(?)	101.0	101.8	.7	(?)	(?)	(?)
Invert or partially invert type		2062-156	06/82	(?)	99.7	104.7	5.0	(?)	(?)	(?)
Beet sugar processing	2063		06/82	(?)	103.7	106.1	2.4	(?)	(?)	(?)
Primary products		2063-P	06/82	(?)	103.7	106.1	2.4	(?)	(?)	(?)
Beet sugar		2063-1	06/82	(?)	103.7	106.8	3.0	(?)	(?)	(?)
Granulated beet sugar		2063-1X	06/82	(?)	103.4	106.2	2.7	(?)	(?)	(?)
Bulk shipments		2063-115	06/82	(?)	103.4	106.2	2.7	(?)	(?)	(?)
Other products and byproducts		2063-2	06/82	(?)	103.8	100.0	-3.7	(?)	(?)	(?)
Soybean oil mill products	2075		12/79	93.4	92.7	85.0	-8.3	-11.4	-6.8	-16.4
Primary products		2075-P	12/79	92.0	91.9	84.6	-7.9	-11.0	-7.3	-15.8
Crude soybean oil		2075-11	12/79	72.8	74.3	68.1	-8.3	-11.5	-.8	-15.1
Soybean oil, crude, degummed		2075-113	12/79	(?)	72.0	66.4	-7.8	-12.6	.1	-16.4
Soybean oil, crude, not degummed		2075-115	12/79	75.7	77.1	70.2	-9.0	-10.0	-1.9	-13.2
Soybean cake, meal, and other byproducts		2075-2	12/79	102.5	101.5	93.6	-7.8	-10.8	-9.8	-16.2
Soybean byproducts, meal		2075-211	12/79	102.7	101.7	93.7	-7.9	-10.9	-9.6	-16.3
Miscellaneous receipts		2075-M	12/79	98.4	94.5	79.9	-15.4	-19.3	-12.8	-26.6
Shortening and cooking oils	2079		12/81	99.8	100.0	98.6	-1.4	-1.5	-1.2	(?)
Primary products		2079-P	12/81	99.7	100.4	99.3	-1.1	-.8	-.2	(?)
Shortening and cooking oils		2079-1	12/81	99.2	99.6	98.5	-1.1	-1.0	-.9	(?)
Baking or frying fats (shortening), 100% vegetable oil		2079-113	12/81	101.4	100.7	98.1	-2.6	-3.8	-1.8	(?)
Commercial sizes, over 3 lbs.		2079-11303	12/81	102.0	(?)	97.4	(?)	-5.2	-2.4	(?)
Baking or frying fats (shortening), 100% animal fats or blends of vegetable and animal fats		2079-115	12/81	101.0	105.0	106.3	1.3	5.3	9.4	(?)
All other salad or cooking oils		2079-159	12/81	98.2	(?)	94.8	(?)	-3.1	-4.1	(?)
All other fully refined oils		2079-198	12/81	97.3	100.4	99.7	-.7	.9	2.7	(?)
Margarine		2079-2	12/81	101.1	102.3	101.4	-.9	-.3	1.5	(?)
Secondary products		2079-S	12/81	98.9	98.7	97.6	-1.1	-1.3	-4.1	(?)
Malt beverages	2082		06/82	(?)	99.8	100.1	.3	(?)	(?)	(?)
Primary products		2082-P	06/82	(?)	99.8	100.1	.3	(?)	(?)	(?)
Canned beer		2082-1	06/82	(?)	99.8	100.2	.4	(?)	(?)	(?)
Light beer in cans		2082-111	06/82	(?)	100.0	100.0	0	(?)	(?)	(?)
Regular beer in cans		2082-112	06/82	(?)	99.7	100.2	.5	(?)	(?)	(?)
Bottled beer		2082-2	06/82	(?)	99.9	99.9	0	(?)	(?)	(?)

See footnotes at end of table.

Table 4. Producer price indexes for the net output of selected industries and their products—Continued

Industry and product ¹	Industry code	Product code	Index base	Index			Percent change to Aug. 1982 from —			
				Apr. 1982 ²	July 1982 ²	Aug. 1982 ²	July 1982	May 1982	Feb. 1982	Aug. 1981
Malt beverages—Continued										
Nonreturnable bottles		2082-221	06/82	(?)	99.7	99.7	0	(?)	(?)	(?)
Light beer in nonreturnable bottles		2082-22111	06/82	(?)	100.0	100.0	0	(?)	(?)	(?)
Regular beer in nonreturnable bottles		2082-22112	06/82	(?)	99.7	99.7	0	(?)	(?)	(?)
Regular beer in barrels and kegs		2082-312	06/82	(?)	100.0	100.0	0	(?)	(?)	(?)
Other fermented malt beverages and byproducts		2082-4	06/82	(?)	99.7	101.5	1.9	(?)	(?)	(?)
Malt liquor		2082-411	06/82	(?)	100.0	100.0	0	(?)	(?)	(?)
Ale		2082-421	06/82	(?)	100.0	100.1	.1	(?)	(?)	(?)
Soft drinks										
2086			06/81	104.0	104.6	104.8	.2	0.2	0.7	3.4
Primary products	2086-P		06/81	104.4	104.8	105.3	.5	.2	.6	3.5
Carbonated soft drinks	2086-3		06/81	104.4	104.8	105.3	.5	.2	.7	3.4
Cola, excluding diet cola	2086-301		06/81	102.9	103.1	103.6	.5	-.4	-.1	3.1
Cola, bottled, excluding diet cola	2086-30101		06/81	105.5	105.8	106.0	.1	.5	1.6	6.3
Cola, excluding diet, returnable bottles	2086-30111		06/81	107.3	107.5	108.1	.5	1.0	2.2	8.0
Cola, excluding diet, nonreturnable bottles	2086-30112		06/81	(?)	102.6	(?)	(?)	(?)	(?)	(?)
Cola, excluding diet, cans (returnable and nonreturnable)	2086-30121		06/81	98.6	98.6	100.0	1.3	(?)	-3.2	-1.9
Cola, excluding diet, bulk	2086-30131		06/81	102.9	(?)	(?)	(?)	(?)	(?)	(?)
Other carbonated drinks, including diet cola	2086-302		06/81	106.0	106.6	107.1	.4	.9	1.4	3.8
Carbonated orange soda	2086-30202		06/81	102.7	103.1	103.8	.7	0	.9	3.3
Carbonated lemon, lime and lemon-lime combinations	2086-30203		06/81	101.7	104.6	105.0	.4	.1	.9	3.1
Root beer and sarsaparilla	2086-30204		06/81	105.3	105.7	105.8	0	1.1	3.3	5.4
Ginger ale	2086-30205		06/81	105.8	107.3	107.3	0	(?)	3.7	4.2
Carbonated grape soda	2086-30206		06/81	102.1	102.1	102.1	0	0	0	(?)
Club soda	2086-30207		06/81	(?)	(?)	116.0	(?)	(?)	.5	-2.4
Other carbonated nondiet flavors	2086-30209		06/81	107.5	107.3	107.3	0	(?)	.1	7.4
Diet cola	2086-30211		06/81	109.1	107.3	109.6	2.2	3.7	3.6	6.1
Other carbonated diet flavors	2086-30219		06/81	108.0	109.7	109.5	-.2	.4	1.7	-1.0
Noncarbonated soft drinks	2086-5		06/81	105.3	105.3	105.3	0	0	-.2	5.3
Other noncarbonated fruit drinks and ades	2086-509		06/81	107.1	107.2	107.2	0	0	7.2	0.1
Miscellaneous receipts	2086-M		06/81	102.2	102.9	102.0	-.9	-.1	.8	2.3
Resales	2086-Z89		06/81	102.4	103.2	102.2	-1.0	-.1	.9	2.4
Secondary products	2086-S		06/81	101.5	108.1	108.1	0	1.3	1.3	(?)
Coffee										
2095			06/81	105.0	103.5	103.3	-.2	-.6	-.5	4.5
Primary products	2095-P		06/81	105.1	103.5	103.2	-.3	-.7	-.7	4.3
Whole bean and ground roasted coffee	2095-1		06/81	104.9	102.8	102.2	-.5	-1.0	-1.7	4.0
Whole bean, roasted coffee	2095-111		06/81	110.6	(?)	(?)	(?)	(?)	(?)	(?)
Ground, roasted coffee	2095-116		06/81	104.3	102.3	101.7	-.6	-.8	-2.5	3.4
Concentrated (instant) coffee	2095-2		06/81	105.5	105.2	105.6	.4	0	1.8	5.3
Miscellaneous receipts	2095-M		06/81	98.4	95.9	99.5	3.7	1.1	1.1	(?)
Resales	2095-Z89		06/81	98.3	95.6	99.3	3.9	1.0	1.0	(?)
Secondary products	2095-SSS		06/81	104.4	104.7	104.7	0	1.5	3.4	9.0
Cotton broadwoven fabrics										
2211			12/80	100.6	98.7	98.5	-.2	-2.6	-2.4	-6.6
Primary products	2211-P		12/80	99.3	97.1	96.9	-.2	-1.9	-2.8	-7.8
Cotton broadwoven fabrics, gray	2211-A		12/80	96.4	94.6	94.4	-.3	-1.9	-2.0	-9.7
Cotton duck and allied fabrics, including combed duck	2211-1		12/80	106.0	95.4	95.4	0	-10.0	-9.4	-11.4
Cotton sheeting and allied coarse and medium yarn fabrics	2211-2		12/80	100.2	99.7	99.0	-.7	-.8	-3.3	-5.3
Osnaburgs	2211-215		12/80	97.8	97.7	97.7	0	-.1	(?)	-5.5
Sheetings	2211-225		12/80	103.0	101.7	(?)	(?)	(?)	(?)	(?)
Drills	2211-235		12/80	100.9	100.9	97.7	-3.2	-3.2	(?)	-10.3
Sateens	2211-255		12/80	93.9	89.8	89.5	-.4	-2.1	-5.6	-7.4
Cotton print cloth yarn fabrics	2211-3		12/80	102.4	99.3	98.8	-.5	-2.6	-4.1	-5.5
Plain print cloths	2211-315		12/80	102.9	96.7	95.4	-1.3	-5.6	-8.1	-8.7
Other woven cotton gray fabrics and specialties	2211-6		12/80	92.8	92.7	92.5	-.2	-.5	2.3	-5.6
Corduroys	2211-615		12/80	83.8	84.2	84.2	0	.2	5.6	-6.6
Others, except corduroys	2211-625		12/80	108.9	(?)	(?)	(?)	(?)	(?)	(?)
Finished cotton broadwoven fabrics, excluding commission finishing	2211-7		12/80	100.5	98.8	98.7	-.1	.5	-3.8	-2.9
Plain dyed and finished broadwoven fabrics	2211-731		12/80	100.2	98.2	98.8	.6	2.5	-5.1	-4.7
Dyed corduroys	2211-73115		12/80	84.7	81.4	84.4	3.7	-4.3	-8.6	-12.2
Denims	2211-73116		12/80	95.9	90.9	91.1	.2	-2.0	-9.4	(?)
Other finished cotton fabrics	2211-761		12/80	102.7	103.0	102.1	-.8	-.3	1.4	-.5
Cotton broadwoven fabrics, finished products	2211-C		12/80	115.1	109.4	109.4	0	-4.9	-5.0	-3.5
Towels and washcloths made from cotton broadwoven fabrics	2211-9		12/80	115.1	109.4	109.4	0	-5.0	-5.1	-3.6
Other fabricated textile products, n.e.c.	2211-H		12/80	111.9	111.9	111.9	0	0	0	4.1
Secondary products	2211-S		12/80	106.0	105.8	105.8	0	-5.9	-.5	-1.3
Man-made fiber and silk broadwoven fabrics	2221-S		12/80	105.9	105.7	105.7	.0	-.5	-.3	1.1
Synthetic fiber and silk broad wovens										
2221			06/81	101.5	100.3	100.0	-.3	-1.3	-1.8	-1.6
Primary products	2221-P		06/81	102.0	100.5	100.4	-.1	-1.3	-1.8	-1.5
Gray goods	2221-1		06/81	100.7	98.9	98.4	-.5	-1.9	-2.3	-2.8
100% filament yarn fabrics	2221-12		06/81	101.0	96.8	95.7	-1.2	-5.3	-4.0	-5.1
Fabrics except chiefly rayon and/or acetate	2221-122		06/81	99.9	96.5	95.0	-1.5	-4.9	-3.3	-5.1
100% nylon	2221-1223		06/81	100.6	97.3	97.2	-.2	-3.5	-2.0	-2.3
Taffetas	2221-12233		06/81	100.9	(?)	(?)	(?)	(?)	(?)	(?)
100% spun yarn fabrics	2221-13		06/81	101.2	100.9	100.8	-.1	.3	-1.2	-.7
Polyester/cotton blends	2221-132		06/81	100.7	100.6	100.5	-.1	.6	-.8	-.2
Bed sheetings	2221-13261		06/81	105.3	104.5	107.0	2.4	2.4	2.4	5.0
Broadcloths	2221-13262		06/81	95.4	97.1	98.1	.9	3.7	-2.1	-2.1
Plain print cloths	2221-13264		06/81	(?)	(?)	89.4	(?)	-1.8	(?)	-11.3
Other weaves	2221-13269		06/81	(?)	(?)	100.5	(?)	(?)	-.8	-.2
Spun yarn fabrics, except chiefly cellulosic and polyester/cotton blends	2221-133		06/81	103.4	102.5	101.9	-.6	-1.1	-3.1	-2.7
Polyester/rayon blends	2221-13372		06/81	102.4	99.8	97.7	-2.2	-3.7	-8.2	-4.7

See footnotes at end of table.

Table 4. Producer price indexes for the net output of selected industries and their products—Continued

Industry and product ¹	Industry code	Product code	Index base	Index			Percent change to Aug. 1982 from —			
				Apr. 1982 ²	July 1982 ²	Aug. 1982 ²	July 1982	May 1982	Feb. 1982	Aug. 1981
Synthetic fiber and silk broad wovens—Continued										
Specialty fabrics		2221-15	06/81	91.4	89.4	89.4	0	-2.0	-2.9	(³)
Specialty fabrics		2221-151	06/81	91.4	89.4	89.4	0	-2.0	-2.9	(³)
Finished fabrics		2221-2	06/81	104.0	103.3	104.4	1.0	-.3	-.8	1.1
Plain dyed and finished fabrics		2221-282	06/81	102.8	102.5	103.5	.9	-.7	-1.3	1.7
Chiefly rayon and/or acetate		2221-28211	06/81	(³)	112.8	112.8	0	(³)	(³)	(³)
Polyester/cotton blends		2221-28212	06/81	(³)	100.6	102.3	1.7	(³)	(³)	(³)
Other fibers		2221-28213	06/81	99.9	98.9	99.2	.3	-1.2	-2.1	-3.6
Finished but not bleached, dyed or printed fabrics		2221-284	06/81	103.5	103.9	104.8	.9	.1	.9	3.4
Secondary products		2221-S	06/81	98.7	(³)	97.9	(³)	(³)	(³)	-2.2
Knit underwear and nightwear										
Primary products	2254		06/82	(³)	100.9	101.0	.1	(³)	(³)	(³)
Men's and boys' knit underwear		2254-P	06/82	(³)	101.2	101.3	.1	(³)	(³)	(³)
Men's and boys' undershirts, except thermal		2254-A	06/82	(³)	100.7	100.7	.1	(³)	(³)	(³)
Undershirts, except athletic types		2254-1	06/82	(³)	100.0	100.0	0	(³)	(³)	(³)
100% cotton and all other cotton blends		2254-122	06/82	(³)	100.0	100.0	0	(³)	(³)	(³)
Men's and boys' thermal underwear and union suits		2254-12228	06/82	(³)	100.0	100.0	0	(³)	(³)	(³)
Women's and children's underwear and nightwear		2254-5	06/82	(³)	100.0	100.3	.3	(³)	(³)	(³)
Women's and children's underwear		2254-C	06/82	(³)	103.0	103.4	.4	(³)	(³)	(³)
Women's underwear		2254-21	06/82	(³)	100.0	101.1	1.1	(³)	(³)	(³)
Other underwear		2254-214	06/82	(³)	100.0	101.1	1.1	(³)	(³)	(³)
Girls', children's and infants' underwear		2254-22	06/82	(³)	100.0	100.0	0	(³)	(³)	(³)
Other underwear		2254-226	06/82	(³)	100.0	100.0	0	(³)	(³)	(³)
Secondary products		2254-S	06/82	(³)	100.0	100.0	0	(³)	(³)	(³)
Circular knit fabrics										
Primary products	2257		06/81	99.8	98.3	98.4	0	-1.0	-4.0	-3.0
Gray fabrics		2257-P	06/81	99.9	98.5	98.8	.2	-.7	-3.8	-2.6
Finished underwear and nightwear fabrics		2257-1	06/81	102.7	103.1	103.1	.1	.5	.2	2.9
Finished underwear and nightwear fabrics		2257-2	06/81	(³)	98.0	98.0	0	(³)	(³)	(³)
Finished high pile fabrics		2257-211	06/81	(³)	98.0	98.0	0	(³)	(³)	(³)
Finished high pile fabrics		2257-4	06/81	(³)	95.7	95.7	0	(³)	(³)	(³)
Finished single knit outerwear fabrics		2257-411	06/81	(³)	95.7	95.7	(³)	(³)	(³)	(³)
100% spun yarn		2257-5	06/81	101.2	99.8	99.9	.1	.1	-1.2	-.8
100% cotton		2257-512	06/81	100.2	98.8	99.0	.1	.1	-1.3	-1.6
Other 100% spun yarn		2257-51231	06/81	99.6	99.6	99.6	0	0	0	(³)
Finished double knit outerwear fabrics		2257-51232	06/81	(³)	98.5	98.5	(³)	.1	-2.4	(³)
100% filament yarn		2257-7	06/81	99.4	96.5	96.6	.1	-2.4	-9.1	-7.3
Interlock and eightlock fabrics		2257-711	06/81	98.7	94.6	94.2	-.4	-3.9	-13.3	-10.8
100% spun yarn		2257-71141	06/81	105.1	99.5	100.5	1.0	-3.9	-6.2	-5.0
Contract work on knitting, dyeing, or finishing circular knit fabrics		2257-712	06/81	101.5	101.5	101.5	0	0	0	0
Secondary products		2257-9	06/81	100.3	99.8	101.6	1.8	1.9	-.6	1.0
Secondary products		2257-S	06/81	(³)	(³)	101.5	(³)	(³)	(³)	(³)
Warp knit fabrics										
Primary products	2258		06/81	99.9	99.2	98.9	-.2	-1.1	-.9	-1.3
Finished underwear and nightwear fabrics		2258-P	06/81	100.1	99.9	99.4	-.4	-1.0	-.3	-1.0
Tricot, simplex, and milanese fabrics		2258-2	06/81	99.1	98.8	98.8	0	-.3	-.3	-1.1
Chiefly nylon		2258-222	06/81	98.4	98.0	98.0	0	-.3	-.3	(³)
Finished outerwear fabrics		2258-22202	06/81	(³)	97.8	97.8	0	(³)	-.3	(³)
Contract work: knitting, dyeing, or finishing of warp knit fabrics		2258-3	06/81	100.5	97.2	96.4	-.8	-4.4	-3.9	-4.5
Secondary products		2258-9	06/81	102.3	102.3	102.0	-.3	-.3	.9	1.3
Tufted carpets and rugs										
Primary products	2272		12/79	120.0	120.0	119.4	-.5	-.6	-.2	-1.3
Bathmats and sets and rugs 6 x 9 or less		2272-P	12/79	119.7	119.7	119.1	-.5	-.7	-.2	-.7
Tufted broadloom		2272-1	12/79	128.3	128.8	128.8	0	.4	.7	3.3
Tufted broadloom - nylon		2272-3	12/79	118.8	118.8	118.1	-.6	-.8	-.4	-1.9
Tufted broadloom - polyester		2272-30301	12/79	120.6	120.4	119.9	-.5	-.8	-.2	-1.6
Secondary products		2272-30303	12/79	112.1	110.8	111.3	.4	-1.1	-2.2	-1.4
Men's and boys' suits and coats										
Primary products	2311		12/80	108.5	109.8	110.9	1.1	2.2	2.6	6.0
Men's suits		2311-P	12/80	108.2	109.4	110.7	1.1	2.2	2.9	7.0
Business suits		2311-1	12/80	107.7	109.1	109.7	.6	1.6	1.9	6.5
Regular weight business suits		2311-11	12/80	107.9	109.4	109.5	.1	1.2	1.4	6.3
All wool		2311-113	12/80	108.0	108.9	109.0	.1	.6	1.0	4.8
Wool blends		2311-11341	12/80	(³)	(³)	112.4	(³)	(³)	(³)	(³)
Fabrics except all wool or wool blends		2311-11342	12/80	111.7	110.6	110.6	0	-1.0	-1.0	(³)
Light weight business suits		2311-11344	12/80	105.6	(³)	(³)	(³)	(³)	(³)	(³)
Fabrics except all wool or wool blends		2311-117	12/80	107.9	110.7	110.7	0	2.6	2.6	10.1
Men's tailored dress and sport coats and jackets		2311-11744	12/80	107.7	(³)	(³)	(³)	(³)	(³)	(³)
Business type dress and sport coats and jackets		2311-3	12/80	107.6	110.0	110.7	.7	3.1	3.3	5.1
All wool		2311-321	12/80	106.4	109.3	109.3	0	3.0	3.3	5.4
Wool blends		2311-32141	12/80	(³)	115.9	115.9	0	(³)	(³)	9.2
Fabrics except wool and cotton		2311-32142	12/80	106.2	(³)	(³)	(³)	(³)	(³)	(³)
Boys' suits, coats, and tailored jackets		2311-32144	12/80	107.8	(³)	(³)	(³)	(³)	(³)	(³)
Boys' suits		2311-4	12/80	111.6	111.4	111.4	0	-.2	1.0	6.6
Receipts for contract work on men's and boys' suits and coats		2311-411	12/80	(³)	112.1	112.1	0	(³)	(³)	(³)
Secondary products		2311-9	12/80	110.6	110.4	111.1	.6	.5	3.6	9.9
Other secondary products		2311-S	12/80	113.8	114.0	114.0	0	.2	1.6	2.4
Men's and boys' separate trousers		2311-SSS	12/80	114.5	(³)	114.8	(³)	(³)	0	.1
Secondary products		2327-S	12/80	113.2	(³)	(³)	(³)	(³)	(³)	(³)
Men's and boys' underwear										
Primary products	2322		06/82	(³)	100.0	100.0	0	(³)	(³)	(³)
Men's and boys' knit underwear		2322-P	06/82	(³)	100.0	100.0	0	(³)	(³)	(³)
Knit undershirts, except thermal		2322-1	06/82	(³)	100.0	100.0	0	(³)	(³)	(³)

See footnotes at end of table.

Table 4. Producer price indexes for the net output of selected industries and their products—Continued

Industry and product ¹	Industry code	Product code	Index base	Index			Percent change to Aug. 1982 from —			
				Apr. 1982 ²	July 1982 ²	Aug. 1982 ²	July 1982	May 1982	Feb. 1982	Aug. 1981
Men's and boys' underwear—Continued										
Undershirts, except athletic type		2322-122	06/82	(?)	100.0	100.0	0	(?)	(?)	(?)
Cotton/polyester blended fabric		2322-12226	06/82	(?)	100.0	100.0	0	(?)	(?)	(?)
Knit shorts and briefs, except thermal		2322-4	06/82	(?)	100.0	100.0	0	(?)	(?)	(?)
Cotton/polyester blended fabric		2322-466	06/82	(?)	100.0	100.0	0	(?)	(?)	(?)
Miscellaneous receipts		2322-M	06/82	(?)	100.0	100.0	0	(?)	(?)	(?)
Contract work and other miscellaneous receipts		2322-XY9	06/82	(?)	100.0	(?)	(?)	(?)	(?)	(?)
Men's and boys' separate trousers										
Primary products	2327	2327-P	12/81	103.8	104.6	104.6	0	0.4	3.8	(?)
Men's and boys' dress and sport trousers and dress shorts		2327-1	12/81	102.6	103.4	103.5	0	0	2.7	(?)
Men's dress and sport trousers, except uniform		2327-112	12/81	103.3	104.3	104.3	0	0	3.4	(?)
All wool and wool blends		2327-1121	12/81	103.6	104.8	104.8	0	0	3.8	(?)
Woven construction		2327-11213	12/81	100.8	101.0	101.4	.4	.6	1.4	(?)
All cotton and cotton blends		2327-1123	12/81	101.3	101.7	102.4	.7	1.1	(?)	(?)
Woven construction		2327-11233	12/81	103.2	106.9	106.9	0	-9	3.5	(?)
Fabrics other than wool and wool blends or cotton and cotton blends		2327-1129	12/81	(?)	106.9	(?)	(?)	(?)	(?)	(?)
Woven construction		2327-11293	12/81	104.1	104.3	104.3	0	.3	4.3	(?)
Boys' dress and sport trousers, including uniform		2327-157	12/81	100.8	101.1	101.1	0	.5	(?)	(?)
All cotton and cotton blends, other than wool		2327-15752	12/81	(?)	101.0	101.0	0	(?)	(?)	(?)
Receipts for contract work on men's and boys' trousers		2327-9	12/81	(?)	101.0	(?)	(?)	(?)	(?)	(?)
Secondary products		2327-S	12/81	(?)	100.0	(?)	(?)	(?)	(?)	(?)
Other secondary products		2327-SSS	12/81	106.2	106.2	106.2	0	2.4	6.2	(?)
Men's and boys' work clothing		2328-S	12/81	(?)	100.0	(?)	(?)	(?)	(?)	(?)
Men's and boys' work clothing										
Primary products	2328	2328-P	12/81	114.9	(?)	(?)	(?)	(?)	(?)	(?)
Men's and boys' work shirts		2328-1	12/81	100.8	99.9	99.9	.1	-2	-4	(?)
Men's and boys' work shirts		2328-111	12/81	100.2	99.6	99.6	0	-6	-4	(?)
Men's and boys' jeans and jean cut casual slacks		2328-3	12/81	98.8	98.9	98.9	0	0	-1.1	(?)
Men's jeans and jean cut casual slacks		2328-351	12/81	98.8	98.9	98.9	0	0	-1.1	(?)
Denim		2328-35126	12/81	100.2	99.2	99.2	0	-1.0	-5	(?)
Corduroy		2328-35127	12/81	100.3	99.0	99.0	0	-1.3	-5	(?)
Boys' jeans and jean cut casual stacks		2328-352	12/81	100.1	98.6	98.6	0	-1.5	-1.4	(?)
Denim		2328-35226	12/81	(?)	98.6	98.6	0	(?)	(?)	(?)
Other fabrics		2328-35229	12/81	100.0	99.6	99.6	0	0	-4	(?)
Men's and boys' other work clothing		2328-4	12/81	100.0	98.9	98.9	0	0	-1.1	(?)
Men's other work clothing		2328-451	12/81	100.4	100.9	100.7	-2	0	-1	(?)
Washable service apparel		2328-45111	12/81	100.4	101.0	100.8	-2	0	-1	(?)
One piece work suits		2328-45114	12/81	(?)	100.3	100.3	0	(?)	(?)	(?)
Dungarees and overalls		2328-45121	12/81	98.3	98.6	98.6	0	0	-1.1	(?)
Work pants		2328-45131	12/81	100.3	100.5	100.6	.1	.2	.7	(?)
Other work clothing, including jackets		2328-45139	12/81	102.7	102.4	102.4	0	-3	-1.0	(?)
Boys' other work clothing		2328-452	12/81	92.9	101.5	97.7	-3.8	-2	2.9	(?)
Receipts for contract work on men's and boys' work clothing		2328-9	12/81	100.0	100.0	100.0	0	0	0	(?)
Receipts for contract work on men's and boys' work clothing		2328-911	12/81	(?)	100.0	100.0	0	0	0	(?)
Secondary products		2328-S	12/81	(?)	100.0	100.0	0	0	0	(?)
Men's and boys' separate trousers		2328-SSS	12/81	104.5	101.6	102.5	.8	2.5	-6	(?)
Other secondary products		2327-S	12/81	99.4	(?)	(?)	(?)	(?)	(?)	(?)
Women's, misses', and juniors' dresses										
Primary products	2335	2335-P	12/80	105.6	106.3	106.3	0	.6	.5	-0.5
Contract work on women's and misses' dresses		2335-9	12/80	106.3	107.2	107.2	0	.9	1.1	.1
Secondary products		2335-S	12/80	106.4	108.3	108.3	.0	1.8	1.8	2.2
Other secondary products		2335-SSS	12/80	97.9	97.9	97.9	0	0	-4.6	-3.7
Women's and misses' suits and coats		2337-S	12/80	88.0	(?)	(?)	(?)	(?)	(?)	(?)
Women's and children's underwear and nightwear										
Primary products	2341	2341-P	06/82	(?)	100.0	100.0	0	(?)	(?)	(?)
Underwear		2341-2	06/82	(?)	100.0	100.0	0	(?)	(?)	(?)
Women's underwear		2341-21	06/82	(?)	100.0	100.0	0	(?)	(?)	(?)
Slips, half slips, and petticoats		2341-211	06/82	(?)	100.0	100.0	0	(?)	(?)	(?)
Chiefly synthetic fibers		2341-2113	06/82	(?)	100.0	100.0	0	(?)	(?)	(?)
Knit		2341-21131	06/82	(?)	100.0	100.0	0	(?)	(?)	(?)
Panties		2341-213	06/82	(?)	100.0	100.0	0	(?)	(?)	(?)
Chiefly synthetic fibers		2341-21361	06/82	(?)	100.0	100.0	0	(?)	(?)	(?)
Other women's underwear		2341-214	06/82	(?)	100.0	100.0	0	(?)	(?)	(?)
Girls', children's and infants' underwear		2341-22	06/82	(?)	100.0	100.0	0	(?)	(?)	(?)
Panties		2341-223	06/82	(?)	100.0	100.0	0	(?)	(?)	(?)
Nightwear		2341-3	06/82	(?)	100.0	100.0	0	(?)	(?)	(?)
Women's nightwear		2341-31	06/82	(?)	100.0	100.0	0	(?)	(?)	(?)
Nightgowns		2341-315	06/82	(?)	100.0	100.0	0	(?)	(?)	(?)
Chiefly synthetic fibers		2341-3153	06/82	(?)	100.0	100.0	0	(?)	(?)	(?)
Girls', children's and infants' nightwear		2341-32	06/82	(?)	100.0	(?)	(?)	(?)	(?)	(?)
Pajamas		2341-326	06/82	(?)	100.0	(?)	(?)	(?)	(?)	(?)
Brassieres and allied garments										
Primary products	2342	2342-P	06/82	(?)	99.9	99.9	0	(?)	(?)	(?)
Brassieres		2342-1	06/82	(?)	100.0	100.0	0	(?)	(?)	(?)
Bandeau		2342-14	06/82	(?)	99.9	100.0	0	(?)	(?)	(?)
Regular strap		2342-141	06/82	(?)	99.9	99.9	0	(?)	(?)	(?)
Soft cup		2342-14112	06/82	(?)	99.7	99.7	0	(?)	(?)	(?)
Contour lined cup		2342-14113	06/82	(?)	100.0	100.0	0	(?)	(?)	(?)
Other, including padded		2342-14119	06/82	(?)	100.0	100.0	0	(?)	(?)	(?)
Strapless, convertible or other bandeau bras		2342-143	06/82	(?)	100.1	101.2	1.1	(?)	(?)	(?)

See footnotes at end of table.

Table 4. Producer price indexes for the net output of selected industries and their products—Continued

Industry and product ¹	Industry code	Product code	Index base	Index			Percent change to Aug. 1982 from —			
				Apr. 1982 ²	July 1982 ²	Aug. 1982 ²	July 1982	May 1982	Feb. 1982	Aug. 1981
Brassieres and allied garments—Continued										
Other bras, including long line		2342-15	06/82	(^o)	100.0	100.0	0	(^o)	(^o)	(^o)
Girdles, corsets, combinations and accessories		2342-2	06/82	(^o)	100.0	100.0	0	(^o)	(^o)	(^o)
Girdles without opening		2342-221	06/82	(^o)	100.0	100.0	0	(^o)	(^o)	(^o)
Corsets, combinations, and accessories		2342-241	06/82	(^o)	99.8	(^o)	(^o)	(^o)	(^o)	(^o)
Secondary products		2342-S	06/82	(^o)	99.8	99.8	0	(^o)	(^o)	(^o)
Logging camps and logging contractors										
	2411		12/81	102.0	98.7	97.2	-1.5	-3.8	-3.2	(^o)
Primary products										
		2411-P	12/81	101.4	97.0	95.6	-1.5	-4.4	-4.6	(^o)
Softwood logs, bolts, and timber		2411-1	12/81	101.5	94.8	92.8	-2.2	-6.7	-7.2	(^o)
Douglas fir		2411-117	12/81	99.6	86.3	82.6	-4.3	-14.6	-18.5	(^o)
Sawlogs and bolts		2411-11744	12/81	99.5	86.4	82.1	-5.0	-14.6	-19.2	(^o)
Softwood, except Douglas fir		2411-12	12/81	102.7	100.3	99.3	-1.0	-1.9	.3	(^o)
Southern yellow pine		2411-111	12/81	97.8	99.0	99.0	0	1.3	5.1	(^o)
Sawlogs and bolts		2411-11144	12/81	98.2	99.5	99.5	0	1.3	12.0	(^o)
Spruce		2411-115	12/81	99.6	99.6	99.6	0	0	0	(^o)
Western red cedar		2411-123	12/81	102.0	102.5	105.8	3.2	(^o)	5.2	(^o)
Sawlogs and bolts		2411-12544	12/81	103.0	104.8	103.8	-9	1.4	2.3	(^o)
Hardwood logs, bolts, and timber		2411-2	12/81	101.9	101.9	102.9	1.1	1.1	1.1	(^o)
Other hardwood log species, n.e.c.		2411-221	12/81	100.0	100.0	100.0	0	0	0	(^o)
Sawlogs and bolts		2411-22144	12/81	(^o)	100.0	(^o)	(^o)	(^o)	(^o)	(^o)
Pulpwood		2411-3	12/81	102.4	100.4	98.3	-2.1	-3.9	-2.4	(^o)
Softwood		2411-31115	12/81	102.9	(^o)	97.8	(^o)	-4.8	-2.6	(^o)
Hardwood		2411-32227	12/81	101.2	101.2	99.3	-1.9	(^o)	-1.9	(^o)
Contract logging		2411-9	12/81	100.5	100.6	100.4	-2	.3	.2	(^o)
Sawmills and planing mills		2421-S	12/81	106.4	109.2	107.3	-1.7	0	5.4	(^o)
Sawmills and planing mills										
	2421		12/80	93.7	94.9	93.2	-1.9	.3	.2	-5.9
Primary products										
		2421-P	12/80	94.2	95.5	93.6	-2.0	.3	.4	-5.6
Hardwood lumber, rough and dressed, except siding		2421-1	12/80	104.5	105.1	103.6	-1.4	.2	.1	.1
Hardwood rough lumber		2421-12	12/80	103.6	104.2	102.6	-1.6	.4	.4	-1.3
Oak		2421-121	12/80	109.6	112.2	110.4	-1.7	4.1	2.1	3.2
Red, no. 1 common		2421-12111	12/80	114.1	116.9	114.1	-2.4	-1.7	1.5	.5
Other Oak		2421-12119	12/80	112.3	(^o)	(^o)	(^o)	(^o)	(^o)	(^o)
Poplar		2421-122	12/80	102.4	98.0	97.3	-7	-4.3	-5.0	-6.0
Other Poplar		2421-12219	12/80	97.5	97.2	97.2	0	-3	(^o)	-2.0
Hardwood other than Oak and Poplar		2421-129	12/80	98.1	96.0	96.4	-1.6	-2.3	-1	-4.7
Gum		2421-1291	12/80	102.5	102.5	97.5	-4.9	-4.9	.6	-4.1
No. 2 common		2421-12912	12/80	(^o)	95.0	(^o)	(^o)	(^o)	(^o)	(^o)
Other hardwoods		2421-1299	12/80	96.6	(^o)	96.2	(^o)	-1.5	-4	-5.8
Hardwood, dressed lumber, including ceiling, framing, and matched and shiplapped lumber		2421-13	12/80	109.5	110.0	109.3	-7	-7	-1.1	7.6
Other hardwood species		2421-139	12/80	97.8	98.7	97.3	-1.5	-1.6	-2.3	-2.5
Softwood lumber, rough and dressed, except siding		2421-2	12/80	92.5	94.3	92.0	-2.4	.5	.6	-6.7
Softwood lumber, rough and dressed, Eastern species, except siding		2421-3	12/80	97.2	101.2	97.7	-3.4	1.3	3.5	-1.6
Rough softwood lumber, Eastern species		2421-31	12/80	99.1	100.5	98.4	-2.1	-7	.6	-1.5
Light framing lumber 2 inch nominal thickness only		2421-312	12/80	98.7	101.6	97.9	-3.7	-1.0	(^o)	-9
Lumber and timbers over 2 inches in nominal thickness		2421-313	12/80	99.3	99.6	99.6	0	.3	.3	-2.0
Dressed softwood lumber, Eastern species		2421-32	12/80	96.3	101.5	97.4	-4.0	2.3	4.9	-1.6
Boards - lumber less than 2 inches in nominal thickness		2421-321	12/80	101.3	102.3	101.7	-6	1.6	.8	-1.6
Southern Pine		2421-32111	12/80	102.5	103.4	102.7	-7	1.6	.8	-1.9
Boards, no. 2		2421-32113	12/80	101.2	103.0	102.7	-3	2.5	(^o)	-1.1
Other Southern Pine boards		2421-32119	12/80	99.2	104.1	100.6	-3.3	2.3	3.9	-1.5
Light framing lumber 2 inch nominal thickness only		2421-322	12/80	94.4	102.6	96.0	-6.4	3.0	8.1	-9
Southern Pine		2421-3221	12/80	95.2	104.7	97.0	-7.4	3.4	9.4	.3
Dimension, no. 2		2421-32212	12/80	95.2	102.5	96.0	-6.4	2.4	10.2	-1.3
Other 2 inch Southern Pine lumber		2421-32219	12/80	93.6	105.9	97.5	-8.0	4.6	9.5	2.1
Lumber and timbers over 2 inch nominal thickness, Eastern species		2421-323	12/80	91.7	91.7	91.7	0	0	0	-6.0
Southern Pine		2421-32311	12/80	88.8	88.8	88.0	0	0	0	-7.2
Softwood lumber, rough and dressed, Western species		2421-4	12/80	90.1	90.7	89.0	-1.9	0	-1.0	-9.4
Rough softwood lumber, Western species		2421-41	12/80	94.6	92.9	91.8	-1.2	-1.3	-4.5	-6.9
Boards - lumber less than 2 inches in nominal thickness		2421-411	12/80	87.7	85.7	85.0	-9	(^o)	-3.3	-3.6
Light framing lumber 2 inch nominal thickness only		2421-412	12/80	94.9	93.0	91.6	-1.5	-1	-5.7	-9.3
Lumber and timbers over 2 inches in nominal thickness		2421-413	12/80	103.4	102.5	101.5	-1.0	(^o)	-3.8	-6.0
Dressed softwood lumber, Western species		2421-42	12/80	88.1	89.7	87.8	-2.2	.6	.8	-10.5
Boards - lumber less than 2 inches in nominal thickness		2421-421	12/80	84.1	85.6	85.1	-7	2.2	-2	-11.0
Other boards		2421-42119	12/80	68.7	(^o)	(^o)	(^o)	(^o)	(^o)	(^o)
Ponderosa Pine		2421-4212	12/80	96.5	95.4	92.3	-3.2	-1.7	-6.7	-5.1
No. 3 boards		2421-42121	12/80	79.0	79.1	69.2	-12.5	(^o)	-13.4	-18.5
No. 4 boards		2421-42122	12/80	72.3	67.4	62.7	-7.0	-7.2	-16.7	-26.5
Other boards		2421-42129	12/80	104.5	103.4	102.6	-7	.9	-4.4	.3
Western Red Cedar		2421-4214	12/80	94.5	98.2	99.7	1.5	5.4	3.7	-1.4
Other boards, Western dressed softwood		2421-4219	12/80	97.8	96.0	95.1	-9	-1.3	-4.1	-4.8
Lumber of 2 inches nominal thickness only		2421-422	12/80	89.4	91.6	88.8	-3.0	.3	2.2	-10.4
Douglas Fir		2421-4221	12/80	76.9	81.2	77.3	-4.8	2.3	5.0	-12.5
Utility 2x4 green		2421-42213	12/80	59.2	67.7	64.4	-4.8	4.9	17.1	-19.1
Other 2 inch Douglas Fir lumber		2421-42219	12/80	82.0	80.8	79.1	-2.0	-1.3	-5.4	-16.3
Ponderosa Pine		2421-4222	12/80	99.0	(^o)	95.6	(^o)	-2.1	.7	-7.7
White Fir		2421-4224	12/80	86.9	85.5	81.7	-4.4	-4.9	-5.8	-17.0
Std. and btr.		2421-42241	12/80	86.4	(^o)	80.6	(^o)	(^o)	-8.5	-17.0
Other 2 inch White Fir lumber		2421-42249	12/80	87.8	(^o)	83.8	(^o)	(^o)	-4	-17.0
Western Hemlock		2421-4225	12/80	85.5	86.1	84.3	-2.1	-1.2	4.5	-13.5
Other 2 inch Western Hemlock lumber		2421-42259	12/80	86.4	87.2	83.0	-4.8	-3.4	3.3	-15.5
Redwood 2 inch lumber		2421-4226	12/80	97.0	106.4	105.1	-1.2	6.3	(^o)	-7.4

See footnotes at end of table.

Table 4. Producer price indexes for the net output of selected industries and their products—Continued

Industry and product ¹	Industry code	Product code	Index base	Index			Percent change to Aug. 1982 from —			
				Apr. 1982 ²	July 1982 ²	Aug. 1982 ²	July 1982	May 1982	Feb. 1982	Aug. 1981
Sawmills and planing mills—Continued										
Lodgepole Pine 2 inch lumber		2421-4228	12/80	90.5	(^o)	(^o)	(^o)	(^o)	(^o)	(^o)
Other Western softwood 2 inch lumber		2421-4229	12/80	88.9	89.0	87.6	-1.6	-0.1	-1.1	-12.4
Lumber and timbers, over 2 inch nominal thickness		2421-423	12/80	93.8	91.7	90.4	-1.4	-2.9	-5.3	-9.0
Douglas Fir		2421-4231	12/80	84.4	79.1	(^o)	(^o)	(^o)	(^o)	(^o)
Other Western softwood timbers		2421-4239	12/80	100.8	101.1	(^o)	(^o)	(^o)	(^o)	(^o)
Wood chips		2421-5	12/80	98.7	97.4	97.2	-1	-1.5	-1.6	-2.5
Short tons		2421-577	12/80	103.5	103.5	103.5	0	.9	0	.9
Other industrial cut stock		2421-751	12/80	76.9	(^o)	(^o)	(^o)	(^o)	(^o)	(^o)
Softwood flooring, siding and other sawmill and planing mill products										
Products		2421-8	12/80	102.1	103.1	102.0	-1.1	1.4	1.1	0
Woodsiding		2421-813	12/80	106.5	111.1	105.0	-5.5	.3	1.7	3.6
Railway crossies and mine ties		2421-817	12/80	98.2	98.2	97.6	-5	-5	1.4	-5
Other sawmill products		2421-897	12/80	108.1	108.1	108.1	0	0	0	0
Miscellaneous receipts		2421-M	12/80	94.8	94.3	93.8	-5	.7	-2.7	-7.3
Secondary products		2421-S	12/80	89.7	88.5	87.8	-8	-1.3	-2.9	-9.3
Softwood plywood										
2436			12/80	84.5	87.2	84.8	-2.8	1.4	.9	-5.7
Primary products		2436-P	12/80	79.6	81.6	79.5	-2.5	1.7	-1.1	-8.6
Specialty softwood plywood		2436-3	12/80	85.4	92.4	92.1	-3	5.7	7.3	-2.9
Softwood veneer		2436-4	12/80	78.7	65.4	66.7	1.9	-2.9	-21.7	-20.9
Softwood plywood sheathing										
2436-5			12/80	78.3	82.9	80.3	-3.1	3.1	2.1	-7.1
Western and inland softwood plywood sheathing		2436-511	12/80	79.0	78.7	78.2	-6	.5	-3.7	-12.1
Western and inland CDX		2436-51121	12/80	72.0	71.5	71.1	-6	1.3	-5.1	-15.8
Southern softwood plywood sheathing		2436-522	12/80	77.4	88.0	82.9	-5.8	6.3	9.6	-6
Southern CDX		2436-52231	12/80	78.7	89.0	84.7	-4.8	6.9	9.6	-6
All other southern sheathing, interior		2436-52232	12/80	73.9	84.9	79.4	-6.5	5.1	11.5	(^o)
All other southern sheathing, exterior		2436-52233	12/80	74.6	86.3	78.6	-8.9	4.8	8.7	-8
Sanded softwood plywood		2436-6	12/80	82.9	84.3	81.8	-2.9	-8	0	-8.0
Western and inland sanded softwood plywood		2436-611	12/80	82.4	81.9	80.3	-2.0	-7	-2.6	-10.5
Western and inland A-C, exterior		2436-61121	12/80	81.4	79.6	78.2	-1.7	-7	-3.1	-11.4
All other western and inland sanded, interior		2436-61122	12/80	83.7	(^o)	(^o)	(^o)	(^o)	(^o)	(^o)
Secondary products		2436-S	12/80	109.5	109.1	106.5	-2.4	(^o)	1.2	2.4
Structural wood members, n.e.c.										
2439			06/81	96.9	97.7	98.1	.4	2.4	1.1	-1.1
Primary products		2439-P	06/81	96.8	97.5	97.8	.3	2.4	1.0	-1.3
Fabricated structural wood products		2439-1	06/81	96.8	97.5	97.8	.3	2.4	1.0	-1.3
Glued laminated lumber		2439-131	06/81	95.1	92.6	92.7	.1	-1.3	-3.6	-6.2
Roof trusses		2439-151	06/81	95.9	97.9	98.0	.1	3.2	2.0	-1.2
Other fabricated structural wood products		2439-198	06/81	102.3	102.7	104.8	2.1	3.0	4.3	5.2
Floor trusses		2439-19815	06/81	101.8	(^o)	105.4	(^o)	4.4	5.7	5.9
Other fabricated structural wood products, except floor trusses		2439-19825	06/81	103.3	103.3	103.6	.3	.4	1.6	3.8
Secondary products		2439-S	06/81	95.8	(^o)	99.9	(^o)	4.8	4.2	.8
Mobile homes										
2451			06/81	104.4	104.7	104.7	0	.2	1.8	3.2
Primary products		2451-P	06/81	104.5	104.8	104.8	0	.2	1.8	3.3
Mobile homes, residential		2451-1	06/81	104.6	104.9	104.9	0	.2	1.9	3.3
Single section		2451-13	06/81	104.3	104.4	104.4	0	0	2.1	2.7
Width: 12 ft.		2451-1322	06/81	104.5	104.8	104.8	0	.1	2.6	2.7
Length: 59 ft. and under		2451-13221	06/81	101.2	101.3	(^o)	(^o)	(^o)	(^o)	(^o)
Length: 60 ft. - 64 ft.		2451-13222	06/81	105.2	105.5	(^o)	(^o)	(^o)	(^o)	(^o)
Width: 14 ft. and over		2451-1344	06/81	103.7	103.5	103.5	0	-2	.7	2.7
Length: 59 ft. and under		2451-13441	06/81	102.4	(^o)	(^o)	(^o)	(^o)	(^o)	(^o)
Length: 60 ft. - 64 ft.		2451-13442	06/81	104.5	104.3	(^o)	(^o)	(^o)	(^o)	(^o)
Length: 70 ft. - 74 ft.		2451-13444	06/81	103.7	(^o)	(^o)	(^o)	(^o)	(^o)	(^o)
Length: 75 ft. and over		2451-13445	06/81	103.2	103.5	(^o)	(^o)	(^o)	(^o)	(^o)
Multi-section		2451-14	06/81	105.7	106.5	106.5	0	1.0	1.2	5.8
Doublewide		2451-141	06/81	105.7	106.5	106.5	0	1.0	1.2	5.8
24 ft. single story doublewide		2451-1411	06/81	105.9	106.8	106.8	0	.9	1.3	6.1
Length: 49 ft. and under		2451-14111	06/81	103.0	103.0	103.0	0	0	.7	1.2
Length: 50 ft. - 59 ft.		2451-14112	06/81	103.9	106.1	(^o)	(^o)	(^o)	(^o)	(^o)
Length: 60 ft. - 69 ft.		2451-14113	06/81	108.0	(^o)	(^o)	(^o)	(^o)	(^o)	(^o)
Other doublewide		2451-14129	06/81	102.8	103.0	(^o)	(^o)	(^o)	(^o)	(^o)
Secondary products		2451-S	06/81	101.8	101.4	101.4	0	-3	1.1	1.0
Wood household furniture, except upholstered										
2511			12/79	118.8	119.2	119.2	-1	.3	1.8	4.4
Primary products		2511-P	12/79	119.7	120.1	120.0	-1	.3	1.6	4.5
Wood living room, library, family room and den furniture		2511-2	12/79	119.4	119.4	118.7	-6	-6	.5	3.2
Chairs, except dining room (including rockers)		2511-231	12/79	127.0	116.9	113.8	-2.7	(^o)	(^o)	-4.4
Tables, except card and telephone tables		2511-241	12/79	118.1	119.6	119.0	-5	.8	1.3	3.2
Desks		2511-251	12/79	118.0	118.6	118.6	0	1.7	2.8	4.9
Credenzas, bookcases, and bookshelves		2511-271	12/79	124.4	125.1	125.1	0	.6	4.6	6.9
Other nonupholstered living room furniture		2511-298	12/79	116.2	116.6	115.6	-9	(^o)	.2	(^o)
Wood dining room and kitchen furniture, except cabinets										
2511-3			12/79	123.0	123.5	123.9	.3	.8	2.6	5.1
Tables, dining room, 30 x 40 inches and greater		2511-311	12/79	123.9	124.2	124.9	.6	1.0	2.6	4.8
Chairs, dining room		2511-331	12/79	124.9	125.1	125.8	.6	(^o)	2.6	5.9
Buffets and servers, dining room		2511-351	12/79	117.6	118.4	118.3	-1	-1	2.1	4.2
China and corner cabinets, dining room		2511-371	12/79	122.9	(^o)	123.7	(^o)	(^o)	3.2	5.1
Other dining room and kitchen furniture		2511-398	12/79	118.0	120.5	117.8	-2.3	-1.4	.9	3.1
Wood bedroom furniture										
2511-5			12/79	119.4	119.8	119.8	0	.3	1.8	5.0
Beds, headboards and footboards		2511-5A	12/79	119.3	119.3	119.6	.2	.2	1.5	5.6
Beds, except bunk beds		2511-511	12/79	121.1	121.1	121.1	0	0	4.0	8.2
Headboards and headboard sets		2511-513	12/79	117.0	117.0	117.4	.3	.3	.3	4.6
Dressers, vanities and dressing tables		2511-521	12/79	120.4	121.2	121.0	-2	.4	1.7	5.2
Wardrobes and wardrobe-type cabinets		2511-533	12/79	118.6	119.5	118.4	-9	-5	3.5	3.2
Chests of drawers		2511-535	12/79	118.4	118.5	118.5	0	(^o)	1.9	4.5

See footnotes at end of table.

Table 4. Producer price indexes for the net output of selected industries and their products—Continued

Industry and product ¹	Industry code	Product code	Index base	Index			Percent change to Aug. 1982 from —			
				Apr. 1982 ²	July 1982 ²	Aug. 1982 ²	July 1982	May 1982	Feb. 1982	Aug. 1981
Wood household furniture, except upholstered—Continued										
Night tables and stands		2511-561	12/79	118.9	119.2	119.8	0.5	0.8	2.2	5.8
Outdoor and unpainted wood furniture		2511-7	12/79	115.5	115.5	115.5	0	0	0	4.5
Unpainted wood furniture		2511-741	12/79	111.2	111.2	111.2	0	0	(³)	3.5
Knockdown or unassembled wood household furniture		2511-761	12/79	123.0	(³)	(³)	(³)	(³)	(³)	(³)
Miscellaneous receipts		2511-M	12/79	105.2	105.2	105.2	0	0	4.3	3.7
Secondary products		2511-S	12/79	113.8	114.6	114.5	-1	.5	2.6	3.2
Other secondary products		2511-SSS	12/79	113.5	114.2	114.2	0	.6	1.7	3.8
Upholstered wood household furniture		2512-S	12/79	112.9	114.2	113.8	-4	.5	4.8	1.8
Upholstered wood household furniture	2512		06/82	(³)	99.5	100.2	.8	(³)	(³)	(³)
Primary products		2512-P	06/82	(³)	99.4	100.2	.8	(³)	(³)	(³)
Upholstered wood household furniture		2512-1	06/82	(³)	99.4	100.2	.8	(³)	(³)	(³)
Sofas, davenports, settees, and loveseats		2512-112	06/82	(³)	99.2	100.1	.9	(³)	(³)	(³)
Chiefly rayon		2512-11233	06/82	(³)	92.2	100.0	8.4	(³)	(³)	(³)
Chiefly olefin		2512-11234	06/82	(³)	100.2	100.2	0	(³)	(³)	(³)
Chiefly nylon		2512-11235	06/82	(³)	100.0	100.2	.2	(³)	(³)	(³)
Other fibers and blends		2512-11237	06/82	(³)	100.0	100.0	0	(³)	(³)	(³)
Chairs, except reclining and rockers		2512-132	06/82	(³)	98.3	99.8	1.6	(³)	(³)	(³)
Coated fabric, including vinyl		2512-13241	06/82	(³)	100.0	100.0	0	(³)	(³)	(³)
Chiefly cotton		2512-13242	06/82	(³)	100.0	100.0	0	(³)	(³)	(³)
Chiefly rayon		2512-13243	06/82	(³)	93.9	100.0	6.4	(³)	(³)	(³)
Chiefly olefin		2512-13244	06/82	(³)	99.1	99.1	0	(³)	(³)	(³)
Other fibers and blends		2512-13245	06/82	(³)	98.4	100.1	1.8	(³)	(³)	(³)
Rockers, including swivel		2512-145	06/82	(³)	100.0	100.0	0	(³)	(³)	(³)
Reclining chairs		2512-154	06/82	(³)	101.2	101.2	0	(³)	(³)	(³)
Other upholstered wood household furniture (ottomans, hassocks, etc)		2512-198	06/82	(³)	100.0	100.0	0	(³)	(³)	(³)
Secondary products		2512-S	06/82	(³)	99.9	(³)	(³)	(³)	(³)	(³)
Metal office furniture	2522		12/79	124.5	126.3	126.3	0	1.0	3.4	6.8
Primary products		2522-P	12/79	123.6	125.7	125.7	0	.9	3.4	6.7
Seating		2522-1	12/79	121.7	123.3	123.3	0	1.5	3.1	6.1
All other chairs, except stacking		2522-115	12/79	120.7	122.8	(³)	(³)	(³)	(³)	(³)
Desks		2522-2	12/79	125.4	127.0	127.0	0	1.0	3.8	8.3
Executive desks		2522-221	12/79	133.8	133.8	(³)	(³)	(³)	(³)	(³)
Clerical and secretarial desks		2522-231	12/79	122.0	124.3	124.3	0	1.4	4.6	8.6
Cabinets and cases		2522-3	12/79	124.4	125.9	125.9	0	0	1.9	6.1
Letter file cabinets		2522-311	12/79	121.7	124.1	(³)	(³)	(³)	(³)	(³)
Other vertical file cabinets		2522-316	12/79	132.0	139.0	139.0	0	1.1	5.7	11.1
Horizontal file cabinets		2522-317	12/79	118.8	117.0	117.0	0	-5.2	-2.8	1.5
Other metal office furniture		2522-4	12/79	123.3	128.0	128.0	0	2.3	6.8	7.5
Tables and stands		2522-411	12/79	119.5	121.6	121.6	0	1.8	1.8	5.4
Miscellaneous metal office furniture		2522-498	12/79	129.5	133.4	133.4	0	3.0	7.7	9.5
Secondary products		2522-S	12/79	133.1	129.9	129.9	0	2.0	-3	6.5
Paper mill products except building paper	2621		06/81	103.6	103.2	102.7	-5	-4	-1.3	1.6
Primary products		2621-P	06/81	103.8	103.2	102.7	-4	-5	-1.3	1.6
Tissue paper stock and other machine coated paper stock		2621-A	06/81	105.4	105.4	104.6	-8	-5	-6	2.9
Sanitary paper stock		2621-A1	06/81	105.4	105.4	104.5	-8	-5	-9	2.8
Napkin stock		2621-A51	06/81	(³)	98.7	98.5	-2	(³)	(³)	(³)
Tissue paper stock, excluding sanitary and thin		2621-A81	06/81	106.2	106.3	106.3	0	.2	5.8	6.4
Newsprint		2621-1	06/81	106.4	105.5	105.5	0	-1.7	.1	2.9
Groundwood paper, uncoated		2621-2	06/81	106.1	105.5	105.5	0	0	.2	2.8
Publication and printing		2621-211	06/81	105.9	105.2	105.2	0	0	-4	2.1
Body stock for coating and other converting and miscellaneous groundwood paper		2621-231	06/81	(³)	107.2	107.2	0	(³)	(³)	(³)
Clay coated printing and converting paper		2621-3	06/81	105.3	104.9	104.5	-4	-4	-6	5.0
Coated one side, except prime-coated body stock for further coating		2621-311	06/81	110.2	110.2	110.3	.1	0	1.1	9.9
Coated two sides, except prime-coated body stock for further coating		2621-331	06/81	104.1	104.1	103.5	-6	-5	-8	4.1
No. 3 grade		2621-33111	06/81	105.9	105.9	105.2	-6	.1	-1.2	6.2
No. 5 grade		2621-33121	06/81	101.4	101.4	101.4	0	0	-2	(³)
Other grades		2621-33131	06/81	104.5	104.5	103.7	-8	-7	-9	4.0
Book paper, uncoated free sheet		2621-4	06/81	101.5	101.3	100.1	-1.2	-1	-3.4	-1.5
Writing, chemical woodpulp		2621-421	06/81	101.0	99.1	98.4	-7	-3	-4.0	-3.2
Unwatermarked bond, No. 4 grade		2621-42111	06/81	102.5	102.5	102.1	-4	-4	-6	0
Other bond, except form bond		2621-42133	06/81	102.8	(³)	101.4	(³)	-1.3	-2.6	-2.4
Form bond, 12 pound		2621-42144	06/81	99.0	(³)	90.5	(³)	(³)	-8.6	-9.5
Form bond, 15 pound		2621-42155	06/81	99.8	98.6	98.0	-6	1.4	-4.5	-3.5
Other form bond		2621-42166	06/81	100.8	104.1	104.1	0	5.8	-2.6	4.1
Other chemical woodpulp writing paper		2621-42177	06/81	100.2	92.8	92.2	-6	-6.1	-8.4	-9.3
Publication and printing		2621-441	06/81	101.7	104.3	102.1	-2.2	.2	-3.0	.2
Offset		2621-44122	06/81	102.4	102.3	101.9	-4	-4	-2.1	-4
Other book printing		2621-44133	06/81	101.0	106.3	102.2	-3.9	.8	-3.9	(³)
Body stock for coating, for shipment to establishments without papermaking equipment		2621-451	06/81	101.5	100.2	93.7	-6.5	-7.7	-7.7	(³)
Cover text		2621-465	06/81	105.7	106.4	106.4	0	.6	1.3	5.2
Cotton fiber paper and thin paper		2621-6	06/81	107.4	107.4	107.4	0	0	0	6.2
Writing, cotton fiber including cotton fiber index		2621-611	06/81	106.4	106.4	106.4	0	0	0	5.9
Thin paper		2621-671	06/81	107.8	107.8	107.8	0	0	0	6.4
Packaging and industrial converting paper, unbleached kraft		2621-7	06/81	98.3	94.4	95.7	1.3	-1.2	-3.0	-4.3
Shipping sack		2621-731	06/81	98.3	92.3	92.3	0	-4.2	-6.8	-7.7
Bag and sack, other than shipping sack		2621-751	06/81	95.8	90.9	93.8	3.1	-6	-2.1	-6.2
Other converting, 18 pounds and over		2621-761	06/81	101.0	99.8	99.8	0	.3	-1.8	-2

See footnotes at end of table.

Table 4. Producer price indexes for the net output of selected industries and their products—Continued

Industry and product ¹	Industry code	Product code	Index base	Index			Percent change to Aug. 1982 from —			
				Apr. 1982 ²	July 1982 ²	Aug. 1982 ²	July 1982	May 1982	Feb. 1982	Aug. 1981
Paper mill products except building paper—Continued										
Packaging and industrial converting paper, except unbleached										
Kraft		2621-8	06/81	103.4	102.4	102.2	-0.2	-1.2	-1.2	0.6
Shipping sack, including combination kraft and rope bleached and semibleached		2621-831	08/81	108.5	108.5	108.5	0	0	0	8.5
Bag and sack, other than shipping sack		2621-851	06/81	102.1	102.1	(?)	(?)	(?)	(?)	(?)
Other converting, 18 pounds and over		2621-861	06/81	103.0	100.0	100.0	0	-2.9	-2.9	-2.2
Glassine, greaseproof, and vegetable parchment		2621-881	06/81	101.7	101.9	(?)	(?)	(?)	(?)	(?)
Special industrial paper		2621-9	06/81	104.9	104.3	104.4	.1	-3	0	3.3
Secondary products		2621-S	06/81	98.7	99.8	98.1	-1.7	-1	-3.6	-2.5
Pulp mills		2611-S	06/81	90.7	88.8	86.5	-2.7	-3.6	-10.1	-12.8
Other secondary products		2621-SSS	06/81	(?)	90.8	(?)	(?)	(?)	(?)	(?)
Paperboard mills		2631-S	06/81	108.0	113.0	112.5	-5	4.4	3.7	8.6
Sanitary paper products		2647-S	06/81	104.4	104.0	104.2	.2	0	1.1	3.0
Corrugated and solid fiber boxes	2653		03/80	109.5	108.7	107.9	-.7	-1.5	-1.7	-1.6
Primary products		2653-P	03/80	109.8	109.0	108.2	-.7	-1.5	-1.7	-1.6
Corrugated shipping containers		2653-1	03/80	109.7	108.9	108.2	-.7	-1.4	-1.6	-1.5
For foods and beverages		2653-112	03/80	108.3	107.1	106.1	-1.0	-2.2	-2.0	-1.7
For paper and allied products		2653-113	03/80	107.9	107.4	106.2	-1.1	-2.0	-1.6	-1.5
For glass, clay, and stone products		2653-115	03/80	112.3	110.0	108.7	-1.1	-3.2	-3.1	-2.4
For metal products and machinery, equipment and supplies, except electrical		2653-116	03/80	116.4	116.3	115.6	-.6	-.6	-.1	-.1
For electrical machinery, equipment, supplies and appliances		2653-118	03/80	108.2	108.1	107.6	-.5	-.5	-.5	-.4
For all other uses not specified above		2653-119	03/80	109.6	109.2	108.8	-.3	-.7	-1.6	-1.7
Corrugated paperboard in sheets and rolls, lined and unlined		2653-3	03/80	112.2	109.6	109.2	-.4	-2.6	-2.0	-3.5
Corrugated and solid fiber pallets, pads, and partitions		2653-4	03/80	109.6	108.7	107.5	-1.1	-1.6	-4.6	-2.9
Newspaper publishing	2711		12/79	129.8	131.3	131.8	.3	.7	3.9	9.6
Primary products		2711-P	12/79	130.5	132.1	132.5	.3	.6	3.8	9.7
Circulation		2711-6	12/79	128.2	128.8	128.8	0	.4	1.9	8.1
Subscriptions		2711-61	12/79	132.5	133.2	133.2	0	.3	1.7	10.3
Through intermediary		2711-611	12/79	133.5	134.2	134.3	0	.4	2.0	10.6
Direct to reader		2711-612	12/79	125.9	125.9	125.9	0	0	0	7.7
Single copy sales		2711-62	12/79	119.3	119.9	119.9	0	.5	2.1	3.4
Through intermediary		2711-621	12/79	128.0	129.3	129.3	0	1.0	4.6	7.4
Direct to reader		2711-622	12/79	111.8	(?)	(?)	(?)	(?)	(?)	(?)
Advertising		2711-7	12/79	131.3	133.2	133.6	.3	.7	4.4	10.2
Classified advertising		2711-71	12/79	133.0	134.6	135.0	.3	.8	4.3	5.2
Commercial advertising		2711-72	12/79	130.7	132.7	133.2	.3	.6	4.4	11.9
National advertising		2711-721	12/79	142.0	144.0	146.5	1.8	1.8	6.1	18.8
Other advertising		2711-722	12/79	129.2	131.3	131.4	.1	.4	4.2	11.0
Miscellaneous receipts		2711-M	12/79	115.8	115.6	115.6	0	-.1	-.1	1.4
Secondary products		2711-S	12/79	113.8	114.1	117.2	2.8	3.1	7.6	7.7
Other, except preprinted newspaper inserts		2711-SSS	12/79	113.3	113.6	116.9	2.9	3.2	(?)	(?)
Periodical publishing	2721		12/79	127.3	128.6	128.9	.2	2.2	3.2	11.2
Primary products		2721-P	12/79	128.2	129.7	130.0	.2	2.5	3.1	11.7
Advertising		2721-A	12/79	131.0	131.2	131.6	.3	2.4	2.3	12.2
Farm periodicals		2721-2	12/79	125.7	125.7	125.7	0	0	0	11.1
General farm periodicals		2721-211	12/79	121.3	121.3	121.3	0	0	0	8.9
Business periodicals		2721-4	12/79	128.7	128.8	129.0	.2	.2	.8	8.4
Industrial periodicals		2721-411	12/79	131.1	131.4	(?)	(?)	(?)	(?)	(?)
Merchandising periodicals		2721-413	12/79	130.2	130.0	130.5	.4	.4	.9	9.0
Professional periodicals		2721-415	12/79	120.5	(?)	120.6	(?)	.1	.3	6.5
General periodicals		2721-6	12/79	132.4	132.7	133.2	.4	3.6	3.2	14.4
Women's periodicals		2721-643	12/79	129.5	129.5	(?)	(?)	(?)	(?)	(?)
General interest periodicals		2721-653	12/79	132.4	133.0	133.9	.7	1.7	4.1	13.1
General news periodicals		2721-663	12/79	136.1	136.1	136.1	0	(?)	3.0	26.3
Other periodicals		2721-73	12/79	116.2	116.2	115.2	-.9	-.9	-.9	2.6
Religious periodicals		2721-733	12/79	123.5	123.5	123.5	0	0	0	6.2
Circulation		2721-C	12/79	125.0	128.1	128.2	.1	2.6	4.1	11.1
General farm periodicals		2721-112	12/79	139.7	142.4	142.4	0	1.9	1.9	(?)
Business periodicals		2721-3	12/79	124.6	135.8	135.8	0	8.6	9.8	14.1
Industrial periodicals		2721-307	12/79	118.5	(?)	(?)	(?)	(?)	(?)	(?)
Professional periodicals		2721-317	12/79	130.1	134.2	134.2	0	3.2	4.6	10.8
General periodicals		2721-5	12/79	125.2	126.7	126.7	0	1.3	2.9	10.2
Women's periodicals		2721-54	12/79	122.0	127.6	127.6	0	4.6	4.6	9.8
Subscriptions		2721-543	12/79	119.2	130.1	130.1	0	(?)	9.1	(?)
Single copy sales		2721-545	02/80	125.0	125.0	125.0	0	(?)	0	10.5
General interest periodicals		2721-55	12/79	125.5	125.7	125.7	0	.3	3.1	9.3
Subscriptions		2721-553	12/79	127.2	127.5	127.5	0	.5	3.6	10.9
Single copy sales		2721-555	12/79	123.2	123.2	123.2	0	(?)	(?)	7.0
Subscriptions		2721-563	12/79	128.7	128.7	128.7	0	0	(?)	15.9
Other periodicals		2721-7A	12/79	120.4	122.0	123.2	.9	2.4	4.0	14.3
Religious periodicals		2721-703	12/79	129.7	133.1	135.4	1.8	4.8	8.0	11.4
Miscellaneous receipts		2721-M	12/79	105.8	105.8	105.8	0	0	.2	2.8
Contract work and other miscellaneous receipts		2721-XY9	12/79	109.5	(?)	109.5	(?)	0	(?)	5.7
Secondary products		2721-S	12/79	126.4	126.5	126.9	.3	.4	5.0	9.3
Other secondary products		2721-SSS	12/79	162.5	163.5	165.8	1.4	2.5	3.3	31.6
Book publishing		2731-S	12/79	120.1	120.1	120.2	.1	.1	5.2	6.5
Book publishing	2731		12/80	112.6	113.0	113.4	.3	.3	1.3	5.7
Primary products		2731-P	12/80	112.9	113.3	113.7	.3	.3	1.4	6.1
Textbooks		2731-1	12/80	113.9	114.5	114.5	0	.6	1.0	8.5
Elementary textbooks		2731-1A	12/80	113.3	113.3	113.3	0	0	0	7.8

See footnotes at end of table.

Table 4. Producer price indexes for the net output of selected industries and their products—Continued

Industry and product ¹	Industry code	Product code	Index base	Index			Percent change to Aug. 1982 from —			
				Apr. 1982 ²	July 1982 ²	Aug. 1982 ²	July 1982	May 1982	Feb. 1982	Aug. 1981
Book publishing—Continued										
Hardbound		2731-111	12/80	114.2	114.2	114.2	0	0	0	9.1
Paperbound		2731-112	12/80	111.1	(³)	111.1	(³)	(³)	0	4.6
High school textbooks		2731-1B	12/80	113.5	113.5	113.5	0	0	.6	11.2
Hardbound		2731-113	12/80	113.8	(³)	113.8	(³)	0	0	11.2
College textbooks		2731-1C	12/80	114.6	115.5	115.5	0	.9	1.4	9.1
Hardbound		2731-115	12/80	114.5	115.7	115.7	0	1.3	1.9	10.6
Paperbound		2731-116	12/80	115.3	(³)	114.5	(³)	(³)	(³)	(³)
Workbooks		2731-12	12/80	114.2	116.0	116.0	0	1.6	1.7	6.6
Elementary workbooks		2731-121	12/80	108.3	110.8	110.8	0	(³)	2.3	6.6
College workbooks		2731-125	12/80	123.1	123.4	(³)	(³)	(³)	(³)	(³)
Technical, scientific and professional books		2731-3	12/80	112.3	112.6	113.1	.4	.5	2.0	4.8
Medical books		2731-32	12/80	106.5	106.8	108.7	1.8	.8	-3	.5
Hardbound		2731-325	12/80	106.6	106.6	108.1	1.4	.3	(³)	-4
Paperbound		2731-327	12/80	105.9	108.1	113.8	5.3	5.3	7.5	7.5
Business books		2731-33	12/80	102.2	102.2	102.2	0	0	0	2.2
Hardbound		2731-335	12/80	100.0	100.0	100.0	0	0	0	0
Other technical, scientific and professional books		2731-34	12/80	128.7	128.7	128.7	0	0	5.7	13.4
Hardbound		2731-345	12/80	125.2	125.2	125.2	0	0	1.9	7.0
Religious books		2731-4	12/80	111.7	110.3	112.3	1.8	1.4	.8	1.9
Other religious books		2731-44	12/80	112.9	112.9	112.9	0	0	-1.1	-2
Paperbound		2731-447	12/80	124.3	124.3	124.3	0	0	0	(³)
General books		2731-5	12/80	110.4	111.2	111.0	-1	-8	1.4	4.0
Mass market books		2731-531	12/80	107.7	109.6	109.2	-4	.4	3.6	3.3
Adult trade books		2731-54	12/80	107.2	107.8	107.8	0	-2.5	1.1	6.1
Hardbound		2731-541	12/80	104.0	104.9	104.9	0	-3.8	(³)	(³)
Paperbound		2731-543	12/80	113.5	113.4	113.4	0	0	.5	11.8
Juvenile books		2731-55	12/80	98.5	98.5	98.5	0	0	0	0
General reference books		2731-7	12/80	121.1	121.1	124.3	2.7	2.7	3.3	13.4
Subscription reference books		2731-72	12/80	118.2	118.2	122.3	3.5	3.5	4.4	(³)
Encyclopedias		2731-721	12/80	118.2	118.2	122.3	3.5	3.5	4.4	(³)
Other reference books		2731-74	12/80	130.7	130.7	130.7	0	0	0	12.9
Other		2731-749	12/80	151.2	151.2	151.2	0	0	0	16.3
Secondary products		2731-S	12/80	114.9	114.9	114.9	0	.3	.3	2.7
Commercial printing, letterpress										
Primary products	2751	2751-P	06/82	(³)	100.2	100.2	0	(³)	(³)	(³)
Labels and printed rolls and sheets for packaging purposes, letterpress		2751-2	06/82	(³)	99.9	99.9	.0	(³)	(³)	(³)
Labels, custom and stock, printed, including bordered, made of paper or foil, excluding cloth		2751-2A	06/82	(³)	99.6	99.6	0	(³)	(³)	(³)
Rolls, pressure sensitive, letterpress		2751-218	06/82	(³)	100.0	100.0	0	(³)	(³)	(³)
Flexographic pressure sensitive, flat and rolls		2751-219	06/82	(³)	100.0	100.0	0	(³)	(³)	(³)
Advertising printing, letterpress		2751-5	06/82	(³)	100.0	100.0	0	(³)	(³)	(³)
Other advertising printing		2751-598	06/82	(³)	100.0	(³)	(³)	(³)	(³)	(³)
Other general job printing, letterpress		2751-6	06/82	(³)	100.0	100.0	0	(³)	(³)	(³)
All other general commercial printing, letterpress, including flexographic, n.e.c.		2751-698	06/82	(³)	100.0	(³)	(³)	(³)	(³)	(³)
Screen process printing, except textiles		2751-9	06/82	(³)	100.0	100.0	0	(³)	(³)	(³)
Decalcomanias and pressure sensitives, excluding labels		2751-911	06/82	(³)	98.5	98.5	0	(³)	(³)	(³)
Pressure sensitive, flat and rolls		2751-91217	06/82	(³)	100.0	100.0	0	(³)	(³)	(³)
Display advertising posters		2751-923	06/82	(³)	100.0	100.0	0	(³)	(³)	(³)
Counter and floor displays, point of purchase, and other display material		2751-925	06/82	(³)	100.0	100.2	.2	(³)	(³)	(³)
Printing on metal		2751-981	06/82	(³)	100.0	100.0	0	(³)	(³)	(³)
Miscellaneous receipts		2751-M	06/82	(³)	100.0	100.5	.5	(³)	(³)	(³)
Secondary products		2751-S	06/82	(³)	102.3	102.6	.3	(³)	(³)	(³)
Other secondary products		2751-SSS	06/82	(³)	103.7	103.7	0	(³)	(³)	(³)
Commercial printing, lithographic		2752-S	06/82	(³)	102.2	102.6	.4	(³)	(³)	(³)
Commercial printing, lithographic										
Primary products	2752	2752-P	06/82	(³)	100.1	100.3	.2	(³)	(³)	(³)
Magazine and periodical printing, lithographic		2752-1	06/82	(³)	100.1	100.2	.2	(³)	(³)	(³)
Magazines and periodicals, excluding Sunday supplements, sheet-fed		2752-112	06/82	(³)	99.9	99.9	0	(³)	(³)	(³)
Magazines and periodicals, excluding Sunday supplements, web-fed		2752-114	06/82	(³)	100.0	100.0	0	(³)	(³)	(³)
Labels and printed rolls and sheets for packaging purposes, lithographic		2752-2	06/82	(³)	100.3	100.3	0	(³)	(³)	(³)
Catalog and directory printing, lithographic		2752-3	06/82	(³)	100.6	101.2	.7	(³)	(³)	(³)
Catalogs, sheet-fed		2752-312	06/82	(³)	101.7	103.7	2.0	(³)	(³)	(³)
Catalogs, web-fed		2752-314	06/82	(³)	100.0	100.0	0	(³)	(³)	(³)
Financial and legal printing, lithographic		2752-4	06/82	(³)	100.5	100.6	.1	(³)	(³)	(³)
Other financial and legal printing		2752-419	06/82	(³)	100.0	(³)	(³)	(³)	(³)	(³)
Bank form printing, excluding checkbooks		2752-427	06/82	(³)	(³)	102.2	(³)	(³)	(³)	(³)
Advertising printing, lithographic		2752-5	06/82	(³)	100.0	100.1	.1	(³)	(³)	(³)
Direct mail, sheet-fed		2752-512	06/82	(³)	100.2	100.0	-2	(³)	(³)	(³)
Direct mail, web-fed		2752-514	06/82	(³)	100.0	100.4	.4	(³)	(³)	(³)
Counter and floor displays, point of purchase, and other printed display material		2752-525	06/82	(³)	100.0	100.0	0	(³)	(³)	(³)
Other advertising printing, sheet-fed		2752-551	06/82	(³)	99.7	100.0	.3	(³)	(³)	(³)
Other advertising printing, web-fed		2752-553	06/82	(³)	100.0	(³)	(³)	(³)	(³)	(³)
Other general job printing, lithographic		2752-6	06/82	(³)	100.0	100.1	.1	(³)	(³)	(³)
Newspapers, web-fed		2752-614	06/82	(³)	100.0	(³)	(³)	(³)	(³)	(³)
Business forms, excluding blank books and looseleaf forms, sheet-fed		2752-692	06/82	(³)	100.0	100.0	0	(³)	(³)	(³)

See footnotes at end of table.

Table 4. Producer price indexes for the net output of selected industries and their products—Continued

Industry and product ¹	Industry code	Product code	Index base	Index			Percent change to Aug. 1982 from —			
				Apr. 1982 ²	July 1982 ²	Aug. 1982 ²	July 1982	May 1982	Feb. 1982	Aug. 1981
Commercial printing, lithographic—Continued										
All other general commercial printing, n.e.c., sheet-fed		2752-697	06/82	(^o)	100.0	100.2	0.2	(^o)	(^o)	(^o)
All other general commercial printing, n.e.c., web-fed		2752-699	06/82	(^o)	100.0	100.4	.4	(^o)	(^o)	(^o)
Miscellaneous receipts		2752-M	06/82	(^o)	100.0	100.0	0	(^o)	(^o)	(^o)
Contract work and other miscellaneous receipts		2752-XY9	06/82	(^o)	100.0	100.0	0	(^o)	(^o)	(^o)
Secondary products		2752-S	06/82	(^o)	100.0	100.5	.5	(^o)	(^o)	(^o)
Commercial printing, letterpress		2751-S	06/82	(^o)	100.0	100.3	.3	(^o)	(^o)	(^o)
Other secondary products		2752-SSS	06/82	(^o)	100.1	102.1	2.0	(^o)	(^o)	(^o)
Manifold business forms		2761-S	06/82	(^o)	100.0	100.0	0	(^o)	(^o)	(^o)
Commercial printing, gravure	2754		06/82	(^o)	100.1	100.2	.1	(^o)	(^o)	(^o)
Primary products		2754-P	06/82	(^o)	100.1	100.2	.1	(^o)	(^o)	(^o)
Labels, custom and stock, excluding cloth		2754-22	06/82	(^o)	100.3	100.7	.4	(^o)	(^o)	(^o)
Flat, except pressure sensitive		2754-221	06/82	(^o)	100.0	100.0	0	(^o)	(^o)	(^o)
Rolls, except pressure sensitive		2754-224	06/82	(^o)	100.7	101.5	.8	(^o)	(^o)	(^o)
Printed rolls and sheets for packaging purposes, excluding bags, envelopes, pouches, etc.		2754-23	06/82	(^o)	100.4	100.0	-.3	(^o)	(^o)	(^o)
Paper, single web		2754-232	06/82	(^o)	99.9	100.1	.2	(^o)	(^o)	(^o)
Other, including multiweb structures		2754-235	06/82	(^o)	101.0	100.0	-1.0	(^o)	(^o)	(^o)
Other general job printing, gravure		2754-6	06/82	(^o)	100.0	100.4	.4	(^o)	(^o)	(^o)
All other general commercial printing, n.e.c.		2754-698	06/82	(^o)	100.0	100.6	.6	(^o)	(^o)	(^o)
Gravure plates and cylinders		2754-7	06/82	(^o)	100.0	100.1	.1	(^o)	(^o)	(^o)
Secondary products		2754-S	06/82	(^o)	99.6	99.6	0	(^o)	(^o)	(^o)
Alkalies and chlorine	2812		12/80	122.8	123.6	124.2	.5	-3.6	-2.8	5.0
Primary products		2812-P	12/80	132.5	128.9	130.4	1.2	-4.1	-5.0	5.9
Chlorine		2812-1	12/80	97.5	100.7	98.7	-2.0	1.1	-2.7	3.1
Chlorine gas		2812-111	12/80	88.4	89.5	91.1	1.7	1.5	-4.4	-3.1
Liquid chlorine		2812-115	12/80	(^o)	101.9	99.5	-2.3	1.0	-2.5	3.8
All other concentrations - liquid		2812-365	12/80	156.0	147.4	153.6	4.2	-5.4	-4.7	9.4
50 percent regular diaphragm grade		2812-36511	12/80	170.0	156.1	167.7	7.5	-7.0	-6.3	8.2
50 percent from mercury cell		2812-36512	12/80	133.2	133.1	130.3	-2.1	-2.1	-1.6	12.7
Bead caustic soda		2812-36711	03/82	(^o)	103.3	96.8	-6.3	(^o)	(^o)	(^o)
Secondary products		2812-S	12/80	106.9	114.8	114.1	-.6	-2.7	1.5	3.2
Industrial gases	2813		06/81	103.2	103.7	104.0	.3	.8	1.2	4.0
Primary products		2813-P	06/81	102.6	102.5	102.8	.2	.2	1.2	3.0
Acetylene		2813-2	06/81	110.7	110.7	111.8	1.0	1.0	1.0	12.1
Carbon dioxide		2813-3	06/81	124.7	124.3	123.6	-.6	-.7	-.2	23.6
Liquid & gas		2813-311	06/81	115.3	115.0	(^o)	(^o)	(^o)	(^o)	(^o)
Solid		2813-331	06/81	(^o)	138.9	(^o)	(^o)	(^o)	(^o)	(^o)
Nitrogen		2813-5	06/81	97.5	97.0	96.9	-.1	-.7	-.9	-3.1
Gas		2813-511	06/81	105.3	103.2	102.8	-.4	-2.4	-3.1	(^o)
Liquid		2813-622	06/81	101.7	101.7	101.7	0	0	6.4	(^o)
Other industrial gases		2813-7	06/81	101.1	101.7	102.7	1.0	1.4	2.1	4.0
Miscellaneous receipts		2813-M	06/81	108.9	114.2	114.9	.6	6.3	.6	12.1
Plastic materials and resins	2821		12/80	108.4	106.6	107.0	.4	-.7	-1.2	-3.1
Primary products		2821-P	12/80	105.3	103.2	103.9	.6	-.8	-1.2	-5.1
Thermoplastic resins		2821-3	12/80	104.7	101.9	102.7	.7	-1.1	-1.7	-6.6
Low density polyethylene resins		2821-331	12/80	94.8	83.5	85.3	2.2	-9.7	-8.0	-23.4
For film and sheeting		2821-33101	12/80	89.5	73.5	73.9	.6	-16.9	-10.9	(^o)
For blow molding		2821-34101	12/80	103.7	98.6	(^o)	(^o)	(^o)	(^o)	(^o)
Polypropylene resins		2821-351	12/80	121.1	117.7	118.6	.8	-.6	-3.6	-2.0
For injection molding		2821-35101	12/80	126.6	(^o)	126.4	(^o)	.2	-.2	(^o)
For fiber and filaments		2821-35102	12/80	114.2	107.6	108.6	1.0	-2.1	-9.3	(^o)
Styrene plastics materials		2821-361	12/80	109.3	108.5	109.1	.5	0	.2	-1.8
Rubber modified polystyrene resins		2821-36102	12/80	(^o)	100.6	100.6	0	(^o)	-2.2	(^o)
Vinyl and vinylidene resins		2821-371	12/80	88.5	91.0	92.5	1.6	2.5	-2.1	-10.7
Homopolymer resins, excluding dispersion		2821-37101	12/80	84.2	87.0	88.9	2.2	2.8	-1.7	(^o)
Copolymer resins excluding dispersion		2821-37102	12/80	96.3	(^o)	98.3	(^o)	2.7	-7.1	(^o)
Other non-engineering thermoplastic resins		2821-399	12/80	111.1	113.4	113.4	0	.5	2.2	4.5
Thermosetting resins		2821-4	12/80	108.3	109.2	109.2	0	.8	1.0	2.2
Epoxy resins		2821-411	12/80	122.6	125.4	125.4	0	2.2	(^o)	(^o)
Phenolic and other tar acid resins		2821-421	12/80	106.1	106.3	106.0	-.3	-.1	-.2	1.2
Phenolic molding compounds		2821-42101	12/80	105.8	106.0	106.0	0	0	.1	.1
Polyester resins, unsaturated		2821-431	12/80	108.6	110.5	111.3	.7	2.4	2.4	1.8
Urea - formaldehyde resins		2821-441	12/80	108.5	(^o)	107.4	(^o)	-1.0	2.0	-1.0
All other thermosetting resins		2821-499	12/80	103.2	103.7	103.5	-.2	.3	.1	0
Secondary products		2821-S	12/80	124.7	124.7	124.0	-.5	-.7	-.4	8.0
Synthetic rubber	2822		06/81	103.5	101.8	101.2	-.6	-2.3	-2.0	.2
Primary production		2822-P	06/81	103.6	101.9	101.2	-.7	-2.4	-2.1	.3
Styrene butadiene (SBR)		2822-1	06/81	97.5	95.4	94.8	-.7	-2.5	-2.7	-5.1
Styrene butadiene - solid		2822-111	06/81	97.1	94.8	94.1	-.8	-2.9	-3.1	-5.7
Specialty elastomers		2822-8	06/81	109.8	108.3	107.4	-.8	-3.0	-1.7	3.8
Noncellulosic organic fibers	2824		06/81	103.7	102.4	101.7	-.6	-1.4	-2.1	-.5
Primary products		2824-P	06/81	104.3	103.0	102.4	-.5	-1.5	-2.0	.1
Yarn and monofilament		2824-7	06/81	105.3	104.8	104.0	-.8	-.9	-1.3	2.4
Nylon and aramid, excluding producer textured yarn		2824-701	06/81	105.1	106.7	107.3	.5	1.8	2.1	6.4
Textile		2824-7012	06/81	105.5	105.1	106.0	.9	-1.2	.6	3.0
35-59 drawn equivalent denier		2824-70122	06/81	91.7	(^o)	97.2	(^o)	.9	5.4	-3.5
Polyester, excluding producer textured yarn		2824-702	06/81	105.1	102.2	104.1	1.9	1.3	-1.5	3.9
Textile, selected deniers		2824-7021	06/81	104.8	100.4	100.4	0	0	-4.1	.1
145-179 drawn equivalent denier		2824-70212	06/81	103.5	98.2	98.2	0	0	-5.2	-2.2

See footnotes at end of table.

Table 4. Producer price indexes for the net output of selected industries and their products—Continued

Industry and product ¹	Industry code	Product code	Index base	Index			Percent change to Aug. 1982 from —			
				Apr. 1982 ²	July 1982 ²	Aug. 1982 ²	July 1982	May 1982	Feb. 1982	Aug. 1981
Noncellulosic organic fibers—Continued										
Producer textured yarn and monofilament		2824-703	06/81	105.7	104.6	99.1	-5.2	-7.0	-6.1	-4.5
Carpet yarn		2824-70322	06/81	100.4	99.4	99.4	0	-2	-7	-9
Other producer textured yarn and monofilament		2824-70331	06/81	102.1	98.1	98.1	0	-3.9	(³)	-3.6
Staple, tow and fiberfill		2824-8	06/81	102.9	100.3	100.2	-1	-2.2	-3.1	-3.1
Nylon and aramid		2824-801	06/81	110.1	108.2	108.1	0	-1.3	-2.3	-2.3
Acrylic and modacrylic		2824-802	06/81	100.1	92.7	92.8	.1	-7.4	-6.0	-9.4
Up to 4 denier		2824-80201	06/81	91.3	91.3	91.6	.2	.2	.8	-7.6
Polyester		2824-803	06/81	100.0	99.0	98.7	-3	-6	-2.9	(³)
Staple and tow		2824-8031	06/81	98.7	97.6	97.3	-4	-7	-3.3	(³)
Up to 2.5 denier, excluding fiberfill		2824-80312	06/81	95.0	93.6	93.2	-5	-9	-4.3	(³)
Other staple, tow and fiberfill		2824-804	06/81	104.2	104.1	104.0	-2	.6	2.2	-7
Biological products										
Primary products	2831		03/80	108.5	108.5	108.5	0	.9	-1	3.6
Blood and blood derivatives, for human use		2831-P	03/80	107.9	107.8	107.8	0	1.1	-1	3.8
Normal human blood serum		2831-1	03/80	104.5	104.5	104.4	0	2.4	-4	9.5
Other blood derivatives or fractions, except those used for passive immunization		2831-117	03/80	71.3	(³)	71.0	(³)	(³)	-3	(³)
Vaccines, toxoids and antigens, for human use		2831-119	03/80	103.9	(³)	103.9	(³)	(³)	-4	(³)
Antigens		2831-2	12/80	108.2	108.8	108.8	0	.8	6.1	7.5
Diagnostic substances and other biologics, except for industrial use		2831-213	03/80	117.8	(³)	(³)	(³)	(³)	(³)	(³)
Allergenic extracts, including poison ivy and poison oak extracts and allergens		2831-4	03/80	113.3	113.5	113.5	.0	.9	.4	2.3
Diagnostic substances, except diagnostic allergens		2831-413	03/80	118.8	118.8	118.8	0	0	0	7.1
Vaccines, bacterins, toxoids and other antigens (except allergens) for active immunization		2831-415	03/80	113.1	(³)	(³)	(³)	(³)	(³)	(³)
Secondary products		2831-513	03/80	95.4	94.0	94.0	0	-6	-2.5	-2.3
Pharmaceuticals		2831-S	03/80	113.9	113.9	113.9	0	0	-9	4.7
Pharmaceuticals		2834-S	03/80	115.4	115.4	115.4	0	0	-2.5	4.3
Medicinal chemicals and botanical products (in bulk)										
Primary products	2833		06/82	(³)	100.0	100.0	0	(³)	(³)	(³)
Synthetic organic medicinal chemicals		2833-P	06/82	(³)	100.0	100.0	0	(³)	(³)	(³)
All other synthetic organic medicinal chemicals		2833-1	06/82	(³)	100.0	100.0	0	(³)	(³)	(³)
Other medicinals and botanicals		2833-161	06/82	(³)	100.0	100.0	0	(³)	(³)	(³)
Botanical drugs		2833-2	06/82	(³)	100.0	100.0	0	(³)	(³)	(³)
Mixtures of two or more substances for therapeutic or prophylactic use		2833-201	06/82	(³)	100.0	100.0	0	(³)	(³)	(³)
Secondary products		2833-205	06/82	(³)	100.0	100.0	0	(³)	(³)	(³)
Other secondary products		2833-S	06/82	(³)	100.0	100.0	0	(³)	(³)	(³)
Other secondary products		2833-SSS	06/82	(³)	100.0	100.0	0	(³)	(³)	(³)
Pharmaceutical preparations										
Primary products	2834		06/81	109.4	110.4	110.6	.2	.8	3.3	9.9
Pharmaceutical preparations, prescription		2834-P	06/81	109.4	110.2	110.5	.3	.8	3.7	9.5
Analgesics		2834-1	06/81	110.5	111.0	110.9	0	.2	3.4	9.8
Narcotic analgesics		2834-102	06/81	113.0	113.3	113.5	.1	0	1.9	13.5
Codeine and combinations		2834-1021	06/81	112.6	112.6	112.9	.3	-1	3.9	12.9
Codeine and combinations		2834-10211	06/81	110.7	110.7	110.7	0	0	1.9	10.7
Antiarthritics		2834-105	06/81	113.5	117.1	117.1	0	1.2	7.1	11.8
Systemic anti-infectives		2834-111	06/81	108.8	106.7	107.4	.7	-1.6	1.2	6.0
Broad and medium spectrum antibiotics		2834-1111	06/81	111.1	107.9	108.5	.5	-2.9	1.2	7.2
Broad spectrum penicillins		2834-11112	06/81	107.9	107.2	109.4	2.1	-2.7	.6	(³)
Antispasmodic/antisecretory		2834-116	06/81	110.1	111.3	111.2	0	1.1	7.7	10.9
Bronchial therapy		2834-118	06/81	98.0	98.6	98.6	0	0	.6	(³)
Cancer therapy products		2834-119	06/81	(³)	131.2	131.2	0	(³)	(³)	(³)
Cardiovascular therapy		2834-121	06/81	109.0	111.6	111.8	.2	.8	6.1	10.4
Antihypertensive drugs		2834-12119	06/81	107.0	112.6	112.6	0	1.4	7.9	11.2
Vasodilators		2834-12129	06/81	(³)	111.6	111.6	0	(³)	(³)	(³)
Other cardiovasculars		2834-12191	06/81	109.5	109.5	110.3	.7	.7	3.3	7.9
CNS stimulants		2834-123	06/81	115.5	117.4	117.4	0	0	6.7	(³)
Contraceptives (excluding devices, kits, implants, etc.)		2834-124	06/81	(³)	113.7	113.7	0	(³)	(³)	(³)
Cough and cold preparations		2834-125	06/81	112.0	113.8	114.7	.8	2.1	1.9	(³)
Dermatological preparations		2834-126	06/81	114.7	113.8	114.9	1.0	1.1	4.7	12.0
Fungicides		2834-12619	06/81	120.0	118.3	120.2	1.6	1.8	8.3	(³)
Antipruritics		2834-12641	06/81	108.3	108.3	108.5	.2	.2	.2	(³)
Diuretics		2834-128	06/81	110.0	111.1	111.1	0	10.6	7.3	11.1
Hormones		2834-135	06/81	107.2	107.2	101.6	-5.2	-5.2	-2.4	(³)
Muscle relaxants		2834-139	06/81	(³)	112.7	112.7	0	(³)	(³)	(³)
Nutrients and supplements		2834-141	06/81	112.5	115.8	116.7	.8	3.8	10.0	10.0
Ophthalmic and otic preparations		2834-142	06/81	119.3	120.6	120.6	0	1.1	1.1	20.6
Psychotherapeutics		2834-144	06/81	116.1	116.7	116.7	0	.3	4.6	14.8
Sedatives		2834-145	06/81	(³)	116.4	116.4	0	(³)	(³)	(³)
Vitamins		2834-148	06/81	(³)	106.2	106.2	0	(³)	(³)	(³)
Multivitamins		2834-14819	06/81	(³)	108.8	108.8	0	(³)	(³)	(³)
Miscellaneous prescription pharmaceutical preparations		2834-198	06/81	113.5	117.4	117.4	0	3.1	3.8	13.8
Pharmaceutical preparations, non-prescription		2834-2	06/81	107.8	109.3	110.2	.8	1.7	4.1	9.0
Analgesics, internal (except antiarthritics)		2834-201	06/81	112.3	113.4	114.8	1.2	2.2	4.7	14.1
Aspirin/aspirin-salicylate compounds		2834-20101	06/81	113.7	113.8	114.9	.9	1.0	4.5	14.7
Non-aspirin (including effervescent)		2834-20102	06/81	108.8	112.2	(³)	(³)	(³)	(³)	(³)
Antacids		2834-202	06/81	106.7	111.2	111.4	.2	4.4	5.6	11.4
Liquids		2834-20201	06/81	107.1	111.5	111.5	0	4.0	4.0	(³)
Other antacids		2834-20202	06/81	106.3	110.9	111.3	.4	4.7	6.9	11.3
Antiseptics and antibacterials		2834-206	06/81	110.3	111.3	111.3	0	.9	1.2	5.9
Cough and cold preparations		2834-208	06/81	110.7	113.9	114.8	.8	1.5	5.7	13.5
Cough syrups, elixirs, expectorants, drops, lozenges, gums, troches		2834-20819	06/81	107.4	(³)	(³)	(³)	(³)	(³)	(³)

See footnotes at end of table.

Table 4. Producer price indexes for the net output of selected industries and their products—Continued

Industry and product ¹	Industry code	Product code	Index base	Index			Percent change to Aug. 1982 from —			
				Apr. 1982 ²	July 1982 ²	Aug. 1982 ²	July 1982	May 1982	Feb. 1982	Aug. 1981
Pharmaceutical preparations—Continued										
Cold tablets, capsules (including antihistamine cold preparations)		2834-20831	06/81	112.9	(²)	(²)	(²)	(²)	(²)	(²)
Decongestants		2834-20849	06/81	111.7	112.1	112.1	0	0	0.1	(²)
Dermatologicals		2834-209	06/81	107.6	107.5	107.5	0	-1	-1	7.5
Other dermatologicals		2834-20909	06/81	108.5	108.2	108.2	0	-3	-3	(²)
External analgesics and counterirritants		2834-211	06/81	(²)	102.7	102.7	0	(²)	-9	2.7
Hematinics		2834-214	06/81	(²)	104.1	104.1	0	(²)	(²)	(²)
Hemorrhoidal preparations		2834-215	06/81	107.2	107.2	109.8	2.4	2.4	2.4	(²)
Laxatives		2834-216	06/81	102.9	105.2	105.2	0	2.2	(²)	4.6
Vitamins		2834-221	06/81	105.0	104.8	106.5	1.6	-1.2	3.6	5.5
Adult multivitamins		2834-22101	06/81	103.7	104.1	106.5	2.4	-1.2	4.6	6.4
B-complex		2834-22102	06/81	105.4	101.4	101.4	0	-3.8	-2.0	-2.0
Other vitamins		2834-22109	06/81	108.6	107.8	107.8	0	-7	2.3	5.2
Miscellaneous non-prescription pharmaceutical preparations		2834-298	06/81	105.3	106.4	106.4	0	4.1	5.9	5.4
Pharmaceutical preparations, veterinary										
Prescription		2834-301	06/81	92.6	(²)	101.5	(²)	9.6	9.8	8.4
Non-prescription		2834-302	06/81	102.7	102.7	109.8	6.9	3.8	3.6	10.2
Other non-prescription		2834-30209	06/81	102.7	(²)	105.0	(²)	(²)	-4	5.5
Miscellaneous receipts		2834-M	06/81	(²)	121.0	121.0	0	(²)	(²)	(²)
Resales		2834-Z89	06/81	(²)	121.0	121.0	0	(²)	(²)	(²)
Secondary products										
Biological products		2831-S	06/81	105.0	107.2	107.3	0	1.0	2.4	7.9
Other secondary products		2831-S	06/81	106.2	112.1	112.3	2	2.9	5.9	10.4
Other secondary products		2834-SSS	06/81	108.0	108.7	108.7	0	-1	1.1	9.1
Toilet preparations										
Primary products	2844	2844-P	03/80	127.6	123.6	123.5	-1	-11.2	-6	2.5
Shaving preparations		2844-1	03/80	126.3	127.1	127.8	.6	-1.1	2.6	7.9
Shaving soaps and creams		2844-135	03/80	126.5	133.2	136.0	2.1	-16.9	8.8	28.5
Aftershave preparations		2844-156	03/80	139.0	128.9	139.0	7.8	7.8	0	16.7
Perfume, toilet water, and cologne		2844-2	03/80	121.7	136.1	136.1	0	-25.3	14.0	37.6
Perfume		2844-2A	03/80	132.8	129.7	133.3	2.8	-2.6	1.9	11.3
Liquid and solid perfume		2844-2A	03/80	125.0	113.2	125.0	10.5	-3.0	.4	15.0
Cologne and toilet water		2844-223	03/80	130.8	100.6	130.8	30.0	-6.9	1.1	25.2
Hair preparations		2844-232	03/80	136.1	136.9	136.9	0	-2.4	2.5	9.9
Hair tonics and rinses		2844-3	03/80	120.1	119.6	118.7	-7	1.6	-1.2	2.2
Hair tonics		2844-3A	03/80	128.7	132.4	128.4	-3.1	-1.5	-2.2	7.5
Hair dressings and sprays		2844-321	03/80	124.6	126.1	124.0	-1.7	-1.7	2.4	8.3
Hair dressings		2844-3B	03/80	134.1	135.7	135.9	.2	1.3	2.5	6.4
Aerosol hair sprays		2844-341	03/80	(²)	125.0	127.6	2.1	0	(²)	11.9
Shampoos		2844-363	03/80	136.5	138.4	138.4	0	1.4	2.4	5.9
Synthetic organic detergent		2844-31	03/80	114.3	109.6	108.4	-1.0	-1.0	-4.9	-2.4
Liquid synthetic organic detergent		2844-31A	03/80	114.4	108.2	106.8	-1.3	-1.3	-6.7	-4.4
Soap shampoos		2844-316	03/80	111.8	105.5	104.0	-1.4	-1.4	-7.0	-4.6
Permanents - both home and commercial		2844-313	03/80	117.2	118.1	118.1	0	0	1.8	5.1
Hair coloring preparations		2844-337	03/80	116.4	120.5	121.4	.8	1.9	.8	5.4
Other hair preparations		2844-351	03/80	(²)	105.2	(²)	(²)	(²)	(²)	(²)
Other cosmetics and toilet preparations		2844-398	03/80	117.5	124.3	124.3	0	5.8	5.8	10.7
Creams and lotions		2844-5	03/80	127.6	131.2	131.3	.1	-2	4.2	8.0
Creams		2844-51	03/80	120.8	125.4	125.5	.1	3.5	5.7	9.2
Cleansing creams		2844-51A	03/80	124.6	128.9	129.1	.1	2.1	3.7	9.1
Foundation creams		2844-511	03/80	139.6	150.1	150.1	0	7.5	7.0	16.3
Lubricating creams, including hormone creams		2844-512	03/80	115.2	115.2	115.9	.6	.6	.6	7.2
Other creams		2844-513	03/80	(²)	140.7	140.7	0	.1	(²)	6.0
Lotions and oils		2844-514	03/80	113.7	113.7	113.7	0	0	.8	6.6
Suntan lotions and sunscreens, including oils		2844-51B	03/80	117.5	122.4	122.4	0	4.9	7.7	9.4
Hand lotions		2844-515	03/80	107.6	107.6	107.6	0	0	0	1.8
Other lotions & oils, including petroleum jellies but excluding hair, aftershave & bath oils		2844-518	03/80	(²)	129.5	129.5	0	10.9	(²)	19.0
Cosmetics		2844-519	03/80	120.6	121.0	121.0	0	.3	1.9	6.3
Lip preparations (lipstick, lip gloss, etc.)		2844-52A	03/80	130.4	139.9	140.0	.1	-8	9.4	10.2
Blushers (rouges), excluding lip rouge		2844-521	03/80	134.7	137.5	137.5	0	.7	3.5	15.3
Eye preparations (mascara, eye shadows, eye liners, eye creams, etc.)		2844-522	03/80	117.3	119.3	119.3	0	1.7	6.9	8.1
Deodorants		2844-523	03/80	121.1	142.3	142.5	.1	-3.6	19.4	5.0
Aerosol underarm deodorants		2844-52B	03/80	140.3	137.7	141.8	3.0	5.9	1.5	10.6
Liquid, cream and roll-on deodorants		2844-527	03/80	140.6	131.6	139.2	5.7	(²)	-1.0	12.8
Manicure preparations		2844-528	03/80	119.6	124.3	124.1	-2	6.0	4.7	8.2
Nail lacquers and enamels		2844-53	03/80	120.7	124.8	126.2	1.1	8.6	8.0	3.5
Powders		2844-531	03/80	134.1	139.4	139.8	.3	8.9	8.2	7.8
Face powders		2844-54	03/80	121.8	124.4	124.7	.2	2.1	2.4	8.5
Wet application powders, and other powders, including foot powders		2844-543	03/80	122.9	132.1	133.2	.9	8.4	8.4	16.3
Bath oils and salts		2844-549	03/80	118.1	119.9	119.9	0	.1	1.5	8.2
Miscellaneous receipts		2844-561	03/80	147.1	145.9	129.1	-11.5	-37.4	-12.1	-6.1
Secondary products		2844-M	03/80	128.5	86.9	80.0	-7.9	-61.0	-29.8	-37.3
Secondary products		2844-S	03/80	135.0	139.2	139.6	.3	(²)	6.4	11.4
Nitrogenous fertilizers										
Primary products	2873	2873-P	12/79	124.8	119.9	119.8	0	-3.6	-4.6	-5.5
Synthetic ammonia, nitric acid and ammonium compounds		2873-1	12/79	123.9	118.4	118.3	0	-4.0	-5.3	-5.0
Nitrate (100% NH ₄ NO ₃)		2873-1A	12/79	125.3	121.5	121.0	-4	-2.7	-3.7	-2.4
Solid nitrate		2873-1B	12/79	133.8	126.6	127.9	1.0	-2.1	-3.0	-4.5
Nitrogen solutions and other ammonium compounds		2873-152	12/79	138.2	127.2	129.2	1.6	-3.1	-5.5	-8.6
Nitrogen solutions, including mixtures containing urea (100%N)		2873-155	12/79	116.2	115.1	113.8	-1.2	-1.4	-8	1.8
Urea		2873-2	12/79	115.7	(²)	114.0	(²)	-6	1.3	4.7
Secondary products		2873-S	12/79	118.1	105.8	107.7	1.8	-9.6	-11.8	-15.0
Secondary products		2873-S	12/79	123.3	121.1	121.1	0	-1.6	-1.9	-7.6

See footnotes at end of table.

Table 4. Producer price indexes for the net output of selected industries and their products—Continued

Industry and product ¹	Industry code	Product code	Index base	Index			Percent change to Aug. 1982 from —			
				Apr. 1982 ²	July 1982 ²	Aug. 1982 ²	July 1982	May 1982	Feb. 1982	Aug. 1981
Nitrogenous fertilizers—Continued										
Phosphatic fertilizers		2874-S	12/79	104.6	97.9	97.9	0	-6.1	-6.3	-5.2
Phosphatic fertilizers	2874		12/79	115.6	114.9	111.3	-3.1	-3.0	-5.6	-4.4
Primary products		2874-P	12/79	115.0	113.7	109.9	-3.3	-3.6	-6.8	-5.0
Wet process phosphoric acid		2874-151	12/79	130.4	129.8	126.3	-2.7	-2.6	-5.6	-6.2
Superphosphate and other phosphatic fertilizer materials		2874-2	12/79	112.7	111.1	106.4	-4.2	-4.5	-8.4	-6.0
Superphosphate		2874-2A	12/79	107.8	107.8	100.5	-6.8	-6.7	-11.9	-6.9
Triple superphosphates (42% P ₂ O ₅ and above)		2874-2A1	12/79	107.5	107.8	100.1	-7.1	-6.8	-12.4	-6.6
Ammonium phosphates and other phosphatic fertilizer materials		2874-2B	12/79	114.2	112.1	108.2	-3.5	-3.9	-7.3	-5.8
Ammonium phosphates		2874-251	12/79	116.8	114.3	109.9	-3.9	-4.4	-8.2	-6.5
Mixed fertilizers, produced from one or more materials made in the same plant		2874-3	12/79	113.4	113.3	112.8	-5	-6	-1.4	.9
Complete mixed fertilizer		2874-31	12/80	106.4	106.4	105.9	-5	-6	-1.4	2.5
Complete mixed fertilizer, dry form		2874-313	12/79	113.4	113.4	112.7	-6	-6	-1.5	2.8
Complete mixed fertilizer, dry form, other N-P-K		2874-31306	12/79	(⁹)	118.2	(⁹)	(⁹)	(⁹)	(⁹)	(⁹)
Secondary products		2874-S	12/79	122.3	129.7	125.5	-3.2	2.7	5.8	3.3
Fertilizers, mixing only	2875		12/79	122.7	122.7	122.4	-2	-2	.4	1.8
Mixed fertilizers (made by plants which do not manufacture phosphatic fertilizer materials)		2875-P	12/79	122.8	122.7	122.4	-3	-1	0	2.4
Complete mixed fertilizers (guarantees N, P ₂ O ₅ and K ₂ O)		2875-2A	12/79	121.3	121.1	120.9	-2	-1	0	2.5
Complete mixed fertilizer, dry form		2875-213	12/79	122.5	122.1	121.8	-3	-4	-4	2.2
Complete mixed fertilizer, dry form, 5-10-15 N-P-K		2875-21301	12/79	124.3	124.1	123.5	-5	-7	.1	4.4
Complete mixed fertilizer, dry form, 6-24-24 N-P-K		2875-21302	12/79	112.2	112.2	111.5	-6	-6	1.6	(⁹)
Complete mixed fertilizer, dry form, 10-10-10 N-P-K		2875-21303	12/79	121.7	121.5	122.0	.4	.4	.3	2.1
Complete mixed fertilizer, dry form, 12-12-12 n-p-k		2875-21304	12/79	128.1	128.1	128.1	0	0	-4.4	(⁹)
Complete mixed fertilizer, dry form, miscellaneous N-P-K		2875-21306	12/79	122.5	122.0	121.7	-3	(⁹)	-4	2.3
Complete mixed fertilizers, liquid form		2875-227	12/79	127.7	130.7	130.8	0	2.4	3.7	5.8
Incomplete mixed fertilizers		2875-2B	12/80	111.0	111.3	110.7	-6	-2	-2	1.2
Incomplete mixed fertilizers, grades guaranteeing P ₂ O ₅ and K ₂ O only		2875-2B1	12/79	116.4	115.3	112.3	-2.6	-3.5	-1.8	-2.2
Miscellaneous receipts		2875-M	12/79	118.8	118.7	118.7	0	-3	2.5	-2
Resales		2875-Z89	12/79	118.9	118.8	118.8	0	-3	2.6	-1
Secondary products		2875-S	12/79	140.0	140.0	139.1	-6	-7	-3	.3
Agricultural chemicals, n.e.c.	2879		06/82	(⁹)	100.0	100.4	.5	(⁹)	(⁹)	(⁹)
Primary products		2879-P	06/82	(⁹)	100.0	100.6	.6	(⁹)	(⁹)	(⁹)
Insecticidal preparations primarily for agricultural, garden or health service use		2879-5	06/82	(⁹)	99.6	99.6	0	(⁹)	(⁹)	(⁹)
Containing organic compounds		2879-525	06/82	(⁹)	99.6	99.6	0	(⁹)	(⁹)	(⁹)
Other organic preparations		2879-52579	06/82	(⁹)	96.6	96.6	0	(⁹)	(⁹)	(⁹)
Herbicidal preparations primarily for agricultural, garden or health service use		2879-6	06/82	(⁹)	99.7	100.9	1.2	(⁹)	(⁹)	(⁹)
Containing organic compounds		2879-625	06/82	(⁹)	99.7	101.0	1.3	(⁹)	(⁹)	(⁹)
Other organic preparations		2879-62579	06/82	(⁹)	100.0	102.6	2.6	(⁹)	(⁹)	(⁹)
Fungicidal preparations primarily for agricultural, garden or health service use		2879-7	06/82	(⁹)	100.0	100.0	0	(⁹)	(⁹)	(⁹)
Containing organic compounds		2879-725	06/82	(⁹)	100.0	100.0	0	(⁹)	(⁹)	(⁹)
Miscellaneous organic compounds		2879-72579	06/82	(⁹)	100.0	100.0	0	(⁹)	(⁹)	(⁹)
Other pesticidal preparations primarily for agricultural, garden or health service use		2879-8	06/82	(⁹)	101.6	101.6	0	(⁹)	(⁹)	(⁹)
Household pesticidal preparations		2879-9	06/82	(⁹)	104.1	104.1	0	(⁹)	(⁹)	(⁹)
Miscellaneous household pesticidal preparations, including industrial exterminants		2879-998	06/82	(⁹)	100.9	100.9	0	(⁹)	(⁹)	(⁹)
Secondary products		2879-S	06/82	(⁹)	100.0	100.0	0	(⁹)	(⁹)	(⁹)
Explosives	2892		12/80	115.7	112.9	114.9	1.8	.8	2.3	1.6
Primary products		2892-P	12/80	116.3	113.2	115.8	2.3	1.8	3.1	1.4
Explosives manufactured in privately owned and operated establishments		2892-1	A01 12/80	116.3	113.2	115.8	2.3	1.8	3.1	1.4
High explosives		2892-11	A01 12/80	115.8	114.8	115.5	.7	.3	1.2	-1.6
Permissibles		2892-113	A01 12/80	116.7	101.5	101.0	-6	-2.3	-5.0	(⁹)
ANFO, except slurry		2892-117	A01 12/80	119.3	119.3	123.1	3.1	2.5	5.0	7.1
Water gel and slurries		2892-118	A01 12/80	(⁹)	125.6	125.9	.3	-4	1.2	(⁹)
Blasting accessories		2892-16	A01 12/80	117.2	109.1	116.0	6.3	5.1	6.4	6.9
Other blasting accessories		2892-169	A01 12/80	(⁹)	112.0	111.0	(⁹)	(⁹)	(⁹)	(⁹)
Secondary products		2892-S	12/80	107.9	103.5	100.9	-2.5	-6.7	-5.8	(⁹)
Paving mixtures and block	2951		06/81	99.3	98.2	98.0	-2	-1.1	-1.8	-1.0
Primary products		2951-P	06/81	99.0	97.8	97.5	-2	-1.2	-2.0	-1.3
Ermulsified asphalt incl. liquid additives		2951-111	06/81	101.5	98.9	98.9	0	(⁹)	-2.7	-7
Asphalt & tar paving mixtures & blocks		2951-113	06/81	97.8	96.9	96.6	-4	-9	-2.2	-1.8
Northern tier		2951-11311	06/81	100.3	100.0	99.6	-4	-6	(⁹)	.3
Central tier		2951-11312	06/81	95.3	93.5	92.9	-6	-1.3	-4.9	-5.4
Miscellaneous receipts		2951-M	06/81	96.8	94.9	94.9	0	-1.9	-6.6	-4.2
Resales		2951-Z89	06/81	97.3	94.2	94.2	0	-3.1	-8.2	-4.4
Secondary products		2951-S	06/81	109.0	109.8	109.8	0	1.6	8.0	10.1
Lubricating oils and greases	2992		12/80	106.3	106.2	106.3	.1	-4	.3	.7
Primary products		2992-P	12/80	106.3	106.3	106.4	.1	-4	.4	.7
Lubricating and similar oils		2992-1	12/80	106.2	106.2	106.4	.1	-4	.3	.7
Automotive		2992-111	12/80	105.2	105.2	105.3	.1	-7	.2	.8
Commercial		2992-1111	12/80	108.0	107.8	108.1	.3	.1	.3	1.0
Commercial motor oil		2992-11111	12/80	108.2	107.7	108.4	.6	.2	.8	2.3
Other commercial oil		2992-11112	12/80	107.8	107.8	107.8	0	0	0	0

See footnotes at end of table.

Table 4. Producer price indexes for the net output of selected industries and their products—Continued

Industry and product ¹	Industry code	Product code	Index base	Index			Percent change to Aug. 1982 from —			
				Apr. 1982 ²	July 1982 ²	Aug. 1982 ²	July 1982	May 1982	Feb. 1982	Aug. 1981
Lubricating oils and greases—Continued										
Retail		2992-1112	12/80	102.3	102.4	102.4	0.0	-1.5	0.1	0.7
Retail motor oil		2992-11121	12/80	107.5	107.6	107.7	0	-2.6	.1	1.0
Industrial		2992-121	12/80	108.6	108.9	108.9	0	.2	.5	.5
General industrial oil		2992-12111	12/80	109.6	110.1	110.1	0	.5	.5	.9
Industrial process oil		2992-12112	12/80	107.4	107.4	107.4	0	0	.8	.5
Industrial metalworking oil		2992-12113	12/80	108.5	108.3	108.3	0	-2	-2	-1.4
Lubricating greases		2992-2	12/80	107.1	106.6	106.9	.2	-1	1.3	.8
Industrial grease		2992-232	12/80	108.8	108.1	106.3	-1.6	-2.2	.1	-8
Tires and inner tubes										
Primary products	3011	3011-P	06/81	102.1	102.4	104.6	2.2	2.1	1.7	4.9
Passenger car pneumatic tires		3011-1	06/81	101.4	101.7	104.2	2.4	2.4	1.9	4.6
Radials		3011-112	06/81	101.0	102.0	102.1	.2	1.6	-1.1	4.2
Highway standard service		3011-1121	06/81	103.1	104.2	103.4	-8	1.2	-5	6.8
13" Rim diameter. Original equipment or replacement		3011-11211	06/81	103.1	104.2	103.4	-8	.6	-5	6.7
14" Rim diameter. Original equipment or replacement		3011-11212	06/81	105.2	105.4	105.4	0	0	-2	2.0
15" Rim diameter. Original equipment or replacement		3011-11213	06/81	103.1	103.5	103.3	-2	1.1	.9	5.4
Non-radials		3011-15	06/81	102.9	104.4	103.0	-1.4	.3	-1.4	7.8
Bias-Ply		3011-151	06/81	98.6	99.3	99.6	.3	0	-2.8	.1
Highway standard service		3011-1511	06/81	98.7	99.1	99.3	.2	-3	-1.3	.6
14" Rim diameter. Original equipment or replacement		3011-15112	06/81	98.3	98.8	99.0	.2	-4	-1.6	-2
15" Rim diameter. Original equipment or replacement		3011-15113	06/81	100.5	102.5	102.9	.4	.6	1.7	4.8
Bias-belted		3011-152	06/81	98.0	94.9	94.9	0	-3.1	-3.1	(³)
Truck/bus tires, including off highway		3011-2	06/81	98.5	99.6	99.9	.3	.7	-4.6	(³)
Non-radials		3011-215	06/81	101.2	101.1	105.0	3.8	3.6	4.9	3.1
Light highway truck. Original equipment or replacement		3011-21511	06/81	101.2	100.9	102.1	1.2	.7	2.2	.3
Medium/heavy highway truck. Original equipment or replacement		3011-21521	06/81	103.4	104.0	104.0	0	.1	-9	4.0
Other pneumatic and all solid tires		3011-3	06/81	97.9	96.6	93.5	-3.2	-4.6	.5	(³)
Tractor/implement tires		3011-314	06/81	103.1	102.5	102.9	.3	-1.3	.6	2.5
Rear tractor. Original equipment or replacement		3011-31421	06/81	101.6	100.7	100.9	.2	-1.5	-5	1.1
Other solid and semi-pneumatic, incl. hand lawnmower, baby carriage, tricycle, etc.		3011-342	06/81	97.2	95.0	94.6	-4	-4.8	-5.9	-4.9
Tread rubber, tire sundries, and repair materials		3011-5	06/81	(³)	105.5	105.5	0	(³)	(³)	(³)
Tread rubber		3011-511	06/81	102.5	102.5	102.6	0	-8	.2	1.8
Other tire sundries and repair materials, n.e.c.		3011-539	06/81	102.5	102.5	102.5	0	-6	-2	1.3
Secondary products		3011-S	06/81	102.7	102.7	102.7	0	0	1.1	3.2
		3011-S	06/81	104.6	104.7	104.7	0	.1	.1	(³)
Rubber and plastics footwear										
Primary products	3021	3021-P	12/80	103.6	102.6	102.5	-1	.1	-8	.8
Footwear of all rubber or all plastics		3021-1	12/80	104.0	104.2	104.6	.3	.5	1.1	2.5
Boots		3021-121	12/80	109.9	109.9	110.2	.3	.1	3.0	5.7
Lumberman and pacs		3021-131	12/80	106.5	106.5	106.5	0	0	2.3	3.9
Footwear with rubber or plastic sole vulcanized or molded to fabric uppers		3021-2	12/80	114.0	(³)	(³)	(³)	(³)	(³)	(³)
Men's footwear		3021-201	12/80	102.4	102.7	103.1	.4	.7	.5	1.7
Women's and misses' footwear		3021-205	12/80	101.6	102.3	102.4	.1	.8	.8	2.4
Secondary products		3021-S	12/80	102.8	103.0	103.4	.4	.4	.2	1.2
		3021-S	12/80	102.3	96.7	94.9	-1.8	-1.8	-7.6	-5.6
Rubber and plastics hose and belting										
Primary products	3041	3041-P	12/81	102.8	104.3	103.3	-1.0	.1	5.2	(³)
Rubber and plastics belts and belting, flat		3041-1	12/81	103.4	105.3	104.0	-1.2	.2	6.4	(³)
Light weight conveyor and elevator		3041-103	12/81	103.7	100.4	99.0	-1.4	-4.7	-4.9	(³)
Heavy duty conveyor and elevator		3041-105	12/81	103.3	103.3	(³)	(³)	(³)	(³)	(³)
Rubber hose, mandrel made, and all hydraulic		3041-3	12/81	102.7	97.8	(³)	(³)	(³)	(³)	(³)
Textile, nonhydraulic		3041-314	12/81	103.2	106.0	105.4	-6	-5	2.1	(³)
Wire, hydraulic		3041-316	12/81	(³)	100.0	100.0	0	(³)	(³)	(³)
Rubber hose, long length nonhydraulic, except garden		3041-4	12/81	105.6	110.4	109.2	-1.0	-9	3.5	(³)
Textile		3041-451	12/81	102.3	103.6	102.4	-1.2	.1	1.2	(³)
All other rubber and plastics hose		3041-6	12/81	103.0	104.7	103.1	-1.6	.1	1.6	(³)
Wrapped reinforced		3041-63	12/81	101.3	104.5	104.5	0	3.2	2.7	(³)
Machine		3041-639	12/81	102.5	113.4	113.4	0	11.2	10.9	(³)
Braided or loomed, helical reinforced		3041-663	12/81	106.1	(³)	133.6	(³)	27.2	26.4	(³)
All other rubber hose		3041-674	12/81	100.0	100.0	100.0	0	0	0	(³)
All other plastics hose		3041-68	12/81	101.2	100.6	100.7	.1	-9	-2.8	(³)
Nonhydraulic		3041-684	12/81	100.0	100.0	100.0	0	0	0	(³)
Secondary products		3041-S	12/81	(³)	100.0	100.0	0	(³)	(³)	(³)
		3041-S	12/81	100.0	100.0	100.0	0	0	0	(³)
Leather tanning and finishing										
Primary products	3111	3111-P	06/81	97.4	97.8	97.2	-6	-5	-1.8	-1.3
Finished cattle hide and kip side leather		3111-1	06/81	97.0	96.9	96.3	-6	-8	-2.7	-1.8
Grains, except offal and wetting leather		3111-1A	06/81	97.0	97.5	96.8	-8	-5	-1.9	-1.7
Bag, case, and strap leather		3111-134	06/81	98.4	99.5	98.8	-6	-2	-1.0	-5
Upper leather, including patent		3111-137	06/81	95.9	102.0	100.3	-1.6	-5	4.4	(³)
Dress and casual shoe, including all patent		3111-13711	06/81	95.8	97.1	95.3	-1.8	-1.5	-2.8	-2.8
Other upper leather		3111-13712	06/81	94.9	96.6	94.4	-2.3	-1.3	-3.0	-3.4
Garment leather		3111-142	06/81	100.4	99.6	(³)	(³)	(³)	(³)	(³)
Finished splits		3111-1C	06/81	101.9	100.9	100.9	.0	-1.2	0	(³)
Finished sheep and lamb leather		3111-3	06/81	83.8	79.4	77.3	-2.5	-5.2	-11.6	-13.6
Garment leather		3111-331	06/81	99.9	102.3	102.3	0	.7	.6	1.3
Rough, crust, and wet blue not finished in the same establishment		3111-5	06/81	99.8	100.8	(³)	(³)	(³)	(³)	(³)
Wet blue cattle hide splits		3111-512	06/81	72.7	55.7	53.9	-3.2	-16.9	-34.5	-28.4
Rough, crust and other wet blue		3111-513	06/81	67.9	46.9	(³)	(³)	(³)	(³)	(³)
Receipts for contract tanning done for others on their materials		3111-9	06/81	95.8	97.5	(³)	(³)	(³)	(³)	(³)
		3111-9	06/81	102.5	101.9	102.3	.4	-3	-2.0	2.1

See footnotes at end of table.

Table 4. Producer price indexes for the net output of selected industries and their products—Continued

Industry and product ¹	Industry code	Product code	Index base	Index			Percent change to Aug. 1982 from —			
				Apr. 1982 ²	July 1982 ²	Aug. 1982 ²	July 1982	May 1982	Feb. 1982	Aug. 1981
Men's footwear	3143		12/80	107.7	105.7	108.1	2.3	0.2	1.9	2.4
Primary products		3143-P	12/80	107.5	105.2	107.9	2.5	.2	2.2	2.5
Men's leather upper footwear		3143-1	12/80	107.9	105.4	108.4	2.8	.2	2.2	2.5
Men's leather upper dress and casual shoes		3143-111	12/80	105.8	101.1	108.3	5.1	.3	2.7	2.4
Men's leather upper boots		3143-112	12/80	111.4	112.0	112.0	0	-.3	-.8	0
Men's leather upper work shoes or boots		3143-113	12/80	110.2	110.5	110.8	.1	.2	3.1	4.4
Men's leather upper other footwear		3143-114	12/80	107.0	107.0	107.8	.8	.8	-1.3	2.9
Men's plastic upper footwear		3143-2	12/80	103.5	103.5	103.5	0	0	1.6	1.9
Men's plastic upper dress and casual shoes		3143-216	12/80	103.5	103.5	103.5	0	0	2.1	2.4
Secondary products		3143-S	12/80	107.6	107.0	107.1	.1	.8	.1	1.0
Women's footwear	3144		12/80	100.0	99.6	101.6	2.0	3.4	5.1	1.3
Primary products		3144-P	12/80	99.1	98.8	100.8	2.0	3.5	5.4	1.0
Women's leather upper footwear		3144-1	12/80	99.5	98.1	101.1	3.0	4.6	6.4	2.4
Women's leather upper dress shoes		3144-111	12/80	102.8	100.3	102.3	2.0	2.4	.3	6.9
Women's leather upper casual shoes		3144-112	12/80	96.7	98.4	98.6	.2	2.2	4.5	-3.8
Women's leather upper boots		3144-114	12/80	107.7	91.3	107.7	17.9	17.9	19.2	6.5
Women's leather upper other footwear		3144-115	12/80	109.6	110.4	110.4	0	.7	1.1	4.3
Women's plastic upper footwear		3144-2	12/80	98.3	98.6	99.2	.6	.9	5.1	-1.8
Women's plastic upper dress shoes		3144-216	12/80	104.1	(?)	104.1	(?)	0	3.3	3.3
Women's plastic upper casual shoes		3144-217	12/80	(?)	103.7	105.0	1.2	1.2	(?)	(?)
Secondary products		3144-S	12/80	111.2	110.3	113.7	3.1	(?)	5.8	(?)
Footwear, except rubber, n.e.c.	3149		12/79	108.3	108.8	109.0	.1	.5	.8	1.7
Primary products		3149-P	12/79	108.4	108.6	108.8	.2	.5	1.0	2.0
Youths' and boys' footwear		3149-1	12/79	112.1	112.8	112.8	0	0	2.8	2.6
Youths' and boys' leather upper footwear		3149-112	12/79	111.0	112.1	112.1	0	0	1.0	.6
Misses' footwear		3149-2	12/79	97.6	97.6	97.6	0	0	-.1	-2
Misses' leather upper footwear		3149-215	12/79	101.7	101.7	101.7	0	0	0	-1.1
Children's footwear		3149-3	12/79	109.0	109.2	109.7	.5	1.9	.7	2.4
Children's leather upper footwear		3149-318	12/79	110.1	110.4	111.0	.5	2.6	.8	3.0
Children's nonleather upper footwear		3149-319	12/79	106.4	106.4	106.7	.3	.3	(?)	1.1
Infants' and babies' footwear		3149-4	12/79	112.5	112.9	113.0	.1	.3	.5	1.9
Infants' and babies' leather upper footwear		3149-421	12/79	112.3	112.8	112.9	.2	.4	.6	1.0
Infants' and babies' nonleather upper footwear		3149-422	05/80	112.7	112.7	(?)	(?)	(?)	(?)	(?)
Athletic footwear, except rubber		3149-5	12/79	108.0	108.0	108.2	.2	.2	1.2	2.8
Athletic footwear designed for sports		3149-524	12/79	(?)	122.2	122.6	.3	(?)	2.0	4.7
All other footwear, except rubber, n.e.c.		3149-6	12/79	107.1	107.3	107.4	.1	.1	.4	2.8
Secondary products		3149-S	12/79	107.9	109.6	109.6	0	.5	.2	.4
Men's footwear		3143-S	12/80	101.5	102.1	102.1	0	.1	(?)	-2.5
Women's footwear		3144-S	12/80	103.5	105.6	105.6	0	.3	2.0	2.2
Other secondary products		3149-SSS	12/79	(?)	120.2	120.5	.2	(?)	3.0	3.4
Women's and children's handbags and purses	3171		06/82	(?)	100.1	99.7	-.4	(?)	(?)	(?)
Primary products		3171-P	06/82	(?)	100.1	99.6	-.5	(?)	(?)	(?)
Women's and children's handbags and purses		3171-5	06/82	(?)	100.1	99.6	-.5	(?)	(?)	(?)
All or chiefly leather		3171-511	06/82	(?)	100.2	98.6	-1.6	(?)	(?)	(?)
All or chiefly plastic		3171-551	06/82	(?)	100.0	100.0	0	(?)	(?)	(?)
Other materials, except precious metals		3171-571	06/82	(?)	100.4	100.4	0	(?)	(?)	(?)
Personal leather goods, except women's handbags and purses	3172		06/82	(?)	100.8	100.8	0	(?)	(?)	(?)
Primary products		3172-P	06/82	(?)	100.9	100.9	0	(?)	(?)	(?)
Personal leather goods, except women's handbags and purses		3172-5	06/82	(?)	100.9	100.9	0	(?)	(?)	(?)
Billfolds, wallets, French purses and clutches		3172-5A	06/82	(?)	101.3	101.3	0	(?)	(?)	(?)
Billfolds, wallets, French purses and clutches, leather		3172-511	06/82	(?)	101.1	101.1	0	(?)	(?)	(?)
Billfolds and wallets		3172-51111	06/82	(?)	103.2	103.2	0	(?)	(?)	(?)
Flat glass	3211		12/80	106.7	112.9	112.9	0	5.8	5.8	4.3
Primary products		3211-P	12/80	106.7	112.6	112.6	0	5.5	5.5	4.0
Other flat glass, made from glass produced in the same establishment		3211-4	12/80	105.9	115.8	115.8	0	9.3	9.3	9.6
Tempered glass for automobile, architectural, construction and other uses, e.g. appliances		3211-425	12/80	104.6	116.4	116.4	.0	11.2	11.2	(?)
Other flat glass		3211-498	12/80	115.6	(?)	(?)	(?)	(?)	(?)	(?)
Sheet(window), plate and float glass		3211-5	12/80	106.5	106.5	106.5	0	0	0	-2.9
.085 inch through .107 inch		3211-512	12/80	106.6	106.6	106.6	0	0	0	-4.4
.108 inch through .134 inch		3211-513	12/80	99.2	99.2	(?)	(?)	(?)	(?)	(?)
.135 inch through .199 inch		3211-514	12/80	110.6	110.6	(?)	(?)	(?)	(?)	(?)
.200 inch through .244 inch		3211-515	12/80	108.5	108.5	(?)	(?)	(?)	(?)	(?)
Glass containers	3221		06/82	(?)	100.0	100.0	0	(?)	(?)	(?)
Primary products		3221-P	06/82	(?)	100.0	100.0	0	(?)	(?)	(?)
Glass containers for domestic consumption		3221-1	06/82	(?)	100.0	100.0	0	(?)	(?)	(?)
Narrow neck containers		3221-11	06/82	(?)	99.9	99.9	0	(?)	(?)	(?)
Food		3221-111	06/82	(?)	100.0	99.9	-.1	(?)	(?)	(?)
Medicinal and health		3221-112	06/82	(?)	100.0	100.0	0	(?)	(?)	(?)
Toiletries and cosmetics		3221-114	06/82	(?)	100.0	100.0	0	(?)	(?)	(?)
Non-alcoholic beverage		3221-115	06/82	(?)	99.8	99.8	0	(?)	(?)	(?)
Non-refillable		3221-1155	06/82	(?)	99.8	99.8	0	(?)	(?)	(?)
10 to 11.9 oz		3221-11552	06/82	(?)	100.0	100.0	0	(?)	(?)	(?)
16 to 16.9 oz		3221-11554	06/82	(?)	99.6	99.6	0	(?)	(?)	(?)
17 to 33.9 oz		3221-11555	06/82	(?)	100.0	100.0	0	(?)	(?)	(?)
Beer		3221-116	06/82	(?)	100.0	100.0	0	(?)	(?)	(?)
Non-refillable		3221-1166	06/82	(?)	100.0	100.0	0	(?)	(?)	(?)

See footnotes at end of table.

Table 4. Producer price indexes for the net output of selected industries and their products—Continued

Industry and product ¹	Industry code	Product code	Index base	Index			Percent change to Aug. 1982 from —			
				Apr. 1982 ²	July 1982 ²	Aug. 1982 ²	July 1982	May 1982	Feb. 1982	Aug. 1981
Glass containers—Continued										
Under 11 oz		3221-11661	06/82	(⁹)	100.0	100.0	0	(⁹)	(⁹)	(⁹)
12 to 15.9 oz		3221-11663	06/82	(⁹)	100.0	100.0	0	(⁹)	(⁹)	(⁹)
Liquor		3221-117	06/82	(⁹)	100.0	100.0	0	(⁹)	(⁹)	(⁹)
Wine		3221-119	06/82	(⁹)	100.0	100.0	0	(⁹)	(⁹)	(⁹)
Food		3221-131	06/82	(⁹)	100.2	100.2	0	(⁹)	(⁹)	(⁹)
Hydraulic cement										
3241			06/82	(⁹)	99.8	99.2	-6	(⁹)	(⁹)	(⁹)
Primary products		3241-P	06/82	(⁹)	99.8	99.2	-6	(⁹)	(⁹)	(⁹)
Portland cement		3241-1	06/82	(⁹)	99.7	99.1	-6	(⁹)	(⁹)	(⁹)
Normal portland cement, ASTM Type I		3241-111	06/82	(⁹)	99.6	99.0	-6	(⁹)	(⁹)	(⁹)
Middle Atlantic division		3241-11112	06/82	(⁹)	95.8	(⁹)	(⁹)	(⁹)	(⁹)	(⁹)
North Central region		3241-1112	06/82	(⁹)	100.0	98.4	-1.6	(⁹)	(⁹)	(⁹)
West North Central division		3241-11122	06/82	(⁹)	100.0	(⁹)	(⁹)	(⁹)	(⁹)	(⁹)
South region		3241-1113	06/82	(⁹)	100.7	100.4	-3	(⁹)	(⁹)	(⁹)
South Atlantic division		3241-11131	06/82	(⁹)	100.0	98.4	-1.6	(⁹)	(⁹)	(⁹)
West South Central division		3241-11133	06/82	(⁹)	(⁹)	100.7	(⁹)	(⁹)	(⁹)	(⁹)
West region		3241-1114	06/82	(⁹)	100.0	100.0	0	(⁹)	(⁹)	(⁹)
Pacific division		3241-11142	06/82	(⁹)	100.0	100.0	0	(⁹)	(⁹)	(⁹)
Moderate heat of hydration (moderate sulfate resistance), ASTM Type II		3241-112	06/82	(⁹)	100.0	99.8	-2	(⁹)	(⁹)	(⁹)
Northeast region		3241-1121	06/82	(⁹)	100.6	100.5	-1	(⁹)	(⁹)	(⁹)
Middle Atlantic division		3241-11212	06/82	(⁹)	100.9	100.7	-2	(⁹)	(⁹)	(⁹)
West region		3241-1124	06/82	(⁹)	99.7	98.8	-9	(⁹)	(⁹)	(⁹)
Pacific division		3241-11242	06/82	(⁹)	99.6	98.3	-1.2	(⁹)	(⁹)	(⁹)
High early strength, ASTM Type III		3241-113	06/82	(⁹)	100.0	100.0	0	(⁹)	(⁹)	(⁹)
Other portland cements		3241-117	06/82	(⁹)	(⁹)	97.4	(⁹)	(⁹)	(⁹)	(⁹)
Concrete block and brick										
3271			06/81	101.9	102.2	102.3	.1	0.3	0.4	1.2
Primary products		3271-P	06/81	101.9	102.2	102.2	0	.2	.3	1.0
Concrete block and brick		3271-1	06/81	101.9	102.2	102.2	0	.2	.3	1.0
Structural block, aggregate		3271-11	06/81	101.0	101.3	101.4	0	.2	.3	.4
Lightweight units made with concrete weighing less than 105 lb. per cu. ft. (dry weight)		3271-111	06/81	101.4	101.7	101.7	0	.2	.1	.1
Stretcher units, aggregate		3271-1111	06/81	102.0	102.2	102.3	.1	.3	.1	.2
Stretcher units, other sizes n.e.c.		3271-11112	06/81	102.2	102.4	102.5	.1	.3	.3	.3
Other lightweight units, any size, n.e.c.		3271-1112	06/81	98.2	98.8	98.6	-2	-2	.3	-4
Stretcher units, aggregate		3271-1151	06/81	99.5	100.0	100.0	0	0	0	0
Stretcher units, 8"x8"x16"		3271-11511	06/81	97.6	100.0	100.0	0	0	0	0
Normal weight units made with concrete weighing at least 125 lb. per cu. ft. (dry weight)		3271-117	06/81	101.0	101.3	101.4	.1	.4	.6	1.2
Stretcher units, aggregate		3271-1171	06/81	101.1	101.5	101.4	0	.3	.6	1.4
Stretcher units, 8"x8"x16"		3271-11711	06/81	100.9	100.9	101.2	.3	(⁹)	1.2	1.2
Stretcher units, other sizes n.e.c.		3271-11712	06/81	101.2	101.6	101.5	-1	.3	.4	1.5
Other normal weight units, any size, n.e.c.		3271-1172	06/81	100.0	100.3	100.8	.5	.8	.8	-1
Decorative block (such as screen block, split block, slump block, shadow block, etc.)		3271-121	06/81	102.3	102.8	102.8	0	0	.5	.1
Concrete brick		3271-151	06/81	119.5	119.5	119.9	.3	.3	.3	14.1
Paving blocks		3271-161	06/81	(⁹)	103.5	103.5	0	(⁹)	(⁹)	(⁹)
Miscellaneous receipts		3271-M	06/81	102.0	101.7	102.1	.4	.4	.4	1.4
Resales		3271-Z89	06/81	101.5	101.2	101.6	.4	.4	.2	1.3
Secondary products		3271-S	06/81	102.8	103.7	103.7	0	.8	1.2	3.7
Concrete products										
3272			12/79	114.0	113.4	114.2	.7	.8	1.0	1.9
Primary products		3272-P	12/79	113.7	113.5	114.1	.5	.9	1.1	2.0
Concrete pipe		3272-1	12/79	109.9	109.3	109.8	.5	.7	.9	1.7
Culvert and storm sewer pipe		3272-16	12/80	104.3	103.2	104.1	-.9	1.5	1.9	3.0
Reinforced		3272-161	12/79	113.3	111.9	113.1	1.0	1.6	2.0	3.2
Sanitary sewer pipe		3272-17	12/80	101.4	101.4	101.4	0	0	0	1.4
Reinforced		3272-171	12/79	108.1	108.1	108.1	0	0	0	1.6
Precast concrete products		3272-2	12/79	116.1	117.1	116.8	-.3	.6	.6	2.1
Burial vaults and boxes		3272-234	12/79	119.9	119.9	120.2	.3	.3	.3	2.3
Concrete silo staves		3272-241	12/79	131.8	131.5	131.5	0	-2	-2	(⁹)
Other precast concrete products		3272-281	12/79	(⁹)	113.6	112.3	-1.2	(⁹)	1.0	1.2
Prestressed concrete products, excluding pipe		3272-3	12/79	115.9	114.5	116.6	1.9	1.6	2.1	2.4
Prestressed concrete tees and channels		3272-311	12/79	119.9	119.9	120.7	.7	.7	2.1	(⁹)
Prestressed concrete bridge beams		3272-325	12/79	(⁹)	(⁹)	112.9	(⁹)	(⁹)	-2.7	(⁹)
Miscellaneous receipts		3272-M	12/79	112.1	109.4	109.9	.5	-2.0	-2.0	-3.1
Contract work and other miscellaneous receipts		3272-XY9	12/79	126.4	126.4	126.4	0	0	0	0
Resales		3272-Z89	12/79	106.1	102.1	102.9	.8	-3.0	-3.0	-4.7
Secondary products		3272-S	12/79	120.8	115.3	121.4	5.3	5.3	5.3	8.7
Ready mixed concrete										
3273			06/81	100.7	101.2	101.0	-2	.3	1.0	1.6
Primary products		3273-P	06/81	100.8	101.1	100.9	-2	.2	.8	1.5
Ready mixed concrete		3273-111	06/81	100.8	101.1	100.9	-2	.2	.8	1.5
Miscellaneous receipts		3273-M	06/81	97.3	101.0	101.0	0	1.3	3.6	1.8
Other miscellaneous receipts and contract work		3273-XY9	06/81	99.8	103.9	103.9	0	4.5	3.3	(⁹)
Resales		3273-Z89	06/81	96.4	99.9	99.9	0	0	3.7	.9
Secondary products		3273-S	06/81	102.4	102.0	102.1	.1	.3	1.2	2.5
Gypsum products										
3275			06/81	100.6	98.3	97.5	-9	-1.7	.2	-1.8
Primary products		3275-P	06/81	101.4	99.1	98.2	-8	-1.8	.2	0
Regular gypsumboard, common sizes		3275-2	06/81	101.6	98.3	97.7	-8	-1.8	-5	-3
1/2 inch		3275-225	06/81	101.5	98.1	97.7	-4	-1.7	-3	0
Other gypsum products		3275-3	06/81	99.6	98.5	98.8	-1.7	-3.2	-6	-1.8
Type X gypsumboard		3275-315	06/81	98.9	95.8	93.5	-2.4	-4.3	-2.9	-4.7

See footnotes at end of table.

Table 4. Producer price indexes for the net output of selected industries and their products—Continued

Industry and product ¹	Industry code	Product code	Index base	Index			Percent change to Aug. 1982 from —			
				Apr. 1982 ²	July 1982 ²	Aug. 1982 ²	July 1982	May 1982	Feb. 1982	Aug. 1981
Gypsum products—Continued										
Other gypsum products, n.e.c.(incl. sheathing,coreboard,and other sizes of reg. gypsumboard)		3275-335	06/81	106.5	(^o)	105.6	(^o)	-0.6	5.0	(^o)
Abrasive products										
Primary products	3291		12/80	113.4	114.3	114.4	0.1	.4	1.6	7.3
Nonmetallic synthetic sized grain and flour abrasives		3291-P	12/80	113.5	113.9	114.0	.1	.1	1.2	7.6
Aluminum oxide		3291-1	12/80	108.0	108.0	108.0	0	0	1.1	6.2
Nonmetallic bonded abrasive products, including diamond abrasives		3291-119	12/80	108.4	108.4	108.4	0	0	0	4.1
Synthetic and natural bonded abrasives, all grinding shapes, resinoid and shellac bond		3291-2	12/80	116.5	116.7	116.9	.2	.2	.9	8.5
Reinforced		3291-2A	12/80	117.1	117.4	117.8	.4	.6	1.3	8.5
Nonreinforced		3291-237	12/80	118.5	118.9	119.2	.3	.6	2.0	9.9
Synthetic and natural bonded abrasives, all grinding shapes, rubber and other bond		3291-242	12/80	116.1	116.2	116.7	.4	.6	.8	7.4
Rubber bond		3291-2B	12/80	116.7	117.5	117.5	0	1.2	1.2	8.5
Other bond		3291-244	12/80	117.4	118.1	118.1	0	1.1	1.1	8.4
Diamond and cubic boron nitride wheel		3291-265	12/80	109.0	112.0	112.0	0	2.7	2.7	8.7
Metal bond		3291-2C	12/80	105.2	105.2	105.2	0	-1.5	-1.2	3.1
Other bond		3291-262	12/80	107.0	107.0	107.0	0	0	0	4.0
Synthetic and natural bonded abrasives, all grinding shapes, vitrified bond		3291-264	12/80	103.4	103.3	103.3	0	-3.2	-2.4	2.1
Other synthetic & natural nonmetallic abrasives & abrasive products, except coated abrasives		3291-231	12/80	121.6	121.8	122.0	.2	.3	1.2	11.9
Nonmetallic coated abrasive products and buffing wheels, polishing wheels and laps		3291-298	12/80	109.6	110.2	110.4	.2	.2	.7	.9
Cloth belts, any abrasive		3291-3	12/80	115.3	116.3	116.3	0	0	1.0	8.9
Glue bond		3291-3D	12/80	114.9	117.7	117.7	0	0	2.7	8.8
Resin and waterproof bond		3291-312	12/80	(^o)	112.8	112.8	0	0	(^o)	(^o)
Other cloth shapes, any abrasive		3291-316	12/80	115.4	118.2	118.2	0	0	2.8	9.2
Glue bond		3291-3E	12/80	115.5	115.9	115.9	0	-1	.5	8.9
Resin and waterproof bond		3291-314	12/80	119.8	119.8	119.8	0	0	0	11.3
Glue bond		3291-318	12/80	112.6	113.3	113.3	0	-1	.9	(^o)
Other, incl. paper-cloth comb., vulcanized fiber/cloth comb., vulcanized fibers, etc.		3291-324	12/80	121.3	121.3	121.3	0	0	0	(^o)
Buffing and polishing wheels and laps, any material, containing no abrasives		3291-339	12/80	115.2	115.2	115.2	0	0	.8	(^o)
Metal abrasives, including scouring pads		3291-371	12/80	112.1	112.1	112.2	.1	.1	.5	5.0
Metal soap pads, scouring pads, and other metal abrasives		3291-4	12/80	111.3	111.3	111.9	.5	.8	2.2	3.3
Secondary products		3291-459	12/80	115.9	115.9	115.9	0	0	3.1	7.3
		3291-S	12/80	(^o)	117.0	117.0	0	.7	(^o)	6.0
Mineral wool										
Primary products	3296		12/81	105.7	104.8	104.8	0	-7	2.0	(^o)
Mineral wool for structural insulation		3296-P	12/81	106.3	105.3	105.4	0	-8	2.2	(^o)
Loose fiber and granulated fiber		3296-1	12/81	105.5	103.6	103.9	.2	-1.0	-3	(^o)
Building batts, blankets, and rolls		3296-111	12/81	(^o)	102.4	99.8	-2.6	(^o)	(^o)	(^o)
R-11.0 to R-18.9		3296-135	12/81	107.2	104.8	104.7	-1	-2.4	-2.4	(^o)
Mineral wool for industrial, equipment, and appliance insulation		3296-13535	12/81	(^o)	107.5	107.3	-1	(^o)	(^o)	(^o)
Molded insulation (such as special automotive, appliance, and aerospace items)		3296-2	12/81	107.8	108.5	108.1	-4	-4	7.0	(^o)
Pipe insulation		3296-245	12/81	100.0	100.0	100.0	.0	0	0	(^o)
Other mineral wool for insulation		3296-261	12/81	(^o)	103.2	102.1	-1.1	(^o)	(^o)	(^o)
		3296-298	12/81	(^o)	104.4	104.4	0	(^o)	(^o)	(^o)
Blast furnaces and steel mills										
Primary products	3312		06/82	(^o)	99.8	99.8	0	(^o)	(^o)	(^o)
Open die or smith forgings (hammer or press), ferrous		3312-P	06/82	(^o)	99.8	99.8	-1	(^o)	(^o)	(^o)
Alloy steel, excluding stainless and hi-temp		3312-B	06/82	(^o)	99.9	99.7	-2	(^o)	(^o)	(^o)
Other steel mill products, except wire products		3312-B63	06/82	(^o)	99.9	99.9	0	(^o)	(^o)	(^o)
Wheels, rolled and forged		3312-C	06/82	(^o)	100.0	100.0	0	(^o)	(^o)	(^o)
Coke oven and blast furnace products		3312-C19	06/82	(^o)	100.0	(^o)	(^o)	(^o)	(^o)	(^o)
Coke oven products		3312-1	06/82	(^o)	100.5	100.3	-3	(^o)	(^o)	(^o)
Coke, except screenings and breeze		3312-1A	06/82	(^o)	100.7	100.2	-6	(^o)	(^o)	(^o)
Furnace coke		3312-111	06/82	(^o)	101.0	100.8	-2	(^o)	(^o)	(^o)
Foundry coke		3312-11111	06/82	(^o)	101.2	(^o)	(^o)	(^o)	(^o)	(^o)
Crude tar		3312-11112	06/82	(^o)	100.8	99.6	-1.1	(^o)	(^o)	(^o)
Blast furnace products		3312-151	06/82	(^o)	100.0	(^o)	(^o)	(^o)	(^o)	(^o)
Pig iron		3312-1B	06/82	(^o)	100.0	100.5	.5	(^o)	(^o)	(^o)
Steel ingots and semifinished shapes and forms		3312-191	06/82	(^o)	100.0	100.7	.7	(^o)	(^o)	(^o)
Billets, carbon		3312-2	06/82	(^o)	100.0	99.9	-1	(^o)	(^o)	(^o)
Wire rods, carbon		3312-21311	06/82	(^o)	100.0	100.0	0	(^o)	(^o)	(^o)
Semifinished products (excluding wire rods), alloy		3312-219	06/82	(^o)	100.0	99.9	-1	(^o)	(^o)	(^o)
Billets, alloy		3312-236	06/82	(^o)	100.0	100.0	0	(^o)	(^o)	(^o)
Semifinished products (excluding wire rods), stainless		3312-23611	06/82	(^o)	100.0	100.0	0	(^o)	(^o)	(^o)
Wire rods, stainless		3312-256	06/82	(^o)	100.0	100.0	0	(^o)	(^o)	(^o)
Tin mill products, h.r. sheets and strip (incl. metallic coated and electrical)		3312-259	06/82	(^o)	100.0	(^o)	(^o)	(^o)	(^o)	(^o)
Sheets, h.r., carbon		3312-3	06/82	(^o)	99.8	100.0	.2	(^o)	(^o)	(^o)
Sheets and strip, hot dipped galvanized, carbon		3312-311	06/82	(^o)	99.6	99.7	.1	(^o)	(^o)	(^o)
Sheets and strip, electrolytic galvanized, carbon		3312-313	06/82	(^o)	100.0	99.9	-1	(^o)	(^o)	(^o)
Other metallic coated sheets and strip, carbon		3312-315	06/82	(^o)	100.0	(^o)	(^o)	(^o)	(^o)	(^o)
Strip, h.r., carbon		3312-317	06/82	(^o)	100.0	100.0	0	(^o)	(^o)	(^o)
Blackplate		3312-319	06/82	(^o)	99.9	99.9	0	(^o)	(^o)	(^o)
Tinplate		3312-324	06/82	(^o)	100.0	100.0	0	(^o)	(^o)	(^o)
Tin free steel		3312-326	06/82	(^o)	100.0	99.6	-4	(^o)	(^o)	(^o)
Sheets, h.r., alloy		3312-328	06/82	(^o)	100.0	99.4	-6	(^o)	(^o)	(^o)
		3312-331	06/82	(^o)	100.0	101.1	1.1	(^o)	(^o)	(^o)

See footnotes at end of table.

Table 4. Producer price indexes for the net output of selected industries and their products—Continued

Industry and product ¹	Industry code	Product code	Index base	Index			Percent change to Aug. 1982 from —				
				Apr. 1982 ²	July 1982 ²	Aug. 1982 ²	July 1982	May 1982	Feb. 1982	Aug. 1981	
Blast furnaces and steel mills—Continued											
Sheets and strip, electrical, alloy		3312-335	06/82	(?)	100.0	100.0	0	(?)	(?)	(?)	(?)
Hot rolled bars, plates and structural shapes		3312-4	06/82	(?)	99.4	99.0	-5	(?)	(?)	(?)	(?)
Plates (other than floor plates), carbon		3312-413	06/82	(?)	100.0	99.2	-8	(?)	(?)	(?)	(?)
Heavy structural shapes, carbon		3312-41511	06/82	(?)	96.7	95.1	-1.7	(?)	(?)	(?)	(?)
Bars, h.r., carbon		3312-422	06/82	(?)	99.9	99.9	0	(?)	(?)	(?)	(?)
Bars, h.r., carbon, merchant quality		3312-42211	06/82	(?)	99.8	99.8	-1	(?)	(?)	(?)	(?)
Bars, h.r., carbon, special quality		3312-42212	06/82	(?)	100.0	100.0	0	(?)	(?)	(?)	(?)
Bars, light structurals, carbon		3312-424	06/82	(?)	99.0	99.1	.2	(?)	(?)	(?)	(?)
Concrete reinforcing bars, carbon		3312-425	06/82	(?)	99.2	99.0	-2	(?)	(?)	(?)	(?)
Plates, alloy		3312-431	06/82	(?)	100.0	100.0	0	(?)	(?)	(?)	(?)
Heavy structural shapes, alloy		3312-435	06/82	(?)	100.0	100.0	0	(?)	(?)	(?)	(?)
Bars, h.r. (incl. light structurals), alloy		3312-441	06/82	(?)	100.0	99.9	-1	(?)	(?)	(?)	(?)
Tool steel, high speed, alloy		3312-448	06/82	(?)	100.6	100.6	0	(?)	(?)	(?)	(?)
Tool steel, other than high speed, alloy		3312-449	06/82	(?)	100.0	100.0	0	(?)	(?)	(?)	(?)
Plates, stainless		3312-453	06/82	(?)	99.7	98.5	-1.2	(?)	(?)	(?)	(?)
Bars, h.r., stainless		3312-461	06/82	(?)	100.0	100.0	0	(?)	(?)	(?)	(?)
Steel wire		3312-5	06/82	(?)	100.0	100.0	0	(?)	(?)	(?)	(?)
Carbon wire		3312-5A	06/82	(?)	100.0	100.0	0	(?)	(?)	(?)	(?)
Plain wire, carbon		3312-511	06/82	(?)	100.0	100.0	0	(?)	(?)	(?)	(?)
Galvanized wire, carbon		3312-515	06/82	(?)	100.0	100.2	.2	(?)	(?)	(?)	(?)
Steel pipe and tubes		3312-6	06/82	(?)	100.0	100.0	0	(?)	(?)	(?)	(?)
Pipe and oil country tubular goods, carbon		3312-6A	06/82	(?)	100.0	100.0	0	(?)	(?)	(?)	(?)
Standard pipe, carbon		3312-611	06/82	(?)	100.0	100.0	0	(?)	(?)	(?)	(?)
Line pipe, carbon		3312-612	06/82	(?)	100.0	100.0	0	(?)	(?)	(?)	(?)
Oil country tubular goods, carbon		3312-619	06/82	(?)	100.0	100.0	0	(?)	(?)	(?)	(?)
Casing (OCTG), carbon		3312-61911	06/82	(?)	100.0	100.0	0	(?)	(?)	(?)	(?)
Pipe and tubing, alloy		3312-6E	06/82	(?)	100.0	100.0	0	(?)	(?)	(?)	(?)
Oil country tubular goods, alloy		3312-633	06/82	(?)	100.0	100.0	0	(?)	(?)	(?)	(?)
Casing (OCTG), alloy		3312-63311	06/82	(?)	100.0	100.0	0	(?)	(?)	(?)	(?)
Cold rolled sheets and strip (excl. metallic coated and electrical)		3312-7	06/82	(?)	99.8	99.8	0	(?)	(?)	(?)	(?)
Sheets, c.r., carbon		3312-711	06/82	(?)	99.8	99.8	0	(?)	(?)	(?)	(?)
Strip, c.r., carbon		3312-715	06/82	(?)	100.0	(?)	(?)	(?)	(?)	(?)	(?)
Sheets, c.r., stainless		3312-751	06/82	(?)	100.0	100.0	0	(?)	(?)	(?)	(?)
Cold finished bars		3312-8	06/82	(?)	101.7	101.7	0	(?)	(?)	(?)	(?)
Bars, c.f., stainless		3312-851	06/82	(?)	99.7	99.7	0	(?)	(?)	(?)	(?)
Bars, c.f., stainless, 300 series		3312-85111	06/82	(?)	99.6	99.6	0	(?)	(?)	(?)	(?)
Secondary products		3312-S	06/82	(?)	99.5	101.1	1.6	(?)	(?)	(?)	(?)
Other secondary products		3312-SSS	06/82	(?)	(?)	108.2	(?)	(?)	(?)	(?)	(?)
Steel wire products		3315-S	06/82	(?)	98.7	98.6	0	(?)	(?)	(?)	(?)
Steel wire and related products - mfpm	3315		06/82	(?)	98.6	98.5	-1	(?)	(?)	(?)	(?)
Primary products		3315-P	06/82	(?)	98.4	98.4	-1	(?)	(?)	(?)	(?)
Noninsulated ferrous wire rope, cable and strand		3315-1	06/82	(?)	100.4	99.6	-8	(?)	(?)	(?)	(?)
Wire rope and cable		3315-111	06/82	(?)	100.4	99.3	-1.1	(?)	(?)	(?)	(?)
Steel nails and spikes		3315-2	06/82	(?)	100.0	99.7	-3	(?)	(?)	(?)	(?)
Steel wire nails		3315-2A	06/82	(?)	100.0	99.3	-7	(?)	(?)	(?)	(?)
Bright nails		3315-211	06/82	(?)	100.0	98.4	-1.6	(?)	(?)	(?)	(?)
Wire staples and tacks, cut nails and spikes		3315-2B	06/82	(?)	100.0	100.0	0	(?)	(?)	(?)	(?)
Steel wire staples		3315-223	06/82	(?)	100.0	100.0	0	(?)	(?)	(?)	(?)
Steel wire		3315-5	06/82	(?)	99.4	99.4	0	(?)	(?)	(?)	(?)
Carbon wire		3315-5A	06/82	(?)	99.5	99.6	.1	(?)	(?)	(?)	(?)
Plain wire, carbon		3315-511	06/82	(?)	100.1	100.2	.1	(?)	(?)	(?)	(?)
Galvanized wire, carbon		3315-515	06/82	(?)	97.7	97.7	0	(?)	(?)	(?)	(?)
Other coated wire, carbon		3315-519	06/82	(?)	99.0	99.1	.1	(?)	(?)	(?)	(?)
Stainless wire		3315-551	06/82	(?)	98.8	97.6	-1.2	(?)	(?)	(?)	(?)
Other fabricated ferrous wire products		3315-9	06/82	(?)	94.3	94.9	.7	(?)	(?)	(?)	(?)
Other wire products		3315-998	06/82	(?)	100.0	100.0	0	(?)	(?)	(?)	(?)
Secondary products		3315-S	06/82	(?)	100.0	99.7	-3	(?)	(?)	(?)	(?)
Cold finishing of steel shapes - mfpm	3316		06/82	(?)	99.9	100.0	.1	(?)	(?)	(?)	(?)
Primary products		3316-P	06/82	(?)	99.9	100.0	.1	(?)	(?)	(?)	(?)
Cold rolled sheets and strip		3316-7	06/82	(?)	99.6	99.5	0	(?)	(?)	(?)	(?)
Strip, c.r., carbon		3316-715	06/82	(?)	100.0	100.4	.4	(?)	(?)	(?)	(?)
Cold finished bars		3316-8	06/82	(?)	100.3	100.7	.4	(?)	(?)	(?)	(?)
Bars, c.f., carbon		3316-811	06/82	(?)	99.8	100.4	.5	(?)	(?)	(?)	(?)
Bars, c.f., alloy		3316-831	06/82	(?)	100.3	100.3	0	(?)	(?)	(?)	(?)
Secondary products		3316-S	06/82	(?)	100.0	100.0	0	(?)	(?)	(?)	(?)
Steel pipe and tubes - mfpm	3317		06/82	(?)	99.5	98.9	-.7	(?)	(?)	(?)	(?)
Primary products		3317-P	06/82	(?)	99.5	98.8	-.7	(?)	(?)	(?)	(?)
Steel pipe and tubes		3317-6	06/82	(?)	99.5	98.8	-.7	(?)	(?)	(?)	(?)
Pipe and oil country tubular goods, carbon		3317-6A	06/82	(?)	97.8	97.5	-.3	(?)	(?)	(?)	(?)
Standard pipe, carbon		3317-611	06/82	(?)	99.3	98.6	-.7	(?)	(?)	(?)	(?)
Line pipe, carbon		3317-612	06/82	(?)	100.0	100.0	0	(?)	(?)	(?)	(?)
Oil country tubular goods, carbon		3317-619	06/82	(?)	94.6	94.6	0	(?)	(?)	(?)	(?)
Casing (OCTG), carbon		3317-61911	06/82	(?)	94.2	94.2	0	(?)	(?)	(?)	(?)
Tubing (OCTG), carbon		3317-61912	06/82	(?)	96.5	(?)	(?)	(?)	(?)	(?)	(?)
Pressure tubing, carbon		3317-6B	06/82	(?)	97.9	95.2	-2.8	(?)	(?)	(?)	(?)
Pressure tubing, seamless, carbon		3317-621	06/82	(?)	96.6	91.0	-5.8	(?)	(?)	(?)	(?)
Pressure tubing, welded, carbon		3317-622	06/82	(?)	99.2	99.2	0	(?)	(?)	(?)	(?)
Mechanical tubing, carbon		3317-6C	06/82	(?)	99.8	99.8	0	(?)	(?)	(?)	(?)
Mechanical tubing, seamless, carbon		3317-623	06/82	(?)	100.0	100.0	0	(?)	(?)	(?)	(?)
Mechanical tubing, welded, carbon		3317-624	06/82	(?)	99.8	99.8	0	(?)	(?)	(?)	(?)
Structural pipe and tubing, carbon		3317-627	06/82	(?)	100.0	100.0	0	(?)	(?)	(?)	(?)

See footnotes at end of table.

Table 4. Producer price indexes for the net output of selected industries and their products—Continued

Industry and product ¹	Industry code	Product code	Index base	Index			Percent change to Aug. 1982 from —			
				Apr. 1982 ²	July 1982 ²	Aug. 1982 ²	July 1982	May 1982	Feb. 1982	Aug. 1981
Steel pipe and tubes - mfpm—Continued										
Pipe and tubing, alloy		3317-6E	06/82	(?)	100.0	98.6	-1.4	(?)	(?)	(?)
Oil country tubular goods, alloy		3317-633	06/82	(?)	100.0	100.0	0	(?)	(?)	(?)
Casing (OCTG), alloy		3317-63311	06/82	(?)	100.0	100.0	0	(?)	(?)	(?)
Tubing (OCTG), alloy		3317-63312	06/82	(?)	100.0	100.0	0	(?)	(?)	(?)
Mechanical tubing, alloy		3317-645	06/82	(?)	100.0	97.4	-2.6	(?)	(?)	(?)
Pressure tubing, stainless		3317-6F	06/82	(?)	100.0	100.1	.1	(?)	(?)	(?)
Pressure tubing, welded, stainless		3317-662	06/82	(?)	100.0	100.1	.1	(?)	(?)	(?)
Other pipe and tubing (incl. standard pipe), stainless		3317-669	06/82	(?)	104.9	(?)	(?)	(?)	(?)	(?)
Secondary products		3317-S	06/82	(?)	100.5	(?)	(?)	(?)	(?)	(?)
Gray iron foundries	3321		12/80	107.3	107.1	107.1	0	0	0.4	3.8
Primary products		3321-P	12/80	107.3	107.0	107.0	0	.1	.3	3.7
Pressure and soil pipe and fittings, cast iron		3321-1	12/80	101.4	102.0	102.1	.1	.4	.3	2.3
Pressure pipe and fittings, ductile iron		3321-111	12/80	101.7	102.1	102.2	.1	.1	-.1	1.7
Pressure pipe and fittings, gray iron		3321-121	12/80	101.1	102.9	102.9	0	1.8	1.8	4.3
Motor vehicle castings, gray and ductile iron		3321-3	12/80	105.9	105.5	105.6	0	.6	.2	3.6
Castings for passenger cars, gray iron		3321-311	12/80	102.4	102.2	(?)	(?)	(?)	(?)	(?)
Castings for other motor vehicles, gray iron		3321-312	12/80	112.4	112.3	(?)	(?)	(?)	(?)	(?)
Castings for passenger cars, ductile iron		3321-321	12/80	111.9	111.2	(?)	(?)	(?)	(?)	(?)
Gray and ductile iron castings, other		3321-9	12/80	110.9	110.4	110.4	0	-.7	.4	4.4
Castings for construction and utility uses, gray and ductile iron		3321-951	12/80	109.2	109.3	109.3	0	0	-.3	4.9
Molds and stools for heavy steel ingots		3321-961	12/80	112.8	107.3	107.3	0	-4.9	-4.9	0
Ductile iron castings, other		3321-971	12/80	108.4	110.8	110.8	0	.8	4.3	5.1
Gray iron castings, other		3321-981	12/80	111.5	111.4	111.4	0	-.1	1.1	5.1
Secondary products		3321-S	12/80	106.4	107.2	107.2	0	-1.8	2.8	4.8
Malleable iron foundries	3322		06/81	103.2	104.3	104.4	0	1.1	1.8	3.9
Primary products		3322-P	06/81	103.4	104.4	104.5	0	1.1	1.6	3.9
Standard malleable iron castings		3322-131	06/81	104.0	105.5	105.6	.1	1.6	2.3	4.8
Pearlitic malleable iron castings		3322-221	06/81	(?)	102.0	101.9	0	(?)	-.1	(?)
Steel investment foundries	3324		06/81	109.4	111.5	111.7	.2	2.5	4.8	11.3
Primary products		3324-P	06/81	109.4	111.6	111.9	.3	2.7	5.0	11.5
Carbon and low alloy steel investment castings		3324-163	06/81	109.5	108.9	(?)	(?)	(?)	(?)	(?)
High alloy steel investment castings, including stainless steel		3324-165	06/81	109.4	(?)	(?)	(?)	(?)	(?)	(?)
Steel foundries, n.e.c.	3325		06/81	103.6	103.4	102.8	-.6	-.6	0	2.3
Primary products		3325-P	06/81	104.4	104.5	104.4	-.1	.2	1.2	3.9
Carbon steel castings, except investment		3325-2	06/81	104.2	103.9	103.8	-.1	0	.9	3.1
Railroad wheels and specialties		3325-214	06/81	97.9	97.6	97.1	-.4	-.1	-2.7	-3.5
All other carbon steel castings		3325-219	06/81	107.6	107.4	107.5	0	0	3.0	6.8
High alloy steel castings, including stainless steel		3325-4	06/81	102.7	103.0	103.0	0	0	1.3	2.4
All other high alloy steel castings, including stainless steel		3325-431	06/81	103.5	103.9	103.9	0	0	1.6	(?)
All other low alloy steel castings		3325-559	06/81	106.6	107.1	107.1	0	.5	1.6	6.6
Secondary products		3325-S	06/81	97.3	(?)	90.8	(?)	(?)	-8.8	-9.2
Primary smelting and refining of nonferrous metals	333		12/80	90.2	86.9	87.4	.5	-1.8	-6.2	-13.7
Primary copper	3331		06/80	81.6	77.1	77.5	.6	-3.4	-9.7	-18.6
Primary products		3331-P	06/80	83.9	76.3	76.5	.3	-7.8	-11.4	-19.7
Refined copper		3331-2	06/80	83.9	76.3	76.5	.3	-7.8	-11.4	-19.7
Copper cathode		3331-21311	06/80	84.6	77.1	79.2	2.8	(?)	-8.3	-16.6
Secondary products		3331-S	06/80	67.7	68.2	69.2	1.5	.3	-8.7	-16.2
Other secondary products		3331-SSS	06/80	73.6	67.1	67.1	0	-11.3	-11.3	-22.8
Primary zinc	3333		06/80	101.8	99.2	103.1	4.0	6.6	-11.0	-21.7
Primary products		3333-P	06/80	101.8	99.2	103.1	4.0	6.6	-11.0	-21.7
Primary aluminum	3334		06/80	107.5	105.2	106.0	.7	-1.9	-3.8	-7.9
Primary products		3334-P	06/80	107.6	105.9	105.9	0	-2.8	-3.9	-7.8
Primary aluminum, except extrusion billet		3334-7	06/80	108.3	106.9	107.0	.1	-2.6	-3.3	-7.3
Aluminum ingot, unalloyed		3334-71111	06/80	106.9	106.7	106.9	.1	-3.1	-3.5	-8.2
Aluminum ingot, alloyed		3334-71112	06/80	109.8	107.0	107.0	0	(?)	-4.1	-8.0
Other primary aluminum, except extrusion billet		3334-71113	06/80	108.0	(?)	106.9	(?)	-.8	-2.0	-4.8
Aluminum extrusion billet		3334-8	06/80	103.2	99.5	99.0	-.5	-4.1	-7.6	-11.2
Primary nonferrous metals, n.e.c.	3339		06/80	110.4	103.8	105.0	1.1	1.0	-5.3	-8.7
Primary products		3339-P	06/80	119.2	113.3	114.1	.7	1.8	-4.3	-7.2
Secondary nonferrous metals	3341		06/80	77.7	74.6	73.7	-1.2	-3.5	-9.2	-19.2
Primary products		3341-P	06/80	75.3	72.1	71.2	-1.2	-3.5	-9.6	-20.7
Copper		3341-2	06/80	82.9	77.5	75.6	-2.5	-9.1	-11.6	-21.8
Copper, alloyed		3341-231	06/80	83.4	80.7	77.1	-4.5	-7.3	-11.1	-20.7
Brass ingot, alloyed		3341-23111	06/80	82.5	(?)	75.7	(?)	(?)	-12.0	-21.6
Bronze ingot, alloyed		3341-23112	06/80	84.9	(?)	79.5	(?)	(?)	-8.8	-19.1
Lead		3341-3	06/80	80.5	80.4	79.5	-1.1	-1.3	-5.3	-23.7
Babbitt metal		3341-333	06/80	82.2	(?)	74.7	(?)	(?)	-15.4	-17.2
Zinc		3341-4	06/80	105.9	107.5	109.9	2.2	2.1	-9.9	-14.7
Zinc dust		3341-405	06/80	128.0	(?)	126.8	(?)	(?)	-5.3	0
Zinc base alloys		3341-411	06/80	99.4	(?)	103.9	(?)	2.6	-11.9	-18.6
Precious metals		3341-5	06/80	55.8	51.8	52.3	1.0	1.1	-13.7	-18.3
Gold, unalloyed		3341-511	06/80	58.5	56.4	56.5	.3	2.6	-9.8	-14.7
Silver, unalloyed		3341-531	06/80	47.6	40.7	41.8	2.6	-2.0	-21.2	-25.3
Other nonferrous metals		3341-6	06/80	86.8	83.6	83.1	-.7	-3.7	-9.4	-10.9

See footnotes at end of table.

Table 4. Producer price indexes for the net output of selected industries and their products—Continued

Industry and product ¹	Industry code	Product code	Index base	Index			Percent change to Aug. 1982 from —			
				Apr. 1982 ²	July 1982 ²	Aug. 1982 ²	July 1982	May 1982	Feb. 1982	Aug. 1981
Secondary nonferrous metals—Continued										
Aluminum, except extrusion billet		3341-7	06/80	77.2	73.6	72.0	-2.2	-4.2	-8.9	-21.1
Aluminum ingot		3341-71111	06/80	74.1	(³)	70.1	(³)	-3.0	-8.3	-21.5
Aluminum, other types except extrusion billet		3341-71112	06/80	89.2	83.6	79.8	-4.6	-7.5	-10.5	-20.0
Miscellaneous receipts		3341-M	06/80	98.0	93.5	92.4	-1.2	-5.5	-8.2	-9.6
Contract toll work		3341-Y85	06/80	104.7	104.7	(³)	(³)	(³)	(³)	(³)
Resales		3341-Z89	06/80	82.7	(³)	75.2	(³)	(³)	-10.6	-16.7
Secondary products		3341-S	06/80	88.2	88.4	(³)	(³)	(³)	(³)	(³)
Rolling, drawing and extruding of copper	3351		12/80	88.2	84.9	85.3	.5	-3.7	-6.8	-10.7
Primary products		3351-P	12/80	91.1	87.9	88.1	.1	-4.4	-6.6	-10.1
Copper and copper base alloy wire		3351-1	12/80	94.8	92.9	93.1	.2	-2.7	-4.0	-5.2
Unalloyed		3351-111	12/80	89.8	86.8	88.9	2.4	-3.0	-2.9	-6.8
Bare		3351-11112	12/80	89.5	85.1	87.5	2.8	-3.7	-2.7	-7.7
Bare		3351-13114	12/80	95.5	(³)	(³)	(³)	(³)	(³)	(³)
Copper and copper-base alloy rod, bar and shapes		3351-3	12/80	89.0	85.4	86.1	.8	-4.4	-8.5	-13.5
Rod		3351-31115	12/80	88.2	82.1	83.2	1.4	-8.5	-8.9	-15.4
Copper-base alloy rod, bar and shapes		3351-332	12/80	88.6	87.1	86.8	-3	-1.1	-9.6	-14.2
Rod		3351-33218	12/80	85.0	83.4	83.0	-5	-1.6	-12.6	-18.7
Copper and copper-base alloy sheet, strip and plate		3351-4	12/80	99.6	96.9	96.9	0	-4.1	-4.9	-5.3
Unalloyed copper flat products		3351-413	12/80	97.3	94.5	95.4	.9	-3.4	-3.1	-3.0
Sheet		3351-41323	12/80	90.4	86.9	89.0	2.3	-3.1	-2.9	(³)
Copper-base alloy flat products		3351-435	12/80	100.4	97.7	97.4	-3	-4.3	-5.4	-6.1
Strip		3351-43526	12/80	100.9	98.0	98.1	.1	-4.0	-5.2	-5.7
Copper and copper-base alloy pipe and tube		3351-5	12/80	84.4	81.3	80.8	-7	-5.1	-6.3	-11.1
Tube		3351-51631	12/80	75.7	73.2	73.4	.2	-3.8	-6.0	-15.1
Tube		3351-51833	12/80	85.4	80.0	78.0	-2.6	-9.3	-9.9	-10.9
Tube		3351-53839	12/80	102.0	99.9	99.5	-4	-3.7	-3.7	-4.2
Secondary products		3351-S	12/80	75.2	71.4	73.1	2.3	0	-7.7	-13.9
Aluminum sheet, plate, foil and welded tube products	3353		06/81	102.1	101.2	100.5	-6	-9	-2.6	-2
Primary products		3353-P	06/81	103.3	102.7	102.4	-3	-5	-1.5	1.4
Heat-treatable		3353-113	06/81	103.0	103.0	103.0	0	0	-7	(³)
Aluminum sheet		3353-2	06/81	103.1	102.3	102.1	-2	-4	-1.6	1.3
Flat, heat-treatable		3353-223	06/81	97.6	97.6	97.6	0	0	-1.1	(³)
Flat, nonheat-treatable, bare		3353-224	06/81	108.8	108.8	108.1	-7	-7	-7	8.1
Coiled, nonheat-treatable, bare		3353-231	06/81	102.2	101.1	101.1	-1	-4	-2.0	.6
Coiled, nonheat-treatable, bare, siding		3353-23111	06/81	100.4	99.5	99.2	-3	-7	-2.7	(³)
Coiled, nonheat-treatable, bare, finstock		3353-23112	06/81	(³)	104.2	104.2	0	0	-3.4	(³)
Coiled, nonheat-treatable, bare, all others		3353-23115	06/81	103.8	102.1	102.3	.2	-1.4	-2.1	1.8
Coiled, nonheat-treatable, precoated		3353-233	06/81	106.9	106.3	106.3	0	-2	-1.0	4.5
Aluminum foil		3353-3	06/81	105.3	105.2	104.0	-1.1	-1.2	-1.2	2.8
Aluminum welded tube		3353-4	06/81	100.0	100.0	100.0	0	0	0	(³)
Secondary products		3353-S	06/81	92.1	88.2	84.7	-4.0	-5.4	-12.6	(³)
Aluminum extruded products	3354		12/81	99.5	99.1	98.8	-4	-7	-1.0	(³)
Primary products		3354-P	12/81	99.4	99.0	98.6	-4	-9	-1.2	(³)
Extruded aluminum rod, bar and other extruded shapes except tube		3354-1	12/81	98.9	98.4	98.2	-2	-7	-1.1	(³)
Extruded rod and bar with alloys other than 2000 and 7000 series		3354-115	12/81	98.9	98.4	98.4	0	-5	-1.3	(³)
Rod		3354-11511	12/81	99.0	98.8	98.8	0	-2	-1.2	(³)
Bar		3354-11512	12/81	98.9	98.0	98.0	0	-8	-1.4	(³)
Extruded rod and bar with alloys within 2000 and 7000 series		3354-118	12/81	100.0	100.0	100.0	0	0	0	(³)
Other extruded shapes except tube, with alloys other than 2000 and 7000 series		3354-125	12/81	98.5	98.0	98.0	-1	-6	-9	(³)
Other extruded shapes, circle size 1 to, not including, 2		3354-12501	12/81	99.1	98.0	98.0	0	-1.1	-1.9	(³)
Other extruded shapes, circle size 2 to, not including, 3		3354-12502	12/81	100.4	100.3	99.8	-4	-5	-1	(³)
Other extruded shapes, circle size 3 to, not including, 4		3354-12503	12/81	98.6	97.7	97.7	0	-9	-2.0	(³)
Other extruded shapes, circle size 4 to, not including, 5		3354-12504	12/81	(³)	99.6	99.6	0	(³)	(³)	(³)
Other extruded shapes, circle size 5 to, not including, 6		3354-12505	12/81	(³)	100.0	(³)	(³)	(³)	(³)	(³)
Other extruded shapes, circle size 6 to, not including, 10		3354-12506	12/81	98.2	98.0	98.0	0	-1.0	-1.6	(³)
Extruded pipe		3354-12511	12/81	100.0	98.6	98.6	0	-1.4	-1.4	(³)
Aluminum extruded and drawn tube		3354-2	12/81	101.9	101.6	100.2	-1.4	-1.4	-1.5	(³)
Extruded tube		3354-251	12/81	100.3	99.7	97.6	-2.1	-2.3	-2.4	(³)
Drawn tube		3354-253	12/81	104.9	104.9	104.9	0	0	0	(³)
Secondary products		3354-S	12/81	(³)	100.0	100.0	0	(³)	(³)	(³)
Aluminum rolling and drawing, n.e.c.	3355		06/81	103.6	104.7	104.6	-1	.9	-1.3	4.6
Primary products		3355-P	06/81	103.6	104.7	104.6	-1	.9	-1.3	4.6
Aluminum and aluminum-base alloy wire and cable		3355-1	06/81	92.5	90.0	90.3	.4	-2.0	-6.6	-9.4
Rolling, drawing and extruding nonferrous metals, except copper and aluminum	3356		06/82	(³)	100.8	103.7	2.9	(³)	(³)	(³)
Primary products		3356-P	06/82	(³)	100.7	104.0	3.3	(³)	(³)	(³)
Titanium mill shapes		3356-2	06/82	(³)	99.4	99.4	0	(³)	(³)	(³)
Other titanium mill shapes, except wire		3356-279	06/82	(³)	99.1	99.1	0	(³)	(³)	(³)
Precious metal mill shapes		3356-3	06/82	(³)	101.4	109.8	8.2	(³)	(³)	(³)
Gold mill shapes		3356-382	06/82	(³)	100.1	107.0	6.9	(³)	(³)	(³)
Other gold mill shapes, except wire		3356-38213	06/82	(³)	100.3	107.0	6.7	(³)	(³)	(³)
Other nonferrous metal mill shapes		3356-9	06/82	(³)	101.5	101.8	.3	(³)	(³)	(³)
Other lead mill shapes, except powder and wire		3356-959	06/82	(³)	99.2	99.1	-1	(³)	(³)	(³)
Other nonferrous metal wire		3356-992	06/82	(³)	100.0	99.4	-6	(³)	(³)	(³)
Other nonferrous metal mill shapes		3356-998	06/82	(³)	102.9	102.7	-2	(³)	(³)	(³)
Secondary products		3356-S	06/82	(³)	101.7	100.4	-1.2	(³)	(³)	(³)

See footnotes at end of table.

Table 4. Producer price indexes for the net output of selected industries and their products—Continued

Industry and product ¹	Industry code	Product code	Index base	Index			Percent change to Aug. 1982 from —				
				Apr. 1982 ²	July 1982 ²	Aug. 1982 ²	July 1982	May 1982	Feb. 1982	Aug. 1981	
Metal cans	3411		06/81	104.6	104.5	104.4	-0.2	-0.7	1.3	3.7	
Primary products			06/81	105.7	105.8	105.5	-3	-2	2.0	4.6	
Steel cans		3411-P	06/81	104.7	104.7	104.2	-5	-4	.8	3.5	
Steel cans, food		3411-1B	06/81	108.0	108.1	107.2	-9	-8	1.0	6.2	
Fruit and fruit juices can		3411-117	06/81	109.6	109.8	109.8	0	.1	.9	9.3	
Vegetables and vegetable juices can		3411-119	06/81	107.3	(³)	105.6	(³)	-1.6	1.2	3.9	
Lard and shortening can		3411-127	06/81	105.1	(³)	108.7	(³)	3.3	3.6	8.9	
Can, other foods (including soups)		3411-131	06/81	108.1	108.1	107.0	-1.0	-1.0	-5	6.9	
Steel cans, general packaging (incl. pet food)		3411-1C	06/81	102.5	102.5	102.4	-1	-3	1.5	2.3	
Paint and varnish can		3411-137	06/81	108.4	108.3	108.5	-2	.2	.7	8.0	
Can, other non-foods		3411-141	06/81	101.2	103.3	102.8	-6	.3	2.2	2.5	
Aluminum cans		3411-2	06/81	107.1	105.9	105.9	0	-8	1.8	5.5	
Aluminum cans, beverage		3411-2A	06/81	107.7	106.5	106.5	0	-9	2.0	6.1	
Beer can		3411-213	06/81	108.0	106.0	(³)	(³)	(³)	(³)	(³)	
Metal can components (steel and aluminum)		3411-3	06/81	109.7	111.8	111.8	.1	2.0	9.4	9.3	
Miscellaneous receipts		3411-M	06/81	90.6	89.1	89.1	0	(³)	(³)	(³)	
Secondary products		3411-S	06/81	103.0	104.2	107.2	2.9	4.1	4.0	8.6	
Metal sanitary ware	3431		12/80	108.7	108.8	109.1	.3	.5	1.5	2.7	
Primary products		3431-P	12/80	108.6	108.7	109.2	.4	.5	1.0	2.4	
Lavatories		3431-1	12/80	104.3	104.3	104.3	0	0	0	(³)	
Steel lavatories		3431-121	12/80	104.3	104.3	104.3	0	0	0	(³)	
Sinks and sink/laundry tray combinations		3431-4	12/80	108.8	109.1	109.2	0	.4	.9	2.6	
Stainless steel sinks and sink/laundry tray combinations		3431-425	12/80	107.1	107.5	107.6	.1	.7	1.5	4.0	
Bathtubs		3431-7	12/80	110.7	110.7	110.9	.2	.2	.9	2.2	
Cast iron bathtubs		3431-711	12/80	112.5	112.5	112.7	.2	.2	1.0	2.2	
Secondary products	3431-S	12/80	108.7	109.1	109.0	-.1	.2	3.0	3.7		
Other secondary products	3431-SSS	12/80	103.5	103.5	103.5	0	-.1	2.3	-.1		
Nonelectric heating equipment	3433		06/80	114.2	115.6	115.7	.1	1.4	2.3	5.8	
Primary products		3433-P	06/80	113.5	114.9	115.1	.1	1.5	2.8	6.4	
Cast iron heating boilers		3433-3	06/80	112.1	113.3	113.3	0	.2	3.5	4.9	
Oil-fired cast iron heating boilers		3433-311	06/80	108.4	109.9	109.9	0	.7	3.4	4.4	
Gas-fired cast iron heating boilers		3433-313	06/80	115.2	116.5	116.5	0	-.1	2.1	4.9	
Domestic heating stoves		3433-4	06/80	110.6	116.2	116.4	.1	5.0	1.3	6.4	
Wood and coal domestic heating stoves, except sheet metal, airtight		3433-416	06/80	114.7	121.4	121.6	.1	5.7	2.0	6.0	
Wood and coal domestic heating stoves, sheet metal, airtight		3433-418	06/80	120.3	122.0	122.0	0	1.4	1.4	4.8	
Steel heating boilers		3433-5	06/80	112.9	114.6	114.6	0	1.5	1.5	3.2	
Steel heating boilers, 400 MBH and less		3433-511	06/80	110.8	113.6	113.6	0	2.5	2.5	2.5	
Steel heating boilers, over 400 MBH		3433-513	06/80	114.7	115.6	(³)	(³)	(³)	(³)	(³)	
Other heating systems		3433-6	06/80	119.1	120.4	120.8	.3	1.8	2.4	7.0	
Radiators and convectors		3433-611	06/80	117.2	119.6	119.6	0	1.0	2.9	6.3	
Steel radiators and convectors		3433-611103	06/80	119.1	121.1	121.1	0	1.2	1.6	(³)	
Other radiators and convectors		3433-611107	06/80	111.8	115.6	115.6	0	.6	7.1	7.1	
Gas-fired unit heaters, under 400 MBH, propeller fan		3433-62113	06/80	121.0	(³)	121.0	(³)	3.0	3.0	5.9	
Floor and wall furnaces		3433-631	06/80	116.7	119.2	119.5	.3	1.9	1.6	8.9	
Gas-fired floor furnaces		3433-63111	06/80	120.4	125.8	127.3	1.2	.9	4.1	(³)	
Gas-fired wall furnaces		3433-63113	06/80	116.4	118.5	118.8	.2	2.0	1.3	8.5	
Other systems, n.e.c.		3433-661	06/80	120.5	121.3	122.4	.9	1.6	2.0	7.4	
Gas-fired infrared heaters		3433-66141	06/80	107.6	(³)	(³)	(³)	(³)	(³)	(³)	
Nonelectric fireplaces		3433-66151	06/80	111.7	111.7	112.6	.7	(³)	.7	.8	
Other heating systems, n.e.c.		3433-66191	06/80	125.4	125.6	125.6	0	.1	1.0	5.7	
Parts for heating systems		3433-8	06/80	112.8	113.2	113.2	0	.8	3.5	7.6	
Gas burners and parts/attachments		3433-811	06/80	113.2	114.1	114.1	0	.8	1.3	5.6	
Gas burners under and equal to 400 MBH		3433-81101	06/80	112.2	(³)	(³)	(³)	(³)	(³)	(³)	
Gas burners over 400 MBH		3433-81103	06/80	106.8	107.6	107.6	0	.8	2.6	7.8	
Oil burners and parts/attachments		3433-821	06/80	118.0	118.0	118.0	0	0	4.4	8.4	
Commercial/industrial oil burners		3433-82103	06/80	110.7	110.7	(³)	(³)	(³)	(³)	(³)	
Commercial/industrial dual fuel burners		3433-83103	06/80	106.4	106.4	106.4	0	0	2.6	10.1	
Other parts, n.e.c.		3433-861	06/80	111.7	112.9	113.1	.2	3.4	3.0	9.9	
Secondary products		3433-S	06/80	116.6	117.7	117.6	-.1	.8	.9	4.9	
Other secondary products		3433-SSS	06/80	120.3	120.8	120.6	-.2	.2	.4	6.0	
Fabricated structural metal		3441		06/82	(³)	98.5	98.5	0	(³)	(³)	(³)
Primary products			3441-P	06/82	(³)	98.5	98.5	0	(³)	(³)	(³)
Fabricated structural metal for buildings			3441-1	06/82	(³)	98.5	98.8	.2	(³)	(³)	(³)
Iron and steel for sale to other companies, industrial			3441-121	06/82	(³)	98.8	98.4	-.4	(³)	(³)	(³)
Industrial buildings and plants	3441-12101		06/82	(³)	98.5	98.1	-.5	(³)	(³)	(³)	
Iron and steel for sale to other companies, commercial	3441-122		06/82	(³)	97.2	97.1	-.1	(³)	(³)	(³)	
Office buildings (high-rise)	3441-12201		06/82	(³)	(³)	94.3	(³)	(³)	(³)	(³)	
Office buildings (low-rise)	3441-12202		06/82	(³)	100.0	100.0	0	(³)	(³)	(³)	
Other (low-rise)	3441-12205		06/82	(³)	100.0	98.9	-.1	(³)	(³)	(³)	
Iron and steel for sale to other companies, public (except utilities) and educational	3441-126		06/82	(³)	100.0	98.1	-.19	(³)	(³)	(³)	
Educational	3441-12602		06/82	(³)	100.0	98.9	-.1	(³)	(³)	(³)	
Iron and steel for sale to other companies, public utilities	3441-127		06/82	(³)	97.0	97.0	0	(³)	(³)	(³)	
Power plants (fossil and nuclear)	3441-12701		06/82	(³)	96.8	96.8	0	(³)	(³)	(³)	
Iron and steel for field erection by own company, industrial	3441-161		06/82	(³)	99.1	99.1	0	(³)	(³)	(³)	
Industrial buildings and plants	3441-16101		06/82	(³)	99.1	99.1	0	(³)	(³)	(³)	
Iron and steel for field erection by own company, commer., residen., instit., med., reli	3441-162		06/82	(³)	99.9	100.8	.9	(³)	(³)	(³)	
Commercial, residential, institutional, medical, religious (low-rise)	3441-16202		06/82	(³)	99.8	101.9	2.1	(³)	(³)	(³)	

See footnotes at end of table.

Table 4. Producer price indexes for the net output of selected industries and their products—Continued

Industry and product ¹	Industry code	Product code	Index base	Index			Percent change to Aug. 1982 from —			
				Apr. 1982 ²	July 1982 ²	Aug. 1982 ²	July 1982	May 1982	Feb. 1982	Aug. 1981
Fabricated structural metal—Continued										
Fabricated structural metal for bridges, trestles, and viaducts		3441-2	06/82	(³)	98.9	97.1	-1.9	(³)	(³)	(³)
Iron, steel, and aluminum for sale to other companies, highway ..		3441-212	06/82	(³)	98.9	97.0	-1.9	(³)	(³)	(³)
Other fabricated structural metal		3441-3	06/82	(³)	98.4	98.3	-1	(³)	(³)	(³)
Iron and steel for sale to other companies, for towers and supporting structures		3441-342	06/82	(³)	(³)	95.0	(³)	(³)	(³)	(³)
Other iron and steel for sale to other companies (excluding re-bars, bar joists, etc.)		3441-358	06/82	(³)	98.5	97.5	-1.0	(³)	(³)	(³)
Secondary products		3441-S	06/82	(³)	97.4	(³)	(³)	(³)	(³)	(³)
Fabricated platework										
	3443		03/80	117.2	117.3	117.9	.5	0.7	2.0	5.9
Primary products		3443-P	03/80	118.0	118.0	118.7	.7	.8	2.2	5.9
Heat exchangers and steam condensers		3443-1	03/80	120.9	122.7	122.7	0	1.5	4.4	5.0
Bare tube heat exchangers		3443-111	03/80	128.3	131.5	131.5	0	2.5	(³)	11.0
Fin tube heat exchangers		3443-115	03/80	115.7	115.8	115.8	0	.1	.1	.8
Fabricated steel plate		3443-2	03/80	111.2	110.7	111.2	.4	.9	-.2	2.7
Fabricated steel plate for large diameter pipe		3443-211	03/80	126.1	126.1	126.1	0	0	-.8	(³)
Weldments		3443-251	03/80	111.4	111.4	111.4	0	0	0	6.5
Other fabricated steel plate		3443-298	03/80	110.7	109.6	110.7	1.0	2.0	-.2	(³)
Steel power boilers and parts/attachments		3443-3	03/80	120.6	118.6	122.8	3.5	2.5	3.8	6.0
Water tube boilers up to 100,000 lbs./hr.		3443-31	03/80	123.3	122.9	126.5	3.0	2.9	4.0	8.2
Fire tube boilers of all types		3443-34	03/80	118.8	115.4	120.1	4.0	2.1	3.6	4.0
Other gas cylinders		3443-419	03/80	112.6	112.4	111.6	-.7	-.8	-.9	2.0
Metal tanks made at plant, standard, pressure		3443-5	03/80	109.1	109.3	109.3	0	.2	2.5	.4
Other non-LPG pressure tanks		3443-538	03/80	(³)	112.2	112.2	0	(³)	(³)	(³)
Metal tanks made at plant, standard, non-pressure		3443-7	03/80	107.6	107.6	107.4	-.1	-.4	-.3	-.1
Bulk storage tanks, standard, non-pressure		3443-71	03/80	108.5	108.5	108.4	-.1	-.4	-.3	-.1
Carbon steel storage tanks, 6000 gal. and less		3443-711	03/80	107.7	108.4	108.1	-.3	.2	-.2	-.1
Carbon steel storage tanks over 6000 gal.		3443-713	03/80	110.0	109.4	109.5	-.1	-.1	-.4	-.2
Other storage tanks		3443-72	03/80	113.2	113.2	112.3	-.8	-.8	-.8	7.8
Custom tanks and vessels made at the plant		3443-8	03/80	122.4	123.2	123.2	0	.6	.6	11.5
Carbon steel customized tanks and vessels		3443-802	03/80	120.8	122.3	122.3	0	1.3	1.3	10.9
Carbon steel tanks & vessels, 3/4" & less wall thickness		3443-80201	03/80	120.9	121.6	121.6	0	.6	(³)	(³)
Alloyed (except aluminum) vessels and tanks, non-LPG		3443-806	03/80	123.2	(³)	(³)	(³)	(³)	(³)	(³)
Custom tanks and vessels made at plant and field erected		3443-9	03/80	126.4	126.6	127.3	.6	0	.3	7.4
Elevated water tanks, customized and field erected		3443-922	03/80	120.5	122.6	122.9	.2	(³)	-.6	2.8
Petroleum storage tanks, field erected		3443-926	03/80	117.6	117.1	118.4	1.1	.6	1.0	3.5
Secondary products		3443-S	03/80	112.2	(³)	(³)	(³)	(³)	(³)	(³)
Prefabricated metal buildings										
	3448		12/81	101.6	101.3	101.2	-.1	-.7	1.1	(³)
Primary products		3448-P	12/81	101.7	101.2	101.0	-.1	-.8	.8	(³)
Prefab. metal bldg. sys., excl. farm service bldgs., resid. bldgs., & parts for prefab. bldgs.		3448-1	12/81	100.1	99.4	99.3	0	-.8	-.3	(³)
Industrial and commercial		3448-115	12/81	100.2	99.5	(³)	(³)	(³)	(³)	(³)
Public and educational		3448-118	12/81	(³)	96.7	96.6	-.1	(³)	(³)	(³)
Other prefabricated and portable metal buildings and parts		3448-2	12/81	104.2	103.9	103.7	-.2	-.8	2.3	(³)
Grain storage buildings, including farm and commercial types, steel and aluminum		3448-214	12/81	(³)	108.0	107.6	-.3	(³)	(³)	(³)
Other farm service bldgs., steel and aluminum, excl. wood frame bldgs.		3448-215	12/81	100.1	105.9	105.9	0	5.8	5.9	(³)
Small utility bldgs., incl. tool sheds, cabanas, storage houses, etc., steel and aluminum		3448-221	12/81	(³)	99.7	99.7	0	(³)	(³)	(³)
Dwellings and other non-farm bldgs. incl. vacation homes, etc.; steel and aluminum		3448-235	12/81	107.5	107.2	107.0	-.2	-.3	-.4	(³)
Panels, parts, or sections for prefab. bldgs., not sold as a complete unit, steel & aluminum		3448-254	12/81	99.6	99.8	99.4	-.4	-.2	.1	(³)
Secondary products		3448-S	12/81	(³)	104.2	104.2	0	(³)	(³)	(³)
Bolts, nuts, screws, rivets, and washers										
	3452		06/82	(³)	99.7	99.6	-.2	(³)	(³)	(³)
Primary products		3452-P	06/82	(³)	99.7	99.6	-.1	(³)	(³)	(³)
Externally threaded fasteners, except aircraft		3452-4	06/82	(³)	99.4	98.7	-.7	(³)	(³)	(³)
Hex bolts, including heavy, tap, and joint		3452-412	06/82	(³)	95.6	91.3	-4.4	(³)	(³)	(³)
Square and round bolts and plow numbers 3, 4, 6, 7, and track ..		3452-413	06/82	(³)	100.0	101.8	1.8	(³)	(³)	(³)
High-strength structural and bent bolts		3452-416	06/82	(³)	102.2	102.2	0	(³)	(³)	(³)
Studs		3452-421	06/82	(³)	103.2	101.7	-1.4	(³)	(³)	(³)
Flanged, self-locking, set, and wood screws		3452-432	06/82	(³)	99.4	101.4	2.0	(³)	(³)	(³)
Cap screws, 1/4 in. diameter and above		3452-434	06/82	(³)	100.2	98.3	-1.9	(³)	(³)	(³)
Machine screws		3452-437	06/82	(³)	98.9	98.3	-.6	(³)	(³)	(³)
Thread-cutting, self-drilling, and thread-rolling screws		3452-442	06/82	(³)	100.0	99.6	-.4	(³)	(³)	(³)
Other externally threaded fasteners, except aircraft		3452-469	06/82	(³)	100.0	100.0	0	(³)	(³)	(³)
Internally threaded fasteners, except aircraft		3452-5	06/82	(³)	100.0	103.0	3.0	(³)	(³)	(³)
Flanged, square, sheet metal, weld, wing, and cage nuts		3452-501	06/82	(³)	100.0	100.9	.9	(³)	(³)	(³)
Hex nuts		3452-502	06/82	(³)	100.0	103.6	3.7	(³)	(³)	(³)
Locknuts: prevailing torque and free spinning		3452-511	06/82	(³)	(³)	100.0	(³)	(³)	(³)	(³)
Other internally threaded fasteners, including all nonmetallic		3452-539	06/82	(³)	102.1	102.1	0	(³)	(³)	(³)
Nonthreaded fasteners, except aircraft		3452-6	06/82	(³)	100.1	99.4	-.7	(³)	(³)	(³)
Solid rivets, all sizes		3452-601	06/82	(³)	100.0	100.0	0	(³)	(³)	(³)
Tubular, split, and blind rivets		3452-603	06/82	(³)	100.0	100.0	0	(³)	(³)	(³)
Pins, machine type		3452-621	06/82	(³)	(³)	100.0	(³)	(³)	(³)	(³)
Aircraft/aerospace fasteners		3452-7	06/82	(³)	100.0	100.0	0	(³)	(³)	(³)
Screws, all types		3452-711	06/82	(³)	100.0	100.0	0	(³)	(³)	(³)
Nuts, all types		3452-731	06/82	(³)	(³)	100.0	(³)	(³)	(³)	(³)
Rivets, all types		3452-762	06/82	(³)	100.0	100.0	.0	(³)	(³)	(³)
Other formed fasteners		3452-8	06/82	(³)	100.0	100.0	0	(³)	(³)	(³)
Secondary products		3452-S	06/82	(³)	99.6	100.1	.5	(³)	(³)	(³)

See footnotes at end of table.

Table 4. Producer price indexes for the net output of selected industries and their products—Continued

Industry and product ¹	Industry code	Product code	Index base	Index			Percent change to Aug. 1982 from —			
				Apr. 1982 ²	July 1982 ²	Aug. 1982 ²	July 1982	May 1982	Feb. 1982	Aug. 1981
Steel springs, except wire	3493		06/81	105.1	104.6	104.8	0.1	-0.7	-1.5	1.8
Primary products		3493-P	06/81	105.3	104.8	104.6	-1	-1.1	-2.1	1.8
Hot formed springs		3493-1	06/81	106.0	105.4	105.3	0	-1.2	-2.1	2.2
Hot formed coil springs		3493-121	06/81	104.1	102.4	102.4	-1	-2.5	-4.8	-2.3
Hot formed leaf springs		3493-131	06/81	107.5	107.9	107.9	0	0	.7	6.8
Replacement leaf springs		3493-13151	06/81	114.2	114.2	114.2	0	0	.5	12.1
Original equipment leaf springs other than for passenger cars ..		3493-13158	06/81	100.3	101.1	(?)	(?)	(?)	(?)	(?)
Cold formed springs		3493-2	06/81	101.6	102.0	101.2	-7	-3	-2.1	-1
Fabricated pipe and pipe fittings	3498		06/81	106.6	106.1	106.6	.4	0	2.1	4.2
Primary products		3498-P	06/81	105.5	104.9	105.5	.5	0	1.5	3.1
Iron and steel pipe, tube and fittings		3498-1	06/81	105.6	105.1	105.7	.6	0	1.6	3.1
Iron and steel pipe and pipe fittings (including custom work for contractors)		3498-101	06/81	105.7	104.7	104.8	.1	-9	.6	2.2
Fossil fuel power plant		3498-10102	06/81	(?)	101.8	102.2	.3	(?)	(?)	(?)
Other fab. excluding energy, petrochem, water/sewage, and nonpressure pipe		3498-10114	06/81	104.7	104.7	104.7	0	0	0	.6
Iron and steel tubing and fittings		3498-102	06/81	105.4	105.7	107.2	1.4	1.4	3.0	4.4
Seamless tubing		3498-10202	06/81	(?)	102.2	105.8	3.5	(?)	(?)	(?)
Welded tubing		3498-10203	06/81	106.8	107.3	107.8	.4	.4	2.4	4.2
Turbines and turbine generator sets	3511		06/82	(?)	100.1	100.1	0	(?)	(?)	(?)
Primary products		3511-P	06/82	(?)	100.1	100.1	0	(?)	(?)	(?)
Steam, gas, and hydraulic turbines and parts		3511-2	06/82	(?)	100.3	100.3	0	(?)	(?)	(?)
Mechanical drive steam turbines, including marine, steam engines, and parts		3511-21	06/82	(?)	100.4	100.4	0	(?)	(?)	(?)
Mechanical drive steam turbines, including marine		3511-211	06/82	(?)	100.6	100.6	0	(?)	(?)	(?)
Mechanical drive steam turbines less than 1,000 horsepower ..		3511-21121	06/82	(?)	100.7	100.7	0	(?)	(?)	(?)
Mechanical drive steam turbines 1,000 horsepower and over ..		3511-21141	06/82	(?)	100.3	100.3	0	(?)	(?)	(?)
Parts and accessories for steam engines and steam turbines, and complete steam engines		3511-215	06/82	(?)	100.0	100.0	0	(?)	(?)	(?)
Construction machinery	3531		12/80	111.4	112.9	113.0	.1	.9	2.7	4.5
Primary products		3531-P	12/80	110.8	112.2	112.3	.1	1.0	2.7	4.0
Off hwy wheel tractors, including wheeled log skidders and rubber-tired dozers		3531-101	12/80	117.1	117.1	117.2	.1	.1	2.3	7.7
Tracklaying tractors		3531-2	12/80	116.9	118.6	118.6	0	1.4	2.4	8.2
Tracklaying tractors, 130 net engine hp and over		3531-209	12/80	116.9	118.6	118.6	0	1.4	2.4	8.3
Tractor parts and attachments		3531-3	12/80	102.1	103.7	103.7	0	1.0	1.6	-1.6
For wheel tractor loaders, replacement and repair		3531-367	12/80	(?)	93.6	93.6	0	(?)	(?)	(?)
Cranes, excavators, parts and attachments		3531-4	12/80	110.5	112.0	112.3	.3	1.2	3.2	6.0
Hydraulic operated excavators		3531-41102	12/80	108.8	108.8	109.4	.6	.6	2.4	6.8
Cable operated cranes		3531-41103	12/80	113.7	(?)	115.6	(?)	0	5.1	8.1
Hydraulic operated cranes		3531-41104	12/80	113.5	116.0	116.2	.2	2.4	2.9	7.0
Miscellaneous cranes including draglines		3531-41105	12/80	112.9	113.7	113.7	0	.6	3.6	3.8
Front end attachments for cranes, draglines, shovels		3531-481	12/80	113.2	114.1	120.0	5.2	5.2	7.2	12.5
Parts for power cranes, draglines and shovels		3531-485	12/80	(?)	(?)	110.2	(?)	(?)	2.4	4.2
Mixers, pavers and related equipment, except parts		3531-6	12/80	110.4	111.7	111.7	0	1.2	1.3	4.2
Portable mixers, 3 1/2 cu. ft. capacity and over		3531-62111	12/80	108.8	111.3	111.3	0	2.3	3.5	23.0
Pavers, finishers, spreaders, bituminous distributors		3531-63411	12/80	110.5	111.9	111.9	0	1.3	1.3	8.8
Other equipment, incl. portable mixers under 3 1/2 cu. ft. capacity		3531-63911	12/80	107.2	107.2	(?)	(?)	(?)	(?)	(?)
Asphalt plants		3531-64511	12/80	112.8	115.2	115.2	0	2.1	2.1	3.3
Tractor shovel loaders		3531-7	12/80	119.2	120.2	120.4	.2	.6	3.9	8.7
Wheel shovel loader, 4 wheel dr., up to 3 1/2 cu. yd. capacity ..		3531-71101	12/80	126.8	127.8	128.1	.2	1.0	2.8	8.8
Wheel shovel loader, 4 wheel dr., 3 1/2 cu. yd. capacity and over		3531-71102	12/80	118.3	119.2	119.5	.2	.2	3.8	9.1
Scrapers, graders, rollers, off hwy trucks, trailers, wagons, and miscellaneous attachments		3531-8	12/80	103.8	104.8	104.8	.1	.4	1.7	-4.2
Scraper bowls		3531-81211	12/80	115.7	119.1	119.6	.4	1.6	3.9	10.0
Rollers, all types including self-propelled vibratory compactors ..		3531-83111	12/80	110.4	110.4	110.4	0	0	.5	4.7
Off highway rear dump trucks		3531-85511	12/80	115.6	116.9	116.9	0	.2	2.8	7.8
Winches (towing, logging, oilfield), other attachments, incl. logging arches and trenchers		3531-87811	12/80	114.9	116.7	117.1	.3	1.1	3.4	6.3
Front end loader attachment		3531-88211	12/80	112.7	112.7	112.7	0	0	0	(?)
Other construction machinery and other parts		3531-9	12/80	113.5	115.4	115.5	.1	1.4	3.3	6.7
Winches, including marine		3531-95211	12/80	115.5	120.5	120.5	.0	2.0	4.3	9.1
Portable crushing plants		3531-97311	12/80	117.6	118.4	118.6	.1	.5	1.0	7.3
Snow clearing attachments		3531-98111	12/80	(?)	(?)	105.4	(?)	(?)	(?)	(?)
Other excavating and road construction machinery		3531-98311	12/80	104.9	105.1	105.1	0	.1	.1	-5.2
Parts and attachments, except for cranes, draglines, shovels, tractors, sold to o.e.m.		3531-98411	12/80	116.9	117.4	117.4	0	(?)	2.0	7.1
Parts/attach., except for cranes, draglines, shovels & tractors, sold for replace/repair		3531-98611	12/80	110.7	112.7	113.0	.3	1.7	2.2	5.1
All other construction machinery and equipment		3531-99811	12/80	107.9	111.5	111.5	0	(?)	3.4	8.9
Secondary products		3531-S	12/80	114.7	116.9	116.8	-1	0	1.9	7.6
Mining machinery and equipment	3532		06/81	107.7	108.3	108.0	-2	.2	1.9	6.3
Primary products		3532-P	06/81	107.6	108.4	108.0	-3	.3	1.6	5.9
Underground mining machinery		3532-5	06/81	108.3	109.3	109.3	0	.4	2.0	8.3
Shovel type, including scoops, shovels, buckets, slusher types and all others		3532-56236	06/81	107.3	108.0	108.0	0	.1	1.6	7.1
Tractors and trucks, battery powered, rubber tired, 2 and 4 wheel		3532-572	06/81	107.8	107.8	107.8	0	0	1.2	7.8

See footnotes at end of table.

Table 4. Producer price indexes for the net output of selected industries and their products—Continued

Industry and product ¹	Industry code	Product code	Index base	Index			Percent change to Aug. 1982 from —			
				Apr. 1982 ²	July 1982 ²	Aug. 1982 ²	July 1982	May 1982	Feb. 1982	Aug. 1981
Mining machinery and equipment—Continued										
Mineral classifying, flotation, separating, concentrating, cleaning, clarifying equipment		3532-6	06/81	115.5	115.8	115.8	0	0.2	2.1	12.3
All other mineral beneficiation machinery and equipment, n.e.c.		3532-671	06/81	112.7	113.0	113.0	.1	.2	.8	8.3
Crushing, pulverizing, and screening machinery		3532-7	06/81	109.0	109.5	109.5	0	1.8	3.2	7.1
Crushers, stationary types, including crushers mounted on skids		3532-727	06/81	110.7	111.5	111.5	0	.7	1.6	7.6
Gyratory crushers, all types		3532-72711	06/81	105.7	105.7	105.7	0	0	.6	3.2
Grinding mills, ball and rod		3532-728	06/81	110.2	110.6	(³)	(³)	(³)	(³)	(³)
Screens, vibrating, trommel, mine type		3532-755	06/81	100.9	100.9	100.9	0	(³)	1.3	0
Drills and other mining machinery, except parts		3532-8	06/81	108.0	108.9	108.9	0	1.7	2.6	2.8
Rock drills (percussion type), include stoper, drifters, air leg drills, and rubber tire		3532-823	06/81	106.9	110.2	(³)	(³)	(³)	(³)	(³)
Other drills, tools and supplies for drills (sold separately)		3532-863	06/81	107.4	107.7	107.7	0	(³)	.9	-2
Parts and attachments for mining machinery and equipment		3532-9	06/81	105.4	106.2	105.4	-8	-5	.4	4.2
Parts and attachments for mining machinery sold separately, excluding drills		3532-975	06/81	105.3	106.2	105.3	-9	-6	.5	3.9
Percussion rock drill bits		3532-989	06/81	106.0	106.0	106.0	0	0	0	5.3
Containing tungsten carbide		3532-98931	06/81	106.2	106.2	(³)	(³)	(³)	(³)	(³)
Miscellaneous receipts		3532-M	06/81	107.2	106.4	106.4	0	-7	3.3	6.4
Resales		3532-Z89	06/81	110.2	109.1	(³)	(³)	(³)	(³)	(³)
Secondary products		3532-S	06/81	108.3	108.8	108.9	0	.1	1.9	8.0
Construction machinery		3531-S	06/81	107.3	106.7	106.8	0	-7	1.0	6.2
Other secondary products		3532-SSS	06/81	108.7	110.1	110.1	0	.7	2.1	9.0
Oilfield and gasfield machinery and equipment	3533		12/80	121.7	121.5	121.8	.3	.9	2.4	8.1
Primary products		3533-P	12/80	123.6	123.7	123.8	.1	.6	2.5	8.7
Oilfield and gasfield production machinery and equipment		3533-3	12/80	121.7	121.9	121.9	0	1.3	2.3	7.5
On-land and offshore bottom support wellhead equipment		3533-31	12/80	122.2	121.3	121.4	0	.4	2.1	6.0
Christmas-tree assemblies with tubing heads and casing heads		3533-312	12/80	123.1	122.0	122.0	0	.4	2.4	7.2
Valves, chokes, and manifolds		3533-315	12/80	110.5	109.1	109.1	0	-1.9	-.4	.8
Rodlifting machinery and equipment - surface and subsurface		3533-35	12/80	120.9	120.9	120.9	0	0	0	4.2
Permanent packers and accessories		3533-362	12/80	120.8	120.8	120.8	0	0	0	9.4
Retrievable packers		3533-363	12/80	120.9	121.5	121.5	0	.5	.5	10.2
Other production equipment and parts		3533-389	12/80	125.1	126.6	126.6	0	3.7	5.7	11.6
Oilfield and gasfield drilling machinery and equipment		3533-6	12/80	124.8	124.8	125.0	.1	.2	2.7	9.4
Surface oil and gasfield drilling machinery and equipment		3533-61	12/80	122.8	123.1	123.1	0	.2	1.8	11.8
Wheel-mounted drilling and well-servicing rigs		3533-613	12/80	115.6	(³)	115.6	(³)	0	.5	6.5
Blowout preventers and accessories		3533-617	12/80	128.5	128.5	128.5	0	0	0	16.2
Other surface drilling equipment and parts		3533-619	12/80	117.7	118.6	118.6	0	.8	2.2	8.8
Bits		3533-641	12/80	127.4	127.4	127.3	0	-.1	4.4	11.1
Tungsten-carbide insert bits		3533-64101	12/80	121.1	121.1	121.1	0	-2	(³)	7.9
Other bits, including diamond bits		3533-64103	12/80	(³)	114.2	(³)	(³)	(³)	(³)	(³)
Tool joints, subs and connectors		3533-644	12/80	126.1	(³)	126.1	(³)	(³)	(³)	(³)
Other subsurface drilling equipment and parts		3533-649	12/80	131.1	131.1	131.3	.2	.2	.2	1.5
Other subsurface drilling equipment and parts, n.e.c.		3533-64903	12/80	140.5	140.5	139.8	-.5	-.5	-.5	.8
Cementing equipment		3533-671	12/80	113.9	113.4	115.3	1.6	2.9	2.9	6.3
Well surveying equipment		3533-681	12/80	(³)	(³)	113.0	(³)	(³)	(³)	(³)
Miscellaneous receipts		3533-M	12/80	115.3	115.0	116.7	1.4	2.7	5.7	9.0
Other miscellaneous receipts		3533-X98	12/80	125.1	124.6	127.3	2.2	4.1	8.8	14.1
Secondary products		3533-S	12/80	115.3	112.5	113.2	.7	.9	-1.5	4.3
Other secondary products		3533-SSS	12/80	114.9	(³)	112.0	(³)	.8	-2.6	3.6
Pumps and pumping equipment		3561-S	12/80	116.9	118.4	118.4	0	1.3	2.9	6.8
Elevators and moving stairways	3534		06/81	108.2	109.7	109.7	.0	1.4	2.1	9.0
Primary products		3534-P	06/81	108.6	110.1	110.2	.1	1.8	2.3	9.3
Elevators and moving stairways, parts and attachments		3534-1	06/81	108.2	109.8	109.9	.1	2.0	2.6	8.9
Geared electric passenger elevators, except residence lifts		3534-105	06/81	(³)	109.5	107.6	-1.8	(³)	1.5	6.8
Hydraulic passenger elevators		3534-112	06/81	(³)	103.2	103.2	0	(³)	(³)	3.1
Freight elevators		3534-114	06/81	119.6	119.8	128.8	7.5	8.1	8.4	25.2
Electric freight elevators		3534-11413	06/81	(³)	(³)	149.1	(³)	(³)	18.3	(³)
Hydraulic freight elevators		3534-11415	06/81	(³)	113.6	113.7	.1	(³)	(³)	13.4
Other non-farm elevators, including sidewalk elevators, dumbwaiters, etc.		3534-196	06/81	106.2	106.2	106.9	.7	.7	(³)	(³)
Parts and attachments for elevators and moving stairways (sold separately)		3534-197	06/81	(³)	113.1	120.5	6.5	(³)	(³)	19.9
Automobile lifts, parts and attachments		3534-2	06/81	112.9	112.9	112.9	0	0	0	(³)
Automobile lifts		3534-231	06/81	112.7	112.7	112.7	0	0	0	(³)
Industrial trucks and tractors	3537		12/79	118.6	117.1	117.1	0	-1.3	-9	4
Primary products		3537-P	12/79	117.9	116.3	116.4	0	-1.6	-1.3	-3
Industrial trucks and tractors, motorized and hand powered		3537-1	12/79	118.3	115.8	115.4	-.4	-1.3	-.9	-.6
Internal combustion trucks and tractors		3537-1A	12/79	118.0	115.4	114.7	-.6	-1.7	-1.2	-1.1
Internal combustion trucks		3537-13	12/79	117.9	115.2	114.5	-.6	-1.8	-1.3	-1.1
Internal combustion trucks, under 6000 lb. capacity		3537-136	12/79	115.7	112.1	111.0	-1.0	-1.8	-3.4	-3.2
Internal combustion trucks, 6000 - 14,999 lb. capacity		3537-137	12/79	119.0	116.5	116.1	-.3	-2.5	.1	-.5
Internal combustion trucks, over 14,999 lb. capacity		3537-138	12/79	122.9	123.2	123.2	0	.1	2.7	4.4
Motorized handtrucks		3537-111	12/79	120.7	120.2	120.1	-.1	(³)	(³)	(³)
Operator-riding electric trucks		3537-123	12/79	116.8	113.8	113.8	0	-1.3	-1.5	-1.6
Handlift trucks, handtrucks, trailers, and dollies		3537-16	12/79	130.4	130.6	129.8	-.6	-.5	1.5	4.0
Other handtrucks, trailers, and dollies		3537-165	12/79	129.3	129.5	128.6	-.7	-.5	(³)	4.5
Parts, attachments and miscellaneous equipment		3537-2	12/79	117.7	118.5	119.9	1.2	-2.2	-2.3	.7
Secondary products		3537-S	12/79	123.1	123.8	123.7	0	.5	1.9	6.1
Construction machinery		3531-S	01/80	114.8	(³)	115.4	(³)	.5	2.6	(³)
All other secondary products		3537-SSS	12/79	(³)	125.3	125.3	0	.5	1.7	(³)
Metal forming machine tools	3542		06/81	106.4	109.1	109.1	0	2.4	3.3	7.8

See footnotes at end of table.

Table 4. Producer price indexes for the net output of selected industries and their products—Continued

Industry and product ¹	Industry code	Product code	Index base	Index			Percent change to Aug. 1982 from —			
				Apr. 1982 ²	July 1982 ²	Aug. 1982 ²	July 1982	May 1982	Feb. 1982	Aug. 1981
Metal forming machine tools—Continued										
Primary products		3542-P	06/81	107.0	110.2	110.2	0	2.9	3.8	8.7
Punching, bending, and forming machines		3542-1	06/81	104.7	106.0	106.1	0	1.3	2.6	4.5
Punching machinery		3542-111	06/81	104.0	103.8	103.9	.1	-.1	1.5	3.9
Fixed position punching machines		3542-11111	06/81	103.3	103.3	103.3	0	0	0	(³)
Shearing machinery		3542-121	06/81	100.4	105.0	105.0	0	4.6	1.5	2.4
Plate shearing machinery		3542-12111	06/81	98.0	103.8	103.8	0	(³)	-.5	.5
Bending and forming machinery		3542-131	06/81	106.8	107.6	107.6	0	.7	3.7	5.8
Rolls: angles, bars and shapes bending		3542-13112	06/81	106.9	108.2	108.2	0	1.3	8.2	(³)
Press brakes		3542-13113	06/81	99.4	106.1	106.1	0	(³)	1.6	(³)
Other bending and forming machinery		3542-13116	06/81	107.6	107.7	107.7	0	0	1.5	4.8
Mechanical and hydraulic presses		3542-2	06/81	108.1	108.8	108.3	-.5	0	4.9	7.7
Mechanical presses		3542-211	06/81	109.2	109.2	109.2	0	0	6.1	8.6
Open inclinable presses, mechanical		3542-21111	06/81	109.7	109.7	109.7	0	0	9.6	9.6
Vertical presses, mechanical		3542-21112	06/81	107.0	107.0	107.0	0	0	0	5.8
Other mechanical presses		3542-21113	06/81	111.5	111.5	111.5	0	0	11.5	11.5
Other metal forming machine tools and forging machines, except forging presses		3542-3	06/81	109.5	112.4	112.4	0	2.7	2.7	9.3
Other metal forming machine tools		3542-312	06/81	107.7	111.9	111.9	0	3.9	3.9	9.9
All other metal forming machine tools		3542-31213	06/81	108.2	114.8	114.8	0	6.1	6.2	14.5
Parts for metal forming machine tools		3542-413	06/81	107.0	114.4	114.7	.2	7.2	4.5	13.2
Secondary products		3542-S	06/81	104.2	105.3	105.7	.4	.6	1.1	4.6
Other secondary products		3542-SSS	06/81	106.9	108.6	109.2	.6	.9	1.7	7.5
Special dies and tools, die sets, jigs and industrial molds										
Primary products	3544	3544-P	06/81	105.9	106.7	107.1	.3	.3	1.2	6.7
Special dies and tools, die sets, jigs and fixtures		3544-1	06/81	108.8	108.8	109.3	.5	.5	.5	9.2
Jigs and fixtures, all types		3544-1A	06/81	119.9	119.9	120.0	0	0	0	20.0
All other jigs and fixtures (holding, positioning, layout, assembly), under 1,000 pounds		3544-117	06/81	100.0	100.0	100.0	0	0	0	(³)
Other jigs and fixtures		3544-11702	06/81	100.0	100.0	100.0	0	0	0	(³)
All other jigs and fixtures (holding, positioning, layout, assembly), 1,000 pounds and over		3544-118	06/81	100.6	100.6	100.9	.2	.2	.2	.7
Other jigs and fixtures		3544-11802	06/81	100.6	100.6	100.9	.2	.2	.2	.7
Standard catalog components and parts for jigs and fixtures, including drill bushings		3544-119	06/81	101.0	101.0	101.0	0	0	0	1.0
Dies		3544-1B	06/81	104.9	104.9	105.6	.7	.7	.7	5.4
Forming and drawing dies		3544-1E	06/81	105.2	105.2	107.7	2.4	2.3	2.3	6.3
Stamping dies, including lamination and blanking dies		3544-1F	06/81	104.4	104.4	104.5	.1	.1	.1	4.5
All other stamping type dies (punch, trim, notch, perforate, etc.)		3544-129	06/81	104.7	104.7	104.9	.2	.2	.2	4.8
Other dies		3544-14907	06/81	100.9	101.5	101.8	.3	.9	.9	1.6
Other components and parts for dies, including standard punches, springs, etc.		3544-179	06/81	104.1	104.1	104.1	0	0	0	4.1
Other components and parts		3544-17902	06/81	104.5	104.5	104.5	.0	0	0	4.5
Industrial molds		3544-2	06/81	101.7	103.7	103.8	.1	0	2.6	3.0
Industrial molds for casting metals		3544-2M	06/81	101.2	102.4	102.4	0	0	1.7	2.2
Diecasting molds		3544-211	06/81	101.2	102.4	102.4	0	0	1.7	(³)
Industrial molds for plastic products		3544-2Q	06/81	101.2	104.0	104.0	0	0	3.6	4.0
Injection molds for plastic products		3544-251	06/81	101.2	104.0	104.0	0	0	3.6	4.0
For 50,000-999,999 cycles		3544-25102	06/81	100.8	(³)	(³)	(³)	(³)	(³)	(³)
All other molds made of metal (including molds for glass and other products) and mold bases		3544-261	06/81	107.4	107.2	107.2	0	-.4	-.2	(³)
Other molds		3544-26104	06/81	100.2	96.3	96.3	0	-7.2	-3.7	(³)
Miscellaneous receipts		3544-M	06/81	100.0	103.3	103.3	0	0	3.3	3.3
Secondary products		3544-S	06/81	99.7	100.3	100.3	0	0	.5	-.2
Power driven hand tools										
Primary products	3546	3546-P	12/80	112.2	114.1	114.2	.1	.9	2.8	6.1
Power driven hand tools, electric		3546-1	12/80	109.0	108.9	109.1	.2	.3	.9	2.7
Circular saws: armature mounted primarily on sleeve bearings		3546-112	12/80	101.8	101.8	(³)	(³)	(³)	(³)	(³)
Hammers, percussion and rotary, without drill chuck		3546-124	12/80	106.6	106.6	106.6	0	0	.8	3.4
Impact wrenches		3546-125	12/80	113.5	113.5	113.5	0	0	.7	4.0
Other elec.-powered hand tools; incl. shears & nibblers, electric chain saws, hammer drills		3546-135	12/80	120.1	120.1	121.3	1.0	1.0	2.4	12.5
Parts, attachments and accessories for electric-powered hand tools (sold separately)		3546-136	12/80	106.4	106.4	106.4	0	0	1.4	1.4
Drills: armature mounted primarily on sleeve bearings		3546-181	12/80	111.2	111.2	111.5	.2	.2	.2	3.1
Over 1/4 inch chuck size to under 1/2 inch		3546-18103	12/80	111.9	111.9	112.3	.3	.3	.3	2.5
Drills: armature mounted primarily on other than sleeve bearings		3546-182	12/80	109.5	109.6	109.6	0	.1	.1	-.8
Over 1/4 inch chuck size to under 1/2 inch		3546-18207	12/80	104.6	104.8	104.8	0	.2	.2	-1.6
Right angle grinders, polishers, and circular sanders		3546-18326	12/80	106.8	106.8	106.8	0	0	.7	3.8
Sanders		3546-184	12/80	112.4	112.4	112.9	.5	.5	.5	6.3
Belt		3546-18433	12/80	111.3	111.3	112.2	.8	.8	.8	9.5
Oscillating, reciprocating and vibrating		3546-18434	12/80	113.4	113.4	113.6	.2	(³)	.2	3.6
Circular saws: armature mounted primarily on other than sleeve bearings		3546-185	12/80	111.8	112.1	112.3	.3	3.2	4.1	3.0
Between 7 inch and 8 inch blade		3546-18516	12/80	112.1	112.1	112.1	0	(³)	4.9	2.9
Saws - jigs, saber, reciprocating		3546-186	12/80	109.1	105.9	105.9	0	-2.9	-2.9	-3.3
Power driven hand tools, pneumatic, hydraulic and powder actuated		3546-2	12/80	113.5	115.7	115.7	0	.3	3.2	7.5
Percussion tools		3546-237	12/80	109.1	108.1	(³)	(³)	(³)	(³)	(³)
Drills, screwdrivers, nutrunners		3546-238	12/80	111.7	113.7	113.7	0	1.8	(³)	6.5
Grinders, polishers, sanders		3546-243	12/80	113.4	114.7	(³)	(³)	(³)	(³)	(³)
Other pneumatic powered hand tools include hydraulic		3546-249	12/80	114.2	119.2	(³)	(³)	(³)	(³)	(³)

See footnotes at end of table.

Table 4. Producer price indexes for the net output of selected industries and their products—Continued

Industry and product ¹	Industry code	Product code	Index base	Index			Percent change to Aug. 1982 from —			
				Apr. 1982 ²	July 1982 ²	Aug. 1982 ²	July 1982	May 1982	Feb. 1982	Aug. 1981
Power driven hand tools—Continued										
Parts, attachments, and accessories for pneumatic, hydraulic and powder actuated tools		3546-251	12/80	118.1	121.6	121.6	0	-0.3	(³)	11.0
Secondary products		3546-S	12/80	108.0	108.1	108.6	.4	.5	1.4	.9
Rolling mill machinery	3547									
Primary products		3547-P	12/81	106.5	107.2	107.2	0	2.1	6.2	(³)
Secondary products		3547-S	12/81	(³)	105.1	105.1	0	(³)	(³)	(³)
Textile machinery	3552									
Primary products		3552-P	12/80	113.4	115.0	114.6	-4	1.0	2.1	5.5
Textile machinery		3552-1	12/80	114.2	115.9	115.4	-4	1.0	2.3	5.9
Cleaning, opening, and card room equipment		3552-116	12/80	110.5	113.1	112.2	-8	1.6	2.3	4.4
Bleaching, dyeing, and finishing equipment		3552-185	12/80	114.9	114.9	114.9	0	0	2.3	3.5
Machines for drying stocks, yarn, and cloth		3552-187	12/80	114.4	115.1	109.9	-4.5	-3.9	-2.6	(³)
Other textile machinery		3552-199	12/80	(³)	106.9	106.9	0	0	0	-3
Parts and attachments for textile machinery		3552-2	12/80	(³)	109.8	109.8	0	(³)	(³)	(³)
Textile machinery turnings and shapes		3552-211	12/80	118.0	118.7	118.7	0	.4	2.3	7.3
Parts and attachments for other fiber to fabric and fabric machinery		3552-232	12/80	139.5	141.1	141.1	0	1.2	6.8	20.3
Parts and attachments for power looms		3552-241	12/80	128.4	128.4	128.4	0	0	3.5	3.4
Parts and attachments for bleaching, dyeing and finishing machinery		3552-271	12/80	113.9	(³)	113.9	(³)	0	0	4.3
Parts and attachments for other textile machinery		3552-299	12/80	113.2	113.2	113.1	-1	-1	1.0	5.8
Secondary products		3552-S	12/80	108.3	109.3	109.3	0	0	.1	6.8
			12/80	109.4	110.2	110.2	0	.7	1.2	3.7
Woodworking machinery	3553									
Primary products		3553-P	12/80	105.9	103.8	104.1	.3	-1.7	-1.0	2.3
Woodworking machinery, excluding home workshop and power-driven handtools		3553-1	12/80	109.6	107.1	107.4	.3	-1.9	-1.3	2.0
Sawmill equipment		3553-112	12/80	106.6	104.2	104.6	.4	-1.9	-1.6	-1
Sawing machines, except sawmill equipment		3553-162	12/80	103.4	102.7	103.8	1.0	.3	.5	(³)
Boring machinery, carving machinery, dovetailers, mortisers, routers, shapers, and tenoners		3553-175	12/80	113.5	116.3	116.3	0	2.4	2.4	4.1
Parts, attachments and accessories: cutting tools other than saw blades		3553-185	12/80	109.8	111.9	111.9	0	1.9	2.8	5.6
All other parts, attachments, and accessories, excluding saw blades		3553-187	12/80	115.6	86.0	86.0	0	-25.6	-23.9	-22.1
Other woodworking machinery, including lathes, drilling machines, jointers, planers, etc.		3553-198	12/80	102.0	102.3	103.1	.8	1.0	1.0	(³)
Secondary products		3553-S	12/80	104.4	104.4	104.4	0	0	0	2.5
			12/80	106.0	106.0	106.0	0	0	2.4	3.5
Paper industries machinery	3554									
Primary products		3554-P	06/82	(³)	101.0	101.8	.7	(³)	(³)	(³)
Wood preparation equipment		3554-1	06/82	(³)	100.3	101.3	1.0	(³)	(³)	(³)
Barkers, chippers, knotters, splitters, chipscreens, etc.		3554-111	06/82	(³)	100.0	100.0	0	(³)	(³)	(³)
Parts and attachments for wood preparation equipment (sold separately)		3554-181	06/82	(³)	100.0	100.0	0	(³)	(³)	(³)
Papermill machinery		3554-3	06/82	(³)	100.0	103.6	3.6	(³)	(³)	(³)
Paper and paperboard converting equipment		3554-4	06/82	(³)	100.7	101.1	.3	(³)	(³)	(³)
Other converting equipment, including drum, can, and tube making machines		3554-459	06/82	(³)	102.4	102.5	.1	(³)	(³)	(³)
Miscellaneous receipts		3554-M	06/82	(³)	104.3	104.3	0	(³)	(³)	(³)
Contract work and other miscellaneous receipts		3554-XY9	06/82	(³)	104.3	104.3	0	(³)	(³)	(³)
Secondary products		3554-S	06/82	(³)	102.0	102.0	0	(³)	(³)	(³)
Other special industry machinery	3559									
Primary products		3559-P	12/81	102.3	103.9	104.0	0	1.6	2.7	(³)
Chemical machinery and parts		3559-1	12/81	102.6	104.6	104.6	.1	1.8	3.2	(³)
Chemical mixers		3559-112	12/81	104.4	106.0	106.0	-1	1.5	4.2	(³)
Other chemical machinery		3559-115	12/81	101.4	102.5	101.4	-1.1	0	0	(³)
Foundry machinery and parts		3559-2	12/81	103.2	103.2	103.9	.7	.7	3.9	(³)
Molding machinery		3559-222	12/81	103.1	103.1	103.0	-1	-1	1.6	(³)
Other foundry machinery, parts and flasks		3559-299	12/81	103.0	102.9	102.6	-3	-4	1.0	(³)
Plastic working machinery		3559-3	12/81	103.2	103.2	103.2	0	0	1.8	(³)
Extrusion machinery		3559-333	12/81	101.4	102.4	102.4	0	1.1	1.8	(³)
Injection molding machinery		3559-351	12/81	(³)	108.8	108.8	0	(³)	(³)	(³)
Other plastic machinery and parts		3559-399	12/81	(³)	102.0	102.0	(³)	(³)	(³)	(³)
Rubber working machinery		3559-4	12/81	101.0	100.5	100.5	0	(³)	.2	(³)
Other rubber working machinery (includes mixers) and parts		3559-498	12/81	101.6	102.7	102.7	0	.4	2.0	(³)
Other special industry machinery, n.e.c.		3559-5	12/81	101.9	102.7	102.7	0	.7	1.9	(³)
Concrete machinery and parts		3559-546	12/81	102.8	105.7	105.9	.1	2.9	4.1	(³)
Bottle forming, glassmaking machinery, and parts		3559-546	12/81	(³)	103.3	103.5	.2	(³)	(³)	(³)
Shoemaking machinery, parts		3559-552	12/81	104.6	110.8	110.8	0	5.4	5.9	(³)
Cotton ginning machinery, parts		3559-562	12/81	(³)	(³)	103.3	(³)	(³)	(³)	(³)
Metal cleaning, degreasing machinery, parts		3559-573	12/81	107.4	107.4	107.8	.4	.4	.7	(³)
Other machinery, parts		3559-581	12/81	(³)	(³)	106.5	(³)	1.1	(³)	(³)
Stoneworking machinery, parts		3559-589	12/81	101.5	104.9	104.8	0	3.3	4.7	(³)
Other machinery, parts (includes optical lens machinery)		3559-58913	12/81	(³)	105.9	105.9	0	(³)	(³)	(³)
		3559-58918	12/81	100.4	102.2	102.1	-1	1.6	1.8	(³)
Industrial process furnaces and ovens	3567									
Primary products		3567-P	06/81	106.2	107.1	107.2	.2	.6	5.4	6.9
Electric industrial furnaces and ovens, excluding induction and dielectric		3567-1	06/81	104.7	105.9	106.0	.2	.8	4.0	5.6
Electric metal processing industrial furnaces and ovens		3567-1A	06/81	109.0	109.0	109.0	0	.1	8.0	9.0
Electric metal heat-treating furnaces		3567-121	06/81	109.4	109.4	109.4	0	0	8.3	9.4
			06/81	104.0	(³)	(³)	(³)	(³)	(³)	(³)

See footnotes at end of table.

Table 4. Producer price indexes for the net output of selected industries and their products—Continued

Industry and product ¹	Industry code	Product code	Index base	Index			Percent change to Aug. 1982 from —			
				Apr. 1982 ²	July 1982 ²	Aug. 1982 ²	July 1982	May 1982	Feb. 1982	Aug. 1981
Industrial process furnaces and ovens—Continued										
Excluding wood, cement and chemical processing kilns, but including other kilns and lehrs		3567-171	06/81	103.9	104.9	104.9	0	0.7	5.1	4.9
Electric nonmetallic processing ovens		3567-17102	06/81	(³)	109.1	109.1	0	(³)	(³)	(³)
Fuel-fired industrial furnaces and ovens, oil or gas		3567-2	06/81	101.6	102.5	102.8	.3	1.0	1.3	2.7
Fuel-fired metal processing industrial furnaces and ovens		3567-2A	06/81	102.0	103.4	103.8	.4	1.5	1.9	3.6
Fuel-fired metal heat-treating furnaces		3567-221	06/81	101.2	101.7	102.5	.8	.8	1.2	2.2
Open-fired heat-treating furnaces		3567-22101	06/81	(³)	103.2	103.2	0	(³)	(³)	(³)
Continuous fuel-fired ovens for metal processing		3567-24102	06/81	103.0	(³)	105.6	(³)	2.4	(³)	5.5
High frequency induction and dielectric furnaces and heating equipment		3567-4	06/81	106.5	109.2	110.1	.9	.9	5.0	9.2
Metal melting line type induction furnaces		3567-417	06/81	106.3	106.4	107.0	.6	.6	2.3	6.3
Metal melting line type induction furnaces, ferrous		3567-41701	06/81	106.2	106.3	106.8	.5	.5	2.2	6.1
Other electric heating units for industrial use and all parts, attachments, and components		3567-5	06/81	104.1	106.0	106.0	.0	1.3	3.5	5.2
Tubular heaters		3567-551	06/81	104.8	106.6	106.6	0	0	7.0	8.6
Other industrial electric heating units, including strip, space, ring & immersion heaters		3567-559	06/81	(³)	104.3	104.3	0	(³)	(³)	2.0
Parts, attachments and components for industrial furnaces and ovens and heating units		3567-591	06/81	105.4	107.7	107.7	0	2.3	3.1	7.7
Secondary products		3567-S	06/81	114.8	114.8	114.8	0	0	12.8	14.8
Other secondary products		3567-SSS	06/81	115.9	(³)	115.9	(³)	0	13.7	(³)
Scales and balances except laboratory	3576		12/80	105.3	106.4	106.4	0	1.0	1.3	2.3
Primary products		3576-P	12/80	104.4	105.2	105.2	0	.7	1.0	2.1
Motor truck scales		3576-1	12/80	104.8	105.0	105.0	0	.2	-3.2	-4.9
Industrial scales		3576-3	12/80	101.6	101.5	101.5	0	0	.1	2.1
Bench and portable scales		3576-321	12/80	107.3	106.9	106.9	0	0	-1.2	1.2
Floor scales		3576-323	12/80	105.2	105.2	105.2	0	0	1.9	5.2
Miscellaneous industrial scales, incl. crane, suspension, tank, hopper, & conveyor		3576-329	12/80	(³)	91.4	91.4	0	0	.5	1.0
Commercial, retail scales		3576-4	12/80	103.5	104.5	104.5	0	1.0	1.0	1.1
Miscellaneous retail - commercial scales inclu.: non-computing counter, egg-grading & hanging		3576-435	12/80	(³)	110.5	110.5	0	4.9	(³)	(³)
Personal, household scales		3576-5	12/80	115.0	119.6	119.6	0	4.0	7.0	9.0
Person-weighing scales and miscellaneous household scales		3576-545	12/80	(³)	120.7	120.7	0	2.2	(³)	(³)
Mailing scales		3576-6	12/80	103.4	103.4	103.4	0	0	0	5.9
Accessories and attachments for scales and balances		3576-7	12/80	101.2	101.2	101.2	0	0	0	-7
Parts for scales and balances		3576-8	12/80	102.8	102.8	102.8	0	0	0	0
Secondary products		3576-S	12/80	129.4	138.8	138.8	0	7.2	7.2	7.5
Automatic merchandising machines	3581		06/82	(³)	100.6	100.6	0	(³)	(³)	(³)
Primary products		3581-P	06/82	(³)	100.6	100.6	0	(³)	(³)	(³)
Automatic merchandising machines, coin-operated, excluding parts		3581-1	06/82	(³)	100.8	100.8	0	(³)	(³)	(³)
Vending machines for beverages		3581-11	06/82	(³)	101.2	101.2	0	(³)	(³)	(³)
Soft drink		3581-115	06/82	(³)	100.0	100.0	0	(³)	(³)	(³)
Vending machines for confections and food		3581-12	06/82	(³)	100.0	100.0	0	(³)	(³)	(³)
All other vending machines		3581-13	06/82	(³)	100.0	100.0	0	(³)	(³)	(³)
Coin-operated mechanisms and other parts for automatic merchandising machines		3581-2	06/82	(³)	100.0	100.0	0	(³)	(³)	(³)
Coin-operated mechanisms (for sale separately)		3581-251	06/82	(³)	100.0	100.0	0	(³)	(³)	(³)
Coin acceptors/rejectors		3581-25102	06/82	(³)	100.0	100.0	(³)	(³)	(³)	(³)
Miscellaneous receipts		3581-M	06/82	(³)	100.0	100.0	0	(³)	(³)	(³)
Secondary products		3581-S	06/82	(³)	100.0	100.0	0	(³)	(³)	(³)
Service industry machinery	3589		06/82	(³)	100.0	100.2	.2	(³)	(³)	(³)
Primary products		3589-P	06/82	(³)	100.0	100.2	.2	(³)	(³)	(³)
Commercial cooking and food warming equipment		3589-1	06/82	(³)	100.0	100.0	0	(³)	(³)	(³)
Nonelectric commercial cooking and food warming equipment		3589-11	06/82	(³)	100.0	100.0	0	(³)	(³)	(³)
Electric and microwave commercial cooking and food warming equipment		3589-16	06/82	(³)	100.0	100.0	0	(³)	(³)	(³)
Commercial food warming equipment, including hot food server units and steam tables		3589-165	06/82	(³)	100.0	100.0	0	(³)	(³)	(³)
Other commercial cooking equipment (electric)		3589-167	06/82	(³)	100.0	100.0	0	(³)	(³)	(³)
Service industry machines and parts		3589-2	06/82	(³)	100.0	100.4	.4	(³)	(³)	(³)
Floor maintenance machinery, commercial and industrial		3589-23	06/82	(³)	100.0	100.0	0	(³)	(³)	(³)
Commercial carpet cleaners and shampoers		3589-237	06/82	(³)	100.0	100.0	0	(³)	(³)	(³)
Sewage purification equipment		3589-281	06/82	(³)	100.0	100.7	.7	(³)	(³)	(³)
Clarifier		3589-28113	06/82	(³)	100.0	100.0	0	(³)	(³)	(³)
Pump station		3589-28116	06/82	(³)	100.0	101.0	1.0	(³)	(³)	(³)
Other industrial and commercial service machines		3589-292	06/82	(³)	100.0	100.0	0	(³)	(³)	(³)
Commercial and industrial vacuum cleaners		3589-3	06/82	(³)	100.0	100.0	0	(³)	(³)	(³)
Portable, including parts		3589-311	06/82	(³)	100.0	100.0	0	(³)	(³)	(³)
Miscellaneous receipts		3589-M	06/82	(³)	100.0	100.0	0	(³)	(³)	(³)
Resales		3589-Z89	06/82	(³)	100.0	100.0	0	(³)	(³)	(³)
Secondary products		3589-S	06/82	(³)	100.0	100.0	0	(³)	(³)	(³)
Transformers	3612		06/81	106.5	107.2	107.8	.6	.6	1.7	6.2
Primary products		3612-P	06/81	107.0	107.1	107.8	.6	.6	1.3	6.0
Liquid immersed		3612-101	06/81	110.7	111.5	112.4	.9	1.4	2.8	10.9
Pole type, 500 KVA or less, single phase		3612-10111	06/81	108.9	110.2	110.9	.7	1.6	2.6	9.0
Pad mount, 500 KVA or less, single phase		3612-10112	06/81	(³)	113.3	113.5	.2	(³)	1.6	12.2
Power transformers		3612-2	06/81	107.2	106.6	106.6	0	-.6	-.3	3.4
Small power transformers, one and three phase		3612-201	06/81	107.1	107.5	107.5	0	0	.3	3.8
501-2500 KVA, liquid immersed		3612-20121	06/81	(³)	110.1	(³)	(³)	(³)	(³)	(³)
Large power transformers, one and three phase, liquid immersed		3612-202	06/81	107.2	106.1	106.1	0	-1.0	-.8	3.1

See footnotes at end of table.

Table 4. Producer price indexes for the net output of selected industries and their products—Continued

Industry and product ¹	Industry code	Product code	Index base	Index			Percent change to Aug. 1982 from —			
				Apr. 1982 ²	July 1982 ²	Aug. 1982 ²	July 1982	May 1982	Feb. 1982	Aug. 1981
Transformers—Continued										
Fluorescent lamp ballasts		3612-3	06/81	105.8	105.9	105.9	0	0	0.2	5.9
Uncorrected power factor type		3612-301	06/81	105.4	105.3	105.3	0	0	.7	5.0
Corrected power factor type		3612-302	06/81	105.9	105.9	105.9	.0	0	.1	6.0
Specialty and all other transformers		3612-4	06/81	101.7	101.9	102.6	.7	.7	1.0	2.3
Open core and coil, and all units end-bell enclosed, 250 KVA and less		3612-401	06/81	101.9	102.5	107.1	4.5	5.1	5.4	8.2
General purpose, one and three phase		3612-404	06/81	104.6	104.5	105.3	.8	0	.9	4.3
All other transformers including luminous tube and ignition, and saturable core reactors		3612-406	06/81	103.0	103.3	(³)	(³)	(³)	(³)	(³)
Household cooking equipment and parts	3631		06/81	103.7	105.1	106.7	1.5	2.4	2.5	6.3
Primary products		3631-P	06/81	103.5	105.0	106.7	1.6	2.7	2.8	6.4
Electric, electronic, and microwave household cooking units and parts		3631-1	06/81	102.6	104.4	106.0	1.5	2.9	2.9	6.4
Free-standing electric ranges and ovens		3631-1A	06/81	107.3	111.0	114.2	2.9	6.0	5.0	10.7
Free-standing ranges under 23 inches in width		3631-111	06/81	(³)	102.5	110.2	7.6	(³)	(³)	10.2
Free-standing ranges 23 to 32 inches in width		3631-112	06/81	107.4	111.2	114.3	2.8	6.0	5.0	10.8
Low oven		3631-11201	06/81	107.4	111.2	114.3	2.8	6.0	5.0	10.8
Other than free-standing electric ranges		3631-1B	06/81	107.1	108.1	109.1	.9	1.9	2.7	6.0
Built-in ranges		3631-121	06/81	106.1	107.5	108.3	.7	2.0	3.2	(³)
Surface cooking tops		3631-21113	06/81	110.1	113.1	114.7	1.4	4.2	(³)	(³)
Drop-in ranges		3631-1212	06/81	109.7	109.7	111.4	1.5	1.5	1.5	(³)
Microwave cooking equipment		3631-1C	06/81	94.4	95.0	95.0	0	0	.6	(³)
Portable microwave ovens		3631-174	06/81	94.4	95.0	95.0	0	0	.6	(³)
Gas household units and parts		3631-3	06/81	105.3	106.8	109.5	2.5	3.3	3.4	6.8
Standard type gas ranges		3631-3A	06/81	105.0	106.4	109.2	2.6	3.3	3.4	6.7
Free-standing ranges		3631-312	06/81	105.0	106.5	109.7	3.0	3.7	3.7	6.9
Free-standing gas ranges 32 inches and over in width		3631-31211	06/81	107.3	110.4	115.9	5.0	7.5	4.2	(³)
Free-standing gas ranges over 24 to 32 inches in width		3631-31213	06/81	104.0	105.2	108.3	2.9	3.5	3.7	6.1
Free-standing gas ranges 24 inches and under in width		3631-31215	06/81	(³)	111.0	110.9	-.1	(³)	(³)	(³)
Surface cooktops		3631-319	06/81	106.4	106.8	(³)	(³)	(³)	(³)	(³)
Slide-in or drop-in		3631-323	06/81	109.5	112.5	112.8	.3	3.1	4.0	8.3
Outdoor cooking equipment and all other household cooking equipment except gas and electric		3631-4	06/81	105.0	105.1	105.1	0	0	.7	5.5
Outdoor cooking equipment		3631-4A	06/81	105.0	105.0	105.0	0	0	.7	5.4
Portable outdoor cooking units		3631-412	06/81	104.7	104.7	104.7	0	-.1	.9	5.3
Solid fuel consuming		3631-41211	06/81	107.0	(³)	(³)	(³)	(³)	(³)	(³)
Other fuel consuming		3631-41213	06/81	105.2	(³)	(³)	(³)	(³)	(³)	(³)
Miscellaneous receipts		3631-M	06/81	104.0	105.0	105.0	0	0	.9	(³)
Resales		3631-Z89	06/81	104.0	105.0	105.0	0	0	.9	(³)
Secondary products		3631-S	06/81	106.6	106.6	108.4	1.7	1.7	0	(³)
Other secondary products		3631-SSS	06/81	104.7	104.7	107.0	2.2	2.2	0	(³)
Household refrigerators and freezers	3632		12/81	103.3	105.5	105.8	.2	1.8	3.4	(³)
Primary products		3632-P	12/81	103.5	106.4	106.5	0	2.1	4.2	(³)
Household refrigerators, including combination refrigerator-freezers, complete units		3632-1	12/81	103.5	106.6	106.7	0	2.2	4.3	(³)
14.4 cubic feet and under		3632-102	12/81	(³)	108.2	108.2	0	(³)	(³)	(³)
19.5 cubic feet and over		3632-148	12/81	102.9	105.3	105.3	0	.9	2.3	(³)
Secondary products		3632-S	12/81	(³)	102.7	103.6	.8	(³)	(³)	(³)
Household laundry equipment	3633		12/79	121.8	123.1	123.6	.3	.6	5.1	8.6
Primary products		3633-P	12/79	122.3	123.8	124.2	.4	.6	5.7	8.5
Household mechanical washing machines, dryers, and washer-dryer combinations		3633-1	12/79	120.4	121.8	122.4	.4	.5	6.4	8.4
Washing machines, mechanical, electric		3633-1A	12/79	117.7	119.8	120.0	.1	.7	6.1	8.2
Full and semi-automatic		3633-131	12/79	117.6	119.7	119.8	.1	.7	6.1	8.2
Dryers, mechanical		3633-15	12/79	125.2	125.4	126.6	1.0	.2	7.0	8.8
Gas		3633-151	12/79	120.8	(³)	121.8	(³)	.4	3.2	(³)
Electric		3633-155	12/79	126.7	127.1	128.3	.9	.1	8.2	9.4
Parts, attachments, & accessories for household laundry equipment		3633-396	12/79	136.3	138.4	138.4	0	1.5	1.5	9.1
Secondary products		3633-S	12/79	119.1	119.8	119.8	0	.2	1.6	9.5
Current-carrying wiring devices	3643		12/81	103.8	105.6	105.7	.1	1.1	3.0	(³)
Primary products		3643-P	12/81	103.0	104.9	105.0	.1	1.2	3.1	(³)
Current-carrying wiring devices		3643-1	12/81	103.0	104.9	105.0	.1	1.2	3.1	(³)
Lampholders		3643-1A	12/81	107.2	109.2	109.2	0	1.9	1.9	(³)
Incandescent lampholders		3643-103	12/81	(³)	109.4	109.4	0	(³)	(³)	(³)
All other lampholders, including fluorescent		3643-117	12/81	(³)	108.6	108.6	0	(³)	(³)	(³)
General use flush mounted switches for switch or outlet boxes, except dimmers		3643-1C	12/81	100.0	102.0	102.0	0	0	2.0	(³)
AC single pole, excluding mercury switches		3643-168	12/81	(³)	104.8	104.8	0	(³)	(³)	(³)
All other general use switches		3643-169	12/81	(³)	100.0	100.0	0	(³)	(³)	(³)
Special purpose switches		3643-1D	12/81	101.6	102.1	102.1	0	.5	1.2	(³)
Precision snap-acting switches (1/8" gap or less), excluding limit switches and dimmers		3643-136	12/81	101.1	100.9	100.9	0	-.2	.7	(³)
Dimmers and all other special purpose switches		3643-177	12/81	106.2	108.8	108.8	0	2.4	4.7	(³)
Wire connectors		3643-1E	12/81	103.1	104.6	104.6	0	1.1	2.9	(³)
Convenience and power outlets, excluding pin and sleeve		3643-1G	12/81	(³)	103.1	102.7	-.3	(³)	(³)	(³)
Convenience and power outlets: 2-pole, 3-wire and up (flush), nonlocking, 15 amps and under		3643-131	12/81	(³)	103.1	102.7	-.3	(³)	(³)	(³)
Convenience and power outlets, attachment plug caps, and connector bodies: pin and sleeve		3643-127	12/81	(³)	111.8	111.8	0	(³)	(³)	(³)
Terminal blocks		3643-197	12/81	102.5	110.0	(³)	(³)	(³)	(³)	(³)

See footnotes at end of table.

Table 4. Producer price indexes for the net output of selected industries and their products—Continued

Industry and product ¹	Industry code	Product code	Index base	Index			Percent change to Aug. 1982 from —			
				Apr. 1982 ²	July 1982 ²	Aug. 1982 ²	July 1982	May 1982	Feb. 1982	Aug. 1981
Current-carrying wiring devices—Continued										
All other current-carrying wiring devices		3643-198	12/81	102.0	104.9	104.8	0	1.6	4.5	(³)
Secondary products		3643-S	12/81	107.5	108.7	108.7	0	.8	2.4	(³)
All other secondary products		3643-SSS	12/81	108.4	109.7	109.7	0	.9	2.6	(³)
Noncurrent-carrying wiring devices										
Primary products	3644	3644-P	12/81	99.2	99.4	99.3	-.1	-1.1	.5	(³)
Electrical transmission line and utility pole hardware		3644-1	12/81	94.6	94.6	94.9	.3	.3	.3	(³)
Electrical metal conduit and conduit fittings		3644-2	12/81	100.0	97.2	98.0	.8	-1.8	-1.6	(³)
Electrical metal tubing		3644-227	12/81	97.8	94.1	95.1	1.0	-2.8	-4.3	(³)
EMT fittings (couplings and connectors), all types		3644-261	12/81	(³)	114.6	112.1	-2.2	(³)	(³)	(³)
All other noncurrent-carrying wiring devices		3644-3	12/81	102.4	103.5	103.6	.1	.8	2.5	(³)
Stamped metal boxes, covers, and accessories, including stamped conduit boxes		3644-3A	12/81	102.4	104.0	104.2	.2	1.0	4.5	(³)
Stamped metal switch and receptacle boxes		3644-331	12/81	100.8	102.5	102.7	.2	.7	3.3	(³)
Stamped metal outlet boxes		3644-332	12/81	103.7	106.0	106.1	.1	(³)	6.1	(³)
Cast metal boxes, covers, gaskets, and accessories		3644-3B	12/81	106.6	107.1	107.3	.2	.7	2.5	(³)
All other noncurrent-carrying wiring devices, including floor boxes and covers		3644-375	12/81	103.8	103.9	103.9	0	.3	.1	(³)
Secondary products		3644-S	12/81	98.0	102.3	100.2	-2.1	-2.6	2.0	(³)
All other secondary products		3644-SSS	12/81	98.1	103.7	100.9	-2.6	-3.3	(³)	(³)
Commercial lighting fixtures										
Primary products	3646	3646-P	06/81	104.6	106.6	106.2	-.4	-1.0	3.0	6.6
Electric lighting fixtures, commercial and institutional types		3646-2	06/81	104.8	106.3	105.6	-.6	-1.3	2.2	5.2
Incandescent fixtures, except portable		3646-201	06/81	103.6	105.4	105.4	0	0	2.4	4.2
Utilitarian and ornamental types, surface or pendant		3646-20111	06/81	107.5	110.4	110.4	0	0	4.7	9.3
Utilitarian and ornamental types, recessed		3646-20115	06/81	(³)	103.1	(³)	(³)	(³)	(³)	(³)
Other incandescent fixtures, including portable		3646-20119	06/81	101.2	105.6	105.6	0	0	4.9	(³)
Mercury and other high-intensity discharge fixtures		3646-202	06/81	111.1	112.4	112.4	0	.6	5.1	12.0
Fluorescent fixtures, except portable		3646-203	06/81	104.9	106.2	105.3	-.9	-1.9	1.9	5.2
Recessed air handling		3646-20351	06/81	(³)	104.8	104.8	0	(³)	-.5	2.7
Recessed non-air handling		3646-20353	06/81	102.9	107.8	103.9	-3.6	-4.4	-2.8	3.9
Striplights		3646-20354	06/81	107.4	106.9	104.6	-2.1	-3.3	5.6	4.1
Plastic wraparound		3646-20356	06/81	106.2	102.1	106.1	3.9	-.1	6.5	(³)
Wall mounted		3646-20357	06/81	109.4	109.4	109.4	0	0	4.9	9.4
Surface or pendant		3646-20358	06/81	(³)	110.3	110.3	0	(³)	(³)	8.3
All other fluorescent fixtures		3646-20363	06/81	106.7	106.7	106.7	0	0	(³)	4.2
Component or renewal parts for commercial or institutional fixtures, sold separately		3646-204	06/81	104.8	104.8	104.8	0	0	9.0	4.3
General fixtures, except portable		3646-305	06/81	107.2	107.8	108.0	.2	-.6	1.4	8.0
Fluorescent fixtures		3646-30513	06/81	(³)	111.6	112.0	.3	.3	2.7	12.0
Mercury and other high-intensity discharge fixtures		3646-30521	06/81	103.6	(³)	101.1	(³)	-2.5	-1.5	(³)
Secondary products		3646-S	06/81	100.7	109.1	109.1	0	0	12.4	15.3
Lighting equipment, n.e.c.		3648-S	06/81	(³)	109.1	109.1	0	0	12.4	15.3
Radio and t.v.'s, phonographs, and related equipment										
Primary products	3651	3651-P	03/80	98.5	98.3	97.9	-.4	-.6	-1.8	-.8
Radios: home, car, and combination models		3651-1	03/80	90.3	90.4	90.4	0	-.2	-.7	2.6
Combination models		3651-1B	03/80	89.7	91.1	91.0	0	.2	-.2	-4.2
Table and portable radio combinations, stereo and quadraphonic		3651-112	03/80	76.7	(³)	(³)	(³)	(³)	(³)	(³)
Automobile radios and tape players		3651-1C	03/80	88.5	88.5	88.5	0	0	.1	9.3
Television receivers, including combination models		3651-2	03/80	97.5	97.2	97.0	-.7	-.4	-3.3	-3.7
Console and console tv receiver, color		3651-204	03/80	98.3	98.0	99.0	1.0	.8	-2.2	-3.1
Table and portable		3651-21	03/80	96.6	97.3	95.2	-2.2	-1.5	-3.9	-4.0
Color, over 10 inches through 17 inches		3651-215	03/80	95.2	95.2	93.6	-1.7	-1.7	-4.6	-4.8
Color, over 17 inches		3651-216	03/80	96.8	97.6	95.2	-2.5	-1.6	-4.0	-4.7
High fidelity components		3651-4	03/80	107.1	102.7	102.0	-.6	-4.8	-4.6	-3.0
Phonographs, except mechanical		3651-4A	03/80	108.5	114.4	111.8	-2.2	3.1	3.1	7.9
Electric phonograph, not coin operated, monophonic		3651-411	03/80	113.4	113.4	113.4	0	0	0	(³)
Consumer high fidelity components		3651-4B	03/80	107.4	98.0	98.0	0	-.8	-.8	-8.6
Phonograph cartridges and pickups		3651-414	03/80	113.9	85.1	85.1	0	-25.3	-25.3	-25.3
Audio tape recorders and players, cassette		3651-437	03/80	108.0	108.0	108.0	0	0	2.1	6.3
Speakers, including public address systems		3651-5	03/80	108.6	108.8	108.8	0	.2	.8	2.5
Loudspeaker systems		3651-5A	03/80	103.9	104.0	105.9	1.8	1.8	2.5	2.5
Bookshelf type		3651-556	03/80	94.8	(³)	95.2	(³)	.4	.4	-.4
Floor standing		3651-557	03/80	112.7	(³)	(³)	(³)	(³)	(³)	(³)
Loudspeakers sold separately		3651-554	03/80	111.4	111.4	111.7	.3	.3	.8	(³)
Microphones		3651-555	03/80	115.0	116.6	116.6	0	1.4	2.6	2.8
Public address systems		3651-594	03/80	109.3	109.3	100.2	-8.3	-8.3	-8.3	-7.1
Secondary products		3651-S	03/80	112.0	112.2	112.0	-.2	0	.5	(³)
Semiconductors and related devices										
Primary products	3674	3674-P	06/81	99.1	100.5	100.3	-.2	1.1	.4	1.5
Integrated circuits		3674-1	06/81	96.7	92.5	92.2	-.4	-1.8	-4.0	-7.2
Digital monolithic integrated circuits		3674-1A	06/81	92.6	90.6	90.2	-.5	-3.2	-5.9	-9.4
Bipolar		3674-12	06/81	95.2	95.6	95.5	0	-3.7	-3.7	-3.7
Memory		3674-121	06/81	83.5	83.5	83.5	0	-.6	-.6	-16.4
Other		3674-12105	06/81	88.6	(³)	(³)	(³)	(³)	(³)	(³)
Logic		3674-122	06/81	100.8	101.4	101.4	0	-1.0	-1.1	2.5
TTL (transistor transistor logic)		3674-12216	06/81	101.3	102.3	102.3	0	-1.4	-1.4	4.2
Other logic types		3674-12226	06/81	100.0	(³)	99.6	(³)	-.3	-.3	-.4
MOS (metal oxide on silicon)		3674-13	06/81	90.8	87.3	86.5	-.8	-2.8	-7.5	-13.4
Microprocessor		3674-13128	06/81	97.9	93.1	92.9	-.3	-3.9	-7.3	-8.5
MOS, except microprocessors		3674-132	06/81	89.5	86.1	85.3	-1.0	-2.6	-7.5	-14.7

See footnotes at end of table.

Table 4. Producer price indexes for the net output of selected industries and their products—Continued

Industry and product ¹	Industry code	Product code	Index base	Index			Percent change to Aug. 1982 from —			
				Apr. 1982 ²	July 1982 ²	Aug. 1982 ²	July 1982	May 1982	Feb. 1982	Aug. 1981
Semiconductors and related devices—Continued										
MOS memory		3674-13231	06/81	81.6	77.7	77.2	-0.6	-1.5	-10.4	-21.1
Other MOS digital devices		3674-13232	06/81	101.1	(?)	97.2	(?)	-3.9	-3.9	-5.7
Amplifier		3674-14116	06/81	100.2	105.8	105.8	0	14.6	9.0	5.8
Interface		3674-14219	06/81	100.0	102.5	102.5	0	2.5	(?)	2.6
Voltage regulator or reference		3674-14117	06/81	94.3	(?)	95.8	(?)	1.5	(?)	-4.2
Data conversion		3674-14218	06/81	89.3	(?)	89.6	(?)	.4	(?)	(?)
Special consumer and other analog integrated circuits		3674-14321	06/81	94.4	(?)	94.4	(?)	0	0	-1.7
Hybrid integrated circuits		3674-11	06/81	98.1	98.1	97.9	-2	-2	-2	-1.8
Film interconnected devices		3674-111	06/81	98.4	98.4	98.4	0	0	.1	(?)
Thin film		3674-11111	06/81	96.2	96.2	96.2	0	0	(?)	(?)
Multi-chip type		3674-11216	06/81	96.0	(?)	(?)	(?)	(?)	(?)	(?)
Transistors		3674-2	06/81	101.0	99.4	99.4	0	-1.6	-5.1	-8
Signal		3674-21	06/81	97.8	94.2	94.3	0	-3.7	-3.0	-5.5
Signal		3674-21163	06/81	97.8	(?)	(?)	(?)	(?)	(?)	(?)
Power		3674-22	06/81	104.1	104.4	104.3	-1	.2	-6.8	3.6
Regular		3674-222A	06/81	104.1	104.4	104.3	-1	.2	-6.7	3.7
10 watts and over		3674-22267	06/81	100.5	101.2	101.0	-2	.5	-2.5	-3
Diodes and rectifiers		3674-3	06/81	102.2	98.5	98.5	0	-3.5	-2.8	-3.9
Signal diodes and assemblies		3674-31122	06/81	97.5	76.6	76.6	0	-21.5	(?)	-22.2
Zener diodes		3674-31194	06/81	106.2	(?)	106.2	(?)	0	0	(?)
Semiconductor rectifier/power diodes and assemblies		3674-32242	06/81	102.7	102.2	102.3	-1	-2	(?)	2.3
Other semiconductor devices and parts		3674-9	06/81	98.7	109.3	109.4	0	10.7	10.5	9.7
Optoelectronic devices		3674-91	06/81	103.4	105.3	105.5	.1	1.3	2.0	1.6
Light emitting diodes (LED)		3674-91282	06/81	106.1	111.1	(?)	(?)	(?)	(?)	(?)
Other optoelectronic devices		3674-91193	06/81	98.1	93.9	94.4	.5	-5.7	-3.7	(?)
Thyristors		3674-921	06/81	101.4	101.4	101.8	.4	.4	.9	.9
Semiconductor parts and semi-finished devices		3674-925	06/81	97.5	111.7	111.7	0	14.5	14.1	13.0
Semi-finished dice and wafers		3674-92595	06/81	(?)	122.4	(?)	(?)	(?)	(?)	(?)
Secondary products		3674-S	06/81	105.0	104.9	103.7	-1.2	-1.3	-.8	-8.1
Electronic components, n.e.c.		3679-S	06/81	124.0	(?)	116.6	(?)	-8.0	-6.0	-29.2
Electronic capacitors										
Primary products	3675		06/81	97.9	97.3	97.0	-3	-3	-2.1	
Film dielectric capacitors		3675-P	06/81	98.2	97.8	97.5	-3	-3	-1.5	-2.2
Variable dielectric capacitors		3675-123	06/81	110.2	(?)	97.1	(?)	-1.5	1.5	-3.7
Tantalum slug and wire solid dry electrolytic-capacitors with metal case		3675-189	06/81	112.5	112.5	118.1	5.0	(?)	5.0	(?)
Tantalum slug and wire metal case hermetic		3675-3	06/81	79.8	82.0	79.9	-2.5	-.9	-10.2	-19.4
Aluminum electrolytic capacitors		3675-162	06/81	79.8	(?)	79.9	(?)	(?)	(?)	-19.4
Standard (5/8 inch diameter)		3675-4	06/81	99.5	98.3	97.7	-.5	-.6	-1.8	-2.3
All other aluminum electrolytic		3675-173	06/81	99.5	(?)	97.5	(?)	-1.4	-2.0	(?)
Ceramic dielectric capacitors		3675-177	06/81	99.2	(?)	96.9	(?)	0	-2.4	(?)
Ceramic tubular, disc, plate, and all two terminal ceramic devices		3675-5	06/81	94.0	93.8	93.8	0	-.7	-1.0	-6.2
Ceramic monolithic leaded radial		3675-181	06/81	100.6	100.6	100.6	0	0	1.6	.6
Ceramic monolithic leaded axial		3675-183	06/81	100.7	100.3	100.3	0	(?)	-2.3	.3
Secondary products		3675-184	06/81	72.7	72.7	72.7	0	(?)	.2	(?)
Electrical industrial apparatus, n.e.c.		3675-S	06/81	95.1	93.4	93.4	0	0	-6.6	(?)
		3629-S	06/81	95.1	(?)	93.0	(?)	0	-6.6	(?)
Resistors for electronic applications										
Primary products	3676		12/80	104.8	104.8	104.9	.1	-.4	.4	1.5
Fixed, nonwirewound, discrete resistors		3676-P	12/80	105.9	106.2	106.4	.1	-.2	.8	2.2
Metal film		3676-1	12/80	105.1	104.5	104.9	.4	.2	-.6	-.4
Metal film, standard		3676-1A	12/80	105.8	103.9	105.3	1.3	1.0	-1.8	-1.1
Other nonwirewound resistors (except carbon film and carbon composition)		3676-115	12/80	109.0	107.6	109.8	2.0	2.7	-1.5	0
Other, standard		3676-1B	12/80	100.2	99.9	99.9	0	-.3	-.3	.1
Fixed, wirewound, discrete resistors		3676-121	12/80	100.2	99.9	(?)	(?)	(?)	(?)	(?)
Standard type		3676-2	12/80	106.4	106.4	106.4	0	.1	-.4	2.5
Nonprecision, without taps		3676-251	12/80	102.1	102.5	102.6	.1	.4	.2	.7
Variable, nonwirewound resistors		3676-231	12/80	112.1	112.9	112.9	0	.7	.7	5.3
Nonwirewound trimmers		3676-3	12/80	106.5	108.5	108.5	0	-1.1	2.1	5.4
Trimmer, single turn		3676-3A	12/80	104.5	103.2	103.2	0	-2.9	-.1	1.9
Nonprecision potentiometer, carbon or other noncermet, single turn		3676-311	12/80	104.5	(?)	(?)	(?)	(?)	(?)	(?)
Variable wirewound resistors		3676-305	12/80	106.2	109.1	109.1	0	.2	2.9	(?)
Potentiometers and other variable resistors, except trimmers, single turn		3676-4	12/80	107.6	107.6	107.6	.0	0	.8	-.4
Miscellaneous special type discrete resistors		3676-4A	12/80	105.6	105.6	105.6	0	0	0	.2
Multiturn potentiometers		3676-5	12/80	108.7	108.7	108.7	0	0	3.1	6.6
Fixed resistor networks		3676-5A	12/80	119.7	119.7	119.7	0	0	6.7	14.7
Thick film		3676-6	12/80	96.0	96.6	96.6	0	-.3	2.0	-3.3
Secondary products		3676-602	12/80	101.5	102.7	(?)	(?)	(?)	(?)	(?)
		3676-S	12/80	100.5	99.2	99.2	0	-1.3	-1.3	(?)
Electronic coils, transformers, and other inductors										
Primary products	3677		06/82	(?)	100.5	101.0	.5	(?)	(?)	(?)
Audio transformers		3677-P	06/82	(?)	100.3	100.9	.6	(?)	(?)	(?)
Plate and filament (power) transformers		3677-132	06/82	(?)	102.0	105.0	3.0	(?)	(?)	(?)
Television transformers and reactors		3677-141	06/82	(?)	100.0	100.0	-.1	(?)	(?)	(?)
Toroidal windings, except complete magnetic amplifiers		3677-171	06/82	(?)	100.0	100.0	0	(?)	(?)	(?)
Secondary products		3677-191	06/82	(?)	100.0	102.4	2.4	(?)	(?)	(?)
Other secondary products		3677-S	06/82	(?)	101.9	101.9	0	(?)	(?)	(?)
		3677-SSS	06/82	(?)	104.6	104.6	0	(?)	(?)	(?)
Connectors for electronic applications										
Primary products	3678		12/80	104.5	105.3	107.5	2.1	1.7	3.0	3.3
		3678-P	12/80	103.2	103.4	102.8	-5	-9	-.2	.7

See footnotes at end of table.

Table 4. Producer price indexes for the net output of selected industries and their products—Continued

Industry and product ¹	Industry code	Product code	Index base	Index			Percent change to Aug. 1982 from —			
				Apr. 1982 ²	July 1982 ²	Aug. 1982 ²	July 1982	May 1982	Feb. 1982	Aug. 1981
Connectors for electronic applications—Continued										
Coaxial connector (complete, assembled)		3678-12101	12/80	105.3	105.3	107.4	2.0	2.0	2.0	2.2
Cylindrical connectors		3678-2	12/80	105.8	106.4	106.5	.1	.6	1.5	2.2
Heavy duty and standard		3678-225	12/80	109.8	111.7	112.2	.5	2.0	2.0	3.1
Heavy duty and standard (complete, assembled)		3678-22501	12/80	111.0	111.0	111.8	.8	.8	.8	2.2
Miniature		3678-229	12/80	104.0	104.0	104.0	0	0	1.6	2.1
Miniature (complete, assembled)		3678-22901	12/80	116.6	(⁹)	(⁹)	(⁹)	(⁹)	(⁹)	(⁹)
Miniature (partially assembled or unassembled)		3678-22902	12/80	98.6	98.6	98.6	0	(⁹)	1.0	1.3
Subminiature		3678-231	12/80	104.8	104.8	104.8	0	0	.6	1.1
Subminiature (partially assembled or unassembled)		3678-23102	12/80	102.6	102.6	(⁹)	(⁹)	(⁹)	(⁹)	(⁹)
Rack and panel connector (rectangular)		3678-3	12/80	103.9	107.1	100.8	-5.9	-6.0	-2.1	-9
Integral shell and similar types		3678-335	12/80	104.5	104.5	104.6	.1	0	.3	2.0
Subminiature and other		3678-338	12/80	103.5	(⁹)	(⁹)	-9.4	-9.5	-3.5	-2.6
Subminiature and other (complete, assembled)		3678-33801	12/80	103.0	(⁹)	(⁹)	-16.0	-16.1	-12.3	-12.8
Subminiature and other (partially assembled or unassembled)		3678-33802	12/80	103.9	112.1	106.1	-5.3	-5.3	2.2	4.1
Printed circuit connector		3678-4	12/80	99.3	99.2	100.7	1.5	1.7	.6	.2
Card insertion type (complete, assembled)		3678-44401	12/80	98.7	98.7	98.7	0	0	0	-1.4
Two-piece type		3678-447	12/80	100.6	(⁹)	(⁹)	(⁹)	(⁹)	(⁹)	(⁹)
Two-piece type (partially assembled or unassembled)		3678-44702	12/80	102.7	(⁹)	(⁹)	(⁹)	(⁹)	(⁹)	(⁹)
Other special types		3678-5	12/80	102.5	100.6	100.6	0	-1.9	-1.9	-1
Miscellaneous special purpose types		3678-554	12/80	99.8	100.9	100.8	-.1	.9	.9	-.4
Other special types (complete, assembled)		3678-55601	12/80	99.1	100.4	100.4	0	1.3	1.3	-.3
Secondary products		3678-S	12/80	108.2	111.4	123.0	10.4	10.4	13.5	11.5
Other secondary products		3678-SSS	12/80	(⁹)	114.0	114.0	0	0	(⁹)	4.9
Electronic components, n.e.c.		3679-S	12/80	92.1	(⁹)	198.6	(⁹)	18.2	13.1	61.3
Electronic components, n.e.c.	3679		06/82	(⁹)	100.1	100.0	-.1	(⁹)	(⁹)	(⁹)
Primary products		3679-P	06/82	(⁹)	100.2	100.0	-.2	(⁹)	(⁹)	(⁹)
Switches, mechanical (for electronic applications)		3679-B	06/82	(⁹)	100.0	100.0	0	(⁹)	(⁹)	(⁹)
Rotary switches (excluding thumbwheel type)		3679-B07	06/82	(⁹)	100.0	100.0	0	(⁹)	(⁹)	(⁹)
Pushbutton switches		3679-B09	06/82	(⁹)	100.0	100.0	0	(⁹)	(⁹)	(⁹)
Filters, crystals, power converters and related components		3679-C	06/82	(⁹)	101.7	101.7	0	(⁹)	(⁹)	(⁹)
Filters and crystals		3679-C01	06/82	(⁹)	100.0	100.0	0	(⁹)	(⁹)	(⁹)
Quartz and other crystals for frequency control		3679-C0199	06/82	(⁹)	100.0	100.0	0	(⁹)	(⁹)	(⁹)
Static power converters and other pulse and frequency regulators or generators		3679-C02	06/82	(⁹)	103.0	103.0	0	(⁹)	(⁹)	(⁹)
Static power supply converters, regulated		3679-C0243	06/82	(⁹)	104.3	(⁹)	(⁹)	(⁹)	(⁹)	(⁹)
Printed circuits and cable assemblies		3679-H	06/82	(⁹)	99.8	98.9	-.9	(⁹)	(⁹)	(⁹)
Printed circuit boards and related circuitry on passive substrates		3679-H02	06/82	(⁹)	99.8	98.7	-1.0	(⁹)	(⁹)	(⁹)
Single sided PC board		3679-H0201	06/82	(⁹)	(⁹)	99.4	(⁹)	(⁹)	(⁹)	(⁹)
Double sided PC board		3679-H0202	06/82	(⁹)	100.0	98.0	-2.0	(⁹)	(⁹)	(⁹)
Multilayer PC board		3679-H0203	06/82	(⁹)	99.1	99.1	0	(⁹)	(⁹)	(⁹)
Secondary products		3679-S	06/82	(⁹)	100.0	100.0	0	(⁹)	(⁹)	(⁹)
Other secondary products		3679-SSS	06/82	(⁹)	100.0	100.0	0	(⁹)	(⁹)	(⁹)
Primary batteries, dry and wet	3692		12/80	110.5	111.0	111.0	0	.7	6.5	7.4
Primary products		3692-P	12/80	111.4	111.8	111.8	0	.7	6.3	8.4
Le Clanche type civilian batteries		3692-1	12/80	116.6	117.1	117.1	0	1.0	8.8	13.4
General purpose D size		3692-12112	12/80	(⁹)	109.2	109.2	0	.1	9.2	9.2
Multiple cell batteries		3692-131	12/80	120.7	120.7	120.7	0	1.7	6.7	14.4
Lantern battery		3692-13111	12/80	(⁹)	121.6	(⁹)	(⁹)	(⁹)	(⁹)	(⁹)
Dry cells, except Le Clanche and military		3692-2	12/80	106.4	106.9	106.9	.0	.5	4.7	3.0
Alkaline cells		3692-212	12/80	113.4	113.4	113.4	0	0	4.9	5.5
AA size		3692-21213	12/80	112.3	112.3	112.3	0	0	5.1	4.2
Other dry cell batteries, except Le Clanche and military		3692-213	12/80	75.6	78.3	78.3	0	4.1	3.7	-10.2
Secondary products		3692-S	12/80	123.6	124.4	(⁹)	(⁹)	(⁹)	(⁹)	(⁹)
Motor vehicles and passenger car bodies	3711		06/82	(⁹)	100.1	100.4	.4	(⁹)	(⁹)	(⁹)
Primary products		3711-P	06/82	(⁹)	100.1	100.5	.4	(⁹)	(⁹)	(⁹)
Passenger cars		3711-111	06/82	(⁹)	100.2	100.7	.6	(⁹)	(⁹)	(⁹)
Trucks, truck tractors and truck chassis		3711-2	06/82	(⁹)	99.9	99.9	0	(⁹)	(⁹)	(⁹)
Trucks		3711-2A	06/82	(⁹)	99.5	99.4	0	(⁹)	(⁹)	(⁹)
Light trucks, under 10,000 lbs. GVW		3711-211	06/82	(⁹)	99.3	99.3	0	(⁹)	(⁹)	(⁹)
Pickup		3711-21131	06/82	(⁹)	98.9	98.9	0	(⁹)	(⁹)	(⁹)
Heavy trucks, 19,501 lbs. GVW and over		3711-213	06/82	(⁹)	99.7	(⁹)	(⁹)	(⁹)	(⁹)	(⁹)
Buses and fire department vehicles		3711-3	06/82	(⁹)	100.0	100.0	0	(⁹)	(⁹)	(⁹)
Buses		3711-3A	06/82	(⁹)	100.0	(⁹)	(⁹)	(⁹)	(⁹)	(⁹)
Fire department vehicles		3711-3B	06/82	(⁹)	100.0	100.0	0	(⁹)	(⁹)	(⁹)
Truck trailers	3715		12/79	113.1	113.6	113.6	0	.4	1.8	4.2
Primary products		3715-P	12/79	111.9	112.5	112.4	-.1	.3	2.0	3.5
Truck trailers and chassis (10000 lbs. per axle and over)		3715-1	12/79	111.4	112.0	111.9	-.1	.3	2.0	3.6
Vans		3715-1A	12/79	110.5	110.7	110.4	-.2	-.3	.7	2.3
Closed top vans		3715-11	12/80	106.6	106.8	106.5	-.3	-.3	.7	2.3
Closed top vans, insulated, semi-insulated and refrigerated		3715-101	12/80	105.4	105.6	105.6	0	.2	.5	(⁹)
Closed top, dry freight vans, except insulated, drop-frame and livestock vans		3715-109	12/79	110.7	110.9	110.6	-.3	-.4	.7	2.4
Aluminum closed top, dry freight vans, except insulated, drop-frame, and livestock vans		3715-119	12/80	107.0	107.5	(⁹)	(⁹)	(⁹)	(⁹)	(⁹)
Open top vans		3715-12	12/80	106.2	106.8	107.3	.5	.6	2.0	3.1
Tank trailers		3715-1B	12/79	107.4	109.6	109.6	0	1.9	3.0	4.4
Tanks for flammable liquids, except casing head transport		3715-118	12/80	108.1	107.1	(⁹)	(⁹)	(⁹)	(⁹)	(⁹)
Detachable trailers, dollies and converter gear		3715-1C	12/80	104.1	104.5	103.8	-.7	-.7	-.3	2.8
Complete trailer units (10000 lbs. per axle and over), except vans and tanks		3715-1D	12/80	112.8	113.5	113.9	.3	1.2	4.6	5.7
Bulk commodity trailers, except vans		3715-133	12/79	109.9	109.8	(⁹)	(⁹)	(⁹)	(⁹)	(⁹)

See footnotes at end of table.

Table 4. Producer price indexes for the net output of selected industries and their products—Continued

Industry and product ¹	Industry code	Product code	Index base	Index			Percent change to Aug. 1982 from —			
				Apr. 1982 ²	July 1982 ²	Aug. 1982 ²	July 1982	May 1982	Feb. 1982	Aug. 1981
Truck trailers—Continued										
Platform trailers		3715-137	12/79	115.4	116.6	116.2	-0.3	1.3	1.3	2.7
Low-bed heavy haulers		3715-141	12/79	120.2	120.9	120.9	0	.6	7.3	8.9
Low-bed heavy haulers 40 ton and over capacity		3715-139	12/80	113.1	114.5	114.5	0	1.2	5.3	7.0
Dump trailers and chassis, highway type		3715-143	12/79	109.5	110.9	110.9	0	1.2	5.6	(³)
Secondary products		3715-S	12/79	124.4	124.4	125.3	.7	.7	.7	10.8
Motor vehicle parts and accessories		3714-S	12/79	119.4	119.4	122.0	2.2	2.2	2.2	5.6
Boat building and repairing										
Primary products	3732	3732-P	12/81	102.0	102.3	102.7	.4	.9	1.5	(³)
Outboard motorboats		3732-2	12/81	103.2	102.7	103.6	.9	1.0	1.3	(³)
Runabouts		3732-21	12/81	103.1	102.5	103.4	.9	1.0	1.4	(³)
13 ft. 6 in. to 15 ft. 5 in. LOA, plastic		3732-214	12/81	106.0	(³)	(³)	(³)	(³)	(³)	(³)
15 ft. 6 in. to 17 ft. 5 in. LOA, plastic		3732-216	12/81	103.6	(³)	(³)	(³)	(³)	(³)	(³)
Utility		3732-22	12/81	104.0	104.0	104.9	.9	.9	.9	(³)
Inboard motorboats, including inboard-outdrive houseboats		3732-5	12/81	100.8	102.1	102.7	.6	1.8	2.0	(³)
Runabouts, all materials, non-military		3732-531	12/81	99.3	99.3	99.3	0	0	.2	(³)
Cabin cruisers, non-military		3732-54	12/81	101.1	102.7	103.4	.7	2.2	2.4	(³)
Plastic, under 26 ft. LOA		3732-546	12/81	(³)	101.8	(³)	(³)	(³)	(³)	(³)
Plastic, 26 to 40 ft. LOA		3732-547	12/81	101.4	(³)	(³)	(³)	(³)	(³)	(³)
Inboard-outdrive boats, except houseboats		3732-6	12/81	101.8	101.7	101.9	.2	.2	.6	(³)
Under 20 ft. LOA		3732-673	12/81	100.4	100.1	100.5	.4	.4	0	(³)
20 ft. and over LOA		3732-675	12/81	103.4	(³)	103.4	(³)	0	1.2	(³)
All other boats		3732-7	12/81	103.6	103.8	104.1	.3	.7	2.5	(³)
With auxiliary power		3732-714	12/81	102.1	103.0	102.9	-.1	.8	2.1	(³)
Without auxiliary power		3732-715	12/81	105.1	104.7	105.5	.8	.8	3.9	(³)
Other boats, such as rowboats, canoes, skiffs, lifeboats, etc.		3732-72	12/81	103.7	103.9	103.9	0	.2	.2	(³)
Secondary products		3732-S	12/81	101.2	101.2	102.6	1.4	1.4	2.6	(³)
Ship building and repairing		3731-S	12/81	100.2	100.3	100.3	0	.1	.3	(³)
Environmental controls										
Primary products	3822	3822-P	12/79	128.0	126.1	126.5	.4	.4	-.5	5.6
Building environment comfort controls		3822-1	12/79	133.0	129.3	130.9	1.3	1.1	-.9	7.1
Temperature responsive building controls		3822-121	12/79	130.6	123.2	123.3	.1	-.3	-4.5	4.6
Temperature responsive, non-pneumatic		3822-12102	12/79	131.0	120.0	120.2	.1	-.5	-7.3	2.8
Appliance temperature and related controls, automatic		3822-2	12/79	112.4	112.6	112.6	0	.4	1.1	2.6
Temperature responsive appliance controls		3822-211	12/79	116.0	116.0	116.0	0	0	(³)	1.7
Secondary products		3822-S	12/79	126.7	127.0	125.4	-1.2	-1.0	-.6	4.3
Surgical and medical instruments and apparatus										
Primary products	3841	3841-P	06/82	(³)	101.4	101.5	.1	(³)	(³)	(³)
Surgical and medical instruments and apparatus, except furniture ..		3841-1	06/82	(³)	101.4	101.5	.1	(³)	(³)	(³)
Surgical instr., incl. suture needle excl. eye, ear, nose & throat inst. & surg. cutlery		3841-112	06/82	(³)	100.8	100.8	0	(³)	(³)	(³)
Other surgical & medical instruments		3841-189	06/82	(³)	100.0	100.0	0	(³)	(³)	(³)
All other surgical and medical instruments		3841-18908	06/82	(³)	100.0	100.0	0	(³)	(³)	(³)

¹ Industry and product class indexes may include products not shown separately.

² Data for April 1982 have been revised to reflect the availability of late reports and corrections by respondents. All data are subject to revision 4 months after original publication. Data are not seasonally adjusted.

³ Not available.

⁴ Seasonal product—no price available this month.

n.e.c. = Not elsewhere classified.

NOTE: Indexes in this table are calculated by a revised methodology. See "Technical Note on Data from the Producer Price Index Revision" at the back of this publication.

Table 5. Producer price indexes by durability of product

(1967=100)

Grouping	1981		1982		
	Annual average	August	April ¹	July ¹	August ¹
All commodities	293.4	296.4	298.0	300.6	300.4
Total durable goods	269.8	271.9	278.1	279.1	279.1
Total nondurable goods	312.4	316.2	313.6	317.7	317.3
Total manufactures	286.0	288.6	291.1	293.9	293.9
Durable	269.7	271.7	278.7	280.1	280.1
Nondurable	303.6	306.9	304.1	308.6	308.6
Total raw or slightly processed goods	330.7	335.8	331.9	333.3	331.8
Durable	271.2	275.9	245.3	225.0	225.7
Nondurable	334.0	339.1	337.2	340.2	338.6

¹ Data for April 1982 have been revised to reflect the availability of late reports and corrections by respondents. All data are subject to revision 4 months after original publication. Data are not seasonally adjusted.

Detailed Product Price Indexes in Tables 4 and 6

The Bureau of Labor Statistics is emphasizing industry-oriented price indexes by placing most newly introduced detailed product indexes in table 4, rather than in table 6, of this publication. This policy should alleviate the confusion caused by indexes for a given

product appearing in more than one table.

For further information, see "Changes in Presentation of Detailed Product Price Indexes," on page 6 of *Producer Prices and Price Indexes, Data for July 1982*.

Table 6. Producer prices and price indexes for commodity groupings and individual items

(1967=100 unless otherwise indicated)

Commodity	Unit	Commodity code ¹	Other index base	Index			Price
				Apr. 1982 ²	July 1982 ²	Aug. 1982 ²	Aug. 1982
All commodities				298.0	300.6	300.4	
Industrial commodities				309.9	313.0	313.4	
Farm products, processed foods and feeds				251.6	252.5	250.1	
Farm products		01		250.6	246.5	242.0	
Fresh and dried fruits and vegetables		011		267.6	238.4	237.7	
Fresh fruits		0111		244.8	215.4	247.6	
Citrus fruits		01		173.0	210.5	222.0	
Grapefruit, Florida	4/5 bu.	0101		191.0	(³)	(³)	(³)
Lemons	half box	0104 .01		132.1	203.9	197.4	\$20.167
Oranges, Florida	4/5 bu.	0105		224.3	(³)	(³)	(³)
Oranges, California	half box	0106 .01		161.1	197.5	218.3	15.750
Other fruits		02		276.1	216.1	257.5	
Apples, Delicious	tray ctn.	0215 .01		247.6	(³)	(³)	(³)
Apples, McIntosh	cell ctn.	0216		346.4	(³)	(³)	(³)
Bananas, 40 lb. box	box	0217 .03		301.0	206.8	191.3	5.492
Grapes	lug	0218 .02		(³)	(³)	362.6	17.391
Peaches	3/4 bu.	0219		(³)	201.8	227.1	13.500
Pears	box	0221		(³)	(³)	182.9	12.529
Strawberries	qt.	0222		227.0	216.8	347.8	2.567
Cantaloupes	crate	0223		276.9	(³)	(³)	(³)
Dried fruits		0112		388.7	385.4	385.4	
Prunes	lb.	0101 .03		258.0	246.6	246.6	.515
Raisins	lb.	0102 .03		499.4	503.3	503.3	.843
Fresh and dried vegetables		0113		265.2	237.3	208.9	
Dried vegetables		01					
Beans, dried	100 lb.	0101		511.9	420.9	420.9	37.000
Fresh vegetables, except potatoes		02		218.4	188.2	161.5	
Cabbage	50 lb.	0211		308.5	270.4	182.8	4.000
Carrots	48 lb.	0212		295.9	229.4	211.3	8.750
Celery	crate	0213		227.9	236.6	244.5	11.625
Corn, sweet	crate	0214		193.8	161.5	193.8	7.000
Lettuce	carton	0215		332.3	252.1	183.3	8.000
Onions	50 lb.	0216		283.0	220.6	266.4	8.000
Tomatoes, 25lb. ctn.		0217 .04		76.7	119.9	60.7	6.333
Snap beans	bu.	0218		291.4	129.3	221.8	11.800
Sweet potatoes		03		257.8	241.0	241.0	
New York	50 lb.	0331		259.9	239.1	239.1	11.500
Chicago	50 lb.	0332		255.8	241.3	241.3	12.500
White potatoes		04		321.6	323.8	288.1	
Western, Chicago	100 lb.	0441		361.8	414.3	315.1	13.500
Midwestern, Chicago	100 lb.	0442		307.7	(³)	282.8	8.500
Eastern, New York	100 lb.	0443		252.9	295.1	203.1	6.625
Western, New York	50 lb ctn	0444 .01		284.6	261.5	330.7	10.750
White potatoes, Western, Los Angeles	50 lbs..	0445 .01		412.9	310.8	361.9	9.750
Grains		012		226.0	212.8	197.2	
Wheat		0121		247.9	222.6	213.0	
Hard winter Ord., no. 1, Kansas City	bu.	0101		258.3	220.4	215.0	3.588
Spring, no. 1, D. N. Ord., Minneapolis	bu.	0102		232.0	224.1	202.7	3.660
Soft white, no.1, Portland, Oregon	bu.	0103		246.2	245.0	238.8	3.995
Red winter, no.2, St. Louis	bu.	0104		233.6	205.4	193.7	3.085
Other grains		0122		212.3	206.7	187.4	
Barley		01					
No. 2 feed, Minn.	bu.	0101		179.2	149.5	151.2	1.780
Corn		02					
No.2, Chicago	bu.	0205		206.7	206.7	188.0	2.443
Oats		03					
No.2, Minneapolis	bu.	0311		319.8	275.0	215.3	1.515
Rye		04					
No.2, Minneapolis	bu.	0415		369.4	300.7	236.3	2.750
Livestock		013		267.6	270.3	268.4	
Cattle		0131		267.0	260.5	254.8	
Steers		01		278.8	270.3	264.1	
Prime	100 lb.	0101 .03		318.1	310.9	309.2	70.460
Choice	100 lb.	0111 .02		279.0	270.9	264.1	65.300
Good	100 lb.	0122 .02		278.9	268.1	263.3	60.900
Cows		02		249.3	254.8	253.4	
Commercial	100 lb.	0231 .02		243.4	250.7	247.8	42.750
Cutter and canner	100 lb.	0241 .02		247.2	252.0	251.2	39.250
Calves		03		187.3	189.1	175.8	

See footnotes at end of table.

Table 6. Producer prices and price indexes for commodity groupings and individual items—Continued

(1967 = 100 unless otherwise indicated)

Commodity	Unit	Commodity code ¹	Other index base	Index			Price
				Apr. 1982 ²	July 1982 ²	Aug. 1982 ²	Aug. 1982
Cattle—Continued		0131					
Calves, Choice, Lancaster at stockyards	100 lbs.	0351 .01		135.4	114.7	103.5	\$81.250
Choice, South St. Paul	100 lb.	0353 .01		239.5	264.4	248.9	80.000
Hogs		0132		238.6	272.8	284.3	
Barrows and gilts		01		239.5	274.0	285.8	
200-240 lb.	100 lb.	0161 .04		244.6	287.6	300.1	63.240
Barrows and gilts 270-300 lb.	100 lb.	0171 .04		(?)	233.9	244.1	60.950
Sows		02		241.6	274.4	282.3	
Sows 350-400 lb.	100 lb.	0281 .02					53.800
Lambs		0133					
Choice	100 lb.	0191 .01		281.6	261.5	245.9	55.000
Live poultry		014		186.2	212.5	189.3	
Chickens		0141					
Broilers and fryers		02		186.4	213.9	183.5	
Turkeys		0142		160.7	179.3	183.0	
Hens	lb.	0181		(?)	215.6	216.3	.394
Toms	lb.	0185		(?)	233.6	242.4	.415
Plant and animal fibers		015		207.4	220.8	207.5	
Raw cotton		0151					
Gr 41, staple 34-10 spot mkt. avg.	lb.	0101 .04		211.4	226.8	212.3	.616
Domestic apparel wool		0152		170.8	167.1	167.1	
64's, staple 2 3/4 in. and up	lb.	0101		197.2	197.2	197.2	2.400
62's, staple 3 in. and up	lb.	0106		186.3	184.2	184.2	2.225
60's, staple 3 in. and up	lb.	0107		145.0	145.0	145.0	1.750
58's, staple 3 1/4 in. and up	lb.	0108		149.6	140.2	140.2	1.500
54's, staple 3 1/2 in. and up	lb.	0111		133.2	126.0	126.0	1.300
Foreign wool		0153		240.2	232.8	230.9	
Apparel wool		01		208.8	198.0	193.9	
Australian 64's type 62	lb.	0101 .01		220.3	208.9	204.6	2.870
Carpet wool		02		295.0	290.6	290.8	
Plant fibers, except cotton		0155		233.8	238.1	223.5	
Hard fibers		01		304.4	312.8	302.5	
Abaca, manila fiber, grade I	275 lb. bl.	0101 .01		274.0	274.0	251.3	55.500
Soft (bast) fibers		02					
Jute, raw, bang tossa C	lb.	0231 .01		175.9	175.9	154.6	.255
Fluid milk		016		280.3	279.0	278.8	
Milk eligible for fluid use		0161		267.7	266.3	266.3	
Milk, fluid use	100 lbs	0102 .02	06/73	206.2	205.2	205.1	13.282
Milk, manufacturing grade		0162		314.0	313.1	312.2	
Milk, manufacturing grade	100 lbs	0101 .02	06/73	226.1	225.4	224.8	12.211
Eggs		017		192.1	171.7	171.7	
Eggs, large	doz.	0171					
Eggs, large		0105	12/71	167.9	150.1	(?)	(?)
Hay, hayseeds and oilseeds		018		222.8	220.0	218.1	
Hay		0181		217.6	205.5	193.4	
Alfalfa	ton	0101		214.4	202.5	190.6	40.000
Hayseeds		0182		195.9	199.6	194.9	
Alfalfa hayseeds	100 lb.	0101 .02		171.2	174.5	169.8	85.000
Clover	100 lb.	0111 .01		285.3	290.4	287.5	98.750
Oilseeds		0183		225.3	224.0	224.1	
Flaxseed	bu.	0101		233.1	220.5	189.0	6.000
Peanuts	lb.	0111 .01		240.8	247.5	254.2	.475
Cottonseed	ton	0121		(?)	(?)	139.7	81.000
Soybeans	bu.	0131 .01		232.0	229.7	229.7	6.310
Other farm products		019		274.2	265.5	274.4	
Green coffee, cocoa beans, and tea		0191					
Green coffee		01		315.4	310.5	303.3	
Santos, no. 4	lb.	0101 .01		319.6	319.6	308.9	1.450
Colombian, Manizales	lb.	0111		343.3	343.3	336.3	1.430
Ambriz, two bb	lb.	0113 .01		328.2	328.2	298.7	1.010

See footnotes at end of table.

Table 6. Producer prices and price indexes for commodity groupings and individual items—Continued

(1967 = 100 unless otherwise indicated)

Commodity	Unit	Commodity code ¹	Other index base	Index			Price
				Apr. 1982 ²	July 1982 ²	Aug. 1982 ²	Aug. 1982
Green coffee, cocoa beans, and tea—Continued		0191					
Mexican, washed	lb.	0115		356.1	356.1	351.1	\$1.400
Cocoa beans		02		331.0	288.1	300.4	
Accra	lb.	0221		343.5	288.0	298.4	.860
Bahia	lb.	0222		310.2	287.2	302.6	.790
Tea		03					
Black	lb.	0331 .02		195.7	202.2	204.0	1.019
Leaf tobacco		0182					
Leaf tobacco	100 lb.	0101		265.6	253.1	275.9	
Nuts		0193					
Pecans (in shell)	lb.	0101		(?)	(?)	(?)	(?)
Processed foods and feeds		02		251.1	254.8	253.6	
Cereal and bakery products		021		253.5	253.6	253.2	
Bakery products		0211		275.0	276.0	276.2	
White pan bread		01		263.6	265.4	264.9	
White pan bread, northeast		0106 .99	12/68	252.0	252.6	(?)	
White pan bread, north central		0107 .99	12/68	259.1	260.2	(?)	
White pan bread, south		0108 .99	12/68	239.4	242.2	(?)	
White pan bread, west		0109 .99	12/68	277.2	280.2	(?)	
Other bread		04	12/80	108.8	110.5	111.0	
White hearth bread		0401 .99	12/80	105.6	108.2	108.5	
Dark wheat bread		0402 .99	12/80	111.3	113.0	112.9	
Rye bread		0403 .99	12/80	109.8	111.5	(?)	
Other variety bread		0404 .99	12/80	108.2	108.5	111.1	
Bread type rolls		05	12/80	107.3	108.4	108.5	
Hamburger and weiner rolls		0501 .99	12/80	107.3	107.4	107.6	
Brown and serve rolls		0502 .99	12/80	102.0	(?)	(?)	
English muffins		0503 .99	12/80	111.6	111.6	111.6	
Other bread type rolls		0504 .99	12/80	108.5	113.2	113.2	
Bread stuffing, croutons, and bread crumbs		06					
Bread stuffing, croutons, and bread crumbs		0601 .99	12/80	102.8	104.4	104.4	
Sweet yeast goods		07	12/80	108.3	109.2	109.2	
Yeast raised doughnuts		0701 .99	12/80	109.2	109.8	109.8	
Other sweet yeast goods		0702 .99	12/80	108.0	109.0	109.0	
Soft cakes		08	12/80	104.4	105.5	105.9	
Snack cakes		0801 .99	12/80	105.6	105.7	(?)	
Other soft cakes		0802 .99	12/80	101.9	105.0	106.1	
Pies		09	12/80	106.5	106.5	106.5	
Snack pies		0901 .99	12/80	106.7	106.7	(?)	
Cake type doughnuts		12					
Cake type doughnuts		1201 .99	12/80	107.2	107.2	107.4	
Cookies and crackers		21		314.4	311.9	311.9	
Cookies	lb.	2101 .03		394.4	321.8	321.8	5.482
Crackers	lb.	2102 .01		269.1	298.5	298.5	.830
Flour and flour base mixes		0212		202.6	201.2	197.8	
Flour		01		186.6	183.0	178.1	
Standard patents, Buffalo	100 lb.	0101		189.2	188.0	183.7	12.073
95 pct. patents, Kansas City	100 lb.	0102 .01		187.7	(?)	(?)	(?)
Standard patents, Minneapolis	100 lb.	0103		172.0	172.0	166.3	10.188
Soft red winter wheat flour	100 lbs.	0109 .01	12/73	76.3	74.0	73.5	9.850
Standard patents, Portland, Oregon	100 lb.	0111 .01		172.6	163.6	159.8	10.033
Flour base mixes and doughs		02		240.6	243.8	243.8	
Flour base cake mix	lb.	0215 .04		230.6	230.6	230.6	
Milled rice		0213		177.9	177.6	183.0	
Rice, no.2, medium grain	lb.	0101		185.3	188.3	194.2	.165
Rice, no.2, long grain	lb.	0102		168.8	166.4	171.3	.175
Other cereals		0214		285.9	284.6	284.6	
Rolled oats	case/24	0102 .01		340.6	340.6	340.6	
Corn meal, white	lb.	0103 .03	12/72	241.7	234.4	234.4	.326
Macaroni	lb.	0104 .03		259.5	259.5	259.5	.631
Meats, poultry, and fish		022		258.2	266.1	262.3	
Meats		0221		251.6	260.9	256.2	
Beef and veal		01		256.6	253.7	244.7	
USDA prime beef carcasses		0101 .99		263.9	(?)	(?)	
USDA choice beef carcasses		0102 .99		271.6	267.8	256.0	
USDA utility beef carcasses		0104 .99		234.4	221.1	220.4	
USDA good beef carcasses		0106 .99		247.1	258.2	254.5	
Other USDA graded and ungraded beef carcasses		0108 .99	12/80	102.3	101.2	97.7	
Primal and fabricated beef cuts		0111 .99	12/80	102.4	101.8	97.9	
Boneless beef including hamburger		0113 .99	12/80	91.2	90.7	90.4	
Variety meats (edible organs)		0115 .99	12/80	90.5	84.9	77.6	

See footnotes at end of table.

Table 6. Producer prices and price indexes for commodity groupings and individual items—Continued

(1967 = 100 unless otherwise indicated)

Commodity	Unit	Commodity code ¹	Other index base	Index			Price
				Apr. 1982 ²	July 1982 ²	Aug. 1982 ²	Aug. 1982
Meats—Continued							
Pork		0221					
Pork		04		240.4	264.3	265.7	
Slab bacon		0419 .99	12/80	111.9	127.7	137.9	
Sliced bacon		0421 .99		259.3	285.4	303.3	
Hams		0423 .99		283.7	299.6	305.6	
Boston butts		0425 .99	12/70	285.1	337.5	322.8	
Pork loins		0431 .99		225.0	251.4	247.8	
Other meats		05		256.0	275.0	274.4	
Frankfurters, skinless, all meat		0563 .99		257.9	272.9	272.4	
Bologna, all meat		0565 .99		242.3	271.1	270.8	
Fresh pork sausage, roll, artificial casing		0567 .99		286.7	316.4	(³)	
Canned luncheon meat, 12 oz. can	case/24	0569 .08		272.5	274.8	274.8	
Processed poultry							
Young chicken		0222		176.0	188.1	182.1	
Whole broilers, wet ice, grade A, bulk		03		169.0	182.1	173.4	
Other wet ice pack bulk broilers		0316 .99	12/69	158.6	171.8	161.3	
Tray pack broilers		0317 .99	12/81	107.8	112.0	107.0	
Frozen broilers		0319 .99	12/81	102.5	(³)	110.0	
Frozen broilers		0321 .99	12/81	106.9	115.9	114.2	
Mature chicken: hens/fowl		05	12/81	98.7	96.7	97.6	
Turkeys		06		173.2	187.8	188.8	
Whole young hens, grade A, frozen		0602 .99		162.3	171.0	(³)	
Whole young toms, grade A frozen		0603 .99		181.1	203.4	208.0	
Other young turkey		0604 .99	12/81	110.6	120.8	117.2	
Further processed poultry/small game		08	12/81	101.1	104.0	104.0	
Turkey, cooked or smoked		0804 .99	12/81	101.3	107.3	107.5	
Chicken, cooked or smoked		0805 .99	12/81	101.0	(³)	100.8	
Fresh and processed fish							
Unprocessed fin fish		0223		423.0	413.2	420.6	
Haddock	100 lb.	01		492.4	469.6	474.4	
Halibut	lb.	0101		770.8	385.4	334.0	\$52.000
Salmon	lb.	0102		459.4	423.2	447.3	1.850
Yellow pike	lb.	0103 .01		507.9	530.9	530.9	2.300
Yellow pike	lb.	0107		(³)	(³)	(³)	(³)
Fresh processed fish		02		434.5	397.5	437.0	
Haddock fillets	lb.	0211		730.8	420.6	425.9	2.025
Shrimp	lb.	0212		(³)	(³)	499.3	5.500
Oysters	gal.	0213		263.3	269.8	279.7	21.250
Frozen processed fish		03		442.7	443.8	450.6	
Cod fillets	lb.	0314	12/73	134.9	(³)	(³)	(³)
Flounder fillets	lb.	0315		415.5	409.2	415.5	1.650
Ocean perch fillets	lb.	0317		395.9	387.1	387.1	1.100
Shrimp	lb.	0318		573.8	540.9	559.7	5.950
Frozen fish blocks	lb.	0321 .01		476.4	467.8	467.8	1.080
Frozen fish sticks	lb.	0322 .05		303.4	317.0	317.0	
Frozen fish portions	lb.	0323 .03		367.0	367.0	362.8	1.315
Canned fish		04		367.1	367.1	359.6	
Salmon, no. 1 tall can	case/48	0425		(³)	(³)	239.3	69.000
Tuna, 6 1/2 oz. can	case/48	0426		(³)	(³)	(³)	(³)
Sardines, Maine, 3 1/4 oz. can	case/100	0427		363.3	363.3	(³)	(³)
Dairy products							
Fresh processed milk		023		248.4	248.8	249.0	
North Eastern Region		0231		197.4	198.1	198.2	
North Central Region	1/2 gal.	0109 .02	04/74	146.2	146.2	146.2	
Southern Region	1/2 gal.	0111 .02	04/74	142.4	143.5	143.5	
Western Region	1/2 gal.	0113 .02	04/74	162.0	162.9	162.9	
Western Region	1/2 gal.	0115 .01	04/74	170.7	170.7	(³)	
Butter		0232		225.9	225.9	227.4	
Grade A and AA, New York	lb.	0111 .01		229.2	229.2	231.8	1.783
Grade A and AA, Chicago	lb.	0112		221.1	221.3	222.1	1.483
Grade A and AA, San Francisco	lb.	0113		225.1	225.1	225.1	1.795
Natural and processed cheese							
Natural cheese, except cottage cheese		0233		312.3	313.2	313.4	
American-type cheese		02	06/81	101.0	101.1	101.2	
Italian-type cheese		0211 .99	06/81	100.8	100.8	100.9	
Swiss cheese		0221 .99	06/81	100.3	101.2	101.1	
Other natural cheese, except cottage		0231 .99	06/81	100.4	100.4	(³)	
Other natural cheese, except cottage		0251 .99	06/81	101.8	101.5	101.6	
Processed cheese and related products		03	06/81	101.4	101.9	101.9	
Processed cheese		0311 .99	12/72	218.4	218.8	218.8	
Cheese food		0313 .99	06/81	104.7	106.2	106.2	
Cheese spread		0315 .99	06/81	104.4	105.8	105.8	
Ice cream							
Bulk	gal.	0234		235.7	235.1	235.1	(³)
Pre-packaged, half gallons	gal.	0131 .08		221.0	221.0	(³)	(³)
Pre-packaged, half gallons	gal.	0132 .06		242.5	241.7	(³)	(³)
Concentrated milk products							
Milk, evaporated, whole, 14 1/2 oz. can	case/48	0235		411.2	409.8	409.8	
Milk, evaporated, whole, 14 1/2 oz. can	case/48	0141		312.0	312.0	312.0	22.020

See footnotes at end of table.

Table 6. Producer prices and price indexes for commodity groupings and individual items—Continued

(1967 = 100 unless otherwise indicated)

Commodity	Unit	Commodity code ¹	Other index base	Index			Price
				Apr. 1982 ²	July 1982 ²	Aug. 1982 ²	Aug. 1982
Concentrated milk products—Continued	lb.	0235					
Milk, nonfat, dry		0171		464.0	461.5	461.5	\$0.951
Processed fruits and vegetables		024		275.2	275.9	274.9	
Canned fruits and juices		0241		284.9	285.1	283.8	
Canned fruits		01		253.1	252.9	250.5	
Applesauce		0101 .99		258.7	253.0	254.2	
Apples		0102 .99	06/81	101.6	(?)	101.6	
Fruits for salads		0122 .99	06/81	91.2	90.9	90.9	
Fruit pie fillings		0123 .99	06/81	107.4	98.9	97.2	
Olives		0125 .99	06/81	130.1	(?)	127.4	
Peaches		0126 .99		277.0	307.4	(?)	
Pears		0131 .99		199.9	205.7	209.6	
Canned fruit juices		02		335.1	335.9	336.4	
Pineapple juice		0251 .99		486.5	(?)	485.8	
Grapefruit juice		0253 .99		301.6	301.6	301.6	
Apple juice		0255 .99		359.0	356.5	364.9	
Other whole fruit juices and mixtures		0259 .99	06/81	103.9	103.4	104.2	
Frozen fruits, juices and ades		0242		312.2	302.7	301.3	
Frozen fruits		02	06/81	104.9	104.8	105.0	
Frozen blueberries		0206 .99	06/81	103.0	102.0	104.9	
Frozen juices and ades		03	06/81	96.8	93.1	92.5	
Frozen orange juice		0301 .99		326.5	308.4	307.1	
Frozen lemonade		0302 .99	06/81	(?)	92.8	92.6	
Frozen grape juice		0303 .99	06/81	(?)	108.3	108.3	
Grapefruit juice		0304 .99	06/81	93.4	89.3	83.4	
Other frozen fruit and berry juice, concentrate		0311 .99	06/81	100.4	100.6	100.7	
Citrus pulp		0321 .99	06/81	83.1	84.2	84.3	
Dried and dehydrated fruits		0243		410.0	407.2	407.2	
Prunes, 1 lb. pkg.	case/24	0101 .03	12/67	281.7	281.7	281.7	18.408
Raisins, 15 oz. pkg.	case/24	0102 .02	12/67	452.4	448.0	448.0	24.823
Canned vegetables and juices		0244		242.1	245.5	243.5	
Beets		0103 .99	06/81	102.8	113.7	(?)	
Carrots		0104 .99	06/81	(?)	(?)	97.4	
Sweet corn whole kernel		0107 .99		213.2	217.1	207.1	
Fresh lima beans		0109 .99	06/81	105.3	101.8	(?)	
Green peas		0111 .99		194.6	200.4	195.2	
Beans, green and wax		0117 .99		190.7	190.4	194.9	
Spinach		0123 .99	06/81	120.4	111.5	111.5	
Vegetable combinations		0125 .99	06/81	103.1	107.5	104.0	
Tomatoes		0126 .99		240.9	239.9	(?)	
Tomato paste		0128 .99	06/81	(?)	123.0	116.8	
Tomato pulp and puree		0131 .99	06/81	118.0	118.8	116.6	
Tomato sauce		0133 .99		258.3	258.8	258.5	
Catsup		0137 .99		264.7	(?)	(?)	
Tomato juice		0141 .99		278.7	285.0	283.7	
Mushrooms		0144 .99	12/67	185.9	177.6	179.1	
White potatoes		0146 .99	06/81	115.3	120.0	(?)	
Frozen vegetables		0245		277.0	281.0	283.2	
Frozen green peas		0101 .99		304.1	310.2	312.4	
Frozen green beans		0103 .99	06/81	105.7	110.6	110.1	
Frozen broccoli		0104 .99	06/81	100.0	101.3	101.3	
Frozen Brussels sprouts		0105 .99	06/81	111.6	115.7	115.7	
Frozen French fried potatoes		0108 .99		280.7	280.7	288.3	
Other frozen potato products		0109 .99	06/81	107.4	107.9	107.3	
Frozen cauliflower		0111 .99	06/81	108.2	110.3	111.0	
Frozen spinach		0112 .99	06/81	99.5	103.0	103.0	
Frozen succotash		0113 .99	06/81	(?)	111.8	112.6	
Other frozen combinations		0115 .99	06/81	108.2	110.2	110.2	
Frozen carrots		0116 .99	06/81	111.3	112.6	112.6	
Frozen sweet cut corn, yellow		0117 .99	06/81	123.2	124.7	123.3	
Frozen sweet cob corn, yellow		0118 .99	06/81	116.6	119.2	119.2	
Other frozen vegetables		0121 .99	06/81	106.3	107.6	106.7	
Dried and dehydrated vegetables		0246					
Potatoes, instant mashed	lb.	0101 .09	12/67	191.0	189.8	188.5	.567
Sugar and confectionery		025		256.0	276.1	286.0	
Raw cane sugar		0252					
Raw cane sugar		0101 .99		242.2	314.5	323.0	
Refined sugar		0253	12/77	152.0	165.2	169.9	
Granulated sugar		03	06/82	(?)	102.7	105.7	
Consumer units and individual services		0301 .99	06/82	(?)	102.5	105.3	
Commercial units and bulk		0302 .99	06/82	(?)	102.8	105.8	

See footnotes at end of table.

Table 6. Producer prices and price indexes for commodity groupings and individual items—Continued

(1967 = 100 unless otherwise indicated)

Commodity	Unit	Commodity code ¹	Other index base	Index			Price
				Apr. 1982 ²	July 1982 ²	Aug. 1982 ²	Aug. 1982
Refined sugar—Continued		0253					
Liquid sugar or sugar syrup		06	06/82	(?)	101.1	104.6	
Confectionery materials		0254	12/77	155.3	153.5	153.1	
Honey, extracted	lb.	0101 .01		294.3	299.7	302.2	
Chocolate coating, milk	lb.	0102 .05		265.4	253.3	250.1	
Corn syrup	100 lb.	0103 .01		252.5	252.5	252.5	\$11.843
Confectionery end products		0255	12/77	119.4	118.6	126.1	
Candy bars		01	12/77	114.7	113.8	122.4	
Solid chocolate bars	lb.	0101 .02		257.4	252.3	303.4	
Chocolate coated bars	lb.	0102 .08		221.4	(?)	(?)	
Chewing gum		02					
Chewing gum	case	0201		321.7	321.7	321.7	183.399
Beverages and beverage materials		026		256.6	256.7	257.3	
Alcoholic beverages		0261		197.1	197.8	198.6	
Malt beverages		01		193.0	193.7	194.2	
Bottled beer		0101 .99		194.6	194.3	194.3	
Canned beer		0103 .99		187.3	188.5	189.3	
Barrels and kegs		0105 .99	06/82	(?)	100.0	100.0	
Other malt beverages		0107 .99	06/82	(?)	99.7	101.5	
Distilled spirits		02		181.6	181.0	181.8	
Whiskey, straight bourbon, fifth	case/12	0211 .03		160.3	160.3	160.3	
Whiskey, spirit blend, fifth	case/12	0212 .07		210.6	208.7	211.0	
Wine		03		251.5	255.3	257.7	
Still table, fifth	case/12	0321 .03		253.5	259.4	262.3	
Still dessert, fifth	case/12	0322 .04		264.7	264.4	265.8	
Soft drinks		0262		318.2	319.4	320.6	
Cola, excluding diet cola		01		325.0	325.6	327.0	
Cola, bottled, excluding diet cola		0106 .99		330.7	331.6	332.1	
Cola, cans, excluding diet cola		0121 .99	06/81	98.6	98.6	100.0	
Cola, bulk, excluding diet cola		0131 .99	06/81	102.9	(?)	(?)	
Other carbonated drinks		05	06/81	105.8	106.4	106.9	
Carbonated orange soda		0502 .99	06/81	102.7	103.1	103.8	
Lemon, lime and lemon-lime		0503 .99	12/68	254.6	261.9	262.9	
Root beer and sarsaparilla		0504 .99	06/81	105.3	105.7	105.8	
Ginger ale		0505 .99		292.3	296.3	296.3	
Carbonated grape soda		0506 .99	06/81	102.1	102.1	102.1	
Club soda		0507 .99		(?)	(?)	238.0	
Other carbonated nondiet soda		0509 .99	06/81	107.5	107.3	107.3	
Diet cola		0511 .99	06/81	109.1	107.3	109.6	
Other carbonated diet soda		0519 .99	06/81	108.0	109.7	109.5	
Noncarbonated soft drinks		06	06/81	104.9	104.9	104.9	
Other noncarbonated fruit drinks and ades		0609 .99	06/81	107.1	107.2	107.2	
Packaged beverage materials		0263		326.6	322.5	322.0	
Coffee (whole bean, ground, & instant)		01		341.4	336.1	334.9	
Ground roasted coffee		0101 .99		353.8	347.2	345.0	
Whole bean coffee		0102 .99	06/81	110.6	(?)	(?)	
Soluble (instant) coffee		0103 .99		301.4	300.4	301.4	
Cocoa		02					
Powdered, sweetened, lb. pkg	lb.	0206 .03		348.1	348.1	353.3	1.242
Tea		03		207.9	207.9	207.9	
Bags	lb.	0311 .03		207.9	207.9	207.9	4.561
Loose	lb.	0312 .10		222.0	222.0	222.0	3.301
Other beverage materials		0264					
Malt	34 lb.	0101 .01		259.1	259.8	259.8	4.869
Flavoring syrup (fountain)	gal.	0103 .04		198.4	198.4	198.4	
Kola syrup, for use by bottlers	gal.	0105 .07	12/68	179.6	180.4	180.4	
Fats and oils		027		218.1	221.4	216.0	
Animal fats and oils		0271		299.1	316.3	319.3	
Lard commercial sizes (over 3 lbs)		0103 .99	12/80	100.9	104.3	107.1	
Crude vegetable oils		0272		165.3	168.0	156.3	
Soybean oil, crude, not degummed		0101 .99		183.4	186.9	170.1	
Soybean oil, crude, degummed		0105 .99	06/80	(?)	94.1	86.8	
Cottonseed oil	lb.	0111 .01		112.3	117.9	115.1	.205
Peanut oil	lb.	0121 .01		222.3	202.1	190.0	.235
Corn oil	lb.	0131 .01		220.5	202.9	180.8	.205
Coconut oil	lb.	0141 .02		180.4	184.1	187.9	.250
Shortening and cooking oils		0274		236.5	238.9	235.9	
Shortening, consumer sizes		0102 .99	12/81	99.7	100.1	101.1	
Shortening, 100% vegetable, commercial sizes		0106 .99		213.7	(?)	204.2	
Margarine		0121 .99		235.2	239.3	237.1	

See footnotes at end of table.

Table 6. Producer prices and price indexes for commodity groupings and individual items—Continued

(1967 = 100 unless otherwise indicated)

Commodity	Unit	Commodity code ¹	Other index base	Index			Price
				Apr. 1982 ²	July 1982 ²	Aug. 1982 ²	Aug. 1982
Shortening and cooking oils—Continued		0274					
Salad and cooking oils		0133 .99	12/81	97.9	(³)	96.8	
All other fully refined oils		0165 .99	12/81	97.3	100.4	99.7	
Miscellaneous processed foods		028		249.6	248.0	245.9	
Jams, jellies, and preserves		0281		290.3	300.5	295.7	
Strawberry jams and preserves		0101 .99		298.3	299.6	311.1	
Other jams and preserves		0103 .99	06/81	111.6	105.0	112.2	
Grape jellies		0111 .99		276.2	289.8	289.8	
Other jellies		0117 .99	06/81	98.9	128.3	99.5	
Pickles and pickle products		0282		300.6	301.1	301.0	
Dill or sour pickles		0101 .99		290.3	292.2	291.8	
Sweet pickles		0103 .99	06/81	107.3	107.3	107.3	
Other finished pickle products		0104 .99	06/81	104.5	104.7	104.7	
Unfinished pickle products		0105 .99	06/81	104.8	104.2	104.2	
Processed eggs		0283		177.0	180.8	174.4	
Frozen or liquid whole eggs		0101 .99		171.2	166.0	150.1	
Dried whole eggs		0102 .99		171.5	155.5	154.1	
Frozen or liquid egg yolks		0107 .99	12/81	90.4	86.3	87.6	
Specialties		0284		238.4	239.8	239.8	
Pork and beans, no. 300 can	doz.	0151 .03		312.8	312.8	312.8	\$4.137
Spaghetti no. 300 can	doz.	0153 .02		229.5	229.5	229.5	2.750
Other frozen processed foods		0285		242.1	242.4	242.4	
Frozen beef pie	lb.	0102	12/75	182.9	183.2	183.2	
Meat sauces		0286		106.1	107.8	107.8	
Meat sauces		01	06/81	106.1	107.8	107.8	
Prepared mustard		0101 .99	06/81	101.3	106.5	106.5	
Other miscellaneous processed foods		0289		243.8	238.7	235.0	
Salad dressings		0101 .99	06/81	99.4	(³)	102.4	
Mayonnaise		0103 .99		223.7	223.7	224.0	
Other spoon-type dressings		0105 .99	06/81	100.0	100.0	100.0	
French dressing		0108 .99	06/81	98.8	98.8	98.8	
Other pourable-type dressings		0113 .99	06/81	101.4	101.5	101.7	
Pepper, whole, black	lb.	0131		195.4	174.6	164.2	.630
Peanut butter, 12 oz. jar	doz.	0141 .03		292.3	292.3	286.7	
Prepared animal feeds		029		216.3	214.6	207.9	
Grain by-product feeds		0291		220.4	199.7	189.8	
Bran	ton	0101		211.2	168.5	151.9	64.000
Middlings	ton	0111		199.9	160.4	144.1	62.000
Gluten feed, corn	ton	0121		231.7	237.9	231.7	112.000
Vegetable cake and meal feeds		0292		249.3	248.9	231.4	
Cottonseed meal	ton	0101		190.2	211.8	216.5	165.000
Soybean meal		0111 .99		252.7	250.2	230.6	
Formula feeds		0293		204.1	204.6	200.8	
Broiler feed, complete		0101 .99		197.6	198.6	196.9	
Egg layer feed		0103 .99		211.7	212.9	209.6	
Starter-grower feed, complete		0105 .99	12/80	76.7	76.8	76.0	
Turkey feed, complete		0107 .99	12/80	82.9	82.7	79.9	
Dairy feed		0121 .99		199.6	199.1	195.4	
Beef cattle feed		0131 .99		190.0	191.0	189.1	
Swine feed		0141 .99		206.7	207.7	200.6	
Horse & mule feed		0151 .99	12/80	99.6	99.9	98.1	
Miscellaneous feedstuffs		0294		200.2	198.3	195.8	
Other than pet food		03	12/79	96.1	92.3	87.7	
Meat meal		0301		245.5	234.3	212.0	190.000
Dry tankage		0303 .02		235.8	222.5	211.6	218.750
Fish meal		0305		267.2	225.1	230.5	318.330
Grain, ground, rolled		0307 .99	12/80	72.5	72.7	71.8	
Mineral mixture		0309 .99	12/80	107.6	106.7	104.4	
Sugar beet pulp, all forms		0313 .99	06/82	(³)	112.4	112.4	
Textile products and apparel		03		205.4	204.1	203.9	
Synthetic fibers		031	12/75	163.0	162.4	163.1	
Unprocessed filament yarns		0315	12/75	165.5	167.4	168.5	
Non-cellulosic		02		174.0	176.4	177.1	
Nylon textile yarn, selected deniers		0214 .99	06/81	105.5	105.1	106.0	

See footnotes at end of table.

Table 6. Producer prices and price indexes for commodity groupings and individual items—Continued

(1967 = 100 unless otherwise indicated)

Commodity	Unit	Commodity code ¹	Other index base	Index			Price
				Apr. 1982 ²	July 1982 ²	Aug. 1982 ²	Aug. 1982
Staple, tow, and fiberfill		0318	06/81	102.6	99.8	99.8	
Cellulosic		01					
Viscose		0101	12/75	166.9	165.0	165.7	\$0.873
Non-cellulosic		02	06/81	102.8	99.7	99.6	
Nylon and aramid		0201 .99	06/81	110.1	108.2	108.1	
Acrylic and modacrylic		0202 .99	06/81	100.1	92.7	92.8	
Polyester		0203 .99	06/81	100.0	99.0	98.7	
Other non-cellulosic staple, tow, and fiberfill		0211 .99	06/81	104.2	104.1	104.0	
Processed yarns and threads		032	12/75	140.4	139.2	135.9	
Yarns		0326	12/75	138.5	137.2	133.5	
Cotton		01		242.2	240.2	239.9	
Cotton yarn, combed knitting, 30's	lb.	0101 .05		217.0	214.7	214.7	1.894
Cotton yarn, carded weaving, 20/2's	lb.	0103 .02		268.9	267.4	267.4	1.730
Cotton yarn, carded knitting, 20's	lb.	0105 .03		267.8	265.8	265.1	1.516
Wool		02					
Wool knitting yarn, 2/20's	lb.	0221 .01	12/75	190.1	181.4	180.5	3.753
Synthetic		03		134.2	133.2	128.6	
Textured nylon yarn, 70 denier	lb.	0331 .01	12/75	164.1	158.2	158.2	2.860
Nylon filament yarn, 1300 denier	lb.	0332 .01	12/75	163.1	163.1	163.1	2.073
Spun nylon yarn 15-18	lb.	0333	12/75	135.6	136.4	136.4	1.812
Nylon bcf yarn, 1300 denier	lb.	0334 .02	12/76	(?)	137.0	139.5	1.571
Polyester/cotton, 18's	lb.	0345	12/75	135.7	134.9	135.4	1.680
Spun acrylic, 6 denier	lb.	0351 .04	12/75	149.3	148.4	147.4	2.625
Spun viscose rayon, 1.5 denier	lb.	0361 .01	12/75	158.3	158.6	158.0	1.600
Threads		0327	12/75	163.0	162.8	163.5	
Cotton		01		286.4	286.4	286.4	
Cotton thread, industrial use	cone	0101	12/75	170.7	170.7	170.7	5.610
Synthetic		03		146.1	145.6	147.6	
Polyester thread, industrial use	cone	0322 .01	12/75	155.1	154.6	155.1	5.618
Corespun thread, industrial use	cone	0331	12/75	152.2	151.6	151.6	7.217
Gray fabrics		033	12/75	146.3	144.8	144.5	
Broadwovens		0337	12/75	146.0	144.4	144.1	
Cotton		01		155.0	151.8	151.2	
Plain printcloth		0101 .99	12/75	160.5	150.5	148.6	
Sheeting		0103 .99	12/75	144.1	141.3	(?)	
Osnaburg		0105 .99	06/76	127.5	127.4	127.4	
Cotton duck & allied fabrics		0109 .99	06/76	161.1	144.9	144.9	
Drill		0111 .99	12/75	152.9	153.0	148.1	
Sateen		0113 .99	12/75	117.5	112.5	112.0	
Corduroy		0117 .99	12/80	83.8	84.2	84.2	
All other gray cotton fabrics		0119 .99	12/80	114.3	(?)	(?)	
Synthetic		03		144.2	143.4	143.1	
100% filament nylon taffeta		0341 .99	12/75	136.8	(?)	(?)	
100% spun polyester/cotton bed sheeting		0353 .99	06/81	105.3	104.5	107.0	
100% spun polyester/cotton broadcloth		0359 .99	06/81	95.4	97.1	98.1	
100% spun polyester/cotton plain print cloth		0363 .99	12/75	(?)	(?)	138.2	
100% spun polyester/cotton, other weaves		0367 .99	06/81	(?)	(?)	100.5	
100% spun polyester/rayon fabric		0369 .99	06/81	102.4	99.8	97.7	
Speciality fabric		0371 .99	06/81	91.4	89.4	89.4	
Other		04		124.0	125.5	127.1	
Burlap	yd.	0461 .01		95.4	90.3	90.9	23.350
Knits		0338	12/75	150.8	152.2	151.5	
Circular knits, except hosiery		03	06/81	102.7	103.1	103.1	
Circular knits, except hosiery		0301 .99	06/81	102.7	103.1	103.1	
Finished fabrics		034	12/75	125.4	123.8	124.4	
Broadwovens		0342	12/75	139.6	137.9	139.3	
Cotton		01		148.6	147.6	147.4	
Corduroy	yd.	0101 .02	12/75	133.8	133.8	133.1	2.200
Denim, over 10 oz.	yd.	0108 .02	12/75	126.7	124.1	124.1	
Canton flannel	yd.	0109 .01		231.0	(?)	(?)	
Wool		02		188.5	185.2	185.2	
Women's wool/nylon sportswear fabric	yd.	0221 .03	12/75	161.3	160.5	160.5	5.795
Men's wool outer jacketing	yd.	0232 .02	06/76	154.5	149.2	149.2	6.990
Synthetic		03		125.2	123.4	126.4	
Velvet domestic upholstery fabric	yd.	0361 .02	06/76	143.1	143.1	143.1	7.286
Knits		0343	12/75	109.8	107.8	107.7	
Circular knit outerwear fabric		04	06/81	99.8	97.3	97.4	
100% spun yarn single knits		0403 .99	06/81	100.2	98.8	99.0	
100% filament yarn interlock or eightlock dbl. knits		0409 .99	06/81	105.1	99.5	100.5	
Other circular knit fabric		05	06/81	97.2	96.7	96.6	
Underwear and nightwear fabric		0501 .99	06/81	100.0	98.0	98.0	
High pile fabric		0503 .99	12/75	(?)	(?)	135.8	

See footnotes at end of table.

Table 6. Producer prices and price indexes for commodity groupings and individual items—Continued

(1967 = 100 unless otherwise indicated)

Commodity	Unit	Commodity code ¹	Other index base	Index			Price
				Apr. 1982 ²	July 1982 ²	Aug. 1982 ²	Aug. 1982
Knits—Continued							
Warp knit outerwear fabric		0343 06	06/81	100.5	97.2	96.4	
Warp knit underwear and nightwear fabric		07	06/81	99.0	98.7	98.7	
Chiefly nylon tricot, simplex, & milanese fabrics		0703 .99		(³)	164.1	164.1	
Apparel & other fabricated textile prods							
Apparel							
Women's							
Women's unit priced dresses		0381 01		194.1	193.1	193.5	
Skirts	per unit	0113 .99	12/77	172.6	170.8	171.2	
Cut and sewn blouses and shirts	per unit	0122 .13	12/77	124.0	125.0	124.9	
Sweaters	per unit	0152 .04	12/77	118.7	117.1	117.1	
Untrimmed coats and capes	per unit	0155 .17		129.2	127.5	127.5	
Pantyhose	per unit	0163 .10		163.4	165.6	168.4	
Stockings	per unit	0172 .09	12/71	164.9	166.0	166.0	
Brassieres		0173 .05	12/77	101.0	101.0	(³)	
Girdles, corsets, combinations & accessories		0174 .99		125.1	(³)	(³)	
Panties		0175 .99		214.9	214.8	214.9	
Slips, half slips, and petticoats		0176 .99	12/77	173.3	172.2	172.3	
Nightwear		0178 .99	12/77	143.4	144.2	144.2	
Robes, dressing gowns, etc.	per unit	0179 .10	12/77	142.7	142.7	142.7	
Men's and boys'							
Men's reg. wt. bus. suit, all wool or wool blend		02		219.2	220.5	220.7	
Men's reg. wt. bus. suit, cotton or cotton blend		0204 .99	12/80	(³)	(³)	112.4	
Men's reg. wt. business suit, other fabrics		0205 .99	12/80	111.7	110.6	110.6	
Men's lt. wt. business suit, other fabrics		0206 .99	12/80	105.6	(³)	(³)	
Men's trousers, except uniform, chiefly wool		0208 .99	12/80	107.7	(³)	(³)	
Men's trousers, except uniform, chiefly cotton		0211 .99	12/81	100.8	101.0	101.4	
Men's trousers, except uniform, other fabrics		0213 .99	12/81	103.2	106.9	106.9	
Men's denim jeans and jean cut casual slacks		0215 .99	12/81	104.1	104.3	104.3	
Men's corduroy jean and jean cut casual slacks		0217 .99	12/81	100.1	98.6	98.6	
Men's washable service apparel		0218 .99	12/81	(³)	98.6	98.6	
Men's one-piece work suits		0221 .99	12/81	99.1	100.3	100.3	
Men's work pants		0222 .99	12/81	98.3	98.6	98.6	
Men's dungarees and overalls		0225 .99		232.4	231.5	231.5	
Men's dress and business shirts		0227 .99	12/77	145.0	145.3	145.4	
Men's knit pullover golf apparel		0233 .08	12/77	132.3	132.4	132.4	
Men's bus. type sport coat, wool or wool blend		0239 .08	12/77	132.7	(³)	131.7	
Men's bus. type sport coat, cotton or cotton blend		0254 .99	12/80	(³)	115.9	115.9	
Men's business type sport coat, other fabrics		0255 .99	12/80	106.2	(³)	(³)	
Men's light weight outer coat		0256 .99	12/80	106.5	(³)	(³)	
Men's socks		0263 .01	12/77	140.6	140.6	140.6	
Men's and boy's knit undershirts		0272 .02	12/77	141.8	141.6	141.6	
Men's and boy's knit shorts and briefs		0274 .99		(³)	259.2	259.2	
Men's and boys' thermal underwear and union suits		0275 .99	12/77	134.7	138.7	138.7	
Men's and boys' nightwear		0277 .99	06/82	(³)	100.0	100.2	
Men's and boys' ties		0278 .15		228.0	228.0	228.0	
Hats and caps	per unit	0282 .09	12/73	123.2	127.4	127.4	
Men's and boys' work gloves and mittens		0285 .02	12/77	133.4	133.4	137.4	
Boy's sport shirts		0287 .04		294.5	292.9	291.3	
Boys' suits		0288 .03	12/77	141.7	141.7	141.7	
Boys' dress and sport trousers		0289 .99	12/80	(³)	112.1	112.1	
Boys' denim jeans and jean-cut casual slacks		0292 .99	12/81	(³)	101.0	101.0	
Boys' jeans & jean-cut casual slacks, other fabrics		0293 .99	12/81	100.0	100.0	100.0	
Boys' work clothing, except jeans and work shirts		0294 .99	12/81	100.0	98.9	98.9	
Girls', children's and infants'		0295 .99	12/81	100.0	100.0	100.0	
Children's dresses	per unit	03		197.4	193.2	193.8	
Knee socks		0334 .07	12/77	116.9	115.3	116.2	
Underwear		0364 .02	12/77	137.0	137.4	137.4	
Nightwear		0368 .99	06/82	(³)	100.0	100.0	
		0369 .99	06/82	(³)	100.4	(³)	
Textile housefurnishings							
Bed clothes							
Bedspreads and bedsets	per unit	0382 01	12/77	241.8	243.0	240.7	
Fitted sheets, except crib size	per unit	0102 .10		138.5	136.5	136.1	
Pillowcases	per unit	0132 .01	12/77	246.5	247.4	237.4	
Bath & kitchen products		0133 .02	12/77	138.2	132.8	137.2	
Shower and bath curtains	per unit	0152 .04	12/77	142.4	141.3	141.3	
Window and furniture accessories		02	12/77	138.9	137.2	137.2	
Draperies	per unit	0232 .05	12/69	148.7	141.7	141.7	
		04	12/77	208.2	210.1	210.1	
		0432 .07	12/69	129.6	140.6	136.7	
				167.5	184.7	178.7	
Fabricated products, n.e.c.							
Camping equipment							
Camping tents	per unit	0383 02	12/77	134.9	134.5	134.5	
Industrial products		0212 .03	12/77	134.7	131.5	131.5	
Cordage, twine and rope	per unit	03	12/77	134.9	134.9	134.9	
Tarpaulins	per unit	0322 .06		259.4	259.4	259.4	
Industrial and institutional towels	per unit	0332	12/77	163.8	163.8	(³)	
		0342 .02	12/77	137.6	137.2	137.6	

See footnotes at end of table.

Table 6. Producer prices and price indexes for commodity groupings and individual items—Continued

(1967=100 unless otherwise indicated)

Commodity	Unit	Commodity code ¹	Other index base	Index			Price
				Apr. 1982 ²	July 1982 ²	Aug. 1982 ²	Aug. 1982
Hides, skins, leather, and related products		04		263.4	261.3	263.2	
Hides and skins		041					
Cattle hides		0411		366.6	347.9	340.1	
Packer, branded cow		0102 .99		320.0	296.2	296.7	
Packer, native steer, heavy		0111 .99		339.3	342.1	350.0	
Packer, butt brander		0114 .99	12/80	92.1	(³)	94.3	
Other cattle hides		0116 .99	12/80	95.9	88.1	85.2	
Leather		042		310.6	307.4	304.7	
Finished cattlehide and kipside leather		0421		310.1	312.2	309.7	
Sole leather		01		309.7	309.6	312.8	
Light bends		0101 .01		(³)	(³)	(³)	
Upper leather, including patent		02		291.8	295.8	290.3	
Dress and casual shoe		0201 .99	06/81	94.9	96.6	94.4	
Other upper leather		0202 .99	06/81	100.4	99.6	(³)	
Other grains		03	06/81	103.8	104.7	105.9	
Bag, case, and strap leather		0301 .99	06/81	95.9	102.0	100.3	
Garment leather		0302 .99	06/81	101.9	100.9	100.9	
Finished splits		04	06/81	83.8	79.4	77.3	
Finished splits		0401 .99	06/81	83.8	79.4	77.3	
Finished sheep and lamb leather		0423		345.2	348.6	348.6	
Garment leather		0103 .99	12/69	384.7	388.5	(³)	
Rough, crust, and wet blue		0425					
Rough, crust, and wet blue		01	06/81	85.4	63.6	61.3	
Rough, crust, and wet blue		0101 .99	06/81	85.4	63.6	(³)	
Footwear		043		244.8	241.7	247.3	
Men's footwear		0431		284.7	278.1	285.8	
Men's leather upper footwear		01		285.6	278.5	286.8	
Dress and casual shoes		0113 .99	12/80	105.8	101.1	106.3	
Boots		0115 .99	12/80	111.4	112.0	112.0	
Work shoes or boots		0117 .99	12/80	110.2	110.5	110.6	
Other leather upper footwear		0119 .99	12/80	107.0	107.0	107.8	
Men's non-leather upper footwear		03					
Men's non-leather upper footwear		0301 .99	12/80	103.5	103.5	103.5	
Women's footwear		0432		219.3	217.8	223.4	
Women's leather upper footwear		01		215.6	211.4	218.7	
Dress shoes		0101 .99	12/80	102.8	100.3	102.3	
Casual shoes		0103 .99	12/80	96.7	98.4	98.6	
Boots		0107 .99	12/80	107.7	91.3	107.7	
Other leather upper footwear		0109 .99	12/80	109.6	110.4	110.4	
Women's plastic upper footwear		03	12/80	98.3	98.5	99.1	
Dress shoes		0301 .99	12/80	104.1	(³)	104.1	
Casual shoes		0303 .99	12/80	(³)	103.7	105.0	
Children's footwear (size 8 1/2 - 12)		0433		205.8	206.1	207.0	
Children's leather upper footwear		0141 .99	06/80	110.2	110.5	111.1	
Children's non-leather upper footwear		0143 .99	06/80	104.0	104.0	104.3	
Misses' footwear (size 12 1/2 - 2 1/2)		0434		99.8	99.8	99.8	
Misses' leather upper footwear		0147 .99	06/80	98.4	98.4	98.4	
Youths', boys' ftwear. (size 12 1/2-6)		0435		110.7	111.5	111.5	
Youths' and boys' leather upper footwear		0153 .99	06/80	109.9	111.0	111.0	
Infants', babies' ftwear. (size 1-8)		0436		109.5	109.8	109.8	
Infants' and babies' leather upper footwear		0159 .99	06/80	106.3	106.8	107.0	
Infants' and babies' non-leather upper footwear		0161 .99	06/80	112.7	112.7	(³)	
Athletic footwear		0437		102.5	102.6	102.7	
Athletic footwear designed for sports		0165 .99	06/80	(³)	112.5	112.8	
Other footwear		0438		105.3	105.5	105.6	
Other footwear		0169 .99	06/80	105.3	105.5	105.6	
Other leather and related products		044		248.1	252.0	249.9	
Luggage and small leather goods		0441		198.8	203.7	203.2	
Week-end case, women's, nonleather	ea.	0111 .10		233.6	242.4	242.4	\$41,300
Attache case, non-leather	ea.	0122 .05	12/67	191.3	207.8	207.8	19,353
Women's & children's handbags & purses		0128 .99	06/82	(³)	100.1	99.6	
Other personal leather goods		0132 .99	06/82	(³)	100.9	100.9	
Gloves		0442					

See footnotes at end of table.

Table 6. Producer prices and price indexes for commodity groupings and individual items—Continued

(1967 = 100 unless otherwise indicated)

Commodity	Unit	Commodity code ¹	Other index base	Index			Price
				Apr. 1982 ²	July 1982 ²	Aug. 1982 ²	Aug. 1982
Gloves—Continued		0442					
Men's dress leather gloves	doz.	0101 .05		341.0	341.0	321.9	\$150.182
Industrial leather		0443		371.4	371.4	371.4	
Footwear cut stock		0444		376.1	375.3	375.3	
Cut soles, men's	pr.	0101 .04		444.8	(³)	442.8	2.733
Fuels and related products and power		05		670.6	701.8	705.7	
Coal		051		532.6	538.6	539.1	
Anthracite		0511		648.1	637.5	637.4	
Chestnut		0101 .99		574.9	574.9	574.9	
Buckwheat no. 1		0103 .99		715.7	715.7	715.7	
Buckwheat no. 2		0104 .99	06/80	152.4	150.4	150.4	
Buckwheat no. 4		0106 .99	06/80	128.4	125.7	125.7	
Buckwheat no. 5		0107 .99	06/80	108.6	108.6	108.6	
Stove		0109 .99	06/80	140.8	140.8	140.6	
Pea		0111 .99	06/80	151.0	148.5	148.5	
Bituminous coal		0512		527.9	534.5	535.0	
Industrial sizes, spot & prepared		02		435.9	438.9	437.9	
Steam electric utility		0209 .99	12/73	135.7	136.6	136.2	
Metallurgical, high volatile		0212 .99		767.8	767.8	770.5	
Industrial sizes, contract (prepared)		03	06/76	149.6	151.7	151.9	
Steam electric utility		0301 .99	06/76	184.6	187.3	187.9	
Manufacturing		0302 .99	06/76	129.4	133.3	131.3	
Metallurgical, high volatile		0303 .99	06/76	107.6	107.1	106.8	
Metallurgical, low volatile		0304 .99	06/76	113.3	116.9	119.3	
Export		0321 .99	06/82	(³)	100.0	99.1	
Unprepared bituminous coal and lignite		04		107.7	108.2	(³)	
Unprepared bituminous coal and lignite		0402 .99	12/81	107.7	108.2	(³)	
Coke oven products		052		467.5	463.9	460.0	
Coke		0522		(³)	467.4	466.3	
Other coke oven products		0101 .99	06/82	(³)	99.6	(³)	
Gas fuels		053		992.7	1,055.4	1,073.7	
Natural gas ⁴		0531		1,271.1	1,367.7	1,374.8	
Interstate	mcf	0102 .02		401.8	436.6	435.5	2.791
Intrastate	mcf	0103 .04		201.2	215.8	(³)	(³)
Imported	mcf	0104 .01		260.9	262.6	269.8	5.090
Liquefied petroleum gas		0532		555.8	563.0	600.9	
Propane	gal.	0104 .02	06/77	144.8	148.6	159.3	.373
Butane	gal.	0105 .03	06/77	225.5	267.2	281.9	.636
Ethane	gal.	0106	06/77	146.1	120.9	128.7	.185
Electric power		054		406.3	416.9	415.3	
Commercial power, 40 kw demand		0542		340.8	350.3	348.6	
New England	10,000 kwh	1101 .02	12/70	343.7	354.8	336.0	939.679
Mid-Atlantic	10,000 kwh	1204 .01	12/70	339.4	357.6	362.8	1,174.758
East North Central	10,000 kwh	1307 .04	12/70	292.3	328.0	315.5	841.055
West North Central	10,000 kwh	1411 .01	12/70	235.1	266.2	272.8	703.952
South Atlantic	10,000 kwh	1514 .01	12/70	279.3	284.4	285.2	675.733
East South Central	10,000 kwh	1617 .01	12/70	338.8	343.1	344.6	666.226
West South Central	10,000 kwh	1721 .01	12/70	309.9	332.7	332.2	707.364
Mountain	10,000 kwh	1824 .01	12/70	265.5	273.3	277.3	610.234
Pacific	10,000 kwh	1927 .01	12/70	408.6	348.7	348.7	689.204
Industrial power, 500 kw demand		0543		473.1	484.7	483.2	
New England	200000 kwh	1101 .02	12/70	463.2	466.9	461.0	13,829.053
Mid-Atlantic	200000 kwh	1204 .01	12/70	491.0	489.9	492.3	13,310.807
East North Central	200000 kwh	1307 .04	12/70	347.6	386.3	374.9	11,398.130
West North Central	200000 kwh	1411 .01	12/70	285.8	352.2	356.4	10,053.904
South Atlantic	200000 kwh	1514 .01	12/70	406.5	413.7	412.9	9,404.210
East South Central	200000 kwh	1617 .01	12/70	426.7	423.2	428.6	9,919.372
West South Central	200000 kwh	1721 .01	12/70	450.3	477.8	484.5	10,958.255
Mountain	200000 kwh	1824 .01	12/70	(³)	383.0	387.0	8,538.023
Pacific	200000 kwh	1927 .01	12/70	667.6	582.4	582.3	11,368.900
Crude petroleum (domestic production)		0561		717.9	718.7	718.7	
Petroleum products, refined		057		733.5	777.1	781.8	
Gasoline ⁵		0571		635.2	686.2	694.9	

See footnotes at end of table.

Table 6. Producer prices and price indexes for commodity groupings and individual items—Continued

(1967=100 unless otherwise indicated)

Commodity	Unit	Commodity code ¹	Other index base	Index			Price
				Apr. 1982 ²	July 1982 ²	Aug. 1982 ²	Aug. 1982
Gasoline—Continued							
Regular		0571					
Dealer tank-wagon to retail outlets	gal.	02	02/73	578.6	629.8	637.8	
Sales to jobbers	gal.	0201 .06	02/73	524.6	566.0	573.6	\$1.014
Commercial consumers	gal.	0202 .07	02/73	661.7	730.2	738.4	.992
Premium		03	02/73	532.7	565.7	573.1	1.016
Dealer tank-wagon to retail outlets	gal.	0301 .06	02/73	497.9	525.9	534.2	1.118
Sales to jobbers	gal.	0302 .07	02/73	613.0	655.1	662.8	1.082
Commercial consumers	gal.	0303 .08	02/73	607.1	656.5	654.3	1.101
Unleaded gasoline		04	06/77	225.8	242.1	245.0	
Dealer tank-wagon to retail outlets	gal.	0401	06/77	221.9	234.6	238.1	1.070
Sales to jobbers	gal.	0402	06/77	230.0	250.3	252.8	1.035
Commercial consumers	gal.	0403	06/77	227.8	246.3	247.3	1.038
Light distillates^{4 5}							
Kerosene to resellers	gal.	0572	02/73	1009.1	983.3	982.0	
Commercial jet fuel, kerosene base	gal.	0201 .07	02/73	770.7	810.8	811.0	1.030
		0301 .07	02/73	856.2	818.1	816.7	.958
Middle distillates^{4 5}							
Fuel oil no. 2 to resellers	gal.	0573	02/73	953.6	1020.8	1018.5	
Diesel to commercial consumers	gal.	0201 .07	02/73	764.5	841.1	837.7	.970
		0301 .08	02/73	773.5	794.8	795.1	.949
Residual fuels^{4 5}							
Containing 0.3% or less sulfur		0574	12/80	1182.7	1246.9	1250.0	
Containing 0.31 to 1.0% sulfur		0401	12/80	129.4	128.0	127.9	1.141
Containing more than 1% sulfur		0501	12/80	97.3	100.4	107.0	.702
		0601	12/80	94.7	104.2	100.2	.599
Lubricating oil materials							
Bright stock	gal.	0575	12/73	888.1	888.1	888.1	
Neutral stock	gal.	0111 .04	12/73	494.6	494.6	494.6	
Pale oil	gal.	0112 .02	12/73	485.5	485.5	(?)	
		0113 .03	12/74	327.9	327.9	327.9	
Finished lubricants							
Automotive oil		0576		350.6	350.9	351.2	
Automotive motor oil, retail		01		345.8	345.7	346.1	
Automotive motor oil, commercial		0101		293.7	294.0	294.0	
Other automotive oil, commercial		0103 .99	12/80	108.2	107.7	108.4	
Industrial oil	gal.	0104 .99	12/80	107.8	107.8	107.8	
Industrial oils		02	12/80	110.6	111.0	111.0	
Process oil		0201	12/73	364.2	365.8	365.8	
Metalworking oil		0202 .99	12/80	107.4	107.4	107.4	
Lubricating grease		0203 .99	12/80	108.5	108.3	108.3	
Petroleum grease		03	12/80	106.9	106.6	107.0	
		0301 .99	12/73	232.3	231.2	(?)	
Petroleum wax		0577		536.4	536.4	536.4	
Chemicals and allied products							
Industrial chemicals		06		294.3	291.6	291.6	
Basic inorganic chemicals ⁶		061		357.8	349.7	349.7	
Alkalies and chlorine		0613	12/73	312.2	313.8	314.3	
Chlorine liquid		01	12/73	322.8	320.5	327.0	
Sodium carbonate (soda ash)	ton	0101 .99	12/73	(?)	220.0	214.9	
Sodium hydroxide, liquid (caustic soda)		0103 .06	12/73	313.8	342.9	341.0	
Chlorine gas		0104 .99	12/73	411.3	389.2	405.5	
Other inorganic chemicals		0106 .99	12/80	88.4	89.5	91.1	
Aluminum hydroxide (alumina trihydrate)	lb.	02	12/73	310.8	313.8	312.2	
Aluminum oxide (alumina calcined)	ton	0203 .04	12/74	222.0	221.7	221.7	
Aluminum sulfate	ton	0204 .04	12/74	211.2	214.4	(?)	
Calcium carbide	ton	0205 .03	12/73	326.2	332.5	334.5	
Calcium oxide, (lime)	ton	0211 .04	12/74	209.9	209.9	207.3	
Calcium phosphate, dibasic	ton	0213 .02	12/73	302.4	305.2	(?)	
Hydrochloric acid	ton	0214 .04	12/75	214.1	214.6	214.1	
Hydrofluoric acid	ton	0221 .04	12/73	206.7	200.0	198.6	
Hydrogen peroxide	ton	0222 .04	12/73	280.7	285.7	277.4	
Nitric acid 42 degrees be	lb.	0223 .03	12/73	(?)	153.1	152.2	
Sodium chlorate	ton	0241 .04	12/73	207.1	190.3	193.2	
Sodium metasilicate	ton	0262 .04	12/73	288.7	284.8	292.7	
Sodium silicates	ton	0264 .04	12/74	286.4	293.7	293.7	
Sodium tripolyphosphate	lb.	0265 .02	12/73	306.0	311.8	311.8	
Sulfuric acid (contact), 66 be	ton	0267 .02	12/73	424.3	426.3	424.1	
		0281 .05	12/73	286.2	274.4	266.5	
Basic organic chemicals ⁶		0614	12/73	379.7	366.3	366.0	
Primary		01	12/73	550.3	517.7	515.9	
Benzene	gal.	0101 .11	12/73	424.8	417.6	417.6	
1,3 Butadiene	lb.	0109 .05	12/73	477.6	429.8	422.5	
Ethylene	lb.	0121 .04	12/73	527.5	514.5	549.0	
Propylene, chemical	gal.	0131 .03	12/73	928.0	831.7	815.7	
Propylene, polymer	gal.	0132 .04	12/73	746.6	698.9	666.2	
Toluene	gal.	0141 .06	12/73	470.4	468.9	469.4	

See footnotes at end of table.

Table 6. Producer prices and price indexes for commodity groupings and individual items—Continued

(1967 = 100 unless otherwise indicated)

Commodity	Unit	Commodity code ¹	Other index base	Index			Price
				Apr. 1962 ²	July 1962 ²	Aug. 1962 ²	Aug. 1962
Basic organic chemicals—Continued							
Intermediate							
Acrylonitrile	lb.	02	12/73	415.7	412.7	406.9	
Cyclohexane	gal.	0201.02	12/74	171.5	176.9	173.7	
Ethylene oxide	lb.	0212.01	12/73	510.8	510.8	510.0	
Formaldehyde	lb.	0221.03	12/73	493.8	470.2	471.2	
Phenol, synthetic	lb.	0231.06	12/73	400.1	400.8	402.8	
Phthalic anhydride	lb.	0241.06	12/73	365.0	361.5	356.4	
Styrene, monomer	lb.	0246.03	12/73	288.0	(?)	276.7	
Toluene 2,4 + 2,6 diisocyanate	lb.	0251.08	12/73	468.8	442.3	440.9	
Vinyl acetate, monomer	lb.	0261.06	12/73	(?)	267.0	265.2	
Vinyl chloride, monomer	lb.	0271	12/73	346.9	325.0	325.4	
Vinyl chloride, monomer	lb.	0272.07	12/73	346.6	387.3	384.6	
Other basic organics							
Acetic acid	lb.	03	12/73	320.9	306.2	310.6	
Acetone	lb.	0301.03	12/73	278.3	273.7	269.2	
Adipic acid	lb.	0302.05	12/73	510.1	504.5	504.0	
1-Butanol (butyl alcohol)	lb.	0303.07	12/73	(?)	211.6	(?)	
Carbon disulfide	lb.	0311.02	12/73	338.8	348.2	338.8	
Carbon tetrachloride	ton	0321.03	12/73	(?)	300.9	301.1	
Chlorodifluoromethane	lb.	0324.03	12/73	245.2	240.1	240.4	
Dichlorodifluoro methane	lb.	0328.05	12/73	290.9	280.7	270.2	
Diethylene glycol	lb.	0331.04	12/73	273.6	267.8	274.7	
Diisodecyl phthalate	lb.	0333.03	12/73	275.2	262.5	280.2	
Ethanol (ethyl alcohol)	gal.	0335.03	12/73	325.3	311.9	303.0	
Ethyl acrylate, monomer	lb.	0341.04	12/73	346.4	341.1	345.3	
Ethylene dichloride	lb.	0343.01	12/75	187.4	189.2	(?)	
Ethylene glycol, polyester	lb.	0345.08	12/73	336.2	332.2	329.3	
Ethylene glycol, technical	lb.	0347.07	12/73	376.3	354.4	376.2	
Ethylene glycol, technical	lb.	0349.02	12/73	326.2	300.9	293.9	
Isopropanol (isopropyl alcohol)	gal.	0356.01	12/73	426.4	418.2	412.3	
Maleic anhydride	lb.	0361.04	12/74	109.6	(?)	(?)	
Methanol (methyl alcohol)	gal.	0363.05	12/73	414.7	401.5	416.4	
Methylchloroform	lb.	0365.03	12/73	291.5	275.8	272.2	
Methyl ethyl ketone (MEK)	lb.	0366	12/73	395.7	363.8	357.7	
Methyl isobutyl ketone (MIBK)	lb.	0367.01	12/73	366.5	372.3	364.3	
Perchloroethylene	lb.	0371.04	12/73	248.5	246.1	248.6	
Trichloroethylene	lb.	0381.06	12/73	313.7	279.3	286.4	
Trichlorofluoro methane	lb.	0382.05	12/73	314.7	302.7	302.0	
Paint and paint materials							
Prepared paint							
Paint, inside, latex	gal.	0621		258.9	265.1	265.1	
Varnish, floor	gal.	0101.02		225.8	232.0	232.0	\$10.384
Enamel	gal.	0111.10		(?)	(?)	250.1	12.774
Paint, inside, oil	gal.	0121.07		259.8	264.1	264.1	14.739
Paint, outside	gal.	0131.06		284.5	286.0	286.0	12.572
Paint, porch and deck	gal.	0141.09		(?)	(?)	287.9	14.567
Paint, roof and barn	gal.	0151.07		272.6	277.9	277.9	13.639
		0161.08		302.7	302.7	302.7	
Paint materials							
Paint resins							
Methyl methacrylate	lb.	0622	06/76	306.7	304.3	302.3	
Soya bean oil	lb.	01	06/76	147.1	147.0	145.5	
N-butyl-acrylate	lb.	0104	06/76	159.6	163.2	163.2	
Epoxy, unmodified	lb.	0105	06/76	119.3	115.2	108.6	
Melamine-formaldehyde resin	lb.	0112	06/76	163.6	164.1	164.1	
Linseed oil, alkali refined	lb.	0114.01	06/76	168.5	176.1	176.7	
Tall oil	lb.	0118.01	06/76	159.4	163.8	163.8	
Ethyl acrylate, monomer	lb.	0136		215.9	215.2	213.2	
Phthalic anhydride	lb.	0139.03		106.4	106.4	106.4	
Pentaerythritol	lb.	0151	06/76	187.0	186.3	186.3	
Nitrocellulose	lb.	0171.01		287.2	283.9	276.0	
Polyvinyl acetate	lb.	0181.01		271.8	269.6	(?)	
		0191.02		311.6	318.8	318.8	
		0192.03		200.8	200.9	201.0	
Paint pigments							
Calcium carbonate	ton	02	06/76	160.3	159.3	158.8	
Yellow iron oxide	lb.	0202.01		243.4	248.5	248.5	
Kaolin clay	ton	0205		384.4	384.4	384.4	
Talc	ton	0207	06/76	(?)	151.7	151.7	
Titanium dioxide	lb.	0208		209.8	211.8	208.0	
Zinc oxide	lb.	0209.01		272.9	275.3	275.3	
Zinc dust	lb.	0211.04		310.4	301.0	290.5	
Phthalocyanine blue toner	lb.	0214.01	06/76	117.9	117.9	117.9	
		0216	06/76	188.0	182.1	182.1	
		03	06/76	226.1	217.5	216.2	
Paint solvents							
Acetone	lb.	0301	06/76	194.2	192.5	189.3	
N-butyl alcohol	lb.	0302.01	06/76	140.4	141.6	137.9	
Isopropyl alcohol	gal.	0303	06/76	231.6	225.2	222.4	
Ethyl acetate	lb.	0305	06/76	186.0	185.0	186.2	
Methyl ethyl ketone	lb.	0307.01		332.4	304.2	301.7	
Mineral spirits, rule 66	gal.	0309		581.9	559.8	564.5	
Xylo (mixed xyloes)	gal.	0311.01		541.2	532.5	523.8	
Paint additives		04	06/76	158.9	159.6	157.9	

See footnotes at end of table.

Table 6. Producer prices and price indexes for commodity groupings and individual items—Continued

(1967 = 100 unless otherwise indicated)

Commodity	Unit	Commodity code ¹	Other index base	Index			Price
				Apr. 1982 ²	July 1982 ²	Aug. 1982 ²	Aug. 1982
Drugs and pharmaceuticals		063		208.9	209.9	211.1	
Medicinal and botanical chemicals		0631		226.2	226.3	226.3	
Synthetic organic medicinal chemicals, bulk		0201 .99	06/82	(?)	100.0	100.0	
Other medicinals and botanicals, bulk		0202 .99	06/82	(?)	100.0	100.0	
Preparations, veterinary		0634	06/81	96.6	100.8	104.8	
Prescription		01	06/81	92.6	99.5	101.5	
Prescription		0109 .99	06/81	92.6	(?)	101.5	
Non-prescription		02	06/81	102.7	102.7	109.7	
Other non-prescription		0209 .99	06/81	102.7	(?)	105.0	
Preparations, ethical (prescription)		0635		189.9	190.2	191.2	
Systemic anti-infectives		01		144.6	143.1	145.5	
Broad spectrum penicillins		0112 .99	06/81	107.9	107.2	109.4	
Anti-arthritis		02		376.0	387.9	387.9	
Anti-arthritis		0201 .99	06/81	113.5	117.1	117.1	
Sedatives		0301 .99	06/81	(?)	116.4	116.4	
Antispasmodic/antisecretory		05		263.3	266.1	266.1	
Antispasmodic/antisecretory		0501 .99	06/81	110.1	111.3	111.2	
Cardiovascular therapy		06		197.3	200.4	200.7	
Antihypertensive drugs		0611 .99	06/81	107.0	112.6	112.6	
Vasodilators		0612 .99	06/81	111.6	111.6	111.6	
Other cardiovasculars		0619 .99	06/81	109.5	109.5	110.3	
Hormones		08		189.4	189.4	179.5	
Hormones		0801 .99	06/81	107.2	107.2	101.6	
Diuretics		09		132.7	134.0	134.0	
Diuretics		0901 .99	06/81	110.0	111.1	111.1	
Dermatologicals		11		213.4	211.5	213.8	
Fungicides		1111 .99	06/81	120.0	118.3	120.2	
Antipruritics		1112 .99	06/81	108.3	108.3	108.5	
Analgesics, internal		13		207.0	207.0	207.5	
Codeine and combinations		1311 .99	06/81	110.7	110.7	110.7	
Cough and cold preparations		1501 .99	06/81	112.0	113.8	114.7	
Vitamins		16		172.2	172.7	172.7	
Multivitamins		1611 .99	06/81	108.8	108.8	108.8	
Miscellaneous ethical preparations		99	06/81	113.6	115.1	115.1	
Bronchial therapy		9916 .99	06/81	98.0	98.6	98.6	
Cancer therapy products		9917 .99	06/81	131.2	131.2	131.2	
CNS stimulants		9918 .99	06/81	115.5	117.4	117.4	
Contraceptives, exc. devices, implants, kit, etc.		9919 .99	06/81	(?)	113.7	113.7	
Muscle relaxants		9922 .99	06/81	(?)	112.7	112.7	
Nutrients and supplements		9923 .99	06/81	112.5	115.8	116.7	
Ophthalmic and otic preparations		9924 .99	06/81	119.3	120.6	120.6	
Psychotherapeutics		9925 .99	06/81	116.1	116.7	116.7	
Other miscellaneous ethical preparations		9999 .99	06/81	113.5	117.4	117.4	
Preparations, proprietary (over counter)		0636		248.7	251.5	253.6	
Vitamins		01		197.0	196.9	200.2	
Adult multivitamins		0111 .99	06/81	103.7	104.1	106.5	
B-complex		0112 .99	06/81	105.4	101.4	101.4	
Other vitamins		0119 .99	06/81	108.6	107.8	107.8	
Cough and cold preparations		02		253.4	261.6	263.8	
Cough syrups, expectorants, drops, lozenges, etc.		0221 .99	06/81	107.4	(?)	(?)	
Cold tablets, capsules		0222 .99	06/81	112.9	(?)	(?)	
Decongestants		0223 .99	06/81	111.7	112.1	112.1	
Laxatives		03		279.2	285.5	285.5	
Laxatives		0301 .99	06/81	102.9	105.2	105.2	
Analgesics, internal		04		281.2	283.5	286.8	
Aspirin/aspirin-salicylate compounds		0411 .99	06/81	113.7	113.8	114.9	
Non-aspirin		0412 .99	06/81	108.8	112.2	(?)	
External analgesics and counterirritants		06		216.5	213.1	213.1	
External analgesics and counterirritants		0601 .99	06/81	(?)	102.7	102.7	
Antiseptics and antibacterials		07		231.1	233.2	233.2	
Antiseptics and antibacterials		0701 .99	06/81	110.3	111.3	111.3	
Antacids		08		234.4	244.2	244.7	
Liquids		0811 .99	06/81	107.1	111.5	111.5	
Other antacids		0819 .99	06/81	106.3	110.9	111.3	
Dermatologicals		09	06/81	107.5	107.3	107.3	
Other dermatologicals		0919 .99	06/81	108.5	108.2	108.2	
Miscellaneous proprietary preparations		99	06/81	106.6	107.4	108.9	
Hematinics		9914 .99	06/81	(?)	104.1	104.1	
Hemorrhoidal preparations		9915 .99	06/81	107.2	107.2	109.8	
Other miscellaneous proprietary preparations		9999 .99	06/81	105.3	106.4	106.4	
Biological products		0637	06/80	107.8	107.8	107.8	
Blood & derivatives, human use		11	06/80	106.3	106.3	106.3	
Human blood serums		1102 .99	06/80	71.3	(?)	71.0	
Other blood derivatives		1104 .99	12/80	108.1	(?)	108.1	
Vaccines, toxoids, & antigens		12	06/80	115.0	115.6	115.6	
Antigens		1213 .99	06/80	117.8	(?)	(?)	

See footnotes at end of table.

Table 6. Producer prices and price indexes for commodity groupings and individual items—Continued

(1967 = 100 unless otherwise indicated)

Commodity	Unit	Commodity code ¹	Other index base	Index			Price
				Apr. 1982 ²	July 1982 ²	Aug. 1982 ²	Aug. 1982
Biological products—Continued		0637					
Diagnostics & other biologicals		14	06/80	109.3	109.5	109.5	
Diagnostic substances		1402 .99	12/80	106.3	(?)	(?)	
Allergenic products		1403 .99	06/80	118.8	118.8	118.8	
Biologicals for veterinary use		15					
Vaccines & viruses, vet. use		1514 .99	06/80	95.4	94.0	94.0	
Fats and oils, inedible		064		282.6	278.2	254.2	
Castor oil	lb.	0641					\$0.455
Coconut oil	lb.	0101		225.6	242.6	237.4	
Menhaden oil	lb.	0111 .01		180.1	189.7	193.6	.250
Tallow	lb.	0121		236.0	246.3	205.2	.150
Grease, white, choice	lb.	0151 .01		311.1	315.9	282.4	.148
Grease, yellow	lb.	0161 .01		298.6	281.0	263.5	.150
Grease, yellow	lb.	0171 .01		330.0	318.4	289.5	.125
Agricultural chemicals and chemical prod		065		295.8	291.5	290.6	
Mixed fertilizers		0651		271.6	271.6	270.8	
Complete mixed fert., dry form		02	06/80	111.6	111.4	111.1	
Comp. mixed fert., dry, 5-10-15 NPK		0201 .99	06/80	116.4	116.3	116.1	
Comp. mixed fert., dry, 6-24-24 NPK		0211 .99	06/80	107.9	107.9	106.4	
Comp. mixed fert., dry, 10-10-10 NPK		0221 .99	06/80	115.0	114.9	115.1	
Comp. mixed fert., dry, 12-12-12 NPK		0231 .99	06/80	112.3	112.3	112.3	
Comp. mixed fert., dry, misc. NPK		0251 .99	06/80	112.3	112.0	111.7	
Complete mixed fert., liquid form		03					
Complete mixed fert., liquid form		0301 .99	06/80	111.5	113.8	113.8	
Incomp. mixed fert.		04	06/80	111.4	111.5	111.0	
Incomp. mixed fert., guar. P205 & K20 only		0411 .99	06/80	107.6	106.6	103.8	
Fertilizer materials		0652		250.2	240.4	237.9	
Nitrogenates		01		217.9	207.0	207.3	
Solid & solution nitrate		0111 .99		193.1	182.8	184.6	
Nitrogen solutions		0126 .99		114.1	(?)	112.4	
Urea		0136 .99		225.3	201.8	205.5	
Phosphates		02		297.5	291.2	285.5	
Phosphate rock 68-70 b.p.l.	ton	0261 .05		522.6	505.0	505.0	
Triple superphosphates		0263 .99		319.5	320.3	297.6	
Ammonium phosphates		0265 .99	12/74	146.9	143.8	138.2	
Phosphoric acid, 52-54% APA		0267 .99	12/76	175.2	174.4	169.7	
Potash		03		285.8	248.1	247.6	
Potassium chloride (muriate) domestic		0371 .06		300.0	249.5	248.5	
Other agricultural chemicals		0653		459.1	465.1	467.2	
Nonhousehold insecticides		0101 .99	06/82	(?)	99.6	99.6	
Nonhousehold herbicides		0102 .99	06/82	(?)	99.7	100.9	
Nonhousehold fungicides		0103 .99	06/82	(?)	100.0	100.0	
Other nonhousehold pesticides		0104 .99	06/82	(?)	101.6	101.6	
Household pesticides		0105 .99	06/82	(?)	104.1	104.1	
Pentachlorophenol	lb.	0134 .01		230.0	275.0	275.0	.550
Plastic resins and materials		066		286.0	280.6	282.4	
Thermoplastic resins		0662		103.5	100.7	101.6	
Low density polyethylene resins		03	12/80	94.9	83.7	85.5	
PE resin, low, film and sheeting		0301 .99		224.5	184.3	185.3	
PE resin, high, blow molding		04					
PE resin, high, blow molding		0401 .99	12/75	157.2	149.4	(?)	
Polypropylene resins		05	12/80	121.2	117.8	118.7	
Polypropylene for injection molding		0501 .99	12/75	177.4	(?)	177.1	
Polypropylene for fiber and filament		0502 .99	12/75	155.0	146.1	147.4	
Styrene plastics materials		06	12/80	110.1	109.2	110.1	
Polystyrene resins, rubber modified		0602 .99		(?)	291.2	291.2	
Vinyl and vinylidene resins		07	12/80	88.9	91.3	92.8	
Homopolymer resins excluding dispersion		0701 .99		181.0	187.0	191.1	
Copolymer resins excluding dispersion		0702 .99	12/75	124.6	(?)	127.2	
Other nonengineering thermoplastic resins		09					
Other nonengineering thermoplastic resins		0901 .99	12/80	111.1	113.4	113.4	
Thermosetting resins		0663		108.1	108.9	108.8	
Epoxy resins		01	12/80	122.6	125.4	125.4	
Epoxy resins		0101 .99	12/80	106.1	106.3	106.0	
Phenolic & tar acid resins		02	12/80	254.2	254.6	254.5	
Phenolic molding compounds		0201 .99					
Polyester resins, unsaturated		03					
Polyester resins, unsaturated		0301 .99	12/75	164.6	167.4	168.5	
Urea-formaldehyde resins		04					
Urea-formaldehyde resins		0401 .99	12/75	144.7	(?)	143.2	
All other thermosetting resins		05					
All other thermosetting resins		0501 .99	12/80	103.2	103.7	103.5	

See footnotes at end of table.

Table 6. Producer prices and price indexes for commodity groupings and individual items—Continued

(1967=100 unless otherwise indicated)

Commodity	Unit	Commodity code ¹	Other index base	Index			Price
				Apr. 1982 ²	July 1982 ²	Aug. 1982 ²	Aug. 1982
Other chemicals and allied products		067		270.0	270.7	271.8	
Soap and synthetic detergents		0671		253.8	252.4	253.0	
Soaps		01		261.7	261.7	263.9	
Chips or flakes, laundry	lb.	0101 .06		277.6	277.6	277.6	
Soap, cleansers	lb.	0111 .06		240.8	240.8	246.8	
Toilet	lb.	0151 .03		276.6	276.6	276.6	\$1.132
Synthetic detergents		02		250.4	248.6	248.6	
Heavy duty, powdered or granulated	lb.	0252 .04		264.4	261.3	261.3	.566
Light duty, powdered or granulated	lb.	0256 .02		242.4	242.4	242.4	.698
Light duty, liquid	lb.	0258 .05		224.4	224.4	224.4	.700
Cosmetics and other toilet preparations		0675		226.9	227.4	229.6	
Shaving preparations		02	06/80	128.6	134.3	137.9	
Shaving soap and cream		0201 .99		268.6	249.2	268.6	
Aftershave preparations		0205 .99	12/71	198.9	222.4	222.4	
Perfume, cologne & toilet water		03	06/80	132.1	126.3	132.5	
Perfume		0301 .99		306.1	277.0	306.1	
Cologne and toilet water		0305 .99		237.9	239.2	239.2	
Hair preparations		04	06/80	107.3	106.0	106.9	
Soap shampoo		0401 .99		144.4	145.5	145.5	
Synthetic organic detergent shampoo		0405 .99	06/80	108.0	102.1	100.8	
Hair tonics (inc. conditioners)		0411 .99		237.0	240.0	236.0	
Hair dressings		0421 .99	06/80	(?)	119.2	121.7	
Hair spray (aerosol)		0425 .99	12/71	260.6	264.2	264.2	
Home and commercial permanents		0431 .99		210.3	217.6	219.3	
Hair coloring		0441 .99	06/80	(?)	95.9	(?)	
Other hair preparations		0451 .99	06/80	117.2	124.0	124.0	
Creams		06	06/80	125.2	129.8	129.9	
Cleansing creams		0601 .99		331.6	356.6	356.6	
Foundation creams		0602 .99	06/80	114.3	114.3	115.0	
Lubricating creams		0603 .99	06/80	(?)	148.2	148.2	
Other creams		0604 .99	06/80	112.9	112.9	112.9	
Lotions and oils		07	06/80	116.0	119.8	119.8	
Suntan & sunscreen		0701 .99	06/80	106.2	106.2	106.2	
Hand lotions		0704 .99		(?)	181.4	181.4	
Other lotions and oils		0705 .99	06/80	116.4	116.7	116.7	
Cosmetics		08	06/80	122.9	133.6	133.7	
Lip preparations		0801 .99		211.9	216.2	216.3	
Blushes		0802 .99	06/80	117.3	119.3	119.3	
Eye preparations		0803 .99	12/71	132.3	155.5	155.7	
Deodorant		09	06/80	120.1	115.1	120.1	
Aerosol underarm deodorant		0901 .99		225.3	210.9	223.0	
Cream, liquid and roll-on deodorant		0902 .99	06/80	118.5	123.2	122.9	
Manicure preparations		11	06/80	93.3	96.0	97.8	
Nail lacquer and enamel		1101 .99		153.4	159.5	159.9	
Powders		12	06/80	121.8	123.7	124.0	
Face powder		1202 .99		221.3	237.8	239.9	
Wet application powder		1203 .99	06/80	117.0	118.7	118.7	
Bath oils and salts		13					
Bath oils and salts		1301 .99	12/71	167.6	166.2	147.1	
Misc. chemical prod. and preparations		0679		308.7	310.4	311.1	
Essential oils		01		240.6	238.4	238.4	
Peppermint oil	lb.	0101 .01		167.9	(?)	167.9	10.250
Citronella oil	lb.	0102		378.3	332.9	332.9	2.200
Lemon oil	lb.	0103		(?)	(?)	(?)	(?)
Orange oil	lb.	0104 .01		78.0	85.8	85.8	.550
Lemongrass oil	lb.	0105		460.2	460.2	460.2	8.150
Lavender oil	lb.	0106 .01		214.7	214.7	214.7	13.000
Explosives		02		302.6	294.8	300.5	
Other blasting accessories		0225 .99		299.4	(?)	296.8	
Permissibles		0228 .99		354.5	307.8	306.1	
ANFO, except slurry		0231 .99		254.8	254.8	262.8	
Water gel and slurries		0232 .99	12/80	(?)	125.6	125.9	
Industrial gases		03	06/81	101.8	101.8	102.0	
Acetylene		0301 .99	06/81	110.7	110.7	111.8	
Carbon dioxide		0302 .99	06/81	124.7	124.3	123.6	
Nitrogen		0303 .99	06/81	97.5	97.0	96.9	
Oxygen		0304 .99	06/81	99.8	99.8	99.8	
Other miscellaneous chemical products		09		319.6	323.8	323.8	
Gelatin, edible	lb.	0905		281.4	217.3	217.3	2.000
Glue, animal hide	lb.	0908 .02		291.6	291.6	291.6	.840
Dextrin, canary dark	100 lb.	0912		179.1	299.1	299.1	26.000
Dextrin, white	100 lb.	0913		174.8	281.2	281.2	24.000
Rubber/phenolic resin adhesive	gal.	0917 .02		340.3	340.3	340.3	
Rubber and plastic products		07		241.1	243.1	243.6	
Rubber and rubber products		071		266.6	271.6	272.5	

See footnotes at end of table.

Table 6. Producer prices and price indexes for commodity groupings and individual items—Continued

(1967 = 100 unless otherwise indicated)

Commodity	Unit	Commodity code ¹	Other index base	Index			Price
				Apr. 1982 ²	July 1982 ²	Aug. 1982 ²	Aug. 1982
Crude rubber		0711		283.3	280.2	278.6	
Natural rubber		01		223.7	228.9	227.9	
Latex	lb.	0101		253.6	252.6	248.1	\$0.656
No. 1 ribbed smoked sheets	lb.	0102		227.7	233.8	235.0	.468
No. 3 ribbed smoked sheets	lb.	0103		220.6	228.9	228.2	.445
Synthetic rubber		02		301.7	296.7	294.9	
Polychloroprene		0212 .02		(³)	(³)	(³)	(³)
Styrene butadiene-solid		0219 .99	06/81	97.1	94.8	94.1	
Specialty elastomers		0222 .99	06/81	109.8	108.3	107.4	
Reclaimed rubber		03					
Whole tire reclaim	lb.	0321 .06		207.0	205.3	205.1	
Tires, tubes, tread, & repair materials		0712		253.4	255.6	257.9	
Tires		01		251.3	253.6	256.1	
Passenger car pneumatic tires, bias-ply		0101 .99		240.7	241.8	242.3	
Passenger car pneumatic tires, bias-belted		0102 .99	12/74	172.3	174.7	175.3	
Passenger car pneumatic tires, radials		0103 .99	12/74	179.9	179.8	178.3	
Truck/bus tires, including off-highway		0105 .99		266.2	272.6	283.0	
Tractor/implement tires		0111 .99		275.0	272.7	273.3	
Inner tubes		02		293.7	296.6	296.6	
Passenger car/motorcycle inner tubes		0221 .12		(³)	302.7	302.7	
Tread rubber, tire sundries, & repair matl		03	06/81	102.5	102.5	102.5	
Tread rubber, natural and synthetic		0351 .99	06/81	102.5	102.5	102.5	
Other tire sundries and repair materials, n.e.c.		0353 .99	06/81	102.7	102.7	102.7	
Miscellaneous rubber products		0713		274.7	286.1	286.0	
Footwear		01		225.3	226.1	226.7	
Protective footwear		0107 .99	12/80	109.9	109.9	110.2	
Men's footwear, fabric upper		0135 .99	12/80	101.6	102.3	102.4	
Women's/misses' footwear, fabric upper		0137 .99	12/80	102.8	103.0	103.4	
Rubber heels and soles		02		318.1	303.8	303.9	
Soling slabs	slab	0241 .03		324.8	301.9	301.9	8.564
Rubber soles, taps, men's	doz. pr.	0249 .08	12/75	177.0	177.0	177.9	
Rubber soles, full, men's	100 pr.	0251 .09		327.4	313.7	313.7	156.506
Rubber belts and belting		03		326.5	326.3	322.2	
Conveyor and elevator		0361 .99		321.0	321.1	(³)	
Other miscellaneous rubber products		04		278.7	295.4	295.5	
Hose, long length, textile, nonhydraulic		0453 .99	12/81	103.0	104.7	103.1	
Hose, machine made, wrapped		0459 .99	12/81	106.1	(³)	133.6	
Hose, braided or loomed, helical reinforced		0463 .99	12/81	100.0	100.0	100.0	
Rubber cement	5 gal. can	0474 .07		317.6	323.8	325.6	23.489
Hose, hydraulic		0481 .99	12/71	195.8	197.7	196.1	
Hose, mandrel made, textile, nonhydraulic		0482 .99	12/81	(³)	100.0	100.0	
All other rubber hose		0484 .99	12/81	101.2	100.6	100.7	
Rubber gloves, industrial	doz. pr.	0495 .04	12/72	(³)	193.9	206.9	
Rubber roll covering		05	06/79	128.5	128.3	127.5	
Graphic arts roll covering	ea.	0501	06/79	129.4	128.3	125.3	
Paper mill roll covering	ea.	0502	06/79	133.5	133.5	133.5	
Steel mill roll covering	ea.	0503 .02	06/79	127.0	128.2	128.2	
Industrial roll covering	ea.	0504	06/79	123.9	123.9	123.9	
Plastic products		072	06/78	132.6	132.3	132.3	
Plastic construction products		0721	12/69	148.8	146.7	147.9	
Pipes and fittings	unit	0601 .02	06/78	99.2	(³)	(³)	
Unsupported plastic film & sheeting		0722	12/70	214.6	213.4	213.2	
PVC		01	12/70	218.1	218.6	218.0	
PVC and PVC copolymer	unit	0117 .02	06/78	123.9	(³)	123.8	
Other		04					
Other	unit	0401 .02	06/78	136.2	135.0	135.0	
Laminated plastic sheets		0723	12/70	189.3	188.4	188.4	
Laminated plastic sheets	unit	0301 .02	06/78	130.4	129.8	129.8	
Foamed plastic products		0724	06/78	151.2	147.9	146.4	
Plastic packaging and shipping products		0725	06/78	138.4	138.3	138.5	
Bottles	unit	0101 .04	06/78	130.2	129.0	128.9	
Foamed protective pads and shapes	unit	0102 .04	06/78	128.5	(³)	(³)	
Caps and closures	unit	0103 .02	06/78	155.5	155.5	155.5	
Boxes, cases and trays	unit	0104 .02	06/78	132.3	(³)	149.1	
Other plastic and packaging products	unit	0105 .05	06/78	137.7	130.9	130.9	
Plastic parts and components for mfg.		0726	06/78	135.8	136.5	136.5	
Parts for transportation equip.		01	06/78	126.1	129.0	129.3	
Motor vehicle parts, including foamed	unit	0101 .13	06/78	129.1	(³)	129.3	
Other	unit	0102 .01	06/78	121.4	(³)	129.2	
Other parts and components for mfg.		02	06/78	141.1	141.7	141.4	
Parts for office and computing machines	unit	0201 .05	06/78	146.4	146.5	146.5	
Electrical parts	unit	0202 .13	06/78	152.3	154.6	154.6	

See footnotes at end of table.

Table 6. Producer prices and price indexes for commodity groupings and individual items—Continued

(1967 = 100 unless otherwise indicated)

Commodity	Unit	Commodity code ¹	Other index base	Index			Price
				Apr. 1982 ²	July 1982 ²	Aug. 1982 ²	Aug. 1982
Plastic parts and components for mfg.—Continued		0726					
Other	unit	0203 .10	06/78	137.1	137.0	136.7	
Disposable plastic dinner and tableware		0727	06/78	135.8	135.8	135.8	
Cups, including foam	unit	0101 .01	06/78	129.5	129.5	129.5	
Consumer and commercial plastics, n.e.c.		0728	06/78	130.6	131.0	131.2	
Flower pots and plant containers	unit	0101 .01	06/78	112.4	112.4	112.4	
Other, not elsewhere classified	unit	0102 .12	06/78	131.8	132.1	(?)	
All other plastic hose	unit	0104 .99	12/81	100.0	100.0	100.0	
Lumber and wood products		08		286.5	288.3	284.4	
Lumber		081		312.4	319.2	312.7	
Softwood lumber		0811		324.1	331.8	323.5	
Douglas fir, dressed		01		265.6	278.2	268.8	
Boards under 2" thick		0125 .99	12/80	68.7	73.2	73.2	
2" lumber		0126 .99	12/80	76.9	81.2	77.3	
Timbers & lumber over 2" thick		0127 .99	12/80	84.4	79.1	(?)	
Southern pine, dressed		02		285.3	302.7	288.6	
Boards under 2" thick		0245 .99	12/80	102.5	103.4	102.7	
2" lumber		0246 .99	12/80	95.2	104.7	97.0	
Timbers & lumber over 2" thick		0247 .99	12/80	88.8	88.8	88.8	
Other softwood, dressed		03		362.7	365.0	359.0	
Boards, ponderosa pine		0301 .99	12/80	96.5	95.4	92.3	
Boards, western red cedar		0303 .99	12/80	94.5	98.2	99.7	
Boards, misc. western species		0308 .99	12/80	97.8	96.0	95.1	
Boards, misc. eastern species		0309 .99	12/80	99.2	104.1	100.6	
2" lumber, ponderosa pine		0312 .99	12/80	99.0	(?)	95.6	
2" lumber, white fir		0314 .99	12/80	86.9	85.5	81.7	
2" lumber, western hemlock		0315 .99	12/80	85.5	86.1	84.3	
2" lumber, redwood		0316 .99	12/80	97.0	106.4	105.1	
2" lumber, lodgepole pine		0318 .99	12/80	90.5	(?)	(?)	
2" lumber, misc. western species		0319 .99	12/80	88.9	89.0	87.6	
Over 2" lumber, misc. western species		0322 .99	12/80	100.8	101.1	(?)	
Rough softwood lumber		04		96.2	95.7	94.2	
Boards, western species		0402 .99	12/80	87.7	85.7	85.0	
2" lumber, eastern species		0403 .99	12/80	98.7	101.6	97.9	
2" lumber, western species		0404 .99	12/80	94.9	93.0	91.6	
Over 2" lumber, eastern species		0405 .99	12/80	99.3	99.6	99.6	
Over 2" lumber, western species		0406 .99	12/80	103.4	102.5	101.5	
Flooring, siding, and cut stock		05		85.9	86.8	87.2	
Woodsiding		0502 .99	12/80	106.5	111.1	105.0	
Hardwood lumber		0812		261.6	265.4	264.8	
Hardwood lumber, rough		01	12/80	108.0	107.5	105.5	
Oak		0107 .99	12/80	109.6	112.2	110.4	
Gum		0109 .99	12/80	102.5	102.5	97.5	
Poplar		0133 .99	12/80	102.4	98.0	97.3	
Other miscellaneous species		0197 .99	12/80	97.8	98.7	97.3	
Dressed hardwood lumber		02	12/80	107.6	108.1	107.3	
Other misc. hardwood species		0202 .99	12/80	97.8	98.7	97.3	
Hardwood dimension		03	12/80	104.4	106.2	107.2	
Dimension stock, rough or unfinished	unit	0301	12/67	236.8	237.2	235.6	
Dimension stock, fully machined	unit	0302	12/67	251.7	258.6	258.6	
Dimension stock, partially machined	unit	0303	12/67	269.4	272.9	285.9	
Millwork		082		276.6	281.8	280.2	
General millwork		0821		287.7	294.6	292.1	
Cabinet, kitchen	ea.	0101 .07		210.7	210.7	210.7	\$67.338
Door, Doug. fir, ext. selected grade	ea.	0111 .06		425.6	425.6	425.6	71.556
Door, Ponderosa pine, exterior	ea.	0131 .16		447.4	447.6	447.6	70.929
Door, interior	ea.	0141 .11		430.9	430.9	430.2	49.216
Door, flush type, premium grade	ea.	0147 .04		265.5	265.5	265.5	
Window unit, Ponderosa pine	ea.	0172 .11		312.7	312.7	312.7	
Moulding, Ponderosa pine	100 ft.	0182 .06		360.6	401.6	386.7	17.511
Prefabricated structural members		0822		236.4	237.3	237.9	
Roof trusses		0101 .99		292.8	298.9	299.1	
Floor trusses		0102 .99	06/81	101.8	(?)	105.4	
Glued-laminated lumber		0103 .99	06/81	95.1	92.6	92.7	
Other fabricated structural wood products		0106 .99	06/81	102.3	102.7	104.8	
Plywood		083		234.0	232.4	229.3	
Softwood plywood		0831		277.9	288.4	280.1	
Western		01		283.5	282.2	278.7	

See footnotes at end of table.

Table 6. Producer prices and price indexes for commodity groupings and individual items—Continued

(1967=100 unless otherwise indicated)

Commodity	Unit	Commodity code ¹	Other index base	Index			Price
				Apr. 1962 ²	July 1962 ²	Aug. 1962 ²	Aug. 1982
Softwood plywood—Continued		0831					
Cdx		0111 .99	12/80	72.0	71.5	71.1	
A-C, exterior		0115 .99	12/80	81.4	79.6	78.2	
Other sanded		0116 .99	12/80	83.8	(?)	(?)	
Southern		02	12/68	135.7	154.8	144.5	
Cdx		0201 .99	12/80	78.7	89.0	84.7	
Other unsanded		0203 .99	12/80	74.4	85.9	78.9	
Specialty softwood plywood		03					
Specialty softwood plywood		0301 .99	12/80	85.4	92.4	92.1	
Hardwood plywood		0832		185.6	181.1	181.1	
Birch, Standard panel	m sq. ft.	0102 .08		179.1	174.0	174.0	
Softwood plywood veneer		0833	12/71	197.7	164.2	167.3	
Softwood plywood veneer		0111 .99	12/80	78.7	65.4	66.7	
Other wood products		084		237.7	236.0	235.8	
Pallets		0841					
Wooden pallets	ea.	0111 .04		181.2	178.6	178.5	
Boxes		0842		262.9	262.9	262.9	
Wirebound, fruit and vegetable	per 100	0122 .06	12/67	268.9	268.9	268.9	
Wirebound, industrial	ea.	0123 .06	12/67	319.2	319.2	319.2	
Other sawmill & planing mill products		0849	12/80	100.3	99.2	99.1	
Wood chips		0101 .99	12/80	98.7	97.4	97.2	
Railway and mine ties		0102 .99	12/80	98.2	98.2	97.6	
Misc. sawmill products		0103 .99	12/80	108.1	108.1	108.1	
Logs, bolts, timber and pulpwood		085	12/81	101.7	96.3	94.6	
Logs, bolts, timber and pulpwood		0851					
Softwood logs, bolts and timber		01	12/81	101.5	95.3	93.3	
Douglas fir logs, bolts and timber		0101 .99	12/81	99.6	86.3	82.6	
Softwood logs etc., exc. Douglas fir		0102 .99	12/81	102.7	100.3	99.3	
Hardwood logs, bolts and timber		02					
Hardwood logs, bolts and timber		0201 .99	12/81	101.9	101.9	102.9	
Pulpwood		03	12/81	102.4	100.4	98.3	
Softwood pulpwood		0301 .99	12/81	102.9	(?)	97.8	
Hardwood pulpwood		0302 .99	12/81	101.2	101.2	99.3	
Pulp, paper, and allied products		09		288.5	288.9	289.1	
Pulp, paper, and prod., ex. bldg. paper		091		275.3	272.9	272.6	
Woodpulp		0911		389.9	370.5	369.2	
Paper-making woodpulp		02	12/73	261.6	248.2	247.0	
Bleached sulphate, softwood	ton	0211 .06		391.4	373.7	368.9	\$440.584
Bleached sulphate, hardwood	ton	0212 .04	12/73	220.6	194.9	195.0	343.632
Bleached sulphite	ton	0221 .04		430.7	392.4	384.9	
Dissolving pulp		03	12/73	281.3	249.5	249.5	
Wastepaper		0912		128.1	115.6	116.0	
No.1 news		01					
No. 1 news, avg. of 5 markets	ton	0102		72.1	72.1	72.1	15.900
No.1 mixed		02					
No. 1 mixed, avg. of 5 markets	ton	0205		137.3	137.3	137.3	8.850
Old corrugated boxes		03					
Old corrugated boxes, avg. of 5 markets	ton	0311		94.2	97.4	94.2	14.800
.009 semi-chemical kraft clippings		04					
Semi-chemical kraft clippings	ton	0415 .01		180.2	195.9	198.3	51.250
.009 mixed kraft clippings		05					
Mixed kraft clippings	ton	0521 .01		195.2	207.0	218.7	46.563
White news blanks		06					
White news blanks, avg. of 4 markets	ton	0625 .01		157.6	126.8	128.0	67.500
Paper		0913		289.4	287.0	286.1	
Paper, exc newsprint & packaging paper		01		280.2	278.9	276.8	
Publication and printing paper, uncoated		0111 .99	12/73	237.1	235.5	235.5	
Body stock for coating		0112 .99	06/81	(?)	107.2	107.2	
Printing paper, coated two sides, no. 3 grade		0113 .99	12/73	202.7	202.6	201.3	
Printing paper, coated two sides, no. 5 grade		0115 .99	12/73	239.4	239.4	239.4	
Printing paper, coated two sides, other grades		0116 .99	06/81	104.5	104.5	103.7	
Printing paper, coated one side		0117 .99	06/81	110.2	110.2	110.3	
Book paper, no. 3, uncoated		0122 .99		274.3	274.1	273.1	
Other book printing paper, uncoated		0123 .99	06/81	101.0	106.3	102.2	
Unwatermarked bond, no. 4 grade		0131 .99		225.1	225.1	224.2	
Form bond, 12 lb.		0133 .99	12/73	228.0	(?)	208.3	
Form bond, 15 lb.		0134 .99	12/75	153.0	151.2	150.4	
Other form bond		0135 .99	06/81	100.8	104.1	104.1	

See footnotes at end of table.

Table 6. Producer prices and price indexes for commodity groupings and individual items—Continued

(1967 = 100 unless otherwise indicated)

Commodity	Unit	Commodity code ¹	Other index base	Index			Price
				Apr. 1982 ²	July 1982 ²	Aug. 1982 ²	Aug. 1982
Paper—Continued							
Other bond, except form bond		0913					
Other chemical woodpulp writing paper		0136 .99	06/81	102.8	(?)	101.4	
Bond, 25% cotton fiber content		0137 .99	06/81	100.2	92.8	92.2	
Thin paper		0141 .99		261.2	261.2	261.2	
Cover text		0142 .99	06/81	107.8	107.8	107.8	
Uncoated body stock		0148 .99	06/81	105.7	106.4	106.4	
Newsprint		0149 .99	06/81	101.5	100.2	93.7	
Standard newsprint		02					
Packaging and industrial converting paper		0291 .99		321.1	318.4	318.4	
Shipping sack paper, unbleached kraft		03	06/81	100.3	97.7	98.3	
Bag & sack, except shipping sack, unbleached kraft		0304 .99	12/73	220.7	207.2	207.2	
Bag & sack, exc. shipping sack, ex. unbleached kraft		0307 .99	12/73	217.1	206.1	212.6	
Other converting 18lbs. and over, unbleached kraft		0308 .99	06/81	102.1	102.1	(?)	
Other converting 18lbs. & over, ex. unbleached kraft		0311 .99	06/81	101.0	99.8	99.8	
Glassine, greaseproof, and vegetable parchment		0312 .99	06/81	103.0	100.0	100.0	
Special industrial paper		0314 .99	06/81	101.7	101.9	(?)	
Special industrial paper		04	06/81	104.9	104.3	104.4	
Special industrial paper		0401 .99	06/81	104.9	104.3	104.4	
Paperboard							
Container board		0914		261.2	255.0	255.5	
Liner, 42 lb. kraft	m. sq. ft.	01		255.4	246.5	246.5	
Corrugating medium, semi-chemical	m. sq. ft.	0101 .05		255.1	248.9	246.9	\$6.252
Folding boxboard		02		257.9	243.9	243.9	3.579
White-clay coated, 80 bright	ton	0225 .04	12/74	152.9	150.1	150.1	389.400
Set-up boxboard		03		300.4	300.4	300.4	
Chipboard	ton	0332 .05		298.5	298.5	298.5	
Other paperboard, except corrugated		04					
Bleached board, folding carton	100 lbs.	0441 .01	12/74	176.9	177.1	180.7	30.342
Uncoated cup stock	100 lbs.	0442 .02	12/74	184.9	185.3	185.3	29.921
Tube, can and drum stock	ton	0448 .01	12/74	145.6	145.6	145.6	298.208
Cor. paperboard in sheets & rolls		05					
Cor. paperboard in sheets & rolls		0551 .99	06/80	109.4	106.9	106.5	
Converted paper and paperboard products							
Sanitary papers and health products		0915		264.3	264.6	264.4	
Toilet tissue	case	01		349.0	351.2	354.6	
Towels	case	0101 .11		(?)	347.3	347.5	77.087
Napkins, industrial	per 1000	0105 .09		(?)	(?)	(?)	
Napkins, household	per 100	0107 .10		(?)	413.1	420.6	20.689
Paper bags and shipping sacks		0109 .11		(?)	367.9	379.8	
Grocery bags	per 1000	02		265.7	263.2	262.5	
Paper boxes and containers		0213 .04		(?)	245.4	(?)	(?)
Shirt box	per 1000	03		251.0	250.3	249.3	
Cor. shp. cont. for food & beverages		0321 .05		275.5	275.5	275.5	
Ice cream carton	per 1000	0323 .99		247.1	244.4	241.9	
Milk carton, 1/2 gallon	per 1000	0327 .03		278.3	278.3	278.3	
Paper cups, hot	per 1000	0329 .03		275.8	281.5	281.5	
Fiber drums	per 100	0333 .03		220.0	220.0	220.0	
Cor. shp. cont. for paper & allied		0337 .01		329.6	329.6	329.6	
Cor. shp. cont. for glass, clay, stone		0341 .99	06/80	106.5	105.9	104.8	
Cor. shp. cont. for metal products ex. elec.		0342 .99	06/80	112.3	110.0	108.7	
Cor. shp. cont. for electrical products		0343 .99	06/80	115.0	114.9	114.3	
Cor. shp. cont. for all other end uses		0344 .99	06/80	106.9	106.9	106.3	
Packaging accessories		0345 .99	06/80	109.2	108.8	108.5	
Gummed sealing tape	carton	04		268.7	267.5	265.9	
Cor. & solid fiber pallets, pads, & part.		0431 .05	06/80	267.7	267.7	267.7	15.704
Office supplies and accessories		0441 .99		106.8	105.9	104.8	
File folders	per 1000	06		222.0	226.5	226.5	
Adding machine rolls	case	0645		247.8	249.9	249.9	
Composite cans		0649 .02		275.2	292.2	292.2	
		07		295.7	295.7	297.6	
Building paper and board							
Insulation board		092		236.3	239.2	243.8	
1/2 inch	m. sq. ft.	0921		241.9	249.5	259.6	
		0103 .05		254.6	255.2	270.4	89.752
Hardboard and particleboard							
Hardboard, type 11, 1/8 inch	m. sq. ft.	0922		217.9	219.7	222.7	
Particleboard, corestock	m. sq. ft.	0101 .04		227.9	225.1	231.7	139.059
Particleboard, floor underlayment	m. sq. ft.	0121 .13		173.7	170.7	169.4	
		0122 .14	12/68	120.7	(?)	(?)	
Publications, printed matter & printing							
Newspapers		093	12/80	117.5	118.6	118.8	
Circulation		0931	12/80	118.9	120.4	120.7	
Subscriptions, through intermediary		01	12/80	116.3	116.8	116.9	
Subscriptions, direct to reader		0111 .99	12/80	120.4	121.1	121.1	
Single-copy sales, through intermediary		0112 .99	12/80	115.2	115.2	115.2	
Single-copy sales, direct to reader		0121 .99	12/80	111.7	112.8	112.8	
Advertising		0122 .99	12/80	103.9	(?)	(?)	
		02	12/80	119.8	121.6	121.9	

See footnotes at end of table.

Table 6. Producer prices and price indexes for commodity groupings and individual items—Continued

(1967=100 unless otherwise indicated)

Commodity	Unit	Commodity code ¹	Other index base	Index			Price
				Apr. 1982 ²	July 1982 ²	Aug. 1982 ²	Aug. 1982
Newspapers—Continued		0931					
Classified advertising		0211 .99	12/80	121.8	123.2	123.6	
Commercial advertising, national		0221 .99	12/80	127.0	128.8	131.0	
Commercial advertising, other		0222 .99	12/80	118.1	120.0	120.1	
Periodicals		0932					
Circulation		01	12/80	118.2	119.7	119.9	
General farm periodicals		0111 .99	12/80	115.0	118.4	118.6	
Industrial periodicals		0121 .99	12/80	106.6	110.7	110.7	
Professional periodicals		0123 .99	12/80	106.8	(³)	(³)	
Women's periodicals subscriptions		0131 .99	12/80	114.7	118.4	118.4	
Women's periodicals, single-copy sales		0132 .99	12/80	119.2	130.1	130.1	
General interest periodicals, subscriptions		0133 .99	12/80	125.0	125.0	125.0	
General interest periodicals, single-copy sales		0134 .99	12/80	116.9	117.1	117.1	
General news periodicals, subscriptions		0135 .99	12/80	110.5	110.5	110.5	
Religious periodicals		0141 .99	12/80	121.2	121.2	121.2	
Advertising		02	12/80	118.9	120.0	122.1	
General farm periodicals		0211 .99	12/80	120.5	120.7	121.0	
Industrial periodicals		0221 .99	12/80	115.6	115.6	115.6	
Merchandising periodicals		0222 .99	12/80	119.6	119.8	(³)	
Professional periodicals		0223 .99	12/80	115.6	115.4	115.8	
Women's periodicals		0231 .99	12/80	109.8	(³)	109.9	
General interest periodicals		0233 .99	12/80	122.4	122.4	(³)	
General news periodicals		0235 .99	12/80	122.6	123.1	124.0	
Religious periodicals		0241 .99	12/80	132.9	132.9	132.9	
				116.1	116.1	116.1	
Books		0933					
Textbooks		01	12/80	113.2	113.5	114.0	
Elementary, hardbound		0111 .99	12/80	113.9	114.4	114.4	
Elementary, paperbound		0112 .99	12/80	114.2	114.2	114.2	
High school, hardbound		0113 .99	12/80	111.1	(³)	111.1	
College, hardbound		0115 .99	12/80	113.8	(³)	113.8	
College, paperbound		0116 .99	12/80	114.5	115.7	115.7	
Workbooks		0117 .99	12/80	115.3	114.5	(³)	
Technical, scientific & professional books		02	12/80	114.2	116.0	116.0	
Medical books, hardbound		0213 .99	12/80	114.1	114.4	114.6	
Medical books, paperbound		0214 .99	12/80	106.6	106.6	108.1	
Business books, hardbound		0215 .99	12/80	105.9	108.1	113.8	
Other, hardbound		0217 .99	12/80	100.0	100.0	100.0	
Religious books		03	12/80	125.2	125.2	125.2	
Other, paperbound		0315 .99	12/80	112.5	111.0	113.1	
General books		04	12/80	124.3	124.3	124.3	
Adult trade, hardbound		0411 .99	12/80	110.5	111.0	110.9	
Adult trade, paperbound		0412 .99	12/80	104.0	104.9	104.9	
Mass market paperbacks		0414 .99	12/80	113.5	113.4	113.4	
Juvenile books		0415 .99	12/80	107.7	109.6	109.2	
General reference books		05	12/80	98.5	98.5	98.5	
Subscription encyclopedias		0511 .99	12/80	120.7	120.7	124.2	
Other, including atlases		0514 .99	12/80	118.2	118.2	122.3	
				149.4	149.4	149.4	
Commercial printing		0937					
Magazine and periodical printing		01	06/82	(³)	100.0	100.1	
Lithographic		0102 .99	06/82	(³)	99.9	99.9	
Labels for packaging, rolls and sheets		02	06/82	(³)	99.9	99.9	
Letterpress		0201 .99	06/82	(³)	99.6	99.6	
Lithographic		0202 .99	06/82	(³)	100.3	100.3	
Gravure		0203 .99	06/82	(³)	100.3	100.6	
Catalog and directory printing		03	06/82	(³)	100.4	101.0	
Lithographic		0302 .99	06/82	(³)	100.6	101.2	
Financial and legal printing		04	06/82	(³)	100.3	100.3	
Lithographic		0402 .99	06/82	(³)	100.5	100.6	
Advertising printing		05	06/82	(³)	100.0	100.1	
Letterpress		0501 .99	06/82	(³)	100.0	100.0	
Lithographic		0502 .99	06/82	(³)	100.0	100.1	
Other general job printing		06	06/82	(³)	100.0	100.1	
Letterpress		0601 .99	06/82	(³)	100.0	100.0	
Lithographic		0602 .99	06/82	(³)	100.0	100.1	
Gravure		0603 .99	06/82	(³)	100.0	100.4	
Commercial printing, n. e. c.		07	06/82	(³)	100.0	100.0	
Screen printing, excluding textiles		0701 .99	06/82	(³)	100.0	100.0	
Gravure plates and cylinders		0702 .99	06/82	(³)	100.0	100.1	
Metals and metal products		10		303.1	300.2	300.2	
Iron and steel		101		342.8	337.4	337.4	
Iron ore		1011		272.0	282.1	282.1	
Mesabi, regular-unscreened	gr. ton	0106		(³)	308.4	308.4	\$32.530
Pellets	iron unit	0117	12/69	(³)	332.2	332.2	.837
Iron and steel scrap		1012		261.8	213.9	215.4	

See footnotes at end of table.

Table 6. Producer prices and price indexes for commodity groupings and individual items—Continued

(1967 = 100 unless otherwise indicated)

Commodity	Unit	Commodity code ¹	Other index base	Index			Price
				Apr. 1982 ²	July 1982 ²	Aug. 1982 ²	Aug. 1982
Iron and steel scrap—Continued							
1012							
No. 1 heavy melting		01		268.4	206.4	210.0	\$54.767
Pittsburgh	gr. ton	0101.01		278.2	213.3	215.1	58.000
Chicago	gr. ton	0102.01		229.5	175.7	186.5	52.000
Philadelphia	gr. ton	0103.01		276.0	211.5	211.5	59.000
Detroit	gr. ton	0104	06/77	144.0	102.0	116.0	58.000
Birmingham	gr. ton	0105.01		294.7	232.9	212.3	51.500
Houston	gr. ton	0106	06/77	125.2	91.6	87.0	57.000
Los Angeles	gr. ton	0107.01		176.9	161.5	164.6	53.500
No. 2 heavy melting		02		278.5	210.3	206.9	47.820
Pittsburgh	gr. ton	0211.01		272.4	196.9	194.9	49.000
Chicago	gr. ton	0212.01		250.8	204.8	196.5	47.000
Philadelphia	gr. ton	0213.01		315.4	213.8	220.3	51.000
Birmingham	gr. ton	0215.02		(³)	248.3	238.7	49.500
Houston	gr. ton	0216	06/77	117.1	81.3	76.4	47.000
Los Angeles	gr. ton	0217.01		189.0	175.6	181.4	47.500
No. 2 bundles		03		254.5	198.2	199.0	37.266
Pittsburgh	gr. ton	0321.01		237.1	178.9	178.9	40.000
Chicago	gr. ton	0322.01		277.2	207.9	218.6	41.000
Philadelphia	gr. ton	0323.01		256.6	216.3	216.3	43.000
Detroit	gr. ton	0324	06/77	133.3	127.5	124.6	43.000
Birmingham	gr. ton	0325.01		278.7	200.9	200.9	31.000
Houston	gr. ton	0326	06/77	119.2	82.8	82.8	41.000
Los Angeles	gr. ton	0327.02		(³)	65.9	60.4	11.000
Melting, r.f. no. 1		04		263.9	202.9	204.4	57.742
Pittsburgh	gr. ton	0431.01		232.4	178.1	178.1	57.500
Chicago	gr. ton	0432.01		241.2	181.7	192.2	55.000
Birmingham	gr. ton	0435.01		309.9	227.4	215.3	53.500
Houston	gr. ton	0436	06/77	146.6	123.7	123.7	81.000
No. 1 cupola cast iron		05		224.3	182.3	181.8	63.663
Pittsburgh	gr. ton	0541	06/77	111.3	85.9	88.0	62.500
Philadelphia	gr. ton	0543	06/77	118.9	88.5	88.5	54.000
Detroit	gr. ton	0544	06/77	91.4	76.6	76.6	67.000
Birmingham	gr. ton	0545	06/77	109.3	96.3	92.6	75.000
Houston	gr. ton	0546	06/77	106.8	89.4	89.4	72.000
Los Angeles	gr. ton	0547	06/77	119.9	119.9	113.0	82.500
No. 1 bundles		06		282.4	226.2	229.8	62.904
Pittsburgh	gr. ton	0651.01		278.4	233.8	242.0	74.000
Chicago	gr. ton	0652.01		275.7	203.4	210.2	61.000
Philadelphia	gr. ton	0653.01		272.7	214.2	214.2	66.000
Detroit	gr. ton	0654	06/77	135.1	103.5	114.0	65.000
Birmingham	gr. ton	0655.01		307.3	244.6	227.8	54.500
Houston	gr. ton	0656	06/77	131.3	94.7	94.7	62.000
Los Angeles	gr. ton	0657.01		197.9	197.9	191.0	55.500
Stainless bundles		07		223.5	223.4	223.4	557.139
Pittsburgh	gr. ton	0761.01		228.1	224.3	224.3	590.000
Chicago	gr. ton	0762.01		216.1	210.3	210.3	540.000
Detroit	gr. ton	0764	06/77	107.9	121.1	121.1	575.000
Foundry and forge shop products							
1015							
Pressure & soil pipe and fittings, cast ir		02	12/80	346.9	345.6	345.5	
Pressure pipe and fittings, ductile iron		0237.99	12/80	101.2	102.1	102.1	
Pressure pipe and fittings, gray iron		0239.99	12/80	101.7	102.1	102.2	
Motor vehicle castings, gray & ductile iron		03	12/80	101.1	102.9	102.9	
Castings for passenger cars, gray iron		0321.99	12/80	105.6	105.4	105.4	
Castings for other motor vehicles, gray iron		0322.99	12/80	102.4	102.2	(³)	
Castings for passenger cars, ductile iron		0323.99	12/80	112.4	112.3	(³)	
Gray & ductile iron castings, other		04	12/80	111.9	111.2	(³)	
Molds & stools for heavy steel ingots		0423.99	12/67	111.3	110.5	110.5	
Castings for construction & utility use		0425.99	12/80	413.2	393.1	393.1	
Ductile iron castings, other		0427.99	12/80	109.2	109.3	109.3	
Gray iron castings, other		0429.99	12/80	108.4	110.8	110.8	
Malleable iron foundries		05	06/81	111.4	111.4	111.4	
Standard malleable iron castings		0511.99	06/81	103.4	104.6	104.6	
Pearlitic malleable iron castings		0522.99	06/81	104.0	105.5	105.6	
Steel investment foundries		06	06/81	(³)	102.0	101.9	
Carbon and low alloy steel investment castings		0614.99	06/81	109.4	111.4	111.7	
High alloy steel investment castings		0621.99	06/81	109.5	108.9	(³)	
Other steel foundries, carbon steel castings		07	06/81	109.4	(³)	(³)	
Railroad wheels and specialties		0712.99	06/81	105.5	105.3	105.2	
All other carbon steel castings		0736.99	06/81	97.9	97.6	97.1	
Other steel foundries, high alloy steel cast		08	06/81	107.6	107.4	107.5	
All other high alloy steel castings		0818.99	06/81	103.1	103.4	103.4	
Other steel foundries, low alloy steel cast		09	06/81	103.5	103.9	103.9	
All other low alloy steel castings		0917.99	06/81	106.3	107.1	107.1	
Open die or smith forgings, ferrous		12	06/82	106.6	107.1	107.1	
Alloy steel, excluding stainless and hi-temp		1263.99	06/82	(³)	99.9	99.9	
Other forge shop products		13	06/82	(³)	100.0	99.9	
Closed die forgings, carbon steel		1351.34		400.5	400.5	399.6	
Blast and electric furnace products							
1016							
				314.3	314.1	316.6	

See footnotes at end of table.

Table 6. Producer prices and price indexes for commodity groupings and individual items—Continued

(1967 = 100 unless otherwise indicated)

Commodity	Unit	Commodity code ¹	Other index base	Index			Price
				Apr. 1982 ²	July 1982 ²	Aug. 1982 ²	Aug. 1982
Blast and electric furnace products—Continued							
Blast furnace products		1016					
Pig iron		02	06/82	(?)	100.0	100.6	
Electric furnace products		0291 .99	06/82	(?)	100.0	100.7	
Ferromanganese	gr. ton	03	06/82	(?)	100.0	100.9	
Ferrosilicon	lb.	0311 .04			286.5	286.5	\$474.333
Charge chrome	lb.	0312 .03			313.1	313.1	.454
		0313 .04			313.1	313.1	.503
Steel mill products⁷							
Semifinished steel mill products		1017			352.2	349.1	348.7
Hot rolled sheet and strip, incl. tin mill		02	06/82	(?)	100.0	100.0	
Hot rolled bars, plates, & structural shap		0299 .99			370.7	370.4	370.3
Steel wire		03	06/82	(?)	99.8	100.0	
Plain wire, carbon steel		04	06/82	(?)	99.4	99.0	
Galvanized wire, carbon steel		05	06/82	(?)	99.7	99.7	
Other coated wire, carbon steel		0511 .99			366.1	365.9	366.1
Wire, stainless steel		0515 .99	06/82	(?)	98.9	99.0	99.0
Steel pipe and tubes		0519 .99	06/82	(?)	99.0	99.2	
Standard pipe, carbon		0551 .99	06/82	(?)	99.4	98.8	
Line pipe, carbon		06	06/82	(?)	99.9	99.6	
Casing (OCTG), carbon		0611 .99	06/82	(?)	99.9	99.8	
Tubing (OCTG), carbon		0612 .99			417.0	417.0	417.0
Pressure tubing, seamless, carbon		0614 .99			453.6	451.3	451.3
Pressure tubing, welded, carbon		0615 .99	06/82	(?)	96.5	(?)	(?)
Mechanical tubing, seamless, carbon		0621 .99	06/82	(?)	97.2	92.6	
Mechanical tubing, welded, carbon		0622 .99	06/82	(?)	99.2	99.2	
Structural pipe and tubing, carbon		0623 .99			442.5	442.5	442.5
Casing (OCTG), alloy		0624 .99	06/82	(?)	303.4	302.8	302.8
Tubing (OCTG), alloy		0627 .99	06/82	(?)	100.0	100.0	
Mechanical tubing, alloy		0634 .99			586.2	586.2	586.2
Pressure tubing, welded, stainless		0635 .99	06/82	(?)	100.0	100.0	
Mechanical tubing, seamless, stainless		0645 .99	06/82	(?)	100.0	98.0	
Mechanical tubing, welded, stainless		0662 .99	06/82	(?)	100.0	100.1	
Other pipe and tubing, incl. std. pipe, stainless		0663 .99			236.3	(?)	(?)
Cold rolled sheets and strip		0664 .99			213.2	(?)	(?)
Sheets, c.r., carbon		0669 .99	06/82	(?)	104.9	(?)	(?)
Strip, c.r., carbon		07	06/82	(?)	99.8	99.8	
Sheets and strip, c.r., alloy		0711 .99			343.9	342.9	342.9
Sheets, c.r., stainless		0715 .99			348.0	347.8	348.9
Strip, c.r., stainless		0733 .99	06/82	(?)	100.0	100.0	
Cold finished bars		0751 .99			245.5	245.5	244.2
Bars, c.f., carbon		0755 .99			229.5	233.2	233.2
Bars, c.f., alloy		08	06/82	(?)	100.5	100.8	
Bars, c.f., stainless, 300 series		0811 .99			342.8	333.6	335.1
Bars, c.f., stainless, 400 series		0831 .99			356.3	361.1	361.1
Other steel mill products		0852 .99			288.2	287.0	287.0
		0853 .99	12/77	(?)	142.8	(?)	(?)
		09	06/82	(?)	100.0	100.0	
Nonferrous metals							
Primary nonferrous metals		102			266.1	256.1	256.1
Primary nonferrous metals, except precious		1022			284.1	271.6	271.3
Aluminum paste pigment	lb.	01			252.3	242.5	243.3
Primary aluminum ingot, unalloyed		0109 .01			303.7	303.7	303.7
Primary aluminum ingot, alloyed		0117 .99	12/80		92.8	92.6	92.7
Primary aluminum, other types, except extrusion bill		0118 .99	12/80		95.8	93.4	93.4
Aluminum extrusion billet		0119 .99	12/80		99.1	(?)	98.1
Cobalt	lb.	0121 .99	12/80		93.2	89.9	89.5
Domestic copper cathode		0122			675.7	675.7	675.7
Tin, pig, grade A	lb.	0123 .99			189.8	172.8	177.6
Lead, pig, common	lb.	0126 .01			391.5	358.0	362.7
Nickel, cathode sheets	lb.	0127			192.9	192.9	189.3
Zinc, slab, prime Western	lb.	0128			376.1	376.1	376.1
Zinc, slab, special high grade	lb.	0132			256.0	273.4	273.4
Antimony	lb.	0133			250.7	260.7	260.7
Mercury, 76 lb. flask	flask	0136			315.4	298.7	301.4
Magnesium, pig ingot	lb.	0146 .01			78.6	73.6	69.1
Titanium sponge	lb.	0151			372.7	372.7	372.7
Precious metals		0156 .02			552.3	400.7	400.7
Gold, refined	tr. oz.	02			559.5	521.9	510.2
Silver, bar, refined, .999 fine	tr. oz.	0271			1010.0	1000.7	966.5
Platinum	tr. oz.	0272			496.7	424.4	419.4
		0273			431.3	431.3	431.3
Nonferrous scrap							
Copper base scrap		1023			201.5	169.5	167.0
Copper scrap, no. 2 refiner	lb.	01			145.6	123.1	120.1
Heavy yellow brass scrap	lb.	0106 .01			141.3	122.1	110.5
No. 1 composition (red brass) scrap	lb.	0111			154.0	127.6	134.2
Aluminum base scrap		0116			167.4	138.3	142.6
Aluminum seg. low-copper clips, N.Y. lb.		02			350.9	292.7	292.7
Old aluminum, scrap, sheet and cast, N.Y.	lb.	0222 .01			355.3	310.9	310.9
		0223 .01			359.3	294.8	294.8

See footnotes at end of table.

Table 6. Producer prices and price indexes for commodity groupings and individual items—Continued

(1967 = 100 unless otherwise indicated)

Commodity	Unit	Commodity code ¹	Other index base	Index			Price
				Apr. 1982 ²	July 1982 ²	Aug. 1982 ²	Aug. 1982
Nonferrous scrap—Continued							
Other nonferrous scrap nec.		1023					
Scrap lead battery plates	lb.	03		246.4	207.2	204.9	
New scrap nickel, clips and solids, N.Y.	lb.	0321		299.7	298.6	292.9	\$0.184
Block tin pipe scrap	lb.	0326		146.7	135.2	135.2	1.175
Old scrap zinc N.Y.	lb.	0331		435.5	306.8	306.8	3.875
		0336 .01		325.2	168.2	168.2	.075
Secondary nonferrous metals							
Aluminum, except extrusion billet		1024		243.6	229.0	230.3	
Aluminum ingot		02	12/80	77.2	73.7	72.3	
Other types, except extrusion billet		0201 .99	12/80	73.2	(?)	69.3	
Refined copper		03	12/80	81.8	76.7	73.2	
Brass ingot, alloyed		0302 .99	12/80	85.0	73.3	75.9	
Bronze ingot, alloyed		0304 .99	12/80	81.3	(?)	74.6	
Refined lead		04	12/80	84.8	(?)	79.4	
Babbitt metal, alloyed		0403 .99	12/80	90.6	90.1	88.7	
Refined zinc		05	12/80	293.0	(?)	266.5	
Zinc dust, unalloyed		0502 .99	12/80	89.9	93.5	95.5	
Zinc-base alloys		0503 .99	12/80	123.7	(?)	122.5	
Precious metals		06	12/80	89.9	(?)	93.9	
Gold, unalloyed		0601 .99	12/80	55.1	52.3	52.5	
Silver, unalloyed		0602 .99	12/80	57.9	55.8	55.9	
Other nonferrous metals		07	12/80	44.8	38.3	39.3	
				98.5	92.4	92.0	
Nonferrous mill shapes							
Aluminum mill shapes		1025		300.1	296.2	297.1	
Sheet, flat 5052-H 32	lb.	01		300.7	299.5	297.5	
Sheet, flat 2024-T3, heat treatable	lb.	0101 .04		305.1	305.1	285.4	1.191
Sheet, coiled, bare, siding		0102 .03	12/68	304.7	304.7	304.7	1.936
Sheet, coiled, bare, finstock		0103 .99		258.9	256.5	255.8	
Sheet, coiled, bare, reroll (foil base)		0104 .99		(?)	301.3	301.3	
Sheet, coiled, bare, all others		0105 .02		289.9	289.9	289.9	.832
Sheet, coiled, nonheat-treatable, precoated		0107 .99	06/81	103.8	102.1	102.3	
Sheet, flat, nonheat-treatable, bare		0108 .99	06/81	106.9	106.3	106.3	
Foil, plain (under .006 inches)		0109 .99	06/81	108.8	108.8	108.1	
Tube, extruded, 6000 alloy series		0111 .99		214.4	214.1	211.7	
Tube, drawn, 6000 alloy series		0121 .99	12/68	277.4	275.9	269.9	
Plate, heat treatable 7075-T651	lb.	0123 .99	12/69	282.9	282.9	282.9	
Plate, nonheat-treatable, 5083-H32		0127 .03	12/68	390.8	390.8	390.8	2.140
Bar, extruded, other than 2000 and 7000 alloy series		0128 .05		345.7	345.7	345.7	1.724
Pipe, extruded		0132 .99	12/81	98.9	98.0	98.0	
Rod, screw machine stock, 2011-T3	lb.	0135 .99	12/81	100.0	98.6	98.6	
Rod, extruded, other than 2000 and 7000 alloy series		0141 .01		(?)	(?)	(?)	(?)
Extrusion, solid, circle size under 3		0147 .99	12/81	99.0	98.8	98.8	
Extrusion, solid, circle size 3 to under 4		0151 .99	12/81	99.8	99.1	98.9	
Extrusion, solid, circle size 4 to under 5		0152 .99	12/81	98.6	97.7	97.7	
Extrusion, solid, circle size 5 to 9		0153 .99	12/81	99.8	99.6	99.6	
Extrusion, solid, cir. size 10 and over	lb	0154 .99	12/81	99.1	99.0	99.0	
Copper and brass mill shapes		0155 .03		286.2	286.2	283.9	
Copper-base alloy strip		02		207.9	201.2	201.4	
Copper-base alloy rod		0231 .99		243.4	237.6	237.9	
Copper-base alloy tube; non-plumbing		0232 .99		165.5	164.3	163.4	
Copper tubing, non-plumbing		0233 .99		250.9	248.1	247.0	
Copper tubing, plumbing		0253 .99		228.2	204.2	198.9	
Copper sheet or strip		0254 .99	12/80	75.7	73.2	73.4	
Copper rod		0255 .99		237.0	232.5	234.6	
Nickel alloy mill shapes		0256 .99	12/80	88.2	82.1	83.2	
Nickel plate, 200 alloy	lb.	04	12/70	303.8	303.8	303.8	
Monel sheet, 400 alloy	lb.	0462	12/70	293.1	293.1	293.1	6.390
Titanium mill shapes		0463		377.5	377.5	377.5	5.190
Titanium mill shapes		05	12/70	375.5	370.2	370.2	
Other mill shapes		0501 .99	06/82	(?)	99.4	99.4	
Gold mill shapes		19	12/70	336.5	330.3	345.5	
		1901 .99	06/82	(?)	100.1	107.0	
Nonferrous wire and cable							
Copper wire and cable		1026		207.1	202.0	202.2	
Bare wire, no. 8 awg		01		199.6	194.7	195.1	
Copper bare wire, alloyed		0101		168.0	164.6	171.9	
Automotive primary wire	1000 ft.	0102 .99	12/80	95.5	(?)	(?)	
Building wire, type THW, 12 AWG	1000 ft.	0103 .01		222.4	220.1	218.0	15.497
Building wire, type THW, 500 MCM	1000 ft.	0106 .06		155.5	142.1	144.6	
Building wire, type RHW-RHH	1000 ft.	0107 .02	12/69	138.7	122.7	121.6	
Nonmetallic sheathed cable 12/2, w.g.	1000 ft.	0109 .02	12/69	113.2	105.6	107.0	
Portable power cable, type GGC	1000 ft.	0111 .04		169.3	158.1	160.8	
Control cable, thermoplastic insul.	1000 ft.	0117 .08		204.3	(?)	(?)	
Cord sets, power supply, 6'	per 1000	0119 .01	12/69	193.1	191.3	191.3	217.840
Magnet wire, class B, no.25, solderable	100 lbs.	0137 .09	12/68	230.4	229.7	229.0	
Magnet wire, class F, no. 18 AWG	100 lbs.	0143 .01	12/69	169.4	164.3	165.7	
Magnet wire, class H, no. 17 AWG	100 lbs.	0144 .01	12/69	165.0	159.4	160.9	
Magnet wire, class A, no.35, solderable	100 lbs.	0145 .01	12/69	153.6	148.3	149.7	
Telephone cable, polyethylene	1000 ft.	0147 .05		207.3	203.2	204.3	
		0151 .11	12/68	227.0	223.9	223.9	

See footnotes at end of table.

Table 6. Producer prices and price indexes for commodity groupings and individual items—Continued

(1967 = 100 unless otherwise indicated)

Commodity	Unit	Commodity code ¹	Other index base	Index			Price
				Apr. 1982 ²	July 1982 ²	Aug. 1982 ²	Aug. 1982
Nonferrous wire and cable—Continued							
Aluminum wire and cable		1026					
ACSR cable, (drake)	lb.	02	12/69	239.2	232.9	230.6	
Service entrance cable	1000 ft.	0281 .04		278.6	269.3	266.2	\$0.908
Magnet wire, class F, no. 17 AWG	100 lbs.	0287 .03		255.7	249.2	246.4	300.442
		0281 .03	12/69	255.1	255.1	255.1	
Nonferrous foundry shop products							
Zinc castings		1028					
Automotive, plated	part	01	06/77	128.3	129.0	129.2	
Automotive, non-plated	part	0101 .06	06/77	128.1	126.8	126.8	
Non-automotive, plated	part	0102	06/77	126.0	128.6	129.5	
Non-automotive, non-plated	part	0103 .05	06/77	131.5	132.7	132.7	
Aluminum castings		02	06/77	127.8	127.7	127.7	
Die casting, automotive	ea.	0201 .05	12/72	263.5	262.4	262.4	
Metal containers							
Metal cans and can components		103		330.0	329.9	328.8	
Steel cans		1031		332.5	332.4	331.0	
Beer can		02	06/81	104.5	104.6	104.1	
Fruit and fruit juice can		0206 .07		(³)	(³)	(³)	
Vegetable & vegetable juice can		0209 .99	06/81	109.6	109.8	109.8	
Lard and shortening can		0211 .99		369.8	(³)	363.8	
All other food (including soup) cans		0214 .99	06/81	105.1	(³)	108.7	
Paint and varnish can		0215 .99	06/81	108.1	108.1	107.0	
All other non-food cans		0218 .99	06/81	108.4	108.3	108.5	
Aluminum cans		0222 .99	06/81	101.2	103.3	102.8	
Beer can		03	06/81	107.2	105.9	105.9	
Metal can component (steel and aluminum)		0302 .99	12/70	265.2	260.2	(³)	
Metal can components (steel and aluminum)		04	06/81	109.7	111.8	111.8	
		0401 .99	06/81	109.7	111.8	111.8	
Barrels, drums, and pails							
Steel barrel, 55 gal.	ea.	1032		317.1	317.1	317.1	
Steel pail, 5 gal.	per 100	0111 .03		334.8	334.8	334.8	22.136
		0116 .04		277.9	277.9	277.9	
Hardware							
Hardware, n.e.c.		104		278.5	278.9	280.3	
Builders hardware		1041		257.0	256.3	257.0	
Padlock combination	doz.	01		270.1	271.6	271.6	
Padlock, pin tumbler	doz.	0105 .01	12/75	134.3	134.3	134.3	
Cabinet hinge	ea.	0108 .04		346.2	346.2	346.2	50.323
Door lock, mortise, std. duty, keyed	ea.	0111 .06		267.7	276.7	276.7	
Door lock, bored, std. duty, keyed	ea.	0113 .03	12/75	168.4	169.1	169.1	
Door lock, bored, residential, keyless	ea.	0114 .03	12/70	267.8	267.9	267.9	
Door lock, bored, residential, keyed	ea.	0116 .06		258.8	257.4	257.4	4.773
Exit device, heavy duty, rim type	ea.	0118 .03	12/75	164.2	166.0	166.0	12.454
Full mortise hinges, light wt.	pr.	0119 .06	12/67	282.0	284.2	284.2	147.181
Sash fastener	ea.	0121 .02		280.5	280.5	280.5	.899
Screen door closer, pneumatic type	ea.	0125 .03	12/67	299.2	299.2	299.2	.431
Door closer, overhead, commodity grade	ea.	0129 .03	12/70	266.4	266.4	266.4	
Door stop	ea.	0131 .05		218.5	218.5	218.5	31.050
Cabinet pull	ea.	0136 .03	12/75	164.1	172.9	172.9	
Dead lock, standard duty	ea.	0137 .01	12/75	173.5	173.9	173.9	.444
Transportation equipment hardware		03	12/75	143.7	143.1	143.1	11.297
Other automobile hardware	set	0345 .31	12/67	226.8	222.7	223.6	
Stern cleat, marine	ea.	0347 .05	12/68	220.8	207.9	207.9	
Stern light, marine	ea.	0351 .06	12/68	257.9	257.9	259.3	
Furniture hardware		04		352.4	360.7	363.1	
Bedframe caster	400 pcs	0456 .04	12/67	307.1	313.4	323.8	
Caster, office chair	ea.	0457 .06	12/67	278.5	289.4	289.4	
Desk lock, cam type	ea.	0461 .02	12/67	380.6	380.6	380.6	
Hand tools							
Axe, single bit	doz.	1042		335.6	338.9	341.9	
Wood chisel - 1 inch	ea.	0106 .04		345.7	345.7	345.7	149.274
Wrench, open end	ea.	0121 .07		282.7	282.7	287.3	
Wrench, box	ea.	0131 .01		338.4	345.2	345.2	2.688
Wrench, adjustable	ea.	0132 .01		376.6	398.0	398.0	4.298
Pipe wrench, heavy duty	ea.	0133		314.6	318.7	318.7	5.388
Screw driver	ea.	0134 .03		368.1	368.1	368.1	11.584
Automobile bumper jack, ratchet type	ea.	0141 .03		275.7	275.7	275.7	1.833
Vise, standard	ea.	0144 .05	12/67	700.1	613.0	618.3	
Wrench socket	ea.	0146 .01		340.8	340.8	346.0	131.132
Pliers	ea.	0147 .02		292.8	297.2	297.2	
Shovel	ea.	0151 .02		307.7	326.1	326.1	6.141
Hammer, carpenter	doz.	0156		354.6	367.3	377.9	12.185
Hoe, field and garden	ea.	0161 .03		297.1	297.1	297.1	
File flat	doz.	0166 .01		345.2	353.1	370.3	7.294
Hacksaw blades	per 100	0176 .01		436.0	436.0	447.4	29.204
Handsaw, crosscut	ea.	0181 .02		173.3	173.3	173.3	19.084
		0182 .01	12/72	198.8	198.8	198.8	10.221

See footnotes at end of table.

Table 6. Producer prices and price indexes for commodity groupings and individual items—Continued

(1967 = 100 unless otherwise indicated)

Commodity	Unit	Commodity code ¹	Other index base	Index			Price
				Apr. 1962 ²	July 1962 ²	Aug. 1962 ²	Aug. 1982
Plumbing fixtures and brass fittings		105		280.3	283.0	274.7	
Enameled iron fixtures		1051		307.5	307.4	306.2	
Enameled iron bathtubs		0101 .99		286.2	286.1	286.7	
Enameled iron lavatories		0111 .05		351.9	352.4	353.3	
Enameled iron sinks		0121 .02		348.7	348.2	350.0	
Vitreous china fixtures		1052		262.4	264.8	264.6	
Lavatory	ea.	0101 .04		296.7	301.3	300.5	
Water closet combination	ea.	0111 .05		232.0	232.1	232.4	
Steel fixtures		1053		230.8	231.2	231.4	
Stainless steel sinks		0113 .99	12/74	145.4	146.0	146.1	
Enameled steel lavatories		0121 .99	12/80	104.3	104.3	104.3	
Brass fittings		1054		287.7	291.4	276.6	
Bathtub drain and overflow	ea.	0111 .05		259.2	259.2	259.2	\$21.353
Bathtub and shower fitting combination	ea.	0112 .04		291.8	291.8	291.8	39.747
Single control bath/shower combo	ea.	0113 .02	12/75	171.7	171.7	171.7	36.705
Lavatory faucet, combination	ea.	0121 .05		264.2	264.2	264.2	26.939
Sink faucet, deck type	ea.	0141 .07		297.0	297.0	297.0	24.519
Single control kitchen sink	ea.	0142 .03	12/75	166.5	166.1	166.1	32.047
Lavatory trap, bent tube, adjustable	ea.	0161		326.6	339.7	291.3	
Water control/float valve	ea.	0162 .01	12/75	180.8	180.4	174.2	
Heating equipment		106		236.0	239.1	238.6	
Steam and hot water equipment		1061		239.3	244.0	244.0	
Gas heating boilers		0102 .99		247.3	250.1	250.1	
Oil heating boilers		0103 .99		261.9	265.7	265.7	
Steel heating boilers		0111 .99		238.5	244.4	244.4	
Steel heating boilers over 400 mbh		0113 .99	12/80	111.0	111.9	(?)	
Steel radiators and convectors		0131 .99	12/80	119.5	121.4	121.4	
All other radiators and convectors		0141 .99	12/80	109.4	113.1	113.1	
Warm air furnaces		1062		237.4	239.6	236.4	
Steel, forced air, oil, 95-112 m btu	ea.	0133 .08		235.4	(?)	(?)	
Gas-fired wall furnaces		0136 .99		313.2	319.0	319.6	
Steel, forced air, gas, 72-88 mbtu	ea.	0142 .15		249.4	250.7	250.7	306.138
Gas-fired floor furnaces		0146 .99	12/80	117.8	123.1	124.6	
Electric, forced air, 10kw	ea.	0159 .04	12/75	(?)	(?)	(?)	
Conversion burners		1063		233.9	234.3	234.3	
Commercial/industrial oil burners		0111 .99	12/80	113.6	113.6	(?)	
Gas burners over 400 mbh		0116 .99	12/80	111.3	112.2	112.2	
Gas burners, 400 mbh and under		0121 .99		243.0	(?)	(?)	
Com./ind. dual fuel burners		0136 .99	12/80	116.7	116.7	116.7	
Domestic heating stoves		1064		196.8	205.4	205.6	
Wood/coal stoves, non-airtight		0121 .99	12/80	106.9	113.1	113.2	
Wood/coal stoves, airtight		0126 .99	12/80	109.9	111.4	111.4	
Unit heaters and ventilators		1065		214.9	225.6	227.2	
Unit heaters		01	12/67	282.9	285.4	289.3	
Gas fired propeller-fan type, under 400 mbh		0121 .99		251.4	(?)	251.4	
Steam, propeller fan type	ea.	0126 .05	12/67	280.8	285.6	292.9	292.854
Water heaters, domestic		1066		231.1	234.7	237.2	
Electric	ea.	0101 .08		203.9	207.5	208.2	
Gas	ea.	0113 .05		246.5	250.0	253.9	
Other systems and other parts		1067		113.4	113.7	113.8	
Other heating systems		01	12/80	113.7	114.1	114.6	
Gas-fired infra-red heaters		0116 .99	12/80	105.7	(?)	(?)	
Non-electric fireplaces		0121 .99	12/80	110.2	110.2	111.0	
Other heating systems, n. e. c.		0126 .99	12/80	113.6	113.8	113.8	
Other parts for heating systems		02	12/80	113.3	113.5	113.5	
Other parts, n. e. c.		0216 .99	12/80	116.8	118.0	118.2	
Fabricated structural metal products		107		305.2	303.8	304.4	
Metal doors, sash, and trim		1071		288.0	288.8	293.6	
Window, aluminum, res. slide type	ea.	0111 .04		310.8	310.8	310.8	
Window, aluminum, res. single hung	ea.	0112 .10		283.8	283.8	281.8	
Window, aluminum, com., projected	ea.	0113	12/71	218.0	216.6	219.4	
Window, aluminum, com., double hung	ea.	0114 .05	12/71	244.0	244.0	244.0	
Door assembly, steel	ea.	0121 .05		326.5	326.5	339.0	87.214
Door frame, steel	ea.	0122 .04		298.0	298.0	329.9	26.722
Sliding glass door, aluminum	ea.	0123 .02	12/71	202.2	200.8	199.9	
Aluminum storm window	ea.	0131 .04		273.2	275.5	275.5	28.630
Aluminum storm door combination	ea.	0132 .10		240.2	253.8	253.8	

See footnotes at end of table.

Table 6. Producer prices and price indexes for commodity groupings and individual items—Continued

(1967 = 100 unless otherwise indicated)

Commodity	Unit	Commodity code ¹	Other index base	Index			Price
				Apr. 1982 ²	July 1982 ²	Aug. 1982 ²	Aug. 1982
Metal tanks		1072		312.2	311.6	311.4	
Pressure vessels, non-aluminum		0102 .99	06/80	123.2	(?)	(?)	
Elevated water tank, field erected		0111 .99		436.0	443.7	444.8	
Bulk storage tank, 6,000 gallons or less		0112 .99		326.0	328.1	327.3	
Bulk storage tank, over 6,000 gallons		0113 .99		303.5	301.6	302.0	
Non-LPG gas cylinders		0122 .99	06/80	111.2	111.0	110.3	
Other pressure tanks		0133 .99	06/80	(?)	107.8	107.6	
Custom tank, 3/4 in. and less		0138 .99	06/80	119.7	120.4	120.4	
Petroleum storage tanks		0147 .99	06/80	113.7	113.2	114.5	
Sheet metal products		1073		305.5	304.7	304.7	
Roofing, steel, formed	square	0101 .06		348.2	348.0	348.0	\$28.714
Siding aluminum, noninsul. mfr. to dist.	square	0111 .04		258.8	258.1	258.1	54.140
Siding alum., insulated, mfr. to dist.	square	0113 .06		206.4	206.8	206.8	56.934
Furnace pipe, galv., 30 gal., 6 in. dia.	ea.	0155 .03		208.2	201.8	201.8	1.768
Elbows 90 dg., galv., 30 ga., 6 in. dia.	ea.	0157 .03		298.4	293.1	293.1	.950
Grain bin, farm	ea.	0159 .05	12/75	168.4	168.4	168.4	
Grain bin, commercial	ea.	0161 .04	12/75	154.6	154.5	154.5	
Struct., arch., pre-eng. metal products		1074		306.5	302.6	302.0	
Fabricated iron and steel pipe and fitting		02	06/81	105.7	104.7	104.8	
Fossil fuel power plant		0202 .99	06/81	(?)	101.8	102.2	
Other iron and steel pipe fabrication		0214 .99	06/81	104.7	104.7	104.7	
Fabricated iron and steel tube and fitting		03	06/81	105.5	105.8	107.2	
Seamless tubing		0301 .99	06/81	102.4	102.2	105.8	
Welded tubing		0302 .99	06/81	106.8	107.3	107.8	
Nonferrous pipe and tube fabrication		04	06/81	102.4	101.5	101.5	
Fabricated structural metal		05	06/81	104.8	103.3	103.2	
Fabricated structural metal for buildings		0501 .99		(?)	310.7	311.5	
Fabricated structural metal for bridges		0511 .99		(?)	298.2	292.5	
Other fabricated structural metal		0512 .99	06/82	(?)	98.4	98.3	
Miscellaneous metal work		07	06/81	100.3	99.2	98.3	
Expanded metal lath	sq. yd.	0781 .02		336.5	336.5	336.5	1.379
Expanded corner bead	m lin.ft.	0782 .01		334.0	334.0	334.0	147.389
Fabricated bars	lb.	0791 .09	12/73	175.6	172.9	170.5	
Heat exchanges and condensers		1075	06/80	120.0	121.6	121.6	
Bare tube heat exchangers		0101 .99	06/80	126.7	129.9	129.9	
Fin tube heat exchangers		0102 .99	06/80	114.0	114.1	114.1	
Fabricated steel plate		1076	06/80	111.6	111.2	111.6	
Large diameter pipe		0101 .99	06/80	121.7	121.7	121.7	
Weldments		0111 .99	06/80	111.4	111.4	111.4	
Other fabricated plate		0121 .99	06/80	108.9	107.8	108.9	
Steel power boilers		1077	06/80	117.7	119.3	120.1	
Prefabricated metal buildings		1079	06/81	106.4	106.0	105.9	
Prefab. metal bldg systems, ex. farm svcs		01	12/81	100.1	99.4	99.4	
Industrial and commercial		0115 .99	12/81	100.2	99.5	(?)	
Public and educational		0118 .99	12/81	(?)	96.7	96.6	
Other prefab. & portable metal buildings		02	12/81	103.8	103.6	103.6	
Grain storage bldgs., incl. farm & commercial types		0214 .99	12/81	(?)	108.0	107.6	
Other farm service buildings, steel and aluminum		0215 .99	12/81	100.1	105.9	105.9	
Small utility bldgs, incl. tool sheds, cabanas, etc.		0221 .99	12/81	103.6	99.7	99.7	
Dwellings & other non-farm buildings		0235 .99	12/81	107.5	107.2	107.0	
Panels, parts, & sections for prefab bldgs		03					
Panels, parts, sections for prefabricated buildings		0354 .99	12/81	99.6	99.8	99.4	
Miscellaneous metal products		108		279.7	288.8	288.9	
Bolts, nuts, screws, rivets, and washers		1081		270.8	273.1	272.7	
Externally thread. fasteners, ex. aircraft		02	06/82	(?)	99.6	98.9	
Hex bolts		0206 .99	06/82	(?)	95.6	91.3	
Square and round bolts		0207 .99	06/82	(?)	100.0	101.8	
Studs		0208 .99	06/82	(?)	103.2	101.7	
Flanged, self-locking set and wood screws		0209 .99	06/82	(?)	99.4	101.4	
Machine screws		0221 .99	06/76	(?)	150.6	149.7	
Cap screws		0231 .99		195.4	195.7	192.1	
Mine roof bolt	per 100	0241 .06	12/71	212.7	212.7	208.6	
High-strength structural and bent bolts		0246 .99	12/76	121.8	124.4	124.4	
Thread-cutting & rolling, & self drilling screws		0256 .99	06/82	(?)	100.0	99.6	
Other externally threaded fasteners		0261 .99	06/82	(?)	100.0	100.0	
Internally thread. fasteners, ex. aircraft		03	06/82	(?)	100.0	103.0	
Nonthreaded fasteners, except aircraft		04	06/82	(?)	100.1	99.4	
Aircraft-aerospace fasteners		05	06/82	(?)	100.0	100.0	
Aircraft-aerospace fasteners		0536 .99	06/82	(?)	100.0	100.0	
Other formed fasteners		06	06/82	(?)	100.0	100.0	
Lighting fixtures		1083		261.8	262.8	262.5	
Residential		02	06/81	106.1	106.1	106.1	

See footnotes at end of table.

Table 6. Producer prices and price indexes for commodity groupings and individual items—Continued

(1967 = 100 unless otherwise indicated)

Commodity	Unit	Commodity code ¹	Other index base	Index			Price
				Apr. 1982 ²	July 1982 ²	Aug. 1982 ²	Aug. 1982
Lighting fixtures—Continued		1083					
Res., incand., ceiling, enclosed bowl	ea.	0203 .13		309.0	309.0	309.0	
Res., incand., exterior wall bracket	ea.	0209 .03		347.6	347.6	347.6	
Residential fluorescent ceiling fixture	ea.	0211 .09	12/69	215.7	215.7	215.7	
Commercial/institutional or industrial		03	06/81	105.5	106.6	106.1	
Commercial incandescent fixtures, surface or pendant		0301 .99	12/68	254.1	260.8	260.8	
Commercial incandescent fixtures, recessed		0303 .99	06/81	(?)	103.1	(?)	
Other commercial incand. fixtures, incl. portable		0307 .99	06/81	101.2	105.6	105.6	
Commercial H.I.D. fixtures, mercury and other types		0311 .99	06/81	111.1	112.4	112.4	
Commercial fluor. fixtures, recessed air handling		0321 .99		(?)	228.3	228.3	
Commercial fluor. fixtures, recessed non-air		0323 .99		215.1	225.3	217.2	
Commercial fluorescent strip lights		0325 .99	12/73	217.0	216.1	211.5	
Commercial fluorescent fixtures, plastic wraparound		0329 .99	12/67	263.6	253.4	263.4	
Commercial fluorescent fixtures, wall mounted		0331 .99	06/81	109.4	109.4	109.4	
Commercial fluorescent fixtures, surface or pendant		0333 .99	06/81	(?)	110.3	110.3	
Other commercial fluor. fixtures, incl. portable		0338 .99	06/81	106.7	106.7	106.7	
Component or renewal parts for commercial fixtures		0345 .99	06/81	104.8	104.8	104.8	
Industrial fluorescent fixtures, general types		0361 .99		(?)	266.1	267.0	
Industrial H.I.D. fixtures, mercury and other types		0371 .99	06/81	103.6	(?)	101.1	
Vehicular		04	06/81	111.8	111.8	111.8	
Motor vehicle rear light assembly	ea.	0453 .14	12/73	195.9	(?)	(?)	
Outdoor and other types		05	06/81	112.6	112.6	112.7	
Floodlight, incandescent, 1,500 w., g.p.	ea.	0501 .07		237.9	237.9	237.9	
Mercury vapor floodlight, 400 watt	ea.	0503 .11	12/69	202.3	202.3	202.3	
Mercury floodlight, 1000 watt	ea.	0504 .09	12/73	190.5	190.5	190.4	\$282.387
Flashlight, 2 cell, general purpose	ea.	0521 .01		206.1	206.1	206.1	
Fabricated wire products		1088					
Ferrous wire rope, cable and strand		01	06/82	(?)	98.2	98.1	
Wire rope and cable		0111 .99	06/82	(?)	96.4	95.1	
Steel nail and spikes		02	06/82	(?)	98.5	97.5	
Bright nails		0211 .99		368.0	366.2	364.6	
Galvanized nails		0213 .99		370.4	368.9	369.6	
Other wire nails		0219 .99	06/82	(?)	100.0	100.0	
Steel wire staples		0223 .99	06/82	(?)	100.0	100.0	
Steel fencing and fence gates		06	06/82	(?)	100.2	100.1	
Wire fence, woven and welded		0621 .99		317.8	321.0	321.0	
Fence posts, gates and fittings		0635 .99	06/82	(?)	100.3	100.7	
Ferrous wire cloth, other woven wire prod.		07	06/82	(?)	100.2	101.9	
Insect wire screening		0721 .02		261.5	261.5	261.5	9.637
Woven wire netting		0771 .99	06/82	(?)	100.4	99.6	
Other fabricated ferrous wire products		09	06/82	(?)	97.2	97.8	
Barbed and twisted steel wire		0951 .99		366.2	364.4	364.7	
Welded steel wire fabric for concrete reinforcing		0961 .99		269.2	274.4	278.1	
Other steel wire fabric		0965 .99	06/82	(?)	100.4	101.4	
Other wire products		0999 .99	06/82	(?)	100.0	100.0	
Other miscellaneous metal products		1089		282.3	295.4	295.7	
Hot formed springs		02	06/81	104.6	104.6	104.5	
Orig. equip. leaf springs, except for passenger cars		0216 .99		281.4	283.4	(?)	
Replacement leaf springs for motor vehicles		0217 .99	06/81	114.2	114.2	114.2	
Cold formed springs		03	06/81	101.6	102.0	101.2	
Cold formed flat springs made of sheet & strip steel		0311 .99	06/81	101.6	102.0	101.2	
Precision mechanical springs		04					
Steel spring, precision mechanical	per m	0424 .13	12/69	274.3	277.6	277.8	
Other metal products		05		281.9	296.5	296.9	
Collapsible tube, aluminum	gross	0503 .04		253.7	(?)	(?)	
Job stampings, automotive	per 100	0506 .30	12/72	213.7	226.5	227.0	
Job stampings, non-automotive	per 100	0511 .29	12/72	244.6	265.6	265.6	
Insect screening, aluminum	100 sq.ft.	0533 .01		281.0	281.0	281.0	11.602
Steel strapping, flat, 1-1/4x .031	cwt	0553 .04	12/67	286.2	286.2	286.2	43.729
Steel strapping, flat, 5/8" x .020"	cwt.	0554 .01	12/67	285.6	285.6	285.6	43.965
Machinery and equipment		11		277.6	279.4	279.7	
Agricultural machinery and equipment		111		306.8	310.2	311.4	
Farm, lawn and garden tractors		1111		312.2	316.2	318.4	
Wheel type - farm		01		338.2	339.2	339.2	
Diesel, 70-99 pto hp	ea.	0104 .24		325.9	321.2	321.2	
Diesel, 50 - 69 pto hp	ea.	0106 .20		327.2	317.5	317.5	
Diesel 35 - 49 pto hp	ea.	0107 .16	12/70	270.2	281.2	281.2	
Wheel tractor, diesel, 100-129 pto. h.p.	ea.	0108 .13	12/72	285.8	288.2	288.2	
Wheel tractor, diesel 130 h.p.	ea.	0109 .15	12/72	277.8	278.5	278.5	
Lawn and garden tractors and equipment		05		268.3	268.6	270.9	
Lawn and garden, riding type 10 plus hp	ea.	0522 .27		256.3	256.5	259.0	
Garden tractor attachments	set	0528 .16	12/67	304.4	305.1	306.5	
Tractor parts		51	12/73	217.2	227.4	232.3	
Agricultural machinery excl. tractors		1112		314.3	317.5	318.6	
Plows		01		359.0	359.3	360.7	

See footnotes at end of table.

Table 6. Producer prices and price indexes for commodity groupings and individual items—Continued

(1967 = 100 unless otherwise indicated)

Commodity	Unit	Commodity code ¹	Other index base	Index			Price
				Apr. 1982 ²	July 1982 ²	Aug. 1982 ²	Aug. 1982
Agricultural machinery excl. tractors—Continued		1112					
Plow, moldboard, semi-mounted, 6 bottom	ea.	0102 .18		401.7	405.5	405.5	
Plow, chisel type	ea.	0104 .21	12/67	269.4	269.5	274.4	
Plow shares, for standard plows	ea.	0106 .06	12/67	329.6	322.2	322.2	
Harrow, disc, drawn	ea.	02	12/67	338.4	338.9	338.9	
Rotary cutter, 66 inches or less	ea.	0213 .23		355.6	353.6	353.6	
Rotary cutter, 66 inches or less	ea.	0216 .15	12/67	295.7	301.0	301.0	
Planting and fertilizing machinery		03		315.2	327.5	332.2	
Corn planter, drawn, 6-row	ea.	0322 .18		333.9	348.1	355.4	
Grain drill, fertilizer type	ea.	0324 .08		331.0	340.0	340.0	
Manure spreader, pto driven	ea.	0325 .15		284.1	(?)	(?)	
Hydraulic farm loader, front end	ea.	0328 .10		340.2	342.4	353.7	
Cultivators		04		291.1	295.6	296.0	
Field cultivator, drawn, 10-13 ft	ea.	0434 .12	12/73	262.3	262.0	262.0	
Tool bar, basic unit	ea.	0435 .09	12/67	299.2	306.8	(?)	
Cultivator, rear mounted, 6 row	ea.	0436 .10	12/72	243.6	252.1	252.1	
Sprayers		05		250.7	249.4	250.3	
Hand sprayer	ea.	0542 .06		227.5	227.5	229.5	
Field sprayer, tractor mounted	ea.	0544 .20		253.2	239.7	239.7	
Harvesting machinery		06		306.3	302.3	302.4	
Cotton picker, 2-row, self-propelled	ea.	0651 .12		283.1	283.1	(?)	
Combine, self-propelled, 20-24 ft. cut	ea.	0652 .29	12/70	312.2	301.7	301.7	
Corn head attachment - 4 row	ea.	0657 .09	12/70	244.2	245.6	245.6	
Windrower, self-propelled	ea.	0658 .19	12/70	248.9	(?)	(?)	
Forage harvester, drawn	ea.	0659 .23		285.7	(?)	(?)	
Haying machinery		07		316.6	325.0	331.4	
Mower, mounted	ea.	0762 .06		330.6	(?)	(?)	
Rake, ground driven, 8 ft.	ea.	0763 .07		307.4	308.2	(?)	
Hay baler, drawn, twine tying	ea.	0765 .17		334.1	347.5	354.2	
Combination mower conditioner, 8-9 1/2	ea.	0767 .10	12/70	238.8	242.9	(?)	
Crop preparation machinery		08	12/67	305.5	318.9	318.8	
Portable grinder-mixer	ea.	0875 .16		316.0	332.2	332.2	
Elevators		09	12/67	331.5	328.4	328.4	
Farm elevator, portable, double chain	ea.	0981 .11	12/75	183.5	183.5	183.5	
Farm elevator, portable, auger type	ea.	0983 .10	12/67	315.4	310.8	310.8	
Farm wagons		11		310.8	319.7	319.7	
Parts, farm mach. excluding tractor		51	12/73	241.5	247.0	247.1	
Agricultural equipment		1113		254.4	256.0	255.2	
Poultry equipment		01		260.8	262.4	262.4	
Incubator - hatcher	ea.	0101 .10	12/67	262.8	274.6	274.6	
Barn equipment		02		283.3	283.8	283.4	
Silo unloader, 14 ft. capacity	ea.	0212 .17		319.0	319.0	319.0	
Bunk feeder, electric powered	ea.	0213 .15	12/67	287.2	287.2	287.2	
Pipe line milker unit	ea.	0215 .02	12/70	250.4	252.0	252.0	
Bulk milk cooler	ea.	0216 .13		218.9	220.1	(?)	
Barn cleaner	ea.	0218 .10		324.0	324.1	324.1	
Metal hog feeder, self-feeding	ea.	0221 .03		266.0	266.0	271.5	
Water systems		03		225.0	227.7	226.2	
Shallow well, jet, 1/3 h.p.	ea.	0322 .08		235.8	240.9	240.9	
Submersible pump, deep, 3/4 h.p.	ea.	0324 .12		194.8	195.3	194.1	
Convertible jet, 1/2 h.p.	ea.	0326 .13		265.6	271.2	267.6	
Construction machinery and equipment		112		341.5	346.1	346.4	
Power cranes, excavators, and equipment		1121		319.3	323.6	324.7	
Excavators		04	12/80	106.9	106.9	107.5	
Hydraulic excavators	ea.	0402 .99	12/80	106.8	106.8	109.4	
Cranes		06	12/80	113.6	115.6	115.7	
Cable operated cranes	ea.	0608 .99	12/80	113.7	(?)	115.6	
Hydraulic operated cranes	ea.	0609 .99	12/80	113.5	116.0	116.2	
Miscellaneous cranes	ea.	0611 .99	12/80	112.9	113.7	113.7	
Front end attachments and parts		07	12/80	109.0	111.1	111.9	
Front end attachments cranes, draglines, shovels	ea.	0701 .99	12/80	113.2	114.1	120.0	
Parts for cranes draglines and shovels	ea.	0702 .99	12/80	(?)	(?)	110.2	
Construction equipment for mounting		1122		375.0	374.9	375.0	
Special mounting equipment		01		383.4	380.9	381.0	
Ripper	ea.	0109 .12		385.0	389.8	389.8	
Front end loader with bucket	ea.	0123 .99		407.0	392.3	392.3	
Tractor mounted winches and other attachments	ea.	0127 .99	12/70	299.5	304.3	305.3	
Snowplow attachment	ea.	0128 .99	12/76	(?)	(?)	170.4	
Dozer, hydraulic		02	12/76	162.6	166.8	166.8	
6' and under 10'1"	ea.	0201 .04	12/76	163.7	169.5	169.5	
10' and under 14'1"	ea.	0203 .03	12/76	185.0	189.7	189.7	
14'1" and over	ea.	0205 .05	12/76	151.6	155.4	155.4	
Specialized construction machinery		1123		381.9	390.4	390.3	
Other specialized construction machinery		01		387.9	399.0	398.8	
Trencher	ea.	0101 .16		391.8	415.4	415.4	
Dewatering pump, 10,000 g. p. h.	ea.	0131 .06		285.8	285.8	285.8	

See footnotes at end of table.

Table 6. Producer prices and price indexes for commodity groupings and individual items—Continued

(1967 = 100 unless otherwise indicated)

Commodity	Unit	Commodity code ¹	Other index base	Index			Price
				Apr. 1982 ²	July 1982 ²	Aug. 1982 ²	Aug. 1982
Specialized construction machinery—Continued							
Dewatering pump, 90,000 g. p. h.	ea.	1123 0132 .05		374.9	374.9	374.9	
Winches, including marine		0135 .99	12/69	402.5	419.6	419.6	
Crushing and screening plants		0139 .99	12/80	117.6	118.4	118.6	
Wheelbarrow, steel tray	ea.	0141 .04		285.9	285.9	283.7	
Compaction equipment		02	12/76	171.3	172.0	172.0	
Rollers		0216 .99	12/80	110.4	110.4	110.4	
Portable air compressors							
100 - 200 c.f.m.	ea.	1124 0101 .13		167.3	168.3	168.3	
600 - 750 c.f.m.	ea.	0103 .10		165.2	167.6	167.6	
				173.6	173.6	173.6	
Scrapers and graders							
Scrapers and graders		1125 01		353.5	359.4	360.1	
Scraper bowls		0103 .99	12/80	352.3	358.1	358.8	
Motor grader, 115 to 144 b.h.p.	ea.	0111 .16		115.7	119.1	119.6	
				353.0	355.5	355.5	
Parts and other equipment							
Parts (ex. cra., drag., shov., trac., OEM)		1126 01	12/80	111.8	113.4	113.5	
Parts and attachments sold to oem		0101 .99	12/80	112.3	113.9	114.1	
Parts for replacement or repair		0102 .99	12/80	116.9	117.4	117.4	
Other construction equipment		02	12/80	110.7	112.7	113.0	
All other construction machinery		0201 .99	12/80	111.2	112.8	112.8	
Other excavating and road machinery		0202 .99	12/80	107.9	111.5	111.5	
				104.9	105.1	105.1	
Mixers, pavers, spreaders, etc.							
Portable mixers, 3 1/2 cu. ft and over		1127 0111 .99		260.1	265.6	265.6	
Concrete finishers, paver, spreaders, distributor		0112 .99	12/80	231.6	247.3	247.3	
Asphalt Plant		0146 .99	12/68	110.5	111.9	111.9	
Other equipment		0152 .99	12/80	279.4	285.4	285.4	
				107.2	107.2	(?)	
Tractors, other than farm							
Wheel type		1128 01		357.9	362.5	362.7	
Off hwy wheel tractors		0108 .99	12/80	354.5	354.8	355.1	
Crawler type		02		117.1	117.1	117.2	
Diesel, 60-89 net engine hp.	ea.	0211 .17		359.9	367.3	367.4	
Diesel, 90-159 net engine horsepower	ea.	0213 .21		339.3	345.0	346.9	
Diesel, 160-259 net engine horsepower	ea.	0215 .20		370.6	380.9	380.9	
Diesel, 260 net engine h.p. and over	ea.	0217 .27		386.7	415.5	415.5	
Shovel loader, 45 - 69 hp.	ea.	0218 .18	12/67	379.4	381.2	381.2	
Tractor parts and attachments		03	12/80	286.4	289.5	289.5	
Wheel tractor loaders parts; repl., repair		0304 .99	12/80	108.4	109.7	109.7	
Tractor shovel loaders		04	12/80	(?)	93.6	93.6	
Wheel shovel loader, 4 widr, up to 3 1/2 cu. yd.		0401 .99	12/80	122.8	124.5	124.7	
Wheel shovel loader, 4 widr, 3 1/2 cu. yd. over,		0402 .99	12/80	126.8	127.8	128.1	
				118.3	119.2	119.5	
Off-highway equipment							
Off-highway trucks, end dump		1129 01	12/76	365.0	368.4	368.4	
Off highway, rear dump trucks		0106	12/80	176.1	178.1	178.1	
Other off-highway equipment		02	12/76	115.6	116.9	116.9	
				165.5	166.5	166.5	
Metalworking machinery and equipment							
Power driven hand tools		113 1132		319.6	321.9	322.4	
Home utility line, electrical		02		221.1	221.4	221.7	
Drill, over 1/4 inch chuck size to under 1/2 inch		0222 .99		186.3	178.4	178.6	
Circular saws		0223 .99		228.2	214.4	215.1	
Oscillating, reciprocating and vibrating sanders		0224 .99		164.5	163.8	(?)	
Industrial line, electrical		03	12/76	156.5	156.0	156.4	
Drill, over 1/4 inch chuck size to under 1/2 inch		0301 .99		141.5	142.6	142.8	
Impact wrenches		0305 .99	12/76	179.8	182.3	182.3	
Belt sanders		0308 .99	12/76	155.5	155.5	155.5	
Hammers, percussion, rotary, without drill chuck		0309 .99	12/76	159.2	161.6	162.9	
Angle grinders, polishers, and circular sanders		0311 .99		140.8	142.9	142.9	
Circular saws, between 7 inch and 8 inch blade		0342 .99	12/80	220.2	220.2	220.2	
Pneumatic hand tools		04	12/76	112.1	112.1	112.1	
Grinders, polishers and sanders		0412 .99		150.8	153.3	153.3	
Percussion tools		0413 .99		195.9	198.2	(?)	
Drills, screwdrivers and nutrunners		0415 .99	12/76	242.3	240.1	(?)	
Other, pneumatic handtools, include hydraulic		0435 .99	12/80	157.0	159.9	159.9	
Other electric-powered handtools and parts		05	12/80	114.2	119.2	(?)	
Other electric-powered hand tools		0531 .99	12/80	113.6	113.6	114.2	
Parts-attachments-accessories, for electric tool		0532 .99	12/80	120.1	120.1	121.3	
Pneumatic, hydr., and powder actuated part		51	12/76	106.4	106.4	106.4	
Pneumatic, hydraulic, and powder actuated parts		5131 .99	12/80	184.6	190.1	190.1	
				118.1	121.6	121.6	
Welding machines and equipment							
Arc welding machines		1133 01		272.5	272.5	273.0	
Transformer type, a.c./d.c.	ea.	0101 .13		246.8	244.9	245.1	
Rectifier type	ea.	0111 .04		255.9	251.9	252.3	
Engine driven unit, d.c.	ea.	0121 .12		208.3	203.4	203.4	
				325.0	325.0	325.4	

See footnotes at end of table.

Table 6. Producer prices and price indexes for commodity groupings and individual items—Continued

(1967 = 100 unless otherwise indicated)

Commodity	Unit	Commodity code ¹	Other index base	Index			Price
				Apr. 1982 ²	July 1982 ²	Aug. 1982 ²	Aug. 1982
Welding machines and equipment—Continued							
Wire feeder	ea.	1133 0131 .03	12/72	150.8	151.6	151.6	
Resistance welding machines and supplies		02		286.5	260.2	260.2	
Spot welder	ea.	0231 .09		280.5	258.6	258.6	
Adjustable/retractable stroke	ea.	0233 .07	12/72	233.8	206.0	206.0	
Arc welding electrodes		03		305.3	320.1	321.6	
Wire electrode, 3/32", cored	lb.	0331 .02	12/76	123.5	129.6	131.5	
Wire electrode, E70S3, .045", bare	lb.	0332 .04	12/74	118.1	121.8	121.8	
Type 30, stainless, covered, 5/32"	lb.	0333 .03	12/72	175.4	175.4	173.2	
Mild steel, stick, E-7018, 1/8 x 14	lb.	0341 .09		345.8	367.8	369.2	
Mild steel, stick, E-6013, 3/16 x 14	lb.	0342 .07		330.3	351.9	355.1	
Gas welding machines and equipment							
Welding torch, blow pipe	ea.	0452 .02		229.3	231.6	230.3	
Cutting tool, blow pipe	ea.	0453 .03		237.3	239.9	239.9	
Flame cutting machine	ea.	0454 .10		209.1	212.3	212.3	
Welding tip, acetylene	ea.	0455 .06		263.1	263.1	263.1	
Cutting tip, acetylene	ea.	0456 .01		208.9	208.9	208.9	
Oxygen regulator	ea.	0457 .03		213.0	213.0	213.0	
Industrial process furnaces and ovens							
Electric, excluding induction & dielectric		1134 01		349.3	353.9	354.9	
Electric metal melting furnaces		0102 .99	06/81	385.9	386.5	386.5	
Electric metal heat-treating furnaces		0104 .99	06/81	100.0	100.0	100.0	
Other kilns/lehrs, exc. wood, cement, chem. process		0107 .99	06/81	103.9	104.9	104.9	
Fuel-fired (oil or gas)		02		370.4	372.4	373.4	
Fuel-fired metal heat-treating furnaces		0215 .99	06/81	101.2	101.7	102.5	
Fuel-fired industrial ovens for metal processing		0216 .99		300.9	308.4	308.4	
Induct. & dielect. furnaces & heating equi		03		261.5	273.7	277.1	
Radio frequency type induction furnaces		0321 .10		282.9	274.8	274.8	
Metal melting line type induction furnaces		0323 .99	06/81	106.3	106.4	107.0	
Gas generating equipment							
Atmosphere generator, endothermic		0431 .08		361.3	365.7	367.7	
Otr. indus. elec. heat. units; parts/attac		05		319.8	325.9	325.9	
Parts, attachments, and components		0543 .99	06/81	105.4	107.7	107.7	
Tubular heaters		0544 .99	06/81	104.8	106.6	106.6	
Other industrial electric heating units		0545 .99	06/81	(?)	104.3	104.3	
Cutting tools and accessories							
Small cutting tools		1135 01		271.6	273.0	271.5	
Key way broach	ea.	0101 .10		277.0	278.2	276.3	
Twist drill	ea.	0103 .02		438.1	442.2	443.8	
Twist drill, carbide tipped	ea.	0104 .01	12/71	175.6	175.6	165.4	
Reamer, machine chucking	ea.	0106 .05	12/68	182.4	182.4	182.4	
Spur gear hob	ea.	0111 .03		238.0	238.0	238.0	
Milling cutter, side	ea.	0113 .07		232.0	232.0	232.0	
Milling cutter, plain	ea.	0117 .03		295.6	295.6	294.8	
End mill	ea.	0115 .07		287.6	287.6	287.6	
Hand tap	ea.	0117 .08		291.5	291.5	291.5	
Round adjustable die	ea.	0119 .04		248.9	248.9	248.9	
Solid pipe die	ea.	0121 .03		324.3	(?)	324.3	
Power saw blade, circular	ea.	0123 .06		406.3	(?)	406.3	
Power saw blade, band	ft.	0125 .09	12/72	302.5	294.7	294.7	
Power saw blade, hack	ea.	0127 .04		204.1	204.1	204.1	
Turning tool holder	ea.	0129 .08		251.5	253.7	253.7	
Throwaway insert, carbide	ea.	0131 .08		266.3	270.9	270.9	
Indexible carbide insert, utility	ea.	0133 .06		336.8	341.0	341.0	
Brazed turning tool, carbide tipped	ea.	0134 .02	12/72	253.5	253.5	253.5	
Carbide tool blank	ea.	0135 .08		313.4	316.0	318.7	
Precision measuring tools		02		317.1	322.5	326.7	
Gage blocks	set	0241 .05		236.1	236.6	239.2	
Micrometer caliper	ea.	0242 .06		283.9	288.4	306.9	
Cylindrical plug gage	ea.	0244 .09		211.4	217.2	217.2	
Snap gage, adjustable	ea.	0248 .04		296.9	296.9	296.9	
Pneumatic gage, column type	ea.	0249 .04	12/72	270.7	270.7	270.7	
Ring gage, cylindrical	ea.	0251 .08		223.0	227.7	227.7	
Dial test indicator	ea.	0252 .06		213.1	213.1	213.1	
				226.0	226.0	226.0	
Abrasive products							
Abrasive grains		1136 01		296.6	298.4	298.4	
Aluminum oxide		0101 .99		350.4	350.4	350.4	
Nonmetallic bonded abrasive products		03	12/80	369.2	369.2	369.2	
All shapes; resinoid & shellac bond; reinforced		0301 .99	12/80	116.2	116.4	116.6	
All shapes; resinoid & shellac bond; nonreinforced		0302 .99	12/80	118.5	118.7	119.0	
All shapes; rubber bond		0303 .99	12/80	116.1	116.2	116.7	
All shapes; other bond		0304 .99	12/80	117.4	118.1	118.1	
Diamond & cubic boron nitride wheel; metal bond		0305 .99	12/80	109.0	112.0	112.0	
Diamond & cubic boron nitride wheel; other bond		0306 .99	12/80	107.0	107.0	107.0	
All shapes; vitrified bond		0307 .99	12/80	103.4	103.3	103.3	
Other; except coated abrasives		0309 .99	12/80	121.6	121.8	122.0	
Nonmetallic coated abrasive products		05	12/80	109.6	110.2	110.4	
Cloth belts; any abrasive; glue bond		0501 .99	12/80	115.0	116.4	116.4	
				(?)	112.8	112.8	

See footnotes at end of table.

Table 6. Producer prices and price indexes for commodity groupings and individual items—Continued

(1967=100 unless otherwise indicated)

Commodity	Unit	Commodity code ¹	Other index base	Index			Price
				Apr. 1982 ²	July 1982 ²	Aug. 1982 ²	Aug. 1982
Abrasive products—Continued		1136					
Cloth belts; any abrasive; resin & waterprf bond		0502.99	12/80	115.4	118.2	118.2	
Other cloth shapes; any abrasive; glue bond		0503.99	12/80	119.8	119.8	119.8	
Other cloth shapes; any abr; resin & wtrprf bond		0504.99	12/80	112.6	113.3	113.3	
Other paper shapes; any abrasive; glue bond		0507.99	12/80	121.3	121.3	121.3	
Buffing, polishing wheels & laps; no abrasive		0509.99	12/80	112.1	112.1	112.2	
Metal abrasives		31	12/76	132.6	132.6	133.0	
Metal soap & scouring pads; & other metal abr		3103.99	12/76	166.8	166.8	166.8	
Metal cutting machine tools		1137					
Boring machines		11	12/71	368.4	370.1	370.8	
Boring mill, vertical	ea.	1101.09	12/71	283.4	283.5	283.5	
Drilling machines		12	12/71	290.0	290.0	290.0	
Sensitive drilling machine	ea.	1201.14		290.2	294.4	294.4	
Upright floor type drill, plain	ea.	1203.06	12/71	381.6	381.6	381.6	
Radial drill	ea.	1205.06		266.2	272.6	272.6	
Grinding machines		13	12/71	302.0	302.0	302.0	
Centerless grinding machine	ea.	1304.03	12/71	319.3	319.5	319.4	
Rotary surface grinding machine	ea.	1305.06	12/71	417.8	410.4	407.9	
Recip. surface grinding machine, 18x72	ea.	1323.08		302.8	302.8	302.8	
Lathes		14	12/71	413.6	416.1	416.1	
Engine lathe, 16" swing or under	ea.	1401.07	12/71	290.6	295.3	295.3	
Chucking lathe, automatic, 8 spindle	ea.	1406.02	12/71	290.6	290.6	290.6	
Bar machine, automatic 5 or 6 spindle	ea.	1408.06		378.0	400.1	400.1	
Turning machine, n/c	ea.	1411.23	12/71	405.5	414.1	414.1	
Milling machines		15	12/71	228.4	230.1	230.1	
Milling machine, bed type	ea.	1507.10	12/73	320.9	320.5	320.5	
Multi-function machines, n/c		16	12/71	236.7	235.4	235.4	
Vert. or horz. sp., manual tool change	ea.	1611.07	12/71	202.8	202.0	202.0	
Vertical spindle, automatic tool change	ea.	1612.10	12/71	227.3	230.1	230.1	
Horizontal spindle automatic tool change	ea.	1613.09	12/71	170.1	170.1	170.1	
Gear cutting machines		17	12/71	216.5	214.8	214.8	
Hobbing machine	ea.	1701.09		474.4	475.9	480.8	
Gear finishing machine	ea.	1703.01	12/76	393.3	393.3	393.3	
Other metal cutting machines tools		19	12/71	280.3	281.3	284.7	
Tapping machine	ea.	1903.06	12/71	279.6	281.0	281.0	
Home shop		31		269.4	274.4	274.4	
Parts for metal-cutting machine tools		51	12/72	257.6	270.6	270.6	
Spindle, sensitive drilling machine	ea.	5102.04	12/72	376.1	376.9	378.8	
Cross feed screw, surface grinder	ea.	5103.01	12/72	553.1	555.0	555.0	
Cross feed screw, engine lathe	ea.	5104.03	12/72	293.0	293.0	293.0	
Cross feed screw, milling machine	ea.	5105.01	12/72	321.3	321.3	330.0	
Ball or lead screw, n/c machine	ea.	5106.04	12/72	549.3	549.3	549.3	
				158.6	160.7	161.4	
Metal forming machine tools		1138					
Punching, bending, forming machines		21	12/71	399.4	411.0	411.1	
Punching machine, manually operated	ea.	2101.03	12/72	296.9	298.9	299.2	
Punching machine, fixed position, power operated		2102.99	06/81	272.7	272.7	272.7	
Press brakes		2104.99	12/71	103.3	103.3	103.3	
Rolls: angles, bars, shapes bending		2116.99	06/81	265.8	283.7	283.7	
Other bending and forming machinery		2118.99	06/81	106.9	108.2	108.2	
Shearing machines		22	12/71	107.6	107.7	107.7	
Plate shearing machines		2201.99		296.7	316.1	316.1	
Mechanical sheet shearing machine		2205.08	12/71	376.2	398.3	398.3	
Presses		23	12/71	271.6	305.7	305.7	
Mechanical OBI press, 45 tons	ea.	2301.18		343.8	347.3	346.6	
Mechanical OBI press, 105-110 tons	ea.	2302.17		413.4	413.4	413.4	
Mech. press, st. sided, 200-300 tons	ea.	2303.11	12/68	417.6	417.6	417.6	
Mech. press st. sided 2 pt., 400 tons	ea.	2304.06	12/71	423.1	426.3	424.0	
Mech. press, 600 tons and over cap.	ea.	2305.08	12/72	311.2	313.4	311.8	
Press, automatic 45 thru 64 tons cap	ea.	2306.06	12/75	362.7	363.1	369.7	
Press, auto., 65 thru 100 tons cap.	ea.	2307.07	12/71	164.4	168.1	168.1	
Other metal forming machines		25	12/71	349.1	357.9	355.2	
Riveting machine	ea.	2503.07	12/72	321.5	332.1	332.5	
All other metal forming machine tools		2506.99	06/81	220.5	220.5	226.9	
Wire drawing machine		41		108.2	114.8	114.8	
Wire drawing machine	ea.	4196.07	12/73	218.1	223.5	223.5	
Parts for metalforming machine tools		51	12/72	322.7	340.7	341.3	
Knives, plate shear, 1" x 4" x 10'	pr.	5102.03	12/72	241.5	241.5	241.5	
Clutch lining components, OBI press	ea.	5103	12/72	348.1	348.1	348.1	
Clutch lining components, 2 pt.	ea.	5104	12/72	340.5	340.5	340.5	
Other parts for metal forming machine tools		5105.99	06/81	107.0	114.4	114.7	
Tools, dies, jigs, fixtures & ind. molds		1139					
Special dies, tools jigs, and fixtures		01	06/81	106.5	107.1	107.5	
Jigs/fixtures; other types, under 1000 lbs.		0103.99	06/81	108.5	108.5	109.0	
Jigs/fixtures; other types, 1000 lbs. and over		0104.99	06/81	100.0	100.0	100.0	
Standard parts and components for jig and fixtures		0105.99	06/81	100.6	100.6	100.9	
All other stamping-type dies		0114.99	06/81	101.0	101.0	101.0	
All other dies		0121.99	06/81	104.7	104.7	104.9	
Other standard components and parts for die		0125.99	06/81	100.9	101.5	101.8	
				104.1	104.1	104.1	

See footnotes at end of table.

Table 6. Producer prices and price indexes for commodity groupings and individual items—Continued

(1967 = 100 unless otherwise indicated)

Commodity	Unit	Commodity code ¹	Other index base	Index			Price
				Apr. 1982 ²	July 1982 ²	Aug. 1982 ²	Aug. 1982
Tools, dies, jigs, fixtures & ind. molds—Continued							
Industrial molds		1139					
Die casting molds		03	06/81	101.9	103.8	103.9	
Injection molds for plastic products		0301.99	06/81	101.2	102.4	102.4	
All other molds made of metal and mold bases		0305.99	06/81	101.2	104.0	104.0	
		0309.99	06/81	107.4	107.2	107.2	
General purpose machinery and equipment		114		303.4	304.4	304.5	
Pumps, compressors, and equipment							
Industrial pumps		1141		348.0	347.4	347.5	
Reciprocating pump, power operated	ea.	02		353.9	352.7	352.8	
Centrif.-90 gpm, 125 ft., 3500 rpm, ci	ea.	0202.03		527.8	539.3	539.3	
Centrif.-90 gpm, 125 ft., 3500 rpm, ss 316	ea.	0204.03	12/72	244.1	230.9	230.9	
Centrif.-1000 gpm, 130 ft., 1750 rpm	ea.	0206.04	12/72	310.0	306.8	306.8	
Centrif., 3000 gpm, 175 ft., 1750 rpm	ea.	0207.08	12/72	211.6	206.7	206.7	
Turbine pump	ea.	0208.13		349.8	347.9	347.9	
Rotary pump	ea.	0211.14		(?)	304.0	304.0	
Air compressors, stationary		03	12/70	322.6	317.2	317.2	
Stationary air compressor, 5 hp	ea.	0301.04	12/70	231.5	230.5	230.5	
Stationary air compressor, 75-125 h.p.	each	0303.08		260.6	257.0	257.0	
Gas compressors		04	12/70	280.5	280.5	280.5	
Centrifugal, uncooled	ea.	0401.05	12/70	334.5	337.2	337.9	
Angle engine, 2,000 hp	ea.	0403.07	12/70	380.7	395.1	398.7	
Reciprocating, 1,000 hp	ea.	0405.03	12/70	279.7	279.7	279.7	
				342.0	342.0	342.0	
Elevators, escalators, and other lifts							
Elevators & escalators		1142		273.2	277.3	277.2	
Electric freight elevator		01		(?)	(?)	453.2	
Geared electric passenger elevator		0101.99		(?)	269.8	265.0	
Hydraulic passenger elevator		0102.99	12/76	(?)	139.1	139.1	
Hydraulic freight elevator		0105.99	12/76	(?)	166.0	166.2	
Other non-farm elevators, including dumbwaiters, etc		0107.99	06/81	106.2	106.2	106.9	
Elevator and escalator parts & attachments		02	06/81	107.1	113.1	120.5	
Parts and attachments for elevators and escalators		0221.99	06/81	(?)	113.1	120.5	
Automobile lifts		03	06/81	112.7	112.7	112.7	
Automobile lifts		0301.99	06/81	112.7	112.7	112.7	
Fluid power equipment							
Fluid power pumps		1143	12/70	241.3	245.1	245.8	
Gear type, 5-30 gpm.	ea.	01	12/70	242.3	246.0	248.0	
Vane type, fixed, 5 to 25 gpm.	ea.	0101.03	12/70	229.9	236.3	240.2	
Axial piston variable, 7 1/2 to 15 gpm.	ea.	0103.04	12/71	306.4	306.4	306.4	
Axial piston, fixed, 7 1/2 to 20 gpm	ea.	0107.05	12/70	271.5	271.5	271.5	
Axial piston, variable, 35 to 45 gpm.	ea.	0108.03	12/72	265.7	265.7	265.7	
Fluid power valves		02	12/71	241.6	245.6	245.6	
Industrial pneumatic, 0-200 psi	ea.	0202.02	12/71	218.4	222.3	222.3	
Industrial hydraulic, 0-5000 psi	ea.	0203.07	12/71	189.1	197.4	197.4	
Mobile hydraulic, 0-3000 psi	ea.	0205.03	12/71	203.5	203.5	203.5	
Hydraulic pressure control, 45 gpm.	ea.	0207.09	12/71	251.8	263.0	263.0	
Hydraulic volume control	ea.	0209.05	12/71	273.5	282.3	282.3	
Cylinders		03	12/71	197.1	197.1	197.1	
Industrial pneumatic, 2 inch bore	ea.	0301	12/71	251.8	259.3	259.7	
Industrial hydraulic, 2 inch bore	ea.	0302	12/71	243.9	249.7	250.4	
Mobile, hydraulic, 4 inch bore	ea.	0303.04	12/72	241.4	246.5	247.2	
Fluid power hose and tube fittings		04	12/72	243.1	252.3	252.3	
1/2 in tube fitting, flareless, ss	ea.	0401.06	12/72	238.9	238.5	238.5	
1/2 in tube fitting, flared-flareless	ea.	0402.04	12/72	317.4	314.9	314.9	
1/4 in union, flared or flareless brass	ea.	0403.02	12/72	191.9	191.9	191.9	
1/2 in mp 1/2 hose 100 R 5 reusable end	ea.	0404.03	12/72	202.3	202.3	202.3	
1/2 in mp 1/2 hose 100 R 2 perm att. end	ea.	0405	12/72	252.7	252.8	(?)	
				244.3	244.3	244.3	
Industrial material handling equipment							
Conveying equipment		1144		288.2	286.7	285.8	
Monorail conveyor	100 ft.	02	12/70	240.2	240.4	238.8	
Belt conveyor	ea.	0201.01		348.3	348.3	348.3	
Trolley conveyor	ea.	0221.06		280.1	280.5	(?)	
Material handling trucks		03	12/70	323.8	324.3	324.3	
Electric trucks, operator-riding		0351.99		237.4	234.2	234.0	
Motorized handtrucks		0352.99	06/80	255.0	248.5	248.5	
Internal combustion trk, under 6000 lb.		0361.99		115.7	115.2	115.1	
Internal combustion trucks 6000-14,999 lb.		0362.99	06/80	280.2	271.5	268.8	
Internal combustion trucks 15,000 lb. and over		0363.99	06/80	112.1	109.7	109.4	
Other handtrucks, trailers, dollies		0375.99	06/80	115.6	115.9	115.9	
Parts and attachments		0376.99	06/80	117.5	117.6	116.8	
Hoist and cranes		04	12/70	111.2	111.9	113.3	
Hand chain hoist, spur gear	ea.	0491.05		278.7	278.8	278.8	
Electric hoist, lug type	ea.	0493.05		276.6	276.6	276.6	
Air hoist, 1,000 lb. capacity	ea.	0494.08	12/70	319.4	319.4	319.4	
Crane, overhead bridge type	ea.	0496.09	12/70	218.9	(?)	(?)	
				302.0	302.2	302.2	
Mechanical power transmission equipment		1145		311.3	315.3	315.3	

See footnotes at end of table.

Table 6. Producer prices and price indexes for commodity groupings and individual items—Continued

(1967=100 unless otherwise indicated)

Commodity	Unit	Commodity code ¹	Other index base	Index			Price
				Apr. 1982 ²	July 1982 ²	Aug. 1982 ²	Aug. 1982
Mechanical power transmission equipment—Continued							
Speed reducer, wormgear, 2.5-3 c. d.	ea.	1145 0101 .06		384.2	(?)	(?)	
Speed reducer, parallel shaft, helical	ea.	0102 .07		404.6	408.0	408.0	
Gearmotor, parallel shaft	ea.	0103 .07		250.2	252.2	252.2	
Speed reducer, wormgear, 8 c. d.	ea.	0104 .05		311.1	(?)	(?)	
Reducer, parallel shaft, size 203	ea.	0105 .04		348.4	353.3	353.3	
Bevel gear, coarse-pitch, AGMA class 8	ea.	0111 .04		357.0	367.7	367.7	
Spur gear, coarse-pitch, AGMA class 8	ea.	0113 .03		382.3	397.6	397.6	
Spur gear, fine-pitch	ea.	0115		239.9	239.9	239.9	
Flexible coupling, gear type	ea.	0116 .04	12/74	180.5	180.5	180.5	
Roller chain, semifinished	ft.	0121 .02		323.4	311.1	311.1	
Roller chain, finished	ft.	0122 .06		286.6	(?)	(?)	
Mill chain	ft.	0124 .03		449.4	449.4	449.4	
Roller chain plate sprocket	ea.	0128 .04	06/76	185.8	185.8	185.8	
V-belt sheave	ea.	0133 .05		336.3	336.3	336.3	
Universal joint, industrial	ea.	0135 .04	06/76	150.7	152.6	152.6	
Clutch, friction type	ea.	0137 .04	12/74	198.7	208.2	208.2	
Scales and balances							
Motor truck scales		1146 02		225.0	226.9	226.9	
Motor trucks scales		0231 .99		265.2	265.7	265.7	
Industrial scales		04	12/80	100.9	100.8	100.8	
Bench and portable scales		0433 .99		279.4	278.4	278.4	
Floor scales		0434 .99		302.9	302.9	302.9	
Misc. industrial scales		0437 .99		(?)	256.2	256.2	
Commercial retail scales		05	12/80	103.4	104.3	104.3	
Misc. retail-commercial scales		0539 .99	12/80	(?)	110.5	110.5	
Personal household scales		06	12/80	114.9	119.5	119.5	
Personal weighing scales and misc. household scales		0642 .99	12/80	(?)	120.7	120.7	
Mailing scales		07					
Mailing and parcel post scales		0742 .99	12/80	103.4	103.4	103.4	
Accessories and attachments		08					
Accessories and attachments		0843 .99	12/80	101.2	101.2	101.2	
Parts for scales and balances		09					
Parts for scales and balances		0944 .99	12/80	102.8	102.8	102.8	
Fans and blowers, except portable							
Centrifugal blower	ea.	1147 0101 .09		335.2	334.0	334.3	
Propeller fan	ea.	0111 .09		338.1	338.1	338.1	
Attic fan, 30 inch size	ea.	0121 .09		366.0	362.8	362.8	
Axial fan, 36-38 inch, direct drive	ea.	0133 .08		268.4	260.9	264.0	
Industrial fan, arrangement no. 1	ea.	0135 .05		381.8	379.0	379.0	
				330.8	330.8	330.8	
Air conditioning and refrigeration equip.							
Heat transfer equipment		1148 01	12/77	136.5	137.6	137.7	
Heat transfer equipment		01	12/77	142.2	142.9	143.3	
Packaged terminal a/c	ea.	0101	12/77	151.4	153.1	155.4	
Central station a/c unit	ea.	0107 .01	12/77	144.3	144.3	144.3	
Unit cooler	ea.	0109	12/77	137.3	137.3	137.3	
Remote refrigerant condenser	ea.	0111 .01	12/77	138.3	138.3	138.3	
Finned coils, o.e.m.	ea.	0117 .03	12/77	139.5	140.6	140.6	
Unitary air conditioners		02	12/77	134.2	135.5	135.5	
Year-round a/c, 2-3 ton	ea.	0201 .04	12/77	(?)	132.3	(?)	
Single package a/c	ea.	0209 .03	12/77	(?)	128.6	(?)	
Single package heat pump	ea.	0215 .05	12/77	(?)	135.9	(?)	
Split system heat pump	ea.	0217 .02	12/77	(?)	130.6	(?)	
Split system, condensing unit	ea.	0219 .08	12/68	202.5	205.5	205.5	
A/c coils	ea.	0223 .02	12/77	(?)	134.4	134.4	
Commercial refrigeration equipment		03	12/77	134.9	140.3	140.6	
Sectional cooler	ea.	0302 .02	12/77	139.4	149.5	149.5	
Reach-in refrigerator	ea.	0303 .04	12/77	134.2	137.3	137.3	
Frozen food case	ea.	0307 .03	12/77	139.5	143.9	143.9	
Drinking water cooler	ea.	0309 .01	12/77	126.3	126.3	128.0	
Refrigerant compressors		04	12/77	131.2	131.2	131.2	
Compressor, 3 h.p.	ea.	0402 .01	12/77	137.4	137.4	137.4	
Refrigeration condensing units		05	12/77	134.3	136.4	136.4	
Condenser, 3/4-3.0 h.p.	ea.	0502 .01	12/77	137.2	139.4	139.4	
Condensing unit over 3-15 h.p.	ea.	0507	12/77	130.3	(?)	132.3	
Other a/c and refrigeration equipment		06	12/77	141.4	141.9	141.9	
Centrifugal liquid chiller	ea.	0601 .01	12/77	152.4	152.4	152.4	
Ice cube maker	ea.	0603 .03	12/77	141.0	(?)	141.0	
Automobile a/c	ea.	0607 .06	12/77	143.1	(?)	144.0	
Reciprocating liquid chiller	ea.	0611 .01	12/77	143.3	143.3	143.3	
Evaporative air cooler	ea.	0617 .02	12/77	146.1	147.8	147.8	
Miscellaneous general purpose equipment							
Valves and fittings		1149 01		324.4	323.8	323.9	
Gate valve, iron, 6 inch	ea.	0101 .09		324.2	323.3	323.3	
Gate valve, brass or bronze, 1 inch	ea.	0102 .11		224.2	224.5	222.0	
Gate valve forged steel, 1 inch	ea.	0103 .03		258.1	261.0	261.9	
Gate valve, cast steel, 6 inch	ea.	0104 .09		239.8	238.2	238.2	
Elbow, malleable iron, 1/2 inch	100 pc	0112 .03		321.3	319.2	319.2	
				419.1	419.1	419.1	

See footnotes at end of table.

Table 6. Producer prices and price indexes for commodity groupings and individual items—Continued

(1967 = 100 unless otherwise indicated)

Commodity	Unit	Commodity code ¹	Other index base	Index			Price
				Apr. 1982 ²	July 1982 ²	Aug. 1982 ²	Aug. 1982
Miscellaneous general purpose equipment—Continued							
Tee, forged steel, 1 inch	ea.	1149 0113 .06		346.7	346.7	346.7	
Elbow, wrought copper, 1/2 inch	ea.	0115	06/76	118.3	118.3	118.3	
Ball valve, bronze, 2 inch	ea.	0116 .04	06/76	162.6	162.2	162.2	
Ball valve, steel, 6 inch	ea.	0117 .04	06/76	174.1	170.0	170.0	
Butterfly valve, 125 wsp, 6 inch	ea.	0118 .04	06/76	169.0	170.0	170.0	
Butterfly valve, 150 wog, 12 inch	ea.	0119 .07	06/76	174.9	173.9	173.9	
Plug valve, lubricated	ea.	0121 .04	06/76	166.4	168.7	168.7	
IBBM gate valve	ea.	0122 .02	06/76	158.5	(?)	(?)	
Fire hydrant	ea.	0123 .01	06/76	153.0	(?)	(?)	
Safety valve	ea.	0124 .01	06/76	165.0	165.0	165.0	
Cast iron valve	ea.	0125 .06	06/76	171.1	159.7	159.7	
Ball and roller bearings		05		334.0	334.0	335.3	
Radial ball bearing, light	ea.	0521 .05		348.2	348.2	348.2	
Radial ball bearing, medium	ea.	0522 .04		362.0	362.0	362.0	
Radial ball bearing, extra light	ea.	0525	12/74	232.6	232.6	232.6	
Roller bearing, cylindrical	ea.	0532 .01		336.5	336.5	336.5	
Roller bearing, needle	ea.	0533 .02		321.5	321.5	321.5	
Pillow block, ball bearing	ea.	0541 .04		405.0	405.0	405.0	
Pillow block, roller bearing	ea.	0542 .02		277.1	277.1	277.1	
Plain bearings		06		271.6	271.6	281.1	
Main bearing, automotive	set	0651 .03		241.7	237.3	237.3	
Connecting rod bearing, automotive	pr.	0652 .04		220.5	214.3	214.3	
Bushing, 3/4 inch i. d.	ea.	0653 .10	12/70	229.8	231.3	(?)	
Bushing, 1 inch i. d.	ea.	0654 .09	12/70	222.8	222.9	(?)	
Special industry machinery and equipment							
Food products machinery							
Dairy industry machinery							
Homogenizer	ea.	01 0103 .02	12/69	271.6	271.6	271.6	
Ice cream freezer, continuous type	ea.	0104 .04	12/69	235.2	235.2	235.2	
Pasteurizer, HTST plate, 20 MPPH	ea.	0107 .01	12/69	229.4	229.4	229.4	
Bakery industry machinery							
Oven, revolving tray, gas fired	ea.	02 0213 .04	12/69	263.5	263.5	263.5	
Bread slicer	ea.	0214 .05	12/70	260.1	256.8	256.8	
Bread bagging machine, automatic	ea.	0215 .06	12/69	223.3	223.3	223.3	
Commercial food production machinery		04		304.4	308.0	308.0	
Food mixer, 20 quart bowl	ea.	0433 .02	12/70	228.6	228.6	228.6	
Textile machinery and equipment							
Cleaning and opening machinery		11		289.8	289.8	289.8	
Cleaning & opening machinery, card room		1112 .99	12/80	114.9	114.9	114.9	
Spinning machinery, except parts		21	12/80	107.9	108.6	107.7	
Warper, beam, high-speed	ea.	2125 .05	12/75	182.7	182.7	182.7	
Weaving machinery, except parts		34	12/80	106.6	106.6	106.6	
shuttleless loom, imported		3443 .01	12/75	119.8	119.8	119.8	
Knitting machinery and equipment		44		145.4	146.3	145.4	
Needle, latch type	per 1000	4449 .02	12/69	130.4	130.4	130.4	
Double knitting machine, imported		4454 .03	12/75	106.1	106.7	106.7	
Dyeing, drying, finishing machinery		55		323.0	322.5	324.5	
Bleaching, dyeing and finishing equipment		5562 .99	12/80	114.4	115.1	109.9	
Drying machinery, stocks, yarn cloth		5563 .99	12/69	(?)	230.6	230.6	
Other textile machinery		5565 .99	12/69	(?)	219.9	219.9	
Industrial sewing machines		66		271.6	270.6	269.0	
Overedging machine	ea.	6671 .06	12/69	194.1	191.1	186.7	
Textile machinery parts and attachments							
Turnings & shapes		77	12/80	117.9	118.9	118.9	
Parts for all other fiber to fabric machinery		7711 .99	12/80	139.5	141.1	141.1	
Parts, power looms		7713 .99	12/80	128.4	128.4	128.4	
Parts, bleaching, finishing		7714 .99	12/80	113.9	(?)	113.9	
Parts, all other textile machinery		7716 .99	12/80	113.2	113.2	113.1	
		7717 .99	12/80	108.3	109.3	109.3	
Woodworking machinery and equipment							
Other than for home workshops							
Sawmill equipment		01 0101 .99	12/80	106.4	104.4	104.8	
Sawing machines, except sawmill equipment		0103 .99	12/80	181.6	180.4	182.2	
Boring and carving machinery, dovetailers, etc.		0105 .99	12/80	113.5	116.3	116.3	
Other woodworking machinery: lathes, planers, etc.		0106 .99	12/80	109.8	111.9	111.9	
Parts and attachments: cutting tools		0107 .99	12/80	104.4	104.4	104.4	
All other parts, attachments, and accessories		0108 .99	12/80	115.6	86.0	86.0	
Saw blade		05		102.0	102.3	103.1	
Saw blade solid tooth	ea.	0521 .04	12/72	322.2	353.0	352.7	
				243.0	272.2	271.9	
Paper industries machinery							
Wood preparation equipment		1164 0101 .99	06/82	(?)	100.4	101.3	
Papermill machinery		0105 .99	06/82	(?)	100.0	100.0	
Paper and paperboard converting equipment		0107 .99	06/82	(?)	100.0	103.6	
				(?)	100.7	101.1	
Printing trades machinery and equipment							
Printing presses, offset		1165 01		295.9	302.1	298.7	
				341.1	353.0	347.9	

See footnotes at end of table.

Table 6. Producer prices and price indexes for commodity groupings and individual items—Continued

(1967 = 100 unless otherwise indicated)

Commodity	Unit	Commodity code ¹	Other index base	Index			Price
				Apr. 1982 ²	July 1982 ²	Aug. 1982 ²	Aug. 1982
Printing trades machinery and equipment—Continued							
Typesetting and casting machinery		1165 02		170.3	170.3	185.9	
Bookbinding machinery and equipment		05		283.2	285.6	285.6	
Gathering machine	ea.	0552 .07	12/69	260.9	266.7	266.7	
Parts, attachments and accessories		07					
Printing plate, aluminum offset	ea.	0771 .05	12/69	244.6	244.6	244.6	
Intermediate roller, rubber covered	ea.	0772 .03	12/72	219.8	219.8	219.8	
Other special industry machinery							
Rubber working and rubber machinery		1166 01	12/81	395.1	402.6	402.9	
Other rubber working machinery		0107 .99	12/81	101.3	103.3	103.3	
Plastics machinery		03	12/81	101.9	102.7	102.7	
Plastics extruder, 4 1/2" to 8"		0301 .99		101.7	103.1	103.1	
Injection molding machinery		0304 .99	12/81	(?)	347.9	347.9	
Other plastics machinery and parts		0306 .99	12/81	(?)	(?)	102.0	
Chemical industry machinery		04		101.0	100.5	100.5	
Chemical mixer, plain steel, with or w/o controls		0412 .99	12/72	420.8	427.0	426.2	
Other chemical machinery		0413 .99	12/81	283.7	286.8	283.7	
Miscellaneous industry machinery		06		103.2	103.2	103.9	
Concrete machinery and parts		0626 .99	12/81	385.1	393.2	393.8	
Bottle forming/glass making machinery and parts		0627 .99	12/81	(?)	103.3	103.5	
Shoemaking machinery and parts		0628 .99	12/81	104.6	110.8	110.8	
Metal cleaning, degreasing machinery and parts		0629 .99	12/81	101.2	(?)	103.3	
Stoneworking machinery and parts		0633 .99	12/81	(?)	(?)	106.5	
Other machinery and parts		0635 .99	12/81	(?)	105.9	105.9	
Packing and packaging machinery		1167	12/76	100.4	102.2	102.1	
Filling and capping machines		01	12/76	163.1	164.0	164.5	
Dry products filling machine	ea.	0101 .03	12/76	174.0	173.8	174.2	
Liquid container filler	ea.	0102 .03	12/76	168.5	168.7	168.7	
Form-fill-seal machine	ea.	0103 .06	12/76	166.8	166.8	166.8	
Capping machine	ea.	0105 .02	12/76	165.9	166.1	167.2	
Cartoner	ea.	0106 .02	12/76	243.4	243.4	243.4	
Package forming and wrapping machines		02	12/76	175.5	173.7	174.3	
Bag making machine	ea.	0202	12/76	149.8	149.8	151.3	
Machinery for processing pkgs. & bottles		03	12/76	167.6	167.6	170.7	
Bottle cleaning machine	ea.	0301 .01	12/76	155.0	158.3	158.3	
Casing machine	ea.	0302 .03	12/76	160.9	167.0	167.0	
Labeling machine	ea.	0303 .02	12/76	151.5	151.5	151.5	
Tape dispenser	ea.	0306 .02	12/76	174.4	176.3	176.3	
Service industry machinery and parts		1168	06/82	169.3	169.3	169.3	
Nonelectric commercial cooking equipment & parts		0101 .99	06/82	(?)	100.0	100.3	
Electric commercial cooking equipment & parts		0102 .99	06/82	(?)	100.0	100.0	
Floor maintenance machinery		0104 .99	06/82	(?)	100.0	100.0	
Sewage purification equipment		0106 .99	06/82	(?)	100.0	100.7	
Commercial and industrial vacuum cleaners & parts		0111 .99	06/82	(?)	100.0	100.0	
Other industrial, commercial service machines		0112 .99	06/82	(?)	100.0	100.0	
Parts & acces. ex. cooking equip. & vacuum parts		0121 .99	06/82	(?)	100.0	100.0	
Electrical machinery and equipment		117		231.7	232.0	232.0	
Wiring devices		1171		322.6	323.6	324.5	
Current carrying		01		286.2	290.3	290.6	
Lightning arrester, 9-10 kv.	ea.	0105 .05		189.5	189.2	190.8	
Incandescent lampholders		0109 .99		(?)	357.6	357.6	
Lampholders excluding incandescent		0111 .99	12/81	108.6	108.6	108.6	
Pin & sleeve: outlet, plug cap & connector body		0112 .99	12/81	(?)	111.8	111.8	
Convenience and power outlet: 2-pole, 3-wire and up		0113 .99	12/81	99.7	103.1	102.7	
Precision snap-acting switches, exc. limit & dimmers		0117 .99	12/81	101.1	100.9	100.9	
A.c. single pole switches, except mercury		0118 .99	12/81	100.0	104.8	104.8	
Gen. use switches, ex. non-mercury a.c. single pole		0119 .99	12/81	100.0	100.0	100.0	
Dimmers and all other special purposes switches		0123 .99	12/81	106.2	108.8	108.8	
Terminal blocks		0133 .99	12/81	102.5	110.0	(?)	
Other current-carrying wiring devices		0134 .99	12/81	102.0	104.9	104.8	
Noncurrent carrying		02		358.8	354.5	356.5	
Wall plate, plastic for switch	per 100	0265 .03		352.1	357.8	357.8	
Stamped metal outlet box		0266 .99		353.9	361.7	362.1	
Stamped metal switch and receptacle box		0267 .99		370.7	376.8	377.7	
Electrical metal tubing		0273 .99	12/72	228.3	219.7	222.0	
EMT fittings		0281 .99	12/81	(?)	114.6	112.1	
Other noncurrent-carrying wiring devices		0289 .99	12/81	103.8	103.9	103.9	
Integrating and measuring instruments		1172		209.6	213.1	213.1	
Electrical (direct meas.) instr.		01		251.0	258.5	258.5	
Watt-hour meter, single phase, 30 amp.	ea.	0101 .01		193.5	193.5	193.5	
Voltmeter, d.c., panel type	ea.	0111 .06		310.4	310.4	(?)	
Wattmeter	ea.	0131 .04	12/75	144.7	147.1	147.1	
Parts, various, for integrating meters	ea.	0199 .01	12/71	221.2	221.2	221.2	
Electronic (indirect meas.) instr.		02		184.4	186.2	186.2	
Volt-ohm-milliammeter, portable	ea.	0244 .04		234.3	227.0	227.0	

See footnotes at end of table.

Table 6. Producer prices and price indexes for commodity groupings and individual items—Continued

(1967 = 100 unless otherwise indicated)

Commodity	Unit	Commodity code ¹	Other index base	Index			Price
				Apr. 1982 ²	July 1982 ²	Aug. 1982 ²	Aug. 1982
Integrating and measuring instruments—Continued							
Semiconductor tester parametric	ea.	1172 0245 .13		90.3	(?)	(?)	
Combination and group test sets	ea.	0246 .08	12/71	172.3	173.5	173.5	
Signal generator, microwave	ea.	0247 .10	12/69	224.4	216.9	216.9	
Signal generator, audio	ea.	0248 .05	12/71	202.2	201.4	201.4	
Field strength instruments	ea.	0267 .04	12/71	195.4	206.3	206.3	
Oscillographic recorder, stylus type	ea.	0271 .04	12/71	197.1	197.5	197.5	
Motors, generators, motor generator sets							
Electric motors		1173 01		309.2	313.1	313.9	
Fractional hp., d.c., 1/2 hp.	ea.	0101 .06		292.9	288.0	288.9	
Fractional h.p., a.c., 1/20 - 1/5 h. p.	ea.	0104 .01		281.8	280.5	280.5	
Fractional hp., a.c., 1/4 hp.	ea.	0105 .05		287.3	287.3	287.3	
Fractional hp., a.c., 1/2 hp.	ea.	0106 .04		292.7	292.7	292.7	
Fractional hp., a.c., 1/25 hp. and un.	ea.	0107 .03		270.7	271.4	271.4	
Integral hp., a.c., 3 hp.	ea.	0111 .11		276.0	279.3	279.3	
Integral hp., d.c., 5 hp.	ea.	0117 .07		305.7	311.5	316.6	
Integral hp., d.c., 25 hp.	ea.	0118 .05	12/68	286.7	301.8	301.8	
Integral hp., a.c., 50 hp.	ea.	0119 .05		272.7	272.7	272.7	
Generators and generator sets		02		323.8	323.8	330.7	
Electric generating plant 100 - 125 kw	ea.	0222 .09		327.3	343.7	344.3	
Generator set, portable, gas 1.5-5.0 KW	ea.	0223 .12		269.2	265.2	266.1	
Generator, a. c., 30 kw.	ea.	0224 .07		260.1	262.8	262.8	
				284.4	281.9	285.4	
Transformers and power regulators							
Fluorescent lamp ballasts		1174 02		222.5	223.2	224.5	
Correct power factor type		0205 .99	06/81	105.8	105.9	105.9	
Uncorrected power factor type		0207 .99	06/81	224.6	224.8	224.8	
Distribution transformers		03	06/81	105.4	105.3	105.3	
Liquid immersed, pole type, single phase		0301 .99	06/81	110.4	111.3	112.1	
Liquid immersed, pad mount, single phase		0303 .99	06/81	108.9	110.2	110.9	
Dry type, single or three phase		0315 .05		(?)	113.3	113.5	
Small power transformers		05	06/81	246.3	246.3	246.3	
501-2500 KVA, liquid immersed		0501 .99	12/74	107.3	107.7	107.7	
Large power transformers		06	06/81	172.5	172.8	(?)	
Specialty and all other transformers		07	06/81	107.1	107.1	107.1	
Open core/coil and units end-bell enclosed		0701 .99	06/81	101.9	102.0	102.5	
General purpose transformers		0711 .99	06/81	101.9	102.5	107.1	
Transmission and dist. voltage regs.	ea.	0725 .07		104.6	104.5	105.3	
Other transformers		0731 .99	06/81	230.0	226.3	226.7	
				103.0	103.3	(?)	
Switchgear, switchboard, etc. equipment							
Panelboards		1175 01		263.7	260.7	260.2	
Distribution, fusible	ea.	0101 .12		308.2	292.2	291.1	
Lighting, circuit breaker	ea.	0102 .06		369.7	356.5	356.5	
Safety switches		02		274.0	256.1	254.2	
A-C., 3 pole, 60 amps.	ea.	0212 .05		354.0	354.0	354.0	
Circuit breakers		03		219.0	224.5	223.4	
Air, a.c.	ea.	0321 .02		304.8	312.7	308.0	
Oil, outdoor, 115 kv.	ea.	0332 .05		201.2	205.4	206.4	
Oil, outdoor, 34.5 kv., 1200 amp.	ea.	0333 .06		235.1	244.8	237.8	
Switchgear		04		256.7	252.6	251.5	
Assembly, indoor, 600 v, a.c.	ea.	0441 .03		248.0	(?)	239.1	
Assembly, indoor, 5 kv, a.c.	ea.	0443 .03		249.5	248.9	251.8	
Distribution cut-out, indicating	ea.	0452 .06		205.9	205.2	204.9	
Bus duct, plug-in type, 600 amps.	10 ft.	0453 .03		333.5	(?)	309.0	
Fuse link, 15 amperes	ea.	0454 .04		263.8	279.2	281.5	
Circuit breaker load centers		05					
12-24 branches	ea.	0561 .04		292.8	292.8	292.8	
Low-voltage fuses		06		349.3	359.5	359.5	
Cartridge fuse, renewable	ea.	0671 .05		358.0	358.0	(?)	
Cartridge fuse, one-time	ea.	0672 .04		347.4	354.1	(?)	
Plug fuse, one-time	per 1000	0673 .05		331.9	359.5	(?)	
Industrial controls		07		260.5	254.7	254.7	
Starters, a. c., 25 hp., 440 volts	ea.	0777 .06		254.2	254.0	254.0	
Starters, a.c. 75 hp. 440 volts	ea.	0781 .05		265.5	249.0	249.0	
Contactors, a. c., size 1, 3 pole	ea.	0783 .05		282.9	269.6	269.6	
Electric lamps/bulbs							
Incandescent		1177 01		290.2	285.2	285.2	
100 watts, inside frosted	ea.	0101 .05		307.3	301.5	301.5	
Sealed beam head-lamp, replacement ..	ea.	0103 .04		360.8	344.5	344.5	
3-way, 50-100-150 watts	ea.	0104 .05		273.4	280.6	(?)	
Reflector, par type, 150 watts	ea.	0105 .03		365.4	360.6	360.6	
Automobile lamp, miniature, 32-4 c. p.	ea.	0106 .03		372.6	366.5	366.5	
Sealed beam headlamp, 5.75 inch o.e.m.	ea.	0108 .01	12/68	229.6	232.9	(?)	
Other than incandescent		02		280.6	293.9	(?)	
Fluorescent, rapid start, 40 watts	ea.	0211 .05		250.2	246.8	246.8	
Mercury lamp, 400 watts	ea.	0212 .03		218.1	216.5	216.5	
Fluorescent, slimline, 75 watts	ea.	0213 .04		208.9	204.0	204.0	
				315.0	310.9	310.9	

See footnotes at end of table.

Table 6. Producer prices and price indexes for commodity groupings and individual items—Continued

(1967=100 unless otherwise indicated)

Commodity	Unit	Commodity code ¹	Other index base	Index			Price
				Apr. 1982 ²	July 1982 ²	Aug. 1982 ²	Aug. 1982
Electronic components and accessories		1178		175.6	175.8	175.9	
Receiving type electron tubes		01		407.1	408.9	408.9	
Miniature tube, type 6BZ6	ea.	0102 .02		361.6	364.2	364.2	
Miniature tube, type 6CB6A	ea.	0103 .02		392.8	395.5	395.5	
Miniature tube, type 12AU7A	ea.	0104 .03	12/68	331.9	331.9	331.9	
Miniature tube, type 12BA6	ea.	0105 .02		430.9	430.9	430.9	
Miniature tube, type 12BE6	ea.	0106 .02		442.5	442.5	442.5	
Miniature tube, type 35W4	ea.	0107 .02		542.3	542.3	542.3	
Miniature tube, type 50C5	ea.	0108 .02		357.4	366.8	366.8	
Standard glass tube, type 5U4GB	ea.	0111 .02	12/67	464.3	464.3	464.3	
Standard glass tube, type 6SN7GTB	ea.	0112 .01	12/67	369.1	369.1	369.1	
Power, transmitter, special purpose tubes		03		275.8	278.3	278.0	
External anode tube, 100 watts and un.	ea.	0321 .06		292.9	300.9	300.9	
Ext. anode tube, 101 thru 1000 watts	ea.	0322 .05		307.1	307.1	307.1	
Internal anode tube, 25 watts and less	ea.	0324 .04		283.4	283.4	283.4	
Internal anode tubes, 150 to 500 w	ea.	0325 .04		417.6	417.6	417.6	
Xenon gas thyratrons	ea.	0326 .04		359.5	359.5	(³)	
Oscilloscope tube, single gun	ea.	0336 .06	12/68	273.4	270.2	270.2	
Capacitors		11	12/67	198.1	196.2	195.6	
Aluminum electrolytic, standard		1102 .99	06/81	99.5	(³)	97.5	
All other aluminum electrolytic		1106 .99	06/81	99.2	(³)	96.9	
Tantalum, dry slug and wire electrolytic, metal case		1112 .99	06/81	79.8	82.0	79.9	
Film dielectric		1119 .99	12/67	184.8	(³)	162.9	
Ceramic tubular, disc, plate and all two terminal		1121 .99	12/67	171.0	171.0	171.0	
Ceramic monolithic, radial leaded		1123 .99	06/81	100.7	100.3	100.3	
Ceramic monolithic, axial leaded		1124 .99	06/81	72.7	72.7	72.7	
Variable dielectric		1131 .99	06/81	112.5	112.5	118.1	
Resistors for electric applications		12	12/67	175.2	176.5	176.6	
Fixed, metal film resistor		1215 .99	12/67	70.2	69.3	70.7	
Fixed, other, non-wirewound resistor		1219 .99	12/80	100.2	99.9	(³)	
Fixed, w. w., ultra-prec. (not estab. rel.) resistor		1228 .99	12/80	102.1	102.5	102.6	
Fixed, non-prec. wirewound resistor, without tap		1229 .99	12/67	201.4	202.8	202.8	
Trimmer, non-ww, single turn		1241 .99	12/80	104.5	(³)	(³)	
Pot, non-precision, non wirewound, single turn		1245 .99	12/67	288.5	296.3	296.3	
Resistor network, thick film		1272 .99	12/80	101.5	102.7	(³)	
Relays		21	12/68	235.3	235.0	241.0	
Switches, mechanical (electronic appl.)		22	06/82	(³)	100.0	100.0	
Switches, mechanical (electronic appl.)		2299 .99	06/82	(³)	100.0	100.0	
Antennas		23	12/68	204.9	208.1	208.1	
Connectors		24	12/67	218.2	218.4	216.7	
Coaxial connector (radio frequency and above)		2411 .99	12/68	240.3	240.3	245.2	
Cylindrical, h.d. and standard		2421 .99	12/80	109.8	111.7	112.2	
Miniature cylindrical		2422 .99	12/80	107.6	107.6	107.6	
Subminiature cylindrical		2423 .99	12/80	106.2	106.2	(³)	
Rack-and-panel/rectangular subminiature		2432 .99	12/80	103.5	(³)	(³)	
Printed circuit connector, one-piece type		2441 .99	12/72	164.0	164.0	164.0	
Printed-circuit connector, two-piece type		2442 .99	12/80	100.6	(³)	(³)	
Miscellaneous special purpose connectors		2467 .99	12/80	99.1	100.4	100.4	
Magnetic recording media		25	12/68	136.3	(³)	(³)	
Part for electronic components		27	12/68	304.0	300.3	300.3	
Phono cartridge and pickup		2709 .99	12/68	156.6	116.9	116.9	
Filters, crystals, and transducers		28	06/82	(³)	100.0	100.0	
Filters and crystals		2891 .99	06/82	(³)	100.0	100.0	
Diodes		31	12/74	88.0	84.2	84.2	
Signal diodes or assemblies		3102 .99	12/74	92.0	72.3	72.3	
Rectifier or other power diodes and assemblies		3104 .99	12/74	100.7	100.2	100.3	
Zener diode		3106 .99	12/74	47.7	(³)	47.7	
Thyristors		33	12/74	95.5	95.5	95.9	
Thyristor		3302 .99	06/81	101.4	101.4	101.8	
Transistors		35	12/74	97.1	95.6	95.5	
Signal transistor		3507 .99	06/81	97.8	(³)	(³)	
Radio freq. and microwave pwr trnsistr	ea	3511 .02	12/74	87.4	(³)	88.3	
Power transistor, 10 watts and over		3515 .99	12/74	86.3	87.0	86.8	
Optoelectronic devices		37	12/74	80.6	81.8	81.9	
Light emitting diode or array		3703 .99	06/81	106.1	111.1	(³)	
Other optoelectronic devices, excluding solar cells		3717 .99	06/81	98.1	93.9	94.4	
Digital bi-polar integrated circuits		41	12/74	49.7	49.9	49.9	
Bipolar logic, TTL		4103 .99	12/74	53.0	53.5	53.5	
Bipolar logic, except TTL		4112 .99	12/74	69.3	(³)	69.1	
Bipolar memory, except RAM'S		4118 .99	06/81	88.6	(³)	(³)	
Digital MOS integrated circuits		42	12/74	45.9	44.1	43.7	
MOS, memory		4221 .99	12/74	36.1	34.4	34.2	
MOS, except memory		4223 .99	12/74	58.8	(³)	54.6	
MOS, microprocessor		4225 .99	06/81	97.9	93.1	92.9	
Linear integrated circuits		45	12/74	58.8	58.2	58.2	
Amplifier		4552 .99	12/74	66.5	70.1	70.1	
Interface		4556 .99	12/74	33.4	34.2	34.2	
Other analog integrated circuits		4558 .99	12/74	65.3	65.4	65.5	
Hybrid integrated circuits		46	06/81	98.1	98.0	97.8	
Thin film		4611 .99	06/81	96.2	96.2	96.2	
Multi-chip and other hybrid types		4618 .99	06/81	96.0	(³)	(³)	

See footnotes at end of table.

Table 6. Producer prices and price indexes for commodity groupings and individual items—Continued

(1967 = 100 unless otherwise indicated)

Commodity	Unit	Commodity code ¹	Other index base	Index			Price
				Apr. 1982 ²	July 1982 ²	Aug. 1982 ²	Aug. 1982
Electronic components and accessories—Continued							
Other semiconductor devices and parts		1178					
Dice and wafers		48	06/81	98.1	108.8	108.8	
Printed circuits and cable assemblies		4815 .99	06/81	(?)	122.4	(?)	
Printed circuit boards and forms		51	06/82	(?)	99.8	99.0	
Cable assemblies, electronic		5191 .99	06/82	(?)	99.8	98.7	
Static power, pulse & frequency converters		5192 .99	06/82	(?)	(?)	100.0	
Electronic transformers and coils		52	06/82	(?)	103.0	103.0	
Audio transformers		53	06/82	(?)	100.3	100.9	
Power transformers		5305 .99	06/82	(?)	102.0	105.0	
Television transformers and reactors		5309 .99	06/82	(?)	100.0	100.0	
Toroidal windings, all types		5315 .99	06/82	(?)	100.0	100.0	
MW components, ex tubes, semicon., antenna		5317 .99	06/82	(?)	100.0	102.4	
Complex component assemb., packs, modules		57	06/82	(?)	100.0	100.0	
		61	06/82	(?)	100.0	100.0	
Miscellaneous electrical mach and equip							
Storage batteries		1179		276.2	276.2	274.3	
Automotive, 12 volt, replacement	ea.	01		223.8	225.6	225.6	
Industrial truck	ea.	0101 .13		236.7	239.4	239.4	
Primary batteries, dry and wet		02		186.4	186.2	186.2	
Dry cell size d flashlight battery		0211 .99		201.8	201.9	202.8	
Misc.gen. purp. dry cell batteries	ea.	0214 .03		(?)	193.9	193.9	
Dry cell, lantern battery		0215 .99		395.4	395.4	395.4	
Dry cell transistor battery		0216 .03		(?)	220.0	(?)	
Alkaline cell size aa battery		0217 .99		182.7	182.7	192.3	
Other dry cells		0232 .99	12/80	190.9	190.9	190.9	
Carbon and graphite products		03		75.6	78.3	78.3	
Brush, for fractional h.p. motor	per 100	0322 .05	12/67	400.9	401.3	372.1	
Brush, for integral hp. motor	per 100	0323 .03	12/67	272.9	277.2	277.2	
Electrode, graphite	100 lbs.	0324 .02	12/67	323.1	323.1	323.1	
Telegraph apparatus		04		468.3	468.3	425.5	
Other teleprinter terminals	ea.	0432 .05	06/77	(?)	(?)	(?)	
X-ray equipment		05					
X-ray tube, anode	ea.	0532 .09	12/68	247.8	255.3	255.3	
Medical X-ray unit	ea.	0533 .18	12/67	332.9	(?)	348.1	
Electrical eqpt. for int. comb. engines		06		290.1	286.1	286.0	
Voltage regulator, for passenger cars	ea.	0642 .08		317.6	326.4	326.4	
Ignition coil, for passenger cars	ea.	0644 .09		329.4	331.9	331.9	
Spark plug, automotive	ea.	0645 .06		219.3	210.0	210.0	
Breaker point set, for passenger cars	ea.	0646 .08		298.9	300.7	300.7	
Misc. electrical and electronic instru.							
Environmental controls		1181	06/80	115.3	114.6	114.7	
Building comfort controls		01	06/80	119.1	118.1	118.2	
Temperature responsive controls		0121 .99	06/80	123.4	116.4	116.5	
Appliance regulation controls		02					
Temperature responsive appliance control		0211 .99	06/80	108.1	108.1	108.1	
Miscellaneous machinery							
Oil field and gas field machinery		1191		266.1	268.9	270.3	
Oil field and gas field drilling machinery		02		442.9	442.0	442.2	
Portable mast, 140-142	ea.	0203 .03	12/71	443.1	442.7	443.0	
Other surface drilling equip. and parts		0205 .99	12/80	545.6	547.4	547.4	
Wheel-mounted drilling and well-servicing rigs		0208 .99	12/80	117.7	118.6	118.6	
Traveling block	ea.	0211 .03	12/75	115.6	(?)	115.6	
Combination hook	ea.	0213 .02		200.2	196.4	196.4	
Rotary slip	ea.	0214 .02		513.0	513.0	513.0	
Swivel	ea.	0215 .06		730.9	730.9	730.9	
Blowout preventers and accessories		0216 .99		613.6	604.4	604.4	
Tool joints, subs and connectors		0222 .99		572.1	572.1	572.1	
Tungsten-carbide insert bits		0227 .99	12/80	392.5	(?)	392.5	
Other bits, including diamond bits		0229 .99	12/80	121.1	121.1	121.1	
Slush pump	ea.	0232 .06		(?)	114.2	(?)	
Cementing equipment		0234 .99	12/80	320.7	310.0	310.0	
Well surveying equipment		0236 .99	12/80	113.9	113.4	115.3	
Other subsurface drilling equip. and parts		0239 .99	12/80	(?)	(?)	113.0	
Oil field and gas field production machine		04		140.5	140.5	139.8	
Christmas tree assemblies		0403 .99	12/80	444.5	442.9	442.9	
Deepwell pump	ea.	0413 .08		123.1	122.0	122.0	
Retrievable packers		0421 .99	12/71	380.5	333.5	333.5	
Permanent packers and accessories		0422 .99		368.8	368.6	368.6	
Valves, chokes, manifolds		0429 .99	12/80	474.3	474.3	474.3	
Gas lift valve	ea.	0432 .01	12/71	110.5	109.1	109.1	
Other production equip. and parts		0433 .99	12/80	290.2	302.3	302.3	
Mining machinery and equipment		1192		125.1	126.6	126.6	
Underground mining machinery		01		358.0	360.9	359.8	
Loading machines, underground mine		0102 .99		411.2	415.4	415.4	
Tractors and trucks, mine type		0121 .99	06/81	333.1	335.5	335.5	
				107.8	107.8	107.8	

See footnotes at end of table.

Table 6. Producer prices and price indexes for commodity groupings and individual items—Continued

(1967 = 100 unless otherwise indicated)

Commodity	Unit	Commodity code ¹	Other index base	Index			Price
				Apr. 1982 ²	July 1982 ²	Aug. 1982 ²	Aug. 1982
Mining machinery and equipment—Continued		1192					
Crushing, pulverizing, screening machinery		02		331.2	332.7	332.7	
Gyratory crushers, all types, stationary		0228 .99		302.9	302.9	302.9	
Grinding mills, ball and rod, stationary type		0232 .99		422.4	423.7	(?)	
Screens, vibrating, trommel, mine type		0234 .99	12/74	170.8	170.8	170.8	
Drills and other mining machinery		03		231.5	233.9	233.9	
Rock drills, percussion type		0341 .99		202.4	208.9	(?)	
Other drills, tools, and supplies for drills		0349 .99	06/81	107.4	107.7	107.7	
Mineral beneficiation equipment		06		117.1	117.4	117.4	
Other mineral beneficiation equipment		0621 .99	06/81	112.7	113.0	113.0	
Mining machinery parts		53					
Mining machinery parts, excluding drills		5301 .99	12/72	345.9	348.9	345.8	
Percussion rock drill bits		5346 .99		187.6	187.6	187.6	
Office and store machines and equipment		1193		151.0	151.9	152.3	
Calculating and accounting machines		01		87.2	87.2	87.2	
Accounting machine	ea.	0101 .10		117.2	117.2	117.2	
P.O.S. cash register, electronic	ea.	0111 .06	12/73	106.4	106.4	106.4	
Typewriters		03		144.4	144.4	144.4	
Typewriters, portable, manual	ea.	0313 .13		145.6	145.9	145.9	
Portable electric	ea.	0314 .10	12/68	136.1	136.1	(?)	
Safes		05					
Cabinet type	ea.	0521 .05		261.4	260.2	260.2	
Coin-operated auto. merchandising machines		06		204.9	206.2	206.2	
Coin-operated auto. merchandising mach., ex. parts		0654 .99	06/82	(?)	100.8	100.8	
Parts for automatic merchandising machines		0655 .99	06/82	(?)	100.0	100.0	
Other office and store machines		07		247.2	252.1	255.0	
Check indorsing machine	ea.	0741 .07	12/74	171.9	171.9	179.3	
Addressing machine, electric	ea.	0742 .08	12/74	166.8	166.8	(?)	
Time recording machine	ea.	0746 .05		212.5	212.5	212.5	
Internal combustion engines		1194		321.4	326.9	331.5	
Gasoline engines		01		351.1	352.5	359.3	
7-10.9 h.p.	ea.	0102 .04		373.6	373.6	383.9	
36-70 hp.	ea.	0103 .07		447.6	454.0	460.1	
81-180 hp.	ea.	0104 .10		328.9	337.2	337.2	
Outboard motors		02		300.5	296.9	320.5	
5-15 hp.	ea.	0211 .06		297.6	293.7	316.2	
Outboard motor, 40-80 h.p.	ea.	0212 .10		303.0	299.8	324.3	
Diesel engines, other than automotive		03		351.1	350.9	351.0	
High speed, 50-99 hp.	ea.	0321 .08		423.7	412.1	412.1	
High speed, 101-200 hp.	ea.	0322 .10		305.5	306.9	307.2	
High speed, 200-399 hp.	ea.	0323 .09		289.7	292.0	292.0	
Diesel engine, low speed over 600 h.p.	ea.	0324 .09	12/74	281.4	280.2	280.2	
Diesel engines, automotive		04					
Truck	ea.	0435 .09		300.0	300.0	303.0	
Gas engines		05					
Natural gas	ea.	0545 .06		506.2	521.0	521.0	
Parts and accessories		06					
Parts and accessories	ea.	0655 .16		(?)	(?)	(?)	
Machine shop products		1195		386.9	396.2	397.2	
Carburetors, for passenger cars	ea.	0101 .08		497.4	511.6	511.6	
Flexible hose steel	ft.	0106 .02	12/71	272.0	272.5	272.5	
Compression piston ring, original equip.	ea.	0112 .06		256.7	261.6	266.9	
Piston ring set	set	0113 .04	12/74	166.8	166.8	166.8	
Intake and exhaust valves	ea.	0114 .06		504.6	520.2	520.2	
Steam, gas, & hydraulic turbines & parts		1196		(?)	100.3	100.3	
Steam, gas, and hydraulic turbines		01		(?)	100.4	100.4	
Mechanical drive steam turbines		0101 .99	06/82	(?)	100.6	100.6	
Turbine parts and accessories		02		(?)	100.2	100.2	
Parts for mechanical drive steam turbines		0201 .99	06/82	(?)	100.0	100.0	
Furniture and household durables		12		206.0	206.8	207.4	
Household furniture		121		229.7	230.9	231.4	
Metal household furniture		1211		209.1	209.1	209.1	
Wood household furniture		1212		252.5	252.1	251.9	
Living room furniture		01		234.6	235.3	233.9	
Table		0101 .99		232.3	235.3	234.1	
Desks		0103 .99	06/80	111.1	111.7	111.7	
Chairs		0105 .99	06/80	116.9	107.6	104.8	
Credenzas and bookcases		0106 .99	06/80	116.5	117.2	117.2	
Other nonupholstered living rm furniture		0109 .99	06/80	112.7	113.2	112.2	
Dining room furniture		02		273.5	269.1	269.6	
Table		0211 .99		272.6	269.5	271.1	
Chairs		0216 .99		289.6	281.1	282.6	
Buffets and servers		0221 .99		249.5	246.2	246.1	

See footnotes at end of table.

Table 6. Producer prices and price indexes for commodity groupings and individual items—Continued

(1967 = 100 unless otherwise indicated)

Commodity	Unit	Commodity code ¹	Other index base	Index			Price
				Apr. 1982 ²	July 1982 ²	Aug. 1982 ²	Aug. 1982
Wood household furniture—Continued		1212					
China and corner cabinets		0231 .99		267.8	(?)	266.7	
Other dining rm & kitchen furniture		0233 .99	06/80	109.0	111.3	108.8	
Bedroom furniture		03		249.9	250.7	250.7	
Beds, except bunk		0336 .99		253.8	254.0	254.0	
Headboard sets		0341 .99	06/80	113.0	113.0	113.4	
Dresser, vanities and dressing tables		0342 .99		250.1	251.8	251.2	
Night tables & stands		0344 .99	06/80	115.0	115.3	115.9	
Chests		0351 .99		245.8	246.0	246.0	
Wardrobes		0353 .99	06/80	113.0	113.9	112.8	
Other wood household furniture		04	06/80	106.4	108.4	108.4	
Unpainted wood furniture		0463 .99	06/80	109.3	109.3	109.3	
Unassembled wood household furniture		0465 .99	06/80	110.9	(?)	(?)	
Upholstered household furniture		1213		208.9	211.6	213.2	
Sofa, including sectional sofa pieces		0101 .99		(?)	211.9	213.8	
Chairs, including rockers and recliners		0111 .99		211.1	209.2	210.8	
Sofa bed, convertible	ea.	0121 .21		204.8	(?)	(?)	
Other upholstered household furniture		0131 .99	06/82	(?)	100.0	100.0	
Bedding		1214		202.2	206.8	206.8	
Box spring	ea.	0102 .14		195.9	204.5	204.5	
Mattress, innerspring	ea.	0111 .12		202.6	204.0	204.0	
Porch and lawn furniture		1215		292.6	292.6	292.6	
Commercial furniture		122		274.2	277.8	278.0	
Wood commercial furniture		1221		272.7	273.8	274.3	
Office chair, side	ea.	0101 .08		269.2	273.1	274.2	
Office chair, swivel	ea.	0111 .07		270.4	270.4	271.3	
Office desk, general purpose	ea.	0121 .11		287.1	287.1	287.1	
Office desk, executive	ea.	0131 .06		280.6	280.6	280.6	
Metal commercial furniture		1222		276.8	282.1	282.1	
File cabinets and equipment		02	06/80	117.3	119.8	119.8	
Letter filing cabinets		0201 .99		301.2	307.2	(?)	
Horizontal file cabinets		0205 .99	06/80	109.5	107.8	107.8	
Other file cabinets		0207 .99	06/80	122.6	129.1	129.1	
Other metal commercial furniture		03	06/80	116.6	118.7	118.7	
Clerical and secretarial desk		0321 .99		267.1	272.2	272.2	
Executive desks		0323 .99	06/80	125.8	125.8	(?)	
Chairs		0325 .99		254.7	259.1	(?)	
Tables & stands		0331 .99	06/80	115.0	117.1	117.1	
Misc. metal office furniture		0335 .99	06/80	117.6	121.2	121.2	
Floor coverings		123		181.1	180.1	179.4	
Soft surface floor coverings		1231		158.9	158.1	157.2	
Tufted broadloom		01		158.2	157.2	156.2	
Tufted broadloom-polyester		0159 .99	12/68	135.9	134.1	134.7	
Tufted broadloom-nylon		0161 .99		138.4	137.2	136.5	
Other soft surface floor covrgs.		02	06/80	118.1	118.3	118.3	
Bathmats and rugs 6x9 or less		0265 .99	06/80	120.6	121.1	121.1	
Hard surface floor coverings		1232		245.1	243.7	244.4	
Vinyl sheet goods, semi-permanent	sq. yd.	0141 .02		210.2	206.8	206.8	
Vinyl sheet goods, permanent	sq. yd.	0161 .03		236.8	235.5	238.1	
Household appliances		124		197.8	199.3	200.1	
Major appliances		1241		200.6	204.3	205.5	
Cooking equipment		01	.01	212.0	215.6	219.3	
Free-standing electric ranges		0111 .99		217.4	224.9	231.5	
Built-in surface cooking tops, electric		0115 .99		205.3	211.0	214.0	
Drop-in electric ranges		0117 .99	06/81	109.7	109.7	111.4	
Portable microwave ovens		0121 .99	12/78	99.2	99.8	99.8	
Free-standing gas ranges		0134 .99		234.6	237.9	245.1	
Surface cooking tops, gas		0136 .99	06/81	106.4	106.8	(?)	
Nonstandard type gas ranges		0137 .99	06/81	109.5	112.5	112.8	
Portable outdoor cooking units		0153 .99	06/81	104.7	104.7	104.7	
Laundry equipment		02		205.5	209.6	210.5	
Washing machine, automatic		0211 .99		195.7	201.1	201.4	
Electric dryers		0232 .99		224.0	226.3	228.4	
Gas dryer		0233 .99	06/80	113.5	(?)	114.4	
Refrigeration equipment		03		193.5	198.7	199.0	
Refrigerator-freezer, 14.4 cu. ft. and under		0331 .99	12/81	104.3	108.2	108.2	
Refrigerator-freezer, 19.5 cu. ft. and over		0333 .99	12/81	102.9	105.3	105.3	
Home freezer, upright type	ea.	0337 .24		198.2	198.2	199.7	
Other major appliances		04		185.5	185.3	185.7	
Dishwasher, undercounter	ea.	0441 .25		185.7	186.5	187.7	

See footnotes at end of table.

Table 6. Producer prices and price indexes for commodity groupings and individual items—Continued

(1967 = 100 unless otherwise indicated)

Commodity	Unit	Commodity code ¹	Other index base	Index			Price
				Apr. 1982 ²	July 1982 ²	Aug. 1982 ²	Aug. 1982
Major appliances—Continued		1241					
Food waste disposer	ea.	0442 .15		193.5	195.0	196.4	
Room air conditioner	ea.	0445 .23		(?)	164.3	(?)	
Sewing machines		1242					
Portable type, with imported head	ea.	0131 .14		188.8	187.9	187.9	
Vacuum cleaner		1243					
Canister type	ea.	0111 .13		161.2	153.1	154.2	
				(?)	(?)	145.1	
Small electric appliances		1244					
Toaster, automatic	ea.	0111 .08		176.7	175.6	175.6	
Frying pan, electric	ea.	0115 .20		174.8	172.6	(?)	
Can opener, electric	ea.	0118 .11	12/70	180.6	175.0	175.0	
Iron, steam and dry	ea.	0122 .05		184.7	178.0	178.0	
Shaver, men's	ea.	0123 .13		145.8	146.6	146.6	
Range hood	ea.	0127 .08	12/67	132.4	132.5	132.5	
				191.1	198.8	198.9	
Electric lamps		1245		290.3	286.8	286.8	
Home electronic equipment		125		87.9	88.2	88.0	
Radio receivers		1251					
Home radios		02	06/80	90.9	91.3	91.3	
Radio combinations, port & table		0202 .99	06/80	93.1	93.9	93.9	
Car radios		03	06/80	80.9	(?)	(?)	
				84.3	84.3	84.3	
Television receivers		1252					
Color TV receivers		02	06/80	85.8	86.1	85.6	
Color console TV receiver		0201 .99		95.3	95.4	94.8	
Color TV, table & port, over 10"-17"		0202 .99	06/80	81.5	81.3	82.1	
Color TV, table & port, over 17"		0203 .99	06/80	90.8	90.8	89.3	
				94.6	95.4	92.9	
Other home electronic equipment		1253					
Phonographs, ex. mechanical		02	06/80	96.8	97.7	97.9	
Elec. phonograph, not coin op., mono		0202 .99	06/80	107.7	110.5	110.5	
Tape recorders & players		03	06/80	113.4	120.0	120.0	
Audio tape recorder, cassette		0302 .99	12/70	110.3	110.3	110.3	
Speakers (inc. loudspeaker systems)		05	06/80	82.2	82.2	82.2	
Loudspeakers, bookshelf		0501 .99	06/80	110.4	110.7	111.0	
Loudspeakers, floor standing		0502 .99	06/80	104.4	(?)	104.9	
Loudspeakers, sold separately		0504 .99	06/80	116.8	(?)	(?)	
Microphones		0505 .99	06/80	110.2	110.2	110.5	
Public address systems		0507 .99	06/80	115.0	116.6	116.6	
				103.6	103.6	95.0	
Other household durable goods		126		285.9	283.6	287.4	
Dinnerware		1261					
Vitreous china, plate, cup, saucer	doz.	0101 .04		281.6	283.1	283.1	
Earthenware, plate, cup, saucer	doz.	0111 .04		346.7	350.2	350.2	
				314.8	314.4	314.4	
Household glassware		1262		403.2	403.2	428.5	
Household flatware		1264					
Sterling, 6 piece	setting	0111 .04		384.2	368.3	364.0	
				517.0	457.7	444.6	
Mirrors		1265					
Mirror, plate glass	ea.	0101 .05		191.0	189.9	189.9	
Lawnmowers		1266					
Rotary, hand propelled	ea.	0121 .27		229.8	230.6	234.6	
Rotary, self propelled	ea.	0122 .23		233.1	228.3	(?)	
				222.0	234.8	(?)	
Cutlery		1267					
Razor blades	per 1000	0101 .07		245.1	242.3	242.3	
Kitchen knife	doz.	0111 .03		(?)	(?)	(?)	
Household scissors	ea.	0131	12/73	331.8	322.7	322.7	
				203.0	203.0	203.0	
Metal household containers		1268					
Saucepan, aluminum	ea.	0101 .06		246.7	244.0	244.0	
Nonmetallic mineral products		13		320.2	320.3	320.4	
Glass		131					
Flat glass		1311					
Sheet, plate, and float glass		05	12/80	216.2	226.1	226.1	
.085 inch through .107 inch		0501 .99	12/80	106.6	106.6	106.6	
.108 inch through .134 inch		0502 .99	12/80	106.6	106.6	106.6	
.135 inch through .199 inch		0503 .99	12/80	99.2	99.2	(?)	
.200 inch through .240 inch		0504 .99	12/80	110.6	110.6	(?)	
				108.5	108.5	(?)	

See footnotes at end of table.

Table 6. Producer prices and price indexes for commodity groupings and individual items—Continued

(1967 = 100 unless otherwise indicated)

Commodity	Unit	Commodity code ¹	Other index base	Index			Price
				Apr. 1982 ²	July 1982 ²	Aug. 1982 ²	Aug. 1982
Flat glass—Continued		1311					
Other flat glass		07	12/80	105.4	116.0	116.0	
Tempered glass		0701 .99	12/80	104.6	116.4	116.4	
Other flat glass		0702 .99	12/80	115.6	(?)	(?)	
Concrete ingredients and related product		132		309.5	310.6	311.7	
Construction sand, gravel, & crushed sto		1321		275.6	279.8	283.2	
Sand, construction	ton	0101 .25		296.6	298.0	298.7	
Gravel, for concrete		0111 .99		288.8	292.9	294.1	
Other construction gravel, incl. asphaltic aggregate		0115 .99	06/82	(?)	100.0	99.5	
Crushed stone, for concrete	ton	0121 .08		262.1	267.6	272.3	\$4.551
Cement		1322					
Portland cement		0131 .99		341.1	337.6	335.6	
Concrete products		133		297.7	298.2	298.3	
Concrete block and brick		1331		275.2	276.1	276.2	
Structural block, aggregate		11	06/81	101.0	101.3	101.4	
Lightweight stretcher, other sizes, n.e.c.		1112 .99	06/81	102.2	102.4	102.5	
Other lightweight units, any size, n.e.c.		1113 .99	06/81	98.2	98.8	98.6	
Medium weight units		1121 .99	06/81	99.5	100.0	100.0	
Normal weight stretcher units: 8" x 8" x 16" ..		1131 .99		252.5	252.5	253.2	
Normal weight stretcher, other sizes, n.e.c.		1132 .99	06/81	101.2	101.6	101.5	
Other normal weight units, any size, n.e.c.		1133 .99	06/81	100.0	100.3	100.8	
Decorative block		21	06/81	102.3	102.8	102.8	
Decorative block		2101 .99	06/81	102.3	102.8	102.8	
Concrete brick		31	06/81	119.5	119.5	119.9	
Concrete brick		3101 .99	06/81	119.5	119.5	119.9	
Paving blocks		4101 .99	06/81	(?)	103.5	103.5	
Concrete pipe		1332		264.6	263.0	264.3	
Storm sewer pipe, reinforced		0101 .99		274.1	270.8	273.5	
Sanitary sewer pipe, reinforced		0105 .99	06/80	101.6	101.6	101.6	
Ready-mixed concrete		1333					
Ready-mixed concrete		0101 .99		305.6	306.5	305.8	
Precast concrete products		1334	06/80	111.7	112.2	112.2	
Burial vaults and boxes		0101 .99	06/80	114.3	114.3	114.6	
Concrete silo staves		0102 .99	06/80	116.7	116.5	116.5	
Other precast concrete products		0104 .99	06/80	(?)	109.0	107.7	
Prestressed concrete products		1335	06/80	112.0	111.1	112.9	
Prestressed single and double tees		0101 .99	06/80	115.0	115.0	115.8	
Prestressed concrete bridge beams		0102 .99	06/80	(?)	(?)	105.6	
Structural clay prod., ex. refractories		134		258.1	258.8	258.8	
Building brick		1341					
Building brick	per 1000	0101 .22		308.4	312.3	312.3	121.220
Clay tile		1344		207.1	203.3	203.3	
Wall tile, glazed, standard grade	sq. ft.	0131 .09		188.2	184.7	184.7	
Clay sewer pipe		1345					
Sewer pipe, vitrified clay	ft.	0101 .08		219.2	219.8	219.8	2.098
Refractories		135		338.7	340.9	341.2	
Refractories, clay		1352	12/74	223.2	224.5	224.9	
Fireclay brick	per 1000	0101 .13		366.1	366.1	369.4	614.378
Superduty fireclay brick	per 1000	0111 .12		379.6	379.6	379.6	921.893
Ladle brick	per 1000	0121 .18		300.1	300.4	296.6	493.028
High alumina brick	per 1000	0131 .12		414.7	422.1	422.1	
Castable refractories	ton	0151	12/74	191.6	191.6	194.2	324.443
Refractories, non clay		1353	12/74	201.5	203.0	203.0	
Magnesite brick	per 1000	0101 .01	12/74	179.4	186.6	186.6	2,461.250
Magnesite-chrome brick	per 1000	0111 .01	12/74	205.2	209.2	209.2	3,240.000
Basic ramming mixes	ton	0131 .01	12/74	199.1	199.1	199.1	
Asphalt roofing		136		386.7	392.3	392.5	
Prepared asphalt roofing		1361		334.5	351.9	348.4	
Shingles, strip	sq.	0102 .09		321.8	338.2	334.5	20.221
Roll roofing, smooth surfaced	sq.	0111 .11		422.8	454.4	450.4	6.705
Roll roofing, mineral surfaced	sq.	0112 .06		377.5	392.3	390.7	8.916
Other asphalt roofing		1362		565.0	529.9	543.4	

See footnotes at end of table.

Table 6. Producer prices and price indexes for commodity groupings and individual items—Continued

(1967=100 unless otherwise indicated)

Commodity	Unit	Commodity code ¹	Other index base	Index			Price
				Apr. 1982 ²	July 1982 ²	Aug. 1982 ²	Aug. 1982
Gypsum products		137		263.2	255.8	253.9	
1/2 inch regular gypsumboard		1371					
Type X gypsumboard		0111 .99		225.5	218.0	217.0	
Other gypsum products, n.e.c.		0112 .99	06/81	96.9	95.8	93.5	
Other gypsum products, n.e.c.		0113 .99	06/81	106.5	(?)	105.6	
Glass containers		138		358.1	357.4	357.3	
Glass containers		1381					
Food		0105 .99	06/82	(?)	100.1	100.0	
Beer		0123 .99	06/82	(?)	100.0	100.0	
Liquor		0131 .99		397.3	389.5	389.5	
Wine		0135 .99	06/82	(?)	100.0	100.0	
Medical and health, narrow neck		0141 .99		(?)	396.1	396.1	
Toiletries and cosmetics, narrow neck		0151 .99		(?)	394.5	394.5	
Non-alcoholic beverages		0163 .99	06/82	(?)	99.8	99.8	
Other nonmetallic minerals		139		479.1	466.4	466.2	
Building lime		1391		349.1	352.7	352.7	
Hydrated, masons	ton	0101 .09		(?)	373.1	(?)	(?)
Hydrated, finishing	ton	0102 .05		337.0	337.4	337.4	\$92.667
Insulation materials		1392		361.9	358.8	359.2	
Mineral wool for structural insulation		01		358.4	352.2	352.2	
Building batt, blankets, and rolls		0101 .99		363.4	355.2	354.7	
Loose fiber and granulated fiber		0102 .99		(?)	340.1	331.4	
Min. wool for indus. & equip. insulation		02					
Mineral wool for industrial and equipment insulation		0201 .99	12/81	107.8	108.5 ^c	108.1	
Paving mixtures and blocks		1394		593.7	573.7	573.1	
Asphalt, paving		0101 .99		808.7	774.3	774.3	
Bituminous/asphaltic concrete mixtures and blocks		0111 .99		335.4	332.3	331.1	
Nonmetallic minerals, n. e. c.		1399					
Industrial sand		01	06/82	(?)	100.0	100.1	
Glass sand		0101 .99	06/82	(?)	100.0	100.0	
Foundry sand		0111 .99	06/82	(?)	100.0	100.0	
Other industrial sand		0121 .99	06/82	(?)	100.0	100.3	
Transportation equipment		14	12/68	245.8	250.4	251.2	
Motor vehicles and equipment		141		247.2	252.5	253.3	
Motor vehicles		1411		222.5	229.3	230.2	
Passenger cars		01		209.6	215.0	216.2	
Motor trucks and truck tractors		02		272.9	285.3	285.2	
Trucks 10,000 lbs gw and under		0271 .99		254.0	266.1	266.1	
Trucks 10,001 lbs gw and over		0281 .99		301.1	(?)	301.6	
Motor coaches		03		287.2	(?)	(?)	
Motorcycles		04	12/72	157.1	157.3	157.3	
Motor vehicle parts		1412		343.8	343.8	344.4	
Truck trailers		1414	06/80	108.4	109.0	108.9	
Vans, over 10,000 lbs.		01	06/80	108.6	108.7	108.5	
Closed top vans, insul. & semi-ins.		0101 .99	06/80	106.3	106.3	106.3	
Other closed top vans		0104 .99	06/80	107.6	107.8	107.5	
Open top vans		0105 .99	06/80	107.0	107.5	108.1	
Tanks, over 10,000 lbs.		02	06/80	101.9	105.7	105.7	
Tanks for flammable liquids		0201 .99	06/80	108.8	107.8	(?)	
Other trailers and chassis, over 10,000 lb		03	06/80	113.2	114.0	114.6	
Bulk commodity trailers		0301 .99	06/80	107.1	107.0	(?)	
Platform trailers		0303 .99	06/80	112.4	113.5	113.2	
Low-bed heavy haulers		0304 .99	06/80	116.0	116.7	116.7	
Dump trailers and chassis		0305 .99	06/80	110.4	111.8	111.8	
Aircraft		142					
Fixed wing		1421					
Fixed wing, utility		11	12/68	296.6	296.6	296.6	
Boats		143	12/81	102.2	102.6	103.2	
Boats		1432					
Outboard motorboats		01	12/81	103.1	102.4	103.4	
Runabouts		0101 .99	12/81	103.1	102.5 ^c	103.4	
Inboard motorboats, incl. i.-o. houseboats		02	12/81	101.0	102.5	103.2	
Cabin cruisers, non-military		0202 .99	12/81	101.1	102.7	103.4	
Inboard-outdrive boats, except houseboats		03	12/81	101.6	101.4	101.7	

See footnotes at end of table.

Table 6. Producer prices and price indexes for commodity groupings and individual items—Continued

(1967=100 unless otherwise indicated)

Commodity	Unit	Commodity code ¹	Other index base	Index			Price
				Apr. 1982 ²	July 1982 ²	Aug. 1982 ²	Aug. 1982
Boats—Continued		1432					
Under 20 ft., L.O.A.		0301 .99	12/81	100.4	100.1	100.5	
Over 20 ft., L.O.A.		0302 .99	12/81	103.4	(?)	103.4	
All other boats		04	12/81	103.6	103.9	104.1	
Sailboats, with auxiliary power		0401 .99	12/81	102.1	103.0	102.9	
Sailboats, without auxiliary power		0402 .99	12/81	105.1	104.7	105.5	
Other boats: rowboats, canoes, skiffs, etc.		0403 .99	12/81	103.7	103.9	103.9	
Railroad equipment		144		343.5	349.3	354.7	
Miscellaneous products		15		273.2	273.8	272.4	
Toys, sporting goods, small arms, etc.		151		221.0	222.9	224.4	
Toys, games, and children's vehicles		1511		226.3	224.5	224.5	
Non-powered transportation toy	dozen	0102 .03	12/77	149.7	151.2	151.2	
Sports oriented games		0104 .02	12/77	122.9	121.2	121.2	
Toy gun	dozen	0122 .03	12/77	144.4	144.9	144.9	
Game, board	doz.	0135 .08		214.3	214.4	214.4	
Preschool toy	dozen	0143 .05	12/77	159.7	152.9	152.9	
Doll	ea.	0161 .31		182.1	181.4	181.4	
Stuffed toy	doz.	0165 .18		173.7	173.7	173.7	
Stroller	ea.	0172 .22		174.3	180.0	180.0	
Children's riding vehicles	ea.	0191 .04	12/73	243.8	246.1	246.1	
Sporting and athletic goods		1512		203.4	206.3	209.3	
Golf ball	doz.	0121 .02		91.0	(?)	(?)	
Golf club, iron	ea.	0131 .09		124.4	(?)	(?)	
Golf club, wood	ea.	0132 .11		128.4	(?)	(?)	
Baseball glove	ea.	0141 .09		191.5	191.5	191.5	
Football	ea.	0151 .06		197.7	217.0	217.0	
Bowling ball	ea.	0171 .02		173.6	173.6	173.6	
Bicycle	ea.	0181 .13		266.7	271.0	280.0	
Small arms and ammunition		1513		259.1	269.0	269.0	
Small arms		01		261.9	266.8	266.8	
Revolver	ea.	0102 .07		328.9	328.9	328.9	
Small arms ammunition		02		256.8	271.6	271.6	
Revolver cartridge, 38 special	per 1000	0222 .02		282.5	292.0	292.0	\$152.501
Rifle cartridge, center fire	per 1000	0231 .02		251.9	269.8	269.8	357.231
Rifle cartridge, rim fire	per 1000	0232 .02		256.5	264.5	264.5	23.935
Shot gun shell	per 1000	0241 .04		257.7	272.6	272.6	189.715
Tobacco products		152		306.7	311.3	311.3	
Cigarettes		1521		319.5	324.6	324.6	
Filter tip, king size	per 1000	0102 .01		311.6	317.8	317.8	16.513
Cigars		1522		179.3	176.3	176.3	
Low priced	per 1000	0101 .10		195.0	188.5	188.5	
Popular priced	per 1000	0102 .03		189.5	189.5	189.5	
Medium priced	per 1000	0103 .04		166.2	166.2	166.2	
High priced	per 1000	0104 .02		165.7	165.7	(?)	
Other tobacco products		1523		350.1	358.9	358.9	
Smoking tobacco, 1 1/2 oz. package	doz.	0101 .02		327.6	331.9	331.9	5.474
Plug chewing tobacco	lb.	0111		375.4	393.2	393.2	5.589
Snuff, 1 1/4 oz. package	1/2 gross	0121 .01		354.0	359.6	359.6	32.529
Notions		153		271.5	280.3	280.3	
Buttons and button blanks		1531		212.8	215.3	215.3	
Pin fasteners and similar notions		1532		279.9	289.7	289.7	
Safety pin	doz.	0111 .06	12/72	379.4	379.4	379.4	
Photographic equipment and supplies		154		214.2	210.6	210.6	
Photographic equipment		1541		137.4	130.3	130.3	
Photographic supplies		1542		269.8	270.5	270.5	
Mobile homes		155	12/74	162.2	162.5	162.5	
Mobile homes, single wide		1552	12/74	162.4	162.6	162.6	
Single, 12 ft. wide		01	06/81	104.5	104.8	104.8	
Single, 12 ft. wide		0101 .99	06/81	104.5	104.8	(?)	
Single, 14 ft. wide and over		02	06/81	103.7	103.5	103.5	
Length, 59 ft. and under		0201 .99	06/81	102.4	(?)	(?)	
Length, 60 to 69 ft.		0202 .99	06/81	104.0	103.8	(?)	
Length, 70 to 74 ft.		0203 .99	06/81	103.7	(?)	(?)	

See footnotes at end of table.

Table 6. Producer prices and price indexes for commodity groupings and individual items—Continued

(1967 = 100 unless otherwise indicated)

Commodity	Unit	Commodity code ¹	Other index base	Index			Price
				Apr. 1982 ²	July 1982 ²	Aug. 1982 ²	Aug. 1982
Mobile homes, single wide—Continued		1552					
Length, 75 ft. and over		0204 .99	06/81	103.2	103.5	(³)	
Mobile homes, double wide		1553	12/74	159.0	159.5	159.5	
Double, 24 ft. width		01	06/81	102.7	103.0	103.0	
Length, 49 ft. and under		0101 .99	06/81	103.0	103.0	103.0	
Length, 50 to 59 ft.		0102 .99	06/81	103.9	106.1	(³)	
Length, 60 ft. and over		0103 .99	06/81	101.9	(³)	(³)	
Double, other than 24 ft. width		02	06/81	102.8	103.0	103.0	
Other than 24 ft. width		0201 .99	06/81	102.8	103.0	(³)	
Medical devices		156	06/78	(³)	116.1	116.2	
Personal aid equipment		1561					
Electronic hearing aids		01	06/78	114.1	117.3	117.2	
Eye-glass type	each	0101 .05	06/78	111.7	115.9	114.5	
Behind-the-ear type	each	0103 .05	06/78	111.8	115.7	115.7	
In-the-ear type	each	0105 .02	06/78	117.7	119.6	119.7	
Medical instruments and equipment		1562	06/82	(³)	101.3	101.4	
Medical instruments and apparatus		0101 .99	06/82	(³)	101.5	101.7	
Industrial safety equipment		157	06/78	128.8	129.9	130.4	
Industrial safety equipment		1571					
Respiratory protective equipment		01	06/78	145.4	146.4	146.4	
Respirator, air purifier type	each	0101 .01	06/78	135.0	136.0	136.0	
Respirator, supplied air type	each	0103 .03	06/78	146.9	147.7	147.7	
Self-contained breathing apparatus	each	0105 .03	06/78	175.0	176.5	176.5	
Eye and face protective equipment		02	06/78	127.5	128.6	130.3	
Safety glasses, clear, less sideshields	pair	0201 .02	06/78	126.5	127.4	127.4	
Goggles, industrial safety	each	0202 .02	06/78	119.4	123.4	114.8	
Face shield	each	0203 .05	06/78	124.6	126.9	134.4	
Welder's helmet	each	0204 .02	06/78	135.2	136.2	142.5	
Emergency eye wash and shower	each	0205 .03	06/78	124.1	123.5	123.5	
Hearing protective equipment		03	06/78	122.8	123.1	123.1	
Hearing protector, ear muff type	each	0301 .02	06/78	123.4	124.0	124.0	
Hearing protector, plug type	pair	0303 .01	06/78	122.3	122.3	122.3	
Guards, mechanical power press		04	06/78	118.9	120.5	120.5	
Light curtains	each	0403 .02	06/78	104.8	104.8	104.8	
Vertical moving gate	each	0404 .02	06/78	141.7	141.7	141.7	
Miscellaneous types, power press guards	each	0411 .01	06/78	128.7	128.7	128.7	
Protective clothing		05	06/78	134.9	136.5	136.5	
Safety cap or hat	each	0501 .03	06/78	122.7	125.6	125.6	
Welder's gloves, leather	pair	0503 .01	06/78	147.1	147.4	147.4	
First aid kits		06					
First aid kit	each	0601 .02	06/78	129.3	131.1	131.5	
Alarms, electronic		07					
Back-up alarm, electronic, automatic	each	0701 .02	06/78	118.0	118.0	118.0	
Other miscellaneous products		159		334.1	333.1	326.5	
Caskets		1591		209.5	217.5	217.5	
Cloth-covered wood casket	ea.	0102 .07	12/68	194.6	194.6	194.6	
Hardwood casket	ea.	0103 .06	12/68	264.4	270.3	270.3	
Steel, other than stainless casket	ea.	0104 .07	12/68	192.2	201.3	201.3	
Matches		1592		221.6	232.2	232.2	
Musical instruments		1593		219.6	221.8	223.2	
Electric guitar	each	0104 .02	12/78	(³)	111.8	(³)	
Drum set	each	0106	12/78	124.5	140.7	140.7	
Piano, over 37"	each	0107 .06	12/78	131.3	133.4	133.4	
Organ, excluding pipe organ	ea.	0109 .26		178.9	176.2	178.9	
Jewelry and jewelry products		1594	12/78	150.2	149.5	144.4	
Jewelry, platinum and karat gold		02	12/78	167.8	166.3	163.5	
Ring, ladies' high fashion	each	0201 .05	12/78	160.6	163.1	160.9	
Ring, wedding, gold	each	0205 .02	12/78	190.4	190.6	181.1	
Earrings, ladies', 14 karat gold	pair	0207 .04	12/78	170.6	168.5	167.6	
Other precious metal jewelry		03	12/78	164.6	164.6	161.4	
Ring, sterling, ladies' and men's	various	0301 .03	12/78	(³)	189.6	189.6	
Bracelet, ladies', gold filled	each	0303 .02	12/78	148.8	149.5	144.4	
Costume jewelry		04	12/78	123.3	126.8	126.1	
Ring, ladies', costume	various	0401 .01	12/78	104.9	104.9	(³)	
Earrings, children's, costume	doz. pair	0403 .04	12/78	133.1	132.3	121.8	
Necklace, ladies', costume	various	0404 .01	12/78	98.3	111.9	(³)	
Watchband, metal, men's and women's	each	0409 .01	12/78	(³)	158.6	(³)	
Jeweler's materials and findings		05	12/78	155.5	150.5	126.5	
Finding, gold filled	various	0503 .03	12/78	150.2	149.2	149.6	
Diamonds and lapidary work		06					

See footnotes at end of table.

Table 6. Producer prices and price indexes for commodity groupings and individual items—Continued

(1967 = 100 unless otherwise indicated)

Commodity	Unit	Commodity code ¹	Other index base	Index			Price
				Apr. 1982 ²	July 1982 ²	Aug. 1982 ²	Aug. 1982
Jewelry and jewelry products—Continued		1594					
Diamond, .25 carat	each	0601	12/78	99.9	98.3	98.3	
Pens and pencils		1595		189.2	163.3	163.3	
Black lead pencil	gross	0125 .02		221.6	221.6	221.6	
Watches and clocks		1596		189.1	188.5	188.5	
Wristwatch, women's imported movement, 1	7 jew/quartz	0132 .15		203.9	205.0	205.0	
Wrist watch, men's, imported movement	ea.	0133 .12		168.8	163.9	163.9	
Brushes		1597		213.0	231.6	231.6	
Personal brushes		02		131.7	171.5	171.5	
Toothbrush	doz.	0245 .05		111.7	182.9	182.9	
Hairbrush	doz.	0246 .03		153.9	159.3	159.3	
Household maintenance brushes		03		272.0	281.0	281.0	
Scrub	doz.	0351 .03		291.2	308.0	308.0	
Bowl, twisted-in-wire	doz.	0352 .01		249.6	249.6	249.6	
Industrial brushes		04		250.6	263.2	263.2	
Floor sweep (pushbroom)	doz.	0455 .08		230.3	242.4	242.4	
Fire extinguishers		1599		237.0	237.0	241.9	
Pressurized dry chemicals type, hand	ea.	0173 .11		221.8	221.8	227.2	

¹ Indexes with a commodity point code of .99 are calculated by a revised methodology. See "Technical Note on Data from the Producer Price Index Revision" at the back of this publication.

² Data for April 1982 have been revised to reflect the availability of late reports and corrections by respondents. All data are subject to revision 4 months after original publication. Data are not seasonally adjusted.

³ Not available.

⁴ Prices for all items in this grouping are lagged 1 month.

⁵ Regional refined petroleum product prices and price indexes are presented in table 7. ⁶ Prices for some items in this grouping are lagged 1 month.

⁷ This grouping excludes fabricated wire products, which had been included in the discontinued code 10-13 and which are now grouped in code 10-88.

n.e.c. = Not elsewhere classified.
c = corrected.

Note: Titles of some commodities are not shown in this table because they fail to meet our publication criteria.

Table 7. Producer prices and price indexes for refined petroleum products by region

(Price per gallon; July 1975 = 100 unless otherwise indicated)

Commodity code	Commodity and region	Other index base	Index			Price Aug. 1982
			Apr. 1982 1/	July 1982 1/	Aug. 1982 1/	
0571	Gasoline	1967	635.2	686.2	694.9	
02	Regular	Feb/73	578.6	629.8	637.8	
0201 .06	Dealer tank-wagon to retail outlets	Feb/73	524.6	566.0	573.6	\$1.014
01	New England		262.3	273.5	283.2	1.036
02	Middle Atlantic		261.5	269.4	273.3	.989
03	South Atlantic		260.2	278.5	282.3	1.005
04	East North Central		258.0	282.6	284.3	1.029
05	West South Central		262.4	292.2	292.9	.990
06	East South Central		257.2	285.7	287.6	1.016
07	West North Central		257.8	287.2	289.2	1.032
08	Mountain		270.8	281.6	289.0	1.011
09.01	Pacific		268.3	282.9	291.7	1.037
0202 .07	Sales to jobbers	Feb/73	661.7	730.2	738.4	.992
01	New England		288.1	306.0	309.6	.993
02	Middle Atlantic		284.9	301.5	305.1	.963
03	South Atlantic		281.8	313.7	313.2	.986
04	East North Central		274.6	310.4	315.4	1.008
05	West South Central		279.0	312.9	313.5	.974
06	East South Central		282.8	310.9	313.0	.993
07	West North Central		277.2	314.7	320.0	1.013
08	Mountain		283.2	294.2	300.9	.979
09.01	Pacific		286.3	309.1	319.4	1.014
0203 .07	Commercial consumers	Feb/73	614.0	665.2	674.7	1.016
01.01	New England		282.0	292.6	298.4	1.028
02.01	Middle Atlantic		288.3	297.4	299.2	1.004
03.01	South Atlantic		278.8	297.6	302.2	1.014
04.01	East North Central		263.2	282.4	284.6	1.014
05.01	West South Central		264.6	295.9	293.9	.982
06.01	East South Central		265.5	293.9	292.9	1.017
07.01	West North Central		254.1	281.6	285.2	1.040
08.01	Mountain		267.5	271.6	281.4	1.013
09.01	Pacific		275.9	292.8	304.1	1.062
03	Premium	Feb/73	532.7	565.7	573.1	
0301 .06	Dealer tank-wagon to retail outlets	Feb/73	497.9	525.9	534.2	1.118
01	New England		272.7	283.7	287.3	1.110
02	Middle Atlantic		273.4	276.8	282.3	1.102
03	South Atlantic		267.6	283.3	286.9	1.115
04	East North Central		260.3	279.1	280.8	1.107
05	West South Central		272.7	299.4	300.0	1.106
06	East South Central		268.2	292.5	288.5	1.116
07	West North Central		261.9	285.7	284.7	1.113
08	Mountain		266.9	271.5	286.5	1.141
09	Pacific		274.0	285.2	293.9	1.137
0302 .07	Sales to jobbers	Feb/73	613.0	655.1	662.8	1.082
01	New England		291.7	298.0	303.0	1.083
02	Middle Atlantic		292.3	300.6	304.9	1.052
03	South Atlantic		289.9	316.0	316.9	1.094
04	East North Central		284.2	306.6	316.1	1.096
05	West South Central		288.9	312.6	311.0	1.058
06	East South Central		285.7	311.6	312.6	1.087
07	West North Central		(3)	299.7	307.2	1.090
08	Mountain	2/	282.6	294.7	298.0	1.034
09.01	Pacific		290.9	314.7	324.2	1.101
0303 .08	Commercial consumers	Feb/73	607.1	656.5	654.3	1.101
01.01	New England		306.1	315.2	313.7	1.125
02.01	Middle Atlantic	2/	300.9	312.0	306.7	1.101
03.01	South Atlantic		284.9	301.6	306.6	1.126
04.01	East North Central		276.8	309.3	306.4	1.166
05	West South Central	2/	275.8	300.9	297.8	1.067
06	East South Central		271.5	302.4	297.5	1.090
07	West North Central		(3)	(3)	(3)	(3)
08.01	Mountain		(3)	(3)	(3)	(3)
09.01	Pacific		281.8	296.8	296.5	1.097
04	Unleaded gasoline	Jun/77	225.8	242.1	245.0	
0401	Dealer tank-wagon to retail outlets	Jun/77	221.9	234.6	238.1	1.070
01	New England	Jun/77	223.7	232.9	236.8	1.073
02	Middle Atlantic	Jun/77	222.1	228.5	231.8	1.044
03	South Atlantic	Jun/77	221.1	234.8	237.7	1.066
04	East North Central	Jun/77	215.1	232.4	233.5	1.083
05	West South Central	Jun/77	218.7	239.4	241.2	1.068
06	East South Central	Jun/77	217.0	237.6	240.0	1.083
07	West North Central	Jun/77	214.9	235.8	237.0	1.097
08	Mountain	Jun/77	224.8	230.0	237.0	1.066
09	Pacific	Jun/77	231.2	239.1	246.3	1.074
0402	Sales to jobbers	Jun/77	230.0	250.3	252.8	1.035
01	New England	Jun/77	236.9	245.9	248.3	1.027
02	Middle Atlantic	Jun/77	234.8	243.3	245.4	1.001
03	South Atlantic	Jun/77	232.6	253.8	254.0	1.031
04	East North Central	Jun/77	226.9	250.4	253.3	1.049
05	West South Central	Jun/77	226.4	249.0	252.6	1.028
06	East South Central	Jun/77	230.2	252.3	251.9	1.033
07	West North Central	Jun/77	225.9	253.1	256.2	1.054
08	Mountain	Jun/77	234.6	243.1	248.8	1.022
09	Pacific	Jun/77	232.4	250.8	259.1	1.052
0403	Commercial consumers	Jun/77	227.8	246.3	247.3	1.038
01	New England	Jun/77	236.8	245.6	247.4	1.055
02	Middle Atlantic	Jun/77	233.1	239.8	239.6	1.017
03	South Atlantic	Jun/77	228.2	246.0	246.4	1.043
04	East North Central	Jun/77	234.9	255.4	255.9	1.079
05	West South Central	Jun/77	216.0	246.8	242.5	.990
06	East South Central	Jun/77	220.5	242.1	242.9	1.046
07	West North Central	Jun/77	227.5	243.5	248.6	1.047
08	Mountain	2/	222.5	226.6	233.1	1.036
09	Pacific	Jun/77	237.6	247.6	258.0	1.079

See footnotes at end of table.

Table 7. Producer prices and price indexes for refined petroleum products by region—Continued

(Price per gallon; July 1975 = 100 unless otherwise indicated)

Commodity code	Commodity and region	Other index base	Index			Price Aug. 1982
			Apr. 1982 ^{1/}	July 1982 ^{1/}	Aug. 1982 ^{1/}	
0572	Light distillates	1967	1009.1	983.3	982.0	
0201 .07	Kerosene to resellers	Feb/73	770.7	810.8	811.0	1.030
01	New England		324.8	346.7	344.2	1.078
02	Middle Atlantic	2/	330.0	345.0	345.5	1.058
03	South Atlantic		327.4	346.0	348.0	1.039
04	East North Central		336.5	355.1	353.9	1.034
05	West South Central		339.1	347.0	335.5	.969
06	East South Central		335.6	333.0	332.5	.934
07	West North Central		318.8	347.0	341.1	.986
08	Mountain	2/	325.1	327.9	333.3	.991
09.01	Pacific	2/	310.5	292.5	307.5	.965
0301 .07	Commercial jet fuel, kerosene base	Feb/73	856.2	818.1	816.7	.958
01	New England		357.6	345.0	345.9	.997
02	Middle Atlantic		358.4	340.9	339.9	.927
03	South Atlantic		373.2	354.8	353.8	.942
04	East North Central		336.1	323.8	322.8	.958
05	West South Central		386.1	364.9	365.3	.924
06	East South Central		365.8	340.2	336.4	.981
07	West North Central		358.3	343.1	341.7	.959
08	Mountain		355.6	343.0	342.8	.994
09	Pacific		367.5	354.9	354.7	.986
0573	Middle distillates	1967	953.6	1020.8	1018.5	
0201 .07	Fuel oil no. 2 to resellers	Feb/73	764.5	841.1	837.7	.970
01	New England		306.7	339.2	337.9	.979
02	Middle Atlantic		298.6	341.7	339.5	.983
03	South Atlantic		314.6	340.9	336.2	.966
04	East North Central		314.2	347.4	349.8	.974
05	West South Central		320.6	339.6	344.1	.950
06	East South Central		320.5	340.9	340.2	.960
07	West North Central		317.3	347.1	344.7	.956
08	Mountain	2/	326.2	326.5	328.0	.926
09.01	Pacific		330.8	320.0	315.7	.889
0301 .08	Diesel to commercial consumers	Feb/73	773.5	794.8	795.1	.949
01.01	New England		320.1	333.8	334.1	1.007
02.01	Middle Atlantic		306.1	317.8	317.7	.972
03.01	South Atlantic		318.0	322.7	323.4	.950
04.01	East North Central		305.7	327.4	326.0	.969
05.01	West South Central		288.6	303.3	301.0	.930
06.01	East South Central		303.8	318.0	318.7	.943
07.01	West North Central		309.7	329.9	328.5	.956
08.01	Mountain		337.9	328.8	329.6	.940
09.01	Pacific		305.2	300.1	303.1	.931
0574	Residual fuels	1967	1182.7	1246.9	1250.0	
0401	Containing 0.3% or less sulfur	Dec/80	129.4	128.0	127.9	1.141
02	Middle Atlantic		(3)	(3)	(3)	(3)
04	East North Central		(3)	(3)	(3)	(3)
05	West South Central		(3)	(3)	(3)	(3)
07	West North Central		(3)	(3)	(3)	(3)
08	Mountain		(3)	(3)	(3)	(3)
09	Pacific		(3)	(3)	(3)	(3)
0501	Containing 0.31 to 1.0% sulfur	Dec/80	97.3	100.4	107.0	.702
02	Middle Atlantic		(3)	(3)	(3)	(3)
03	South Atlantic		(3)	(3)	(3)	(3)
04	East North Central		(3)	(3)	(3)	(3)
05	West South Central		(3)	(3)	107.4	.767
06	East South Central		(3)	(3)	(3)	(3)
07	West North Central		(3)	(3)	(3)	(3)
08	Mountain		(3)	(3)	(3)	(3)
09	Pacific		(3)	(3)	(3)	(3)
0601	Containing more than 1% sulfur	Dec/80	94.7	104.2	100.2	.599
02	Middle Atlantic		(3)	(3)	(3)	(3)
03	South Atlantic		(3)	(3)	(3)	(3)
04	East North Central		(3)	104.3	98.9	.512
05	West South Central		(3)	100.7	(3)	(3)
06	East South Central		(3)	(3)	(3)	(3)
07	West North Central		(3)	(3)	(3)	(3)
08	Mountain		(3)	(3)	(3)	(3)
09	Pacific		101.4	(3)	(3)	(3)

¹ Data for April 1982 have been revised to reflect the availability of late reports and corrections by respondents. All data are subject to revision 4 months after original publication. All prices are lagged 1 month. Data are not seasonally adjusted.

² Caution should be used in interpreting month-to-month changes because of low response rates, which ranged from 30 to 60 percent for these indexes.

³ Not available.

Table 8. Producer price indexes for special commodity groupings¹

(1967 = 100 unless otherwise indicated)

Commodity grouping	1981		1982		
	Annual average	August	April ²	July ²	August ²
All commodities except farm products	295.7	298.7	300.9	304.1	304.3
All foods	251.8	253.7	254.7	256.8	255.9
Processed foods	252.1	255.0	255.1	259.8	258.9
Industrial commodities less fuels and related products and power	263.7	266.1	272.3	272.7	272.7
Selected textile mill products (Dec. 1975 = 100)	135.8	137.2	139.0	137.5	137.6
Hosiery	134.3	135.3	138.0	138.5	138.5
Underwear and nightwear	203.4	204.7	215.9	218.0	218.1
Chemicals and allied products, including synthetic rubber and synthetic fibers	278.4	284.0	285.6	283.0	283.4
Pharmaceutical preparations	186.9	188.4	204.5	205.7	207.2
Lumber and plywood ³	303.0	306.2	290.5	294.6	289.2
Steel mill products, including fabricated wire products	337.6	344.9	352.2	348.7	348.4
Finished steel mill products, excluding fabricated wire products	336.2	343.3	351.0	347.7	347.3
Finished steel mill products, including fabricated wire products	336.2	343.3	351.0	347.4	347.0
Special metals and metal products	279.4	281.9	285.6	286.3	286.6
Fabricated metal products	280.0	283.1	290.8	294.0	293.9
Copper and copper products	203.8	206.2	191.6	179.5	180.1
Machinery and motive products	256.7	258.6	269.6	272.8	273.3
Machinery and equipment, except electrical	288.5	291.7	304.6	307.2	307.7
Agricultural machinery, including tractors	297.3	298.2	319.0	320.5	321.5
Metalworking machinery	329.7	331.4	348.8	352.7	353.2
Numerically controlled machine tools (Dec. 1971 = 100)	239.3	241.8	239.9	239.6	239.6
Total tractors	324.7	327.8	352.4	354.2	354.8
Industrial valves	315.9	319.8	331.1	329.2	329.2
Industrial fittings	302.1	303.0	309.1	310.2	310.2
Construction materials	283.0	285.5	288.2	289.0	288.2
Agricultural machinery and equipment, less parts	289.8	291.1	310.3	311.8	312.5
Farm and garden tractors, less parts	300.1	301.4	323.5	324.2	324.8
Agricultural machinery excluding tractors, less parts	295.2	295.8	315.6	317.7	319.0

¹ These indexes are calculated by combining the indexes listed below by commodity code after each special commodity grouping. The weights are those used for the comprehensive All Commodities index.

² Data for April 1982 have been revised to reflect the availability of late reports and corrections by respondents. All data are subject to revision 4 months after original publication.

All commodities except farm products: 02 through 15

All foods: 011, 017, and 02 less 0261, 0262, and 029

Processed foods: 02 less 0261, 0262, and 029

Industrial commodities less fuels and related products and power: 03, 04, and 06 through 15

Selected textile mill products: 0327, 03370105, 03370107, 03370109, 03370111, 034, 03810155, 03810172, 03810173, 03810239, 03810272, 03810274, 03810364, 038201, 038202, 03830322, 03830342, and 1231

Hosiery: 03810172, 03810173, 03810272, and 03810364

Underwear and nightwear: 03810174, 03810175, 03810176, 03810177, 03810178, 03810274, 03810275, 03810276, 03810277, 03810278, 03810368, and 03810369

Chemicals and allied products, including synthetic rubber and synthetic fibers: 031, 06 less 064, and 071102

Pharmaceutical preparations: 0634, 0635, and 0636

Lumber and plywood³: 081 and 083

Steel mill products, including fabricated wire products: 1017 and 1088

Finished steel mill products, excluding fabricated wire products: 1017 less 101701 and 101702

Finished steel mill products, including fabricated wire products: 1017 and 1088 less 101701 and 101702

Special metals and metal products: 10, 111, and 141

Fabricated metal products: 103, 104, 105, 106, 107, and 108

Copper and copper products: 10220123, 10220124, 10220125, 102301, 10240301, 10240302, 10240304,

10240305, 102502, and 102601

Machinery and motive products: 11 and 14

Machinery and equipment, except electrical: 111, 112, 113, 114, 116, 118, and 119

Agricultural machinery, including tractors: 1111 and 1112 less 111151 and 111251

Metalworking machinery: 1132, 113304, 1137, and 1138

Numerically controlled machine tools: 11371111, 11371112, 11371411, and 113716

Total tractors: 1111 and 1128 less 111151, 112802, and 112803

Industrial valves: 11490101 through 11490106, 11490116 through 11490119, and 11490121 through 11490127

Industrial fittings: 11490111 through 11490115

Agricultural machinery and equipment, less parts (old commodity code 111): 111 less 111151 and 111251

Farm and garden tractors, less parts (old commodity code 1111): 1111 less 111151

Agricultural machinery excluding tractors, less parts (old commodity code 1112): 1112 less 111251

Construction materials: 0621, 0721, 0811, 08120171, 082, 083, 092, 101502, 10170399, 10170499, 10170611, 10170627, 10250101, 10250103, 10250104, 10250105, 10250121, 10250123, 10250155, 10250254, 10251993, 10260106, 10260107, 10260109, 10260111, 10260267, 10260271, 104101, 105, 106, 1071, 10730101, 10730106, 10730111, 10730112, 10730113, 10730114, 10730115, 10730155, 10730157, 107402, 107403, 107404, 10740501, 10740731, 10740781, 10740782, 10740791, 10810246, 10830201, 10830203, 10830205, 10830207, 10830209, 10830211, 10830301, 10830321, 10830323, 10830325, 10830329, 10830351, 10830361, 10880211, 10880213, 10880721, 10880961, 10890533, 1142, 1147, 11490102, 11490106, 11490112, 11490115, 11710109, 11710111, 11710112, 11710113, 11710115, 11710116, 11710117, 11710118, 11710119, 11710121, 11710265, 11710266, 11710267, 11710273, 11710274, 1232, 131105, 132, 133, 134, 136, 137, 1391, 1392, and 1393

³ Formerly entitled: Lumber and wood products, excluding millwork

Phase-out of the Industry Sector Price Indexes

Effective with the introduction of data for January 1983 from the Producer Price Index Revision (PPIR), selected Industry Sector Price Indexes (ISPI's) will be deleted from tables 9 and 10 of this publication for those industries which also appear in table 4, "Producer price indexes for the net output of selected industries and their products."

The PPIR sample reflected in table 4 is designed as an improvement of, and replacement for, the indexes in tables 9 and 10. The table 4 indexes are based on a large statistical sample of producers and products within the specified industries, while the original samples for the indexes in tables 9 and 10 were smaller, nonstatistical, commodity-oriented samples which were not restricted to the specified industry.

All ISPI's whose movements are currently deter-

mined by corresponding series from the Producer Price Index Revision system (as now indicated by an appropriate footnote after their titles in table 9 or 10) will be dropped from these tables next January. Remaining ISPI's will be dropped from these tables at 6-month intervals thereafter, as improved data become available. Tables 9 and 10 will eventually be discontinued; table 4 will be the primary vehicle for releasing industry-oriented price data.

As indexes are deleted from tables 9 and 10, the historical data will be incorporated into the PPIR system. This will be accomplished by rebasing the old indexes to the base period of the corresponding PPIR indexes. These rebased historical data will be available later this year upon request.

Table 9. Producer price indexes for the output of selected SIC industries

(1967=100 unless otherwise indicated)

Industry	1972 SIC code	Other index base	Index				
			1981		1982		
			Annual average	Aug.	Apr. ¹	July ¹	Aug. ¹
Mining industries							
Iron ore	1011	12/75	167.6	168.1	171.3	177.1	177.1
Mercury ores	1092	12/75	346.0	365.4	327.0	306.2	287.5
Bituminous coal and lignite	1211		493.7	503.4	527.9	533.5	534.7
Crude petroleum and natural gas	1311		898.6	900.3	893.3	925.3	926.7
Construction sand and gravel ²	1442		277.4	278.2	292.6	295.3	296.5
Kaolin and ball clay	1455	06/76	138.7	137.1	151.7	151.7	151.7
Manufacturing industries							
Meatpacking plants ²	2011		243.1	250.9	254.0	258.4	253.0
Sausages and other prepared meat products	2013		241.4	254.0	253.0	272.2	275.4
Creamery butter	2021		274.8	273.7	275.3	275.0	276.3
Cheese, natural and processed ²	2022	12/72	215.7	214.5	216.5	218.6	218.8
Ice cream and frozen desserts	2024	12/72	211.9	212.7	214.2	213.6	213.6
Canned fruits, vegetables, preserves, jams and jellies ²	2033		248.5	252.9	262.3	265.5	263.2
Dried and dehydrated fruits, vegetables, and soup mixes	2034	12/73	177.6	178.7	181.5	180.4	180.0
Flour and other grain mill products	2041	12/71	196.0	191.0	192.5	185.5	180.2
Rice milling	2044		277.2	284.3	177.9	177.6	183.0
Prepared animal feeds ²	2048	12/75	124.5	124.8	115.4	115.4	113.3
Raw cane sugar mills ²	2061		273.5	254.6	242.9	311.5	318.1
Beet sugar processing ²	2063		314.3	287.5	269.7	290.5	297.4
Chewing gum	2067		308.8	303.2	303.4	303.3	304.7
Cottonseed oil mills	2074		199.0	206.0	164.7	174.6	173.1
Soybean oil mill products ²	2075		245.8	245.8	225.8	224.1	205.5
Animal and marine fats and oils	2077		288.0	294.1	273.3	264.3	242.4
Malt	2083		282.5	286.1	259.1	259.8	259.8
Distilled liquor, except brandy	2085	12/75	134.7	135.5	140.2	139.8	140.4
Canned and cured fish and seafoods	2091	12/73	187.8	188.4	188.2	187.8	184.3
Fresh or frozen packaged fish and seafoods	2092		369.1	347.1	432.2	418.9	426.2
Roasted coffee ²	2095	12/72	238.1	235.7	250.6	247.0	246.4
Macaroni, spaghetti, vermicelli, and noodles	2098		252.0	259.5	259.5	259.5	259.5
Cigarettes	2111		277.7	278.3	319.8	324.9	324.9
Cigars	2121		170.0	169.7	179.6	176.6	176.6
Tobacco (chewing and smoking) and snuff	2131		320.7	321.3	349.4	358.3	358.3
Broadwoven fabric mills, cotton ²	2211	12/72	232.7	237.4	226.3	222.0	221.7
Broadwoven fabric mills, synthetic fibers and silk ²	2221	12/77	136.7	139.3	139.2	137.5	137.1
Women's hosiery, except socks	2251	12/75	113.5	115.0	116.2	117.0	117.0
Knit underwear mills ²	2254		210.2	210.8	226.0	230.8	231.1
Circular knit fabric mills ²	2257	06/76	110.9	112.0	110.2	108.6	108.7
Finishers of broadwoven fabrics of cotton	2261	06/76	144.9	146.2	141.6	140.2	139.8
Finishers of broadwoven fabrics of man-made fiber and silk	2262	06/76	126.5	127.8	128.5	126.7	128.7
Tufted carpets and rugs ²	2272		154.2	157.4	156.1	156.1	155.4
Yarn spinning mills: cotton, man-made fibers and silk	2281	12/71	221.7	225.4	214.4	213.7	213.2
Yarn texturizing, throwing, twisting, and winding mills	2282	06/76	139.3	146.8	151.0	149.0	140.4
Thread mills	2284	06/76	151.4	151.1	156.7	156.5	158.0
Cordage and twine	2298	12/77	134.8	134.3	141.0	141.0	141.0
Men's and boys' suits and coats ²	2311		224.0	226.2	234.4	237.2	239.8
Men's and boys' shirts and nightwear	2321		209.5	210.6	217.3	216.0	216.1
Men's, youths', and boys' underwear ²	2322		230.6	230.8	247.4	251.2	251.2
Men's and boys' neckwear	2323	12/75	114.6	113.9	117.3	121.3	121.3
Men's and boys' separate trousers	2327		186.2	186.4	184.1	195.6	195.6
Men's and boys' work clothes	2328		248.6	251.1	255.2	252.9	253.1
Women's and misses' blouses and waists	2331	06/78	120.6	121.2	126.5	123.6	123.8
Women's, misses' and juniors' dresses ²	2335	12/77	121.3	124.3	122.9	123.7	123.6
Women's and children's underwear and nightwear ²	2341	12/72	169.7	170.6	175.0	179.4	179.4
Brassieres and allied garments ²	2342	12/75	136.7	138.8	148.8	148.4	148.4
Children's dresses and blouses	2361	12/77	120.9	121.7	122.2	119.4	120.3
Dress and work gloves, except knit and all-leather	2381		289.3	289.2	295.5	294.5	298.2
Leaves and related products	2394	12/77	132.0	133.1	145.7	143.8	143.8
Automotive and apparel trimmings	2396	12/77	131.0	131.0	131.0	131.0	131.0
Sawmills and planing mills ²	2421	12/71	228.2	231.2	218.8	221.6	217.5
Softwood veneer and plywood	2436	12/75	142.0	139.6	129.1	129.6	126.7
Structural wood members ²	2439	12/75	156.6	156.9	153.4	154.5	155.1
Wood pallets and skids	2448	12/75	152.5	152.9	145.9	144.1	143.8
Mobile homes ²	2451	12/74	156.9	158.3	163.0	163.4	163.4
Particleboard	2492	12/75	173.6	173.6	178.2	175.4	174.5

See footnotes at end of table.

Table 9. Producer price indexes for the output of selected SIC industries—Continued

(1967 = 100 unless otherwise indicated)

Industry	1972 SIC code	Other index base	Index				
			1981		1982		
			Annual average	Aug.	Apr. ¹	July ¹	Aug. ¹
Manufacturing industries—Continued							
Wood household furniture, except upholstered ²	2511	12/71	197.4	199.2	207.4	208.1	208.0
Wood household furniture, upholstered ²	2512	12/71	174.0	175.1	181.8	184.1	185.5
Mattresses and bedspings	2515		192.3	194.6	205.7	210.1	210.4
Wood office furniture	2521		254.2	254.7	270.8	272.0	272.4
Pulp mills	2611	12/73	252.4	251.3	253.6	238.5	237.2
Paper mill products, except building paper ²	2621	12/74	156.2	157.4	181.3	160.7	159.9
Paperboard mills	2631	12/74	151.7	152.4	152.8	149.1	149.4
Sanitary paper products	2647		343.4	344.3	344.5	346.4	349.2
Sanitary food containers	2654		244.8	252.9	259.9	261.4	261.4
Fiber cans, drums, and similar products	2655	12/75	163.0	163.2	176.5	176.7	177.5
Alkalies and chlorine ²	2812	12/73	305.9	310.4	322.0	324.4	325.8
Plastics materials and resins ²	2821	06/76	150.8	155.6	152.6	150.2	150.8
Synthetic rubber ²	2822		293.3	299.4	306.6	301.8	299.9
Synthetic organic fibers, except cellulosic ²	2824		155.6	160.3	162.5	160.5	159.5
Nitrogenous fertilizers ²	2873	12/75	142.8	143.9	141.7	136.1	136.0
Phosphatic fertilizers ²	2874		254.1	260.0	258.2	256.6	248.7
Fertilizers, mixing only ²	2875		270.7	273.0	278.7	278.6	277.9
Explosives ²	2892		311.9	319.8	327.2	318.4	324.8
Petroleum refining	2911	06/76	294.4	297.5	267.4	281.4	283.7
Paving mixtures and blocks ²	2951	12/75	194.3	196.3	197.1	194.8	194.4
Asphalt felts and coatings	2952	12/75	176.9	182.3	188.1	171.3	171.1
Tires and inner tubes ²	3011	12/73	215.8	215.5	216.7	221.7	226.2
Rubber and plastic footwear ²	3021	12/71	184.4	185.4	189.0	187.0	186.8
Reclaimed rubber	3031	12/73	194.1	200.3	209.2	207.7	207.4
Miscellaneous plastic products	3079	06/78	128.9	130.2	133.2	132.6	132.7
Leather tanning and finishing ²	3111	12/77	150.7	148.5	146.8	147.5	146.5
Men's footwear, except athletic ²	3143	12/75	169.3	171.4	174.9	171.6	175.5
Women's footwear, except athletic ²	3144		217.1	217.8	217.0	216.3	220.6
Women's handbags and purses ²	3171	12/75	155.5	158.4	158.4	158.5	157.8
Flat glass ²	3211	12/71	175.3	180.0	177.5	187.7	187.7
Glass containers ²	3221		328.6	335.4	358.0	357.3	357.2
Cement, hydraulic ²	3241		329.6	331.6	341.1	337.8	336.0
Brick and structural clay tile	3251		296.5	298.9	303.4	307.2	307.2
Ceramic wall and floor tile	3253	12/75	133.4	132.1	140.6	138.0	138.0
Clay refractories	3255		310.2	312.3	355.2	357.2	357.7
Structural clay products, n.e.c.	3259		222.6	223.9	215.9	216.4	216.5
Vitreous plumbing fixtures	3261		254.9	259.6	261.8	264.2	263.9
Vitreous china table and kitchen articles	3262		335.0	336.6	346.5	349.8	349.8
Fine earthenware (whiteware) table and kitchen articles	3263		309.1	309.6	314.9	314.8	314.8
Pottery products, n.e.c.	3269	12/75	160.1	160.7	164.0	164.7	164.7
Concrete block and brick ²	3271		270.4	274.0	276.5	277.1	277.4
Ready-mixed concrete ²	3273		298.7	300.0	303.9	305.4	304.8
Lime	3274	12/75	172.5	173.9	186.3	188.1	188.3
Gypsum products ²	3275		256.9	258.9	262.5	256.5	254.3
Abrasive products ²	3291	12/71	232.9	235.1	250.2	252.0	252.3
Nonclay refractories	3297	12/74	185.3	189.7	202.3	203.8	203.8
Blast furnaces and steel mills ²	3312		342.8	350.0	356.1	352.9	352.8
Electrometallurgical products	3313	12/75	121.8	121.5	120.3	120.4	121.4
Cold finishing of steel shapes ²	3316		316.2	325.7	327.1	325.2	325.6
Steel pipe and tubes ²	3317		341.5	350.6	365.9	364.0	361.6
Grey iron foundries ²	3321	12/68	299.7	299.9	311.9	311.3	311.3
Primary smelted and refined zinc ²	3333		326.3	353.8	273.4	266.4	277.0
Primary aluminum ²	3334		333.1	334.4	312.4	305.7	308.0
Rolling, drawing and extruding of copper ²	3351		212.3	212.9	196.4	189.2	190.1
Aluminum sheet, plate and foil ²	3353	12/75	175.8	177.4	179.9	178.2	177.1
Aluminum extruded products	3354	12/75	180.1	181.3	180.2	179.5	178.9
Aluminum rolling and drawing, N.E.C. ²	3355	12/75	159.1	157.2	162.9	164.7	164.5
Metal cans ²	3411		305.1	306.7	318.6	318.6	318.0
Hand saws and saw blades	3425	12/72	201.4	204.2	215.3	221.0	221.2
Metal sanitary ware ²	3431		265.5	269.7	275.8	276.1	276.9
Automotive stampings	3465	12/75	146.0	146.4	144.3	153.0	153.3
Small arms ammunition	3482	12/75	159.0	159.9	166.3	175.9	175.9
Steel springs, except wire ²	3493		245.9	248.9	254.3	253.1	253.5
Valves and pipe fittings, except plumbers' brass goods	3494	12/71	248.9	251.0	260.3	260.1	260.1

See footnotes at end of table.

Table 9. Producer price indexes for the output of selected SIC industries—Continued

(1967=100 unless otherwise indicated)

Industry	1972 SIC code	Other index base	Index				
			1981		1982		
			Annual average	Aug.	Apr. ¹	July ¹	Aug. ¹
Manufacturing Industries—Continued							
Fabricated pipe and pipe fittings ²	3498		361.3	370.0	385.5	383.8	385.6
Internal combustion engines, n.e.c.	3519		311.9	314.2	334.2	339.6	343.8
Construction machinery ²	3531	12/76	156.8	159.5	164.3	166.5	166.7
Mining machinery and equipment ²	3532	12/72	282.5	285.3	302.4	304.0	303.4
Oilfield and gasfield machinery ²	3533		395.8	406.5	439.3	438.4	439.6
Elevators and moving stairways ²	3534		253.9	252.8	271.8	275.5	275.5
Metal forming machine tools ²	3542	12/71	306.9	309.5	325.2	333.6	333.6
Power driven hand tools ²	3546	12/76	147.3	148.4	154.7	157.4	157.5
Textile machinery ²	3552	12/69	243.5	245.4	256.2	259.8	258.9
Woodworking machinery ²	3553	12/72	225.0	225.4	234.7	230.0	230.6
Scales and balances, except laboratory ²	3576		226.2	226.6	229.6	231.9	231.9
Carburetors, pistons, piston rings and valves	3592	06/76	178.0	181.3	192.8	196.6	197.2
Power, distribution, and specialty transformers ²	3612		209.9	212.8	223.3	224.7	226.0
Welding apparatus, electric	3623	12/72	227.5	229.6	237.6	236.9	237.5
Household cooking equipment ²	3631	12/75	141.2	141.5	146.2	148.2	150.4
Household refrigerators and home and farm freezers	3632	06/76	132.8	135.5	142.5	145.5	145.9
Household laundry equipment ²	3633	12/73	174.3	174.6	186.9	189.1	189.7
Household vacuum cleaners	3635		159.1	158.8	165.4	158.4	159.4
Sewing machines	3636	12/75	146.8	153.8	154.3	153.7	153.0
Electric lamps	3641		277.3	280.0	296.6	291.9	291.9
Noncurrent-carrying wiring devices	3644	12/72	249.6	253.8	260.0	260.7	260.3
Commercial lighting fixtures ²	3646	12/75	154.8	155.5	163.5	166.5	165.9
Lighting equipment, n.e.c.	3648	12/75	155.9	161.3	170.9	171.1	171.2
Electron tubes, receiving type	3671		309.7	327.5	374.5	376.0	376.0
Semiconductors and related devices ²	3674		90.9	89.2	89.5	90.8	90.5
Electronic capacitors ²	3675	12/75	170.3	170.8	167.6	166.7	166.2
Electronic resistors ²	3676	12/75	141.4	142.5	144.4	144.4	144.6
Electronic connectors ²	3678	12/75	154.9	155.8	156.4	157.6	160.9
Primary batteries, wet and dry ²	3692		182.2	182.7	195.5	196.3	196.3
Motor vehicles and passenger car bodies ²	3711	12/75	150.3	150.1	154.9	159.7	160.3
Jewelry, precious metal	3911	12/78	181.1	168.2	164.4	163.1	160.3
Jewelers' findings and material and lapidary work	3915	12/78	149.4	138.5	130.5	127.2	115.3
Musical instruments	3931	12/78	122.0	122.7	127.5	128.8	129.6
Dolls	3942	12/75	131.3	130.9	136.8	136.5	136.5
Games, toys, and children's vehicles, except dolls and bicycle	3944		221.3	222.0	234.1	231.8	231.8
Carbon paper and inked ribbons	3955	12/75	138.5	140.6	140.3	140.5	140.5
Costume jewelry and costume novelties	3961	12/78	124.7	120.6	126.7	129.8	129.0
Burial caskets	3995	06/76	139.5	140.6	145.3	150.8	150.8
Hard surface floor coverings	3996	12/75	151.8	153.6	156.1	155.0	155.7

¹ Data for April 1982 have been revised to reflect the availability of late reports and corrections by respondents. All data are subject to revision 4 months after original publication. Data are not seasonally adjusted.

² These indexes are calculated by a revised methodology. See "Technical Note on Data from the Producer Price Index Revision" at the back of this

publication. Effective with the January 1983 issue, these indexes will be deleted from this table because corresponding indexes appear in table 4.

³ Not available.

n.e.c. = Not elsewhere classified.

Table 10. Producer price indexes for the output of selected census product classes

(1967 = 100 unless otherwise indicated)

Product class	1972 Census code	Other index base	Index					
			1981		1982			
			Annual average	Aug.	Apr. ¹	July ¹	Aug. ¹	
METAL MINING	10							
Treated iron ores, including washed material	10112	12/75	168.0	168.7	(²)	177.2	177.2	
Mercury metal	10923	12/75	346.0	365.4	327.0	306.2	287.5	
BITUMINOUS COAL AND LIGNITE MINING	12							
Bituminous coal and lignite	12110	12/75	133.3	135.9	141.9	143.2	143.4	
OIL AND GAS EXTRACTION	13							
Crude petroleum, including lease condensate	13111	12/75	306.0	303.5	273.4	273.7	273.7	
Natural gas production and disposition	13115	12/75	461.9	471.1	541.1	585.9	587.8	
Natural gas liquids and residue gas, n.e.c.	13210	12/75	417.8	426.1	489.5	530.0	531.7	
Residue gas shipped	13213	06/77	269.6	274.9	315.8	342.0	343.1	
MINING AND QUARRYING OF NONMETALLIC MINERALS, EXCEPT FUELS	14							
Crude kaolin and ball clay	14551	06/76	138.7	137.1	(²)	151.7	151.7	
Prepared kaolin and ball clay	14552	06/76	138.7	137.1	(²)	151.7	151.7	
Washed, dried or concentrated phosphate rock	14752	12/75	116.6	118.5	118.5	114.5	114.5	
FOOD AND KINDRED PRODUCTS	20							
Beef, not canned or made into sausage ²	20111		253.1	258.8	264.3	260.9	251.3	
Veal, not canned or made into sausage ²	20112		(²)	169.8	171.6	172.3	166.8	
Pork, fresh and frozen ²	20114		194.4	209.0	204.6	222.7	224.5	
Lard ²	20115		302.3	313.8	305.7	311.7	319.0	
Pork, processed or cured, including frozen ²	20116		236.8	245.7	263.3	284.0	294.7	
Sausage and similar products, not canned ²	20117		249.6	260.6	259.5	278.3	279.1	
Pork, processed or cured, not made in meatpacking plants	20136		234.4	245.4	260.2	280.1	291.6	
Sausage & similar products, not made in meatpacking plants	20137		253.6	269.0	259.2	280.5	279.9	
Canned meats, not made in meatpacking plants	20138		235.7	243.7	240.4	254.9	254.9	
Young chickens incl. broilers, fryers, roasters & capons.	20161		(²)	201.9	177.8	191.3	182.7	
Turkeys	20163		191.2	202.1	174.0	188.7	189.8	
Creamery butter	20210		225.6	224.8	225.8	225.9	227.4	
Natural cheese, exc. cottage cheese ²	20221		316.6	316.0	318.9	319.4	319.6	
Process cheese and related products ²	20222	12/72	213.4	213.2	217.3	218.6	218.6	
Canned milk products (consumer type cans)	20232		307.6	307.5	311.9	311.9	311.9	
Ice cream and ices	20240		232.9	233.6	235.7	235.1	(²)	
Packaged fluid milk and related products	20262		194.5	194.3	197.5	198.2	198.3	
Canned fruits (except baby foods) ²	20331		243.2	244.9	254.9	258.2	255.8	
Canned vegetables (except hominy and mushrooms) ²	20332		217.4	222.7	226.0	228.6	226.4	
Canned hominy and mushrooms ²	20333	12/75	150.8	154.2	143.6	137.8	138.8	
Canned fruit juices, nectars, concentrates ²	20334		328.1	336.0	341.0	340.4	341.6	
Canned vegetable juice ²	20335		255.9	256.4	278.5	284.7	283.5	
Catsup and other tomato ²	20336		239.8	242.6	271.6	277.3	274.1	
Jams, jellies, and preserves ²	20338		282.0	290.2	287.8	305.1	293.8	
Dried fruits and vegetables, except soup mixes	20341		337.7	340.2	346.4	344.1	343.4	
Pickles and other pickled products ²	20352	12/75	155.0	156.8	163.0	163.4	163.3	
Frozen dinners, beef, pork, poultry pies, nationality foods	20382	12/75	177.4	177.4	182.9	183.2	183.2	
Wheat flour, except flour mixes	20411	12/71	188.8	186.3	183.6	180.1	175.2	
Wheat mill products other than flour	20412		201.4	163.3	205.6	164.5	148.1	
Milled rice and byproducts	20440		277.3	284.3	177.9	177.6	183.0	
Cookies and ice cream cones	20522		(²)	330.2	334.6	322.0	322.0	
Sugar cane mill products and by-products ²	20610		272.7	253.8	242.2	310.6	317.1	
Refined beet sugar and by-products ²	20630		310.6	283.0	266.4	287.2	294.0	
Chocolate coatings	20661		274.3	274.5	265.4	253.3	250.1	
Chewing gum and chewing gum base	20670		329.3	321.7	321.7	321.7	321.7	
Cottonseed oil, crude	20741		134.9	148.8	112.3	117.9	115.1	
Cottonseed cake and meal and other byproducts	20744		239.8	242.8	190.3	211.6	216.6	
Soybean oil ²	20751		195.5	195.9	177.9	181.6	166.5	
Soybean cake, meal and other byproducts ²	20752		273.8	274.6	252.0	249.6	230.2	
Linseed oil	20761	12/75	103.0	104.9	92.7	92.4	91.6	
Vegetable oils (other than cottonseed, soybean, and linseed)	20762		213.5	224.7	173.4	175.2	172.2	
Grease and inedible tallow	20771		326.1	340.5	315.2	306.9	280.2	
Meat meal and tankage	20772		257.2	260.5	240.9	228.7	212.1	
Animal and marine oil mill products, including foots	20773		274.7	265.5	254.1	240.8	221.8	
Margarine	20792		233.8	233.8	236.4	239.3	237.1	
Canned beer ²	20821	12/75	(²)	138.8	142.8	143.8	144.4	

See footnotes at end of table.

Table 10. Producer price indexes for the output of selected census product classes—Continued

(1967 = 100 unless otherwise indicated)

Product class	1972 Census code	Other index base	Index				
			1981		1982		
			Annual average	Aug.	Apr. ¹	July ¹	Aug. ¹
FOOD AND KINDRED PRODUCTS—Continued							
Malt and malt byproducts	20						
Bottled liquors, except brandy	20830		282.5	286.1	259.1	259.8	259.8
Flavoring sirups for use by soft drink bottlers	20853		174.6	175.6	181.6	181.0	181.8
Canned and cured seafood, including soup (except frozen)	20873	12/68	187.0	188.2	189.0	189.9	189.9
	20910		371.3	374.0	368.1	368.1	360.0
Fresh packaged fish and other seafood	20922		370.1	329.1	510.6	391.3	419.2
Frozen packaged fish, excluding shellfish	20923	12/75	166.6	167.9	173.3	174.7	174.3
Frozen packaged shellfish and other seafood, including soup	20924	12/75	145.8	132.2	176.5	177.8	181.0
Roasted coffee, whole bean or ground ²	20951	12/72	248.5	245.0	261.2	256.0	254.7
Concentrated (instant) coffee ²	20952		286.0	286.4	301.4	300.4	301.4
Macaroni, spaghetti, and noodles	20980		252.0	259.4	259.4	259.4	259.4
Tea in consumer packages	20995	12/75	157.2	158.5	156.5	156.5	156.5
TOBACCO MANUFACTURES							
	21						
Cigarettes	21110		276.9	277.5	319.5	324.6	324.6
Cigars	21210		169.7	169.3	179.3	176.3	176.3
Chewing and smoking tobacco and snuff	21310		321.9	322.5	350.7	359.7	359.7
TEXTILE MILL PRODUCTS							
	22						
Cotton sheeting and allied fabrics (gray goods) ²	22112	12/72	185.9	187.6	179.7	178.9	177.7
Cotton print cloth yarn fabrics (gray goods) ²	22113	12/72	339.6	342.5	335.5	325.3	323.7
Finished cotton broadwoven fab. (made in weav. mills) ²	22117		305.6	305.2	301.6	296.6	296.3
Sheets and pillowcases made from cotton ²	22118		192.1	(⁹)	204.5	199.8	202.8
Cotton towels and washcloths (made in weaving mills) ²	22119		(⁹)	346.8	352.0	334.4	334.4
100% filament fabrics (gray goods) ²	22212		191.7	190.7	191.0	183.2	181.0
100% spun polyester blends with cotton (gray goods)	22214	12/75	143.3	147.2	147.1	147.0	146.9
Finished syn. fiber & silk fabrics- made in weaving mills ²	22218	12/72	155.2	159.2	160.4	159.4	161.0
Finished wool apparel fabrics	22313	12/75	156.9	158.3	160.5	157.7	157.7
Women's finished seamless hosiery, full length & knee length	22513		102.2	103.5	104.0	104.9	104.9
Men's finished seamless hosiery	22522	12/75	141.3	141.9	148.2	147.9	147.9
Sweaters, knit jackets and jersey	22531		152.7	154.7	158.0	158.9	160.1
Knit outerwear sport shirts	22532		215.0	218.4	225.7	217.7	218.3
Women's and children's knit underwear ²	22542		205.1	205.5	212.8	213.3	215.2
Warp knit underwear and nightwear finished fabric ²	22582	12/75	137.0	138.5	137.4	137.0	137.0
Finished cotton broadwoven fab. (not fin. in weaving mills)	22617		310.0	312.5	300.8	298.0	296.5
Finished manmade fiber&silk fab. (not fin. in weaving mills)	22628	12/72	154.9	157.1	156.1	153.8	157.5
Tufted carpets and rugs - primary production ²	22720		154.3	157.1	156.8	156.8	156.0
Carded cotton yarns	22811	12/71	245.2	245.9	224.9	223.3	223.0
Combed cotton yarns	22812		240.6	240.3	221.8	219.4	219.4
Rayon and/or acetate spun yarns	22813	12/71	252.0	259.1	261.9	262.4	261.3
Spun noncellulosic fiber and silk yarns	22814		166.8	171.0	164.3	164.4	164.4
Rewound,plied,etc.,yarns other than wool	22822	12/76	149.4	155.6	153.4	153.4	153.4
Textured, crimped, or bulked filament yarns	22824	12/75	112.3	118.8	123.2	121.3	112.9
Wool yarns,except carpet,including yarns spun and finished.	22831	12/75	188.9	192.1	190.1	181.4	180.5
Finished thread for industrial or manufacturers' use	22842		267.7	266.6	279.3	278.9	279.0
Hard fiber cordage and twine	22981		306.3	304.7	320.1	320.1	320.1
Soft fiber cordage and twine (except cotton)	22982	12/75	147.7	146.9	154.3	154.3	154.3
Cotton cordage and twine.	22983	12/77	135.9	135.2	142.0	142.0	142.0
APPAREL AND OTHER TEXTILE PRODUCTS							
	23						
Men's suits ²	23111		214.5	215.5	225.2	228.1	229.5
Men's tailored dress, sport coats and jackets ²	23113	12/73	155.3	157.6	161.0	164.5	165.7
Men's & boys' dress & sport shirts,except knit sport shirts	23214		209.2	210.5	217.5	215.5	215.5
Men's and boys' underwear ²	23221		231.9	232.1	253.0	257.0	257.0
Men's, youths' and boys' neckwear	23230	12/75	114.7	(⁹)	117.3	121.3	121.3
Men's and boys' dress & sport trousers & dress shorts	23271		177.9	177.9	184.1	185.9	185.9
Men's and boys' outerwear, n.e.c.	23292		228.3	232.1	235.9	235.9	235.9
Women's, misses' & juniors' blouses & shirts, except knit	23317	12/75	141.1	141.5	147.0	145.0	145.0
Womens dresses-priced per unit ²	23351	12/75	124.7	128.6	127.5	128.5	128.4
Women's, misses' and juniors' suits	23372	12/71	115.3	115.3	115.3	115.3	115.5
Women's, misses' and juniors' skirts and jackets	23374	12/71	124.0	123.8	129.8	128.5	128.5
Women's, misses' & juniors' outerwear, n.e.c.	23393		177.5	179.1	204.2	183.9	186.9
Women's and children's underwear ²	23412	12/72	201.8	202.2	209.3	209.7	209.7
Women's and children's nightwear ²	23413		156.4	157.8	160.1	168.1	168.1
Brassieres ²	23421	12/75	132.9	135.2	147.0	147.0	147.0
Corsets, girdles, combinations and accessories ²	23422	12/75	142.3	144.0	151.0	150.1	150.1

See footnotes at end of table.

Table 10. Producer price indexes for the output of selected census product classes—Continued

(1967 = 100 unless otherwise indicated)

Product class	1972 Census code	Other index base	Index				
			1981		1982		
			Annual average	Aug.	Apr. ¹	July ¹	Aug. ¹
APPAREL AND OTHER TEXTILE PRODUCTS—Continued							
Hats and hat bodies(except cotton and millinery)	23						
23521	12/77	132.2	133.4	133.4	133.4	137.4	
Work gloves & mittens, made from woven knit fabrics	23812	311.5	311.3	317.6	316.3	310.8	
23926		(⁹)	(⁹)	246.5	247.4	237.4	
Bedspreads and bedsets (not made in weaving mills)	23928	186.0	(⁹)	198.0	193.5	196.4	
23940	12/77	131.9	133.1	145.7	143.7	143.7	
Canvas products							
LUMBER AND WOOD PRODUCTS, EXCEPT FURNITURE							
24							
Hardwood lumber ²	24211	12/75	152.4	154.2	155.6	156.6	154.3
24212	12/75	165.3	167.6	157.3	160.3	156.4	
Softwood lumber ²	24262	241.1	244.3	246.1	249.4	252.6	
Hardwood dimension stock, furniture parts, & vehicle stock.	24313	369.8	371.8	367.3	367.3	369.3	
24314	12/71	215.5	216.0	221.0	220.4	220.4	
Wood window and door frames							
Doors wood, interior and exterior	24316	12/75	162.0	150.5	158.3	176.3	169.7
24341	12/71	182.5	185.4	190.3	190.3	190.3	
Wood mouldings, except prefinished mouldings	24351	12/71	180.3	185.7	186.2	181.7	181.7
24480		190.0	190.4	181.2	178.6	178.4	
Wood kitchen cabinets, stock line	24491	12/67	281.2	282.7	285.2	285.2	285.2
24521	12/75	169.1	173.6	176.0	176.0	176.0	
Hardwood plywood	24920	153.4	153.1	157.4	154.4	153.1	
24996	12/75	183.1	186.7	187.7	192.5	197.8	
Pallets and skids							
Wirebound boxes made from lumber, veneer and plywood							
Components for stationary buildings							
Particleboard							
Fabricated hardboard products							
FURNITURE AND FIXTURES							
25							
Wood living room, library, sunroom, and hall furniture ²	25112	226.9	228.9	237.7	237.7	236.2	
25113		254.1	257.2	268.6	269.6	270.5	
Wood dining room and kitchen furniture, except cabinets ²	25115	236.1	237.5	248.6	249.3	249.3	
25120		(⁹)	(⁹)	209.2	211.7	213.4	
Wood bedroom furniture ²							
Upholstered wood household furniture ²	25143	277.6	270.6	289.4	289.4	289.4	
25151		184.8	188.8	202.5	203.9	203.9	
Metal porch, lawn, and outdoor furniture	25152	199.5	203.6	221.2	224.5	224.5	
25153		179.0	182.5	195.9	204.5	204.5	
Innerspring mattresses, other than crib size	25154	199.6	200.5	204.7	(⁹)	(⁹)	
25210		255.1	255.5	271.8	272.9	273.3	
Other mattresses, including crib mattresses	25221	242.6	245.3	256.8	260.2	260.2	
25221							
Bedsprings							
Convertible sofas							
Wood office furniture							
Metal office seating, including upholstered ²							
PAPER AND ALLIED PRODUCTS							
26							
Special alpha and dissolving woodpulp	26111	12/73	247.8	245.2	261.3	249.5	249.5
26112	12/73	262.8	262.9	253.7	234.9	232.5	
Other pulp, including pulpmill byproducts, except tall oil.	26211	307.9	309.2	321.0	318.3	318.3	
26213	12/73	216.4	214.8	227.2	226.4	225.6	
Newsprint ²	26214	12/73	236.2	241.0	240.5	240.1	237.3
26217	12/75	149.4	150.8	148.2	142.4	144.3	
Clay coated printing and converting paper ²	26218	12/75	146.8	149.7	152.4	150.9	150.6
26311	12/75	149.2	150.9	151.1	146.4	146.4	
Book paper, uncoated ²	26312	12/75	170.4	171.3	171.8	172.0	174.8
26313	12/75	145.2	147.6	146.9	138.9	138.9	
Unbleached kraft packaging/industrial converting paper ²							
Packaging/indust. converting paper, exc. unbleached kraft ²							
Unbleached kraft packaging/industrial converting paperboard							
Bleached packaging & industrial converting paperboard							
Semichemical paperboard							
Combination furnish paperboard							
Gummed products							
26413	12/75	161.3	162.9	185.5	165.5	165.5	
26431	12/75	(⁹)	167.6	(⁹)	157.2	(⁹)	
Grocers' & variety bags (paper) & wardrobe, shopping	26471	340.9	343.4	349.4	362.1	377.6	
26472		348.8	349.3	349.2	349.8	351.0	
Sanitary napkins and tampons							
Sanitary tissue health products							
Milk and other beverage cartons							
26541		246.1	257.5	275.8	281.5	281.5	
26542		227.0	233.5	234.3	234.3	234.3	
Cups and liquid-tight containers	26543	257.2	265.1	267.6	267.6	267.6	
26551		304.3	305.5	329.6	329.6	329.6	
Other sanitary food containers, boards, and trays	26552	12/75	161.9	161.8	175.6	175.6	176.7
26611		242.5	245.2	242.0	249.7	259.7	
Paperboard fiber drums with metal, wood, or paperboard ends							
Fiber cans, tubes, and similar fiber products							
Insulating board							
CHEMICALS AND ALLIED PRODUCTS							
28							
Chlorine, compressed or liquefied ²	28121	12/73	209.2	206.7	210.6	217.4	213.1
28123	12/73	359.2	367.8	405.3	385.2	394.1	
Sodium hydroxide (caustic soda) ²	28161	12/75	161.3	169.4	169.4	170.9	170.9
28162	12/75	124.1	126.7	120.1	116.7	112.9	
Titanium pigments	28193	12/73	247.6	247.0	266.2	274.4	266.5
28194	12/73	237.9	237.3	251.3	251.7	246.1	
Other white opaque pigments	28195	12/74	(⁹)	(⁹)	211.2	214.4	(⁹)
28196	12/73	270.9	277.6	303.4	306.9	307.7	
Sulfuric acid							
Inorganic acids, except nitric, sulfuric, and phosphoric							
Aluminum oxide							
Other aluminum compounds							

See footnotes at end of table.

Table 10. Producer price indexes for the output of selected census product classes—Continued

(1967 = 100 unless otherwise indicated)

Product class	1972 Census code	Other index base	Index				
			1981		1982		
			Annual average	Aug.	Apr. ¹	July ¹	Aug. ¹
CHEMICALS AND ALLIED PRODUCTS—Continued							
28							
Potassium/sodium compounds (exc.bleaches, alkalies/alums)	28197	12/73	369.3	378.5	394.1	393.8	392.8
Thermoplastic resins and plastics materials ²	28213	12/75	156.8	162.6	154.7	150.7	151.8
Thermosetting resins and plastics materials ²	28214	12/75	149.1	151.4	153.5	154.7	154.7
Synthetic rubber ²	28220		294.2	300.2	308.0	303.1	301.0
Rayon yarn, viscose and cuprammonium processes	28232		274.8	284.8	282.2	279.0	280.2
Synthetic organic medicinal chemicals in bulk ²	28331	12/71	163.4	164.7	166.8	166.6	166.6
Household detergents	28412		235.6	237.0	249.7	248.0	248.2
Soaps, except specialty cleaners, household	28413		259.9	260.9	271.9	271.9	271.9
Shaving preparations ²	28441	12/71	184.5	182.0	217.6	229.1	233.9
Perfume, cologne and toilet water ²	28442		239.2	253.0	280.5	273.9	281.6
Other toiletries ²	28445	12/71	173.2	177.7	186.5	191.7	191.9
Cyclic intermediates	28651	12/73	432.6	443.5	401.4	396.3	391.6
Cyclic (coal tar) crudes	28655	12/75	245.3	252.6	222.9	211.8	212.3
Miscellaneous acyclic chemicals/chemicals products, ex.urea	28692	12/73	336.3	344.9	330.3	320.5	321.5
Synthetic, compound ammonia, nitric acid ²	28731	12/75	126.4	129.4	130.8	126.8	126.3
Urea ²	28732	12/75	140.6	143.2	133.4	119.5	121.6
Phosphoric acid ²	28741	12/76	171.6	181.0	175.2	174.4	169.7
Superphosphate, phosphatic fert. materials ²	28742		259.2	265.0	263.8	259.9	248.9
Mixed fertilizers, made in plant ²	28743		250.5	249.2	253.0	252.7	251.5
Mixed fertilizers, mixing only ²	28752		266.7	267.8	275.0	274.9	274.1
Explosives (except government owned plants) ²	28921		321.0	331.7	337.8	327.9	336.3
Gelatin, except ready-to-eat desserts	28994	12/75	92.5	93.0	120.5	93.0	93.0
PETROLEUM REFINING AND RELATED INDUSTRIES							
29							
Gasoline	29111		720.9	723.8	634.0	684.6	693.4
Jet fuel	29112		1051.3	1065.1	1030.5	984.7	983.0
Kerosene	29113	12/75	323.8	326.8	302.0	317.7	317.8
Distillate fuel oil	29114		1049.9	1068.4	946.3	1013.0	1010.6
Residual fuel oil	29115		1238.9	1246.3	1182.6	1246.8	1249.9
Liquefied refinery gases (feed stock and other uses)	29116	12/75	266.6	262.0	210.7	213.4	227.7
Unfinished oils and lubricating oil base stock	29118		874.8	(?)	888.3	886.3	886.3
Asphalt	29119		789.7	(?)	808.7	774.3	774.3
Paving mixtures and blocks ²	29510		413.1	417.4	417.9	412.8	411.8
Roofing asphalts and pitches, coatings, and cements	29522	12/75	221.3	232.8	218.0	204.5	209.7
Asphalt and tar roofing and siding products	29523	12/75	162.8	166.7	151.7	159.6	158.0
RUBBER AND MISCELLANEOUS PLASTICS PRODUCTS							
30							
Passenger car pneumatic tires ²	30111	12/73	209.7	206.6	213.6	214.8	215.2
Truck/bus tires ²	30112	12/73	221.6	225.2	218.4	223.6	232.2
Other pneumatic and all solid tires ²	30113	12/73	216.2	216.9	222.6	221.7	222.4
Tread rubber, tire sundries, and repair materials ²	30115	12/73	233.6	236.6	240.6	240.6	240.7
Reclaimed rubber	30310	12/73	195.3	201.6	210.8	209.1	208.9
Rubber and plastics belts and belting, flat	30411	12/75	165.3	169.1	176.9	171.3	168.9
Rubber hose, mandrel made and all hydraulic	30413	12/75	143.6	141.7	165.4	169.8	168.8
Rubber hose, long length nonhydraulic	30414	12/75	173.9	178.2	186.2	188.7	186.4
Rubber heels and soles	30696	12/71	275.6	270.9	290.4	277.3	277.4
Druggist and medical sundries	30697	12/75	156.7	156.3	168.8	168.8	168.8
Consumer and commercial plastics products, n.e.c.	30790	12/75	145.7	147.9	150.4	150.8	151.1
Unsupported plastics film, sheets, rods, and tubes	30791	12/70	198.8	200.7	207.9	206.9	206.7
Foamed plastic products	30792	06/78	135.5	137.2	145.3	142.9	141.9
Laminated sheets, rods, and tubes	30793	12/70	188.6	196.5	189.7	188.8	188.8
Packaging and shipping containers	30794	06/78	131.4	131.4	137.7	137.6	137.8
Industrial plastics products, except belting	30795	06/78	131.5	131.7	136.5	137.4	137.4
Construction plastics products	30796	12/75	128.0	130.3	123.0	121.3	122.3
Regenerated cellulosic products, except rayon	30798	12/70	259.1	262.6	276.0	273.5	273.5
LEATHER AND LEATHER PRODUCTS							
31							
Finished cattle hide and kip side leathers ²	31111		324.7	318.4	313.6	315.4	313.0
Finished sheep and lamb leathers ²	31113	12/69	283.2	300.6	297.2	304.5	304.5
STONE, CLAY, GLASS, AND CONCRETE PRODUCTS							
32							
Other flat glass-from glass made in same estab ²	32114	12/75	150.3	153.5	153.9	168.3	168.3
Glass containers ²	32210		328.7	335.5	358.1	357.4	357.3
Cement, hydraulic (including cost of shipping containers) ²	32410		329.5	331.5	341.1	337.7	335.8
Brick, except ceramic glazed and refractory	32511		300.2	302.8	308.4	312.3	312.3
Clay floor and wall tile, including quarry tile	32530		178.5	176.7	188.2	184.7	184.7

See footnotes at end of table.

Table 10. Producer price indexes for the output of selected census product classes—Continued

(1967 = 100 unless otherwise indicated)

Product class	1972 Census code	Other index base	Index					
			1981		1982			
			Annual average	Aug.	Apr. ¹	July ¹	Aug. ¹	
STONE, CLAY, GLASS, AND CONCRETE PRODUCTS—Continued	32							
Clay refractories	32550		312.2	313.7	359.4	361.5	362.1	
Vitrified clay sewer pipe and fittings	32591		214.9	217.5	219.2	219.8	219.8	
Vitreous & semivitreous plumbing fixtures, accessories	32610		255.7	260.4	262.4	264.8	264.6	
Vitreous china & porcelain table & kitchen articles	32620		335.0	336.6	346.7	350.2	350.2	
Earthenware (semivitreous) table and kitchen articles	32630		310.1	311.1	314.8	314.4	314.4	
Pottery products, n.e.c., including china decorating	32690	12/75	160.0	160.5	163.9	164.6	164.6	
Concrete block and brick ²	32710		270.1	274.1	275.9	276.8	276.9	
Ready-mixed concrete ²	32730		299.9	301.2	305.5	306.5	306.8	
Lime (including cost of shipping containers)	32740		337.6	340.3	365.3	368.7	368.7	
Gypsum building materials	32751		254.6	253.5	261.8	255.6	253.5	
Nonmetallic artificial sized grains ²	32911		333.8	329.5	350.0	350.0	350.0	
Nonmetallic bonded abrasive products ²	32912		296.0	298.2	322.2	322.9	323.6	
Nonmetallic coated abr prods & buffing wheels ²	32913	12/71	214.0	215.5	232.9	234.8	234.8	
Metal abrasives, incl scouring pads ²	32914	12/76	129.8	132.1	135.8	135.8	136.4	
Mineral wool for structural insulation	32961	12/75	158.9	157.2	177.6	174.4	174.8	
Nonclay refractories, except dead-burned magnesia	32970	12/74	184.8	189.5	201.5	203.0	203.0	
PRIMARY METAL INDUSTRIES	33							
Other steel mill products, except wire products ²	33120		357.1	363.8	363.9	363.7	363.7	
Coke oven and blast furnace products ²	33121		365.9	374.5	373.0	372.7	371.8	
Steel ingots and semifinished shapes and forms ²	33122		358.9	369.7	370.4	370.1	369.2	
Tin mill products, hot rolled sheets and strip ²	33123		323.3	330.2	336.3	332.1	332.6	
Hot rolled bars, plates and structural shapes ²	33124		354.9	358.6	368.9	363.5	361.9	
Steel wire (made in steel mills) ²	33125		337.3	349.6	353.3	352.9	353.0	
Steel pipe and tubes (made in steel mills) ²	33126		343.3	352.5	368.0	367.9	367.9	
Cold rolled steel sheets and strip (made in steel mills) ²	33127		318.4	327.7	329.0	328.8	328.8	
Cold finished steel bars (made in steel mills) ²	33128		321.2	332.4	330.4	331.0	331.0	
Ferromanganese	33131		286.9	288.9	286.5	286.5	286.5	
Ferrochrome	33132		311.5	313.9	313.1	313.1	313.1	
Ferrosilicon	33133		324.2	319.4	313.1	313.1	319.4	
Ferrous wire rope & strand (made in wire drawing plants) ²	33151		326.0	326.4	346.9	334.2	331.5	
Steel nails and spikes (made in wire drawing plants) ²	33152		353.3	362.9	364.4	363.1	362.0	
Steel wire (made in wire drawing plants) ²	33155		339.6	353.8	356.6	354.4	354.3	
Cold rolled steel sheets & strip (not made in steel mills) ²	33167		317.5	326.8	328.2	327.2	327.0	
Cold finished steel bars (not made in steel mills) ²	33168		315.4	326.1	326.0	322.0	323.4	
Steel pipe and tubes (not made in steel mills) ²	33176		343.2	352.4	367.9	365.9	363.3	
Standard malleable iron castings ²	33221	12/75	156.2	157.1	162.1	164.6	164.7	
Primary refined copper ²	33312		207.3	212.8	187.4	170.4	170.9	
Refined primary lead	33323		275.2	330.6	198.3	198.3	194.7	
Primary refined zinc ²	33334		310.2	336.4	260.0	253.3	263.4	
Aluminum ingot, primary ²	33347		336.0	336.3	315.7	311.7	311.9	
Precious metals (primary smelting)	33395		897.1	767.3	668.9	626.4	610.3	
Secondary copper ²	33412		206.1	208.8	179.2	167.5	163.3	
Secondary lead ²	33413		362.1	415.9	321.5	321.0	317.4	
Secondary zinc ²	33414	12/71	269.2	282.9	232.5	236.2	241.4	
Secondary aluminum ²	33417	12/71	284.5	277.0	234.4	223.4	218.6	
Copper and copper-base alloy, rod, bar and shapes ²	33513	12/75	137.5	138.5	123.9	118.8	119.8	
Copper and copper-base alloy sheet, strip and plate ²	33514	12/75	144.7	146.6	142.7	138.9	138.8	
Copper and copper-base alloy pipe and tube ²	33515	12/75	152.2	151.5	140.7	135.5	134.6	
Aluminum plate ²	33531	12/75	196.5	200.7	204.0	204.0	204.0	
Aluminum sheet ²	33532	12/75	176.3	177.8	181.8	180.5	180.1	
Plain aluminum foil ²	33533		203.0	205.8	214.3	214.1	211.7	
Extruded aluminum rod, bar and other extruded shapes	33541		298.8	299.9	295.9	294.5	293.9	
Aluminum extruded and drawn tube	33542	12/75	176.5	178.8	182.7	182.0	179.6	
Nickel and nickel-base alloy mill shapes (including monel)	33561	12/75	189.8	189.9	184.1	184.1	184.1	
Titanium mill shapes ²	33562	12/75	237.0	244.1	244.4	242.8	242.8	
Alum./alum. base alloy wire produced in nonferrous plants	33571		278.0	278.7	278.7	269.4	266.3	
Appliance wire and cord and flexible cord sets	33576	12/69	226.0	231.0	237.8	239.5	234.5	
Magnet wire	33577	12/69	169.6	167.5	165.9	161.2	162.4	
Power wire and cable	33578	12/69	148.7	149.6	149.3	146.5	146.8	
Other insulated wire and cable, n.e.c.	33579	12/69	161.3	157.3	157.7	148.5	148.9	
Zinc and zinc-base alloy castings	33691	12/75	109.1	111.5	112.9	113.4	113.6	
FABRICATED METAL PRODUCTS	34							
Aluminum cans ²	34112	12/75	(²)	158.8	167.3	165.4	165.4	

See footnotes at end of table.

Table 10. Producer price indexes for the output of selected census product classes—Continued

(1967 = 100 unless otherwise indicated)

Product class	1972 Census code	Other index base	Index				
			1981		1982		
			Annual average	Aug.	Apr. ¹	July ¹	Aug. ¹
FABRICATED METAL PRODUCTS—Continued							
Steel pails (12-gallon capacity and under)	34121		266.5	277.9	277.9	277.9	277.9
Razor blades and razors, except electric	34212		221.5	222.8	(²)	(²)	(²)
Mechanics', hand service tools	34231		337.3	342.5	358.8	361.5	362.2
Handsaws, saw blades, and saw accessories	34250		217.7	221.1	233.4	240.4	240.4
Builders' hardware	34294		255.3	256.5	270.2	271.7	271.7
Metal sanitary ware ²	34310		263.6	268.5	273.5	273.6	274.8
Cast iron heating boilers ²	34333		230.3	232.9	241.9	244.4	244.4
Fabricated structural metal for buildings ²	34411		289.0	300.2	(²)	310.7	311.5
Fabricated structural metal for bridges ²	34412		289.3	291.2	(²)	296.3	292.6
Metal window sash and frames (except storm sash)	34422	12/71	249.5	261.3	261.3	261.2	260.8
Metal combination screen and storm sash and doors	34424		(²)	253.8	260.8	267.3	267.3
Metal tanks complete at factory (std line nonpressure) ²	34437		301.7	303.0	303.2	303.3	302.8
Metal roofing and roof drainage equipment	34444	12/75	160.3	164.4	167.2	167.2	167.2
Metal flooring and siding	34445	12/75	148.7	150.4	152.1	152.3	152.3
Prefabricated metal bldg. systems, excl. farm service	34481	12/75	154.8	157.6	160.4	159.3	159.2
Fabricated concrete reinforcing bar and bar joists	34494	12/75	137.0	137.5	137.1	135.0	133.1
Externally threaded fasteners, except aircraft ²	34524	12/75	126.5	128.1	131.6	132.8	131.8
Drop, upset and press steel forgings (closed die)	34621		377.6	381.1	401.8	401.8	401.2
Job stampings, automotive	34650	12/75	145.9	146.3	143.9	152.5	152.9
Job stampings, except automotive	34692	12/75	153.8	155.7	164.8	179.0	179.0
Small arms ammunition, 30 mm and under (1.18 inches & under)	34820	12/75	158.6	159.9	166.3	175.9	175.9
Hot formed springs ²	34931		238.4	240.8	247.7	246.2	246.1
Automatic regulating and control valves	34941	06/76	163.8	166.3	176.7	176.5	176.5
Valves for power transfer (pneumatic and hydraulic)	34942	12/71	209.2	209.4	228.4	232.5	232.5
Other metal valves for piping systems and equipment	34943	06/76	148.2	149.8	153.5	152.4	152.3
Plumbing and heating valves and specialties	34944	12/75	145.7	145.8	145.8	147.4	147.9
Metal fittings, flanges, and unions for piping systems	34945		308.4	309.3	315.5	316.7	316.7
Fitting and assemblies for tubing and hose	34946	12/75	159.0	159.6	170.1	169.7	169.7
Precision mechanical springs	34952	12/75	167.3	168.7	177.9	180.1	180.2
Noninsulated ferrous wire rope not produced by wire drawers	34961		298.5	298.6	313.2	291.4	286.9
Fencing and fence gates not produced by wire drawers	34966	12/75	154.0	155.4	155.9	156.7	156.5
Fabricated pipe and pipe fittings ²	34980		361.9	371.4	382.9	380.9	382.9
Collapsible tubes	34992		293.6	292.3	296.6	293.9	296.9
Flat metal strapping	34993	12/75	153.6	159.6	159.6	159.6	159.6
MACHINERY, EXCEPT ELECTRICAL							
Gasoline engines, under 11 horsepower, except aircraft	35191	12/75	175.2	183.1	186.0	186.0	190.2
Gasoline engines, 11 horsepower and over, except aircraft	35192	12/75	177.5	183.0	194.3	198.2	199.5
Diesel engines (except for trucks and buses)	35193	12/75	179.3	181.0	194.9	194.6	194.6
Diesel engines (for trucks and buses)	35194	12/75	168.1	166.3	180.8	180.8	182.7
Outboard motors	35195		296.8	294.6	300.7	297.1	320.7
Gas engines (except gas turbines)	35196		417.4	412.5	506.2	521.0	521.0
Parts and accessories for internal combustion engines	35199		(²)	292.8	(²)	(²)	(²)
Wheel tractors and attachments	35231	12/75	174.6	175.3	189.5	190.1	190.2
Planting, seeding, and fertilizing machinery	35233	12/75	174.9	177.6	182.3	189.4	192.2
Harvesting machinery	35235	12/75	162.1	161.1	174.2	172.0	172.0
Haying machinery	35236	12/75	166.2	164.7	184.0	188.8	192.6
Plows and listers	35237	12/75	181.4	187.3	196.8	197.0	197.7
Garden tractors and motor tillers	35242	12/75	151.4	153.2	158.9	159.0	160.5
Lawnmowers and snow blowers	35247		222.6	216.1	229.8	230.6	234.5
Off highway wheel tractors excluding parts / attachments ²	35311		348.8	353.5	379.9	380.2	380.5
Tracklaying tractors, except parts and attachments ²	35312		351.6	357.4	381.3	386.9	386.9
Parts and attachments for wheel and tracklaying tractors ²	35313	12/75	165.9	169.4	164.1	166.7	166.7
Cranes, draglines, shovels and parts/attachments ²	35314	12/72	238.0	241.2	251.7	255.0	255.7
Mixers, pavers and related equip., ex. parts/attachments ²	35316		253.3	256.8	264.3	267.5	267.5
Tractor shovel loaders, excluding parts/attachments ²	35317	12/75	169.4	172.2	185.3	186.7	187.1
Scrapers, graders, rollers, off-highway trailers/wagons ²	35318		329.9	340.2	322.8	325.8	326.1
Other construction machinery including parts/attachments ²	35319		346.6	350.4	367.4	373.5	373.9
Underground mining machinery ²	35321	12/72	320.0	321.5	345.3	348.4	348.3
Crushing, pulverizing, and screening machinery ²	35322		307.9	312.8	333.3	334.9	335.0
Drills and other mining machinery ²	35323	12/72	201.9	210.3	214.7	216.3	216.3
Parts and attachments for mining machinery and equipment ²	35324	12/72	306.3	307.7	320.7	323.0	320.5
Oilfield and gasfield production machinery ²	35333		430.7	442.4	474.6	475.6	475.6
Elevators and moving stairways ²	35340		254.0	252.9	272.6	276.3	276.5
Overhead traveling cranes and monorail systems	35362	12/74	190.2	193.5	197.9	198.0	198.0
Industrial trucks and tractors ²	35371		271.8	276.0	281.3	275.4	274.3

See footnotes at end of table.

Table 10. Producer price indexes for the output of selected census product classes—Continued

(1967=100 unless otherwise indicated)

Product class	1972 Census code	Other index base	Index					
			1981		1982			
			Annual average	Aug.	Apr. ¹	July ¹	Aug. ¹	
MACHINERY, EXCEPT ELECTRICAL—Continued	35							
Gear cutting and finishing machines	35413		477.8	481.8	554.9	556.6	562.4	
Grinding and polishing machines	35414	12/71	306.5	310.1	319.4	319.6	319.4	
Lathes	35415	12/71	281.6	283.6	290.1	295.6	295.6	
Milling machines	35416	12/71	299.8	299.1	320.8	320.4	320.4	
Parts for metal-cutting type machine tools, sold separately	35419	12/72	332.9	329.3	376.2	377.0	378.9	
Punching, shearing, bending, and forming machines ²	35421	12/71	290.3	292.9	302.1	306.1	306.2	
Press, including mechanical and hydraulic ²	35422	12/71	330.3	333.3	358.4	360.8	359.1	
Other metal forming machine tools and forging machines ²	35423	12/75	170.4	173.1	184.3	189.2	189.2	
Parts for metal forming machine tools ²	35424	12/72	307.8	308.5	325.9	348.3	349.2	
Small cutting tools for machine tools/metalworking mach.	35451		267.4	273.1	282.3	283.7	281.5	
Precision measuring tools	35452		223.0	224.8	236.0	238.5	239.2	
Power driven hand tools, electric ²	35461	12/75	149.8	151.0	154.9	154.7	155.0	
Power driven hand tools, pneumatic ²	35462	12/75	152.2	153.8	162.2	165.4	165.4	
Welding and cutting apparatus, except electric	35493	12/71	181.2	182.4	188.5	190.0	189.6	
Dairy & milk products plant machinery and equipment	35511	12/75	155.6	158.0	162.1	162.1	162.1	
Commercial food products machinery, ex. wrapping machines	35512		361.5	365.0	383.5	385.7	385.8	
Packing, packaging & bottling machinery for indust. prods.	35514	12/75	160.5	162.3	171.1	171.4	171.8	
Textile machinery ²	35521	12/69	250.4	253.2	260.2	266.5	264.3	
Parts and attachments for textile machinery ²	35522	12/69	233.5	234.3	249.9	251.5	251.5	
Woodworking machinery excluding home workshops ²	35531	12/72	216.3	218.9	222.9	217.7	218.7	
Printing presses, lithographic	35551	12/69	252.9	247.5	263.5	272.7	268.7	
Typesetting machinery and equipment	35553	12/75	107.8	108.1	112.4	112.4	109.5	
Chemical industry machinery	35591	12/75	167.7	170.0	181.7	184.5	184.4	
Hydraulic fluid power pumps	35612	12/70	223.9	225.6	242.2	245.9	247.9	
Domestic water systems & pumps, incl. pump jacks/cylinders.	35613	12/75	142.2	143.3	149.0	150.8	149.8	
Other roller bearings, complete	35623	12/75	191.8	195.5	209.7	209.7	209.7	
Mounted bearing	35624		309.9	312.6	351.7	351.7	351.7	
Air and gas compressors and vacuum pumps	35631	12/70	239.2	240.1	258.7	259.4	259.6	
Elec. indust. furnaces & ovens, exc. induction & dielec. ²	35671	12/75	175.8	177.7	193.6	193.8	193.8	
Fuel-fired industrial furnaces and ovens, oil or gas ²	35672	12/75	174.5	176.3	178.9	180.5	181.1	
Plain bearings and bushings, unmounted	35681	12/74	149.7	151.6	150.3	150.9	144.2	
Packing and packaging machinery, n.e.c.	35691	12/76	148.1	149.1	157.6	158.6	159.1	
Electronic calculating machines	35742	12/75	70.8	73.2	63.4	63.4	63.4	
Accounting machines and cash registers	35743	12/75	96.4	(³)	96.4	96.4	96.4	
Scales and balances, except laboratory ²	35760		223.8	224.2	227.0	229.2	229.2	
Duplicating machines	35793	12/75	165.0	172.5	173.2	180.4	180.4	
Typewriters	35797		148.2	147.3	145.0	145.0	145.0	
Coin-operated automatic merchandising machines ²	35811		200.1	202.6	211.9	213.6	213.6	
Heat transfer equipment, except room air-conditioners	35851	12/77	135.2	135.9	141.5	142.0	142.1	
Unitary air-conditioners	35852	12/75	139.9	141.3	145.4	146.8	146.8	
Commercial refrigeration equipment	35853		219.7	225.4	224.5	232.8	233.3	
Compressors and compressor units, all refrigerants	35854	12/77	128.8	128.1	131.2	131.2	131.2	
Condensing units, all refrigerants	35855	12/77	131.0	134.6	134.3	136.4	136.4	
Warm air furnaces (except floor & wall) & parts/attachments	35858		230.6	236.8	244.4	246.4	242.2	
Carburetors, new and rebuilt	35921	12/75	186.0	193.9	212.5	218.6	218.6	
Pistons and piston rings	35922	12/75	169.1	168.0	174.9	177.0	179.3	
Valves (intake and exhaust)	35923	12/75	195.5	(³)	196.5	202.5	202.5	
Pneumatic and hydraulic cylinders	35992	12/75	164.0	166.9	179.5	184.8	185.1	
ELECTRICAL AND ELECTRONIC MACHINERY, EQUIPMENT, AND SUPPLIES	36							
Switchgear, except ducts and relays	36131		224.3	228.4	242.2	241.3	240.1	
Power circuit breakers all voltages	36132		203.8	207.9	213.0	218.3	217.7	
Low voltage panelboards and distribution boards	36133		299.8	298.5	319.7	312.2	311.7	
Fuses and fuse equipment, under 2300 volts	36134		332.6	340.8	349.2	359.4	(³)	
Duct, including plug-in units & accessories, 750 volts & under	36136	12/75	191.0	190.7	207.4	(³)	192.2	
Fractional horsepower motors	36211		259.6	265.9	268.0	259.2	259.2	
Integral h.p. motors/generators, exc. land trans. equip.	36212	12/68	294.2	296.1	321.9	317.7	320.7	
Arc welding machines, components, except electrodes	36231	12/72	194.4	198.3	207.3	205.7	205.9	
Arc welding electrodes, metal	36232	12/72	248.7	248.8	242.7	254.5	255.6	
Resistance welders, accessories, and electrodes	36233	12/72	206.4	209.2	237.6	215.8	215.8	
Electrodes	36241	12/75	192.1	195.1	211.2	211.2	192.0	
Electric household cooking equipment ²	36311		187.1	187.4	193.1	196.3	199.4	
Household refrigerators, including comb. refrig.-freezers	36321	12/75	(³)	139.9	147.4	152.0	152.0	
Household mechanical washing machines, dryers ²	36331		193.5	193.4	206.3	208.8	209.7	
Electric razors and dry shavers	36342		149.0	151.3	132.4	132.5	132.5	

See footnotes at end of table.

Table 10. Producer price indexes for the output of selected census product classes—Continued

(1967 = 100 unless otherwise indicated)

Product class	1972 Census code	Other index base	Index					
			1981		1982			
			Annual average	Aug.	Apr. ¹	July ¹	Aug. ¹	
ELECTRICAL AND ELECTRONIC MACHINERY, EQUIPMENT, AND SUPPLIES—Continued	36							
Household vacuum cleaners, including parts and attachments	36350		154.5	153.9	160.9	152.8	153.9	
Sewing machines & parts, excluding cases and cabinets	36360	12/75	146.8	153.8	154.3	153.7	153.0	
Household water heaters, except electric	36392		232.8	238.1	246.6	250.1	254.0	
Dishwashing machines and food waste disposers	36394		177.4	179.6	189.3	190.2	191.4	
Electric lamps (bulbs only), including sealed beam lamps	36410		273.1	275.9	292.8	287.7	287.7	
Pole and transmission line hardware	36441		319.1	324.5	319.4	319.4	320.5	
Electrical conduit and conduit fittings	36442	12/72	253.1	256.0	265.6	258.2	260.2	
Other noncurrent-carrying wiring devices and supplies	36443		356.3	366.5	384.8	388.7	389.3	
Residential type electric fixtures, except portable	36451		258.8	261.5	277.5	277.5	277.5	
Commercial and institutional type elec. lighting fixtures ²	36462	12/67	234.4	237.5	248.0	251.3	249.8	
Industrial type electric lighting fixtures ²	36463		245.3	244.0	261.6	263.0	263.5	
Vehicular lighting equipment (including parts/accessories)	36470	12/71	219.6	227.2	252.9	252.9	252.9	
Outdoor lighting equipment	36485	12/67	253.3	265.7	281.3	281.3	281.6	
Television receiver, including combination models ²	36512		89.0	89.1	86.3	86.5	85.9	
Intercommunication equipment and electric alarm systems	36623	06/78	111.9	111.9	118.0	118.0	118.0	
Receiving type electron tubes, except cathode ray	36710		330.5	351.9	407.2	409.0	409.0	
Transmittal, industrial, & special purpose electron tubes	36730		242.4	247.1	275.6	278.1	277.8	
Integrated microcircuits (semiconductor networks) ²	36741	12/75	66.1	65.2	61.5	60.7	60.5	
Transistors ²	36742	12/75	102.1	101.3	102.2	100.5	100.5	
Diodes and rectifiers ²	36743	12/75	102.7	105.0	104.7	100.9	100.9	
Other semiconductor devices ²	36749	06/76	85.8	85.6	84.8	93.9	93.9	
Capacitors for electronic applications ²	36750	12/67	198.4	198.9	195.9	195.2	194.5	
Electronic resistors ²	36760	12/67	170.9	172.5	175.4	176.0	176.2	
Electronic connectors ²	36780	12/75	151.6	151.8	153.4	153.6	152.8	
Primary batteries, wet and dry ²	36920		180.7	181.4	194.0	194.7	194.7	
Spark plugs	36944		199.3	202.5	219.3	210.0	210.0	
TRANSPORTATION EQUIPMENT	37							
Passenger cars, knocked down or assembled ²	37111		194.9	195.1	199.9	206.7	207.9	
Truck tractors, truck chassis, and trucks ²	37112		262.2	259.6	270.8	279.5	279.5	
Buses and fire department vehicles ²	37113		275.7	283.2	287.3	287.3	287.3	
INSTRUMENTS AND RELATED PRODUCTS	38							
Integrating instruments, electrical	38251	12/71	170.8	176.5	195.1	195.1	195.1	
Test equip. for testing electrical, radio, & comm. circuits	38252	12/71	170.9	173.4	177.7	182.1	182.1	
Personal industrial safety devices	38423	06/78	126.8	128.0	134.4	134.3	135.5	
Electronic hearing aids	38424	06/78	112.4	113.6	114.1	117.3	117.2	
All other ophthalmic goods	38513	06/78	118.3	118.8	124.4	126.2	123.6	
Watches with imported movements	38734		195.9	190.6	186.8	185.1	185.1	
MISCELLANEOUS MANUFACTURING INDUSTRIES	39							
Jewelry made of platinum metals and karat gold	39111	12/75	365.2	336.6	327.8	324.9	319.5	
Jewelry, made of precious metals	39112		323.1	316.7	319.9	320.0	313.8	
Flatware	39142		446.7	436.2	395.2	376.9	371.8	
Jewelers' findings and materials	39151	12/78	182.5	163.2	155.5	150.5	126.5	
Lapidary work and diamond cutting	39152	12/78	110.7	109.0	99.9	98.3	98.3	
Pianos	39311		239.4	242.1	250.2	255.2	256.2	
Organs	39312		173.0	(?)	178.8	176.2	178.8	
Other musical instruments and parts	39314		237.4	239.7	250.5	257.3	257.3	
Dolls and stuffed toy animals	39420		175.5	175.0	182.8	182.4	182.4	
Toys, excluding games	39442	12/75	146.6	147.2	154.8	152.4	152.4	
Baby carriages and children's vehicles, except bicycles	39443		241.1	242.8	245.0	247.0	247.0	
Fishing tackle and equipment	39491		193.4	191.4	185.2	185.3	185.3	
Golf equipment	39492	12/75	112.3	110.9	114.8	115.5	113.4	
Lead pencils and crayons	39521	12/75	144.6	144.9	156.8	156.8	156.8	
Costume jewelry and costume novelties	39610		154.2	150.1	159.1	163.6	162.7	
Other brushes	39913		210.3	213.7	211.0	233.4	233.4	
Metal caskets and coffins, completely lined and trimmed	39951		190.3	191.1	196.7	206.0	206.0	
Wood caskets and coffins, completely lined and trimmed	39952		228.3	231.3	241.8	245.4	245.4	
Linoleum and asphalted-felt-base floor covering	39960		222.8	225.7	229.5	227.2	228.4	
Chemical fire extinguishing equipment and parts	39991	12/75	146.1	153.8	158.2	158.2	161.4	
Matches	39993		214.9	219.4	221.6	232.3	232.3	
WHOLESALE TRADE, DURABLE GOODS	50							
Iron and steel scrap	50931	12/75	148.8	152.5	118.9	97.2	97.9	

¹ Data for April 1982 have been revised to reflect the availability of late reports and corrections by respondents. All data are subject to revision 4 months after original publication. Data are not seasonally adjusted.

² These indexes are calculated by a revised methodology. See "Technical Note on Data from the Producer Price Index Revision" at the back of this

publication. Effective with the January 1983 issue, these indexes will be deleted from this table because corresponding indexes appear in table 4.

³ Not available.

n.e.c. = Not elsewhere classified.

Table 11. Producer price indexes and percent changes for total railroad freight and selected STCC¹ groups

(1969 = 100 unless otherwise indicated)

Description	STCC Code ¹	Relative importance 1976 ²	Index			Percent change to Aug. 1982 from —			
			Apr. 1982 ³	July 1982 ³	Aug. 1982 ³	12 months ago	6 months ago	3 months ago	1 month ago
Total railroad freight⁴		100.0	351.2	352.0	352.0	5.6	0.4	0.1	0
Farm products	01	9.1	337.6	337.6	337.3	4.8	-.4	-.3	-.1
Grain ⁵	0113	6.4	159.7	159.7	159.7	5.7	-.3	-.3	0
Metallic ores	10	3.2	389.3	389.3	389.3	7.4	2.1	.1	0
Iron ores ⁵	1011	2.3	153.1	153.1	153.1	7.9	3.0	.2	0
Coal	11	11.3	381.5	388.4	388.4	8.5	1.9	1.5	0
Bituminous coal ⁶	1121	11.1	154.8	157.7	157.7	8.6	1.9	1.5	0
Nonmetallic minerals	14	3.7	397.7	397.7	398.8	6.4	.6	.3	.3
Food products	20	11.3	353.1	353.1	353.1	5.5	-.3	-.2	0
Wood or lumber products	24	7.0	350.6	350.5	350.6	5.7	-.1	-.2	0
Lumber or dimension stock ⁵	2421	2.8	157.2	157.2	157.2	6.0	-.2	-.2	0
Pulp, paper, or allied products	26	6.4	326.2	326.2	326.9	5.3	.2	.2	.2
Chemical or allied products	28	11.0	340.4	340.3	340.3	5.8	0	0	0
Potassium or sodium inorganic compounds ⁵	2812	2.5	151.3	151.0	151.0	5.5	-.2	-.2	0
Petroleum or coal products ⁵	29	3.7	154.4	154.4	154.4	6.5	0	0	0
Clay, concrete, glass, or stone products	32	4.3	379.7	379.7	379.7	6.2	0	0	0
Primary metal products	33	5.1	346.1	346.1	346.1	5.5	0	0	0
Primary iron or steel products ⁵	3312	2.9	140.8	140.8	140.8	4.0	0	0	0
Transportation equipment	37	9.8	326.5	326.5	326.5	1.7	0	0	0
Motor vehicles ⁵	3711	5.0	136.1	136.1	136.1	1.6	0	0	0
Motor vehicle parts or accessories ⁵	3714	4.2	140.2	140.2	140.2	1.5	0	0	0
Waste or scrap materials ⁵	40	2.4	157.7	157.7	157.7	6.1	.6	0	0
Miscellaneous mixed shipments ⁵	46	3.3	144.7	144.5	144.5	4.6	2.0	-.4	0
Trailer or container on flat car shipments ⁵	(⁹)	5.6	143.9	143.8	143.8	3.8	2.9	-.2	0

¹ Standard Transportation Commodity Code.

² The figure shown for each item is its percent of total railroad freight.

³ Data for April 1982 have been revised to reflect the availability of late reports and corrections by respondents. All data are subject to revision 4 months after original publication. Data are not seasonally adjusted.

⁴ The price index for total railroad freight also includes STCC groups not shown separately.

⁵ Dec. 1978 = 100.

⁶ This index contains shipments from a number of STCC groups.

Table 12. Producer price indexes and percent changes for selected telephone services

(1972 = 100)

Description	Industry/product code	Index			Percent change from—			
		Apr. 1982 ¹	July 1982 ¹	Aug. 1982 ¹	Aug. 1981 to Aug. 1982	May 1982 to June 1982	June 1982 to July 1982	July 1982 to Aug. 1982
Local service	4811-1	151.2	152.6	153.0	7.3	0.7	0	0.3
Residential ²	4811-111	156.7	158.4	159.0	9.6	.7	0	.4
Business	4811-112	159.7	161.4	162.0	6.4	.8	0	.4
Optional additional usage	4811-113	124.1	124.2	124.2	.3	0	0	0
Coin	4811-114	132.8	133.2	132.7	2.6	.3	0	-.4
Toll service	4811-2	146.4	146.5	146.5	5.2	.4	0	0
Intrastate MTS	4811-211	145.2	144.8	144.8	7.2	.5	0	0
Interstate MTS	4811-212	153.4	153.4	153.4	3.9	0	0	0
International MTS	4811-213	83.5	91.4	92.3	10.5	9.5	0	1.0
WATS	4811-214	133.5	133.4	133.5	3.6	.1	-.1	.1
Interstate WATS	4811-214-11	127.1	127.1	127.1	4.1	0	0	0
Intrastate WATS	4811-214-12	150.5	149.9	150.4	2.4	.3	-.3	.3
Private lines, interstate	4811-311	156.9	156.9	156.9	2.3	0	0	0
Directory advertising	4811-911	168.7	175.2	178.8	13.9	-.1	.6	2.1

¹ Data for April 1982 have been revised to reflect the availability of late reports and corrections by respondents. All data are subject to revision 4 months after original publication. Data are not seasonally adjusted.

² Telephone services contained in the Consumer Price Index cover not only local residential service, but also parts of toll service, equipment leasing (such as extension phones), and non-recurring charges (such as installation).

Table 13. Producer price indexes and percent changes for postal services

(1977=100)

Description	Industry/ product code	Relative importance Dec. 1981 ¹	Index			Percent change from—			
			Apr. 1982 ²	July 1982 ²	Aug. 1982 ²	Aug. 1981 to Aug. 1982	May 1982 to June 1982	June 1982 to July 1982	July 1982 to Aug. 1982
United States Postal Service	4311	1.0000	147.8	147.8	147.8	6.0	0	0	0
First class mail³	4311-1	.6401	154.0	154.0	154.0	9.2	0	0	0
Letter mail	4311-111	.5882	154.9	154.9	154.9	9.6	0	0	0
Post cards	4311-112	.0144	145.4	145.4	145.4	8.4	0	0	0
Priority mail	4311-113	.0374	144.3	144.3	144.3	3.1	0	0	0
Second class mail	4311-2	.0498	144.6	144.6	144.6	-3.1	0	0	0
In county mail	4311-211	.0037	123.7	123.7	123.7	-19.2	0	0	0
Regular rate mail	4311-212	.0349	144.9	144.9	144.9	-1	0	0	0
Nonprofit rate mail	4311-213	.0097	150.4	150.4	150.4	-6.8	0	0	0
Classroom rate mail	4311-214	.0005	140.3	140.3	140.3	6.1	0	0	0
Transient rate mail	4311-215	.0008	227.9	227.9	227.9	-3.3	0	0	0
Third class mail	4311-3	.1375	151.9	151.9	151.9	7.2	0	0	0
Single piece mail	4311-311	.0236	198.5	198.5	198.5	-7	0	0	0
Regular bulk mail	4311-312	.0780	146.1	146.1	146.1	10.5	0	0	0
Nonprofit bulk mail	4311-313	.0350	147.4	147.4	147.4	5.9	0	0	0
Fourth class mail³	4311-4	.0578	155.9	155.9	155.9	.4	0	0	0
Parcel post	4311-411	.0336	155.2	155.2	155.2	0	0	0	0
Bound printed matter	4311-412	.0021	115.6	115.6	115.6	11.6	0	0	0
Special rate mail	4311-413	.0170	162.5	162.5	162.5	0	0	0	0
Library rate mail	4311-414	.0052	162.2	162.2	162.2	0	0	0	0
International mail	4311-5	.0360	158.0	158.0	158.0	.6	0	0	0
International air mail	4311-511	.0181	131.0	131.0	131.0	-1	0	0	0
International surface mail	4311-512	.0112	188.8	188.8	188.8	2.1	0	0	0
Terminal dues and transit fees	4311-513	.0067	224.0	224.0	224.0	0	0	0	0
Special services and fees	4311-6	.0442	150.9	150.9	150.9	0	0	0	0
Special services	4311-611	.0370	155.3	155.3	155.3	0	0	0	0
Domestic mail fees	4311-612	.0068	128.9	128.9	128.9	0	0	0	0
Other services and fees	4311-613	.0004	227.4	227.4	227.4	0	0	0	0
Public service appropriation	4311-911	.0307	70.0	70.0	70.0	-12.5	0	0	0
Express mail	4311-912	.0033	129.1	129.1	129.1	0	0	0	0
Mailgram service	4311-913	.0005	100.0	100.0	100.0	0	0	0	0

¹ The figure shown for each item is its value weight expressed as a proportion of the total value weight for the U.S. Postal Service Index.

² Data for April 1982 have been revised to reflect the availability of late reports and corrections by respondents. All data are subject to revision 4 months after original

publication. Data are not seasonally adjusted

³ Postal service prices contained in the Consumer Price Index are from first class and fourth class mail.

Technical Notes

Brief Explanation of Producer Price Indexes

Producer price indexes measure average changes in prices received in primary markets of the United States by producers of commodities in all stages of processing. These data were previously presented as the Wholesale Price Index. The name "Producer Price Indexes" is now being used to reflect more accurately the coverage of the data. The sample used for calculating these indexes continues to contain nearly 3,400 commodities and about 26,000 quotations selected to represent the movement of prices of all commodities produced in the manufacturing, agriculture, forestry, fishing, mining, gas and electricity, and public utilities sectors. The universe includes all commodities produced or imported for sale in commercial transactions in primary markets in the United States.

Producer price indexes can be organized by stage of processing or by commodity. The stage-of-processing structure organizes products by degree of fabrication (i.e., finished goods, intermediate or semifinished goods, and crude materials). The commodity structure organizes products by similarity of end-use or material composition.

Finished goods are commodities that will not undergo further processing and are ready for sale to the ultimate user, either an individual consumer or a business firm. Capital equipment (formerly called producer finished goods) includes commodities such as motor trucks, farm equipment, and machine tools. Finished consumer goods include foods and other types of goods eventually purchased by retailers and used by consumers. Consumer foods include unprocessed foods such as eggs and fresh vegetables, as well as processed foods such as bakery products and meats. Other finished consumer goods include durables such as automobiles, household furniture, and jewelry, and nondurables such as apparel and gasoline.

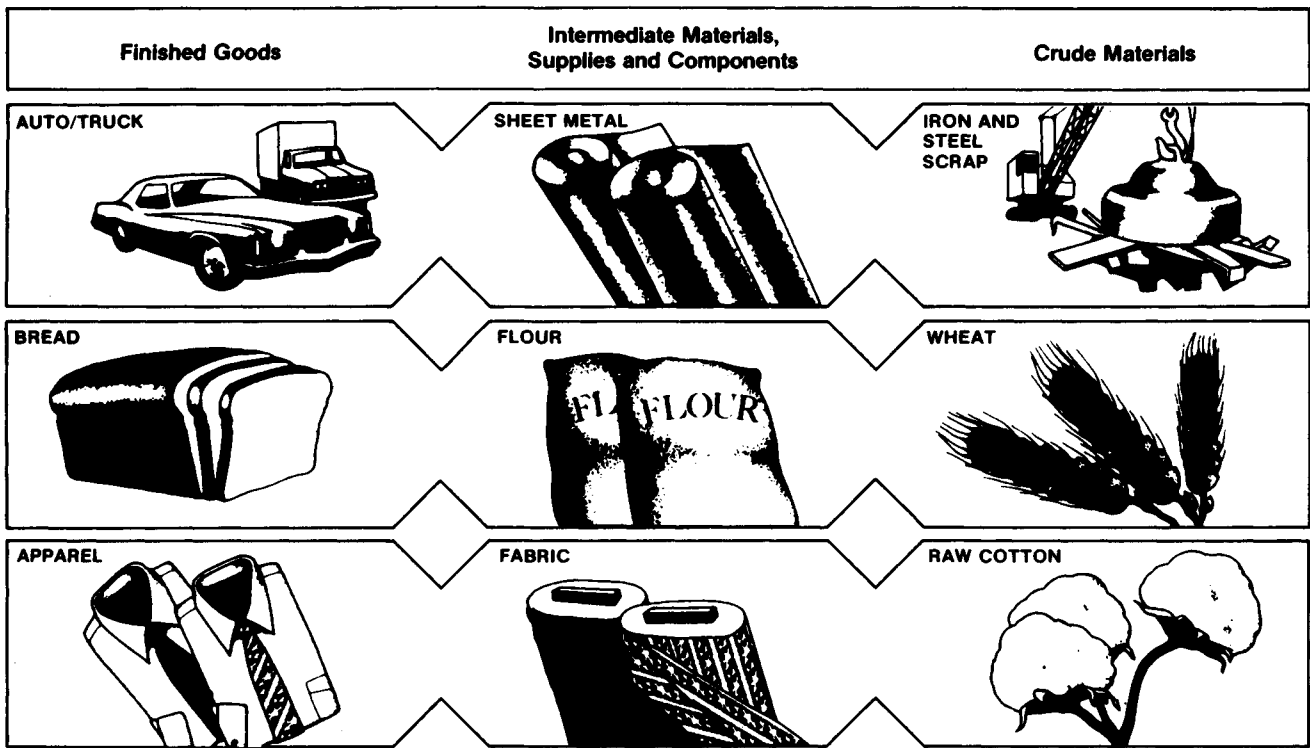
Intermediate materials, supplies, and components are commodities that have been processed but require further processing before they become finished goods. Examples of such semifinished goods include flour, cotton

yarns, steel mill products, belts and belting, lumber, liquefied petroleum gas, paper boxes, and motor vehicle parts.

Crude materials for further processing include products entering the market for the first time which have not been manufactured or fabricated but will be processed before becoming finished goods. Scrap materials are also included. Crude foodstuffs and feedstuffs include items such as grains and livestock. Examples of crude nonfood materials include raw cotton, crude petroleum, natural gas, hides and skins, and iron and steel scrap.

For analysis of general price trends, stage-of-processing indexes are more useful than commodity grouping indexes. This is because commodity grouping indexes sometimes produce exaggerated or misleading signals of price change by reflecting the same price movement through various stages of processing. For example, suppose that a price rise for steel scrap results in an increase in the price of steel sheet and then an advance in prices of automobiles produced from that steel. The All Commodities Price Index and the Industrial Commodities Price Index would reflect the same price movement three times—once for the steel scrap, once for the steel sheet, and once for the automobiles. This multiple counting occurs because the weighting structure for the All Commodities Index uses the total shipment values for all commodities at all stages of processing. On the other hand, the Finished Goods Price Index would reflect the change in automobile prices, the Intermediate Materials Price Index would reflect the steel sheet price change, and the Crude Materials Price Index would reflect the rise in the price of steel scrap. (See illustration.)

To the extent possible, prices used in calculating producer price indexes apply to the first significant commercial transaction in the United States, from the production or central marketing point. Price data are generally collected monthly, primarily by mail questionnaire. Respondents are asked to provide net prices or to provide all applicable discounts. BLS attempts to base producer price indexes on actual transaction prices; however, list or book prices are used if transaction prices are not available. Most prices are obtained directly from producing companies on a voluntary and confidential basis, but some prices are taken from trade publications or from other Government agencies. Prices



generally are reported for the Tuesday of the week containing the 13th day of the month.

In calculating producer price indexes, price changes for the various commodities are averaged together with weights representing their importance in the total net selling value of all commodities as of 1972. The detailed data are aggregated to obtain indexes for stage-of-processing groupings, commodity groupings, durability of product groupings, and a number of special composite groupings. Each index measures price changes from a reference period which equals 100.0 (usually 1967, as designated by the Office of Management and Budget). An increase of 125 percent from the reference period in the Finished Goods Price Index, for example, is shown as 225.0. This change can also be expressed in dollars, as follows: "The price of a representative sample of finished goods sold in primary markets in the United States has risen from \$100 in 1967 to \$225."

<i>Index Point Change</i>	
Finished Goods Price Index	185.5
less previous index	184.5
equals index point change	1.0
<i>Index Percent Change</i>	
Index point change	1.0
divided by the previous index	184.5
equals	0.005
result multiplied by 100	0.005 x 100
equals index percent change	0.5

Percent changes for 3-month and 6-month periods are expressed as annual rates that are computed according to the standard formula for compound growth rates. These data indicate what the percent change would be if the current rate were maintained for a 12-month period.

Calculating Index Changes

Movements of price indexes from one month to another are usually expressed as percent changes rather than changes in index points because index point changes are affected by the level of the index in relation to its base period, while percent changes are not. The box shows the computation of index point and percent changes.

Seasonally Adjusted and Unadjusted Data

Because price data are used for different purposes by different groups, the Bureau of Labor Statistics published seasonally adjusted as well as unadjusted changes each month.

For analyzing general price trends in the economy, seasonally adjusted data usually are preferred because they eliminate the effect of changes that normally occur at about the same time and in about the same magnitude

every year—such as price movements resulting from normal weather patterns, regular production and marketing cycles, model changeovers, seasonal discounts, and holidays. For this reason, seasonally adjusted data more clearly reveal the underlying cyclical trends. Seasonally adjusted data are subject to revision when seasonal factors are revised each year.

The unadjusted data are of primary interest to users who need information which can be related to the actual dollar values of transactions. Individuals requiring this information include marketing specialists, purchasing agents, budget and cost analysts, contract specialists, and commodity traders. Unadjusted data generally are used in escalating contracts such as purchase agreements or real estate leases.

Data from the Producer Price Index Revision

Each month this report presents data from the Producer Price Index (PPI) revision in table 4, "Producer price indexes for the net output of selected industries and their products." Indexes for the four industries in the pilot program to test the methodology and concepts of the PPI revision formerly appeared in table 14. Table 4 includes data for additional Standard Industrial Classification (SIC) industries (4-digit level) and Census products (7-digit level); indexes for Census product classes (5- and 6-digit levels) and more detailed sub-products (9-digit level); and, for some industries, indexes for other sources of revenue. Thus, table 4 shows all official indexes arising from the ongoing PPI revision. By 1985, table 4 will cover all 493 SIC mining and manufacturing industries.

Kinds of product indexes

Industries listed in table 4 may be represented by one to three kinds of product indexes. Every industry has *primary product indexes* to show changes in prices received by establishments classified in the industry for products made primarily, but not exclusively, within that industry. To be classified in an industry, an establishment must have a plurality of its total shipment value accounted for by primary products. In addition, some industries also may have *secondary product indexes* to show changes in prices received by establishments classified in the industry for products primary to some other industry. Finally, some industries have *miscellaneous receipts indexes* to show price

changes in other sources of revenue received by establishments within the industry which are not derived from the sale of their products. Because of the distinction between primary and secondary products, an index for a product made in one industry may differ from the index for the same product made in another industry.

Corresponding indexes

Some 7-digit Census products published in table 4 correspond to 8-digit commodities published in table 6. Similarly, some 4-digit SIC industries and 5-digit Census product classes in table 4 correspond to the ISPI's in tables 9 and 10. In these cases, movements in the commodity or Industry-Sector Price Indexes are calculated on the basis of the movements of their counterparts in table 4. Although most such indexes continue to be published in tables 6, 9, or 10 on their original base period of 1967 = 100 or some later base, the corresponding indexes in table 4 are published on a base of the month of their introduction. Therefore, index levels for corresponding items may differ, but monthly percent changes will be identical.

A point code of ".99" immediately after an 8-digit commodity code in table 6 identifies a commodity index that is calculated from a product index in table 4. A footnote after the industry or product class title in tables 9 or 10 indicates an ISPI based on an index from table 4. The aggregation of commodity price indexes into commodity grouping indexes in table 6 continues to follow the traditional methodology; similarly, stage-of-processing price indexes in table 1 also are calculated from the commodity grouping indexes as in the past.

How new indexes differ from traditional commodity indexes

New indexes differ from traditional commodity indexes in a number of respects:

(1) New indexes are *industry-based*. The entire output of each industry is sampled, including primary and secondary production and miscellaneous receipts. Traditional commodity indexes are based on a selection of the most important commodities, and most Industry-Sector Price Indexes continue to be calculated from these traditional commodity indexes. In addition, traditional ISPI's do not cover miscellaneous receipts, and prices of products are included without systematic regard for the industry classification of the producer. New indexes, on the other hand, are based on prices of primary and secondary products made by producers classified in the specified industry; as a result, new indexes apply to production within the specified industry. As data from more mining and manufacturing industries become available, additional indexes will be

constructed to cover each product regardless of the industry of origin.

(2) New indexes are easier to use with other industry-oriented economic data because they are *classified according to the SIC* and incorporate most features of the Census of Manufactures product code extensions of the SIC.

(3) New indexes use *net output values of shipments as weights*. Net output values refer to the value of shipments leaving the industry and exclude intra-industry shipments. In contrast, weights in traditional commodity price indexes and ISPI's include shipments within an industry. The resulting multiple-counting of price changes at successive stages of processing is one major defect of the traditional commodity grouping indexes. Stage-of-processing indexes partially correct this defect, but new indexes consistently correct it at all levels of aggregation. (Net output weights are not used, however, for traditional commodity indexes whose movements are based on corresponding new indexes.)

In the revision program, the relative importance of items within a product is based upon shipment value data and sampling weights from the revision survey itself. When detailed products are aggregated to the 5-digit product class and 4-digit industry levels, however, weights are taken from Census of Manufactures data, along with estimates of intra-industry

shipments from input-output tables produced by the Bureau of Economic Analysis of the U.S. Department of Commerce.

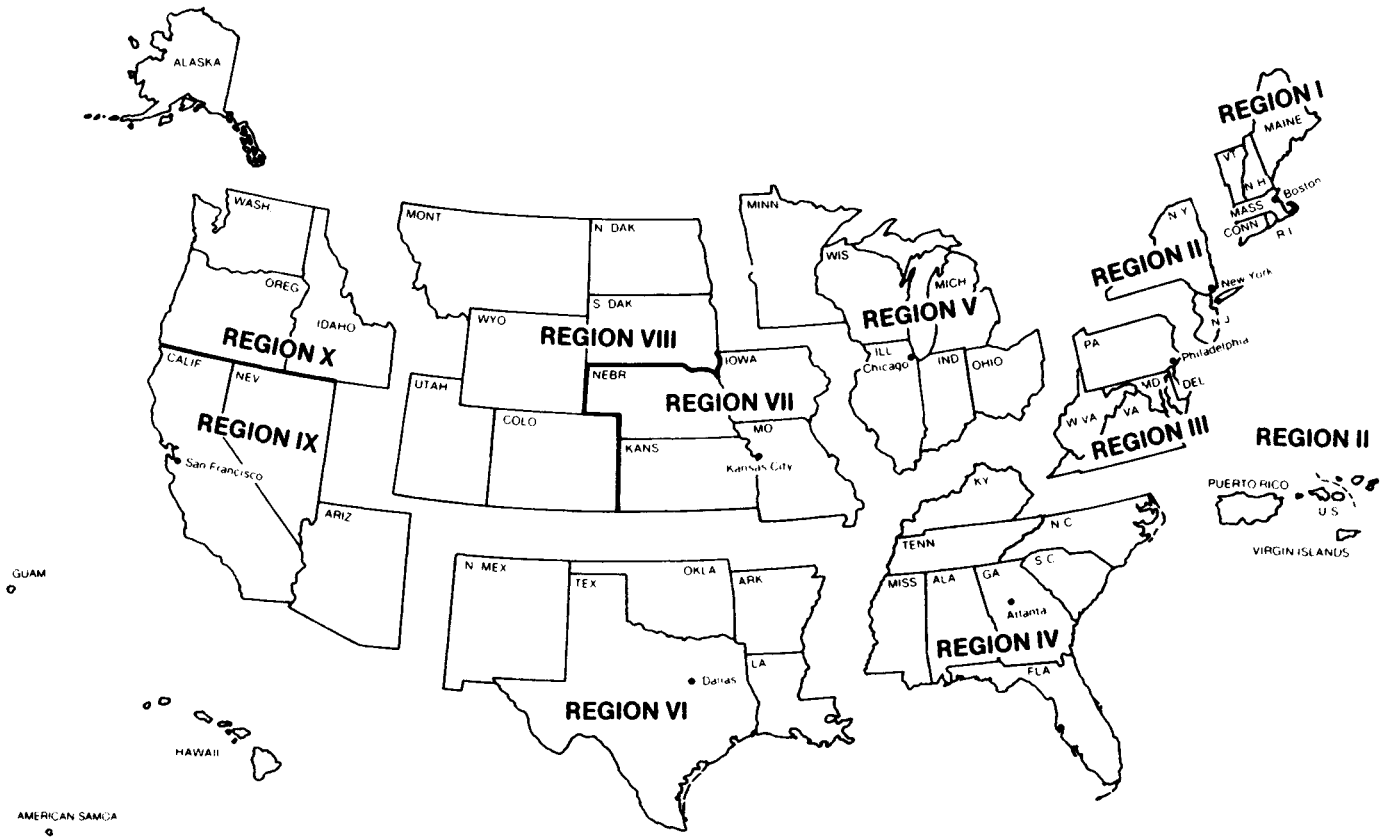
(4) New indexes emphasize *actual transaction prices at the time of shipment* to minimize the use of list prices and order prices, which occasionally have been used in traditional commodity price indexes and ISPI's. In addition, some traditional indexes have been calculated intentionally from order prices rather than from shipment prices.

(5) New indexes are based on prices reported by companies of all sizes and locations selected by *probability sampling*. In addition, individual items and transaction terms from these firms are chosen by probability techniques. (Estimates of sampling error will be published later.) In the traditional PPI program, major companies selected on a judgment basis have been asked to report prices for volume-selling items under "typical" transaction terms.

For further information on the underlying concepts and methodology of the PPI revision, see two *Monthly Labor Review* articles by John F. Early: "Improving the Measurement of Producer Price Change," April 1978; and "The Producer Price Index Revision: Overview and Pilot Survey Results," December 1979. Reprints are available from the Bureau of Labor Statistics on request.

Bureau of Labor Statistics

Regional Offices



Region I
 1603 JFK Federal Building
 Government Center
 Boston, Mass. 02203
 Phone: (617) 223-6761

Region IV
 1371 Peachtree Street, N.E.
 Atlanta, Ga. 30367
 Phone: (404) 881-4418

Regions VII and VIII
 911 Walnut Street
 Kansas City, Mo. 64106
 Phone: (816) 374-2481

Region II
 Suite 3400
 1515 Broadway
 New York, N.Y. 10036
 Phone: (212) 944-3121

Region V
 9th Floor
 Federal Office Building
 230 S. Dearborn Street
 Chicago, Ill. 60604
 Phone: (312) 353-1880

Regions IX and X
 450 Golden Gate Avenue
 Box 36017
 San Francisco, Calif. 94102
 Phone: (415) 556-4678

Region III
 3535 Market Street
 P.O. Box 13309
 Philadelphia, Pa. 19101
 Phone: (215) 596-1154

Region VI
 Second Floor
 555 Griffin Square Building
 Dallas, Tex. 75202
 Phone: (214) 767-6971