


Producer Prices and Price Indexes Data for July 1982



U.S. Department of Labor
Bureau of Labor Statistics





U.S. DEPARTMENT OF LABOR
Raymond J. Donovan, Secretary

BUREAU OF LABOR STATISTICS
Janet L. Norwood, Commissioner

OFFICE OF PRICES AND LIVING CONDITIONS
Kenneth V. Dalton, Associate Commissioner

Producer Prices and Price Indexes is a monthly report on producer price movements including text, tables, and technical notes. An annual supplement contains monthly data for the calendar year, annual averages, and information on weights and changes in the sample. A subscription may be ordered from the Superintendent of Documents, U.S. Government Printing Office, Washington, D.C. 20402.

Subscription price:

\$20 a year domestic (includes
supplement)
\$5.00 additional foreign

Single copy \$3.25
Supplement \$3.50

The Secretary of Labor has determined that the publication of this periodical is necessary in the transaction of the public business required by law of this Department. Use of funds for printing this periodical has been approved by the Director of the Office of Management and Budget through July 31, 1987. Second-class postage paid at Laurel, Md. Material in this publication is in the public domain and may be reproduced without permission of the Federal Government. Please credit the Bureau of Labor Statistics.

Library of Congress
Catalog Number L53-140
(ISSN 0161-7311)

August 1982

Producer Prices and Price Indexes Data for July 1982

Contents

	<i>Page</i>		<i>Page</i>
Price movements, July 1982	1	7. Producer prices and price indexes for refined petroleum products by region	104
Addition of Data from the Producer Price Index Revision Program	4	8. Producer price indexes for special commodity groupings	106
Changes in Presentation of Detailed Product Price Indexes	6	9. Producer price indexes for the output of selected SIC industries	108
Availability of Computer Tape for Producer Price Index Revision Data	7	10. Producer price indexes for the output of selected census product classes	111
Detailed Product Price Indexes in Tables 4 and 6	56	11. Price indexes and percent changes for total railroad freight and selected STCC groups	119
Phase-out of the Industry Sector Price Indexes	107	12. Producer price indexes and percent changes for selected telephone services	119
Charts:		13. Producer price indexes and percent changes for postal services	120
1. Finished Goods Price Index and its components, 1972-82, 3-month annual rates of change	8	14. Traditional commodity price indexes deleted from PPI sample, effective July 1982	120
2. Intermediate Materials Price Index and its components, 1972-82, 3-month annual rates of change	9	15. Traditional commodity price indexes recoded, effective July 1982	121
3. Crude Materials Price Index and its components, 1972-82, 3-month annual rates of change	10	16. Traditional commodity price indexes based on the movement of corresponding indexes from the Producer Price Index Revision, effective July 1982	121
Tables:		17. New items in the Producer Price Index based on the movement of corresponding indexes from the Producer Price Index Revision, effective July 1982	122
1. Producer price indexes and percent changes by stage of processing	11	18. Commodity groupings introduced into the Producer Price Index, effective July 1982	125
2. Producer price indexes and percent changes for selected commodity groupings by stage of processing	12	19. New indexes in the Producer Price Index comparable to traditional steel commodity indexes deleted as of July 1982	126
3. Producer price indexes for selected stage-of-processing groupings, seasonally adjusted	16	20. Producer price indexes: Changes in commodity specifications, July 1982	126
4. Producer price indexes for the net output of selected industries and their products	17	Technical notes	127
5. Producer price indexes by durability of product	55		
6. Producer prices and price indexes for commodity groupings and individual items	57		

Price Movements

July 1982

The Producer Price Index for Finished Goods moved up 0.6 percent from June to July on a seasonally adjusted basis. The index had advanced 1.0 percent in June, following 4 months of stable or slightly falling prices. Prices for intermediate goods rose 0.4 percent, slightly more than in the previous month. Crude material prices dropped 1.0 percent, after a small decline in June and sharp jumps in each of the 2 months before that. (See table A.)

The slowdown in the rate of increase for the Finished Goods index was principally due to a substantial decrease in consumer food prices, following 3 months of rising prices. Price indexes for consumer goods other than foods and energy and for capital equipment rose somewhat less than in June. In contrast, the index for finished energy goods climbed even more rapidly than in June; most finished energy prices are lagged one month.

Before seasonal adjustment, the Producer Price Index for Finished Goods rose 0.6 percent to 281.7 (1967=100). From July 1981 to July 1982, the Finished Goods Price Index moved up 3.6 percent. Over the year, prices for finished consumer foods increased 1.2 percent, finished energy prices fell 2.0 percent, the index for finished consumer goods other than foods and

energy rose 5.5 percent, and capital equipment prices were up 5.8 percent. The Producer Price Index for intermediate goods was 0.9 percent higher than a year earlier, while crude material prices were 4.1 percent lower than in July 1981.

Finished goods

Finished consumer goods. The Producer Price Index for finished consumer goods rose 0.6 percent following a 1.1 percent advance in June. Much of the slowdown in price increases was due to the index for finished consumer foods, which fell 1.5 percent after rising for 3 months. The July decline was the largest since February 1976. Prices for beef and veal fell 5.2 percent after increasing in each of the previous 6 months. Prices also turned down after advancing a month earlier for fresh and dried vegetables, fish, flour base mixes, and for shortening and cooking oils. Prices fell more than in June for processed poultry, pork, and fresh fruits. In contrast, prices for eggs turned up after declining in the previous month, and refined sugar prices rose for the third consecutive month. Roasted coffee prices were virtually unchanged following rapid declines in May and June.

Table A. Percent changes from preceding month in selected stage-of-processing price indexes, seasonally adjusted¹

Month	Finished goods			Intermediate goods			Crude goods		
	Total	Consumer foods	Other	Total	Foods and feeds ²	Other	Total	Foodstuffs and feedstuffs	Other
1981:									
July	0.4	0.8	0.2	0.4	-1.6	0.5	0.2	0	0.5
August3	.1	.3	.5	.2	.6	-.9	-1.1	-.7
September2	-.5	.4	0	-3.5	.2	-1.8	-3.8	.5
October6	-.2	.8	0	-1.7	.1	-1.7	-2.3	-1.1
November5	-.7	.8	.3	-2.0	.4	-1.4	-2.2	-.6
December3	-.1	.4	.2	-.2	.2	-1.4	-2.8	.1
1982:									
January5	1.1	.4	.3	2.0	.2	1.8	4.4	-.9
February	-.2	.5	-.4	-.3	.5	-.3	-.6	.7	-2.0
March	-.1	-.1	-.1	-.3	-.6	-.3	-.8	.2	-2.0
April	-.1	1.6	-.5	-.5	2.4	-.7	1.7	3.5	-.2
May	0	.7	-.2	.1	1.7	0	2.2	2.7	1.7
June	1.0	.5	1.2	.3	-.1	.3	-.1	-.6	.6
July6	-1.5	1.2	.4	-1.2	.5	-1.0	-2.7	1.0

¹ Data for March 1982 have been revised to reflect the availability of late reports and corrections by respondents. For this reason, some of the figures shown above and elsewhere in this report may differ from

those previously reported.

² Intermediate materials for food manufacturing and feeds.

Table B. Percent changes in finished goods price indexes, selected periods¹

Month	Changes from preceding month, seasonally adjusted						Changes in finished goods from 12 months ago (unadjusted)
	Finished goods	Capital equipment	Finished consumer goods	Finished consumer goods excluding foods			
				Total	Durables	Nondurables	
1981:							
July	0.4	0.6	0.3	0.1	-0.2	0.2	9.0
August3	.7	.1	.2	.5	.1	8.0
September2	.1	.2	.5	0	.7	8.0
October6	1.0	.5	.8	1.4	.4	7.4
November5	.7	.4	.9	.9	.8	7.2
December3	.6	.2	.3	.1	.4	7.1
1982:							
January5	.5	.6	.4	-.1	.6	6.5
February	-.2	-.4	-.1	-.3	-.6	-.2	5.5
March	-.1	.5	-.3	-.4	.5	-.8	4.2
April	-.1	.3	-.2	-.9	-.4	-1.1	3.1
May	0	.4	-.1	-.4	.4	-.8	3.0
June	1.0	.8	1.1	1.4	1.2	1.5	3.5
July6	.5	.6	1.5	.3	2.1	3.6

¹ Data for March 1982 have been revised to reflect the availability of late reports and corrections by respondents. For this reason, some

of the figures shown above and elsewhere in this report may differ from those previously reported.

The index for finished energy goods rose 5.7 percent, after advancing 4.1 percent in June and decreasing in each of the 5 months before that. Gasoline prices climbed almost twice as much as in June. Prices for home heating oil continued to rise rapidly, but somewhat less than in the previous month. (The July indexes for gasoline and home heating oil reflect June prices because producer prices for refined petroleum products are routinely lagged one month.) Natural gas prices rose 2.4 percent, compared with a 2.9 percent increase a month earlier.

The index for finished consumer goods other than foods and energy moved up 0.3 percent, after rising 0.7 percent in June. Prices for passenger cars increased 0.3 percent, after a 1.9 percent jump in the previous month. Prices turned down after rising in June for light motor trucks, rubber and leather footwear, sporting and athletic goods, tires and tubes, and household flatware. Prices fell more than a month earlier for electric lamps and bulbs. On the other hand, prices turned up after falling in June for gold jewelry and cosmetics. Prices rose faster than in the previous month for tobacco products and periodicals.

Capital equipment. The Producer Price Index for capital equipment increased 0.5 percent, after a 0.8-percent rise in June. The rate of price increases slowed markedly for motor vehicles and mining machinery. Prices increased sharply for construction machinery, printing trades machinery, generators, metal forming machine tools, and plastics machinery.

Intermediate materials

The Producer Price Index for Intermediate Materials, Supplies, and Components moved up 0.4 percent from June to July on a seasonally adjusted basis, following a 0.3 percent rise in the previous month. Energy prices

advanced even more sharply than in June, but most other prices continued to show weakness.

The intermediate energy goods index rose 3.1 percent, as price increases accelerated for gasoline, diesel fuel, liquefied petroleum gas, and kerosene. Electric power prices rebounded after declining in May and June. Residual fuel prices continued to climb sharply, although somewhat less than in the prior month.

The index for intermediate materials less foods and energy inched down 0.1 percent, the same as in June. The nondurable manufacturing materials index fell 0.6 percent, the seventh consecutive monthly decline. Prices turned down after rising in June for gray fabrics, fertilizer materials, and inedible fats and oils. In addition, prices continued to decrease for industrial chemicals, woodpulp, plastic resins, synthetic fibers, and synthetic rubber.

The durable manufacturing materials index turned up slightly after declining in the preceding month. Prices for silver, gold, tin, zinc, and lead advanced sharply following sizable recent declines. In contrast, copper and steel mill product prices registered decreases.

The index for construction materials and components edged down 0.1 percent after rising 0.5 percent in June. Prices were lower for fabricated structural metal products, plywood, fabricated wire products, nonferrous wire and cable, and plastic construction products. Increases took place for flat glass, millwork, and softwood lumber, however.

The intermediate foods and feeds index moved down 1.2 percent. Prices for crude vegetable oils, flour, and animal fats and oils declined, while refined sugar prices continued to advance.

Crude materials

The Producer Price Index for Crude Materials for Further Processing fell 1.0 percent on a seasonally ad-

justed basis, after edging down 0.1 percent in June. The sharper decrease in July was caused by the index for crude foodstuffs and feedstuffs, which dropped 2.7 percent following a 0.6 percent decline in the previous month. After rising an average of 2.4 percent each month during the first half of the year, cattle prices fell almost 4 percent. The live poultry index also turned down after rising in most earlier months this year. Wheat prices dropped almost 11 percent. Prices for oilseeds and corn moved down somewhat more than in the previous month; the index for hogs also fell but less than in June. On the other hand, raw sugar prices jumped 10.0 percent, the fourth consecutive large monthly advance. Hay and cocoa bean prices turned up after falling substantially in June.

The index for crude nonfood materials other than

energy rose 1.0 percent, after decreasing 0.3 percent in June. Prices for cotton and nonferrous scrap turned up following sharp declines in the previous month. Prices for crude natural rubber and wastepaper also moved up after falling in June. In contrast, sharply lower prices were recorded for leaf tobacco and cattle hides following June increases. Prices for logs and timber moved down more than in either of the previous 2 months. Prices for iron and steel scrap also continued to decline, although not as much as in other recent months.

The crude energy materials index moved up 1.0 percent, the same as in June. Prices for natural gas continued to climb at about the same rate as in most other months this year. Coal prices turned up, and prices for crude petroleum showed virtually no change for the third consecutive month.

Addition of Data from the Producer Price Index Revision Program

Beginning this month, indexes for 35 additional industries now are being calculated as part of the comprehensive program to revise the Producer Price Index. This expansion incorporates resampled indexes for some previously sampled products, notably motor vehicles and steel mill products. In addition, new indexes are introduced for some industries whose products had never before been directly sampled in the PPI, such as commercial printing and medical instruments. The PPI revision program now covers 149 industries, which account for 42.4 percent of all mining and manufacturing production. The traditional PPI methodology covers much of the remainder of this production, which will also be resampled in the future.

The industries being published for the first time in this phase of the PPI revision are the following:

*Standard
Industrial
Classification
(SIC)
Code*

Industry

1442	Construction sand and gravel
1446	Industrial sand
2061	Cane sugar, except refining only
2062	Cane sugar refining
2063	Beet sugar
2082	Malt beverages
2254	Knit underwear mills
2322	Men's, youths', and boys' underwear
2341	Women's, misses', children's, and infants' underwear and nightwear
2342	Brassieres, girdles, and allied garments
2512	Wood household furniture, upholstered
2751	Commercial printing, letterpress, and screen
2752	Commercial printing, lithographic
2754	Commercial printing, gravure
2833	Medicinal chemicals and botanical products
2879	Pesticides and agricultural chemicals, n.e.c.

3171	Women's handbags and purses
3172	Personal leather goods, except women's handbags and purses
3221	Glass containers
3241	Cement, hydraulic
3312	Blast furnaces (including coke ovens), steel works, and rolling mills
3315	Steel wire drawing and steel nails and spikes
3316	Cold rolled steel sheet, strip, and bars
3317	Steel pipe and tubes
3356	Rolling, drawing, and extruding of nonferrous metals, excluding copper and aluminum
3441	Fabricated structural metal products
3452	Bolts, nuts, screws, rivets, and washers
3511	Steam, gas, and hydraulic turbines and turbine generator set units
3554	Paper industries machinery
3581	Automatic merchandising machines
3589	Service industry machines, n.e.c.
3677	Electronic coils, transformers, and other inductors
3679	Electronic components, n.e.c.
3711	Motor vehicles and passenger car bodies
3841	Surgical and medical instruments and apparatus

The revision of the product sample in the steel mill products category is especially important. The new indexes are based for the first time on a probability sample of steel mill output. Several alterations have been made in the presentation of data in both the news release and the detailed report; for example, the commodity code for steel mill products has changed from 10-13 to 10-17. For those wishing to maintain continuous or comparable time series, a report describing these changes in the steel products indexes is available from the Division of Industrial Prices and Price Indexes, Attention: Analysis Team, Bureau of Labor Statistics, 600 E Street, N.W., Washington, D.C. 20212.

Another key category affected this month by the PPI revision is motor vehicles. The sample of price quotes for passenger cars, which previously included some foreign imports, will henceforth only include domestic

models. The BLS International Price Program is assuming responsibility for surveying prices of imported goods. In addition, the sample of commodities included in PPI category 14-11-02, formerly titled motor trucks, has been expanded to include a new series for truck tractors (PPI code 14-11-02-91). Users of the motor truck index are encouraged to switch to a newly available industry-oriented index for trucks, which is more comparable to the old sample for the motor truck index. This new index is available in table 4 of this report as code 37112A.

A total of 162 new commodities has been added this

month to the Producer Price Index. The number of commodity indexes whose movements are based on data from the PPI revision now comes to nearly 1,700; when the revision program is completed, the Bureau expects to publish approximately 6,000 indexes.

A comprehensive summary of the various changes associated with the July 1982 addition of data from the PPI revision appears in table 14 through 19 of this report. Introduction of the next set of indexes for industries based on the PPI revision program is planned for January 1983.

Changes in Presentation of Detailed Product Price Indexes

Effective with the introduction of data for July 1982 from the Producer Price Index Revision, most newly introduced detailed product indexes will appear in table 4, "Producer price indexes for the net output of selected industries and their products," rather than in table 6, "Producer prices and price indexes for commodity groupings and individual items."

This new policy reflects the Bureau's growing emphasis on industry-oriented price indexes. It is also intended to alleviate the confusion caused by indexes for a given product appearing in more than one table.

Table 6 will continue to show detailed commodity indexes (identified by a ".99" following the 8-digit code) whose movements were already controlled by the movements of corresponding indexes in table 4 calculated with the Producer Price Index Revision methodology. Henceforth, however, table 6 will generally no longer show detailed commodity indexes once they

have been resampled and shifted from the old to the new methodology. In such cases, table 6 will continue to show various levels of aggregated commodity grouping indexes; table 4 will be the sole source of individual product indexes, and will also include indexes for various levels of industry aggregation. In some cases, on the other hand, existing detailed commodity indexes may be retained in table 6 even after the PPIR system has incorporated the appropriate primary producing industries, particularly for products which are made in several industries.

As a result of this policy change, table 4, but no longer table 6, will be expanded each January and July to incorporate detailed commodity indexes for items which had not previously been included in the PPI. Both tables 4 and 6 will be expanded to show indexes for new groupings.

Availability of Computer Tape for Producer Price Index Revision Data

A subfile computer tape for Producer Price Index Revision (PPIR) indexes is now available to the public for the first time. Previously, only Producer Price Indexes (PPI) and Industry Sector Price Indexes (ISPI) were available on tape. These tapes will continue to be produced separately; however, users are encouraged to acquaint themselves with the PPIR subfile.

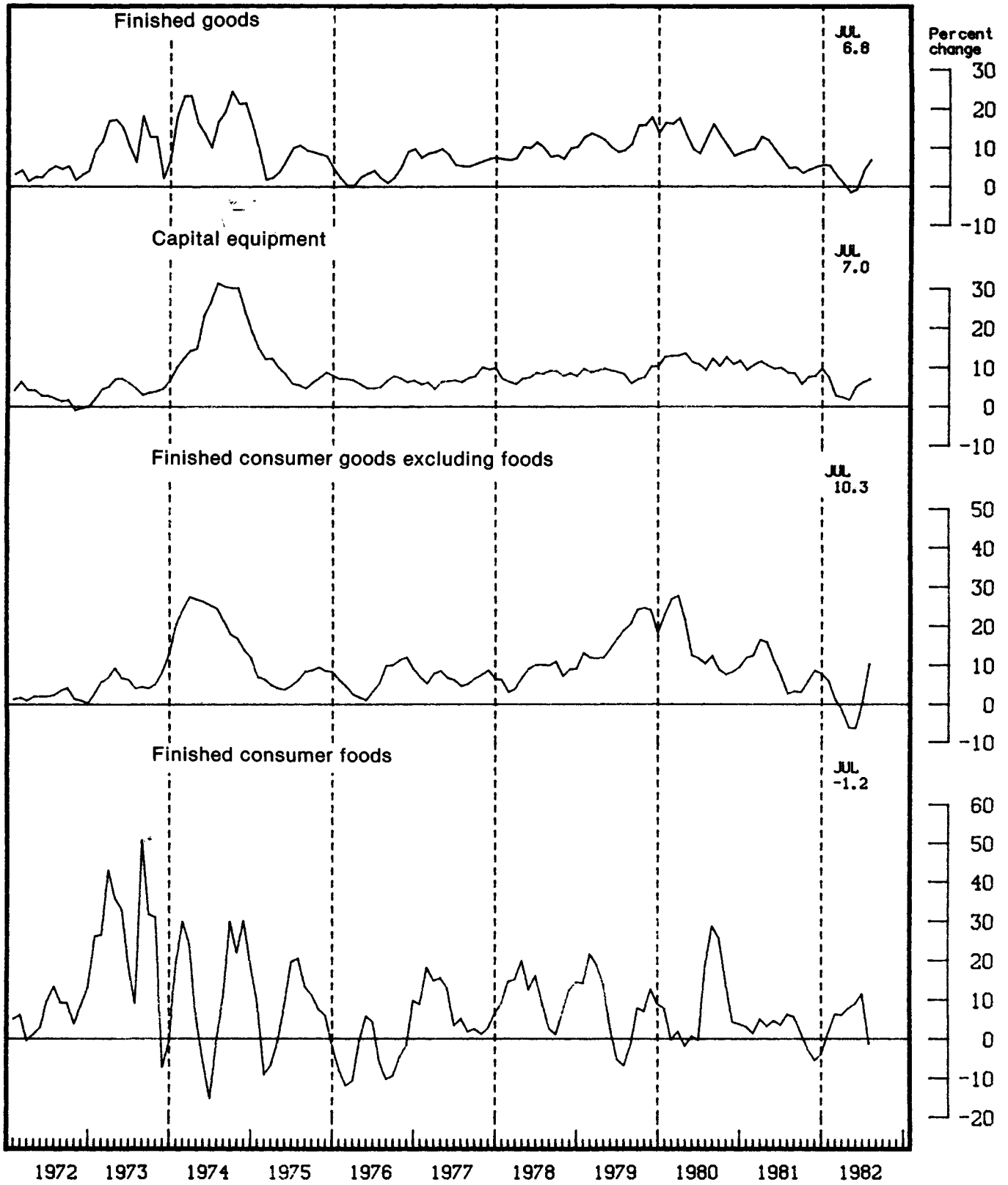
The subfile contains every PPIR index which has been published for at least 1 month. Each series will contain all published historical and current PPIR index values and, for those recently introduced PPIR indexes with a corresponding PPI commodity or ISPI historical in-

dex, a set of historical PPI/ISPI index values rebased to the PPIR index base date. This creates a continuous data base and will enable users to convert to the PPIR subfile from the PPI subfile.

As new PPIR series are introduced each January and July, they will be added to the subfile. The following May and November, when the originally published January and July PPI/ISPI index values are revised and become final, all historical data from corresponding PPI/ISPI indexes will be rebased and attached to the appropriate PPIR series.

**Chart 1. Finished Goods Price Index and its components, 1972-82,
3-month annual rates of change**

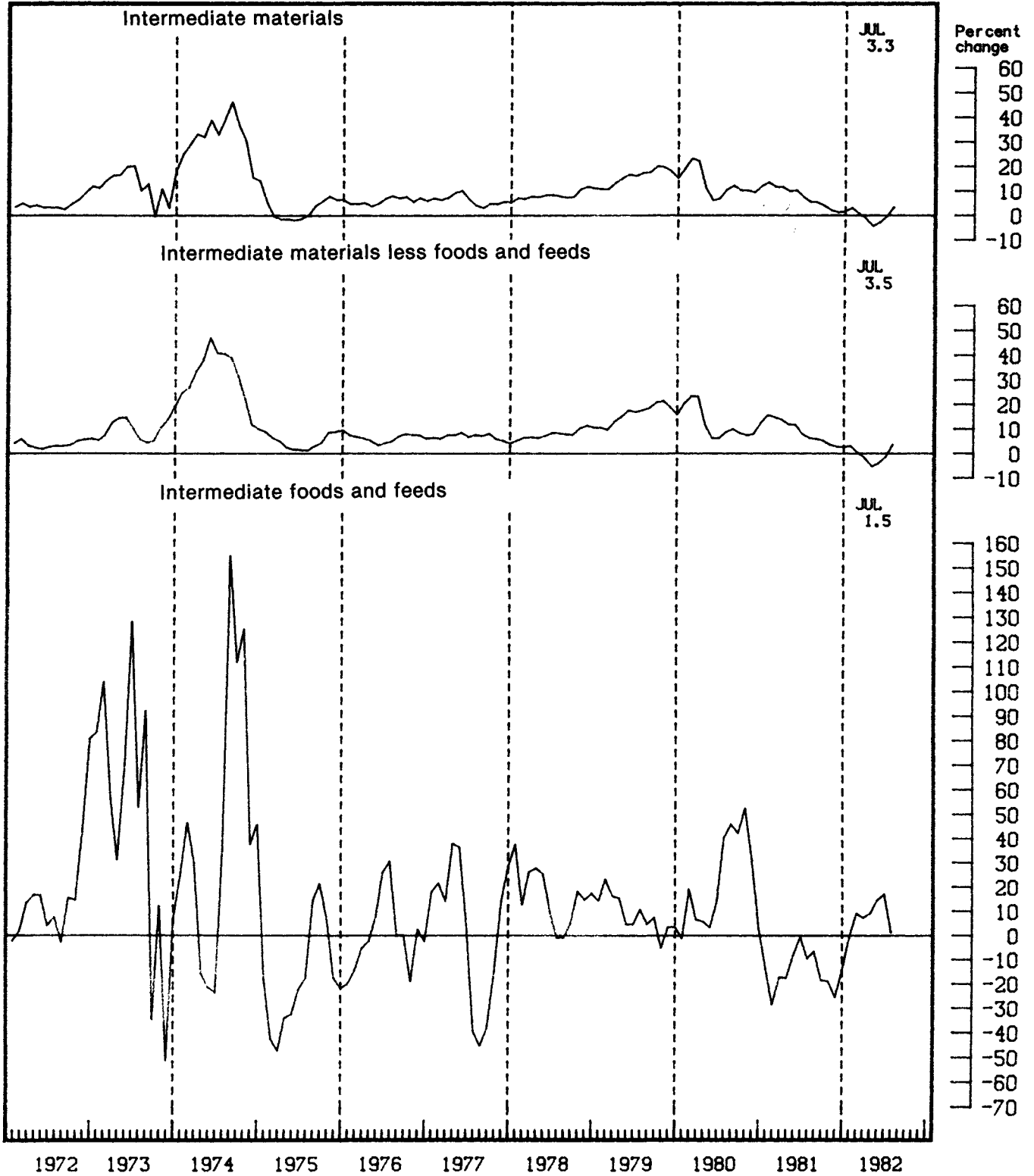
(Seasonally adjusted)



SOURCE: Bureau of Labor Statistics

**Chart 2. Intermediate Materials Price Index and its components, 1972-82,
3-month annual rates of change**

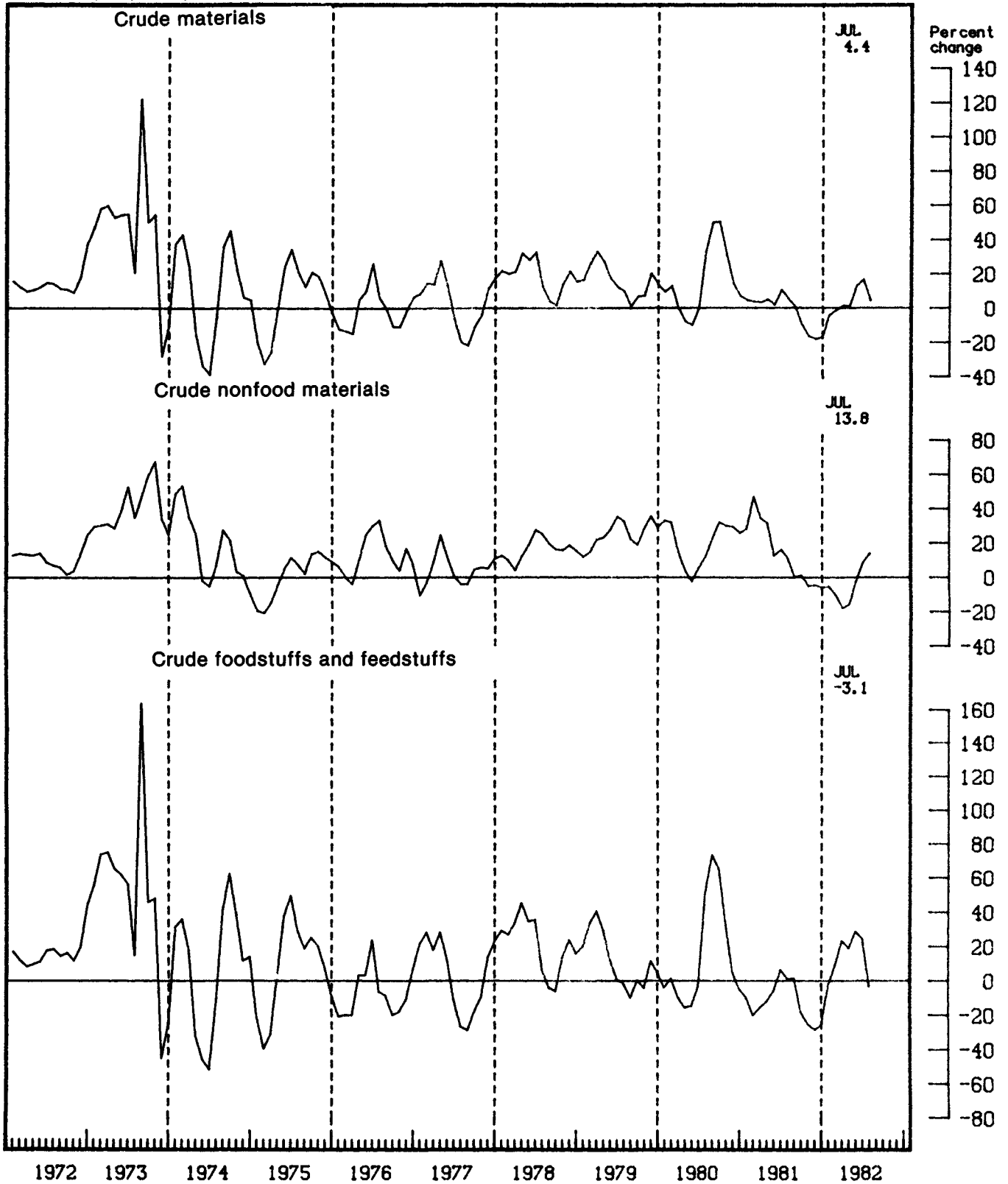
(Seasonally adjusted)



SOURCE: Bureau of Labor Statistics

**Chart 3. Crude Materials Price Index and its components, 1972-82,
3-month annual rates of change**

(Seasonally adjusted)



SOURCE: Bureau of Labor Statistics

Table 1. Producer price indexes and percent changes by stage of processing

(1967 = 100)

Grouping	Relative importance Dec. 1981 ¹	Unadjusted index			Unadjusted percent change to July 1982 from:		Seasonally adjusted percent change from:		
		Mar. 1982 ²	June 1982 ²	July 1982 ²	July 1981	June 1982	Apr. to May	May to June	June to July
Finished goods	100.000	277.3	279.9	281.7	3.6	0.6	0	1.0	0.6
Finished consumer goods	79.168	277.7	280.0	282.0	3.1	.7	-1	1.1	.6
Finished consumer foods	21.895	257.1	263.4	260.7	1.2	-1.0	.7	.5	-1.5
Crude	1.960	263.3	254.3	240.6	-8.4	-5.4	1.1	-1.2	-6.4
Processed	19.934	254.5	262.0	260.4	2.1	-6	.7	.6	-1.1
Finished consumer goods, excluding foods	57.273	284.0	284.6	288.7	3.9	1.4	-4	1.4	1.5
Nondurable goods less foods	38.116	328.8	328.1	334.7	3.8	2.0	-8	1.5	2.1
Durable goods	19.157	223.9	226.2	227.0	4.1	.4	.4	1.2	.3
Capital equipment	20.832	275.8	279.6	280.9	5.8	.5	.4	.8	.5
Manufacturing industries	6.601	293.2	296.1	297.4	5.1	.4	.3	.6	.4
Nonmanufacturing industries	14.231	266.2	270.3	271.5	6.2	.4	.5	.9	.4
Intermediate materials, supplies and components	100.000	310.6	310.0	311.4	.9	.5	.1	.3	.4
Materials and components for manufacturing	51.588	290.4	290.0	289.6	.6	-1	.5	-2	0
Materials for food manufacturing	3.830	252.0	260.9	260.0	-2	-3	1.9	.5	-1.2
Materials for nondurable manufacturing	15.994	288.8	285.8	283.6	-1.9	-8	-1	-4	-6
Materials for durable manufacturing	15.042	310.9	307.3	308.2	-2.0	.3	.9	-6	.2
Components for manufacturing ³	16.722	271.8	273.9	274.2	5.7	.1	.3	0	.1
Materials and components for construction	14.814	293.3	294.2	294.0	1.2	-1	.2	.5	-1
Processed fuels and lubricants	16.206	593.0	581.2	601.6	-1	3.5	-1.7	2.4	3.4
Manufacturing industries	6.693	496.1	492.0	508.4	1.6	3.3	-1.1	3.0	3.0
Nonmanufacturing industries	9.513	678.3	659.3	683.4	-1.2	3.7	-2.1	2.0	3.7
Containers	4.202	286.3	286.7	286.4	2.7	-1	0	.3	.1
Supplies	13.190	270.6	273.6	273.5	2.8	0	.9	.2	-3
Manufacturing industries ³	4.223	264.5	267.3	267.3	4.8	0	.6	0	0
Nonmanufacturing industries	8.967	274.1	277.1	277.0	1.8	0	1.1	.1	-5
Feeds	1.492	208.1	213.1	211.1	-9.3	-9	1.3	-2.2	-1.4
Other supplies ³	7.475	287.9	290.4	290.7	4.3	.1	.4	.1	.1
Crude materials for further processing	100.000	320.0	325.7	323.4	-4.1	-7	2.2	-1	-1.0
Foodstuffs and feedstuffs	50.660	247.9	259.8	255.5	-4.4	-1.7	2.7	-6	-2.7
Nonfood materials	49.340	475.2	467.9	470.0	-3.5	.4	1.7	.6	1.0
Nonfood materials except fuel ⁴	35.453	387.1	370.0	369.1	10.7	-2	1.7	-1	.6
Manufacturing ⁴	32.378	398.4	378.9	378.4	11.7	-1	1.9	-2	.7
Construction	3.075	273.2	273.7	270.4	3.0	-1.2	.1	.1	-9
Crude fuel ^{3 5}	13.887	839.7	885.2	903.1	15.6	2.0	1.5	2.2	2.0
Manufacturing industries ³	7.468	974.7	1033.6	1056.0	17.0	2.2	1.6	2.5	2.2
Nonmanufacturing industries ³	6.419	746.6	781.7	796.0	14.0	1.8	1.3	1.9	1.8
Special groupings									
Finished goods, excluding foods	⁶ 78.105	281.9	283.4	286.7	4.4	1.2	-2	1.2	1.2
Intermediate materials less foods and feeds	⁷ 94.678	316.0	314.8	316.4	1.2	.5	0	.3	.5
Intermediate foods and feeds	⁷ 5.322	237.7	245.3	244.1	-2.8	-5	1.7	-1	-1.2
Crude materials less agricultural products ^{4 8}	⁹ 46.127	538.4	529.4	531.8	-3.4	.5	1.7	.8	1.0
Finished energy goods	⁶ 12.715	814.0	789.7	835.0	-2.0	5.7	-3.1	4.1	5.7
Finished goods less energy	⁶ 87.285	248.2	251.8	251.8	4.5	0	.4	.7	-2
Finished consumer goods less energy	⁶ 66.453	241.3	244.9	244.5	4.0	-2	.5	.6	-3
Finished goods less foods and energy	⁶ 65.390	245.2	248.0	248.8	5.6	.3	.3	.7	.4
Finished consumer goods less foods and energy	⁶ 44.558	229.5	231.9	232.5	5.5	.3	.3	.7	.3
Consumer nondurable goods less foods and energy	⁶ 25.401	220.5	222.9	223.3	6.6	.2	.3	.3	.3
Intermediate energy goods	⁷ 17.050	572.2	561.4	580.2	-1	3.3	-2.2	1.8	3.1
Intermediate materials less energy	⁷ 82.950	290.5	290.9	290.6	1.2	-1	.6	0	-1
Intermediate materials less foods and energy	⁷ 77.628	290.2	290.2	289.8	1.5	-1	.4	-1	-1
Crude energy materials ^{3 4}	⁹ 33.596	788.8	792.7	800.3	.8	1.0	.7	1.0	1.0
Crude materials less energy	⁹ 66.404	242.8	248.6	245.0	-6.4	-1.4	3.0	-6	-1.9
Crude nonfood materials less energy ⁵	⁹ 15.744	248.5	234.2	232.6	12.9	-7	3.9	-3	1.0

¹ Comprehensive relative importance figures are computed once each year in December.

² Data for March 1982 have been revised to reflect the availability of late reports and corrections by respondents. All data are subject to revision 4 months after original publication.

³ Not seasonally adjusted.

⁴ Includes crude petroleum.

⁵ Excludes crude petroleum.

⁶ Percent of total finished goods.

⁷ Percent of total intermediate materials.

⁸ Formerly titled "Crude materials for further processing, excluding crude foodstuffs and feedstuffs, plant and animal fibers, oilseeds, and leaf tobacco."

⁹ Percent of total crude materials.

Table 2. Producer price indexes and percent changes for selected commodity groupings by stage of processing

(1967 = 100 unless otherwise indicated)

Grouping	Commodity code	Relative importance Dec. 1981 ¹	Unadjusted index		Unadjusted percent change to July 1982 from:		Seasonally adjusted percent change from:		
			June 1982 ²	July 1982 ²	July 1981	June 1982	Apr. to May	May to June	June to July
Finished goods		100.000	279.9	281.7	3.6	0.6	0	1.0	0.6
Finished consumer goods		79.168	280.0	282.0	3.1	.7	-1	1.1	.6
Finished consumer foods		21.895	263.4	260.7	1.2	-1.0	.7	.5	-1.5
Fresh fruits	01-11	.511	221.1	215.4	-4.4	-2.6	-1.8	-4.9	-8.2
Fresh and dried vegetables	01-13	.745	278.4	237.3	-14.7	-14.8	4.8	5.0	-13.7
Eggs	01-7	.392	159.3	171.7	-7.2	7.8	-4.6	-5.7	2.7
Bakery products	02-11	2.213	275.0	276.0	2.3	.4	.1	.4	.3
Flour base mixes and doughs	02-12-02	.164	243.4	243.8	.6	.2	1.4	.4	-1.8
Milled rice	02-13	.046	180.3	177.6	-40.3	-1.5	2.9	2.3	.3
Other cereals	02-14	.454	284.6	284.6	-1.2	0	.2	0	-1.1
Beef and veal	02-21-01	2.444	267.4	253.7	-1.4	-5.1	.9	2.3	-5.2
Pork	02-21-04	1.338	257.0	264.3	11.7	2.8	4.4	-5	-9
Processed poultry	02-22	.588	185.7	188.1	-8.3	1.3	4.0	-7	-5.4
Fish	02-23	.925	423.7	413.2	8.1	-2.5	.2	.7	-2.8
Dairy products	02-3	2.957	248.7	248.8	1.5	0	.7	.4	0
Processed fruits and vegetables	02-4	1.594	275.4	275.9	3.8	.2	-2	.7	0
Confectionery end products (Dec. 1977 = 100) ³	02-55	.811	119.4	118.6	-7	-7	0	0	-7
Soft drinks ³	02-62	1.603	318.3	319.4	3.9	.3	.2	-5	.3
Roasted coffee	02-63-01	.742	337.0	336.1	4.1	-3	-2.5	-3.9	-1
Shortening and cooking oils	02-74	.370	238.8	238.9	-4	0	1.1	.7	-1.0
Miscellaneous processed foods ³	02-8	2.273	248.6	248.0	-1.7	-2	-6	.2	-2
Finished consumer goods excluding foods		57.273	284.6	288.7	3.9	1.4	-4	1.4	1.5
Alcoholic beverages ³	02-61	1.673	198.0	197.8	3.8	-1	.5	.3	-1
Apparel	03-81	5.305	193.0	193.1	3.2	.1	.7	-2	.2
Textile housefurnishings ³	03-82	.758	244.4	243.0	7.0	-6	0	-8	-6
Footwear	04-3	.998	243.8	241.7	-3	-9	-6	.8	-9
Luggage and small leather goods	04-41	.308	201.9	203.7	4.8	.9	-1.2	-1.7	1.6
Natural gas ³	05-31	2.573	1336.2	1367.7	18.8	2.4	1.8	2.9	2.4
Gasoline	05-71	7.017	636.5	686.2	-6.5	7.8	-5.9	4.1	7.9
Fuel oil No. 2 (Feb. 1973 = 100)	05-73-02-01	1.894	798.4	841.1	-4.3	5.3	-1.1	7.0	5.4
Finished lubricants ³	05-76	.190	352.3	350.9	1.6	-4	.4	.1	-4
Pharmaceutical preparations, ethical (Prescription)	06-35	.684	190.0	190.2	9.6	.1	.5	-3	.4
Pharmaceutical preparations, proprietary (Over-the-counter)	06-36	.320	250.9	251.5	8.5	.2	.6	.2	.7
Soaps and synthetic detergents ³	06-71	.705	252.4	252.4	4.9	0	0	0	0
Cosmetics and other toilet preparations	06-75	.971	225.9	227.4	11.3	.7	4.1	-3.9	1.3
Tires, tubes, tread, etc.	07-12	.700	255.3	255.6	3.6	.1	.4	.3	-6
Rubber footwear	07-13-01	.183	226.1	226.1	2.5	0	.2	.3	-3
Disposable plastic dinnerware and tableware (June 1978 = 100) ³	07-27	.175	135.8	135.8	-7	0	0	0	0
Consumer and commercial plastics, not elsewhere classified (June 1978 = 100) ³	07-28	.379	130.9	131.0	3.1	.1	0	0	.1
Sanitary papers and health products ³	09-15-01	.737	352.0	351.2	.9	-2	-2	.8	-2
Newspapers (Dec. 1980 = 100) ³	09-31	5.700	120.2	120.4	9.6	.2	1.3	.2	.2
Periodicals (Dec. 1980 = 100) ³	09-32	1.900	118.0	119.7	11.9	1.4	1.1	.9	1.4
Books (Dec. 1980 = 100) ³	09-33	1.078	113.8	113.5	6.8	-3	.4	.1	-3
Electric lamps and bulbs	11-77	.209	287.5	285.2	6.2	-8	2.1	-1.1	-1.9
Household furniture	12-1	1.616	231.1	230.9	5.0	-1	.1	-1	-2
Floor coverings	12-3	.403	180.7	180.1	-1.5	-3	-1	.4	-6
Household appliances ³	12-4	1.279	198.5	199.3	5.6	.4	.8	.4	.4
Home electronic equipment ³	12-5	.582	88.2	88.2	.9	0	-1	.1	0
Dinnerware	12-61	.154	283.1	283.1	2.8	0	2.1	.8	0
Household glassware	12-62	.114	403.2	403.2	1.8	0	.9	-4	-3
Household flatware ³	12-64	.156	373.6	368.3	-16.7	-1.4	-2.5	2.1	-1.4
Lawnmowers	12-66	.177	230.6	230.6	4.6	0	.1	1.1	.2
Cutlery	12-67	.118	242.3	242.3	7.7	0	0	.8	.9
Passenger cars	14-11-01	6.995	214.6	215.0	4.9	.2	.7	1.9	.3
Light motor trucks ³	14-11-02-71	1.072	267.9	266.1	5.3	-7	4.0	3.0	-7
Boats (Dec. 1981 = 100) ³	14-3	.215	102.7	102.6	(*)	-1	.1	.7	-1
Toys, games, and children's vehicles	15-11	.516	224.5	224.5	4.3	0	.4	.4	.4
Sporting and athletic goods	15-12	.436	206.2	206.3	3.9	0	1.1	.3	-1.1
Small arms and ammunition	15-13	.149	269.0	269.0	7.5	0	.7	1.1	.2
Tobacco products	15-2	1.530	306.7	311.3	15.8	1.5	-1.4	.7	2.0

See footnotes at end of table.

Table 2. Producer price indexes and percent changes for selected commodity groupings by stage of processing—Continued

(1967=100 unless otherwise indicated)

Grouping	Commodity code	Relative importance Dec. 1981 ¹	Unadjusted index		Unadjusted percent change to July 1982 from:		Seasonally adjusted percent change from:		
			June 1982 ²	July 1982 ²	July 1981	June 1982	Apr. to May	May to June	June to July
Finished consumer goods excluding foods—Continued									
Mobile homes (Dec. 1974=100) ³	15-5	0.850	162.5	162.5	2.8	0	0.1	0.2	0
Jewelry, platinum & karat gold (Dec. 1978=100) ³	15-94-02	.830	156.8	166.3	-3.4	6.1	-4.1	-2.1	6.1
Other precious metal jewelry (Dec. 1978=100) ³	15-94-03	.212	164.6	164.6	.5	0	2.3	-2.3	0
Costume jewelry (Dec. 1978=100) ³	15-94-04	.342	126.2	126.8	10.4	.5	1.4	1.2	.5
Capital equipment		20.832	279.6	280.9	5.8	.5	.4	.8	.5
Agricultural machinery and equipment	11-1	1.230	308.8	310.2	7.7	.5	.4	1.0	.7
Construction machinery and equipment ³	11-2	1.429	343.7	346.1	6.9	.7	.6	.1	.7
Industrial process furnaces and ovens ³	11-34	.137	353.5	353.9	5.1	.1	1.0	.3	1.1
Metal cutting machine tools	11-37	.360	370.2	370.1	7.2	0	-2	.4	.1
Metal forming machine tools	11-38	.206	400.9	411.0	8.2	2.5	.5	.3	2.3
Pumps, compressors, and equipment	11-41	.432	347.3	347.4	6.0	0	.1	.2	2.2
Industrial material handling equipment	11-44	.736	286.9	286.7	2.8	-1	-2	.1	-2
Fans and blowers except portable	11-47	.123	334.8	334.0	2.8	-2	.7	-2	-6
Food products machinery	11-61	.381	312.9	312.9	3.7	0	.4	.7	-4
Textile machinery	11-62	.300	254.4	255.4	3.0	.4	.5	.3	-1
Woodworking machinery ³	11-63	.133	289.1	287.1	6.1	-7	1.9	-1	-7
Printing trades machinery ²	11-65	.198	295.9	302.1	3.1	2.1	0	0	2.1
Rubber working machinery (Dec. 1981=100) ³	11-66-01	.138	102.5	103.3	(*)	.8	1.0	.2	.8
Plastics machinery (Dec. 1981=100) ³	11-66-03	.200	101.9	103.1	(*)	1.2	0	.2	1.2
Chemical industry machinery ³	11-66-04	.115	425.1	427.0	7.6	.4	.2	.8	.4
Integrating and measuring instruments	11-72	.199	212.8	213.1	6.7	.1	1.0	.5	-3
Generators and generator sets	11-73-02	.479	340.9	343.7	8.9	.8	.4	-1	1.0
Transformers and power regulators ³	11-74	.494	223.1	223.2	6.1	0	.2	.1	0
Oil field and gas field machinery ²	11-91	.184	441.9	442.0	8.5	0	.2	.5	0
Mining machinery and equipment	11-92	.139	360.2	360.9	7.5	.2	1.0	1.0	.4
Office and store machines and equipment ³	11-93	1.209	151.6	151.9	2.6	.2	0	.4	.2
Commercial furniture ³	12-2	.779	276.2	277.8	7.4	.6	.4	.3	.6
Passenger cars	14-11-01	2.266	214.6	215.0	4.9	.2	.7	1.9	.3
Light motor trucks ³	14-11-02-71	1.433	267.9	266.1	5.3	-7	4.0	3.0	-7
Heavy motor trucks ³	14-11-02-81	1.094	302.4	-	(*)	(*)	.3	.4	(*)
Truck trailers (June 1980=100) ³	14-14	.260	108.8	109.0	3.3	.2	.2	.1	.2
Fixed wing, utility aircraft (Dec. 1968=100)	14-21-11	.914	296.6	296.6	7.2	0	.9	.9	.8
Railroad equipment	14-4	.429	349.6	349.3	3.3	-1	-1	.1	-8
Photographic equipment	15-41	.456	130.3	130.3	1.6	0	-4.2	-1.1	.2
Intermediate materials, supplies, and components		100.000	310.0	311.4	.9	.5	.1	.3	.4
Intermediate foods and feeds		5.322	245.3	244.1	-2.8	-5	1.7	-1	-1.2
Flour	02-12-01	.240	184.3	183.0	-3.8	-7	-1.1	.1	-1.5
Refined sugar (Dec. 1977=100) ³	02-53	.617	161.7	165.2	6.8	2.2	4.8	1.0	2.2
Confectionery materials (Dec. 1977=100) ³	02-54	.234	153.7	153.5	-10.3	-1	.1	-1.2	-1
Animal fats and oils	02-51	.059	324.9	316.3	5.4	-2.6	11.7	2.8	-4.8
Crude vegetable oils	02-72	.161	168.1	168.0	-15.6	-1	3.3	-2.3	-7.5
Prepared animal feeds	02-9	1.490	216.4	214.6	-7.6	-8	2.6	-5.3	-1
Intermediate materials less foods and feeds		94.678	314.8	316.4	1.2	.5	0	.3	.5
Synthetic fibers (Dec. 1975=100)	03-1	.747	163.8	162.4	1.7	-9	.2	-1	-7
Processed yarns and threads (Dec. 1975=100)	03-2	.955	139.4	139.2	-8	-1	.1	-9	.4
Gray fabrics (Dec. 1975=100)	03-3	1.138	145.8	144.8	-2.3	-7	.3	.5	-1.5
Finished fabrics (Dec. 1975=100)	03-4	1.682	124.0	123.8	-1.7	-2	-2	-1.0	-1
Leather	04-2	.248	306.7	307.4	-3.6	.2	-7	1.5	1.2
Coke oven products ³	05-2	.147	462.7	463.9	-1.2	.3	0	-1.2	.3
Liquefied petroleum gas ³	05-32	.743	546.4	563.0	-19.0	3.0	-3.5	1.5	3.0
Electric power	05-4	5.226	406.6	416.9	11.3	2.5	-9	-4	2.0
Gasoline	05-71	3.376	636.5	686.2	-6.5	7.8	-5.9	4.1	7.9
Kerosene (Feb. 1973=100)	05-72-02-01	.219	773.5	810.8	-3.9	4.8	-4.7	4.3	4.9
Commercial jet fuel (Feb. 1973=100) ³	05-72-03-01	1.449	817.5	818.1	-8.9	.1	-3.1	-1.2	.1
Diesel fuel (Feb. 1973=100) ³	05-73-03-01	1.625	759.6	794.8	-7.1	4.6	-4.2	2.8	4.6
Residual fuel	05-74	2.421	1227.2	1246.9	3.4	1.6	1.6	6.7	4.6
Lubricating oil materials ³	05-75	.637	888.1	888.1	-1.7	0	0	0	0
Industrial chemicals ³	06-1	4.313	352.9	349.7	-5.6	-9	-4	-1.5	-9
Prepared paint ³	06-21	.673	265.1	265.1	5.7	0	2.2	0	0
Paint materials	06-22	.702	304.2	304.3	-1	0	-5	-4	-2
Medicinal and botanical chemicals ³	06-31	.219	226.3	226.3	-4	0	.4	0	0
Fats and oils, inedible	06-4	.195	287.5	278.2	-4.4	-3.2	.6	5.7	-4.3
Mixed fertilizers	06-51	.315	271.5	271.6	1.8	0	.3	1.3	.4

See footnotes at end of table.

Table 2. Producer price indexes and percent changes for selected commodity groupings by stage of processing—Continued

(1967 = 100 unless otherwise indicated)

Grouping	Commodity code	Relative importance Dec. 1981 ¹	Unadjusted index		Unadjusted percent change to July 1982 from:		Seasonally adjusted percent change from:		
			June 1982 ²	July 1982 ²	July 1981	June 1982	Apr. to May	May to June	June to July
Intermediate materials less foods and feeds—Continued									
Nitrogenates	06-52-01	0.301	213.4	207.0	-5.6	-3.0	-1.1	0	-1.9
Phosphates	06-52-02	.324	296.6	291.2	1.9	-1.8	.8	1.7	-1.6
Other agricultural chemicals	06-53	.328	462.6	465.1	4.4	.5	-1.9	.4	.1
Plastic resins and materials	06-6	1.310	281.9	280.6	-5.2	-5	-9	-9	-1.1
Miscellaneous chemical products ³	06-79	1.343	317.2	310.4	4.2	-2.1	3.0	.1	-2.1
Synthetic rubber	07-11-02	.289	299.7	296.7	.8	-1.0	-3	-9	-1.0
Tires, tubes, tread, etc.	07-12	.783	255.3	255.6	3.6	.1	.4	.3	-6
Other miscellaneous rubber products	07-13-04	.685	293.9	295.4	17.2	.5	2.7	.2	.5
Plastic construction products (Dec. 1969 = 100)	07-21	.256	148.6	146.7	-5.7	-1.3	-2.7	1.1	-2.2
Unsupported plastic film and sheeting (Dec. 1970 = 100)	07-22	.496	214.9	213.4	3.3	-7	1.3	-1.5	0
Laminated plastic sheets (Dec. 1970 = 100)	07-23	.131	188.4	188.4	.9	0	-1.6	.2	.4
Foamed plastic products (June 1978 = 100) ³	07-24	.188	147.3	147.9	7.4	.4	0	.1	.4
Plastic packaging and shipping products (June 1978 = 100) ³	07-25	.359	138.4	138.3	5.1	-1	-4	.4	.1
Plastic parts and components for manufacturing (June 1978 = 100) ³	07-26	.694	136.5	136.5	4.0	0	.3	0	0
Softwood lumber	08-11	1.322	326.6	331.8	-5.7	1.6	-1	2.6	1.4
Hardwood lumber	08-12	.355	265.0	265.4	3.0	.2	.1	2.0	.3
Millwork	08-2	1.182	280.1	281.8	3.0	.6	.1	2.1	2.1
Plywood	08-3	.648	238.9	232.4	-6.2	-2.7	1.1	2.2	-4.4
Other wood products	08-4	.189	237.1	236.0	-2.0	-5	-1	-2	0
Woodpulp	09-11	.454	390.3	370.5	-6.0	-5.1	1.5	-1.4	-5.1
Paper	09-13	1.580	288.2	287.0	2.6	-4	-8	0	.2
Paperboard	09-14	.715	255.9	255.0	-1.7	-4	-1.1	-9	.4
Paper boxes and containers	09-15-03	1.923	250.7	250.3	1.3	-2	-2	.3	-3
Building paper and board	09-2	.240	239.4	239.2	1.6	-1	1.1	.3	.3
Foundry and forge shop products	10-15	1.915	345.2	345.6	4.5	.1	.2	-1	.5
Blast furnace and electric furnace products	10-16	.275	314.1	314.1	-8	0	-2	-5	0
Steel mill products	10-17	6.716	349.9	349.1	1.2	-2	.5	.4	-1.7
Primary nonferrous metals ³	10-22	1.788	263.6	271.6	-14.1	3.0	-2.1	-4.8	3.0
Secondary nonferrous metals	10-24	.455	225.9	229.0	-14.7	1.4	.6	-4.8	1.5
Nonferrous mill shapes	10-25	1.665	296.6	296.2	-3.1	-1	1.0	-4	.3
Nonferrous wire and cable ³	10-26	.749	204.4	202.0	-1.8	-1.2	.1	-1.8	-1.2
Metal containers	10-3	1.069	330.2	329.9	4.7	-1	.8	.9	.5
Hardware	10-4	.897	277.9	278.9	5.7	4	.3	.8	.2
Plumbing fixtures and brass fittings	10-5	.347	282.5	283.0	4.5	.2	.1	.3	.2
Heating equipment ³	10-6	.359	238.6	239.1	5.6	.2	.6	.5	.2
Fabricated structural metal products	10-7	3.313	305.2	303.8	2.0	-5	-4	.5	-8
Miscellaneous metal products	10-8	3.429	289.5	288.8	6.2	-2	1.9	-3	-8
Tractor parts (Dec. 1973 = 100) ³	11-11-51	.128	223.6	227.4	7.0	1.7	.7	2.0	1.7
Parts for farm machinery ex. tractors (Dec. 1973 = 100)	11-12-51	.152	245.0	247.0	5.8	.8	.7	.5	.9
Cutting tools and accessories ³	11-35	.309	273.0	273.0	4.6	0	.2	.4	0
Abrasive products	11-36	.254	298.1	298.0	7.3	0	1.2	.3	0
Parts for metal cutting machine tools (Dec. 1972 = 100) ³	11-37-51	.092	376.5	376.9	14.7	.1	0	0	.1
Parts for metal forming machine tools (Dec. 1972 = 100)	11-38-51	.056	322.7	340.7	11.9	5.6	.3	-8	3.5
Fluid power equipment (Dec. 1970 = 100)	11-43	.299	242.9	245.1	9.5	.9	.9	.5	.8
Mechanical power transmission equipment	11-45	.427	312.1	315.3	5.5	1.0	.2	.1	.5
Unitary air conditioners (Dec. 1977 = 100) ³	11-48-02	.261	133.9	135.5	3.8	1.2	0	-1	1.2
Refrigerant compressors and compressor units (Dec. 1977 = 100) ³	11-48-04	.307	131.2	131.2	2.4	0	0	0	0
Valves and fittings	11-49-01	.613	321.6	323.3	3.4	.5	-2	0	.9
Ball and roller bearings	11-49-05	.359	334.0	334.0	9.2	0	-9	-6	.6
Wiring devices	11-71	.665	322.7	323.6	7.8	.3	.4	-6	.3
Electric motors	11-73-01	.554	288.0	288.0	3.1	0	.3	.4	-1.0
Switchgear, switchboard, etc., equipment ³	11-75	.712	261.2	260.7	3.9	-2	.2	.5	-2
Electronic components and accessories	11-78	1.577	175.9	175.8	3.3	-1	.1	-2	-2
Environmental controls (June 1980 = 100) ³	11-81	.164	114.4	114.6	8.4	.2	-4	-1	.2
Parts for mining machinery and equipment (Dec. 1972 = 100)	11-92-53-01	.087	349.9	348.9	6.6	-3	1.5	1.4	-2
Internal combustion engines	11-94	.730	325.3	326.9	8.2	.5	1.9	.7	-1
Flat glass ³	13-11	.517	216.2	226.1	3.6	4.6	0	0	4.6
Portland cement	13-22-01-31	.564	338.5	337.6	1.8	-3	.8	.7	.1
Concrete products	13-3	1.769	297.9	298.2	1.6	.1	.2	.4	.4
Structural clay products, ex refractories ³	13-4	.230	258.4	258.8	3.1	.2	-1.0	.1	.2
Refractories	13-5	.200	340.9	340.9	11.0	0	0	.2	-6
Asphalt roofing	13-6	.345	388.8	392.3	-7.0	.9	1.1	1.5	-7
Gypsum products ³	13-7	.161	256.4	255.8	-1.5	-2	-1.3	-1.2	-2
Glass containers	13-8	.649	357.4	357.4	6.5	0	-1.5	.7	.9
Other nonmetallic minerals	13-9	1.240	465.2	466.4	-2.1	.3	-1.2	.1	.3
Motor vehicle parts	14-12	4.036	343.6	343.8	8.4	.1	.9	.8	.5
Notions	15-3	.203	280.3	280.3	4.8	0	2.8	.7	-2
Photographic supplies	15-42	.564	270.6	270.5	-1.3	0	1.5	2.1	1.7
Jewelers' materials and findings (Dec. 1978 = 100) ³	15-94-05	.190	148.2	150.5	-9.2	1.6	-1.7	-2.2	1.6

See footnotes at end of table.

Table 2. Producer price indexes and percent changes for selected commodity groupings by stage of processing—Continued

(1967 = 100 unless otherwise indicated)

Grouping	Commodity code	Relative importance Dec. 1981 ¹	Unadjusted index		Unadjusted percent change to July 1982 from:		Seasonally adjusted percent change from:		
			June 1982 ²	July 1982 ²	July 1981	June 1982	Apr. to May	May to June	June to July
Crude materials for further processing		100.000	325.7	323.4	-4.1	-0.7	2.2	-0.1	-1.0
Crude foodstuffs and feedstuffs		50.660	259.8	255.5	-4.4	-1.7	2.7	-6	-2.7
Fresh and dried fruits and vegetables									
Wheat	01-1	1.758	263.8	238.4	-10.2	-9.6	3.3	1.5	-11.2
Wheat	01-21	2.779	243.4	222.6	-8.2	-8.5	1.2	-.3	-10.8
Corn ³	01-22-02-05	4.028	210.7	206.7	-23.5	-1.9	3.1	-1.2	-1.9
Cattle	01-31	16.435	272.2	260.5	-1.4	-4.3	1.6	1.1	-3.9
Hogs	01-32	4.381	263.7	272.8	11.8	3.5	7.9	-2.9	-1.0
Live poultry	01-4	2.064	207.2	212.5	-1.3	2.6	3.4	3.2	-3.1
Fluid milk	01-6	9.529	278.9	279.0	-1.9	0	.6	.9	-6
Hay	01-81	.815	193.4	205.5	-22.7	6.3	3.8	-19.3	3.2
Oilseeds	01-83	3.022	225.4	224.0	-24.6	-6	2.3	-3.0	-3.8
Green coffee ³	01-91-01	1.645	319.6	319.6	22.3	0	0	0	0
Cocoa beans	01-91-02	.281	275.7	288.1	-23.2	4.5	-1	-13.0	1.8
Cane sugar, raw ³	02-52-01-01	1.569	285.9	314.5	15.8	10.0	10.9	6.5	10.0
Crude nonfood materials		49.340	467.9	470.0	-3.5	.4	1.7	.6	1.0
Raw cotton ³	01-51-01-01	1.085	206.8	226.8	-12.2	9.7	3.5	-5.5	9.7
Leaf tobacco	01-92-01-01	1.955	266.5	253.1	2.3	-5.0	.6	.6	-3.4
Cattle hides	04-11	.629	362.1	347.9	-1.6	-3.9	-.7	3.7	-5.5
Coal ³	05-1	4.438	534.1	538.6	6.5	.8	.4	-.1	.8
Natural gas ³	05-31	10.576	1336.2	1367.7	18.8	2.4	1.8	2.9	2.4
Crude petroleum ³	05-61	18.583	718.5	718.7	-10.0	0	0	0	0
Potash	06-52-03	.215	260.8	248.1	-8.6	-4.9	1.0	-5.3	-3.5
Crude natural rubber	07-11-01	.266	227.8	228.9	-14.3	.5	1.2	-.8	2.9
Logs, timber, etc.(Dec. 1981 = 100) ³	08-5	2.180	99.6	96.3	(*)	-3.3	-1.5	-.5	-3.3
Wastepaper	09-12	.300	115.2	115.6	-36.5	.3	-4.3	-2.9	1.3
Iron ore ³	10-11	.766	282.1	282.1	4.6	0	3.7	0	0
Iron and steel scrap	10-12	2.500	218.8	213.9	-33.9	-2.2	-2.5	-4.0	-1.6
Copper base scrap	10-23-01	1.112	118.6	123.1	-28.8	3.8	8.1	-13.7	4.0
Aluminium base scrap	10-23-02	.682	292.7	292.7	-33.1	0	-.9	-12.7	3.8
Sand, gravel, and crushed stone	13-21	2.967	279.8	279.8	6.5	0	1.3	.3	.3

¹ Comprehensive relative importance figures are computed once each year in December. Data shown are expressed as a percent of total finished goods, total intermediate materials, or total crude materials. Data shown will not add up to 100.000 because not all commodity components of each stage-of-processing (SOP) index are shown; relative importance figures shown account for about 89 percent of total finished goods, about 88 percent of total intermediate materials, and about 96 percent of total crude materials. For each commodity component of the Finished Goods Index which is allocated to both capital equipment and finished consumer goods excluding foods, the relative importance figure shown reflects only the share allocated to the SOP

grouping under which it is listed. For example, the relative importance figure shown for household furniture under the SOP grouping for finished consumer goods excluding foods includes the share allocated to that SOP grouping but not the share allocated to capital equipment.

² All data are subject to revision 4 months after original publication.

³ Not seasonally adjusted.

⁴ Not available.

Table 3. Producer price indexes for selected stage-of-processing groupings, seasonally adjusted
(1967 = 100)

Month and year	Finished goods	Finished consumer goods	Finished consumer goods excluding foods	Capital equipment	Intermediate materials	Intermediate foods and feeds	Intermediate materials excluding foods	Crude materials	Crude foodstuffs and feedstuffs	Crude nonfood materials
1975-JAN...	159.0	176.4	149.3	157.0	180.0	220.3	176.3	190.3	183.3	204.0
-FEB...	158.9	174.5	149.7	158.3	179.5	209.7	176.7	185.0	175.6	203.2
-MAR...	158.9	172.8	150.1	159.9	178.3	196.8	176.7	182.4	173.4	199.8
-APR...	160.2	175.7	150.5	160.8	178.6	198.8	176.8	190.1	184.3	201.4
-MAY...	161.2	177.7	151.1	161.4	177.9	190.3	176.8	195.4	190.2	205.5
-JUN...	162.4	180.1	151.8	162.0	177.7	184.9	177.1	196.4	191.8	205.3
-JUL...	163.9	182.8	152.7	163.1	178.4	189.5	177.5	199.4	196.5	205.1
-AUG...	165.2	184.8	154.1	163.4	180.0	196.9	178.5	201.3	198.6	206.5
-SEP...	166.4	186.1	155.2	164.7	180.6	194.1	179.4	206.0	202.9	212.0
-OCT...	167.7	187.7	156.4	165.6	182.4	192.5	181.5	208.0	205.7	212.4
-NOV...	168.4	187.4	157.6	166.8	183.1	187.7	182.8	205.6	202.2	212.3
-DEC...	168.7	189.3	159.5	167.7	183.8	182.6	184.0	204.6	198.4	216.7
1976-JAN...	168.5	183.7	159.0	168.8	184.4	182.1	184.7	201.4	194.2	215.6
-FEB...	168.1	180.6	159.4	169.6	180.6	180.6	185.2	198.4	191.3	212.4
-MAR...	168.4	180.1	159.7	170.6	185.5	180.2	185.9	196.6	187.7	214.5
-APR...	169.3	183.4	159.7	171.3	186.1	181.0	186.5	204.1	195.8	220.6
-MAY...	169.4	183.1	159.7	171.8	187.1	184.1	187.3	203.2	192.8	224.4
-JUN...	169.9	181.0	161.3	172.7	188.6	190.9	188.5	208.3	198.0	229.0
-JUL...	170.3	180.1	162.2	173.5	189.7	193.5	189.5	207.1	192.6	237.0
-AUG...	170.8	178.5	163.4	174.5	190.3	185.3	190.7	203.2	188.5	235.9
-SEP...	172.6	177.6	164.5	175.8	192.6	192.4	192.3	209.7	187.3	234.4
-OCT...	172.4	178.2	166.0	176.4	192.3	183.6	193.0	201.3	183.3	239.2
-NOV...	173.7	177.8	168.1	177.2	193.6	185.5	194.2	202.5	183.1	243.2
-DEC...	175.0	181.8	168.1	178.7	194.9	189.7	195.3	205.9	190.2	238.6
1977-JAN...	175.5	182.0	168.8	178.9	195.6	191.3	196.0	205.5	192.3	232.7
-FEB...	177.3	185.4	170.3	179.8	196.6	194.8	196.8	209.9	194.8	241.3
-MAR...	178.8	188.2	171.3	180.7	198.3	196.0	198.5	212.9	198.1	243.6
-APR...	179.6	188.7	172.3	181.5	200.0	207.3	199.6	218.1	204.6	245.8
-MAY...	180.8	191.1	173.1	182.5	201.4	210.5	200.9	216.1	200.6	248.2
-JUN...	181.2	189.8	173.9	183.5	201.5	198.3	201.8	219.1	192.3	246.1
-JUL...	181.9	191.1	174.3	184.5	202.0	183.2	203.3	206.8	189.3	243.3
-AUG...	183.1	192.0	175.3	186.1	202.9	181.0	204.4	204.0	184.1	245.7
-SEP...	183.8	191.0	176.7	187.2	203.9	176.0	205.8	203.5	182.9	246.9
-OCT...	184.8	191.7	177.5	189.0	204.3	175.8	206.3	204.5	184.4	246.7
-NOV...	186.3	193.3	179.0	190.4	205.7	187.0	207.0	208.9	189.9	248.8
-DEC...	187.1	194.1	179.5	191.7	206.6	187.3	207.9	212.2	192.6	253.4
1978-JAN...	188.0	195.9	180.2	192.2	207.8	190.4	209.0	215.2	196.6	254.1
-FEB...	189.4	200.0	180.4	193.2	209.1	192.6	210.3	218.8	201.5	254.7
-MAR...	190.4	201.1	181.3	194.5	210.5	198.5	211.3	222.8	207.0	255.9
-APR...	192.9	205.0	182.2	195.4	212.6	202.4	212.2	225.7	215.8	261.5
-MAY...	193.9	206.0	184.4	196.9	213.3	203.8	214.0	232.8	217.0	265.8
-JUN...	195.6	208.8	185.7	198.5	214.8	203.2	215.6	239.1	223.3	272.0
-JUL...	197.2	209.6	187.7	199.7	215.6	201.9	216.5	237.7	219.1	276.5
-AUG...	197.5	207.3	188.8	201.3	217.1	203.4	218.1	235.2	214.7	277.9
-SEP...	199.4	209.4	190.6	202.9	218.7	205.7	219.6	240.0	219.7	282.4
-OCT...	200.6	213.0	191.0	203.5	221.1	210.5	221.8	245.7	226.4	286.7
-NOV...	202.2	213.5	192.9	205.5	223.2	210.5	224.1	247.0	226.1	290.1
-DEC...	204.3	216.6	194.8	206.8	224.5	214.1	225.2	248.8	227.9	292.6
1979-JAN...	206.7	220.3	197.0	208.3	226.8	217.6	227.5	255.4	236.6	294.8
-FEB...	208.9	224.2	198.4	209.9	228.9	221.8	229.3	261.8	243.3	300.2
-MAR...	210.7	226.2	200.3	211.4	231.6	222.3	232.2	267.3	248.0	307.5
-APR...	212.6	227.6	202.6	213.2	234.9	225.5	235.6	271.2	252.3	310.5
-MAY...	213.7	225.6	205.1	214.6	237.9	224.4	238.8	272.5	250.3	319.0
-JUN...	215.0	223.1	208.2	215.9	240.4	224.9	241.5	275.3	248.4	331.7
-JUL...	217.3	223.6	211.6	217.5	244.5	231.4	245.4	277.6	251.1	333.2
-AUG...	219.4	224.7	214.9	217.7	247.7	227.0	249.2	273.2	243.8	335.3
-SEP...	223.1	227.4	215.8	219.6	251.6	229.0	253.2	280.0	248.6	346.3
-OCT...	225.5	227.4	223.6	221.5	255.7	228.3	257.7	282.5	248.4	354.5
-NOV...	228.5	231.5	226.8	223.1	258.2	229.0	262.3	286.2	250.3	361.8
-DEC...	230.4	232.3	229.2	225.1	260.6	231.1	262.7	289.1	251.4	368.9
1980-JAN...	234.2	231.7	235.4	228.2	267.1	227.6	269.9	289.0	245.8	380.7
-FEB...	237.3	231.4	240.7	230.0	272.0	239.2	274.4	295.1	251.4	387.6
-MAR...	239.9	233.4	243.7	232.1	273.9	234.8	276.8	289.0	245.2	381.8
-APR...	241.8	230.6	247.2	235.6	274.2	230.9	277.4	283.2	235.5	384.5
-MAY...	242.6	231.8	247.9	236.3	276.0	241.2	278.6	287.5	241.5	385.1
-JUN...	244.8	235.2	250.6	238.1	278.5	242.9	281.0	289.2	243.2	386.9
-JUL...	248.8	240.6	253.4	240.9	281.1	251.3	283.3	304.0	260.9	395.3
-AUG...	252.0	246.9	255.3	243.3	284.0	265.3	285.3	318.2	277.2	405.0
-SEP...	252.5	246.9	256.0	244.0	285.3	265.3	286.7	320.3	275.7	414.7
-OCT...	255.1	248.8	258.1	248.2	287.9	279.4	288.4	325.5	279.9	422.1
-NOV...	256.8	249.5	260.5	249.6	290.4	284.0	290.9	329.0	280.4	431.8
-DEC...	257.8	249.2	261.9	250.9	293.4	267.6	295.2	325.7	272.2	439.2
1981-JAN...	260.3	250.7	265.5	253.8	297.1	269.9	299.1	329.1	272.8	449.0
-FEB...	262.8	250.4	268.3	256.0	298.4	261.1	301.1	332.1	265.0	475.4
-MAR...	265.7	252.3	272.1	257.9	301.5	255.3	304.9	328.4	260.9	472.8
-APR...	268.2	252.7	275.5	260.2	304.1	257.3	307.6	333.2	264.2	480.6
-MAY...	268.8	253.3	275.6	262.0	305.7	255.6	309.5	333.7	260.9	489.6
-JUN...	270.3	254.5	277.1	264.1	306.9	255.1	310.8	336.9	265.0	490.8
-JUL...	271.3	256.6	277.4	265.6	308.1	251.0	312.3	337.6	264.9	493.2
-AUG...	272.1	256.8	277.9	267.4	309.7	251.4	314.1	334.4	261.9	489.7
-SEP...	272.6	255.5	279.3	267.8	309.8	242.5	314.8	328.4	252.0	492.2
-OCT...	274.2	255.0	281.4	270.5	309.7	238.3	315.1	322.7	246.1	486.9
-NOV...	275.5	253.2	283.3	272.5	310.6	233.6	316.3	318.1	240.8	483.9
-DEC...	276.3	253.0	284.6	274.1	311.1	233.2	316.9	313.6	234.1	484.6
1982-JAN...	277.8	255.9	285.6	275.4	312.0	237.8	317.6	319.3	244.5	480.3
-FEB...	277.3	257.1	284.7	274.3	311.1	238.9	316.5	317.3	246.1	470.6
-MAR...	276.9	256.8	283.6	275.7	310.1	237.4	315.5	314.7	246.7	461.2
-APR...	276.7	260.8	281.1	276.5	308.5	243.2	313.3	320.2	255.4	460.3
-MAY...	276.3	262.7	280.1	277.7	308.8	247.3	313.4	327.3	262.2	468.0
-JUN...	279.7	263.9	283.9	279.9	309.7	247.0	314.4	327.0	260.5	470.7
-JUL...	281.3	260.0	288.1	281.2	311.0	244.1	316.0	323.7	253.4	475.4

NOTE: Data for March 1982 have been revised to reflect the availability of late reports and corrections by respondents. All data are subject to revision 4 months after original publication.

Table 4. Producer price indexes for the net output of selected industries and their products

Industry and product ¹	Industry code	Product code	Index base	Index			Percent change to July 1982 from —			
				Mar. 1982 ²	June 1982 ²	July 1982 ²	June 1982	Apr. 1982	Jan. 1982	July 1981
Anthracite	1111		12/79	153.7	153.8	153.8	0.0	-0.5	0.5	13.2
Primary products		1111-P	12/79	153.4	152.5	152.5	0	-1.1	-3	10.6
Prepared anthracite shipped		1111-2	12/79	154.3	154.5	154.5	0	-5	.5	13.6
Stove		1111-206	12/79	151.3	151.3	151.3	0	0	3.8	11.1
Chestnut		1111-207	12/79	145.0	150.9	150.9	0	0	4.0	12.4
Pea		1111-208	12/79	(³)	160.3	160.3	0	-1.7	-1.7	9.1
Buckwheat no. 1		1111-209	12/79	(³)	149.0	149.0	0	0	0	7.5
Buckwheat no. 2		1111-211	12/79	(³)	160.8	160.8	0	-1.3	-1.3	10.3
Buckwheat no. 4		1111-213	12/79	147.0	143.9	143.9	0	-2.1	(³)	2.1
Buckwheat no. 5		1111-214	12/79	112.0	112.0	112.0	0	0	(³)	1.3
Bituminous Coal and Lignite	1211		12/81	102.9	103.8	104.5	.7	1.2	2.4	(³)
Primary products		1211-P	12/81	103.2	103.8	103.9	.1	1.0	2.4	(³)
Prepared		1211-A	12/81	102.3	103.4	104.1	.7	1.3	2.4	(³)
Steam electric utilities		1211-2	12/81	102.7	103.7	104.7	.9	1.4	2.7	(³)
North Appalachia		1211-211	12/81	102.2	101.7	104.0	2.2	2.5	3.8	(³)
Spot		1211-211 C01	12/81	107.1	(³)	99.6	(³)	-2.3	(³)	(³)
Contract		1211-211 C07	12/81	101.5	102.9	104.6	1.6	3.2	5.2	(³)
South Appalachia		1211-212	12/81	95.9	98.1	98.8	.7	1.8	-1.9	(³)
Contract		1211-212 C07	12/81	106.4	108.5	109.3	.7	.8	5.4	(³)
Midwest		1211-213	12/81	107.3	109.8	110.6	.8	1.0	6.1	(³)
Contract		1211-213 C07	12/81	104.5	105.1	105.1	0	.7	2.1	(³)
West		1211-214	12/81	104.5	105.1	105.1	0	.7	2.1	(³)
Contract		1211-214 C07	12/81	101.0	102.5	102.4	-1	1.1	2.5	(³)
Metallurgical/coke producer		1211-3	12/81	101.3	101.5	101.1	-3	-4	1.3	(³)
High volatile		1211-311	12/81	100.6	99.7	99.7	0	-7	-4	(³)
North Appalachia		1211-311 C07	12/81	100.7	(³)	(³)	(³)	(³)	(³)	(³)
Contract		1211-311	12/81	101.8	102.6	102.0	-6	-3	2.4	(³)
South Appalachia		1211-312	12/81	101.1	99.4	100.0	.6	.6	-6	(³)
Contract		1211-312 C07	12/81	100.9	103.3	103.6	.3	2.6	3.2	(³)
West		1211-33	12/81	100.5	98.4	99.7	1.3	-9	-2	(³)
Contract		1211-332 C07	12/81	101.1	106.1	(³)	(³)	(³)	(³)	(³)
South Appalachia		1211-332	12/81	101.1	101.9	103.3	2.0	2.7	2.2	(³)
Contract		1211-332 C07	12/81	97.4	93.9	95.9	2.1	.8	-2	(³)
All other industrial		1211-4	12/81	(³)	(³)	106.6	(³)	(³)	(³)	(³)
North Appalachia		1211-411	12/81	(³)	(³)	106.9	(³)	(³)	(³)	(³)
Contract		1211-411 C07	12/81	100.5	103.1	106.0	2.9	4.0	5.4	(³)
South Appalachia		1211-412	04/82	(³)	(³)	98.2	(³)	-1.8	(³)	(³)
Contract		1211-412 C07	04/82	(³)	(³)	97.8	(³)	-2.2	(³)	(³)
West		1211-614	04/82	(³)	(³)	100.1	(³)	.1	(³)	(³)
Contract		1211-614 C07	04/82	(³)	(³)	102.2	(³)	2.2	(³)	(³)
Unprepared (raw)		1211-1	12/81	106.1	105.2	103.2	-1.9	.2	2.5	(³)
For preparation at other establishments		1211-101	12/81	(³)	(³)	(³)	(³)	(³)	(³)	(³)
For use without preparation		1211-102	12/81	107.2	107.6	108.2	.5	.5	2.4	(³)
Construction sand and gravel	1442		06/82	(³)	100.0	100.0	0	(³)	(³)	(³)
Primary products		1442-P	06/82	(³)	100.0	100.0	0	(³)	(³)	(³)
Construction sand		1442-3	06/82	(³)	100.0	100.0	0	(³)	(³)	(³)
Northeast region		1442-3A	06/82	(³)	100.0	100.0	0	(³)	(³)	(³)
Mid-Atlantic		1442-32	06/82	(³)	100.0	100.0	0	(³)	(³)	(³)
Concrete aggregate and concrete products		1442-321	06/82	(³)	100.0	100.0	0	(³)	(³)	(³)
North Central region		1442-3B	06/82	(³)	100.0	99.9	-1	(³)	(³)	(³)
East North Central		1442-33	06/82	(³)	100.0	99.9	-1	(³)	(³)	(³)
Concrete aggregate and concrete products		1442-331	06/82	(³)	100.0	99.7	-3	(³)	(³)	(³)
Asphaltic and other aggregate and bituminous paving mixture		1442-333	06/82	(³)	(³)	(³)	(³)	(³)	(³)	(³)
West North Central		1442-34	06/82	(³)	100.0	100.0	0	(³)	(³)	(³)
Concrete aggregate and concrete products		1442-341	06/82	(³)	100.0	100.2	.2	(³)	(³)	(³)
South region		1442-3C	06/82	(³)	100.0	100.0	0	(³)	(³)	(³)
South Atlantic		1442-35	06/82	(³)	100.0	100.0	0	(³)	(³)	(³)
Concrete aggregate and concrete products		1442-351	06/82	(³)	100.0	100.0	0	(³)	(³)	(³)
East South Central		1442-36	06/82	(³)	100.0	100.0	0	(³)	(³)	(³)
Concrete aggregate and concrete products		1442-361	06/82	(³)	100.0	100.0	0	(³)	(³)	(³)
West South Central		1442-37	06/82	(³)	100.0	100.7	.7	(³)	(³)	(³)
Concrete aggregate and concrete products		1442-371	06/82	(³)	100.0	100.8	.8	(³)	(³)	(³)
West region		1442-3D	06/82	(³)	100.0	100.0	0	(³)	(³)	(³)
Pacific		1442-39	06/82	(³)	100.0	100.0	0	(³)	(³)	(³)
Concrete aggregate and concrete products		1442-391	06/82	(³)	100.0	100.0	0	(³)	(³)	(³)
Fill, road base and other		1442-395	06/82	(³)	100.0	100.0	0	(³)	(³)	(³)
Construction gravel		1442-5	06/82	(³)	100.0	100.0	0	(³)	(³)	(³)
Northeast region		1442-5A	06/82	(³)	100.0	100.1	.1	(³)	(³)	(³)
New England		1442-51	06/82	(³)	100.0	100.3	.3	(³)	(³)	(³)
Concrete aggregate and concrete products		1442-511	06/82	(³)	100.0	100.0	0	(³)	(³)	(³)
Fill, road base and other		1442-515	06/82	(³)	100.0	100.6	.6	(³)	(³)	(³)
Mid-Atlantic		1442-52	06/82	(³)	100.0	100.0	0	(³)	(³)	(³)
North Central region		1442-5B	06/82	(³)	100.0	100.0	0	(³)	(³)	(³)
East North Central		1442-53	06/82	(³)	100.0	100.0	0	(³)	(³)	(³)
Concrete aggregate and concrete products		1442-531	06/82	(³)	100.0	100.0	0	(³)	(³)	(³)

See footnotes at end of table.

Table 4. Producer price indexes for the net output of selected industries and their products—Continued

Industry and product ¹	Industry code	Product code	Index base	Index			Percent change to July 1982 from —			
				Mar. 1982 ²	June 1982 ²	July 1982 ²	June 1982	Apr. 1982	Jan. 1982	July 1981
Construction sand and gravel—Continued										
Asphaltic and other aggregate and bituminous paving mixture		1442-533	06/82	(^o)	100.0	100.0	0	(^o)	(^o)	(^o)
Fill, road base and other		1442-535	06/82	(^o)	100.0	100.0	0	(^o)	(^o)	(^o)
West North Central		1442-54	06/82	(^o)	100.0	100.1	.1	(^o)	(^o)	(^o)
Concrete aggregate and concrete products		1442-541	06/82	(^o)	100.0	100.1	.1	(^o)	(^o)	(^o)
Asphaltic and other aggregate and bituminous paving mixture		1442-543	06/82	(^o)	100.0	100.0	0	(^o)	(^o)	(^o)
South region		1442-5C	06/82	(^o)	100.0	100.0	0	(^o)	(^o)	(^o)
South Atlantic		1442-55	06/82	(^o)	100.0	100.0	0	(^o)	(^o)	(^o)
Concrete aggregate and concrete products		1442-551	06/82	(^o)	100.0	100.0	0	(^o)	(^o)	(^o)
Asphaltic and other aggregate and bituminous paving mixture		1442-553	06/82	(^o)	(^o)	(^o)	(^o)	(^o)	(^o)	(^o)
Fill, road base and other		1442-555	06/82	(^o)	100.0	100.0	0	(^o)	(^o)	(^o)
East South Central		1442-56	06/82	(^o)	100.0	100.0	0	(^o)	(^o)	(^o)
Concrete aggregate and concrete products		1442-561	06/82	(^o)	(^o)	(^o)	(^o)	(^o)	(^o)	(^o)
Fill, road base and other		1442-565	06/82	(^o)	100.0	100.0	0	(^o)	(^o)	(^o)
West South Central		1442-57	06/82	(^o)	100.0	100.0	0	(^o)	(^o)	(^o)
Concrete aggregate and concrete products		1442-571	06/82	(^o)	(^o)	(^o)	(^o)	(^o)	(^o)	(^o)
Asphaltic and other aggregate and bituminous paving mixture		1442-573	06/82	(^o)	(^o)	(^o)	(^o)	(^o)	(^o)	(^o)
West region		1442-5D	06/82	(^o)	100.0	100.0	0	(^o)	(^o)	(^o)
Pacific		1442-59	06/82	(^o)	100.0	400.0	0	(^o)	(^o)	(^o)
Concrete aggregate and concrete products		1442-591	06/82	(^o)	100.0	100.0	0	(^o)	(^o)	(^o)
Asphaltic and other aggregate and bituminous paving mixture		1442-593	06/82	(^o)	100.0	100.0	0	(^o)	(^o)	(^o)
Secondary products		1442-S	06/82	(^o)	(^o)	(^o)	(^o)	(^o)	(^o)	(^o)
Industrial sand	1446		06/82	(^o)	100.0	100.0	0	(^o)	(^o)	(^o)
Primary products		1446-P	06/82	(^o)	100.0	100.0	0	(^o)	(^o)	(^o)
Glass sand		1446-1	06/82	(^o)	100.0	100.0	0	(^o)	(^o)	(^o)
Molding sand		1446-5	06/82	(^o)	100.0	100.0	0	(^o)	(^o)	(^o)
Other industrial sand, n.e.c.		1446-9	06/82	(^o)	100.0	100.0	0	(^o)	(^o)	(^o)
Abrasive sand, including blast sand		1446-90101	06/82	(^o)	100.0	100.0	0	(^o)	(^o)	(^o)
Hydraulic fracture sand		1446-90103	06/82	(^o)	100.0	100.0	0	(^o)	(^o)	(^o)
Other industrial sand, n.e.c.		1446-90109	06/82	(^o)	100.0	100.0	0	(^o)	(^o)	(^o)
Meat packing plants	2011		12/80	99.4	106.7	103.8	-2.8	2.0	8.8	2.3
Primary products		2011-P	12/80	99.4	107.0	103.9	-2.8	2.1	8.8	2.3
Miscellaneous byproducts of meatpacking plants, except sausage casings		2011-C	12/80	84.4	92.3	91.4	-1.0	3.8	3.3	-6.2
Killing floor offal, scrap, bones etc.		2011-C55	12/80	78.6	81.5	(^o)	(^o)	(^o)	(^o)	(^o)
Beef, not canned or made into sausage		2011-1	12/80	99.7	106.5	101.0	-5.2	-1.3	7.1	-1.2
Whole carcass beef		2011-112								
USDA prime beef carcasses		2011-11201	12/80	101.8	(^o)	(^o)	(^o)	(^o)	(^o)	(^o)
USDA choice beef carcasses		2011-11202	12/80	102.5	110.7	103.8	-6.3	-1.0	7.8	-3.3
USDA good beef carcasses		2011-11203	12/80	99.4	105.1	97.3	-7.5	-4.4	3.5	-3.2
USDA utility beef carcasses		2011-11204	12/80	(^o)	100.3	96.8	-3.5	5.8	13.1	-2.8
Other USDA graded and ungraded beef carcasses		2011-11298	12/80	99.9	107.9	101.2	-6.2	-2	6.8	-2.0
Primal and fabricated beef cuts		2011-117	12/80	99.4	104.5	101.8	-2.6	-2.7	8.2	.7
Boneless beef, including hamburger		2011-131	12/80	90.7	92.1	90.7	-1.5	-5	4.7	-2.9
Variety meats (edible organs)		2011-151	12/80	90.3	89.1	84.9	-4.7	-6.2	0	-10.4
Veal, not canned or made into sausage		2011-2	12/80	94.2	96.5	94.6	-2.0	.4	.4	-3.5
Whole carcass veal		2011-212	12/80	93.6	96.3	93.7	-2.6	.2	.2	-4.8
Pork, fresh and frozen		2011-4	12/80	99.2	109.1	111.4	2.1	9.9	16.0	7.1
Primal cuts including trimmings		2011-417	12/80	98.4	109.9	112.7	2.5	11.4	18.3	8.3
Boston butts		2011-41701	12/80	90.4	120.5	128.5	6.6	18.6	32.9	3.5
Pork loins		2011-41702	12/80	103.8	125.9	131.5	4.5	15.2	15.3	12.9
Other primal cuts		2011-41798	12/80	98.5	106.5	108.2	1.6	9.8	17.2	8.2
Variety meats (fresh edible organs)		2011-451	12/80	91.3	92.2	92.2	.1	2.5	4.7	-7.1
Lard		2011-5	12/80	101.3	108.6	104.5	-3.9	2.0	8.5	2.0
Lard, commercial sizes (over 3 lbs.)		2011-517	12/80	99.5	109.1	104.3	-4.4	3.4	11.2	.8
Pork, processed or cured, including frozen (not canned or made into sausage)		2011-6	12/80	103.6	114.2	115.4	1.1	7.9	13.1	17.4
Hams and picnics, except canned		2011-631	12/80	97.9	104.6	104.0	-.6	5.4	10.2	6.5
Hams		2011-63101	12/80	97.8	103.7	103.7	.1	5.6	10.5	7.4
Slab bacon		2011-635	12/80	103.8	121.7	127.7	4.9	15.0	30.5	36.8
Sliced bacon		2011-641	12/80	112.5	128.0	130.3	1.8	10.1	16.0	28.9
Sausage and similar products (not canned)		2011-7	12/80	99.7	109.9	108.7	-1.1	7.0	10.6	10.4
Fresh sausage, pork sausage, breakfast links, etc.		2011-711	12/80	102.8	115.6	115.3	-.3	9.8	14.7	19.5
Fresh pork sausage, roll, artificial casing		2011-71101	12/80	(^o)	(^o)	117.8	(^o)	11.2	13.7	22.6
Dry and semidry sausage (salami, cervelat, summer sausage, pepperoni, pork rolls, etc.)		2011-717	12/80	92.1	100.7	100.6	0	9.2	11.1	13.3
Frankfurters and weiners		2011-721	12/80	101.0	112.1	108.9	-2.9	5.0	8.3	3.8
Frankfurters, skinless, all meat		2011-72101	12/80	101.7	114.5	111.0	-3.0	5.8	9.8	4.9
Other sausage, smoked or cooked (bologna, liverwurst, Polish sausage, packaged lunchmeat, etc.)		2011-735	12/80	97.9	106.4	105.6	-.8	6.0	9.3	8.3
Bologna, all meat		2011-73501	12/80	92.9	102.2	102.4	.2	10.0	10.1	10.1
Other smoked or cooked sausages		2011-73598	12/80	101.0	109.0	107.6	-1.3	3.9	8.9	7.3
Hides, skins, and pelts		2011-9	12/80	91.6	92.3	88.8	-3.8	-4.6	-7.7	-1.6
Cattle hides, except kip		2011-912	12/80	90.5	91.4	87.8	-3.9	-4.6	-7.8	-1.5
Packer, branded cow		2011-91202	12/80	84.4	83.9	82.1	-2.2	-7.4	-9.5	-7.2
Packer, native steer, heavy		2011-91203	12/80	77.4	80.1	81.3	1.5	2.4	-6.9	-2.7
Packer, butt brander		2011-91205	12/80	89.5	96.4	(^o)	(^o)	(^o)	(^o)	(^o)
Other cattle hides		2011-91298	12/80	94.7	(^o)	88.1	(^o)	-7.7	-9.8	-1.1
Other hides, skins, and pelts, except kip		2011-997	12/80	129.7	122.2	122.6	.3	-3.7	-5.7	-4.1
Miscellaneous receipts		2011-M	12/80	104.4	111.1	115.3	3.8	8.2	13.3	11.6
Contract work and other miscellaneous receipts		2011-XY9	12/80	(^o)	106.9	(^o)	(^o)	(^o)	(^o)	(^o)
Resales		2011-Z89	12/80	104.3	111.2	115.6	3.9	8.4	13.7	11.8
Secondary products		2011-S	12/80	95.0	98.3	97.9	-.4	-2	8.9	-.7

See footnotes at end of table.

Table 4. Producer price indexes for the net output of selected industries and their products—Continued

Industry and product ¹	Industry code	Product code	Index base	Index			Percent change to July 1982 from —			
				Mar. 1982 ²	June 1982 ²	July 1982 ²	June 1982	Apr. 1982	Jan. 1982	July 1981
Meat packing plants—Continued										
Prepared meats manufactured from animals slaughtered off premises		2013-S	12/80	(³)	112.3	(³)	(³)	(³)	(³)	(³)
Poultry dressing, poultry and egg processing										
Primary products	2018	2018-P	12/81	106.0	109.6	110.9	1.2	6.5	9.0	(³)
Young chicken		2018-1	12/81	106.0	109.7	111.0	1.2	6.5	9.0	(³)
Bulk broilers/wet ice pack		2018-133	12/81	108.4	112.7	114.0	1.2	7.6	10.5	(³)
Grade A bulk whole broilers/wet ice pack		2018-13301	12/81	109.6	113.4	114.3	.8	6.5	10.1	(³)
Other wet ice bulk broilers, including parts		2018-13398	12/81	110.3	114.4	115.8	1.2	8.3	11.6	(³)
Tray pack broilers		2018-136	12/81	108.4	112.0	112.0	0	3.9	7.9	(³)
Other broilers including frozen		2018-136	12/81	106.2	110.2	(³)	(³)	(³)	(³)	(³)
Turkeys		2018-139	12/81	109.7	109.9	115.9	5.5	8.5	12.8	(³)
Young turkeys		2018-3	12/81	105.6	111.5	114.2	2.4	9.2	13.6	(³)
Hens, whole, Grade A frozen		2018-323	12/81	107.2	113.2	116.2	2.7	9.5	14.5	(³)
Toms, whole, Grade A frozen		2018-32301	12/81	107.3	111.5	114.0	2.3	5.4	11.0	(³)
Other young turkey		2018-32302	12/81	101.0	108.5	113.9	4.9	12.3	12.8	(³)
Processed poultry and small game		2018-32398	12/81	113.0	119.5	120.8	1.1	11.4	20.0	(³)
Turkey, cooked or smoked		2018-5	12/81	100.7	103.3	104.7	1.3	3.5	6.0	(³)
Chicken, cooked or smoked		2018-521	12/81	100.8	(³)	107.3	(³)	5.9	9.7	(³)
Liquid, dried and frozen eggs		2018-523	12/81	100.7	101.3	(³)	(³)	(³)	(³)	(³)
Dried whole eggs		2018-9	12/81	96.0	92.6	91.5	-1.2	-2.4	-8.8	(³)
Frozen or liquid egg yolks		2018-915	12/81	97.8	85.7	85.6	-1	-9.3	-13.5	(³)
Frozen or liquid whole eggs		2018-953	12/81	94.6	(³)	86.3	(³)	-4.5	-9.6	(³)
Secondary products		2018-955	12/81	100.4	85.7	88.3	3.0	-3.0	-7.8	(³)
		2018-S	12/81	102.9	112.1	113.5	1.2	13.3	13.9	(³)
Natural and processed cheese										
Primary products	2022	2022-P	06/81	100.3	100.8	101.1	.3	.9	0	2.2
Natural cheese, except cottage cheese		2022-1	06/81	101.4	101.6	101.7	.1	.4	.4	2.1
American-type cheese		2022-102	06/81	101.1	101.2	101.1	-1	0	-1	1.2
Cheddar cheese		2022-10201	06/81	100.9	100.9	100.8	-1	-1	-1	1.1
Other American-type cheese		2022-10211	06/81	101.1	(³)	101.2	(³)	.1	.1	1.3
Italian-type cheese		2022-10211	06/81	100.2	100.0	99.7	-3	-6	-8	.3
Mozzarella cheese		2022-103	06/81	100.8	101.4	101.2	-2	.2	.2	.8
Other Italian-type cheese		2022-10301	06/81	99.7	100.9	101.0	.1	1.3	.9	.9
Swiss cheese		2022-10311	06/81	102.3	102.1	101.5	-6	-1.3	-8	.7
Other natural cheese, except cottage		2022-105	06/81	100.4	100.4	100.4	0	(³)	(³)	(³)
Processed cheese and related products		2022-111	06/81	(³)	101.5	101.5	0	-2	-3	1.4
Processed cheese		2022-2	06/81	101.7	102.0	102.3	.3	.8	.9	3.3
Cheese food		2022-211	06/81	100.1	(³)	100.4	(³)	.3	.4	1.8
Cheese spread		2022-213	06/81	104.7	105.9	106.2	.3	1.8	1.8	(³)
Miscellaneous receipts		2022-215	06/81	104.3	105.7	105.8	.1	1.5	2.1	5.8
Resales		2022-M	06/81	100.1	100.3	102.5	2.3	2.4	2.4	2.8
Secondary products		2022-Z89	06/81	100.1	(³)	102.6	(³)	2.5	2.5	2.9
Fluid milk		2022-S	06/81	91.9	95.5	95.6	0	4.1	-5.6	2.5
		2026-S	06/81	99.9	99.6	100.6	1.0	.9	.9	.3
Canned fruits and vegetables										
Primary products	2033	2033-P	06/81	105.4	106.3	106.7	.3	1.5	1.8	5.5
Canned fruits, except baby food		2033-1	06/81	106.0	107.2	107.2	.1	1.7	1.8	6.2
Apples		2033-112	06/81	105.3	106.3	106.7	.3	1.7	1.0	7.6
Fruits for salads		2033-134	06/81	101.6	101.6	(³)	(³)	(³)	(³)	(³)
Fruit pie fillings		2033-134	06/81	97.9	91.2	90.9	-3	-3	-7.2	-9.1
Applesauce		2033-162	06/81	107.4	96.7	98.9	2.3	-7.9	-6.7	-1.1
Olives, ripe and green ripe		2033-171	06/81	110.3	107.5	107.7	.3	-2.6	-1.2	7.7
Peaches, including spiced		2033-173	06/81	129.2	130.1	(³)	(³)	(³)	(³)	(³)
Pears, including spiced		2033-174	06/81	106.4	110.4	113.4	2.8	11.0	6.6	12.4
Canned vegetables, except hominy and mushrooms		2033-175	06/81	93.1	(³)	95.8	(³)	2.9	1.1	-4.2
Fresh lima beans		2033-2	06/81	100.9	102.2	102.8	.7	1.2	2.2	1.7
Beans, green and wax (including blue lake)		2033-203	06/81	105.3	105.3	101.8	-3.3	-3.3	-2.2	2.7
Carrots		2033-207	06/81	96.8	91.6	93.3	1.8	-1	-4.3	-7.9
Vegetable combinations		2033-215	06/81	97.6	97.1	(³)	(³)	(³)	(³)	(³)
Spinach		2033-235	06/81	107.4	103.0	107.5	4.3	4.2	-8	(³)
White potatoes		2033-255	06/81	120.4	115.9	111.5	-3.8	-7.4	-1.5	3.1
Beets		2033-275	06/81	114.8	120.7	120.0	-5	4.1	4.8	11.8
Sweet corn, whole kernel		2033-293	06/81	102.8	112.3	113.7	1.3	10.6	7.1	11.0
Green peas		2033-294	06/81	93.1	95.6	97.0	1.4	1.8	5.4	-3.0
Tomatoes		2033-296	06/81	93.3	96.2	96.6	.4	3.0	2.3	-2.7
Canned hominy and mushrooms		2033-297	06/81	113.9	117.7	117.6	0	-4	4.3	14.2
Mushrooms		2033-3	06/81	95.1	90.9	89.7	-1.3	-5.2	-6.4	-10.9
Canned fruit juices, nectars, and concentrates		2033-321	06/81	94.5	89.9	88.6	-1.4	-5.7	-7.0	-12.0
Apple juice		2033-4	06/81	102.8	103.1	102.6	-5	-2	2.8	2.5
Pineapple juice		2033-411	06/81	109.7	113.9	111.3	-2.3	-7	1.7	11.3
Grapefruit juice		2033-428	06/81	107.9	110.4	(³)	(³)	(³)	(³)	(³)
Other whole fruit juices and mixtures of whole fruit juices		2033-431	06/81	96.5	96.5	96.5	0	0	-2.1	-3.5
Canned vegetable juices		2033-472	06/81	104.2	104.2	103.4	-7	-4	2.6	3.4
Tomato juice		2033-5								
Catsup and other tomato sauces, etc.		2033-515	06/81	113.2	114.3	115.0	.6	2.2	1.7	11.1
Tomato sauces		2033-6	06/81	116.4	118.4	118.5	.1	3.4	3.1	14.5
Catsup		2033-614	06/81	109.2	112.8	112.9	.1	(³)	4.8	10.8
Tomato paste		2033-821	06/81	122.2	121.4	(³)	(³)	(³)	(³)	(³)
Tomato pulp and puree		2033-662	06/81	(³)	(³)	123.0	(³)	(³)	(³)	(³)
Jams, jellies and preserves		2033-691	06/81	116.6	118.8	118.8	0	.7	3.3	13.5
Strawberry jams and preserves		2033-8	06/81	108.0	110.4	108.3	-1.8	6.0	-1.9	8.1
Other jams and preserves		2033-811	06/81	101.1	101.6	101.6	0	.5	(³)	(³)
Grape jelly		2033-815	06/81	103.9	111.6	105.0	-5.9	-5.9	(³)	5.0
Other jellies		2033-821	06/81	101.7	101.7	100.5	-1.2	4.9	-1.1	(³)
		2033-825	06/81	(³)	(³)	(³)	(³)	(³)	(³)	(³)

See footnotes at end of table.

Table 4. Producer price indexes for the net output of selected industries and their products—Continued

Industry and product ¹	Industry code	Product code	Index base	Index			Percent change to July 1982 from —			
				Mar. 1982 ²	June 1982 ²	July 1982 ²	June 1982	Apr. 1982	Jan. 1982	July 1981
Canned fruits and vegetables—Continued										
Miscellaneous receipts		2033-M	06/81	89.2	87.5	90.9	3.9	-0.4	-0.5	-8.1
Resales		2033-Z89	06/81	87.9	87.1	90.5	3.8	.3	.2	-8.5
Secondary products		2033-S	06/81	103.9	103.4	106.0	2.4	.1	2.8	3.1
Canned specialties		2032-S	06/81	99.7	97.1	97.4	.3	-1.6	2.0	-2.3
Other secondary products		2033-SSS	06/81	103.5	103.7	109.0	5.2	.9	3.5	2.7
Frozen fruits and vegetables		2037-S	06/81	107.2	107.2	107.2	.0	0	2.4	7.2
Pickles, sauces and salad dressings										
Pickles	2035	2035-P	06/81	101.2	102.3	102.9	.6	1.5	1.8	2.8
Primary products		2035-2	06/81	101.9	102.7	102.9	.2	.7	1.5	2.8
Pickles and other pickled products		2035-211	06/81	104.2	104.4	104.6	.2	.3	.6	4.4
Dill pickles		2035-215	06/81	103.5	104.1	104.3	.3	.6	1.0	3.9
Sweet pickles		2035-233	06/81	107.3	107.3	107.3	0	0	.5	7.3
Other finished pickled products		2035-298	06/81	104.5	104.3	104.7	.4	.2	.6	4.4
Unfinished pickled products		2035-3	06/81	(?)	104.2	104.2	0	-6	(?)	5.3
Meat sauces		2035-311	06/81	105.9	105.9	107.7	1.7	1.7	7.7	7.7
Prepared mustard		2035-411	06/81	101.1	101.3	106.5	5.1	5.1	6.4	6.5
Mayonnaise, salad dressings and sandwich spreads		2035-423	06/81	99.9	101.1	101.1	-1	.8	1.1	1.1
Salad dressing		2035-429	06/81	(?)	102.2	(?)	(?)	(?)	(?)	(?)
Mayonnaise		2035-431	06/81	99.1	100.3	100.2	-1	0	.6	.2
Sandwich spread, refrigerated dressing and other spoon-type dressings		2035-439	06/81	100.0	100.0	100.0	0	0	0	0
French dressing		2035-439	06/81	98.8	99.1	98.8	-3	0	-5	-9
Cheese, low calorie and other pourable-type dressings		2035-S	06/81	101.4	101.4	101.5	0	0	1.1	1.4
Secondary products		2035-SSS	06/81	100.0	101.6	103.2	1.5	3.1	2.5	2.9
Other secondary products			06/81	99.9	101.7	103.5	1.8	3.6	2.7	3.3
Frozen fruits and vegetables										
Primary production	2037	2037-P	06/81	103.3	103.7	103.9	.1	1.2	2.1	3.2
Frozen fruits, juices and ades		2037-1	06/81	104.5	103.2	103.4	.2	-3	1.1	2.6
Frozen blueberries		2037-163	06/81	99.3	95.1	95.2	.1	-3.2	-.7	-4.3
Frozen orange juice		2037-179	06/81	103.0	102.0	102.0	0	(?)	.9	1.2
Frozen orange juice, over one gallon		2037-17901	06/81	98.9	91.5	91.5	0	-5.7	-1.1	-8.5
Frozen orange juice, 16 oz. to one gallon		2037-17902	06/81	100.3	(?)	(?)	(?)	(?)	(?)	(?)
Frozen orange juice, 10.1 to 13 oz		2037-17903	06/81	(?)	(?)	93.3	(?)	(?)	(?)	(?)
Frozen orange juice, 4.1 to 7 oz		2037-17904	06/81	97.2	(?)	91.6	(?)	-5.7	-2.2	(?)
Frozen grapefruit juice		2037-183	06/81	100.0	93.0	93.0	0	-7.0	0	(?)
Frozen grapefruit juice, 4.1 to 7 oz		2037-18301	07/81	(?)	(?)	95.1	(?)	(?)	(?)	-4.9
Frozen grapefruit juice, all other sizes		2037-18302	07/81	(?)	(?)	83.4	(?)	(?)	(?)	-16.6
Frozen lemonade		2037-189	06/81	(?)	(?)	92.8	(?)	(?)	(?)	(?)
Frozen lemonade, 10.1 to 13 oz		2037-18902	06/81	(?)	(?)	94.4	(?)	(?)	(?)	(?)
Frozen grape juice		2037-191	06/81	(?)	(?)	108.3	(?)	(?)	(?)	(?)
Frozen grape juice, 10.1 to 13 oz		2037-19102	06/81	(?)	(?)	110.4	(?)	(?)	(?)	(?)
Other frozen fruit and berry juice, concentrated		2037-195	06/81	99.7	100.6	100.6	0	.2	.6	1.5
Citrus pulp		2037-197	06/81	83.1	84.4	84.2	-2	1.4	4.5	-9.0
Frozen vegetables										
Frozen green beans		2037-2	06/81	108.5	109.5	109.7	.2	1.7	2.3	7.9
Frozen broccoli		2037-213	06/81	105.7	108.0	110.6	2.4	4.6	5.1	9.7
Frozen brussels sprouts		2037-225	06/81	100.0	101.3	101.3	0	(?)	(?)	(?)
Frozen carrots		2037-231	06/81	111.6	115.7	115.7	0	5.7	(?)	7.3
Frozen cauliflower		2037-233	06/81	109.1	114.2	112.6	-1.4	2.2	3.2	13.8
Frozen green peas		2037-235	06/81	(?)	(?)	110.3	(?)	(?)	(?)	10.4
Frozen spinach		2037-241	06/81	127.3	129.8	129.8	0	2.0	2.0	19.0
Frozen succotash		2037-242	06/81	100.1	101.1	103.0	1.9	3.5	2.9	3.0
Other frozen combinations		2037-243	06/81	112.0	112.6	111.8	-8	(?)	2.9	11.6
Frozen french fried potatoes		2037-246	06/81	108.2	(?)	110.2	(?)	2.1	(?)	9.0
Frozen french fried potatoes, two lbs. and under		2037-248	06/81	107.6	107.4	107.0	-4	0	-7	4.2
Frozen french fried potatoes, over two lbs.		2037-24801	06/81	100.0	101.3	96.3	-4.9	-2.0	-3.6	-3.7
Other frozen potato products		2037-24802	06/81	109.2	108.7	109.2	.4	.4	-.2	5.8
Frozen sweet cut corn, yellow		2037-249	06/81	108.4	107.4	107.9	.4	.4	2.4	9.9
Frozen sweet cob corn, yellow		2037-253	06/81	121.6	(?)	124.7	(?)	(?)	(?)	(?)
Other frozen vegetables		2037-255	06/81	118.4	119.2	119.2	0	(?)	6.6	19.2
Miscellaneous receipts		2037-298	06/81	106.3	106.0	107.6	1.6	1.2	2.2	6.9
Secondary products		2037-M	06/81	100.4	123.6	123.6	0	23.1	23.1	23.6
Canned fruits and vegetables		2037-S	06/81	96.2	94.8	94.8	0	-1.0	-3.9	-5.5
All other secondary products		2033-S	06/81	91.7	(?)	90.6	(?)	-1	-2.1	-9.8
		2037-SSS	06/81	102.0	100.2	100.2	0	-1.8	-4.3	(?)
Prepared feeds, n.e.c.										
Primary products	2048	2048-P	12/80	85.6	86.4	86.2	-2	.1	-.5	-8.3
Poultry feeds, egg type, broiler and turkey		2048-1	12/80	84.7	85.5	85.2	-3	0	-.7	-8.8
Starter-grower, complete		2048-111	12/80	79.9	81.3	80.9	-5	.4	1.2	-11.1
Layer-breeder, complete		2048-115	12/80	75.2	78.9	76.8	-1	.2	1.6	-11.0
Broiler, complete		2048-116	12/80	84.6	(?)	84.8	(?)	1.0	.5	-10.3
Layer-breeder, supplements and concentrates		2048-117	12/80	77.0	78.5	78.6	.1	.5	1.9	-12.4
Turkey, complete		2048-118	12/80	89.9	90.0	89.7	-.4	-1.5	-1.4	-5.3
Dairy cattle feeds, complete		2048-2	12/80	82.5	84.3	82.7	-1.9	-2	1.2	(?)
Dairy cattle feed, supplements and concentrates		2048-3	12/80	82.2	82.4	82.8	.5	-.1	-2.1	-9.4
Swine feeds, complete		2048-4	12/80	87.4	88.1	86.7	-1.6	-1.2	-3.0	-7.0
Swine feed, supplements and concentrates		2048-5	12/80	87.8	90.0	91.7	1.9	1.9	3.1	-6.5
Beef cattle feeds, complete		2048-6	12/80	90.8	91.8	91.7	0	-.4	0	-3.6
Beef cattle feed, supplements and concentrates		2048-7	12/80	92.4	93.1	93.5	.5	1.3	-.8	-5.8
Other poultry and livestock feeds, including duck, geese, horse, mule, etc.		2048-8	12/80	87.1	86.6	86.6	0	0	-6.9	-11.0
Horse and mule, complete feed		2048-816	12/80	94.8	96.3	95.8	-.5	0	2.9	-.6
Other livestock (sheep, etc.), supplements and concentrates		2048-819	12/80	98.7	99.8	99.7	-1	.7	8.6	5.6
Other prepared animal feeds		2048-9	12/80	93.6	99.6	97.0	-2.6	1.1	2.8	-3.2
			12/80	89.5	86.6	82.9	-4.3	-5.1	-7.2	-13.5

See footnotes at end of table.

Table 4. Producer price indexes for the net output of selected industries and their products—Continued

Industry and product ¹	Industry code	Product code	Index base	Index			Percent change to July 1982 from —			
				Mar. 1982 ²	June 1982 ²	July 1982 ²	June 1982	Apr. 1982	Jan. 1982	July 1981
Prepared feeds, n.e.c.—Continued										
Grain, ground, rolled, pulverized, chopped, or crimped, excluding cornmeal		2048-911	12/80	75.1	72.8	72.7	-0.2	0.3	2.4	-21.6
Mineral mixture, including oyster shells, prepared for feed use		2048-922	12/80	106.0	107.1	106.7	-4	-9	.6	-1.4
Miscellaneous receipts		2048-M	12/80	92.6	93.0	92.8	-2	.5	-1.6	-6.7
Contract work and other miscellaneous receipts		2048-XY9	12/80	(?)	(?)	(?)	(?)	(?)	(?)	(?)
Resales		2048-Z89	12/80	92.5	92.9	92.6	-3	(?)	-1.8	(?)
Secondary products		2048-S	12/80	96.7	97.1	96.5	-6	-1.7	1.2	-2.0
Dog, cat and other pet food		2047-S	12/80	93.4	(?)	93.6	(?)	-1.2	.1	-4.0
Other secondary products		2048-SSS	12/80	100.5	(?)	99.9	(?)	-2.3	2.5	.3
Bread, cake, and related products										
Primary products	2051	2051-P	06/80	113.3	113.9	114.2	.3	.9	.8	3.4
Bread		2051-1	06/80	112.8	113.1	114.1	.9	1.0	1.0	3.9
White bread		2051-1A	06/80	112.2	112.7	113.3	.5	.9	.9	3.2
White pan bread		2051-111	06/80	111.7	112.0	112.6	.6	.7	.5	3.0
White pan bread, Northeast		2051-11101	06/80	117.1	(?)	117.3	(?)	.2	.2	4.4
White pan bread, North Central		2051-11102	06/80	109.9	110.2	110.2	0	.3	.5	2.1
White pan bread, South		2051-11103	06/80	108.6	108.5	110.0	1.3	1.1	.8	2.3
White pan bread, West		2051-11104	06/80	112.5	113.7	114.5	.7	1.1	.4	3.8
White hearth bread		2051-113	06/80	117.3	119.8	120.1	.3	2.4	3.4	4.6
Other bread		2051-1B	06/80	114.6	114.3	116.6	1.9	1.3	1.6	6.0
Dark wheat bread		2051-115	06/80	116.1	115.1	118.8	3.2	1.5	2.0	7.7
Rye bread		2051-117	06/80	112.1	113.2	113.8	.5	1.5	1.9	3.5
Other variety bread		2051-128	06/80	114.7	115.0	115.0	0	.3	.3	3.6
Bread type rolls, stuffing, and crumbs		2051-2	06/80	112.7	113.0	113.2	.2	1.1	-1.4	1.6
Bread type rolls		2051-23	06/80	113.2	113.3	113.6	.2	1.0	-1.6	1.8
Hamburger and weiner rolls		2051-233	06/80	113.0	111.9	112.2	.3	.1	-3.2	.4
Brown and serve rolls		2051-235	06/80	(?)	(?)	(?)	(?)	(?)	(?)	(?)
English muffins		2051-236	06/80	118.5	118.0	118.0	0	0	-1.6	-.5
Other bread type rolls		2051-239	06/80	114.5	119.2	119.5	.3	4.3	5.2	9.5
Bread stuffing, croutons, and bread crumbs		2051-241	06/80	108.0	109.8	109.8	0	(?)	1.6	(?)
Sweet yeast goods		2051-3	06/80	116.8	117.7	117.9	.2	.8	3.4	4.4
Yeast raised doughnuts		2051-313	06/80	112.3	112.9	112.9	0	.5	6.1	8.1
Other sweet yeast goods		2051-398	06/80	117.9	118.9	119.3	.3	1.0	2.3	2.9
Soft cakes		2051-4	06/80	112.5	111.9	112.8	.8	1.3	.3	2.1
Snack cakes		2051-413	06/80	112.7	(?)	113.2	(?)	.5	.5	2.1
Other soft cakes		2051-418	06/80	112.0	109.4	112.0	2.4	3.0	0	2.1
Pies		2051-5	06/80	113.6	113.6	113.6	0	0	3.2	4.1
Snack pies		2051-513	06/80	113.5	113.5	113.5	0	0	1.6	2.4
Cake type doughnuts		2051-7	06/80	112.3	112.3	112.3	0	0	1.4	3.3
Miscellaneous receipts		2051-M								
Resales of bread and related products		2051-Z75	06/80	114.1	116.5	115.4	-9	.6	1.3	4.8
Resales of rolls, stuffing and crumbs		2051-Z7512	06/80	110.5	(?)	113.2	(?)	(?)	3.3	4.4
Resales of sweet yeast goods		2051-Z7513	06/80	128.4	131.2	126.9	-3.2	-3.2	-2.6	6.9
Resales of soft cakes		2051-Z7514	06/80	110.4	(?)	109.6	(?)	-7	.5	.6
Resales of cake type doughnuts		2051-Z7517	06/80	(?)	(?)	114.5	(?)	(?)	0	2.7
Secondary products		2051-S	06/80	111.4	111.4	111.4	0	0	-1.6	.9
Other secondary products		2051-SSS	06/80	112.9	112.9	112.9	0	(?)	-1.4	(?)
Raw cane sugar mills										
Primary products	2061	2061-P	06/82	(?)	100.0	108.7	8.7	(?)	(?)	(?)
Raw cane sugar		2061-1	06/82	(?)	100.0	110.0	10.0	(?)	(?)	(?)
Raw cane sugar		2061-111	06/82	(?)	100.0	110.0	10.0	(?)	(?)	(?)
Cane sugar refining										
Primary products	2062	2062-P	06/82	(?)	100.0	101.6	1.6	(?)	(?)	(?)
Refined cane sugar		2062-1	06/82	(?)	100.0	101.6	1.6	(?)	(?)	(?)
Granulated cane sugar		2062-1A	06/82	(?)	100.0	102.4	2.4	(?)	(?)	(?)
Consumer units		2062-112	06/82	(?)	100.0	102.5	2.5	(?)	(?)	(?)
Commercial units		2062-114	06/82	(?)	100.0	102.2	2.2	(?)	(?)	(?)
Bulk shipments		2062-115	06/82	(?)	100.0	102.5	2.5	(?)	(?)	(?)
Liquid sugar or syrup		2062-15	06/82	(?)	100.0	100.2	.2	(?)	(?)	(?)
Sucrose type		2062-153	06/82	(?)	100.0	101.0	1.0	(?)	(?)	(?)
Invert or partially invert type		2062-156	06/82	(?)	100.0	99.7	-.3	(?)	(?)	(?)
Beet sugar processing										
Primary products	2063	2063-P	06/82	(?)	100.0	103.7	3.7	(?)	(?)	(?)
Beet sugar		2063-1	06/82	(?)	100.0	103.7	3.7	(?)	(?)	(?)
Granulated beet sugar		2063-1X	06/82	(?)	100.0	103.4	3.4	(?)	(?)	(?)
Bulk shipments		2063-115	06/82	(?)	100.0	103.4	3.4	(?)	(?)	(?)
Other products and byproducts		2063-2	06/82	(?)	100.0	103.8	3.8	(?)	(?)	(?)
Soybean oil mill products										
Primary products	2075	2075-P	12/79	89.6	93.6	92.7	-1.0	-.4	.4	-11.7
Soybean oil		2075-1	12/79	89.1	92.8	91.9	-.9	.4	-.2	-10.2
Crude soybean oil		2075-11	12/79	68.8	73.6	74.3	.9	2.2	6.4	-10.8
Soybean oil, crude, degummed		2075-113	12/79	67.2	70.8	72.0	1.7	(?)	5.2	-8.7
Soybean oil, crude, not degummed		2075-115	12/79	70.5	77.2	77.1	-.1	2.3	8.0	-13.4
Soybean cake, meal, and other byproducts		2075-2	12/79	100.4	103.3	101.5	-1.7	-.4	-2.8	-10.0
Soybean byproducts, meal		2075-211	12/79	100.4	103.5	101.7	-1.7	(?)	-2.7	-10.1
Miscellaneous receipts		2075-M	12/79	87.5	98.1	94.5	-3.6	-4.0	3.0	-24.2
Shortening and cooking oils										
Primary products	2079	2079-P	12/81	98.7	100.1	100.0	-.1	.3	.2	(?)
Shortening and cooking oils		2079-1	12/81	98.5	100.3	100.4	0	.7	.9	(?)
Shortening and cooking oils		2079-1	12/81	98.0	99.7	99.6	-.1	.5	-.1	(?)

See footnotes at end of table.

Table 4. Producer price indexes for the net output of selected industries and their products—Continued

Industry and product ¹	Industry code	Product code	Index base	Index			Percent change to July 1982 from —			
				Mar. 1982 ²	June 1982 ²	July 1982 ²	June 1982	Apr. 1982	Jan. 1982	July 1981
Shortening and cooking oils—Continued										
Baking or frying fats (shortening), 100% vegetable oil		2079-113	12/81	99.2	100.6	100.7	0	-0.7	0.8	(?)
Commercial sizes, over 3 lbs.		2079-11303	12/81	98.9	100.9	(?)	(?)	(?)	(?)	(?)
Baking or frying fats (shortening), 100% animal fats or blends of vegetable and animal fats		2079-115	12/81	98.7	106.5	105.0	-1.4	5.3	8.2	(?)
Commercial sizes, over 3 lbs.		2079-11507	12/81	(?)	(?)	(?)	(?)	(?)	(?)	(?)
All other salad or cooking oils		2079-159	12/81	97.8	98.6	(?)	(?)	(?)	(?)	(?)
All other fully refined oils		2079-198	12/81	98.3	99.7	100.4	.7	3.7	.1	(?)
Margarine		2079-2	12/81	99.8	101.9	102.3	.4	1.2	3.4	(?)
Secondary products		2079-S	12/81	99.1	98.9	98.7	-2	-2	-3.0	(?)
Malt beverages										
2082			06/82	(?)	100.0	99.8	-2	(?)	(?)	(?)
Primary products		2082-P	06/82	(?)	100.0	99.8	-2	(?)	(?)	(?)
Canned beer		2082-1	06/82	(?)	100.0	99.8	-2	(?)	(?)	(?)
Light beer in cans		2082-111	06/82	(?)	100.0	100.0	0	(?)	(?)	(?)
Regular beer in cans		2082-112	06/82	(?)	100.0	99.7	-3	(?)	(?)	(?)
Bottled beer		2082-2	06/82	(?)	100.0	99.9	-1	(?)	(?)	(?)
Returnable bottles		2082-211								
Regular beer in returnable bottles		2082-21112	06/82	(?)	(?)	(?)	(?)	(?)	(?)	(?)
Nonreturnable bottles		2082-221	06/82	(?)	100.0	99.7	-3	(?)	(?)	(?)
Light beer in nonreturnable bottles		2082-22111	06/82	(?)	100.0	100.0	0	(?)	(?)	(?)
Regular beer in nonreturnable bottles		2082-22112	06/82	(?)	100.0	99.7	-3	(?)	(?)	(?)
Barrels and kegs		2082-3								
Regular beer in barrels and kegs		2082-312	06/82	(?)	100.0	100.0	0	(?)	(?)	(?)
Other fermented malt beverages and byproducts		2082-4	06/82	(?)	100.0	99.7	-3	(?)	(?)	(?)
Malt liquor		2082-411	06/82	(?)	100.0	100.0	0	(?)	(?)	(?)
Ale		2082-421	06/82	(?)	100.0	100.0	0	(?)	(?)	(?)
Soft drinks										
2086			06/81	104.4	104.1	104.6	.5	.2	1.7	3.3
Primary products		2086-P	06/81	104.9	104.4	104.8	.4	-2	1.6	3.3
Carbonated soft drinks		2086-3	06/81	104.9	104.3	104.8	.5	-2	1.7	3.2
Cola, excluding diet cola		2086-301	06/81	104.0	102.3	103.1	.7	-1.1	.7	2.5
Cola, bottled, excluding diet cola		2086-30101	06/81	104.5	105.6	105.8	.2	.9	2.6	6.5
Cola, excluding diet, returnable bottles		2086-30111	06/81	105.9	107.2	107.5	.3	1.2	2.8	7.5
Cola, excluding diet, nonreturnable bottles		2086-30112	06/81	(?)	(?)	102.6	(?)	(?)	2.2	4.6
Cola, excluding diet, cans (returnable and nonreturnable)		2086-30121	06/81	103.8	96.8	98.6	1.9	(?)	-2.8	-4.0
Cola, excluding diet, bulk		2086-30131	06/81	100.7	102.6	(?)	(?)	(?)	(?)	(?)
Other carbonated drinks, including diet cola		2086-302	06/81	105.8	106.4	106.6	.2	.7	2.8	4.0
Carbonated orange soda		2086-30202	06/81	103.9	102.9	103.1	.2	-4	.3	2.8
Carbonated lemon, lime and lemon-lime combinations		2086-30203	06/81	104.1	104.1	104.6	.5	(?)	2.5	2.6
Root beer and sarsaparilla		2086-30204	06/81	103.3	105.0	105.7	.7	.7	3.2	5.4
Ginger ale		2086-30205	06/81	105.8	106.3	107.3	.9	1.4	(?)	-3
Carbonated grape soda		2086-30206	06/81	102.1	102.1	102.1	0	0	0	(?)
Club soda		2086-30207	06/81	(?)	(?)	(?)	(?)	(?)	(?)	(?)
Other carbonated nondiet flavors		2086-30209	06/81	106.5	108.2	107.3	-8	.9	4.0	5.4
Diet cola		2086-30211	06/81	106.5	106.0	107.3	1.2	-1.7	2.8	2.5
Other carbonated diet flavors		2086-30219	06/81	107.4	109.4	109.7	.3	1.9	2.1	5.2
Noncarbonated soft drinks		2086-5	06/81	106.4	105.6	105.3	-2	0	-2	5.3
Other noncarbonated fruit drinks and ades		2086-509	06/81	108.5	107.4	107.2	-3	0	-2	7.2
Miscellaneous receipts		2086-M	06/81	101.3	102.1	102.9	.8	1.5	1.9	3.0
Resales		2086-Z89	06/81	101.4	102.3	103.2	.9	1.6	2.0	3.2
Secondary products		2086-S	06/81	106.7	108.1	108.1	0	6.5	3.1	(?)
Coffee										
2095			06/81	104.3	103.8	103.5	-3	-1.5	.8	4.5
Primary products		2095-P	06/81	104.4	103.8	103.5	-3	-1.6	.6	4.3
Whole bean and ground roasted coffee		2095-1	06/81	104.5	103.1	102.8	-3	-2.1	-1	3.8
Whole bean, roasted coffee		2095-111	06/81	(?)	(?)	(?)	(?)	(?)	(?)	(?)
Ground, roasted coffee		2095-116	06/81	104.7	102.5	102.3	-1	-2.0	-6	3.4
Concentrated (instant) coffee		2095-2	06/81	104.2	105.6	105.2	-4	-3	2.2	5.6
Miscellaneous receipts		2095-M	06/81	98.4	98.5	95.9	-2.6	-2.5	-2.5	(?)
Resales		2095-Z89	06/81	98.3	98.4	95.6	-2.9	-2.8	-2.8	(?)
Secondary products		2095-SSS	06/81	101.3	103.2	104.7	1.5	1.5	5.4	9.0
Cotton broadwoven fabrics										
2211			12/80	100.6	100.4	98.7	-1.8	-1.8	-2.3	-5.4
Primary products		2211-P	12/80	99.3	98.0	97.1	-9	-2.1	-2.6	-7.4
Cotton broadwoven fabrics, gray		2211-A	12/80	96.3	96.2	94.6	-1.6	-1.9	-2.1	-9.4
Cotton duck and allied fabrics, including combed duck		2211-1	12/80	105.3	106.0	95.4	-10.0	-10.0	-9.4	-12.3
Cotton sheeting and allied coarse and medium yarn fabrics		2211-2	12/80	102.2	100.1	99.7	-4	-9	-2.6	-3.8
Osnaburgs		2211-215	12/80	(?)	97.8	97.7	-1	-1	(?)	-5.6
Sheetings		2211-225	12/80	(?)	(?)	101.7	(?)	(?)	(?)	(?)
Drills		2211-235	12/80	(?)	100.9	100.9	0	0	-4.0	-7.4
Sateens		2211-255	12/80	93.9	93.0	89.8	-3.4	-4.3	-5.4	-7.1
Cotton print cloth yarn fabrics		2211-3	12/80	102.8	101.3	99.3	-2.0	-3.1	-5.1	-5.0
Plain print cloths		2211-315	12/80	103.4	100.7	96.7	-4.0	-6.0	-7.7	-7.7
Other woven cotton gray fabrics and specialties		2211-6	12/80	90.6	92.7	92.7	0	-2	1.9	-5.6
Corduroys		2211-615	12/80	79.9	84.0	84.2	.2	.4	6.3	-8.2
Others, except corduroys		2211-625	12/80	109.5	108.3	(?)	(?)	(?)	(?)	(?)
Cotton broadwoven fabrics, finished		2211-B								
Finished cotton broadwoven fabrics, excluding commission finishing		2211-7	12/80	101.0	97.1	98.8	1.8	-3	-3.1	-3.9
Plain dyed and finished broadwoven fabrics		2211-731	12/80	101.2	95.3	98.2	3.0	-2.0	-6.0	-7.3
Dyed corduroys		2211-73115	12/80	90.6	85.9	81.4	-5.2	-3.9	-11.9	-14.9
Denims		2211-73116	12/80	99.6	91.1	90.9	-2	-5.2	-10.5	-13.7
Other finished cotton fabrics		2211-761	12/80	(?)	102.4	103.0	.6	.4	2.5	.8
Cotton broadwoven fabrics, finished products		2211-C	12/80	115.1	110.0	109.4	-6	-4.9	-5.0	0
Towels and washcloths made from cotton broadwoven fabrics		2211-9	12/80	115.2	110.0	109.4	-6	-5.0	-5.1	-1

See footnotes at end of table.

Table 4. Producer price indexes for the net output of selected industries and their products—Continued

Industry and product ¹	Industry code	Product code	Index base	Index			Percent change to July 1982 from —			
				Mar. 1982 ²	June 1982 ²	July 1982 ²	June 1982	Apr. 1982	Jan. 1982	July 1981
Cotton broadwoven fabrics—Continued										
Other fabricated textile products, n.e.c.		2211-H	12/80	111.9	111.9	111.9	0	0	0	4.1
Secondary products		2211-S	12/80	106.4	112.2	105.8	-5.7	-6	-9	4.0
Man-made fiber and silk broadwoven fabrics		2221-S	12/80	106.2	105.8	105.7	-1	-5	-7	1.8
Synthetic fiber and silk broad wovens	2221		06/81	102.1	100.7	100.3	-3	-1.2	-1.6	-4
Primary products		2221-P	06/81	102.5	100.9	100.5	-4	-1.3	-1.8	-3
Gray goods		2221-1	06/81	101.2	99.3	98.9	-3	-1.5	-2.5	-1.4
100% filament yarn fabrics		2221-12	06/81	100.8	97.7	96.8	-9	-4.1	-3.8	-3.4
Fabrics except chiefly rayon and/or acetate		2221-122	06/81	99.7	97.6	96.5	-1.1	-3.4	-3.1	-2.9
100% nylon		2221-1223	06/81	99.8	101.3	97.3	-3.9	-3.3	-2.3	-1.3
Taffetas		2221-12233	06/81	99.2	99.1	(³)	(³)	(³)	(³)	(³)
100% spun yarn fabrics		2221-13	06/81	101.6	100.9	100.9	0	0	-1.6	4
Polyester/cotton blends		2221-132	06/81	100.9	100.4	100.6	1	.5	-1.4	.6
Bed sheetings		2221-13261	06/81	104.5	104.5	104.5	0	0	0	4.6
Broadcloths		2221-13262	06/81	95.4	(³)	97.1	(³)	1.8	-7.4	-2.3
Twills		2221-13263	06/81	97.6	(³)	(³)	(³)	(³)	(³)	(³)
Plain print cloths		2221-13264	06/81	97.2	(³)	(³)	(³)	(³)	(³)	(³)
Other weaves		2221-13269	06/81	102.2	(³)	(³)	(³)	(³)	(³)	(³)
Spun yarn fabrics, except chiefly cellulosic and polyester/cotton blends		2221-133	06/81	104.4	102.8	102.5	-3	-1.8	-2.6	-4
Polyester/rayon blends		2221-13372	06/81	104.2	101.0	99.8	-1.1	-2.5	-6.0	-1.9
Specialty fabrics		2221-15	06/81	91.7	91.2	89.4	-2.0	-2.2	-4.5	(³)
Specialty fabrics		2221-151	06/81	91.7	91.2	89.4	-2.0	-2.2	-4.5	(³)
Finished fabrics		2221-2	06/81	104.0	104.2	103.3	-8	-6	-1.6	1.6
Plain dyed and finished fabrics		2221-282	06/81	103.2	103.2	102.5	-7	-2	-1.9	2.3
Chiefly rayon and/or acetate		2221-28211	06/81	(³)	(³)	112.8	(³)	(³)	(³)	(³)
Polyester/cotton blends		2221-28212	06/81	(³)	(³)	100.6	(³)	(³)	(³)	(³)
Other fibers		2221-28213	06/81	100.7	100.6	98.9	-1.7	-1.0	-3.5	-1.3
Finished but not bleached, dyed or printed fabrics		2221-284	06/81	104.1	103.8	103.9	.1	.5	.4	3.1
Secondary products		2221-S	06/81	(³)	(³)	(³)	(³)	(³)	(³)	(³)
Knit underwear and nightwear	2254		06/82	(³)	100.0	100.9	.9	(³)	(³)	(³)
Primary products		2254-P	06/82	(³)	100.0	101.2	1.2	(³)	(³)	(³)
Men's and boys' knit underwear		2254-A	06/82	(³)	100.0	100.7	.7	(³)	(³)	(³)
Men's and boys' undershirts, except thermal		2254-1	06/82	(³)	100.0	100.0	0	(³)	(³)	(³)
Undershirts, except athletic types		2254-122	06/82	(³)	100.0	100.0	0	(³)	(³)	(³)
100% cotton and all other cotton blends		2254-12228	06/82	(³)	100.0	100.0	0	(³)	(³)	(³)
Men's and boys' thermal underwear and union suits		2254-5	06/82	(³)	100.0	100.0	0	(³)	(³)	(³)
Women's and children's underwear and nightwear		2254-C	06/82	(³)	100.0	103.0	3.0	(³)	(³)	(³)
Women's and children's underwear		2254-2	06/82	(³)	100.0	100.0	0	(³)	(³)	(³)
Women's underwear		2254-21	06/82	(³)	100.0	100.0	0	(³)	(³)	(³)
Other underwear		2254-214	06/82	(³)	100.0	100.0	0	(³)	(³)	(³)
Girls', children's and infants' underwear		2254-22	06/82	(³)	100.0	100.0	0	(³)	(³)	(³)
Other underwear		2254-226	06/82	(³)	100.0	100.0	0	(³)	(³)	(³)
Secondary products		2254-S	06/82	(³)	100.0	100.0	0	(³)	(³)	(³)
Circular knit fabrics	2257		06/81	100.2	98.0	98.3	.4	-1.4	-3.4	-2.1
Primary products		2257-P	06/81	100.4	98.2	98.5	.4	-1.4	-3.5	-1.9
Gray fabrics		2257-1	06/81	102.9	102.7	103.1	.4	.4	-1.1	2.8
Finished underwear and nightwear fabrics		2257-2	06/81	(³)	(³)	98.0	(³)	(³)	(³)	(³)
Finished underwear and nightwear fabrics		2257-211	06/81	(³)	(³)	98.0	(³)	(³)	(³)	(³)
Finished high pile fabrics		2257-4	06/81	(³)	(³)	95.7	(³)	(³)	(³)	(³)
Finished high pile fabrics		2257-411	06/81	(³)	(³)	(³)	(³)	(³)	(³)	(³)
Finished single knit outerwear fabrics		2257-5	06/81	101.3	99.9	99.8	-1	-1.4	-1.4	-7
100% filament yarn		2257-511	06/81	(³)	(³)	(³)	(³)	(³)	(³)	(³)
100% spun yarn		2257-512	06/81	100.4	99.0	98.8	-1	-1.4	-1.5	-1.7
100% cotton		2257-51231	06/81	99.6	99.6	99.6	0	0	0	(³)
Other 100% spun yarn		2257-51232	06/81	101.0	(³)	(³)	(³)	(³)	(³)	(³)
Finished double knit outerwear fabrics		2257-7	06/81	100.3	95.3	96.5	1.3	-2.9	-7.5	-4.4
100% filament yarn		2257-711	06/81	100.0	92.8	94.6	1.9	-4.2	-10.6	-6.4
Interlock and eightlock fabrics		2257-7114	06/81	104.7	103.5	99.5	-3.9	-5.3	-7.1	-2.1
100% spun yarn		2257-712	06/81	101.5	101.5	101.5	0	0	0	6
Interlock and eightlock fabrics		2257-71232	06/81	(³)	(³)	(³)	(³)	(³)	(³)	(³)
Contract work on knitting, dyeing, or finishing circular knit fabrics		2257-9	06/81	100.9	99.8	99.8	0	-4	-1.1	-5
Secondary products		2257-S	06/81	(³)	(³)	(³)	(³)	(³)	(³)	(³)
Warp knit fabrics	2258		06/81	99.9	99.1	99.2	0	-8	-7	-8
Primary products		2258-P	06/81	99.8	100.0	99.9	-1	-2	0	-3
Finished underwear and nightwear fabrics		2258-2	06/81	99.1	98.8	98.8	0	-3	-3	-8
Tricot, simplex, and milanese fabrics		2258-222	06/81	98.4	98.0	98.0	0	-3	-3	(³)
Chiefly nylon		2258-22202	06/81	98.1	(³)	97.8	(³)	(³)	-3	(³)
Finished outerwear fabrics		2258-3	06/81	100.5	96.8	97.2	.4	-3.4	-3.3	-3.1
Contract work: knitting, dyeing, or finishing of warp knit fabrics		2258-9	06/81	101.0	102.3	102.3	0	0	1.3	2.3
Tufted carpets and rugs	2272		12/79	119.6	120.5	120.0	-5	0	.4	-1.4
Primary products		2272-P	12/79	119.4	120.3	119.7	-5	0	.5	-9
Bathmats and sets and rugs 6 x 9 or less		2272-1	12/79	127.9	128.3	128.6	.4	.4	.7	3.7
Tufted broadloom		2272-3	12/79	118.4	119.5	118.8	-6	0	.4	-2.1
Tufted broadloom - nylon		2272-30301	12/79	120.0	121.8	120.4	-1.1	-2	1.1	-1.9
Tufted broadloom - polyester		2272-30303	12/79	113.1	110.9	110.8	-1	-1.1	-6.1	-3.0
Tufted broadloom - other fibers and blends		2272-30309	12/79	(³)	(³)	(³)	(³)	(³)	(³)	(³)
Men's and boys' suits and coats	2311		12/80	108.2	108.9	109.8	.8	1.2	1.5	5.0
Primary products		2311-P	12/80	108.2	108.6	109.4	.7	1.1	1.7	5.9

See footnotes at end of table.

Table 4. Producer price indexes for the net output of selected industries and their products—Continued

Industry and product ¹	Industry code	Product code	Index base	Index			Percent change to July 1982 from —			
				Mar. 1982 ²	June 1982 ²	July 1982 ²	June 1982	Apr. 1982	Jan. 1982	July 1981
Men's and boys' suits and coats—Continued										
Men's suits		2311-1	12/80	107.7	108.2	109.1	0.8	1.3	1.2	5.8
Business suits		2311-11	12/80	107.9	108.5	109.4	.8	1.4	1.3	6.3
Regular weight business suits		2311-113	12/80	108.0	108.6	108.9	.2	.9	.8	4.7
All wool		2311-11341	12/80	(³)	(³)	(³)	(³)	(³)	(³)	(³)
Wool blends		2311-11342	12/80	111.7	110.6	110.6	0	-1.0	(³)	(³)
Fabrics except all wool or wool blends		2311-11344	12/80	105.6	(³)	(³)	(³)	(³)	(³)	(³)
Light weight business suits		2311-117	12/80	107.9	108.3	110.7	2.1	2.6	2.6	10.1
Fabrics except all wool or wool blends		2311-11744	12/80	(³)	(³)	(³)	(³)	(³)	(³)	(³)
All wool or wool blends		2311-11747	12/80	(³)	(³)	(³)	(³)	(³)	(³)	(³)
Men's tailored dress and sport coats and jackets		2311-3	12/80	107.4	108.2	110.0	1.6	2.4	2.7	4.5
Business type dress and sport coats and jackets		2311-321	12/80	106.1	107.2	109.3	2.0	3.0	3.3	5.6
All wool		2311-32141	12/80	(³)	(³)	115.9	(³)	(³)	(³)	9.8
Wool blends		2311-32142	12/80	(³)	(³)	(³)	(³)	(³)	(³)	(³)
Fabrics except wool and cotton		2311-32144	12/80	107.6	(³)	(³)	(³)	(³)	(³)	(³)
Boys' suits, coats, and tailored jackets		2311-4	12/80	111.6	111.6	111.4	-2	-2	1.0	6.6
Boys' suits		2311-411	12/80	(³)	(³)	112.1	(³)	(³)	(³)	(³)
Boys' tailored jackets and coats		2311-419	12/80	(³)	(³)	(³)	(³)	(³)	(³)	(³)
Receipts for contract work on men's and boys' suits and coats		2311-9	12/80	111.0	110.4	110.4	0	-5	2.9	9.2
Secondary products		2311-S	12/80	111.9	113.7	114.0	.2	0	1.6	3.3
Other secondary products		2311-SSS	12/80	114.4	(³)	(³)	(³)	(³)	(³)	(³)
Men's and boys' separate trousers		2327-S	12/80	109.8	(³)	(³)	(³)	(³)	(³)	(³)
Men's and boys' underwear										
Primary products	2322	2322-P	06/82	(³)	100.0	100.0	0	(³)	(³)	(³)
Men's and boys' knit underwear		2322-A	06/82	(³)	100.0	100.0	0	(³)	(³)	(³)
Knit undershirts, except thermal		2322-1	06/82	(³)	100.0	100.0	0	(³)	(³)	(³)
Undershirts, except athletic type		2322-122	06/82	(³)	100.0	100.0	0	(³)	(³)	(³)
Cotton/polyester blended fabric		2322-12226	06/82	(³)	100.0	100.0	0	(³)	(³)	(³)
Knit shorts and briefs, except thermal		2322-4	06/82	(³)	100.0	100.0	0	(³)	(³)	(³)
Cotton/polyester blended fabric		2322-466	06/82	(³)	100.0	100.0	0	(³)	(³)	(³)
Miscellaneous receipts		2322-M	06/82	(³)	100.0	100.0	0	(³)	(³)	(³)
Contract work and other miscellaneous receipts		2322-XY9	06/82	(³)	100.0	100.0	0	(³)	(³)	(³)
Men's and boys' separate trousers										
Primary products	2327	2327-P	12/81	100.7	104.2	104.6	.3	1.3	3.8	(³)
Men's and boys' dress and sport trousers and dress shorts		2327-1	12/81	100.7	103.5	103.4	-.1	.8	2.7	(³)
Men's dress and sport trousers, except uniform		2327-112	12/81	100.9	104.9	104.8	-.1	1.2	3.8	(³)
All wool and wool blends		2327-1121	12/81	100.0	100.9	101.0	-.1	.2	1.0	(³)
Woven construction		2327-11213	12/81	100.0	101.5	101.7	.1	.4	1.7	(³)
All cotton and cotton blends		2327-1123	12/81	103.2	107.9	106.9	-.9	3.5	3.5	(³)
Woven construction		2327-11233	12/81	(³)	107.9	106.9	-.9	(³)	3.5	(³)
Fabrics other than wool and wool blends or cotton and cotton blends		2327-1129	12/81	100.0	104.0	104.3	.2	.3	4.3	(³)
Woven construction		2327-11293	12/81	100.0	100.7	101.1	.3	.5	1.1	(³)
Boys' dress and sport trousers, including uniform		2327-157	12/81	(³)	(³)	101.0	(³)	(³)	(³)	(³)
All cotton and cotton blends, other than wool		2327-15752	12/81	(³)	(³)	101.0	(³)	(³)	(³)	(³)
Receipts for contract work on men's and boys' trousers		2327-9	12/81	(³)	(³)	100.0	(³)	(³)	(³)	(³)
Receipts for contract work on men's and boys' trousers		2327-911	12/81	(³)	(³)	(³)	(³)	(³)	(³)	(³)
Secondary products		2327-S	12/81	100.0	103.7	106.2	2.4	2.4	6.2	(³)
Other secondary products		2327-SSS	12/81	(³)	(³)	100.0	(³)	(³)	(³)	(³)
Men's and boys' work clothing		2328-S	12/81	100.0	109.0	(³)	(³)	(³)	(³)	(³)
Men's and boys' work clothing										
Primary products	2328	2328-P	12/81	100.6	100.3	99.9	-.5	-.3	.1	(³)
Men's and boys' work shirts		2328-1	12/81	100.1	100.1	99.6	-.5	-.6	-.1	(³)
Men's and boys' work shirts		2328-111	12/81	98.3	98.9	98.9	0	.1	-1.1	(³)
Men's and boys' jeans and jean cut casual slacks		2328-3	12/81	100.2	100.1	99.2	-1.0	-1.1	-.5	(³)
Men's jeans and jean cut casual slacks		2328-351	12/81	100.3	100.3	99.0	-1.3	-1.3	-.5	(³)
Denim		2328-35126	12/81	100.1	100.1	98.6	-1.5	-1.5	-1.4	(³)
Corduroy		2328-35127	12/81	(³)	100.0	98.6	-1.3	(³)	1.7	(³)
Boys' jeans and jean cut casual slacks		2328-352	12/81	100.0	99.6	99.6	0	-.4	-.4	(³)
Denim		2328-35226	12/81	(³)	(³)	100.0	(³)	(³)	(³)	(³)
Other fabrics		2328-35229	12/81	100.0	98.9	98.9	0	-1.1	-1.1	(³)
Men's and boys' other work clothing		2328-4	12/81	100.2	100.5	100.9	.3	.2	1.2	(³)
Men's other work clothing		2328-451	12/81	100.3	100.6	101.0	.4	.3	1.3	(³)
Washable service apparel		2328-45111	12/81	(³)	(³)	100.3	(³)	(³)	(³)	(³)
One piece work suits		2328-45114	12/81	98.3	98.6	98.6	0	.2	-1.1	(³)
Dungarees and overalls		2328-45121	12/81	99.9	100.5	100.5	0	.2	.8	(³)
Work pants		2328-45131	12/81	102.5	102.4	102.4	0	-.3	2.3	(³)
Other work clothing, including jackets		2328-45139	12/81	93.2	96.6	101.5	5.1	3.7	5.7	(³)
Boys' other work clothing		2328-452	12/81	100.0	100.0	100.0	0	0	0	(³)
Receipts for contract work on men's and boys' work clothing		2328-9	12/81	(³)	100.0	100.0	0	(³)	0	(³)
Receipts for contract work on men's and boys' work clothing		2328-911	12/81	(³)	100.0	100.0	0	(³)	0	(³)
Secondary products		2328-S	12/81	103.8	101.4	101.6	.2	1.7	1.6	(³)
Men's and boys' separate trousers		2327-S	12/81	99.4	(³)	(³)	(³)	(³)	(³)	(³)
Other secondary products		2328-SSS	12/81	(³)	(³)	101.9	(³)	(³)	(³)	(³)
Women's, misses', and juniors' dresses										
Primary products	2335	2335-P	12/80	105.8	105.9	106.3	.4	.6	.6	.5
Unit priced dresses		2335-1	12/80	106.0	106.6	107.2	.4	.8	1.1	1.1
Unit priced - chiefly synthetic		2335-125	12/80	(³)	(³)	(³)	(³)	(³)	(³)	(³)
Contract work on women's and misses' dresses		2335-9	12/80	106.4	108.4	108.3	-.1	1.8	1.7	2.2
Secondary products		2335-S	12/80	103.9	97.9	97.9	0	0	-.6	-3.7
Other secondary products		2335-SSS	12/80	100.0	88.1	(³)	(³)	(³)	(³)	(³)
Women's and misses' suits and coats		2337-S	12/80	(³)	(³)	(³)	(³)	(³)	(³)	(³)

See footnotes at end of table.

Table 4. Producer price indexes for the net output of selected industries and their products—Continued

Industry and product ¹	Industry code	Product code	Index base	Index			Percent change to July 1982 from —			
				Mar. 1982 ²	June 1982 ²	July 1982 ²	June 1982	Apr. 1982	Jan. 1982	July 1981
Women's and children's underwear and nightwear	2341		06/82	(?)	100.0	100.0	0	(?)	(?)	(?)
Primary products		2341-P	06/82	(?)	100.0	100.0	0	(?)	(?)	(?)
Underwear		2341-2	06/82	(?)	100.0	100.0	0	(?)	(?)	(?)
Women's underwear		2341-21	06/82	(?)	100.0	100.0	0	(?)	(?)	(?)
Slips, half slips, and petticoats		2341-211	06/82	(?)	100.0	100.0	0	(?)	(?)	(?)
Chiefly synthetic fibers		2341-2113	06/82	(?)	100.0	100.0	0	(?)	(?)	(?)
Knit		2341-21131	06/82	(?)	100.0	100.0	0	(?)	(?)	(?)
Panties		2341-213	06/82	(?)	100.0	100.0	0	(?)	(?)	(?)
Chiefly synthetic fibers		2341-21361	06/82	(?)	100.0	100.0	0	(?)	(?)	(?)
Other women's underwear		2341-214	06/82	(?)	100.0	100.0	0	(?)	(?)	(?)
Girls', children's and infants' underwear		2341-22	06/82	(?)	100.0	100.0	0	(?)	(?)	(?)
Panties		2341-223	06/82	(?)	100.0	100.0	0	(?)	(?)	(?)
Nightwear		2341-3	06/82	(?)	100.0	100.0	0	(?)	(?)	(?)
Women's nightwear		2341-31	06/82	(?)	100.0	100.0	0	(?)	(?)	(?)
Nightgowns		2341-315	06/82	(?)	100.0	100.0	0	(?)	(?)	(?)
Chiefly synthetic fibers		2341-3153	06/82	(?)	100.0	100.0	0	(?)	(?)	(?)
Knit		2341-31531	06/82	(?)	(?)	(?)	(?)	(?)	(?)	(?)
Other women's nightwear		2341-317	06/82	(?)	(?)	(?)	(?)	(?)	(?)	(?)
Girls', children's and infants' nightwear		2341-32	06/82	(?)	100.0	100.0	0	(?)	(?)	(?)
Nightgowns		2341-325	06/82	(?)	(?)	(?)	(?)	(?)	(?)	(?)
Pajamas		2341-326	06/82	(?)	100.0	100.0	0	(?)	(?)	(?)
Secondary products		2341-S	06/82	(?)	(?)	(?)	(?)	(?)	(?)	(?)
Brassieres and allied garments	2342		06/82	(?)	100.0	99.9	-1	(?)	(?)	(?)
Primary products		2342-P	06/82	(?)	100.0	100.0	0	(?)	(?)	(?)
Brassieres		2342-1	06/82	(?)	100.0	99.9	-1	(?)	(?)	(?)
Bandeau		2342-14	06/82	(?)	100.0	99.9	-1	(?)	(?)	(?)
Regular strap		2342-141	06/82	(?)	100.0	99.9	-1	(?)	(?)	(?)
Soft cup		2342-14112	06/82	(?)	100.0	99.7	-3	(?)	(?)	(?)
Contour lined cup		2342-14113	06/82	(?)	100.0	100.0	0	(?)	(?)	(?)
Other, including padded		2342-14119	06/82	(?)	100.0	100.0	0	(?)	(?)	(?)
Strapless, convertible or other bandeau bras		2342-143	06/82	(?)	100.0	100.1	.1	(?)	(?)	(?)
Other bras, including long line		2342-15	06/82	(?)	100.0	100.0	0	(?)	(?)	(?)
Girdles, corsets, combinations and accessories		2342-2	06/82	(?)	100.0	100.0	0	(?)	(?)	(?)
Girdles without opening		2342-221	06/82	(?)	100.0	100.0	0	(?)	(?)	(?)
Corsets, combinations, and accessories		2342-241	06/82	(?)	100.0	99.8	-2	(?)	(?)	(?)
Secondary products		2342-S	06/82	(?)	100.0	99.8	-2	(?)	(?)	(?)
Logging camps and logging contractors	2411		12/81	101.4	100.9	98.7	-2.2	-3.1	-1.0	(?)
Primary products		2411-P	12/81	101.1	99.7	97.1	-2.7	-4.1	-2.2	(?)
Softwood logs, bolts, and timber		2411-1	12/81	101.3	98.8	94.8	-4.0	-6.6	-3.7	(?)
Douglas fir		2411-117	12/81	101.4	94.9	86.3	-9.1	-13.4	-14.2	(?)
Sawlogs and bolts		2411-11744	12/81	101.6	94.1	86.4	-8.1	(?)	-14.2	(?)
Softwood, except Douglas fir		2411-12	12/81	101.2	101.2	100.3	-9	-2.3	3.3	(?)
Southern yellow pine		2411-111	12/81	94.3	97.8	99.0	1.3	1.3	5.1	(?)
Sawlogs and bolts		2411-11144	12/81	89.0	98.2	99.5	1.3	1.3	12.0	(?)
Spruce		2411-115	12/81	99.6	99.6	99.6	0	0	-4	(?)
Sawlogs and bolts		2411-11544	12/81	(?)	(?)	(?)	(?)	(?)	(?)	(?)
Hemlock		2411-121	12/81	(?)	(?)	(?)	(?)	(?)	(?)	(?)
Western red cedar		2411-123	12/81	(?)	102.3	102.5	.2	(?)	2.3	(?)
Other softwood log species, n.e.c.		2411-125								
Sawlogs and bolts		2411-12544	12/81	102.6	101.6	104.8	3.1	1.9	5.4	(?)
Hardwood logs, bolts, and timber		2411-2	12/81	101.9	101.9	101.9	0	0	0	(?)
Other hardwood log species, n.e.c.		2411-221	12/81	100.0	100.0	100.0	0	0	0	(?)
Sawlogs and bolts		2411-22144	12/81	100.0	100.0	100.0	0	(?)	0	(?)
Pulpwood		2411-3	12/81	100.7	102.7	100.4	-2.2	-7	-1	(?)
Softwood		2411-31115	12/81	100.5	103.3	(?)	(?)	(?)	(?)	(?)
Hardwood		2411-32227	12/81	101.2	(?)	101.2	(?)	0	0	(?)
Contract logging		2411-9	12/81	100.8	100.7	100.6	-1	.4	.4	(?)
Secondary products		2411-S								
Sawmills and planing mills		2421-S	12/81	(?)	108.8	109.2	.3	2.6	6.8	(?)
Sawmills and planing mills	2421		12/80	92.9	94.1	94.9	.9	1.5	1.7	-5.1
Primary products		2421-P	12/80	93.3	94.5	95.5	1.0	1.6	1.9	-4.6
Hardwood lumber, rough and dressed, except siding		2421-1	12/80	103.5	105.3	105.1	-2	1.9	2.5	1.4
Hardwood rough lumber		2421-12	12/80	102.3	104.4	104.2	-2	2.2	3.1	.1
Oak		2421-121	12/80	108.1	111.6	112.2	.6	5.8	6.4	5.5
Red, no. 1 common		2421-12111	12/80	112.6	116.1	116.9	.7	2.5	4.0	2.6
White		2421-12112	12/80	(?)	97.1	(?)	(?)	(?)	(?)	(?)
Other Oak		2421-12119	12/80	110.2	117.0	(?)	(?)	(?)	(?)	(?)
Poplar		2421-122	12/80	102.4	101.6	98.0	-3.6	-4.3	-4.4	-5.3
No. 1 common		2421-12211	12/80	(?)	(?)	(?)	(?)	(?)	(?)	(?)
Other Poplar		2421-12219	12/80	(?)	(?)	97.2	(?)	-3	-2.0	-2.0
Hardwood other than Oak and Poplar		2421-129	12/80	96.5	98.1	98.0	-1	.1	1.5	-3.9
Gum		2421-1291	12/80	96.9	102.5	102.5	0	0	5.7	.8
No. 2 common		2421-12912	12/80	(?)	(?)	95.0	(?)	(?)	4.1	-8.4
Other hardwoods		2421-1299	12/80	96.7	96.6	(?)	(?)	(?)	(?)	(?)
Hardwood, dressed lumber, including ceiling, framing, and matched and shiplapped lumber		2421-13	12/80	110.4	110.3	110.0	-3	.4	-4	8.4
Other hardwood species		2421-139	12/80	99.5	99.3	98.7	-6	.9	-9	-9
Softwood lumber, rough and dressed, except siding		2421-2	12/80	91.5	92.9	94.3	1.5	2.0	2.3	-5.5
Softwood lumber, rough and dressed, Eastern species, except siding		2421-3	12/80	94.8	99.1	101.2	2.1	4.3	6.0	.7
Rough softwood lumber, Eastern species		2421-31	12/80	98.9	99.1	100.5	1.4	1.4	2.6	.2

See footnotes at end of table.

Table 4. Producer price indexes for the net output of selected industries and their products—Continued

Industry and product ¹	Industry code	Product code	Index base	Index			Percent change to July 1982 from —			
				Mar. 1982 ²	June 1982 ²	July 1982 ²	June 1982	Apr. 1982	Jan. 1982	July 1981
Sawmills and planing mills—Continued										
Boards - lumber less than 2 inches in nominal thickness		2421-311	12/80	(?)	(?)	(?)	(?)	(?)	(?)	(?)
Light framing lumber 2 inch nominal thickness only		2421-312	12/80	(?)	(?)	101.6	(?)	3.0	6.6	2.1
Lumber and timbers over 2 inches in nominal thickness		2421-313	12/80	99.3	99.6	99.6	0	.3	(?)	-2.0
Dressed softwood lumber, Eastern species		2421-32	12/80	99.0	99.1	101.5	2.4	5.7	7.6	.9
Boards - lumber less than 2 inches in nominal thickness		2421-321	12/80	101.0	101.2	102.3	1.1	1.5	1.2	-4.5
Southern Pine		2421-3211	12/80	102.1	102.3	103.4	1.1	1.5	1.2	-4.1
Boards, no. 2		2421-32113	12/80	(?)	102.2	103.0	.8	2.9	2.2	(?)
Other Southern Pine boards		2421-32119	12/80	97.6	99.9	104.1	4.1	5.3	6.0	1.3
Light framing lumber 2 inch nominal thickness only		2421-322	12/80	89.0	98.9	102.6	3.7	8.9	12.7	5.3
Southern Pine		2421-3221	12/80	88.9	100.5	104.7	4.1	10.3	14.9	7.0
Dimension, no. 2		2421-32212	12/80	88.0	(?)	102.5	(?)	8.3	15.6	3.3
Other 2 inch Southern Pine lumber		2421-32219	12/80	89.1	98.1	105.9	8.0	13.1	12.9	9.9
Lumber and timbers over 2 inch nominal thickness, Eastern species		2421-323	12/80	91.7	93.0	91.7	-1.4	0	-4	-7.2
Southern Pine		2421-32311	12/80	88.8	88.8	88.8	0	0	-5	-8.6
Softwood lumber, rough and dressed, Western species		2421-4	12/80	89.7	89.7	90.7	1.1	.6	.2	-8.7
Rough softwood lumber, Western species		2421-41	12/80	96.3	92.4	92.9	.5	-1.8	-3.8	-6.8
Boards - lumber less than 2 inches in nominal thickness		2421-411	12/80	89.2	86.5	85.7	-9	-2.2	-1.6	-5.1
Light framing lumber 2 inch nominal thickness only		2421-412	12/80	96.7	(?)	93.0	(?)	-2.0	-5.7	-8.9
Lumber and timbers over 2 inches in nominal thickness		2421-413	12/80	105.3	102.7	102.5	-1	-1.1	(?)	-4.9
Dressed softwood lumber, Western species		2421-42	12/80	86.8	88.5	89.7	1.4	1.8	2.2	-9.5
Boards - lumber less than 2 inches in nominal thickness		2421-421	12/80	84.8	84.8	85.6	1.0	1.8	1.1	-11.5
Douglas Fir		2421-4211								
Other boards		2421-42119	12/80	68.7	71.9	(?)	(?)	(?)	(?)	(?)
Ponderosa Pine		2421-4212	12/80	97.3	94.8	95.4	.6	-1.2	2.5	-3.1
No. 3 boards		2421-42121	12/80	79.6	80.9	79.1	-2.3	.1	1.8	-10.4
No. 4 boards		2421-42122	12/80	74.7	68.8	67.4	-2.1	-6.8	-11.7	-21.7
Other boards		2421-42129	12/80	105.2	101.8	103.4	1.5	-1.1	3.8	.5
Western Red Cedar		2421-4214	12/80	95.4	95.1	98.2	3.3	3.9	1.9	-1.4
Other boards, Western dressed softwood		2421-4219	12/80	98.9	96.1	96.0	-1	-1.9	.4	-4.3
Lumber of 2 inches nominal thickness only		2421-422	12/80	86.8	89.9	91.6	1.9	2.4	3.8	-8.7
Douglas Fir		2421-4221	12/80	73.6	78.2	81.2	3.8	5.5	8.5	-8.1
Utility 2x4 green		2421-42213	12/80	56.0	66.0	67.7	2.6	14.3	21.0	-16.0
Stud and btr.		2421-42214	12/80	(?)	(?)	(?)	(?)	(?)	(?)	(?)
Other 2 inch Douglas Fir lumber		2421-42219	12/80	83.0	(?)	80.8	(?)	-1.8	-6.1	-15.0
Ponderosa Pine		2421-4222	12/80	97.6	97.3	(?)	(?)	(?)	(?)	(?)
White Fir		2421-4224	12/80	85.8	85.6	85.5	0	-1.6	-5.5	-14.9
Std. and btr.		2421-42241	12/80	86.5	84.8	(?)	(?)	(?)	(?)	(?)
Other 2 inch White Fir lumber		2421-42249	12/80	84.4	87.1	(?)	(?)	(?)	(?)	(?)
Western Hemlock		2421-4225	12/80	79.0	86.0	86.1	0	.1	3.8	-12.4
Other 2 inch Western Hemlock lumber		2421-42259	12/80	79.7	86.0	87.2	1.4	-.4	3.5	-11.5
Redwood 2 inch lumber		2421-4226	12/80	95.7	102.4	106.4	3.9	9.6	4.7	-6.2
Lodgepole Pine 2 inch lumber		2421-4228	12/80	84.0	92.7	(?)	(?)	(?)	(?)	(?)
Other Western softwood 2 inch lumber		2421-4229	12/80	87.9	88.6	89.0	.5	0	-3.9	-10.5
Lumber and timbers, over 2 inch nominal thickness		2421-423	12/80	94.5	92.3	91.7	-6	-2.2	-4.8	-7.8
Douglas Fir		2421-4231	12/80	86.1	(?)	79.1	(?)	-6.3	-12.6	-19.0
Other Western softwood timbers		2421-4239	12/80	100.8	101.1	101.1	0	.3	.3	.3
Wood chips		2421-5	12/80	98.8	98.6	97.4	-1.3	-1.3	-1.4	-2.7
Short tons		2421-577	12/80	103.5	103.5	103.5	0	.9	.9	.9
Standard units		2421-578	12/80	92.4	(?)	(?)	(?)	(?)	(?)	(?)
Other industrial cut stock		2421-751	12/80	76.9	76.3	(?)	(?)	(?)	(?)	(?)
Softwood flooring, siding and other sawmill and planing mill products		2421-8	12/80	101.9	102.6	103.1	.5	2.2	4.1	.2
Woodsiding		2421-813	12/80	104.5	(?)	111.1	(?)	4.3	5.4	19.8
Railway crossties and mine ties		2421-817	12/80	97.7	98.2	98.2	0	0	2.2	(?)
Other sawmill products		2421-897	12/80	108.1	108.1	108.1	0	0	0	-4.6
Miscellaneous receipts		2421-M	12/80	95.2	94.3	94.3	0	-.5	-2.2	-6.7
Resales		2421-Z89	12/80	(?)	(?)	(?)	(?)	(?)	(?)	(?)
Secondary products		2421-S	12/80	90.6	89.5	88.5	-1.0	-1.2	-2.3	-10.5
Softwood plywood	2436		12/80	84.8	88.2	87.2	-1.1	3.2	2.2	-5.5
Primary products		2436-P	12/80	81.0	83.5	81.6	-2.3	2.3	-.2	-9.1
Specialty softwood plywood		2436-3	12/80	84.7	91.9	92.4	.5	8.2	6.0	-3.3
Softwood veneer		2436-4	12/80	86.8	74.1	65.4	-11.8	-16.9	-23.7	-24.4
Softwood plywood sheathing		2436-5	12/80	79.0	84.0	82.9	-1.2	5.7	3.2	-7.4
Western and inland softwood plywood sheathing		2436-511	12/80	81.2	80.5	78.7	-2.2	-.4	-3.6	-15.4
Western and inland CDX		2436-51121	12/80	75.0	73.7	71.5	-3.0	-.8	-5.3	-18.6
All other western and inland sheathing, exterior		2436-51125	12/80	(?)	(?)	(?)	(?)	(?)	(?)	(?)
Southern softwood plywood sheathing		2436-522	12/80	76.4	88.2	88.0	-.2	13.2	12.0	3.4
Southern CDX		2436-52231	12/80	78.2	88.3	89.0	.8	12.3	10.9	2.3
All other southern sheathing, interior		2436-52232	12/80	71.1	86.0	84.9	-1.3	14.9	14.8	5.2
All other southern sheathing, exterior		2436-52233	12/80	73.1	88.8	86.3	-2.7	15.8	14.5	6.4
Sanded softwood plywood		2436-6	12/80	83.3	85.6	84.3	-1.5	1.7	1.4	-7.7
Western and inland sanded softwood plywood		2436-611	12/80	83.7	83.3	81.9	-1.7	-.6	-2.3	-10.8
Western and inland A-C, exterior		2436-61121	12/80	82.5	81.0	79.6	-1.7	-2.1	-3.4	-10.8
All other western and inland sanded, interior		2436-61122	12/80	85.0	82.5	(?)	(?)	(?)	(?)	(?)
Secondary products		2436-S	12/80	106.6	(?)	109.1	(?)	.4	3.6	5.1
Structural wood members, n.e.c.	2439		06/81	96.4	96.6	97.7	1.1	1.1	.4	-1.9
Primary products		2439-P	06/81	96.2	96.4	97.5	1.1	1.0	.3	-2.1
Fabricated structural wood products		2439-1	06/81	96.2	96.4	97.5	1.1	1.0	.3	-2.1
Glued laminated lumber		2439-131	06/81	95.1	93.5	92.6	-.9	-2.6	-4.3	-6.7
Roof trusses		2439-151	06/81	95.3	96.3	97.9	1.7	2.2	1.3	-1.8
Other fabricated structural wood products		2439-198	06/81	100.6	101.7	102.7	.9	.8	2.2	3.1
Floor trusses		2439-19815	06/81	100.3	101.0	(?)	(?)	(?)	(?)	(?)

See footnotes at end of table.

Table 4. Producer price indexes for the net output of selected industries and their products—Continued

Industry and product ¹	Industry code	Product code	Index base	Index			Percent change to July 1982 from —			
				Mar. 1982 ²	June 1982 ²	July 1982 ²	June 1982	Apr. 1982	Jan. 1982	July 1981
Structural wood members, n.e.c.—Continued										
Other fabricated structural wood products, except floor trusses		2439-19825	06/81	101.1	103.3	103.3	0	-0.1	1.3	4.0
Miscellaneous receipts		2439-M								
Resales		2439-Z89	06/81	100.7	(³)	(³)	(³)	(³)	(³)	(³)
Secondary products		2439-S	06/81	96.6	96.4	(³)	(³)	(³)	(³)	(³)
Mobile homes	2451		06/81	104.3	104.7	104.7	0	.3	1.9	3.4
Primary products		2451-P	06/81	104.3	104.8	104.8	0	.3	1.9	3.4
Mobile homes, residential		2451-1	06/81	104.4	104.9	104.9	0	.3	2.0	3.5
Single section		2451-13	06/81	104.2	104.6	104.4	-1	.2	2.1	2.8
Width: 12 ft.		2451-1322	06/81	104.5	104.7	104.8	.1	.3	2.6	2.7
Length: 59 ft. and under		2451-13221	06/81	101.0	(³)	101.3	(³)	.2	.5	(³)
Length: 60 ft. - 64 ft.		2451-13222	06/81	105.2	(³)	105.5	(³)	.3	3.0	(³)
Width: 14 ft. and over		2451-1344	06/81	103.3	104.1	103.5	-6	-1	.9	2.9
Length: 59 ft. and under		2451-13441	06/81	101.7	(³)	(³)	(³)	(³)	(³)	(³)
Length: 60 ft. - 64 ft.		2451-13442	06/81	104.3	(³)	104.3	(³)	-2	.4	2.8
Length: 70 ft. - 74 ft.		2451-13444	06/81	103.6	(³)	(³)	(³)	(³)	(³)	(³)
Length: 75 ft. and over		2451-13445	06/81	102.2	103.4	103.5	.1	(³)	1.7	3.1
Multi-section		2451-14	06/81	105.4	106.1	106.5	.4	.9	1.4	6.1
Doublewide		2451-141	06/81	105.4	106.1	106.5	.4	.9	1.4	6.1
24 ft. single story doublewide		2451-1411	06/81	105.6	106.3	106.8	.4	.8	1.4	6.4
Length: 49 ft. and under		2451-14111	06/81	103.0	103.0	103.0	0	0	1.2	2.2
Length: 50 ft. - 59 ft.		2451-14112	06/81	102.5	(³)	106.1	(³)	2.1	3.6	(³)
Length: 60 ft. - 69 ft.		2451-14113	06/81	108.1	(³)	(³)	(³)	(³)	(³)	(³)
Other doublewide		2451-14129	06/81	102.7	(³)	103.0	(³)	2.6	1.0	2.1
Secondary products		2451-S	06/81	101.8	101.4	101.4	0	-3	1.1	1.0
Wood household furniture, except upholstered	2511		12/79	117.5	118.9	119.2	.3	.5	2.2	4.8
Primary products		2511-P	12/79	118.3	119.8	120.1	.2	.5	2.1	4.8
Wood living room, library, family room and den furniture		2511-2	12/79	118.4	119.5	119.4	-1	.2	1.2	4.1
Chairs, except dining room (including rockers)		2511-231	12/79	(³)	(³)	116.9	(³)	-7.9	(³)	-1.4
Tables, except card and telephone tables		2511-241	12/79	117.8	118.4	119.6	1.0	1.4	2.0	3.7
Desks		2511-251	12/79	115.4	116.6	118.6	1.7	(³)	2.8	4.9
Credenzas, bookcases, and bookshelves		2511-271	12/79	119.5	124.4	125.1	.6	.6	4.6	6.9
Other nonupholstered living room furniture		2511-298	12/79	116.2	(³)	116.6	(³)	.4	(³)	(³)
Wood dining room and kitchen furniture, except cabinets		2511-3	12/79	121.1	123.0	123.5	.4	.7	3.1	4.9
Tables, dining room, 30 x 40 inches and greater		2511-311	12/79	122.5	123.6	124.2	.5	.5	3.2	4.8
Chairs, dining room		2511-331	12/79	122.9	124.5	125.1	.5	.9	3.1	5.1
Buffets and servers, dining room		2511-351	12/79	115.8	118.4	118.4	0	.7	2.2	4.6
China and corner cabinets, dining room		2511-371	12/79	120.1	(³)	(³)	(³)	(³)	(³)	(³)
Other dining room and kitchen furniture		2511-398	12/79	116.7	120.5	120.5	0	2.1	3.2	2.5
Wood bedroom furniture		2511-5	12/79	117.8	119.6	119.8	.1	.3	2.1	5.1
Beds, headboards and footboards		2511-511	12/79	117.4	119.3	119.3	0	0	1.7	5.8
Beds, except bunk beds		2511-51A	12/79	116.4	121.1	121.1	0	0	4.0	8.2
Headboards and headboard sets		2511-513	12/79	116.4	117.0	117.0	0	0	.1	4.9
Dressers, vanities and dressing tables		2511-521	12/79	119.1	121.0	121.2	.2	.8	2.2	5.2
Wardrobes and wardrobe-type cabinets		2511-533	12/79	118.1	119.0	119.5	.4	.8	3.2	5.7
Chests of drawers		2511-535	12/79	116.5	118.4	118.5	.1	.1	2.4	4.5
Night tables and stands		2511-561	12/79	116.3	118.9	119.2	.2	.2	2.1	5.6
Other nonupholstered bedroom furniture		2511-598	12/79	120.7	121.3	(³)	(³)	(³)	(³)	(³)
Outdoor and unpainted wood furniture		2511-7	12/79	115.5	115.5	115.5	0	0	0	4.5
Unpainted wood furniture		2511-741	12/79	(³)	111.2	111.2	0	0	0	(³)
Knockdown or unassembled wood household furniture		2511-761	12/79	(³)	123.0	(³)	(³)	(³)	(³)	(³)
Miscellaneous receipts		2511-M	12/79	105.2	105.2	105.2	0	0	5.0	3.7
Secondary products		2511-S	12/79	113.5	114.1	114.6	.4	1.4	2.5	5.1
Other secondary products		2511-SSS	12/79	114.3	113.7	114.2	.4	1.3	1.7	6.4
Upholstered wood household furniture		2512-S	12/79	109.9	113.6	114.2	.5	1.6	4.8	1.8
Upholstered wood household furniture	2512		06/82	(³)	100.0	99.5	-5	(³)	(³)	(³)
Primary products		2512-P	06/82	(³)	100.0	99.4	-6	(³)	(³)	(³)
Upholstered wood household furniture		2512-1	06/82	(³)	100.0	99.4	-6	(³)	(³)	(³)
Sofas, davenports, settees, and love seats		2512-112	06/82	(³)	100.0	99.2	-8	(³)	(³)	(³)
Chiefly cotton		2512-11232	06/82	(³)	(³)	(³)	(³)	(³)	(³)	(³)
Chiefly rayon		2512-11233	06/82	(³)	100.0	92.2	-7.8	(³)	(³)	(³)
Chiefly olefin		2512-11234	06/82	(³)	100.0	100.2	.2	(³)	(³)	(³)
Chiefly nylon		2512-11235	06/82	(³)	100.0	100.0	0	(³)	(³)	(³)
Other fibers and blends		2512-11237	06/82	(³)	100.0	100.0	0	(³)	(³)	(³)
Chairs, except reclining and rockers		2512-132	06/82	(³)	100.0	98.3	-1.7	(³)	(³)	(³)
Coated fabric, including vinyl		2512-13241	06/82	(³)	100.0	100.0	0	(³)	(³)	(³)
Chiefly cotton		2512-13242	06/82	(³)	100.0	100.0	0	(³)	(³)	(³)
Chiefly rayon		2512-13243	06/82	(³)	100.0	93.9	-6.1	(³)	(³)	(³)
Chiefly olefin		2512-13244	06/82	(³)	100.0	99.1	-9	(³)	(³)	(³)
Other fibers and blends		2512-13245	06/82	(³)	100.0	98.4	-1.6	(³)	(³)	(³)
Rockers, including swivel		2512-145	06/82	(³)	100.0	100.0	0	(³)	(³)	(³)
Reclining chairs		2512-154	06/82	(³)	100.0	101.2	1.2	(³)	(³)	(³)
Other upholstered wood household furniture (ottomans, hassocks, etc)		2512-198	06/82	(³)	100.0	100.0	0	(³)	(³)	(³)
Secondary products		2512-S	06/82	(³)	100.0	99.9	-1	(³)	(³)	(³)
Metal office furniture	2522		12/79	123.7	125.8	126.3	.4	1.5	3.9	7.4
Primary products		2522-P	12/79	123.3	125.0	125.7	.6	1.8	3.7	7.1
Seating		2522-1	12/79	121.8	122.0	123.3	1.1	1.3	3.2	6.5
All other chairs, except stacking		2522-115	12/79	121.1	121.1	122.8	1.3	1.7	(³)	6.4
Desks		2522-2	12/79	124.1	126.0	127.0	.8	1.3	4.9	9.3
Executive desks		2522-221	12/79	131.1	(³)	133.8	(³)	0	2.1	8.4
Clerical and secretarial desks		2522-231	12/79	121.2	122.9	124.3	1.2	1.9	6.2	9.6

See footnotes at end of table.

Table 4. Producer price indexes for the net output of selected industries and their products—Continued

Industry and product ¹	Industry code	Product code	Index base	Index			Percent change to July 1982 from —			
				Mar. 1982 ²	June 1982 ²	July 1982 ²	June 1982	Apr. 1982	Jan. 1982	July 1981
Metal office furniture—Continued										
Cabinets and cases		2522-3	12/79	123.9	126.1	125.9	-0.2	1.4	2.6	6.0
Letter file cabinets		2522-311	12/79	121.8	122.4	124.1	1.4	2.0	(³)	6.4
Other vertical file cabinets		2522-316	12/79	131.5	139.0	139.0	0	5.3	5.7	11.1
Horizontal file cabinets		2522-317	12/79	116.9	123.4	117.0	-5.2	-1.6	(³)	1.5
Other metal office furniture		2522-4	12/79	123.5	126.3	128.0	1.4	3.8	5.5	8.2
Tables and stands		2522-411	12/79	119.5	(³)	121.6	(³)	1.8	1.8	5.4
Miscellaneous metal office furniture		2522-498	12/79	129.2	133.4	133.4	0	3.0	7.7	9.5
Secondary products		2522-S	12/79	126.0	133.6	129.9	-2.7	-2.4	2.4	9.8
Paper mill products except building paper										
	2621		06/81	104.0	103.3	103.2	-1	-7	-8	2.4
Primary products		2621-P	06/81	104.2	103.5	103.2	-3	-8	-8	2.4
Tissue paper stock and other machine coated paper stock		2621-A	06/81	106.0	105.6	105.4	-1	-3	-3	3.7
Sanitary paper stock		2621-A1	06/81	106.3	105.5	105.4	-1	-3	-6	3.6
Napkin stock		2621-A51	06/81	(³)	(³)	98.7	(³)	(³)	(³)	(³)
Tissue paper stock, excluding sanitary and thin		2621-A81	06/81	100.1	106.3	106.3	0	1	5.8	6.4
Newsprint		2621-1	06/81	105.4	106.3	105.5	-8	-3.5	.5	5.5
Groundwood paper, uncoated		2621-2	06/81	105.3	105.5	105.5	0	-1.7	.2	4.8
Publication and printing		2621-211	06/81	105.6	105.2	105.2	0	-1.9	-4	4.4
Body stock for coating and other converting and miscellaneous groundwood paper		2621-231	06/81	(³)	(³)	107.2	(³)	(³)	(³)	(³)
Clay coated printing and converting paper		2621-3	06/81	105.1	105.1	104.9	-2	0	-2	4.8
Coated one side, except prime-coated body stock for further coating		2621-311	06/81	110.1	110.2	110.2	-1	-1	.9	9.8
Coated two sides, except prime-coated body stock for further coating		2621-331	06/81	104.1	104.1	104.1	0	.1	-2	4.1
No. 3 grade		2621-33111	06/81	106.5	105.9	105.9	-1	.7	-6	5.9
No. 5 grade		2621-33121	06/81	101.4	101.4	101.4	0	0	.2	(³)
Other grades		2621-33131	06/81	104.5	(³)	104.5	(³)	0	-2	4.5
Book paper, uncoated free sheet		2621-4	06/81	103.4	101.5	101.3	-2	-3	-2.2	.2
Writing, chemical woodpulp		2621-421	06/81	102.2	99.4	99.1	-3	-2.0	-3.3	-1.8
Unwatermarked bond, No. 4 grade		2621-42111	06/81	102.7	102.5	102.5	0	0	0	.4
Other bond, except form bond		2621-42133	06/81	103.0	(³)	(³)	(³)	(³)	(³)	(³)
Form bond, 12 pound		2621-42144	06/81	(³)	(³)	(³)	(³)	(³)	(³)	(³)
Form bond, 15 pound		2621-42155	06/81	102.0	98.8	98.6	-1	-1.8	-3.9	-1.9
Other form bond		2621-42166	06/81	106.8	104.1	104.1	0	3.3	-1.1	4.1
Other chemical woodpulp writing paper		2621-42177	06/81	100.0	94.2	92.8	-1.4	-7.4	-9.0	-7.5
Publication and printing		2621-441	06/81	105.3	104.6	104.3	-2	2.6	-9	2.8
Offset		2621-44122	06/81	104.4	102.8	102.3	-5	-1	-1.7	.7
Other book printing		2621-44133	06/81	106.3	106.3	106.3	0	5.3	0	(³)
Body stock for coating, for shipment to establishments without papermaking equipment		2621-451	06/81	(³)	100.2	100.2	0	-1.4	-1.4	(³)
Cover text		2621-465	06/81	105.0	106.4	106.4	0	.6	1.3	5.2
Cotton fiber paper and thin paper		2621-6	06/81	107.4	107.4	107.4	0	0	0	6.2
Writing, cotton fiber including cotton fiber index		2621-611	06/81	106.4	106.4	106.4	0	0	0	5.9
Thin paper		2621-671	06/81	107.8	107.8	107.8	0	0	0	6.4
Packaging and industrial converting paper, unbleached kraft		2621-7	06/81	98.4	95.5	94.4	-1.1	-3.8	-3.7	-5.6
Shipping sack		2621-731	06/81	98.3	(³)	92.3	(³)	-6.1	-5.6	-7.7
Bag and sack, other than shipping sack		2621-751	06/81	95.8	92.4	90.9	-1.6	-5.1	-5.1	-9.1
Other converting, 18 pounds and over		2621-761	06/81	101.6	99.8	99.8	0	-5	-7	-2
Packaging and industrial converting paper, except unbleached kraft		2621-8	06/81	103.4	102.5	102.4	-1	-1.0	.2	1.1
Wrapping		2621-811	06/81	(³)	(³)	(³)	(³)	(³)	(³)	(³)
Shipping sack, including combination kraft and rope bleached and semibleached		2621-831	06/81	106.5	106.5	106.5	0	0	0	(³)
Bag and sack, other than shipping sack		2621-851	06/81	102.1	102.1	102.1	0	0	.6	1.2
Other converting, 18 pounds and over		2621-861	06/81	103.0	100.3	100.0	-2	-2.9	-2	-2.0
Glassine, greaseproof, and vegetable parchment		2621-881	06/81	101.7	101.9	101.9	0	.2	.4	1.8
Special industrial paper		2621-9	06/81	104.7	104.7	104.3	-4	-4	-1	3.4
Secondary products		2621-S	06/81	99.1	98.1	99.8	1.7	.6	-2.7	-1.7
Pulp mills		2611-S	06/81	90.5	90.6	88.8	-2.0	-2.0	-9.2	-11.3
Other secondary products		2621-SSS	06/81	97.4	(³)	90.8	(³)	(³)	-6.8	-9.6
Paperboard mills		2631-S	06/81	107.9	107.2	113.0	5.5	4.7	4.0	9.4
Sanitary paper products		2647-S	06/81	104.5	(³)	104.0	(³)	0	.9	4.0
Corrugated and solid fiber boxes										
	2653		03/80	109.4	108.9	108.7	-2	-1.1	-9	-9
Primary products		2653-P	03/80	109.7	109.2	109.0	-2	-1.1	-1.0	-9
Corrugated shipping containers		2653-1	03/80	109.7	109.2	108.9	-2	-1.0	-8	-9
For foods and beverages		2653-112	03/80	108.2	107.4	107.1	-2	-1.3	-7	-1.1
For paper and allied products		2653-113	03/80	107.9	108.3	107.4	-9	-5	-6	-8
For glass, clay, and stone products		2653-115	03/80	112.3	110.4	110.0	-4	-2.1	-1.7	-1.3
For metal products and machinery, equipment and supplies, except electrical		2653-116	03/80	(³)	116.3	116.3	0	-1	-1	1.1
For electrical machinery, equipment, supplies and appliances		2653-118	03/80	108.2	108.1	108.1	0	0	0	.1
For all other uses not specified above		2653-119	03/80	109.8	109.3	109.2	-1	(³)	-1.2	-1.3
Corrugated paperboard in sheets and rolls, lined and unlined		2653-3	03/80	111.5	109.6	109.6	0	-2.3	-2.0	-1.9
Corrugated and solid fiber pallets, pads, and partitions		2653-4	03/80	109.6	108.7	108.7	0	-8	-3.5	-1.8
Newspaper publishing										
	2711		12/79	128.1	131.2	131.3	.1	1.6	3.7	9.4
Primary products		2711-P	12/79	128.7	131.9	132.1	.1	1.6	3.7	9.6
Circulation		2711-6	12/79	127.4	128.3	128.8	.4	.7	2.0	8.3
Subscriptions		2711-61	12/79	131.4	132.7	133.2	.3	.7	1.9	10.6
Through intermediary		2711-611	12/79	132.2	133.7	134.2	.4	.8	2.2	10.9
Direct to reader		2711-612	12/79	125.9	125.9	125.9	0	0	0	7.7
Single copy sales		2711-62	12/79	119.3	119.3	119.9	.5	.5	2.1	3.4
Through intermediary		2711-621	12/79	128.0	(³)	129.3	(³)	1.0	4.6	7.4

See footnotes at end of table.

Table 4. Producer price indexes for the net output of selected industries and their products—Continued

Industry and product ¹	Industry code	Product code	Index base	Index			Percent change to July 1982 from —			
				Mar. 1982 ²	June 1982 ²	July 1982 ²	June 1982	Apr. 1982	Jan. 1982	July 1981
Newspaper publishing—Continued										
Direct to reader		2711-622	12/79	111.8	111.8	(^o)	(^o)	(^o)	(^o)	(^o)
Advertising		2711-7	12/79	129.1	133.1	133.2	0.1	1.9	4.2	10.0
Classified advertising		2711-71	12/79	131.5	134.6	134.6	0	1.3	3.5	5.3
Commercial advertising		2711-72	12/79	128.3	132.6	132.7	.1	2.1	4.4	11.6
National advertising		2711-721	12/79	139.5	144.0	144.0	0	1.4	4.6	17.9
Other advertising		2711-722	12/79	126.8	131.1	131.3	.1	2.2	4.4	10.8
Miscellaneous receipts		2711-M	12/79	115.8	115.6	115.6	0	-1	-1	1.4
Resales		2711-289	12/79	135.3	(^o)	(^o)	(^o)	(^o)	(^o)	(^o)
Secondary products		2711-S	12/79	114.2	113.8	114.1	.3	1.2	4.7	4.8
Other, except preprinted newspaper inserts		2711-SSS	12/79	113.7	113.3	113.6	.3	1.3	4.9	4.9
Periodical publishing	2721		12/79	125.8	127.1	128.6	1.2	3.0	3.9	11.2
Primary products		2721-P	12/79	126.5	128.0	129.7	1.4	3.5	4.0	12.1
Advertising		2721-A	12/79	129.3	130.5	131.2	.6	3.6	3.8	12.1
Farm periodicals		2721-2	12/79	125.7	125.7	125.7	0	.5	0	11.1
General farm periodicals		2721-211	12/79	121.3	121.3	121.3	0	.9	0	(^o)
Business periodicals		2721-4	12/79	128.0	128.8	128.8	0	.1	.6	8.1
Industrial periodicals		2721-411	12/79	130.3	131.4	131.4	0	.2	.7	8.6
Merchandising periodicals		2721-413	12/79	129.3	130.0	130.0	0	-2	.6	8.6
Professional periodicals		2721-415	12/79	120.5	120.5	(^o)	(^o)	(^o)	(^o)	(^o)
General periodicals		2721-6	12/79	130.1	131.5	132.7	.9	5.6	5.7	14.4
Women's periodicals		2721-643	12/79	127.9	(^o)	129.5	(^o)	(^o)	2.4	10.3
General interest periodicals		2721-653	12/79	128.8	132.0	133.0	.7	4.1	4.5	12.5
General news periodicals		2721-683	12/79	135.7	132.7	136.1	2.6	(^o)	14.3	26.3
Other periodicals		2721-73	12/79	116.2	116.2	116.2	0	0	3.5	3.6
Religious periodicals		2721-733	12/79	123.5	123.5	123.5	0	0	6.2	6.2
Other periodicals, n.e.c.		2721-737	12/79	(^o)	(^o)	(^o)	(^o)	(^o)	(^o)	(^o)
Circulation		2721-C	12/79	123.3	125.1	128.1	2.4	3.3	4.2	12.0
General farm periodicals		2721-112	12/79	139.7	139.7	142.4	1.9	1.9	1.9	(^o)
Business periodicals		2721-3	12/79	124.4	125.0	135.8	8.6	9.0	9.8	14.1
Industrial periodicals		2721-307	12/79	118.5	120.6	(^o)	(^o)	(^o)	(^o)	(^o)
Professional periodicals		2721-317	12/79	129.7	130.1	134.2	3.2	3.2	4.6	10.8
General periodicals		2721-5	12/79	123.2	125.3	126.7	1.2	2.2	3.1	11.4
Women's periodicals		2721-54	12/79	122.0	122.0	127.6	4.6	4.6	4.6	12.7
Subscriptions		2721-543	12/79	119.2	119.2	130.1	9.1	9.1	9.1	(^o)
Single copy sales		2721-545	02/80	125.0	125.0	125.0	0	0	0	(^o)
General interest periodicals		2721-55	12/79	121.9	125.6	125.7	.1	2.0	3.5	10.1
Subscriptions		2721-553	12/79	123.1	127.2	127.5	.2	3.4	4.2	12.3
Single copy sales		2721-555	12/79	(^o)	(^o)	123.2	(^o)	(^o)	2.4	(^o)
General news periodicals		2721-56								
Subscriptions		2721-563	12/79	128.7	128.7	128.7	0	(^o)	0	15.9
Other periodicals		2721-7A	12/79	118.4	121.1	122.0	.8	2.0	3.8	14.8
Religious periodicals		2721-703	12/79	125.4	131.0	133.1	1.6	4.0	7.7	12.3
Miscellaneous receipts		2721-M	12/79	105.6	105.8	105.8	0	.4	0	2.7
Contract work and other miscellaneous receipts		2721-XY9	12/79	109.2	109.5	(^o)	(^o)	(^o)	(^o)	(^o)
Secondary products		2721-S	12/79	125.8	126.4	126.5	.1	.2	4.7	6.9
Other secondary products		2721-SSS	12/79	161.5	162.5	163.5	.6	1.1	2.3	33.7
Book publishing	2731	2731-S	12/79	119.5	120.1	120.1	0	0	5.1	3.6
Book publishing	2731		12/80	112.3	113.1	113.0	-1	.3	1.1	6.0
Primary products		2731-P	12/80	112.6	113.4	113.3	-1	.4	1.2	6.4
Textbooks		2731-1	12/80	113.4	114.0	114.5	.4	.7	1.1	8.7
Elementary textbooks		2731-1A	12/80	113.3	113.3	113.3	0	0	0	7.8
Hardbound		2731-111	12/80	114.2	114.2	114.2	0	0	0	9.1
Paperbound		2731-112	12/80	111.1	(^o)	(^o)	(^o)	(^o)	(^o)	(^o)
High school textbooks		2731-1B	12/80	112.8	113.5	113.5	0	0	.6	11.2
Hardbound		2731-113	12/80	113.8	113.8	(^o)	(^o)	(^o)	(^o)	(^o)
College textbooks		2731-1C	12/80	113.9	115.0	115.5	.4	1.0	1.7	9.4
Hardbound		2731-115	12/80	113.5	114.9	115.7	.7	1.4	2.3	10.6
Paperbound		2731-116	12/80	115.3	115.3	114.5	-.7	-.7	(^o)	4.7
Workbooks		2731-12	12/80	114.1	114.2	116.0	1.6	1.6	1.8	6.6
Elementary workbooks		2731-121	12/80	108.3	108.3	110.8	2.3	2.3	2.3	6.6
College workbooks		2731-125	12/80	120.9	122.3	123.4	.9	(^o)	(^o)	5.0
Technical, scientific and professional books		2731-3	12/80	111.8	112.9	112.6	-2	.1	1.8	5.4
Medical books		2731-32	12/80	106.5	107.8	106.8	-1.0	-.7	-2.1	-1.3
Hardbound		2731-325	12/80	106.6	107.8	106.6	-1.1	(^o)	(^o)	-1.7
Paperbound		2731-327	12/80	105.9	108.1	108.1	0	2.1	2.1	2.1
Business books		2731-33	12/80	102.2	102.2	102.2	0	0	0	2.2
Hardbound		2731-335	12/80	100.0	(^o)	100.0	(^o)	0	0	0
Other technical, scientific and professional books		2731-34	12/80	127.0	128.7	128.7	0	0	6.5	13.4
Hardbound		2731-345	12/80	122.8	125.2	125.2	0	0	2.2	7.0
Religious books		2731-4	12/80	112.4	110.7	110.3	-.4	-1.0	-1.0	.1
Other religious books		2731-44	12/80	114.2	112.9	112.9	0	-1.1	-1.1	-.2
Paperbound		2731-447	12/80	124.3	124.3	124.3	0	0	(^o)	2.3
General books		2731-5	12/80	110.3	111.7	111.2	-.5	.4	1.6	5.4
Mass market books		2731-531	12/80	107.7	108.2	109.6	1.3	1.7	4.1	9.9
Adult trade books		2731-54	12/80	106.9	110.5	107.8	-2.5	-2	1.1	5.3
Hardbound		2731-541	12/80	103.4	109.0	104.9	-3.8	-2	(^o)	(^o)
Paperbound		2731-543	12/80	113.8	113.4	113.4	0	-1	.5	12.6
Juvenile books		2731-55	12/80	98.5	98.5	98.5	0	0	0	-1.5
General reference books		2731-7	12/80	121.1	121.1	121.1	0	0	.7	10.4
Subscription reference books		2731-72	12/80	118.2	118.2	118.2	0	0	(^o)	(^o)
Encyclopedias		2731-721	12/80	118.2	118.2	118.2	0	0	(^o)	(^o)
Other reference books		2731-74	12/80	130.7	130.7	130.7	0	0	0	12.9
Other		2731-749	12/80	151.2	(^o)	151.2	(^o)	0	0	16.3

See footnotes at end of table.

Table 4. Producer price indexes for the net output of selected industries and their products—Continued

Industry and product ¹	Industry code	Product code	Index base	Index			Percent change to July 1982 from —			
				Mar. 1982 ²	June 1982 ²	July 1982 ²	June 1982	Apr. 1982	Jan. 1982	July 1981
Book publishing—Continued										
Secondary products		2731-S	12/80	114.6	114.6	114.9	0.3	0.3	1.1	2.7
Commercial printing, letterpress	2751		06/82	(9)	100.0	100.2	.2	(9)	(9)	(9)
Primary products		2751-P	06/82	(9)	100.0	99.9	-.1	(9)	(9)	(9)
Labels and printed rolls and sheets for packaging purposes, letterpress		2751-2	06/82	(9)	100.0	99.6	-.4	(9)	(9)	(9)
Labels, custom and stock, printed, including bordered, made of paper or foil, excluding cloth		2751-2A	06/82	(9)	100.0	100.0	0	(9)	(9)	(9)
Rolls, pressure sensitive, letterpress		2751-218	06/82	(9)	100.0	100.0	0	(9)	(9)	(9)
Flexographic pressure sensitive, flat and rolls		2751-219	06/82	(9)	100.0	100.0	0	(9)	(9)	(9)
Advertising printing, letterpress		2751-5	06/82	(9)	100.0	100.0	0	(9)	(9)	(9)
Other advertising printing		2751-598	06/82	(9)	100.0	100.0	0	(9)	(9)	(9)
Other general job printing, letterpress		2751-6	06/82	(9)	100.0	100.0	0	(9)	(9)	(9)
Ticket and coupon printing		2751-844	06/82	(9)	(9)	(9)	(9)	(9)	(9)	(9)
All other general commercial printing, letterpress, including flexographic, n.e.c.		2751-698	06/82	(9)	100.0	100.0	0	(9)	(9)	(9)
Screen process printing, except textiles		2751-9	06/82	(9)	100.0	100.0	0	(9)	(9)	(9)
Decalcomanias and pressure sensitives, excluding labels		2751-911	06/82	(9)	100.0	98.5	-1.5	(9)	(9)	(9)
Labels, excluding labels made of cloth		2751-912	06/82	(9)	100.0	100.0	0	(9)	(9)	(9)
Pressure sensitive, flat and rolls		2751-91217	06/82	(9)	100.0	100.0	0	(9)	(9)	(9)
Display advertising posters		2751-923	06/82	(9)	100.0	100.0	0	(9)	(9)	(9)
Counter and floor displays, point of purchase, and other display material		2751-925	06/82	(9)	100.0	100.0	0	(9)	(9)	(9)
Printing on metal		2751-981	06/82	(9)	100.0	100.0	0	(9)	(9)	(9)
Miscellaneous receipts		2751-M	06/82	(9)	100.0	100.0	0	(9)	(9)	(9)
Contract work and other miscellaneous receipts		2751-XY9	06/82	(9)	(9)	(9)	(9)	(9)	(9)	(9)
Secondary products		2751-S	06/82	(9)	100.0	102.3	2.3	(9)	(9)	(9)
Other secondary products		2751-SSS	06/82	(9)	100.0	103.7	3.7	(9)	(9)	(9)
Commercial printing, lithographic		2752-S	06/82	(9)	100.0	102.2	2.2	(9)	(9)	(9)
Commercial printing, lithographic	2752		06/82	(9)	100.0	100.1	.1	(9)	(9)	(9)
Primary products		2752-P	06/82	(9)	100.0	100.1	.1	(9)	(9)	(9)
Magazine and periodical printing, lithographic		2752-1	06/82	(9)	100.0	99.9	-.1	(9)	(9)	(9)
Magazines and periodicals, excluding Sunday supplements, sheet-fed		2752-112	06/82	(9)	100.0	100.0	0	(9)	(9)	(9)
Magazines and periodicals, excluding Sunday supplements, web-fed		2752-114	06/82	(9)	100.0	99.9	-.1	(9)	(9)	(9)
Labels and printed rolls and sheets for packaging purposes, lithographic		2752-2	06/82	(9)	100.0	100.3	.3	(9)	(9)	(9)
Labels, custom and stock, printed, excluding cloth		2752-211	06/82	(9)	(9)	(9)	(9)	(9)	(9)	(9)
Pressure sensitive, flat and rolls		2752-21107	06/82	(9)	(9)	(9)	(9)	(9)	(9)	(9)
Catalog and directory printing, lithographic		2752-3	06/82	(9)	100.0	100.6	.6	(9)	(9)	(9)
Catalogs, sheet-fed		2752-312	06/82	(9)	100.0	101.7	1.7	(9)	(9)	(9)
Catalogs, web-fed		2752-314	06/82	(9)	100.0	100.0	0	(9)	(9)	(9)
Financial and legal printing, lithographic		2752-4	06/82	(9)	100.0	100.5	.5	(9)	(9)	(9)
Annual reports and other corporate financial printing		2752-413	06/82	(9)	(9)	(9)	(9)	(9)	(9)	(9)
Other financial and legal printing		2752-419	06/82	(9)	100.0	100.0	0	(9)	(9)	(9)
Bank form printing, excluding checkbooks		2752-427	06/82	(9)	(9)	(9)	(9)	(9)	(9)	(9)
Advertising printing, lithographic		2752-5	06/82	(9)	100.0	100.0	0	(9)	(9)	(9)
Direct mail, sheet-fed		2752-512	06/82	(9)	100.0	100.2	.2	(9)	(9)	(9)
Direct mail, web-fed		2752-514	06/82	(9)	100.0	100.0	0	(9)	(9)	(9)
Counter and floor displays, point of purchase, and other printed display material		2752-525	06/82	(9)	100.0	100.0	0	(9)	(9)	(9)
Other advertising printing, sheet-fed		2752-551	06/82	(9)	100.0	99.7	-.3	(9)	(9)	(9)
Other advertising printing, web-fed		2752-553	06/82	(9)	100.0	100.0	0	(9)	(9)	(9)
Other general job printing, lithographic		2752-6	06/82	(9)	100.0	100.0	0	(9)	(9)	(9)
Newspapers, web-fed		2752-614	06/82	(9)	100.0	100.0	0	(9)	(9)	(9)
Business forms, excluding blank books and looseleaf forms, sheet-fed		2752-692	06/82	(9)	100.0	100.0	0	(9)	(9)	(9)
All other general commercial printing, n.e.c., sheet-fed		2752-697	06/82	(9)	100.0	100.0	0	(9)	(9)	(9)
All other general commercial printing, n.e.c., web-fed		2752-699	06/82	(9)	100.0	100.0	0	(9)	(9)	(9)
Miscellaneous receipts		2752-M	06/82	(9)	100.0	100.0	0	(9)	(9)	(9)
Contract work and other miscellaneous receipts		2752-XY9	06/82	(9)	100.0	100.0	0	(9)	(9)	(9)
Secondary products		2752-S	06/82	(9)	100.0	100.0	0	(9)	(9)	(9)
Commercial printing, letterpress		2751-S	06/82	(9)	100.0	100.0	0	(9)	(9)	(9)
Other secondary products		2752-SSS	06/82	(9)	100.0	100.1	.1	(9)	(9)	(9)
Manifold business forms		2761-S	06/82	(9)	100.0	100.0	0	(9)	(9)	(9)
Commercial printing, gravure	2754		06/82	(9)	100.0	100.1	.1	(9)	(9)	(9)
Primary products		2754-P	06/82	(9)	100.0	100.1	.1	(9)	(9)	(9)
Labels and printed rolls and sheets for packaging purposes, gravure		2754-2	06/82	(9)	100.0	100.3	.3	(9)	(9)	(9)
Labels, custom and stock, excluding cloth		2754-22	06/82	(9)	100.0	100.0	0	(9)	(9)	(9)
Flat, except pressure sensitive		2754-221	06/82	(9)	100.0	100.0	0	(9)	(9)	(9)
Rolls, except pressure sensitive		2754-224	06/82	(9)	100.0	100.7	.7	(9)	(9)	(9)
Printed rolls and sheets for packaging purposes, excluding bags, envelopes, pouches, etc.		2754-23	06/82	(9)	100.0	100.4	.4	(9)	(9)	(9)
Paper, single web		2754-232	06/82	(9)	100.0	99.9	-.1	(9)	(9)	(9)
Other, including multiweb structures		2754-235	06/82	(9)	100.0	101.0	1.0	(9)	(9)	(9)
Other general job printing, gravure		2754-8	06/82	(9)	100.0	100.0	0	(9)	(9)	(9)
All other general commercial printing, n.e.c.		2754-698	06/82	(9)	100.0	100.0	0	(9)	(9)	(9)
Gravure plates and cylinders		2754-7	06/82	(9)	100.0	100.0	0	(9)	(9)	(9)
Secondary products		2754-S	06/82	(9)	100.0	99.6	-.4	(9)	(9)	(9)
Alkalies and chlorine	2812		12/80	128.0	128.9	123.7	-4.1	.7	-1.5	5.9

See footnotes at end of table.

Table 4. Producer price indexes for the net output of selected industries and their products—Continued

Industry and product ¹	Industry code	Product code	Index base	Index			Percent change to July 1982 from —			
				Mar. 1982 ²	June 1982 ²	July 1982 ²	June 1982	Apr. 1982	Jan. 1982	July 1981
Alkalies and chlorine—Continued										
Primary products		2812-P	12/80	135.3	137.8	129.1	-6.3	-2.6	-2.2	5.2
Chlorine		2812-1	12/80	100.4	102.0	100.7	-1.3	3.2	2.2	3.5
Chlorine gas		2812-111	12/80	96.1	90.1	89.5	-6	1.2	-11.5	-6.2
Liquid chlorine		2812-115	12/80	100.9	103.3	101.9	-1.4	(³)	3.8	4.5
Sodium hydroxide (caustic soda)		2812-3								
All other concentrations - liquid		2812-365	12/80	157.2	162.5	147.4	-9.3	-5.5	-4.4	6.4
50 percent regular diaphragm grade		2812-36511	12/80	170.7	(³)	156.1	(³)	-8.2	-7.3	2.3
50 percent from mercury cell		2812-36512	12/80	135.0	134.4	133.1	-9	0	1.5	15.4
Bead caustic soda		2812-36711	03/82	100.0	(³)	103.3	(³)	(³)	(³)	(³)
Secondary products		2812-S	12/80	116.0	114.4	114.8	.3	7.4	-2	7.3
Industrial gases										
Primary products	2813	2813-P	06/81	103.4	103.7	103.7	0	.9	2.2	3.7
Acetylene		2813-2	06/81	110.7	110.7	110.7	0	0	0	11.0
Carbon dioxide		2813-3	06/81	123.7	124.5	124.3	-1	-3	2.6	24.3
Liquid & gas		2813-311	06/81	114.2	(³)	115.0	(³)	-3	1.3	15.0
Solid		2813-331	06/81	(³)	(³)	138.9	(³)	(³)	(³)	(³)
Nitrogen		2813-5	06/81	97.6	98.2	97.0	-1.2	-7	-8	-3.0
Gas		2813-511	06/81	105.7	107.8	103.2	-4.3	-2.4	-2.8	(³)
Liquid		2813-522	06/81	94.8	(³)	(³)	(³)	(³)	(³)	(³)
Oxygen		2813-6								
Liquid		2813-622	06/81	98.6	101.7	101.7	0	3.1	6.4	1.7
Other industrial gases		2813-7	06/81	101.4	101.3	101.7	.4	.7	1.4	2.2
Miscellaneous receipts		2813-M	06/81	114.7	112.1	114.2	1.9	4.9	9.7	12.3
Plastic materials and resins										
Primary products	2821	2821-P	12/80	107.2	107.0	106.6	-3	-7	-3	-3.1
Thermoplastic resins		2821-3	12/80	104.2	103.6	103.2	-4	-8	-1.2	-5.0
Low density polyethylene resins		2821-331	12/80	103.2	102.5	101.9	-5	-1.2	-1.7	-6.5
For film and sheeting		2821-33101	12/80	92.5	87.0	83.5	-4.0	-11.9	-8.8	-25.8
High density polyethylene resins		2821-341	12/80	83.6	78.6	73.5	-6.6	-17.9	-11.2	-34.3
For blow molding		2821-34101	12/80	102.4	99.1	98.6	-5	-4.6	-6.1	-11.3
Polypropylene resins		2821-351	12/80	122.2	120.6	117.7	-2.5	-2.7	-3.9	-2.3
For injection molding		2821-35101	12/80	128.1	(³)	(³)	(³)	(³)	(³)	(³)
For fiber and filaments		2821-35102	12/80	117.6	110.0	107.6	-2.2	-6.2	-8.2	(³)
Styrene plastics materials		2821-361	12/80	109.5	109.1	108.5	-5	-7	.2	.3
Straight polystyrene resins		2821-36101	12/80	105.9	(³)	(³)	(³)	(³)	(³)	(³)
Rubber modified polystyrene resins		2821-36102	12/80	102.9	101.6	100.6	-1.0	(³)	-2.2	-3.9
Vinyl and vinylidene resins		2821-371	12/80	89.9	88.9	91.0	2.4	2.2	-4.8	-12.0
Homopolymer resins, excluding dispersion		2821-37101	12/80	85.5	84.5	87.0	3.0	2.8	-5.3	(³)
Copolymer resins excluding dispersion		2821-37102	12/80	99.1	97.8	(³)	(³)	(³)	(³)	(³)
Other non-engineering thermoplastic resins		2821-399	12/80	111.0	112.9	113.4	.4	(³)	6.0	7.1
Thermosetting resins		2821-4	12/80	108.3	108.8	109.2	.3	.8	1.0	2.1
Epoxy resins		2821-411	12/80	(³)	(³)	125.4	(³)	2.2	(³)	(³)
Phenolic and other tar acid resins		2821-421	12/80	106.3	106.1	106.3	.2	.2	-3	1.5
Phenolic molding compounds		2821-42101	12/80	105.8	106.0	106.0	0	.2	.2	.2
All other phenolic and other tar acid resins		2821-42102	12/80	106.4	(³)	(³)	(³)	(³)	(³)	(³)
Polyester resins, unsaturated		2821-431	12/80	106.4	111.5	110.5	-9	1.7	2.0	.6
Urea - formaldehyde resins		2821-441	12/80	108.5	107.5	(³)	(³)	(³)	(³)	(³)
All other thermosetting resins		2821-499	12/80	103.6	103.2	103.7	.5	.5	.2	.2
Secondary products		2821-S	12/80	122.7	124.9	124.7	-2	(³)	4.6	7.1
Synthetic rubber										
Primary production	2822	2822-P	06/81	103.5	102.5	101.8	-7	-1.6	-7	1.5
Styrene butadiene (SBR)		2822-1	06/81	97.4	98.4	95.4	-1.0	-2.1	-2.4	-4.7
Styrene butadiene - solid		2822-111	06/81	97.0	95.9	94.8	-1.1	-2.4	-2.7	-5.3
Polybutadiene		2822-2	06/81	99.7	(³)	(³)	(³)	(³)	(³)	(³)
Polybutadiene		2822-211	06/81	99.7	(³)	(³)	(³)	(³)	(³)	(³)
Specialty elastomers		2822-8	06/81	109.9	109.2	108.3	-9	-1.4	1.3	8.0
Noncellulosic organic fibers										
Primary products	2824	2824-P	06/81	103.1	102.9	102.4	-5	-8	-8	.8
Yarn and monofilament		2824-7	06/81	103.6	103.6	103.0	-6	-7	-1.2	1.5
Nylon and aramid, excluding producer textured yarn		2824-701	06/81	105.2	104.2	104.8	.6	-5	.4	4.2
Textile		2824-7012	06/81	104.8	105.1	106.7	1.6	1.8	1.8	6.7
35-59 drawn equivalent denier		2824-70122	06/81	103.1	105.2	105.1	-1	2.0	2.1	5.0
Polyester, excluding producer textured yarn		2824-702	06/81	(³)	95.7	(³)	(³)	(³)	(³)	(³)
Textile, selected deniers		2824-7021	06/81	105.7	102.2	102.2	0	-3.3	-3.3	1.9
145-179 drawn equivalent denier		2824-70212	06/81	104.8	100.4	100.4	0	-4.1	-4.1	.1
Producer textured yarn and monofilament		2824-703	06/81	103.5	98.2	98.2	0	-5.2	-5.2	-2.2
Nylon		2824-7032	06/81	105.2	104.9	104.6	-3	-1.0	2.1	2.9
Carpet yarn		2824-70322	06/81	100.3	99.0	99.4	.4	-1.0	-8	-7
Other producer textured yarn and monofilament		2824-70331	06/81	(³)	102.1	98.1	-3.9	-3.9	(³)	-3.4
Staple, tow and fiberfill		2824-8	06/81	101.4	102.7	100.3	-2.4	-1.1	-3.5	-2.3
Nylon and aramid		2824-801	06/81	(³)	109.6	108.2	-1.3	(³)	-2.4	-2.2
Acrylic and modacrylic		2824-802	06/81	93.1	101.4	92.7	-8.6	-5	-8.0	-7.3
Up to 4 denier		2824-80201	06/81	92.1	93.4	91.3	-2.2	-9	-1.1	-8.6
Polyester		2824-803	06/81	100.3	99.3	99.0	-3	-1.0	-2.6	(³)
Staple and tow		2824-8031	06/81	99.1	98.0	97.8	-4	-1.1	-2.9	(³)
Up to 2.5 denier, excluding fiberfill		2824-80312	06/81	95.5	94.1	93.6	-5	-1.5	-3.8	(³)
Other staple, tow and fiberfill		2824-804	06/81	101.9	103.9	104.1	.2	-1	1.3	2.3
Biological products										
Primary products	2831	2831-P	03/80	108.6	108.3	108.5	.2	.8	.9	3.6
Blood and blood derivatives, for human use		2831-1	03/80	107.9	107.6	107.8	.2	1.0	.9	3.8
			03/80	104.5	104.5	104.5	0	2.4	1.0	9.5

See footnotes at end of table.

Table 4. Producer price indexes for the net output of selected industries and their products—Continued

Industry and product ¹	Industry code	Product code	Index base	Index			Percent change to July 1982 from —			
				Mar. 1982 ²	June 1982 ²	July 1982 ²	June 1982	Apr. 1982	Jan. 1982	July 1981
Biological products—Continued										
Normal human blood serum		2831-117	03/80	71.3	(^o)	(^o)	(^o)	(^o)	(^o)	(^o)
Other blood derivatives or fractions, except those used for passive immunization		2831-119	03/80	103.9	103.9	(^o)	(^o)	(^o)	(^o)	(^o)
Vaccines, toxoids and antigens, for human use		2831-2	12/80	105.3	108.8	108.8	0.0	0.7	6.1	7.5
Antigens		2831-213	03/80	111.9	117.8	(^o)	(^o)	(^o)	(^o)	(^o)
Diagnostic substances and other biologics, except for industrial use		2831-4	03/80	113.1	113.5	113.5	0	.9	1.7	2.3
Allergenic extracts, including poison ivy and poison oak extracts and allergens		2831-413	03/80	118.8	118.8	118.8	0	0	2.6	7.1
Diagnostic substances, except diagnostic allergens		2831-415	03/80	112.9	(^o)	(^o)	(^o)	(^o)	(^o)	(^o)
Biological products for veterinary use		2831-5								
Vaccines, bacterins, toxoids and other antigens (except allergens) for active immunization		2831-513	03/80	96.4	92.7	94.0	1.4	-1.5	-3.7	-2.4
Secondary products		2831-S	03/80	114.8	113.9	113.9	0	.1	2.9	4.7
Other secondary products		2831-SSS	03/80	(^o)	(^o)	(^o)	(^o)	(^o)	(^o)	(^o)
Pharmaceuticals		2834-S	03/80	118.4	115.4	115.4	0	0	2.5	4.3
Medicinal chemicals and botanical products (in bulk)										
Primary products	2833	2833-P	06/82	(^o)	100.0	100.0	0	(^o)	(^o)	(^o)
Synthetic organic medicinal chemicals		2833-1	06/82	(^o)	100.0	100.0	0	(^o)	(^o)	(^o)
All other synthetic organic medicinal chemicals		2833-161	06/82	(^o)	100.0	100.0	0	(^o)	(^o)	(^o)
Other medicinals and botanicals		2833-2	06/82	(^o)	100.0	100.0	0	(^o)	(^o)	(^o)
Botanical drugs		2833-201	06/82	(^o)	100.0	100.0	0	(^o)	(^o)	(^o)
Mixtures of two or more substances for therapeutic or prophylactic use		2833-205	06/82	(^o)	100.0	100.0	0	(^o)	(^o)	(^o)
Secondary products		2833-S	06/82	(^o)	100.0	100.0	0	(^o)	(^o)	(^o)
Other secondary products		2833-SSS	06/82	(^o)	100.0	100.0	0	(^o)	(^o)	(^o)
Pharmaceutical preparations										
Primary products	2834	2834-P	06/81	108.2	110.1	110.4	.2	1.0	4.1	9.1
Pharmaceutical preparations, prescription		2834-1	06/81	107.9	109.9	110.2	.3	.8	4.5	8.7
Analgesics		2834-102	06/81	112.1	113.3	113.3	0	.3	1.7	13.3
Narcotic analgesics		2834-1021	06/81	110.4	112.5	112.6	0	0	3.4	12.6
Codeine and combinations		2834-10211	06/81	110.7	110.7	110.7	0	0	1.9	10.7
Antiarthritics		2834-105	06/81	113.5	115.7	117.1	1.2	4.4	8.4	11.2
Anticoagulants		2834-106	06/81	(^o)	(^o)	(^o)	(^o)	(^o)	(^o)	(^o)
Systemic anti-infectives		2834-111	06/81	109.2	109.6	106.7	-2.7	-2.0	.5	6.0
Broad and medium spectrum antibiotics		2834-1111	06/81	111.6	112.3	107.9	-3.9	-2.9	.7	7.4
Broad spectrum penicillins		2834-11112	06/81	111.5	(^o)	107.2	(^o)	-6	-2.4	(^o)
Antispasmodic/antisecretory		2834-116	06/81	110.4	110.0	111.3	1.2	1.0	7.7	11.0
Bronchial therapy		2834-118	06/81	98.0	98.6	98.6	0	.6	.6	(^o)
Cancer therapy products		2834-119	06/81	(^o)	(^o)	131.2	(^o)	(^o)	(^o)	(^o)
Cardiovascular therapy		2834-121	06/81	107.7	111.1	111.6	.4	2.4	7.2	8.4
Antihypertensive drugs		2834-12119	06/81	104.3	111.6	112.6	.9	5.2	10.3	7.2
Vasodilators		2834-12129	06/81	(^o)	(^o)	111.6	(^o)	(^o)	(^o)	(^o)
Other cardiovasculars		2834-12191	06/81	109.5	109.5	109.5	0	0	2.4	8.9
CNS stimulants		2834-123	06/81	115.5	117.4	117.4	0	1.6	6.7	(^o)
Contraceptives (excluding devices, kits, implants, etc.)		2834-124	06/81	(^o)	(^o)	113.7	(^o)	(^o)	(^o)	(^o)
Cough and cold preparations		2834-125	06/81	112.5	112.3	113.8	1.3	1.6	13.1	(^o)
Dermatological preparations		2834-126	06/81	111.0	113.6	113.8	.1	-8	5.6	11.2
Fungicides		2834-12619	06/81	113.2	(^o)	118.3	(^o)	-1.3	3.6	(^o)
Antipruritics		2834-12641	06/81	108.3	108.3	108.3	0	(^o)	8.3	(^o)
Diuretics		2834-128	06/81	108.7	100.4	111.1	10.6	5.2	3.9	3.9
Hormones		2834-135	06/81	104.0	107.2	107.2	0	0	3.0	(^o)
Muscle relaxants		2834-139	06/81	(^o)	107.1	112.7	5.2	(^o)	(^o)	(^o)
Nutrients and supplements		2834-141	06/81	106.1	112.5	115.8	2.9	(^o)	9.1	9.1
Ophthalmic and otic preparations		2834-142	06/81	119.3	120.6	120.6	0	1.1	5.8	17.8
Psychotherapeutics		2834-144	06/81	115.7	116.7	116.7	0	.5	7.7	14.8
Sedatives		2834-145	06/81	(^o)	(^o)	116.4	(^o)	(^o)	(^o)	(^o)
Vitamins		2834-148	06/81	(^o)	(^o)	106.2	(^o)	(^o)	(^o)	(^o)
Multivitamins		2834-14819	06/81	(^o)	(^o)	108.8	(^o)	(^o)	(^o)	(^o)
Miscellaneous prescription pharmaceutical preparations		2834-198	06/81	113.1	115.7	117.4	1.5	3.4	3.7	13.8
Pharmaceutical preparations, non-prescription										
Analgesics, internal (except antiarthritics)		2834-201	06/81	111.3	112.5	113.4	.7	.9	2.9	12.8
Aspirin/aspirin-salicylate compounds		2834-20101	06/81	112.4	113.8	113.8	0	.1	3.6	13.8
Non-aspirin (including effervescent)		2834-20102	06/81	108.5	109.2	112.2	2.7	3.2	1.1	10.4
Antacids		2834-202	06/81	106.3	109.5	111.2	1.5	4.2	5.3	11.2
Liquids		2834-20201	06/81	107.1	110.2	111.5	1.1	4.0	4.0	(^o)
Other antacids		2834-20202	06/81	105.7	108.9	110.9	1.8	4.3	6.5	10.9
Antiseptics and antibacterials		2834-206	06/81	110.0	110.3	111.3	.9	(^o)	1.2	5.9
Cough and cold preparations		2834-208	06/81	109.7	113.1	113.9	.7	2.9	5.6	12.7
Cough syrups, elixirs, expectorants, drops, lozenges, gums, troches		2834-20819	06/81	104.4	110.1	(^o)	(^o)	(^o)	(^o)	(^o)
Cold tablets, capsules (including antihistamine cold preparations)		2834-20831	06/81	112.9	118.7	(^o)	(^o)	(^o)	(^o)	(^o)
Decongestants		2834-20849	06/81	112.0	112.0	112.1	0	.3	4.2	(^o)
Dermatologicals		2834-209	06/81	107.6	107.5	107.5	0	-1	2.7	7.5
Other dermatologicals		2834-20909	06/81	108.5	108.2	108.2	0	-3	-3	(^o)
External analgesics and counterirritants		2834-211	06/81	103.9	(^o)	102.7	(^o)	(^o)	.1	2.7
Hematinics		2834-214	06/81	(^o)	104.1	104.1	0	(^o)	(^o)	(^o)
Hemorrhoidal preparations		2834-215	06/81	107.2	107.2	107.2	0	0	4.4	(^o)
Laxatives		2834-216	06/81	100.6	102.9	105.2	2.2	2.2	(^o)	4.6
Vitamins		2834-221	06/81	103.3	107.4	104.8	-2.4	-2	3.2	4.5
Adult multivitamins		2834-22101	06/81	102.2	107.8	104.1	-3.4	.4	3.3	4.5
B-complex		2834-22102	06/81	103.6	101.4	101.4	0	-3.8	-2.0	-1.2

See footnotes at end of table.

Table 4. Producer price indexes for the net output of selected industries and their products—Continued

Industry and product ¹	Industry code	Product code	Index base	Index			Percent change to July 1982 from —			
				Mar. 1982 ²	June 1982 ²	July 1982 ²	June 1982	Apr. 1982	Jan. 1982	July 1981
Pharmaceutical preparations—Continued										
Other vitamins		2834-22109	06/81	106.3	107.8	107.8	0	-0.7	4.6	6.0
Miscellaneous non-prescription pharmaceutical preparations		2834-298	06/81	102.3	106.4	106.4	0	1.0	5.0	6.3
Pharmaceutical preparations, veterinary		2834-3	06/81	98.1	99.1	100.5	1.4	4.7	6.5	-2.3
Prescription		2834-301	06/81	95.1	97.5	(?)	(?)	(?)	(?)	(?)
Non-prescription		2834-302	06/81	105.2	102.7	102.7	0	-1.1	2.0	2.5
Other non-prescription		2834-30209	06/81	104.4	103.5	(?)	(?)	(?)	(?)	(?)
Miscellaneous receipts		2834-M	06/81	(?)	(?)	121.0	(?)	(?)	(?)	(?)
Resales		2834-Z89	06/81	(?)	(?)	121.0	(?)	(?)	(?)	(?)
Secondary products		2834-S	06/81	104.8	107.2	107.2	0	2.1	3.3	7.1
Biological products		2831-S	06/81	106.1	112.1	112.1	0	5.5	5.1	9.3
Other secondary products		2834-SSS	06/81	107.6	108.7	108.7	0	.7	2.8	9.3
Toilet preparations										
2844			03/80	125.2	123.9	123.6	-2	-2.5	2.2	9.1
Primary products		2844-P	03/80	125.3	125.7	127.1	1.1	1.4	3.2	12.1
Shaving preparations		2844-1	03/80	125.1	119.9	133.2	11.1	5.3	19.2	27.5
Shaving soaps and creams		2844-135	03/80	139.0	128.9	128.9	0	-7.2	-7.2	8.3
Aftershave preparations		2844-156	03/80	119.7	116.0	136.1	17.3	11.8	36.9	40.6
Perfume, toilet water, and cologne		2844-2	03/80	131.9	132.8	129.7	-2.3	-2.3	1.9	23.8
Perfume		2844-2A	03/80	125.0	125.0	113.2	-9.5	-9.5	-7.1	4.8
Liquid and solid perfume		2844-223	03/80	130.8	130.8	100.6	-23.1	-23.1	-18.0	-2.0
Cologne and toilet water		2844-232	03/80	134.9	136.1	136.9	.6	.6	5.7	32.6
Hair preparations		2844-3	03/80	121.8	119.2	119.6	.4	1.6	-1.5	3.4
Hair tonics and rinses		2844-3A	03/80	128.4	133.1	132.4	-5	4.7	1.2	14.7
Hair tonics		2844-321	03/80	124.2	126.8	126.1	-5	(?)	4.4	14.1
Hair dressings and sprays		2844-3B	03/80	133.6	147.8	135.7	-8.1	1.3	-4.1	5.9
Hair dressings		2844-341	03/80	124.8	127.6	125.0	-2.0	(?)	2.3	6.3
Hair sprays		2844-36A								
Aerosol hair sprays		2844-363	03/80	136.1	151.5	138.4	-8.6	1.4	-4.6	5.9
Shampoos		2844-31	03/80	114.6	109.5	109.6	0	-4.0	-3.9	-1.2
Synthetic organic detergent		2844-31A	03/80	114.4	108.2	108.2	0	-5.5	-5.5	-3.1
Liquid synthetic organic detergent		2844-316	03/80	111.8	105.5	105.5	0	-5.7	-5.7	-3.3
Soap shampoos		2844-313	03/80	118.9	118.1	118.1	0	1.3	1.8	6.0
Permanents - both home and commercial		2844-337	03/80	115.7	115.4	120.5	4.4	(?)	(?)	3.5
Hair coloring preparations		2844-351	03/80	(?)	(?)	105.2	(?)	(?)	(?)	(?)
Other hair preparations		2844-398	03/80	117.5	117.5	124.3	5.8	5.8	5.8	(?)
Other cosmetics and toilet preparations		2844-5	03/80	124.7	127.5	131.2	2.9	3.2	4.9	11.8
Creams and lotions		2844-51	03/80	120.5	124.9	125.4	.4	3.9	5.1	9.6
Creams		2844-51A	03/80	124.2	127.8	128.9	.9	3.5	3.5	9.9
Cleansing creams		2844-511	03/80	137.9	(?)	150.1	(?)	7.5	6.2	20.6
Foundation creams		2844-512	03/80	115.2	115.2	115.2	0	0	.8	6.5
Lubricating creams, including hormone creams		2844-513	03/80	132.7	140.7	140.7	0	(?)	6.0	6.0
Other creams		2844-514	03/80	113.7	113.7	113.7	0	0	.8	6.6
Lotions and oils		2844-51B	03/80	117.2	122.4	122.4	0	4.2	6.7	9.3
Suntan lotions and sunscreens, including oils		2844-515	03/80	107.6	107.6	107.6	0	0	0	1.3
Hand lotions		2844-518	03/80	118.4	129.5	129.5	0	(?)	14.7	19.0
Other lotions & oils, including petroleum jellies but excluding hair, aftershave & bath oils		2844-519	03/80	118.8	121.0	121.0	0	.3	1.9	6.3
Cosmetics		2844-52A	03/80	126.3	136.1	139.9	1.3	7.8	3.7	19.7
Lip preparations (lipstick, lip gloss, etc.)		2844-521	03/80	119.1	134.4	137.5	2.3	2.3	3.4	27.0
Blushers (rouges), excluding lip rouge		2844-522	03/80	111.7	119.3	119.3	0	1.7	6.9	8.1
Eye preparations (mascara, eye shadows, eye liners, eye creams, etc.)		2844-523	03/80	139.1	141.5	142.3	.6	18.7	2.9	15.5
Deodorants		2844-52B	03/80	139.7	137.3	137.7	.3	-1.8	3.9	7.8
Underarm deodorants		2844-52C								
Aerosol underarm deodorants		2844-527	03/80	140.6	131.6	131.6	0	-6.4	-1.7	6.7
Liquid, cream and roll-on deodorants		2844-528	03/80	118.5	123.4	124.3	.7	4.0	11.1	9.2
Manicure preparations		2844-53	03/80	120.7	117.0	124.8	6.7	7.7	6.6	2.9
Nail lacquers and enamels		2844-531	03/80	134.1	129.4	139.4	7.8	8.9	7.6	8.0
Powders		2844-54	03/80	121.8	122.1	124.4	1.9	2.1	2.3	8.8
Face powders		2844-543	03/80	122.9	(?)	132.1	(?)	7.5	7.5	17.6
Wet application powders, and other powders, including foot powders		2844-549	03/80	118.1	119.8	119.9	.1	1.5	2.3	8.2
Bath oils and salts		2844-56								
Bath oils and salts		2844-561	03/80	100.3	99.8	145.9	46.2	-8	24.0	41.6
Miscellaneous receipts		2844-M	03/80	116.2	99.8	86.9	-12.9	-32.4	-9.6	-16.9
Secondary products		2844-S	03/80	131.6	138.9	139.2	.2	3.4	6.4	13.7
Nitrogenous fertilizers										
2873			12/79	125.3	122.9	119.9	-2.5	-4.7	-4.4	-5.2
Primary products		2873-P	12/79	124.4	121.6	118.4	-2.7	-5.3	-5.0	-4.4
Synthetic ammonia, nitric acid and ammonium compounds		2873-1	12/79	125.7	124.3	121.5	-2.2	-4.0	-2.9	-1.4
Nitrate (100% NH ₄ NO ₃)		2873-1A	12/79	132.3	130.1	126.6	-2.7	-5.4	-4.1	-4.3
Nitrate for fertilizer use		2873-15A								
Solid nitrate		2873-152	12/79	137.3	(?)	127.2	(?)	-8.1	-7.0	-8.3
Nitrogen solutions and other ammonium compounds		2873-1B	12/79	114.7	117.4	115.1	-1.9	-1.1	1.0	2.7
Nitrogen solutions, including mixtures containing urea (100%N)		2873-155	12/79	113.9	117.2	(?)	(?)	(?)	(?)	(?)
Anhydrous and aqua ammonia		2873-13								
Anhydrous ammonia		2873-131	12/79	(?)	(?)	(?)	(?)	(?)	(?)	(?)
Urea		2873-2	12/79	119.4	111.1	105.8	-4.8	-11.1	-13.5	-16.3
Secondary products		2873-S	12/79	123.6	123.2	121.1	-1.6	-1.7	-2.0	-8.1
Phosphatic fertilizers		2874-S	12/79	104.6	104.3	97.9	-6.1	-6.4	-6.3	-7.1
Phosphatic fertilizers										
2874			12/79	117.1	115.3	114.9	-4	-7	-1.7	2.9
Primary products		2874-P	12/79	116.6	114.2	113.7	-4	-1.2	-2.6	3.1
Phosphoric acid		2874-1								
Wet process phosphoric acid		2874-151	12/79	133.9	130.2	129.8	-3	-4	-2.8	6.9

See footnotes at end of table.

Table 4. Producer price indexes for the net output of selected industries and their products—Continued

Industry and product ¹	Industry code	Product code	Index base	Index			Percent change to July 1982 from —			
				Mar. 1982 ²	June 1982 ²	July 1982 ²	June 1982	Apr. 1982	Jan. 1982	July 1981
Phosphatic fertilizers—Continued										
Superphosphate and other phosphatic fertilizer materials		2874-2	12/79	114.3	111.7	111.1	-0.5	-1.5	-3.3	2.8
Superphosphate		2874-2A	12/79	110.5	107.7	107.8	.1	.1	-2.5	4.2
Triple superphosphates (42% P ₂ O ₅ and above)		2874-241	12/79	110.5	107.4	107.9	.3	.3	-2.3	5.1
Ammonium phosphates and other phosphatic fertilizer materials		2874-2B	12/79	115.4	112.9	112.1	-7	-2.0	-3.5	2.3
Ammonium phosphates		2874-251	12/79	118.2	115.3	114.3	-8	-2.2	-3.9	2.6
Mixed fertilizers, produced from one or more materials made in the same plant		2874-3	12/79	113.9	113.3	113.3	0	-8	1.0	.7
Complete mixed fertilizer		2874-31	12/80	106.9	106.4	106.4	0	-7	1.3	2.2
Complete mixed fertilizer, dry form		2874-313	12/79	114.0	113.4	113.4	0	-8	1.4	2.5
Complete mixed fertilizer, dry form, other N-P-K		2874-31306	12/79	(⁹)	118.2	118.2	0	(⁹)	1.2	3.6
Secondary products		2874-S	12/79	123.6	130.2	129.7	-4	6.0	10.5	7.0
Fertilizers, mixing only	2875		12/79	122.6	122.8	122.7	-1	.1	1.5	1.2
Mixed fertilizers (made by plants which do not manufacture phosphatic fertilizer materials)		2875-P	12/79	122.6	122.6	122.7	.1	0	1.2	1.4
Complete mixed fertilizers (guarantees N, P ₂ O ₅ and K ₂ O)		2875-2A	12/79	121.1	121.1	121.1	.1	-1	1.1	1.4
Complete mixed fertilizer, dry form		2875-213	12/79	122.3	122.0	122.1	.1	-3	.6	1.0
Complete mixed fertilizer, dry form, 5-10-15 N-P-K		2875-21301	12/79	124.7	124.5	124.1	-3	-2	.8	4.8
Complete mixed fertilizer, dry form, 6-24-24 N-P-K		2875-21302	12/79	111.1	112.2	112.2	0	0	6.0	-2.9
Complete mixed fertilizer, dry form, 10-10-10 N-P-K		2875-21303	12/79	122.4	121.5	121.5	0	-2	3.2	1.5
Complete mixed fertilizer, dry form, 12-12-12 n-p-k		2875-21304	12/79	134.0	128.1	128.1	0	0	-4.4	3.4
Complete mixed fertilizer, dry form, miscellaneous N-P-K		2875-21306	12/79	122.2	122.0	122.0	.1	-3	.4	.9
Complete mixed fertilizers, liquid form		2875-227	12/79	127.7	130.7	130.7	0	2.4	6.9	6.5
Incomplete mixed fertilizers		2875-2B	12/80	110.8	111.3	111.3	0	.3	1.5	1.5
Incomplete mixed fertilizers, grades guaranteeing P ₂ O ₅ and K ₂ O only		2875-231	12/79	115.3	115.3	115.3	0	-1.0	6.2	.4
Miscellaneous receipts		2875-M	12/79	118.9	119.5	118.7	-6	.4	3.5	0
Resales		2875-289	12/79	119.1	119.6	118.8	-6	.4	3.7	.2
Secondary products		2875-S	12/79	139.4	140.0	140.0	0	0	.1	2.1
Agricultural chemicals, n.e.c.	2879		06/82	(⁹)	100.0	100.0	0	(⁹)	(⁹)	(⁹)
Primary products		2879-P	06/82	(⁹)	100.0	100.0	0	(⁹)	(⁹)	(⁹)
Insecticidal preparations primarily for agricultural, garden or health service use		2879-5	06/82	(⁹)	100.0	99.6	-4	(⁹)	(⁹)	(⁹)
Containing organic compounds		2879-525	06/82	(⁹)	100.0	99.6	-4	(⁹)	(⁹)	(⁹)
Carbamate preparations		2879-52531	06/82	(⁹)	(⁹)	(⁹)	(⁹)	(⁹)	(⁹)	(⁹)
Organo-phosphate preparations		2879-52541	06/82	(⁹)	(⁹)	(⁹)	(⁹)	(⁹)	(⁹)	(⁹)
Other organic preparations		2879-52579	06/82	(⁹)	100.0	96.6	-3.4	(⁹)	(⁹)	(⁹)
Herbicidal preparations primarily for agricultural, garden or health service use		2879-6	06/82	(⁹)	100.0	99.7	-3	(⁹)	(⁹)	(⁹)
Containing organic compounds		2879-625	06/82	(⁹)	100.0	99.7	-3	(⁹)	(⁹)	(⁹)
Triazine preparations		2879-62565	06/82	(⁹)	(⁹)	(⁹)	(⁹)	(⁹)	(⁹)	(⁹)
Other organic preparations		2879-62579	06/82	(⁹)	100.0	100.0	0	(⁹)	(⁹)	(⁹)
Fungicidal preparations primarily for agricultural, garden or health service use		2879-7	06/82	(⁹)	100.0	100.0	0	(⁹)	(⁹)	(⁹)
Containing organic compounds		2879-725	06/82	(⁹)	100.0	100.0	0	(⁹)	(⁹)	(⁹)
Miscellaneous organic compounds		2879-72579	06/82	(⁹)	100.0	100.0	0	(⁹)	(⁹)	(⁹)
Other pesticidal preparations primarily for agricultural, garden or health service use		2879-8	06/82	(⁹)	100.0	101.6	1.6	(⁹)	(⁹)	(⁹)
Except soil fumigants, defoliant, dessicants and rodenticides		2879-898	06/82	(⁹)	(⁹)	(⁹)	(⁹)	(⁹)	(⁹)	(⁹)
Household pesticidal preparations		2879-9	06/82	(⁹)	100.0	104.1	4.1	(⁹)	(⁹)	(⁹)
Miscellaneous household pesticidal preparations, including industrial exterminants		2879-998	06/82	(⁹)	100.0	100.9	.9	(⁹)	(⁹)	(⁹)
Secondary products		2879-S	06/82	(⁹)	100.0	100.0	0	(⁹)	(⁹)	(⁹)
Explosives	2892		12/80	113.3	113.0	112.6	-4	-1.2	1.1	.9
Primary products		2892-P	12/80	113.4	113.0	112.9	-1	-8	.6	.8
Explosives manufactured in privately owned and operated establishments		2892-1	A01	12/80	113.4	113.0	112.9	-1	-8	.6
High explosives		2892-11	A01	12/80	115.2	114.9	114.8	-1	-9	.6
Permissibles		2892-113	A01	12/80	107.4	103.5	101.5	-1.9	-13.0	(⁹)
ANFO, except slurry		2892-117	A01	12/80	118.9	120.4	119.3	-9	0	2.7
Water gel and slurries		2892-118	A01	12/80	126.4	125.5	125.6	.1	(⁹)	(⁹)
Blasting accessories		2892-16	A01	12/80	110.2	109.3	109.1	-2	-1.1	.3
Blasting caps		2892-167	A01	12/80	(⁹)	(⁹)	(⁹)	(⁹)	(⁹)	(⁹)
Other blasting accessories		2892-169	A01	12/80	(⁹)	(⁹)	(⁹)	(⁹)	(⁹)	(⁹)
Secondary products		2892-S	12/80	107.8	109.2	103.5	-5.2	-4.0	(⁹)	(⁹)
Paving mixtures and block	2951		06/81	99.8	98.3	98.2	-2	-1.2	-1.1	-1.1
Primary products		2951-P	06/81	99.7	98.0	97.8	-2	-1.2	-1.2	-1.6
Emulsified asphalt incl. liquid additives		2951-111	06/81	101.5	99.0	98.9	0	-2.6	-6	-9
Asphalt & tar paving mixtures & blocks		2951-113	06/81	99.0	97.2	96.9	-3	-9	-1.7	-2.1
Northern tier		2951-11311	06/81	(⁹)	100.2	100.0	-2	-3	(⁹)	.4
Central tier		2951-11312	06/81	97.6	(⁹)	93.5	(⁹)	-1.9	-4.3	-5.0
Southern tier		2951-11313	06/81	99.1	99.1	(⁹)	(⁹)	(⁹)	(⁹)	(⁹)
Miscellaneous receipts		2951-M	06/81	100.0	94.9	94.9	0	-1.9	-6.6	-4.2
Resales		2951-Z89	06/81	102.6	94.2	94.2	0	-3.1	-8.2	-4.4
Secondary products		2951-S	06/81	101.6	108.9	109.8	.8	.7	(⁹)	(⁹)
Lubricating oils and greases	2992		12/80	106.2	106.7	106.2	-5	-1	.1	.7
Primary products		2992-P	12/80	106.2	106.9	106.3	-5	0	.2	.7
Lubricating and similar oils		2992-1	12/80	106.2	106.8	106.2	-6	0	.2	.8
Automotive		2992-111	12/80	105.1	106.1	105.2	-9	-1	0	.4
Commercial		2992-1111	12/80	107.8	107.9	107.8	-1	-2	.1	.8
Commercial motor oil		2992-11111	12/80	107.7	107.9	107.7	-1	-4	.2	1.8

See footnotes at end of table.

Table 4. Producer price indexes for the net output of selected industries and their products—Continued

Industry and product ¹	Industry code	Product code	Index base	Index			Percent change to July 1982 from —			
				Mar. 1982 ²	June 1982 ²	July 1982 ²	June 1982	Apr. 1982	Jan. 1982	July 1981
Lubricating oils and greases—Continued										
Other commercial oil		2992-11112	12/80	107.8	(³)	107.8	(³)	0	0	0
Retail		2992-11112	12/80	102.3	104.3	102.4	-1.8	.1	0	0
Retail motor oil		2992-11121	12/80	107.5	111.1	107.6	-3.1	.1	-1	3.4
Other retail oil		2992-11122	12/80	(³)	(³)	(³)	(³)	(³)	(³)	(³)
Industrial		2992-121	12/80	108.6	108.6	108.9	.2	.2	.5	1.8
General industrial oil		2992-12111	12/80	109.6	109.6	110.1	.5	.5	.5	1.6
Industrial process oil		2992-12112	12/80	107.4	107.4	107.4	0	0	.8	2.0
Industrial metalworking oil		2992-12113	12/80	108.5	108.3	108.3	0	-2	-2	2.0
Lubricating greases		2992-2	12/80	106.6	107.1	106.6	-4	-4	.4	.3
Industrial grease		2992-232	12/80	108.0	108.8	108.1	-6	-6	.7	.5
Secondary products		2992-S	12/80	(³)	(³)	(³)	(³)	(³)	(³)	(³)
Tires and inner tubes										
Primary products	3011	3011-P	06/81	101.9	102.4	102.5	.1	.4	.7	4.0
Passenger car pneumatic tires		3011-1	06/81	101.2	101.8	101.9	.1	.4	.8	3.6
Radials		3011-112	06/81	101.4	101.5	102.0	.5	.9	.1	5.2
Highway standard service		3011-1121	06/81	103.5	103.0	104.2	1.2	1.1	2.3	10.6
13" Rim diameter. Original equipment or replacement		3011-11211	06/81	103.5	103.0	104.2	1.2	1.1	2.3	10.6
14" Rim diameter. Original equipment or replacement		3011-11212	06/81	105.2	105.4	105.4	0	.2	1.3	5.7
15" Rim diameter. Original equipment or replacement		3011-11213	06/81	101.8	102.7	103.5	.8	.4	1.5	6.2
Non-radials		3011-15	06/81	104.2	102.8	104.4	1.6	1.5	2.8	13.4
Bias-Ply		3011-151	06/81	98.9	99.8	99.3	-5	.7	-2.5	-.8
Highway standard service		3011-1511	06/81	98.7	99.9	99.1	-8	.4	-2.0	-1.0
14" Rim diameter. Original equipment or replacement		3011-15112	06/81	98.3	99.7	98.8	-9	.5	-2.7	-1.4
15" Rim diameter. Original equipment or replacement		3011-15113	06/81	100.5	102.5	102.5	0	1.9	1.3	2.5
Bias-belted		3011-152	06/81	98.0	98.0	94.9	-3.1	-3.1	-6.1	(³)
Truck/bus tires, including off highway		3011-2	06/81	99.2	99.6	99.6	0	1.1	-3.2	(³)
Non-radials		3011-215	06/81	99.6	101.4	101.1	-3	0	2.8	1.1
Light highway truck. Original equipment or replacement		3011-21511	06/81	99.4	101.2	100.9	-3	-2	2.6	.9
Medium/heavy highway truck. Original equipment or replacement		3011-21521	06/81	103.4	104.0	104.0	0	.5	1.1	4.0
Other pneumatic and all solid tires		3011-3	06/81	(³)	97.3	96.6	-7	-1.3	5.0	(³)
Tractor/implement tires		3011-314	06/81	102.9	103.3	102.5	-7	-1.1	.2	2.1
Rear tractor. Original equipment or replacement		3011-31421	06/81	101.2	101.9	100.7	-1.2	-8	-7	.7
Industrial and highway - solid		3011-333	06/81	98.3	98.0	95.0	-3.1	-2.2	-5.5	-5.0
Other solid and semi-pneumatic, incl. hand lawnmower, baby carriage, tricycle, etc.		3011-342	06/81	109.8	(³)	(³)	(³)	(³)	(³)	(³)
Tread rubber, tire sundries, and repair materials		3011-5	06/81	(³)	(³)	105.5	(³)	(³)	(³)	(³)
Tread rubber		3011-511	06/81	103.0	103.0	102.5	-4	-4	.1	1.8
Other tire sundries and repair materials, n.e.c.		3011-539	06/81	103.1	103.1	102.5	-6	-6	-2	1.3
Secondary products		3011-S	06/81	102.7	102.7	102.7	0	0	1.1	3.2
Secondary products		3011-S	06/81	104.6	104.8	104.7	-1	.1	.1	4.4
Rubber and plastics footwear										
Primary products	3021	3021-P	12/80	103.7	102.6	102.6	0	-1.1	.5	1.1
Footwear of all rubber or all plastics		3021-1	12/80	104.1	104.2	104.2	0	.1	1.7	2.5
Boots		3021-121	12/80	110.2	109.9	109.9	0	-2	4.7	5.3
Lumberman and pacs		3021-131	12/80	106.5	106.5	106.5	0	0	3.9	3.9
Footwear with rubber or plastic sole vulcanized or molded to fabric uppers		3021-2	12/80	114.5	114.0	(³)	(³)	(³)	(³)	(³)
Men's footwear		3021-201	12/80	102.4	102.7	102.7	0	.3	.9	1.7
Youths' and boys' footwear		3021-203	12/80	101.6	102.3	102.3	0	.7	2.9	2.3
Women's and misses' footwear		3021-205	12/80	(³)	(³)	(³)	(³)	(³)	(³)	(³)
Secondary products		3021-S	12/80	102.8	103.0	103.0	0	.2	-.8	.9
Secondary products		3021-S	12/80	102.3	96.7	96.7	0	-5.5	-4.0	-3.9
Rubber and plastics hose and belting										
Primary products	3041	3041-P	12/81	102.4	103.3	104.3	.9	1.5	9.4	(³)
Rubber and plastics belts and belting, flat		3041-1	12/81	103.0	104.1	105.3	1.1	1.8	11.7	(³)
Light weight conveyor and elevator		3041-103	12/81	103.5	100.9	100.4	-5	-3.2	-3.4	(³)
Heavy duty conveyor and elevator		3041-105	12/81	103.3	103.3	103.3	0	.1	.4	(³)
Rubber hose, mandrel made, and all hydraulic		3041-3	12/81	102.5	98.6	97.8	-8	-4.8	-5.5	(³)
Textile, nonhydraulic		3041-314	12/81	104.1	104.9	106.0	1.1	2.7	5.9	(³)
Wire, hydraulic		3041-316	12/81	(³)	(³)	100.0	(³)	(³)	(³)	(³)
Rubber hose, long length nonhydraulic, except garden		3041-4	12/81	107.1	108.4	110.4	1.8	4.6	10.1	(³)
Textile		3041-451	12/81	101.2	102.3	103.6	1.3	1.3	5.1	(³)
All other rubber and plastics hose		3041-6	12/81	101.5	103.0	104.7	1.7	1.7	6.7	(³)
All other rubber and plastics hose		3041-6	12/81	101.5	104.2	104.5	.2	3.2	4.5	(³)
Wrapped reinforced		3041-63	12/81	102.7	113.4	113.4	0	10.7	13.4	(³)
Machine		3041-639	12/81	106.9	133.6	(³)	(³)	(³)	(³)	(³)
Braided or loomed, helical reinforced		3041-663	12/81	100.0	100.0	100.0	0	0	0	(³)
All other rubber hose		3041-674	12/81	102.0	99.6	100.6	1.0	-6	.7	(³)
All other plastics hose		3041-68	12/81	100.0	100.0	100.0	0	0	0	(³)
Nonhydraulic		3041-684	12/81	(³)	(³)	100.0	(³)	(³)	(³)	(³)
Secondary products		3041-S	12/81	(³)	(³)	100.0	(³)	(³)	(³)	(³)
Secondary products		3041-S	12/81	100.0	100.0	100.0	0	0	0	(³)
Leather tanning and finishing										
Primary products	3111	3111-P	06/81	98.1	97.5	97.8	.4	0	-2.2	-2.6
Finished cattle hide and kip side leather		3111-1	06/81	97.8	96.6	96.9	.3	-7	-2.8	-3.1
Grains, except offal and wetting leather		3111-1A	06/81	97.7	97.1	97.5	.5	.1	-2.5	-3.1
Bag, case, and strap leather		3111-134	06/81	99.0	98.8	99.5	.7	.5	-1.5	-1.7
Upper leather, including patent		3111-137	06/81	95.9	(³)	102.0	(³)	(³)	4.6	(³)
Dress and casual shoe, including all patent		3111-13711	06/81	96.9	96.0	97.1	1.1	.3	-2.5	-3.1
Other upper leather		3111-13712	06/81	96.4	95.2	96.6	1.5	(³)	-2.4	-3.5
Garment leather		3111-142	06/81	99.8	100.2	99.6	-6	-1.3	-3.3	-.8
Other grains		3111-147	06/81	99.7	100.9	100.9	0	-1.0	-2.2	-3.9
Finished splits		3111-1C	06/81	(³)	(³)	(³)	(³)	(³)	(³)	(³)
Finished sheep and lamb leather		3111-3	06/81	85.3	81.6	79.4	-2.7	-5.3	-13.0	-16.7
Secondary products		3111-3	06/81	100.8	102.3	102.3	0	2.5	.6	.9

See footnotes at end of table.

Table 4. Producer price indexes for the net output of selected industries and their products—Continued

Industry and product ¹	Industry code	Product code	Index base	Index			Percent change to July 1982 from —			
				Mar. 1982 ²	June 1982 ²	July 1982 ²	June 1982	Apr. 1982	Jan. 1982	July 1981
Leather tanning and finishing—Continued										
Garment leather		3111-331	06/81	101.0	(³)	100.8	(³)	(³)	-1.4	(³)
Rough, crust, and wet blue not finished in the same establishment		3111-5	06/81	76.1	57.8	55.7	-3.7	-28.6	-24.8	-33.3
Wet blue cattle hide splits		3111-512	06/81	71.7	49.4	46.9	-5.1	-36.8	(³)	(³)
Rough, crust and other wet blue		3111-513	06/81	97.4	97.7	97.5	-2	(³)	-3	-1.7
Receipts for contract tanning done for others on their materials		3111-9	06/81	102.7	101.9	101.9	0	-6	-2.3	1.6
Men's footwear										
Primary products	3143	3143-P	12/80	106.9	107.9	105.7	-2.0	-1.9	-8	.5
Men's leather upper footwear		3143-1	12/80	106.5	107.7	105.2	-2.3	-2.1	-1.0	.4
Men's leather upper dress and casual shoes		3143-111	12/80	107.0	108.1	105.4	-2.6	-2.3	-1.2	.2
Men's leather upper boots		3143-112	12/80	104.0	106.0	101.1	-4.6	-4.4	-3.6	-2.4
Men's leather upper work shoes or boots		3143-113	12/80	113.1	112.2	112.0	-2	.5	-5	.2
Men's leather upper other footwear		3143-114	12/80	109.7	110.4	110.5	.1	.2	3.3	5.7
Men's plastic upper footwear		3143-2	12/80	109.2	107.0	107.0	0	0	-1.4	2.4
Men's plastic upper dress and casual shoes		3143-216	12/80	101.8	103.5	103.5	0	0	1.6	2.1
Secondary products		3143-S	12/80	101.4	103.5	103.5	0	0	2.1	2.7
				107.3	106.8	107.0	.2	-5	.1	1.0
Women's footwear										
Primary products	3144	3144-P	12/80	96.9	99.1	99.6	.5	.3	3.7	-1.2
Women's leather upper footwear		3144-1	12/80	95.9	98.3	98.8	.5	.3	3.8	-1.7
Women's leather upper dress shoes		3144-111	12/80	96.2	97.2	98.1	.9	-4	3.9	-9
Women's leather upper casual shoes		3144-112	12/80	102.0	99.9	100.3	.4	-2.4	-1.4	5.3
Women's leather upper sandals		3144-113	12/80	96.9	96.5	98.4	1.9	-9	5.6	-3.9
Women's leather upper boots		3144-114	12/80	(³)	99.0	(³)	(³)	(³)	(³)	(³)
Women's leather upper other footwear		3144-115	12/80	90.3	91.3	91.3	0	0	1.1	(³)
Women's plastic upper footwear		3144-2	12/80	109.6	109.6	110.4	.7	.7	1.3	4.5
Women's plastic upper dress shoes		3144-216	12/80	94.7	98.6	98.6	0	.2	4.5	-4.2
Women's plastic upper casual shoes		3144-217	12/80	(³)	104.1	(³)	(³)	(³)	(³)	(³)
Women's plastic upper sandals		3144-218	12/80	99.4	103.7	103.7	0	(³)	5.0	(³)
Women's other upper footwear		3144-3	12/80	59.5	(³)	(³)	(³)	(³)	(³)	(³)
Secondary products		3144-S	12/80	109.1	109.4	110.3	.7	1.1	2.6	(³)
Footwear, except rubber, n.e.c.										
Primary products	3149	3149-P	12/79	108.3	108.8	108.8	0	.5	.7	2.3
Youths' and boys' footwear		3149-1	12/79	108.0	108.6	108.6	0	.2	.8	2.7
Youths' and boys' leather upper footwear		3149-112	12/79	109.7	112.8	112.8	0	.7	2.8	3.6
Misses' footwear		3149-2	12/79	111.0	112.1	112.1	0	1.0	1.0	2.0
Misses' leather upper footwear		3149-215	12/79	97.6	97.6	97.6	0	0	.1	-3
Children's footwear		3149-3	12/79	101.7	101.7	101.7	0	0	0	-1.1
Children's leather upper footwear		3149-318	12/79	108.8	109.2	109.2	0	.2	.6	3.8
Children's nonleather upper footwear		3149-319	12/79	110.1	110.4	110.4	0	.3	.5	5.0
Infants' and babies' footwear		3149-4	12/79	(³)	106.4	106.4	0	0	(³)	(³)
Infants' and babies' leather upper footwear		3149-421	12/79	112.5	112.9	112.9	0	.4	.5	2.0
Infants' and babies' nonleather upper footwear		3149-422	12/79	112.3	112.8	112.8	0	.5	.6	1.2
Athletic footwear, except rubber		3149-5	05/80	112.7	112.7	112.7	0	0	0	(³)
Athletic footwear designed for sports		3149-524	12/79	108.0	108.0	108.0	0	0	0	3.7
All other athletic footwear, except rubber		3149-525	12/79	122.2	(³)	122.2	(³)	(³)	1.0	6.2
All other footwear, except rubber, n.e.c.		3149-6	12/79	(³)	(³)	(³)	(³)	(³)	(³)	(³)
Secondary products		3149-S	12/79	107.0	107.3	107.3	0	.2	1.4	2.9
Men's footwear		3149-S	12/79	109.6	109.4	109.6	.1	1.5	0	1.0
Women's footwear		3144-S	12/80	(³)	102.1	102.1	0	.6	(³)	(³)
Other secondary products		3149-SSS	12/79	103.5	105.6	105.6	0	2.0	2.0	3.2
				117.0	119.0	120.2	1.0	(³)	(³)	3.2
Women's and children's handbags and purses										
Primary products	3171	3171-P	06/82	(³)	100.0	100.1	.1	(³)	(³)	(³)
Women's and children's handbags and purses		3171-5	06/82	(³)	100.0	100.1	.1	(³)	(³)	(³)
All or chiefly leather		3171-511	06/82	(³)	100.0	100.2	.2	(³)	(³)	(³)
All or chiefly plastic		3171-551	06/82	(³)	100.0	100.0	0	(³)	(³)	(³)
Other materials, except precious metals		3171-571	06/82	(³)	100.0	100.4	.4	(³)	(³)	(³)
Personal leather goods, except women's handbags and purses										
Primary products	3172	3172-P	06/82	(³)	100.0	100.8	.8	(³)	(³)	(³)
Personal leather goods, except women's handbags and purses		3172-5	06/82	(³)	100.0	100.9	.9	(³)	(³)	(³)
Billfolds, wallets, French purses and clutches		3172-5A	06/82	(³)	100.0	101.3	1.3	(³)	(³)	(³)
Billfolds, wallets, French purses and clutches, leather		3172-511	06/82	(³)	100.0	101.1	1.1	(³)	(³)	(³)
Billfolds and wallets		3172-51111	06/82	(³)	100.0	103.2	3.2	(³)	(³)	(³)
Travel kits		3172-531	06/82	(³)	(³)	(³)	(³)	(³)	(³)	(³)
Other personal goods, except leather		3172-597	06/82	(³)	(³)	(³)	(³)	(³)	(³)	(³)
Flat glass										
Primary products	3211	3211-P	12/80	106.7	106.7	112.9	5.8	5.8	5.8	4.3
Other flat glass, made from glass produced in the same establishment		3211-4	12/80	106.7	106.7	112.6	5.5	5.5	5.5	4.0
Tempered glass for automobile, architectural, construction and other uses, e.g. appliances		3211-425	12/80	105.9	105.9	115.8	9.3	9.3	9.3	9.6
Other flat glass		3211-498	12/80	104.6	104.6	116.4	11.2	11.2	11.2	(³)
Sheet(window), plate and float glass		3211-5	12/80	115.6	115.6	(³)	(³)	(³)	(³)	(³)
.085 inch through .107 inch		3211-512	12/80	106.5	106.5	106.5	0	0	0	-2.9
.108 inch through .134 inch		3211-513	12/80	106.6	106.6	106.6	0	0	0	-4.4
.135 inch through .199 inch		3211-514	12/80	99.2	99.2	99.2	0	0	0	(³)
.200 inch through .244 inch		3211-515	12/80	110.6	110.6	110.6	0	0	(³)	(³)
				108.5	108.5	108.5	0	0	(³)	(³)
Glass containers										
Primary products	3221	3221-P	06/82	(³)	100.0	100.0	0	(³)	(³)	(³)
Glass containers for domestic consumption		3221-1	06/82	(³)	100.0	100.0	0	(³)	(³)	(³)

see footnotes at end of table.

Table 4. Producer price indexes for the net output of selected industries and their products—Continued

Industry and product ¹	Industry code	Product code	Index base	Index			Percent change to July 1982 from —			
				Mar. 1982 ²	June 1982 ²	July 1982 ²	June 1982	Apr. 1982	Jan. 1982	July 1981
Glass containers—Continued										
Narrow neck containers		3221-11	06/82	(?)	100.0	99.9	-0.1	(?)	(?)	(?)
Food		3221-111	06/82	(?)	100.0	100.0	0	(?)	(?)	(?)
Medicinal and health		3221-112	06/82	(?)	100.0	100.0	0	(?)	(?)	(?)
Toiletries and cosmetics		3221-114	06/82	(?)	100.0	100.0	0	(?)	(?)	(?)
Non-alcoholic beverage		3221-115	06/82	(?)	100.0	99.8	-2	(?)	(?)	(?)
Non-refillable		3221-1155	06/82	(?)	100.0	99.8	-2	(?)	(?)	(?)
10 to 11.9 oz		3221-11552	06/82	(?)	100.0	100.0	0	(?)	(?)	(?)
16 to 16.9 oz		3221-11554	06/82	(?)	100.0	99.6	-4	(?)	(?)	(?)
17 to 33.9 oz		3221-11555	06/82	(?)	100.0	100.0	0	(?)	(?)	(?)
Beer		3221-116	06/82	(?)	100.0	100.0	0	(?)	(?)	(?)
Non-refillable		3221-1166	06/82	(?)	100.0	100.0	0	(?)	(?)	(?)
Under 11 oz		3221-11661	06/82	(?)	100.0	100.0	0	(?)	(?)	(?)
12 to 15.9 oz		3221-11663	06/82	(?)	100.0	100.0	0	(?)	(?)	(?)
Liquor		3221-117	06/82	(?)	100.0	100.0	0	(?)	(?)	(?)
Wine		3221-119	06/82	(?)	100.0	100.0	0	(?)	(?)	(?)
Wide mouth containers		3221-13								
Food		3221-131	06/82	(?)	100.0	100.2	.2	(?)	(?)	(?)
Hydraulic cement										
Primary products	3241	3241-P	06/82	(?)	100.0	99.8	-2	(?)	(?)	(?)
Portland cement		3241-1	06/82	(?)	100.0	99.7	-3	(?)	(?)	(?)
Normal portland cement, ASTM Type I		3241-111	06/82	(?)	100.0	99.6	-4	(?)	(?)	(?)
Northeast region		3241-1111								
Middle Atlantic division		3241-11112	06/82	(?)	100.0	95.8	-4.2	(?)	(?)	(?)
North Central region		3241-1112	06/82	(?)	100.0	100.0	0	(?)	(?)	(?)
East North Central division		3241-11121	06/82	(?)	(?)	(?)	(?)	(?)	(?)	(?)
West North Central division		3241-11122	06/82	(?)	100.0	100.0	0	(?)	(?)	(?)
South region		3241-1113	06/82	(?)	100.0	100.7	.7	(?)	(?)	(?)
South Atlantic division		3241-11131	06/82	(?)	100.0	100.0	0	(?)	(?)	(?)
West South Central division		3241-11133	06/82	(?)	(?)	(?)	(?)	(?)	(?)	(?)
West region		3241-1114	06/82	(?)	100.0	100.0	0	(?)	(?)	(?)
Pacific division		3241-11142	06/82	(?)	100.0	100.0	0	(?)	(?)	(?)
Moderate heat of hydration (moderate sulfate resistance), ASTM Type II		3241-112	06/82	(?)	100.0	100.0	0	(?)	(?)	(?)
Northeast region		3241-1121	06/82	(?)	100.0	100.6	.6	(?)	(?)	(?)
Middle Atlantic division		3241-11212	06/82	(?)	100.0	100.9	.9	(?)	(?)	(?)
West region		3241-1124	06/82	(?)	100.0	99.7	-.3	(?)	(?)	(?)
Pacific division		3241-11242	06/82	(?)	100.0	99.6	-.4	(?)	(?)	(?)
High early strength, ASTM Type III		3241-113	06/82	(?)	100.0	100.0	0	(?)	(?)	(?)
Other portland cements		3241-117	06/82	(?)	(?)	(?)	(?)	(?)	(?)	(?)
Concrete block and brick										
Primary products	3271	3271-P	06/81	101.9	102.1	102.2	0	0.3	0.8	2.2
Concrete block and brick		3271-1	06/81	101.9	102.2	102.2	0	.3	.5	2.3
Structural block, aggregate		3271-11	06/81	101.1	101.3	101.3	0	.3	.4	1.7
Lightweight units made with concrete weighing less than 105 lb. per cu. ft. (dry weight)		3271-111	06/81	101.5	101.7	101.7	0	.2	0	2.3
Stretcher units, aggregate		3271-1111	06/81	102.0	102.2	102.2	0	.2	0	2.2
Stretcher units: 8"x8"x16"		3271-11111	06/81	101.2	(?)	(?)	(?)	(?)	(?)	(?)
Stretcher units, other sizes n.e.c.		3271-11112	06/81	102.2	(?)	102.4	(?)	.3	.3	2.4
Other lightweight units, any size, n.e.c.		3271-1112	06/81	98.8	98.8	98.8	0	0	-.2	2.8
Medium weight units made with concrete weighing > 105 lb. but < 125 lb. per cu. ft. (dry weight)		3271-115								
Stretcher units, aggregate		3271-1151	06/81	100.0	100.0	100.0	0	.5	0	0
Stretcher units, 8"x8"x16"		3271-11511	06/81	100.0	100.0	100.0	0	2.5	0	0
Normal weight units made with concrete weighing at least 125 lb. per cu. ft. (dry weight)		3271-117	06/81	100.9	101.3	101.3	0	.3	1.4	1.3
Stretcher units, aggregate		3271-1171	06/81	101.0	101.5	101.5	0	.3	1.4	1.5
Stretcher units, 8"x8"x16"		3271-11711	06/81	100.9	100.9	100.9	0	0	(?)	.9
Stretcher units, other sizes n.e.c.		3271-11712	06/81	101.1	101.6	101.6	0	.4	1.2	1.6
Other normal weight units, any size, n.e.c.		3271-1172	06/81	100.0	100.3	100.3	0	.3	1.0	.3
Decorative block (such as screen block, split block, slump block, shadow block, etc.)		3271-121	06/81	102.3	102.8	102.8	0	.5	.1	2.8
Concrete brick		3271-151	06/81	119.5	119.5	119.5	0	0	2.0	13.8
Paving blocks		3271-161	06/81	(?)	(?)	103.5	(?)	(?)	(?)	(?)
Miscellaneous receipts		3271-M	06/81	101.8	101.7	101.7	0	.1	1.2	1.5
Resales		3271-Z89	06/81	101.5	101.2	101.2	0	.1	1.1	1.0
Secondary products		3271-S	06/81	102.5	103.0	103.7	.6	(?)	3.5	3.7
Concrete products										
Primary products	3272	3272-P	12/79	113.2	113.7	113.4	-2	-.3	.3	1.1
Concrete pipe		3272-1	12/79	113.1	113.4	113.5	-.1	-.2	.6	1.5
Culvert and storm sewer pipe		3272-16	12/79	109.1	109.6	109.3	-.3	-.6	.5	1.2
Reinforced		3272-161	12/79	111.6	112.7	111.9	-.6	-1.2	1.2	2.0
Nonreinforced		3272-162	12/79	109.6	109.6	(?)	(?)	(?)	(?)	(?)
Sanitary sewer pipe		3272-17	12/80	101.4	101.4	101.4	0	0	0	1.4
Reinforced		3272-171	12/79	108.1	108.1	108.1	0	0	0	1.6
Precast concrete products		3272-2	12/79	116.1	116.1	117.1	.9	.9	.9	2.4
Burial vaults and boxes		3272-234	12/79	119.8	119.8	119.8	0	0	0	2.1
Concrete silo staves		3272-241	12/79	131.8	131.8	131.5	-.2	(?)	-.2	(?)
Concrete septic tanks		3272-261	12/79	(?)	(?)	(?)	(?)	(?)	(?)	(?)
Other precast concrete products		3272-261	12/79	111.2	111.2	113.6	2.2	(?)	2.2	2.4
Prestressed concrete products, excluding pipe		3272-3	12/79	114.5	114.8	114.5	-.2	-1.2	0	.5
Prestressed concrete tees and channels		3272-311	12/79	118.2	119.9	119.9	0	0	1.4	(?)
Prestressed concrete bridge beams		3272-325	12/79	117.4	(?)	(?)	(?)	(?)	(?)	(?)

See footnotes at end of table.

Table 4. Producer price indexes for the net output of selected industries and their products—Continued

Industry and product ¹	Industry code	Product code	Index base	Index			Percent change to July 1982 from —			
				Mar. 1982 ²	June 1982 ²	July 1982 ²	June 1982	Apr. 1982	Jan. 1982	July 1981
Concrete products—Continued										
Miscellaneous receipts		3272-M	12/79	112.2	114.8	109.4	-4.7	-2.5	-2.6	-5.1
Contract work and other miscellaneous receipts		3272-XY9	12/79	126.4	126.4	126.4	0	0	0	0
Resales		3272-Z89	12/79	106.2	109.9	102.1	-7.0	-3.7	-3.9	-7.7
Secondary products		3272-S	12/79	115.3	115.3	115.3	0	(³)	0	3.2
Ready mixed concrete	3273									
Primary products		3273-P	06/81	100.2	100.9	101.2	.2	.7	1.1	1.6
Ready mixed concrete		3273-111	06/81	100.3	100.9	101.1	.2	.5	1.1	1.5
Miscellaneous receipts		3273-M	06/81	97.5	100.0	101.0	1.0	3.8	1.3	1.5
Other miscellaneous receipts and contract work		3273-XY9	06/81	100.4	100.2	103.9	3.7	4.2	3.3	4.1
Resales		3273-Z89	06/81	96.4	99.9	99.9	0	3.7	.5	.5
Secondary products		3273-S	06/81	101.9	101.9	102.0	.1	-3	1.1	2.5
Gypsum products	3275									
Primary products		3275-P	06/81	99.8	98.2	98.3	.1	-2.2	2.2	-2.0
Regular gypsumboard, common sizes		3275-2	06/81	100.5	99.0	99.1	.1	-2.1	2.5	-.8
1/2 inch		3275-225	06/81	99.7	98.5	98.3	-2	-3.3	2.1	-1.6
Other gypsum products		3275-3	06/81	99.5	98.4	98.1	-2	-3.3	2.3	-1.5
Type X gypsumboard		3275-315	06/81	101.6	98.7	98.5	-2	-4	1.9	-1.2
Other gypsum products, n.e.c.(incl. sheathing, coreboard, and other sizes of reg. gypsumboard)		3275-335	06/81	100.6	95.8	95.8	0	-1.2	.6	-3.8
Abrasive products	3291									
Primary products		3291-P	12/80	113.2	114.3	114.3	0	1.3	4.4	7.2
Nonmetallic synthetic sized grain and flour abrasives		3291-1	12/80	113.4	113.9	113.9	0	.7	4.2	7.5
Aluminum oxide		3291-119	12/80	108.0	108.0	108.0	0	.6	2.0	6.2
Nonmetallic bonded abrasive products, including diamond abrasives		3291-2	12/80	108.4	108.4	108.4	0	1.8	2.3	4.1
Synthetic and natural bonded abrasives, all grinding shapes, resinoid and shellac bond		3291-2A	12/80	116.5	116.7	116.7	0	.9	1.1	8.5
Reinforced		3291-237	12/80	117.1	117.4	117.4	0	1.2	1.5	8.4
Nonreinforced		3291-242	12/80	118.5	118.9	118.9	0	1.8	2.2	9.8
Synthetic and natural bonded abrasives, all grinding shapes, rubber and other bond		3291-2B	12/80	116.1	116.2	116.2	0	.8	1.0	7.4
Rubber bond		3291-244	12/80	116.7	117.5	117.5	0	1.2	1.2	10.2
Other bond		3291-265	12/80	117.4	118.1	118.1	0	1.1	1.1	10.4
Diamond and cubic boron nitride wheel		3291-2C	12/80	109.0	112.0	112.0	0	2.7	2.7	8.7
Metal bond		3291-262	12/80	105.2	105.2	105.2	0	-1.3	-1.4	3.1
Other bond		3291-264	12/80	107.0	107.0	107.0	0	1.1	1.1	4.0
Synthetic and natural bonded abrasives, all grinding shapes, vitrified bond		3291-231	12/80	103.4	103.4	103.3	0	-3.8	-3.9	2.1
Other synthetic & natural nonmetallic abrasives & abrasive products, except coated abrasives		3291-298	12/80	121.6	121.8	121.8	0	1.4	1.6	11.7
Nonmetallic coated abrasive products and buffing wheels, polishing wheels and laps		3291-3	12/80	109.6	110.2	110.2	0	.5	.5	.8
Cloth belts, any abrasive		3291-3D	12/80	115.3	116.3	116.3	0	.8	8.8	8.9
Glue bond		3291-312	12/80	114.9	117.7	117.7	0	2.4	8.8	8.8
Resin and waterproof bond		3291-316	12/80	(³)	(³)	112.8	(³)	(³)	4.6	(³)
Other cloth shapes, any abrasive		3291-3E	12/80	115.4	118.2	118.2	0	2.5	9.2	9.2
Glue bond		3291-314	12/80	115.3	115.9	115.9	0	.2	8.9	9.0
Resin and waterproof bond		3291-318	12/80	119.8	(³)	119.8	(³)	0	11.3	11.3
Glue bond		3291-324	12/80	112.3	(³)	113.3	(³)	.4	7.3	(³)
Other, incl. paper-cloth comb., vulcanized fiber/cloth comb., vulcanized fibers, etc.		3291-339	12/80	121.3	(³)	121.3	(³)	0	11.9	(³)
Buffing and polishing wheels and laps, any material, containing no abrasives		3291-371	12/80	115.2	115.2	115.2	0	0	10.5	(³)
Metal abrasives, including scouring pads		3291-4	12/80	112.1	112.1	112.1	0	0	3.1	5.0
Metal soap pads, scouring pads, and other metal abrasives		3291-459	12/80	110.5	111.5	111.3	-2	-1	1.7	2.3
Miscellaneous receipts		3291-M	12/80	114.4	115.9	115.9	0	0	3.1	7.3
Resales		3291-Z89	12/80	(³)	(³)	(³)	(³)	(³)	(³)	(³)
Secondary products		3291-S	12/80	(³)	117.0	117.0	0	(³)	6.0	6.0
Mineral wool	3296									
Primary products		3296-P	12/81	105.1	102.6	104.6	2.0	-.7	4.3	(³)
Mineral wool for structural insulation		3296-1	12/81	105.7	102.8	105.1	2.2	-.7	4.8	(³)
Loose fiber and granulated fiber		3296-111	12/81	104.7	100.5	103.6	3.2	-1.3	3.7	(³)
Building batts, blankets, and rolls		3296-135	12/81	(³)	(³)	102.4	(³)	(³)	(³)	(³)
R-11.0 to R-18.9		3296-13535	12/81	107.2	100.3	104.8	4.5	-2.2	4.8	(³)
Other mineral wool for thermal insulation, including insulating board		3296-198	12/81	(³)	(³)	(³)	(³)	(³)	(³)	(³)
Mineral wool for industrial, equipment, and appliance insulation		3296-2	12/81	107.5	107.3	107.9	.5	.2	6.8	(³)
Molded insulation (such as special automotive, appliance, and aerospace items)		3296-245	12/81	100.0	100.0	100.0	.0	0	0	(³)
Pipe insulation		3296-261	12/81	(³)	(³)	103.2	(³)	(³)	3.2	(³)
Other mineral wool for insulation		3296-298	12/81	(³)	(³)	104.4	(³)	(³)	(³)	(³)
Blast furnaces and steel mills	3312									
Primary products		3312-P	06/82	(³)	100.0	99.8	-.2	(³)	(³)	(³)
Open die or smith forgings (hammer or press), ferrous		3312-B	06/82	(³)	100.0	99.8	-.2	(³)	(³)	(³)
Alloy steel, excluding stainless and hi-temp		3312-B63	06/82	(³)	100.0	99.9	-.1	(³)	(³)	(³)
Other steel mill products, except wire products		3312-C	06/82	(³)	100.0	99.9	-.1	(³)	(³)	(³)
Wheels, rolled and forged		3312-C19	06/82	(³)	100.0	100.0	0	(³)	(³)	(³)
Coke oven and blast furnace products		3312-1	06/82	(³)	100.0	100.5	.5	(³)	(³)	(³)
Coke oven products		3312-1A	06/82	(³)	100.0	100.7	.7	(³)	(³)	(³)
Coke, except screenings and breeze		3312-111	06/82	(³)	100.0	101.0	1.0	(³)	(³)	(³)

See footnotes at end of table.

Table 4. Producer price indexes for the net output of selected industries and their products—Continued

Industry and product ¹	Industry code	Product code	Index base	Index			Percent change to July 1982 from —			
				Mar. 1982 ²	June 1982 ²	July 1982 ²	June 1982	Apr. 1982	Jan. 1982	July 1981
Blast furnaces and steel mills—Continued										
Furnace coke		3312-11111	06/82	(9)	100.0	101.2	1.2	(9)	(9)	(9)
Foundry coke		3312-11112	06/82	(9)	100.0	100.8	.8	(9)	(9)	(9)
Crude tar		3312-151	06/82	(9)	100.0	100.0	0	(9)	(9)	(9)
Blast furnace products		3312-1B	06/82	(9)	100.0	100.0	0	(9)	(9)	(9)
Pig iron		3312-191	06/82	(9)	100.0	100.0	0	(9)	(9)	(9)
Steel ingots and semifinished shapes and forms		3312-2	06/82	(9)	100.0	100.0	0	(9)	(9)	(9)
Semifinished products (excluding wire rods), carbon		3312-213								
Billets, carbon		3312-21311	06/82	(9)	100.0	100.0	0	(9)	(9)	(9)
Wire rods, carbon		3312-219	06/82	(9)	100.0	100.0	0	(9)	(9)	(9)
Semifinished products (excluding wire rods), alloy		3312-236	06/82	(9)	100.0	100.0	0	(9)	(9)	(9)
Billets, alloy		3312-23611	06/82	(9)	100.0	100.0	0	(9)	(9)	(9)
Semifinished products (excluding wire rods), stainless		3312-256	06/82	(9)	100.0	100.0	0	(9)	(9)	(9)
Wire rods, stainless		3312-259	06/82	(9)	100.0	100.0	0	(9)	(9)	(9)
Tin mill products, h.r. sheets and strip (incl. metallic coated and electrical)										
Sheets, h.r., carbon		3312-3	06/82	(9)	100.0	99.8	-.2	(9)	(9)	(9)
Sheets and strip, hot dipped galvanized, carbon		3312-311	06/82	(9)	100.0	99.6	-.4	(9)	(9)	(9)
Sheets and strip, electrolytic galvanized, carbon		3312-313	06/82	(9)	100.0	100.0	0	(9)	(9)	(9)
Other metallic coated sheets and strip, carbon		3312-315	06/82	(9)	100.0	100.0	0	(9)	(9)	(9)
Strip, h.r., carbon		3312-317	06/82	(9)	100.0	100.0	0	(9)	(9)	(9)
Blackplate		3312-319	06/82	(9)	100.0	99.9	-.1	(9)	(9)	(9)
Tinplate		3312-324	06/82	(9)	100.0	100.0	0	(9)	(9)	(9)
Tin free steel		3312-326	06/82	(9)	100.0	100.0	0	(9)	(9)	(9)
Sheets, h.r., alloy		3312-328	06/82	(9)	100.0	100.0	0	(9)	(9)	(9)
Sheets and strip, electrical, alloy		3312-331	06/82	(9)	100.0	100.0	0	(9)	(9)	(9)
Hot rolled bars, plates and structural shapes		3312-335	06/82	(9)	100.0	100.0	0	(9)	(9)	(9)
Plates (other than floor plates), carbon		3312-4	06/82	(9)	100.0	99.4	-.6	(9)	(9)	(9)
Heavy structural shapes, carbon		3312-413	06/82	(9)	100.0	100.0	0	(9)	(9)	(9)
Bars, h.r., carbon		3312-41511	06/82	(9)	100.0	96.7	-3.3	(9)	(9)	(9)
Bars, h.r., carbon, merchant quality		3312-422	06/82	(9)	100.0	99.9	-.1	(9)	(9)	(9)
Bars, h.r., carbon, special quality		3312-42211	06/82	(9)	100.0	99.8	-.2	(9)	(9)	(9)
Bars, light structurals, carbon		3312-42212	06/82	(9)	100.0	100.0	0	(9)	(9)	(9)
Concrete reinforcing bars, carbon		3312-424	06/82	(9)	100.0	99.0	-1.0	(9)	(9)	(9)
Plates, alloy		3312-425	06/82	(9)	100.0	99.2	-.8	(9)	(9)	(9)
Heavy structural shapes, alloy		3312-431	06/82	(9)	100.0	100.0	0	(9)	(9)	(9)
Bars, h.r. (incl. light structurals), alloy		3312-435	06/82	(9)	100.0	100.0	0	(9)	(9)	(9)
Tool steel, high speed, alloy		3312-441	06/82	(9)	100.0	100.0	0	(9)	(9)	(9)
Tool steel, other than high speed, alloy		3312-448	06/82	(9)	100.0	100.6	.6	(9)	(9)	(9)
Plates, stainless		3312-449	06/82	(9)	100.0	100.0	0	(9)	(9)	(9)
Bars, h.r., stainless		3312-453	06/82	(9)	100.0	99.7	-.3	(9)	(9)	(9)
Steel wire		3312-461	06/82	(9)	100.0	100.0	0	(9)	(9)	(9)
Carbon wire		3312-5	06/82	(9)	100.0	100.0	0	(9)	(9)	(9)
Plain wire, carbon		3312-5A	06/82	(9)	100.0	100.0	0	(9)	(9)	(9)
Galvanized wire, carbon		3312-511	06/82	(9)	100.0	100.0	0	(9)	(9)	(9)
Stainless wire		3312-515	06/82	(9)	100.0	100.0	0	(9)	(9)	(9)
Steel pipe and tubes		3312-551	06/82	(9)	(9)	(9)	(9)	(9)	(9)	(9)
Pipe and oil country tubular goods, carbon		3312-6	06/82	(9)	100.0	100.0	0	(9)	(9)	(9)
Standard pipe, carbon		3312-6A	06/82	(9)	100.0	100.0	0	(9)	(9)	(9)
Line pipe, carbon		3312-611	06/82	(9)	100.0	100.0	0	(9)	(9)	(9)
Oil country tubular goods, carbon		3312-612	06/82	(9)	100.0	100.0	0	(9)	(9)	(9)
Casing (OCTG), carbon		3312-619	06/82	(9)	100.0	100.0	0	(9)	(9)	(9)
Pipe and tubing, alloy		3312-61911	06/82	(9)	100.0	100.0	0	(9)	(9)	(9)
Oil country tubular goods, alloy		3312-6E	06/82	(9)	100.0	100.0	0	(9)	(9)	(9)
Casing (OCTG), alloy		3312-633	06/82	(9)	100.0	100.0	0	(9)	(9)	(9)
Cold rolled sheets and strip (excl. metallic coated and electrical)		3312-63311	06/82	(9)	100.0	100.0	0	(9)	(9)	(9)
Sheets, c.r., carbon		3312-7	06/82	(9)	100.0	99.8	-.2	(9)	(9)	(9)
Strip, c.r., carbon		3312-711	06/82	(9)	100.0	99.8	-.2	(9)	(9)	(9)
Sheets, c.r., stainless		3312-715	06/82	(9)	100.0	100.0	0	(9)	(9)	(9)
Cold finished bars		3312-751	06/82	(9)	100.0	100.0	0	(9)	(9)	(9)
Bars, c.f., stainless		3312-8	06/82	(9)	100.0	101.7	1.7	(9)	(9)	(9)
Bars, c.f., stainless, 300 series		3312-851	06/82	(9)	100.0	99.7	-.3	(9)	(9)	(9)
Secondary products		3312-85111	06/82	(9)	100.0	99.6	-.4	(9)	(9)	(9)
Other secondary products		3312-S	06/82	(9)	100.0	99.5	-.5	(9)	(9)	(9)
Steel wire products		3312-SSS	06/82	(9)	(9)	(9)	(9)	(9)	(9)	(9)
Steel wire and related products - mfpm	3315	3315-S	06/82	(9)	100.0	98.7	-1.3	(9)	(9)	(9)
Primary products		3315-P	06/82	(9)	100.0	98.6	-1.4	(9)	(9)	(9)
Noninsulated ferrous wire rope, cable and strand		3315-1	06/82	(9)	100.0	98.4	-1.6	(9)	(9)	(9)
Wire rope and cable		3315-111	06/82	(9)	100.0	100.4	.4	(9)	(9)	(9)
Steel nails and spikes		3315-2	06/82	(9)	100.0	100.4	.4	(9)	(9)	(9)
Steel wire nails		3315-2A	06/82	(9)	100.0	100.0	0	(9)	(9)	(9)
Bright nails		3315-211	06/82	(9)	100.0	100.0	0	(9)	(9)	(9)
Galvanized nails		3315-213	06/82	(9)	(9)	(9)	(9)	(9)	(9)	(9)
Wire staples and tacks, cut nails and spikes		3315-2B	06/82	(9)	100.0	100.0	0	(9)	(9)	(9)
Steel wire staples		3315-223	06/82	(9)	100.0	100.0	0	(9)	(9)	(9)
Carbon wire		3315-5	06/82	(9)	100.0	99.4	-.6	(9)	(9)	(9)
Plain wire, carbon		3315-5A	06/82	(9)	100.0	99.5	-.5	(9)	(9)	(9)
Galvanized wire, carbon		3315-511	06/82	(9)	100.0	100.1	.1	(9)	(9)	(9)
Other coated wire, carbon		3315-515	06/82	(9)	100.0	97.7	-2.3	(9)	(9)	(9)
Stainless wire		3315-519	06/82	(9)	100.0	99.0	-1.0	(9)	(9)	(9)
Other fabricated ferrous wire products		3315-551	06/82	(9)	100.0	98.8	-1.2	(9)	(9)	(9)
Other wire products		3315-9	06/82	(9)	100.0	94.3	-5.7	(9)	(9)	(9)
Secondary products		3315-998	06/82	(9)	100.0	100.0	0	(9)	(9)	(9)
Secondary products		3315-S	06/82	(9)	100.0	100.0	0	(9)	(9)	(9)

See footnotes at end of table.

Table 4. Producer price indexes for the net output of selected industries and their products—Continued

Industry and product ¹	Industry code	Product code	Index base	Index			Percent change to July 1982 from —			
				Mar. 1982 ²	June 1982 ²	July 1982 ²	June 1982	Apr. 1982	Jan. 1982	July 1981
Cold finishing of steel shapes - mfpn	3316		06/82	(?)	100.0	99.9	-0.1	(?)	(?)	(?)
Primary products		3316-P	06/82	(?)	100.0	99.9	-1	(?)	(?)	(?)
Cold rolled sheets and strip		3316-7	06/82	(?)	100.0	99.6	-4	(?)	(?)	(?)
Strip, c.r., carbon		3316-715	06/82	(?)	100.0	100.0	0	(?)	(?)	(?)
Cold finished bars		3316-8	06/82	(?)	100.0	100.3	.3	(?)	(?)	(?)
Bars, c.f., carbon		3316-811	06/82	(?)	100.0	99.8	-2	(?)	(?)	(?)
Bars, c.f., alloy		3316-831	06/82	(?)	100.0	100.3	.3	(?)	(?)	(?)
Secondary products		3316-S	06/82	(?)	100.0	100.0	0	(?)	(?)	(?)
Steel pipe and tubes - mfpn	3317		06/82	(?)	100.0	99.5	-5	(?)	(?)	(?)
Primary products		3317-P	06/82	(?)	100.0	99.5	-5	(?)	(?)	(?)
Steel pipe and tubes		3317-6	06/82	(?)	100.0	99.5	-5	(?)	(?)	(?)
Pipe and oil country tubular goods, carbon		3317-6A	06/82	(?)	100.0	97.8	-2.2	(?)	(?)	(?)
Standard pipe, carbon		3317-611	06/82	(?)	100.0	99.3	-7	(?)	(?)	(?)
Line pipe, carbon		3317-612	06/82	(?)	100.0	100.0	0	(?)	(?)	(?)
Oil country tubular goods, carbon		3317-619	06/82	(?)	100.0	94.6	-5.4	(?)	(?)	(?)
Casing (OCTG), carbon		3317-61911	06/82	(?)	100.0	94.2	-5.8	(?)	(?)	(?)
Tubing (OCTG), carbon		3317-61912	06/82	(?)	100.0	96.5	-3.5	(?)	(?)	(?)
Pressure tubing, carbon		3317-6B	06/82	(?)	100.0	97.9	-2.1	(?)	(?)	(?)
Pressure tubing, seamless, carbon		3317-621	06/82	(?)	100.0	96.6	-3.4	(?)	(?)	(?)
Pressure tubing, welded, carbon		3317-622	06/82	(?)	100.0	99.2	-8	(?)	(?)	(?)
Mechanical tubing, carbon		3317-6C	06/82	(?)	100.0	99.8	-2	(?)	(?)	(?)
Mechanical tubing, seamless, carbon		3317-623	06/82	(?)	100.0	100.0	0	(?)	(?)	(?)
Mechanical tubing, welded, carbon		3317-624	06/82	(?)	100.0	99.8	-2	(?)	(?)	(?)
Structural pipe and tubing, carbon		3317-627	06/82	(?)	100.0	100.0	0	(?)	(?)	(?)
Pipe and tubing, alloy		3317-6E	06/82	(?)	100.0	100.0	0	(?)	(?)	(?)
Oil country tubular goods, alloy		3317-633	06/82	(?)	100.0	100.0	0	(?)	(?)	(?)
Casing (OCTG), alloy		3317-63311	06/82	(?)	100.0	100.0	0	(?)	(?)	(?)
Tubing (OCTG), alloy		3317-63312	06/82	(?)	100.0	100.0	0	(?)	(?)	(?)
Mechanical tubing, alloy		3317-645	06/82	(?)	100.0	100.0	0	(?)	(?)	(?)
Pressure tubing, stainless		3317-6F	06/82	(?)	100.0	100.0	0	(?)	(?)	(?)
Pressure tubing, welded, stainless		3317-662	06/82	(?)	100.0	100.0	0	(?)	(?)	(?)
Other pipe and tubing (incl. standard pipe), stainless		3317-669	06/82	(?)	100.0	104.9	4.9	(?)	(?)	(?)
Secondary products		3317-S	06/82	(?)	100.0	100.5	.5	(?)	(?)	(?)
Gray iron foundries	3321		12/80	107.2	107.2	107.1	-.1	0.3	1.1	4.2
Primary products		3321-P	12/80	107.2	107.1	107.0	-.1	.2	.9	4.1
Pressure and soil pipe and fittings, cast iron		3321-1	12/80	101.4	101.8	102.0	.3	.6	.8	2.0
Pressure pipe and fittings, ductile iron		3321-111	12/80	101.7	102.0	102.1	.1	.4	-.1	1.3
Pressure pipe and fittings, gray iron		3321-121	12/80	101.1	101.7	102.9	1.2	1.8	1.8	4.3
Soil pipe and fittings, gray and ductile iron		3321-131	12/80	(?)	101.1	(?)	(?)	(?)	(?)	(?)
Motor vehicle castings, gray and ductile iron		3321-3	12/80	106.1	106.0	105.5	-.4	.4	.2	4.2
Castings for passenger cars, gray iron		3321-311	12/80	102.9	102.7	102.2	-.5	1.0	.5	1.7
Castings for other motor vehicles, gray iron		3321-312	12/80	112.4	112.6	112.3	-.2	-.1	.1	9.0
Castings for passenger cars, ductile iron		3321-321	12/80	111.9	112.0	111.2	-.7	-.7	-.9	8.7
Castings for other motor vehicles, ductile iron		3321-322	12/80	(?)	(?)	(?)	(?)	(?)	(?)	(?)
Gray and ductile iron castings, other		3321-9	12/80	110.4	110.3	110.4	.1	-.2	1.8	4.7
Castings for construction and utility uses, gray and ductile iron		3321-951	12/80	109.2	109.3	109.3	0	.1	1.6	4.9
Molds and stools for heavy steel ingots		3321-961	12/80	112.8	107.3	107.3	0	-4.9	-4.4	0
Ductile iron castings, other		3321-971	12/80	106.2	109.7	110.8	1.0	3.7	5.6	5.1
Gray iron castings, other		3321-981	12/80	111.2	111.4	111.4	0	0	2.5	5.7
Secondary products		3321-S	12/80	104.3	106.6	107.2	.6	2.9	2.6	4.5
Malleable iron foundries	3322		06/81	104.6	103.7	104.3	.6	1.1	2.0	4.1
Primary products		3322-P	06/81	104.9	103.7	104.4	.7	1.0	1.8	4.1
Standard malleable iron castings		3322-131	06/81	106.1	104.4	105.5	1.1	1.5	2.8	5.1
Pearlitic malleable iron castings		3322-221	06/81	102.1	(?)	102.0	(?)	(?)	-.3	(?)
Steel investment foundries	3324		06/81	106.7	109.1	111.5	2.2	4.4	5.1	11.5
Primary products		3324-P	06/81	106.6	109.0	111.6	2.4	4.8	5.3	11.6
Carbon and low alloy steel investment castings		3324-163	06/81	109.4	(?)	108.9	(?)	-.6	.3	8.2
High alloy steel investment castings, including stainless steel		3324-165	06/81	106.0	(?)	(?)	(?)	(?)	(?)	(?)
Steel foundries, n.e.c.	3325		06/81	103.6	103.4	103.8	.3	.3	1.2	3.6
Primary products		3325-P	06/81	103.9	104.5	104.9	.4	.5	1.8	4.1
Carbon steel castings, except investment		3325-2	06/81	103.6	103.9	103.9	0	-.2	.8	2.9
Railroad wheels and specialties		3325-214	06/81	98.2	97.6	97.6	-.1	-.4	-4.0	-3.3
All other carbon steel castings		3325-219	06/81	106.6	107.4	107.4	0	-.1	3.5	6.4
High alloy steel castings, including stainless steel		3325-4	06/81	102.2	103.0	103.0	0	.3	1.5	2.4
All other high alloy steel castings, including stainless steel		3325-431	06/81	102.8	103.9	103.9	0	.4	2.0	(?)
Low alloy steel castings		3325-5								
All other low alloy steel castings		3325-559	06/81	106.3	107.1	107.1	0	.8	2.8	6.4
Secondary products		3325-S	06/81	101.1	95.6	(?)	(?)	(?)	(?)	(?)
Primary smelting and refining of nonferrous metals	333		12/80	92.0	87.6	86.9	-.8	-3.8	-7.4	-11.8
Primary copper	3331		06/80	82.5	78.5	77.1	-1.8	-4.3	-9.7	-14.1
Primary products		3331-P	06/80	82.3	79.1	76.3	-3.5	-6.8	-11.0	-16.5
Refined copper		3331-2	06/80	82.3	79.1	76.3	-3.5	-6.8	-11.0	-16.5
Copper cathode		3331-21311	06/80	83.1	80.2	77.1	-4.0	(?)	-10.5	-15.3
Secondary products		3331-S	06/80	87.8	87.3	88.2	1.3	-.1	-10.9	-16.6
Other secondary products		3331-SSS	06/80	72.2	(?)	67.1	(?)	-8.9	-8.9	-20.1

See footnotes at end of table.

Table 4. Producer price indexes for the net output of selected industries and their products—Continued

Industry and product ¹	Industry code	Product code	Index base	Index			Percent change to July 1982 from —			
				Mar. 1982 ²	June 1982 ²	July 1982 ²	June 1982	Apr. 1982	Jan. 1982	July 1981
Primary zinc	3333		06/80	108.7	96.7	99.2	2.6	-2.6	-13.7	-20.6
Primary products		3333-P	06/80	108.7	96.7	99.2	2.6	-2.6	-13.7	-20.6
Primary aluminum	3334		06/80	110.4	106.2	105.2	-9	-3.4	-5.7	-8.5
Primary products		3334-P	06/80	110.3	106.9	105.9	-1.0	-3.0	-5.1	-7.7
Primary aluminum, except extrusion billet		3334-7	06/80	110.8	107.8	106.9	-9	-2.7	-4.5	-7.2
Aluminum ingot, unalloyed		3334-71111	06/80	110.9	106.9	106.7	-1	-3.0	-4.3	-8.1
Aluminum ingot, alloyed		3334-71112	06/80	111.7	108.9	107.0	-1.7	(?)	-4.5	-8.0
Other primary aluminum, except extrusion billet		3334-71113	06/80	109.2	107.6	(?)	(?)	(?)	(?)	(?)
Aluminum extrusion billet		3334-8	06/80	106.9	101.1	99.5	-1.6	-4.9	-8.4	-10.6
Primary nonferrous metals, n.e.c.	3339		06/80	110.1	104.1	103.8	-3	-5.9	-6.4	-10.2
Primary products		3339-P	06/80	119.2	112.1	113.3	1.0	-4.9	-5.2	-7.7
Secondary nonferrous metals	3341		06/80	79.1	73.9	74.6	1.0	-4.2	-9.0	-16.3
Primary products		3341-P	06/80	76.5	71.3	72.1	1.2	-4.5	-9.7	-17.8
Copper		3341-2	06/80	85.2	77.7	77.5	-3	-6.6	-10.5	-18.1
Copper, alloyed		3341-231	06/80	86.1	81.9	80.7	-1.5	-3.3	-7.6	-16.3
Brass ingot, alloyed		3341-23111	06/80	85.0	(?)	(?)	(?)	(?)	(?)	(?)
Bronze ingot, alloyed		3341-23112	06/80	88.1	84.1	(?)	(?)	(?)	(?)	(?)
Lead		3341-3	06/80	82.9	80.4	80.4	0	-5	-5.2	-14.0
Lead, unalloyed		3341-311	06/80	(?)	(?)	(?)	(?)	(?)	(?)	(?)
Antimonial lead		3341-321	06/80	(?)	(?)	(?)	(?)	(?)	(?)	(?)
Babbitt metal		3341-333	06/80	86.0	77.5	(?)	(?)	(?)	(?)	(?)
Soldier		3341-351	06/80	(?)	(?)	(?)	(?)	(?)	(?)	(?)
Zinc		3341-4	06/80	117.9	105.7	107.5	1.7	-1.4	-11.9	-14.4
Zinc dust		3341-405	06/80	130.3	125.1	(?)	(?)	(?)	(?)	(?)
Zinc base alloys		3341-411	06/80	113.8	99.5	(?)	(?)	(?)	(?)	(?)
Precious metals		3341-5	06/80	52.3	47.1	51.8	9.9	-7.6	-15.7	-18.7
Gold, unalloyed		3341-511	06/80	54.6	52.9	56.4	6.6	-4.1	-12.4	-15.6
Silver, unalloyed		3341-531	06/80	45.0	34.4	40.7	18.3	-14.5	-22.4	-25.2
Other nonferrous metals		3341-6	06/80	90.8	84.7	83.6	-1.3	-4.5	-9.7	-10.1
Aluminum, except extrusion billet		3341-7	06/80	78.9	74.0	73.6	-6	-4.6	-8.6	-20.7
Aluminum ingot		3341-71111	06/80	76.0	71.5	(?)	(?)	(?)	(?)	(?)
Aluminum, other types except extrusion billet		3341-71112	06/80	89.8	83.7	83.6	-1	-6.2	-8.2	-17.0
Miscellaneous receipts		3341-M	06/80	100.9	94.1	93.5	-6	-4.6	-5.8	-8.9
Contract toll work		3341-Y85	06/80	104.7	104.7	104.7	0	0	1.6	4.3
Resales		3341-Z89	06/80	83.2	(?)	(?)	(?)	(?)	(?)	(?)
Secondary products		3341-S	06/80	91.4	86.9	88.4	1.8	.3	-8.7	-12.1
Rolling, drawing and extruding of copper	3351		12/80	89.0	85.2	84.9	-3	-3.7	-7.6	-9.6
Primary products		3351-P	12/80	91.9	88.0	87.9	-1	-3.5	-7.0	-8.8
Copper and copper base alloy wire		3351-1	12/80	95.2	93.6	92.9	-8	-2.5	-3.9	-3.9
Unalloyed		3351-111	12/80	90.0	88.7	86.8	-2.2	-3.6	-1.3	-7.6
Bare		3351-11112	12/80	87.9	87.0	85.1	-2.2	-5.1	-3.9	-8.9
Alloyed		3351-131								
Bare		3351-13114	12/80	95.9	94.3	(?)	(?)	(?)	(?)	(?)
Copper and copper-base alloy rod, bar and shapes		3351-3	12/80	90.5	85.7	85.4	-4	-4.0	-9.8	-12.7
Unalloyed copper bars, shapes and non-electric rod		3351-311								
Rod		3351-31115	12/80	87.7	82.8	82.1	-9	-5.7	-10.3	-12.6
Copper-base alloy rod, bar and shapes		3351-332	12/80	91.9	86.7	87.1	.4	-2.5	-10.4	-13.9
Rod		3351-33218	12/80	88.9	82.5	83.4	1.1	-3.4	-13.5	-18.2
Copper and copper-base alloy sheet, strip and plate		3351-4	12/80	100.4	97.2	96.9	-3	-3.0	-4.3	-4.3
Unalloyed copper flat products		3351-413	12/80	97.7	95.1	94.5	-6	-2.8	-2.7	-3.4
Strip		3351-41322	12/80	(?)	(?)	(?)	(?)	(?)	(?)	(?)
Sheet		3351-41323	12/80	90.0	88.9	86.9	-2.2	-3.8	(?)	(?)
Copper-base alloy flat products		3351-435	12/80	101.3	97.9	97.7	-2	-3.0	-4.9	-4.6
Strip		3351-43526	12/80	101.9	98.9	98.0	-9	-3.4	-5.0	-4.8
Copper and copper-base alloy pipe and tube		3351-5	12/80	84.7	80.8	81.3	.7	-3.7	-6.3	-9.0
Unalloyed pipe and tube, plumbing		3351-516								
Tube		3351-51631	12/80	76.1	72.2	73.2	1.4	-3.3	-7.9	-13.5
Unalloyed, other pipe and tube		3351-518								
Tube		3351-51833	12/80	85.2	80.1	80.0	0	-6.3	-7.0	-7.3
Copper-base alloy, other pipe and tube		3351-538								
Tube		3351-53839	12/80	102.3	99.8	99.9	.1	-2.0	-3.2	-2.5
Secondary products		3351-S	12/80	76.0	72.3	71.4	-1.3	-5.0	-10.9	-13.9
Aluminum sheet, plate, foil and welded tube products	3353		06/81	102.9	101.1	101.2	.1	-1.1	-2.0	.5
Primary products		3353-P	06/81	103.7	102.7	102.7	0	-8	-1.0	1.7
Aluminum plate		3353-1								
Heat-treatable		3353-113	06/81	103.7	103.0	103.0	0	0	-1.5	(?)
Aluminum sheet		3353-2	06/81	103.5	102.4	102.3	0	-9	-1.1	1.5
Flat, heat-treatable		3353-223	06/81	98.7	97.6	97.6	0	0	-1.5	(?)
Flat, nonheat-treatable, bare		3353-224	06/81	108.8	108.8	108.8	0	0	0	8.8
Coiled, nonheat-treatable, bare		3353-231	06/81	102.8	101.2	101.1	0	-1.3	-1.9	.8
Coiled, nonheat-treatable, bare, siding		3353-23111	06/81	101.9	99.5	99.5	0	-9	-3.8	-1.0
Coiled, nonheat-treatable, bare, finstock		3353-23112	06/81	107.9	104.2	104.2	0	(?)	(?)	(?)
Coiled, nonheat-treatable, bare, all others		3353-23115	06/81	104.0	102.3	102.1	-2	-1.6	-1.1	2.0
Coiled, nonheat-treatable, precoated		3353-233	06/81	106.5	106.3	106.3	0	-5	1.9	4.5
Aluminum foil		3353-3	06/81	105.3	105.3	105.2	-1	-1	-1	4.1
Aluminum welded tube		3353-4	06/81	100.0	100.0	100.0	0	0	0	(?)
Secondary products		3353-S	06/81	96.0	87.3	88.2	1.0	-4.3	-11.0	(?)
Aluminum extruded products	3354		12/81	99.6	99.4	99.1	-3	-2	-7	(?)

See footnotes at end of table.

Table 4. Producer price indexes for the net output of selected industries and their products—Continued

Industry and product ¹	Industry code	Product code	Index base	Index			Percent change to July 1982 from —			
				Mar. 1982 ²	June 1982 ²	July 1982 ²	June 1982	Apr. 1982	Jan. 1982	July 1981
Aluminum extruded products—Continued										
Primary products		3354-P	12/81	99.6	99.3	99.0	-0.4	-0.3	-0.8	(³)
Extruded aluminum rod, bar and other extruded shapes except tube		3354-1	12/81	99.1	98.8	98.4	-.4	-.3	-.9	(³)
Extruded rod and bar with alloys other than 2000 and 7000 series		3354-115	12/81	99.5	98.9	98.4	-.5	-.5	-1.3	(³)
Rod		3354-11511	12/81	99.5	99.0	98.8	-.2	-.2	-1.2	(³)
Bar		3354-11512	12/81	99.4	98.9	98.0	-.8	-.8	-1.4	(³)
Extruded rod and bar with alloys within 2000 and 7000 series		3354-118	12/81	100.0	100.0	100.0	0	0	0	(³)
Other extruded shapes except tube, with alloys other than 2000 and 7000 series		3354-125	12/81	98.6	98.4	98.0	-.4	-.1	-.9	(³)
Other extruded shapes, circle size 1 to, not including, 2		3354-12501	12/81	99.2	99.1	98.0	-1.1	2.0	-2.2	(³)
Other extruded shapes, circle size 2 to, not including, 3		3354-12502	12/81	99.9	100.4	100.3	-.1	-.1	.4	(³)
Other extruded shapes, circle size 3 to, not including, 4		3354-12503	12/81	99.0	98.4	97.7	-.7	-.9	-2.0	(³)
Other extruded shapes, circle size 4 to, not including, 5		3354-12504	12/81	(³)	(³)	99.6	(³)	(³)	(³)	(³)
Other extruded shapes, circle size 5 to, not including, 6		3354-12505	12/81	(³)	(³)	100.0	(³)	(³)	(³)	(³)
Other extruded shapes, circle size 6 to, not including, 10		3354-12506	12/81	98.8	98.0	98.0	0	-.2	-1.6	(³)
Extruded pipe		3354-12511	12/81	100.0	100.0	98.6	-1.4	-1.4	-1.4	(³)
Aluminum extruded and drawn tube		3354-2	12/81	101.8	101.7	101.6	-.1	-.3	-.2	(³)
Extruded tube		3354-251	12/81	100.0	99.9	99.7	-.1	-.5	-.3	(³)
Drawn tube		3354-253	12/81	104.9	104.9	104.9	0	0	0	(³)
Secondary products		3354-S	12/81	(³)	(³)	100.0	(³)	(³)	(³)	(³)
Aluminum rolling and drawing, n.e.c.										
Primary products	3355	3355-P	06/81	105.7	105.2	104.7	-.4	1.1	-.9	4.7
Aluminum and aluminum-base alloy wire and cable		3355-1	06/81	95.2	89.1	90.0	.9	-2.8	-7.7	-8.8
Rolling, drawing and extruding nonferrous metals, except copper and aluminum										
Primary Products	3356	3356-P	06/82	(³)	100.0	100.8	.8	(³)	(³)	(³)
Titanium mill shapes		3356-2	06/82	(³)	100.0	99.4	-.6	(³)	(³)	(³)
Other titanium mill shapes, except wire		3356-279	06/82	(³)	100.0	99.1	-.9	(³)	(³)	(³)
Precious metal mill shapes		3356-3	06/82	(³)	100.0	101.4	1.4	(³)	(³)	(³)
Gold mill shapes		3356-382	06/82	(³)	100.0	100.1	-.1	(³)	(³)	(³)
Other gold mill shapes, except wire		3356-38213	06/82	(³)	100.0	100.3	.3	(³)	(³)	(³)
Other nonferrous metal mill shapes		3356-9	06/82	(³)	100.0	101.5	1.5	(³)	(³)	(³)
Other lead mill shapes, except powder and wire		3356-959	06/82	(³)	100.0	99.2	-.8	(³)	(³)	(³)
Other nonferrous metal wire		3356-992	06/82	(³)	100.0	100.0	0	(³)	(³)	(³)
Other nonferrous metal mill shapes		3356-998	06/82	(³)	100.0	102.9	2.9	(³)	(³)	(³)
Secondary products		3356-S	06/82	(³)	100.0	101.7	1.7	(³)	(³)	(³)
Metal cans										
Primary products	3411	3411-P	06/81	102.9	104.8	104.5	-.2	-.3	2.5	4.3
Steel cans		3411-1	06/81	103.9	106.0	105.8	-.2	.4	3.4	5.4
Steel cans, food		3411-1B	06/81	103.7	104.7	104.7	0	.1	1.6	4.2
Fruit and fruit juices can		3411-117	06/81	106.7	108.1	108.1	0	.1	2.6	7.2
Vegetables and vegetable juices can		3411-119	06/81	109.8	109.8	109.8	0	.1	1.5	9.3
Lard and shortening can		3411-127	06/81	105.2	(³)	(³)	(³)	(³)	(³)	(³)
Can, other foods (including soups)		3411-131	06/81	105.0	(³)	(³)	(³)	(³)	(³)	(³)
Steel cans, general packaging (incl. pet food)		3411-131C	06/81	107.6	108.1	108.1	0	.1	.6	7.9
Paint and varnish can		3411-137	06/81	100.8	102.4	102.5	-.1	.1	1.6	2.4
Aerosol can		3411-137	06/81	107.5	108.3	108.3	-.1	-.1	.5	7.8
Can, other non-foods		3411-139	06/81	96.7	(³)	(³)	(³)	(³)	(³)	(³)
Aluminum cans		3411-141	06/81	100.6	102.9	103.3	.4	2.2	2.9	3.0
Aluminum cans, beverage		3411-2	06/81	105.5	107.0	105.9	-1.1	-.2	6.2	5.9
Beer can		3411-2A	06/81	106.0	107.7	106.5	-1.2	-.2	6.8	6.5
Metal can components (steel and aluminum)		3411-213	06/81	105.6	107.5	106.0	-1.4	(³)	6.2	6.0
Miscellaneous receipts		3411-3	06/81	102.2	111.7	111.8	0	3.1	9.3	11.1
Secondary products		3411-M	06/81	90.1	89.3	89.1	-.1	(³)	(³)	(³)
		3411-S	06/81	103.1	104.8	104.2	-.6	1.2	1.7	2.9
Metal sanitary ware										
Primary products	3431	3431-P	12/80	108.4	108.7	108.8	.1	.1	1.8	2.6
Lavatories		3431-1	12/80	108.7	108.7	108.7	0	0	1.1	2.2
Steel lavatories		3431-121	12/80	104.3	104.3	104.3	0	0	0	(³)
Sinks and sink/laundry tray combinations		3431-4	12/80	104.3	104.3	104.3	0	0	0	(³)
Stainless steel sinks and sink/laundry tray combinations		3431-425	12/80	109.0	109.0	109.1	.1	.3	1.0	2.8
Bathtubs		3431-7	12/80	107.3	107.3	107.5	.2	.5	1.2	4.4
Cast iron bathtubs		3431-711	12/80	110.8	110.7	110.7	0	-.1	1.6	2.1
Steel bathtubs		3431-721	12/80	112.5	112.5	112.5	0	-.1	1.9	2.0
Secondary products		3431-S	12/80	107.7	(³)	(³)	(³)	(³)	(³)	(³)
Other secondary products		3431-SSS	12/80	107.4	108.9	109.1	.1	.4	3.7	3.7
			12/80	101.1	103.9	103.5	-.4	-.1	1.7	0
Nonelectric heating equipment										
Primary products	3433	3433-P	06/80	113.9	114.3	115.6	1.1	1.7	2.6	6.3
Cast iron heating boilers		3433-3	06/80	112.2	113.7	114.9	1.1	1.9	3.0	6.9
Oil-fired cast iron heating boilers		3433-311	06/80	112.1	113.3	113.3	0	1.1	3.5	5.4
Gas-fired cast iron heating boilers		3433-313	06/80	108.4	109.9	109.9	0	1.4	3.4	(³)
Domestic heating stoves		3433-4	06/80	115.2	116.5	116.5	0	1.1	2.1	5.6
Wood and coal domestic heating stoves, except sheet metal, airtight		3433-416	06/80	112.8	111.0	116.2	4.7	5.1	1.1	7.0
Wood and coal domestic heating stoves, sheet metal, airtight		3433-418	06/80	116.7	115.2	121.4	5.4	5.8	1.8	6.3
Steel heating boilers		3433-5	06/80	120.6	120.4	122.0	1.3	1.4	1.0	7.7
Steel heating boilers, 400 MBH and less		3433-511	06/80	112.9	114.6	114.6	0	1.5	1.5	3.9
Steel heating boilers, over 400 MBH		3433-513	06/80	110.8	113.6	113.6	0	2.5	2.5	2.5
Other heating systems		3433-6	06/80	114.7	115.6	115.6	0	.8	.8	4.9
Radiators and convectors		3433-611	06/80	118.2	118.9	120.4	1.3	2.8	2.9	7.9
			06/80	116.2	118.3	119.6	1.0	2.6	6.5	6.4

See footnotes at end of table.

Table 4. Producer price indexes for the net output of selected industries and their products—Continued

Industry and product ¹	Industry code	Product code	Index base	Index			Percent change to July 1982 from —			
				Mar. 1982 ²	June 1982 ²	July 1982 ²	June 1982	Apr. 1982	Jan. 1982	July 1981
Nonelectrical heating equipment—Continued										
Steel radiators and convectors		3433-61103	06/80	119.1	119.7	121.1	1.2	(^o)	6.3	(^o)
Other radiators and convectors		3433-61107	06/80	107.9	114.8	115.6	.6	6.0	7.1	7.5
Unit heaters		3433-621								
Gas-fired unit heaters, under 400 MBH, propeller fan		3433-62113	06/80	117.5	117.5	(^o)	(^o)	(^o)	(^o)	(^o)
Floor and wall furnaces		3433-631	06/80	117.7	117.3	119.2	1.6	6.3	1.3	9.3
Gas-fired floor furnaces		3433-63111	06/80	122.3	126.2	125.8	-.3	11.7	2.9	(^o)
Gas-fired wall furnaces		3433-63113	06/80	117.2	(^o)	118.5	(^o)	5.8	1.1	8.9
Other systems, n.e.c.		3433-661	06/80	120.4	121.2	121.3	0	.7	1.2	8.0
Gas-fired infrared heaters		3433-66141	06/80	107.6	109.9	(^o)	(^o)	(^o)	(^o)	(^o)
Nonelectric fireplaces		3433-66151	06/80	111.7	111.7	111.7	0	(^o)	2.2	.4
Other heating systems, n.e.c.		3433-66191	06/80	125.3	125.4	125.6	.1	.2	1.0	7.3
Parts for heating systems		3433-8	06/80	111.9	112.5	113.2	.6	.7	3.8	7.8
Gas burners and parts/attachments		3433-811	06/80	112.9	114.1	114.1	0	.8	1.6	5.6
Gas burners under and equal to 400 MBH		3433-81101	06/80	112.2	113.6	(^o)	(^o)	(^o)	(^o)	(^o)
Gas burners over 400 MBH		3433-81103	06/80	105.8	107.6	107.6	0	.8	2.6	7.8
Oil burners and parts/attachments		3433-821	06/80	117.0	118.0	118.0	0	-.3	4.4	8.4
Commercial/industrial oil burners		3433-82103	06/80	109.3	110.7	110.7	0	0	2.7	9.8
Dual fuel burners and parts/attachments		3433-831								
Commercial/industrial dual fuel burners		3433-83103	06/80	104.9	106.4	106.4	0	0	3.3	10.1
Other parts, n.e.c.		3433-861	06/80	109.8	109.2	112.9	3.3	3.2	3.5	11.3
Secondary products		3433-S	06/80	116.5	116.5	117.7	1.1	1.0	1.3	5.4
Other secondary products		3433-SSS	06/80	120.2	120.2	120.8	.6	.4	.9	(^o)
Fabricated structural metal	3441		06/82	(^o)	100.0	98.5	-1.5	(^o)	(^o)	(^o)
Primary products		3441-P	06/82	(^o)	100.0	98.5	-1.5	(^o)	(^o)	(^o)
Fabricated structural metal for buildings		3441-1	06/82	(^o)	100.0	98.5	-1.5	(^o)	(^o)	(^o)
Iron and steel for sale to other companies, industrial		3441-121	06/82	(^o)	100.0	98.8	-1.2	(^o)	(^o)	(^o)
Industrial buildings and plants		3441-12101	06/82	(^o)	100.0	98.5	-1.5	(^o)	(^o)	(^o)
Iron and steel for sale to other companies, commercial		3441-122	06/82	(^o)	100.0	97.2	-2.8	(^o)	(^o)	(^o)
Office buildings (high-rise)		3441-12201	06/82	(^o)	100.0	(^o)	(^o)	(^o)	(^o)	(^o)
Office buildings (low-rise)		3441-12202	06/82	(^o)	100.0	100.0	0	(^o)	(^o)	(^o)
Other (low-rise)		3441-12205	06/82	(^o)	100.0	100.0	0	(^o)	(^o)	(^o)
Iron and steel for sale to other companies, public (except utilities) and educational		3441-126	06/82	(^o)	100.0	100.0	0	(^o)	(^o)	(^o)
Educational		3441-12602	06/82	(^o)	100.0	100.0	0	(^o)	(^o)	(^o)
Iron and steel for sale to other companies, public utilities		3441-127	06/82	(^o)	100.0	97.0	-3.0	(^o)	(^o)	(^o)
Power plants (fossil and nuclear)		3441-12701	06/82	(^o)	100.0	96.8	-3.2	(^o)	(^o)	(^o)
Iron and steel for field erection by own company, industrial		3441-161	06/82	(^o)	100.0	99.1	-.9	(^o)	(^o)	(^o)
Industrial buildings and plants		3441-16101	06/82	(^o)	100.0	99.1	-.9	(^o)	(^o)	(^o)
Iron and steel for field erection by own company, commer., residen., instit., med., reli		3441-162	06/82	(^o)	100.0	99.9	-.1	(^o)	(^o)	(^o)
Commercial, residential, institutional, medical, religious (low-rise)		3441-16202	06/82	(^o)	100.0	99.8	-.2	(^o)	(^o)	(^o)
Fabricated structural metal for bridges, trestles, and viaducts		3441-2	06/82	(^o)	100.0	98.9	-1.1	(^o)	(^o)	(^o)
Iron, steel, and aluminum for sale to other companies, highway ..		3441-212	06/82	(^o)	100.0	98.9	-1.1	(^o)	(^o)	(^o)
Other fabricated structural metal		3441-3	06/82	(^o)	100.0	98.4	-1.6	(^o)	(^o)	(^o)
Iron and steel for sale to other companies, for towers and supporting structures		3441-342	06/82	(^o)	(^o)	(^o)	(^o)	(^o)	(^o)	(^o)
Other iron and steel for sale to other companies (excluding re-bars, bar joists, etc.)		3441-358	06/82	(^o)	100.0	98.5	-1.5	(^o)	(^o)	(^o)
Secondary products		3441-S	06/82	(^o)	100.0	97.4	-2.6	(^o)	(^o)	(^o)
Fabricated platework	3443		03/80	116.5	117.5	117.3	-.2	.2	1.6	5.5
Primary products		3443-P	03/80	117.2	118.2	118.0	-.2	1.1	1.7	5.3
Heat exchangers and steam condensers		3443-1	03/80	117.5	120.9	122.7	1.5	1.5	4.4	5.0
Bare tube heat exchangers		3443-111	03/80	(^o)	128.3	131.5	2.5	2.5	(^o)	11.0
Fin tube heat exchangers		3443-115	03/80	115.7	115.7	115.8	.1	.1	0	.8
Fabricated steel plate		3443-2	03/80	110.2	110.2	110.7	.4	.4	-.1	2.2
Fabricated steel plate for large diameter pipe		3443-211	03/80	126.1	(^o)	126.1	(^o)	0	-.8	(^o)
Weldments		3443-251	03/80	111.4	111.4	111.4	0	0	0	6.5
Other fabricated steel plate		3443-268	03/80	108.5	108.5	109.6	1.0	1.0	-.3	(^o)
Steel power boilers and parts/attachments		3443-3	03/80	118.8	120.8	118.6	-1.8	-1.6	-1.4	2.6
Water tube boilers up to 100,000 lbs./hr.		3443-31	03/80	122.1	123.3	122.9	-.3	-.4	.5	5.7
Fire tube boilers of all types		3443-34	03/80	116.5	119.2	115.4	-3.2	-2.8	-3.1	0
Gas cylinders		3443-4								
Other gas cylinders		3443-419	03/80	112.6	112.6	112.4	-.2	-.2	0	3.6
Metal tanks made at plant, standard, pressure		3443-5	03/80	109.1	109.3	109.3	0	.2	2.5	.7
Other non-LPG pressure tanks		3443-538	03/80	(^o)	112.2	112.2	0	(^o)	(^o)	(^o)
Metal tanks made at plant, standard, non-pressure		3443-7	03/80	108.5	108.1	107.6	-.5	0	-.8	-.3
Bulk storage tanks, standard, non-pressure		3443-71	03/80	109.8	109.3	108.5	-.7	0	-1.9	-2.2
Carbon steel storage tanks, 6000 gal. and less		3443-711	03/80	108.8	109.1	108.4	-.6	.7	-.5	-.6
Carbon steel storage tanks over 6000 gal.		3443-713	03/80	111.7	110.2	109.4	-.8	-.6	-3.2	-3.3
Other storage tanks		3443-72	03/80	113.2	113.2	113.2	0	0	3.5	8.7
Custom tanks and vessels made at the plant		3443-8	03/80	122.4	123.7	123.2	-.4	1.0	1.7	11.5
Carbon steel customized tanks and vessels		3443-802	03/80	120.8	122.6	122.3	-.2	1.3	2.0	10.9
Carbon steel tanks & vessels, 3/4" & less wall thickness		3443-80201	03/80	120.9	122.0	121.6	-.4	.6	1.7	7.5
Carbon steel tanks & vessels, over 3/4" wall thickness		3443-80203	03/80	(^o)	(^o)	(^o)	(^o)	(^o)	(^o)	(^o)
Alloyed (except aluminum) vessels and tanks, non-LPG		3443-806	03/80	123.2	123.2	(^o)	(^o)	(^o)	(^o)	(^o)
Custom tanks and vessels made at plant and field erected		3443-9	03/80	127.1	127.6	126.6	-.8	-.4	-.2	7.4
Elevated water tanks, customized and field erected		3443-922	03/80	123.6	(^o)	122.6	(^o)	(^o)	-.8	2.7
Petroleum storage tanks, field erected		3443-926	03/80	117.6	117.9	117.1	-.7	-.5	-.1	3.4
Secondary products		3443-S	03/80	111.3	113.0	(^o)	(^o)	(^o)	(^o)	(^o)
Prefabricated metal buildings	3448		12/81	100.1	101.7	101.3	-.4	.2	1.2	(^o)
Primary products		3448-P	12/81	100.2	101.6	101.2	-.4	.1	1.0	(^o)

See footnotes at end of table.

Table 4. Producer price indexes for the net output of selected industries and their products—Continued

Industry and product ¹	Industry code	Product code	Index base	Index			Percent change to July 1982 from —			
				Mar. 1982 ²	June 1982 ²	July 1982 ²	June 1982	Apr. 1982	Jan. 1982	July 1981
Prefabricated metal buildings—Continued										
Prefab. metal bldg. sys., excl. farm service bldgs., resid. bldgs., & parts for prefab. bldgs.		3448-1	12/81	99.3	99.7	99.4	-0.4	-0.7	-0.3	(^o)
Industrial and commercial		3448-115	12/81	99.4	99.8	99.5	-3	-6	-2	(^o)
Public and educational		3448-118	12/81	(^o)	(^o)	96.7	(^o)	(^o)	(^o)	(^o)
Other prefabricated and portable metal buildings and parts		3448-2	12/81	101.5	104.5	103.9	-5	1.2	3.1	(^o)
Grain storage buildings, including farm and commercial types, steel and aluminum		3448-214	12/81	(^o)	(^o)	108.0	(^o)	(^o)	(^o)	(^o)
Other farm service bldgs., steel and aluminum, excl. wood frame bldgs.		3448-215	12/81	100.1	105.9	105.9	0	5.8	5.9	(^o)
Small utility bldgs., incl. tool sheds, cabanas, storage houses, etc., steel and aluminum		3448-221	12/81	(^o)	(^o)	99.7	(^o)	(^o)	(^o)	(^o)
Dwellings and other non-farm bldgs. incl. vacation homes, etc.; steel and aluminum		3448-235	12/81	107.0	107.3	107.2	0	-2	(^o)	(^o)
Panels, parts, or sections for prefab. bldgs., not sold as a complete unit, steel & aluminum		3448-254	12/81	99.3	99.8	99.8	0	.2	0	(^o)
Secondary products		3448-S	12/81	(^o)	(^o)	104.2	(^o)	(^o)	(^o)	(^o)
Bolts, nuts, screws, rivets, and washers 3452										
Primary products		3452-P	06/82	(^o)	100.0	99.7	-3	(^o)	(^o)	(^o)
Externally threaded fasteners, except aircraft		3452-4	06/82	(^o)	100.0	99.4	-6	(^o)	(^o)	(^o)
Hex bolts, including heavy, tap, and joint		3452-412	06/82	(^o)	100.0	95.6	-4.4	(^o)	(^o)	(^o)
Square and round bolts and plow numbers 3, 4, 6, 7, and track ..		3452-413	06/82	(^o)	100.0	100.0	0	(^o)	(^o)	(^o)
High-strength structural and bent bolts		3452-416	06/82	(^o)	100.0	102.2	2.2	(^o)	(^o)	(^o)
Studs		3452-421	06/82	(^o)	100.0	103.2	3.2	(^o)	(^o)	(^o)
Flanged, self-locking, set, and wood screws		3452-432	06/82	(^o)	100.0	99.4	-6	(^o)	(^o)	(^o)
Cap screws, 1/4 in. diameter and above		3452-434	06/82	(^o)	100.0	100.2	.2	(^o)	(^o)	(^o)
Machine screws		3452-437	06/82	(^o)	100.0	98.9	-1.1	(^o)	(^o)	(^o)
Thread-cutting, self-drilling, and thread-rolling screws		3452-442	06/82	(^o)	100.0	100.0	0	(^o)	(^o)	(^o)
Other externally threaded fasteners, except aircraft		3452-469	06/82	(^o)	100.0	100.0	0	(^o)	(^o)	(^o)
Internally threaded fasteners, except aircraft		3452-5	06/82	(^o)	100.0	100.0	0	(^o)	(^o)	(^o)
Flanged, square, sheet metal, weld, wing, and cage nuts		3452-501	06/82	(^o)	100.0	100.0	0	(^o)	(^o)	(^o)
Hex nuts		3452-502	06/82	(^o)	100.0	100.0	0	(^o)	(^o)	(^o)
Locknuts: prevailing torque and free spinning		3452-511	06/82	(^o)	(^o)	(^o)	(^o)	(^o)	(^o)	(^o)
Other internally threaded fasteners, including all nonmetallic		3452-539	06/82	(^o)	100.0	102.1	2.1	(^o)	(^o)	(^o)
Nonthreaded fasteners, except aircraft		3452-6	06/82	(^o)	100.0	100.1	.1	(^o)	(^o)	(^o)
Solid rivets, all sizes		3452-601	06/82	(^o)	100.0	100.0	0	(^o)	(^o)	(^o)
Tubular, split, and blind rivets		3452-603	06/82	(^o)	100.0	100.0	0	(^o)	(^o)	(^o)
Pins, machine type		3452-621	06/82	(^o)	(^o)	(^o)	(^o)	(^o)	(^o)	(^o)
Other nonthreaded fasteners, including all nonmetallic		3452-649	06/82	(^o)	(^o)	(^o)	(^o)	(^o)	(^o)	(^o)
Aircraft/aerospace fasteners		3452-7	06/82	(^o)	100.0	100.0	0	(^o)	(^o)	(^o)
Screws, all types		3452-711	06/82	(^o)	100.0	100.0	0	(^o)	(^o)	(^o)
Nuts, all types		3452-731	06/82	(^o)	(^o)	(^o)	(^o)	(^o)	(^o)	(^o)
Rivets, all types		3452-762	06/82	(^o)	100.0	100.0	0	(^o)	(^o)	(^o)
Other formed fasteners		3452-8	06/82	(^o)	100.0	100.0	0	(^o)	(^o)	(^o)
Miscellaneous receipts		3452-M	06/82	(^o)	(^o)	(^o)	(^o)	(^o)	(^o)	(^o)
Secondary products		3452-S	06/82	(^o)	100.0	99.6	-4	(^o)	(^o)	(^o)
Steel springs, except wire 3493										
Primary products		3493-P	06/81	106.0	105.5	104.6	-8	-1.2	-1.1	3.9
Hot formed springs		3493-1	06/81	106.4	105.9	104.8	-1.0	-1.3	-1.0	4.3
Hot formed coil springs		3493-121	06/81	107.6	106.6	105.4	-1.2	-1.1	-9	4.8
Locomotive, railroad car, and other helical springs		3493-12116	06/81	107.5	105.0	102.4	-2.5	-2.5	-4.7	1.9
Hot formed leaf springs		3493-131	06/81	107.5	(^o)	(^o)	(^o)	(^o)	(^o)	(^o)
Replacement leaf springs		3493-13158	06/81	107.1	107.9	107.9	0	.3	2.5	7.9
Original equipment leaf springs other than for passenger cars ..		3493-13151	06/81	113.7	114.2	114.2	0	0	3.8	14.2
Cold formed springs		3493-2	06/81	100.1	(^o)	101.1	(^o)	.7	.9	1.1
Fabricated pipe and pipe fittings 3498			06/81	105.0	106.8	106.1	-4	-4	1.4	5.3
Primary products		3498-P	06/81	104.6	105.5	104.9	-5	-5	.7	4.1
Iron and steel pipe, tube and fittings		3498-1	06/81	104.9	105.7	105.1	-6	-5	.7	4.1
Iron and steel pipe and pipe fittings (including custom work for contractors)		3498-101	06/81	105.1	105.7	104.7	-9	-9	.1	4.0
Fossil fuel power plant		3498-10102	06/81	(^o)	(^o)	101.8	(^o)	(^o)	(^o)	1.8
Other fab. excluding energy, petrochem, water/sewage, and nonpressure pipe		3498-10114	06/81	104.7	104.7	104.7	0	0	-1.3	4.3
Iron and steel tubing and fittings		3498-102	06/81	104.6	105.7	105.7	0	.2	1.6	4.4
Seamless tubing		3498-10202	06/81	(^o)	(^o)	102.2	(^o)	(^o)	(^o)	(^o)
Welded tubing		3498-10203	06/81	105.4	107.3	107.3	0	.5	2.0	5.7
Turbines and turbine generator sets 3511										
Primary products		3511-P	06/82	(^o)	100.0	100.1	.1	(^o)	(^o)	(^o)
Steam, gas, and hydraulic turbines and parts		3511-2	06/82	(^o)	100.0	100.1	.1	(^o)	(^o)	(^o)
Mechanical drive steam turbines, including marine, steam engines, and parts		3511-21	06/82	(^o)	100.0	100.4	.4	(^o)	(^o)	(^o)
Mechanical drive steam turbines, including marine		3511-211	06/82	(^o)	100.0	100.6	.6	(^o)	(^o)	(^o)
Mechanical drive steam turbines less than 1,000 horsepower ..		3511-21121	06/82	(^o)	100.0	100.7	.7	(^o)	(^o)	(^o)
Mechanical drive steam turbines 1,000 horsepower and over ..		3511-21141	06/82	(^o)	100.0	100.3	.3	(^o)	(^o)	(^o)
Parts and accessories for steam engines and steam turbines, and complete steam engines		3511-215	06/82	(^o)	100.0	100.0	0	(^o)	(^o)	(^o)
Construction machinery 3531										
Primary products		3531-P	12/80	110.7	112.1	112.9	.7	1.5	2.5	4.7
Off hwy wheel tractors		3531-1	12/80	110.0	111.3	112.2	.8	1.4	2.5	4.3
Off hwy wheel tractors, including wheeled log skidders and rubber-tired dozers		3531-101	12/80	114.6	117.1	117.1	0	.1	2.2	7.6

See footnotes at end of table.

Table 4. Producer price indexes for the net output of selected industries and their products—Continued

Industry and product ¹	Industry code	Product code	Index base	Index			Percent change to July 1982 from —			
				Mar. 1982 ²	June 1982 ²	July 1982 ²	June 1982	Apr. 1982	Jan. 1982	July 1981
Construction machinery—Continued										
Tracklaying tractors		3531-2	12/80	115.8	117.0	118.6	1.4	1.5	3.7	9.3
Tracklaying tractors, 130 net engine hp and over		3531-209	12/80	115.8	117.0	118.6	1.4	1.5	3.7	9.3
Tractor parts and attachments		3531-3	12/80	102.1	102.7	103.7	1.0	1.6	-9	-7
Tractor parts sold to o.e.m.		3531-321	12/80	(³)	(³)	(³)	(³)	(³)	(³)	(³)
For wheel tractor loaders, replacement and repair		3531-367	12/80	(³)	(³)	93.6	(³)	(³)	-20.9	(³)
Cranes, excavators, parts and attachments		3531-4	12/80	110.0	110.9	112.0	.9	2.2	2.9	5.8
Hydraulic operated excavators		3531-41102	12/80	106.8	108.8	108.8	0	0	1.3	6.2
Cable operated cranes		3531-41103	12/80	113.7	115.6	(³)	(³)	(³)	(³)	(³)
Hydraulic operated cranes		3531-41104	12/80	113.3	113.5	116.0	2.1	2.1	2.7	6.8
Miscellaneous cranes including draglines		3531-41105	12/80	112.9	113.2	113.7	.4	8.1	3.6	3.8
Front end attachments for cranes, draglines, shovels		3531-481	12/80	111.9	114.1	114.1	0	.8	2.4	9.0
Parts for power cranes, draglines and shovels		3531-485	12/80	108.2	108.1	(³)	(³)	(³)	(³)	(³)
Mixers, pavers and related equipment, except parts		3531-6	12/80	110.4	111.6	111.7	.1	1.2	1.6	4.3
Portable mixers, 3 1/2 cu. ft. capacity and over		3531-62111	12/80	109.2	110.1	111.3	1.0	2.3	3.8	23.0
Pavers, finishers, spreaders, bituminous distributors		3531-63411	12/80	110.5	111.2	111.9	.7	1.3	1.3	9.3
Other equipment, incl. portable mixers under 3 1/2 cu. ft. capacity		3531-63911	12/80	107.2	107.2	107.2	0	(³)	-1	2.8
Asphalt plants		3531-64511	12/80	112.8	115.2	115.2	0	2.1	2.1	3.3
Tractor shovel loaders		3531-7	12/80	116.9	119.7	120.2	.4	.8	3.8	8.8
Wheel shovel loader, 4 wheel dr., up to 3 1/2 cu. yd. capacity		3531-71101	12/80	124.7	126.8	127.8	.8	.8	2.5	8.5
Wheel shovel loader, 4 wheel dr., 3 1/2 cu. yd. capacity and over		3531-71102	12/80	115.1	119.2	119.2	0	.7	3.7	9.4
Scrapers, graders, rollers, off hwy trucks, trailers, wagons, and miscellaneous attachments		3531-8	12/80	103.2	104.5	104.8	.3	.9	2.2	-3.7
Scraper bowls		3531-81211	12/80	115.2	117.7	119.1	1.2	2.9	6.1	11.5
Rollers, all types including self-propelled vibratory compactors		3531-83111	12/80	110.4	110.4	110.4	0	0	2.1	4.7
Off highway rear dump trucks		3531-85511	12/80	113.7	116.5	116.9	.3	1.1	3.1	8.0
Winches (towing, logging, oilfield), other attachments, incl. logging arches and trenchers		3531-87811	12/80	114.6	116.7	116.7	0	1.6	3.6	7.4
Front end loader attachment		3531-88211	12/80	112.7	112.7	112.7	0	0	(³)	(³)
Other construction machinery and other parts		3531-9	12/80	113.3	114.2	115.4	1.0	1.6	3.7	6.7
Winches, including marine		3531-95211	12/80	115.5	118.1	120.5	2.0	4.3	4.3	9.1
Portable crushing plants		3531-97311	12/80	117.3	118.3	118.4	.1	.9	2.6	7.7
Snow clearing attachments		3531-98111	12/80	(³)	(³)	(³)	(³)	(³)	(³)	(³)
Other excavating and road construction machinery		3531-98311	12/80	104.9	(³)	105.1	(³)	.1	-5.4	-5.2
Parts and attachments, except for cranes, draglines, shovels, tractors, sold to o.e.m.		3531-98411	12/80	115.9	117.4	117.4	0	.4	2.3	7.1
Parts/attach., except for cranes, draglines, shovels & tractors, sold for replace/repair		3531-98611	12/80	110.7	111.2	112.7	1.4	1.7	3.2	5.0
All other construction machinery and equipment		3531-99811	12/80	107.9	(³)	111.5	(³)	3.4	4.9	8.9
Contract work and other miscellaneous receipts		3531-XY9	12/80	(³)	(³)	(³)	(³)	(³)	(³)	(³)
Secondary products		3531-S	12/80	114.7	116.8	116.9	.1	1.9	1.9	7.9
Mining machinery and equipment										
Primary products	3532	3532-P	06/81	107.2	108.1	108.3	.2	.9	2.9	7.5
Underground mining machinery		3532-5	06/81	107.0	108.1	108.4	.2	1.1	2.7	7.5
Loading machines, underground mine		3532-562	06/81	108.1	109.3	109.3	0	1.2	3.4	8.5
Shovel type, including scoops, shovels, buckets, slusher types and all others		3532-56236	06/81	107.2	108.0	108.0	0	(³)	4.1	7.1
Tractors and trucks, battery powered, rubber tired, 2 and 4 wheel		3532-572	06/81	107.8	107.8	107.8	0	(³)	3.8	7.8
Mineral classifying, flotation, separating, concentrating, cleaning, clarifying equipment		3532-6	06/81	114.6	115.7	115.8	.1	.2	5.5	15.8
All other mineral beneficiation machinery and equipment, n.e.c.		3532-671	06/81	112.6	112.8	113.0	.1	.2	2.8	13.2
Crushing, pulverizing, and screening machinery		3532-7	06/81	108.9	107.6	109.5	1.7	1.8	3.1	7.8
Crushers, stationary types, including crushers mounted on skids		3532-727	06/81	110.7	110.7	111.5	.7	.7	1.4	8.5
Gyratory crushers, all types		3532-72711	06/81	105.7	105.7	105.7	0	0	.6	3.2
Grinding mills, ball and rod		3532-728	06/81	110.1	(³)	110.6	(³)	(³)	7.6	10.4
Screens, vibrating, trommel, mine type		3532-755	06/81	100.9	(³)	100.9	(³)	(³)	1.3	.9
Drills and other mining machinery, except parts		3532-8	06/81	106.4	108.0	108.9	.8	1.7	3.8	5.2
Rock drills (percussion type), include stoper, drifters, air leg drills, and rubber tire		3532-823	06/81	106.9	(³)	110.2	(³)	3.2	6.2	7.4
Other drills, tools and supplies for drills (sold separately)		3532-863	06/81	107.4	107.4	107.7	.3	(³)	(³)	3.3
Parts and attachments for mining machinery and equipment		3532-9	06/81	105.0	106.4	106.2	-2	.9	1.2	6.3
Parts and attachments for mining machinery sold separately, excluding drills		3532-975	06/81	104.8	106.5	106.2	-3	1.0	1.5	6.6
Percussion rock drill bits		3532-989	06/81	106.0	106.0	106.0	0	0	0	5.3
Containing tungsten carbide		3532-98931	06/81	106.2	106.2	106.2	0	0	0	6.2
Miscellaneous receipts		3532-M	06/81	106.5	106.0	106.4	.4	-7	3.8	6.4
Resales		3532-Z89	06/81	109.1	108.4	109.1	.6	-1.0	5.3	9.1
Secondary products		3532-S	06/81	108.2	109.4	108.8	-5	.6	2.5	8.5
Construction machinery		3531-S	06/81	107.2	108.4	106.7	-1.5	-6	(³)	7.0
Other secondary products		3532-SSS	06/81	108.7	110.0	110.1	.1	1.4	2.7	9.5
Oilfield and gasfield machinery and equipment										
Primary products	3533	3533-P	12/80	120.8	121.3	121.5	.1	.5	2.6	9.2
Oilfield and gasfield production machinery and equipment		3533-3	12/80	122.9	123.7	123.7	0	.8	3.1	10.1
On-land and offshore bottom support wellhead equipment		3533-31	12/80	122.2	122.2	121.3	-7	.4	3.4	6.7
Christmas-tree assemblies with tubing heads and casing heads		3533-312	12/80	123.1	123.1	122.0	-9	.4	4.1	7.2
Valves, chokes, and manifolds		3533-315	12/80	111.4	110.1	109.1	-9	-2.1	-4	.8
Rodlifting machinery and equipment - surface and subsurface		3533-35	12/80	120.9	120.9	120.9	0	0	0	4.2
Permanent packers and accessories		3533-362	12/80	120.8	120.8	120.8	0	0	0	9.4
Retrievable packers		3533-363	12/80	120.9	120.9	121.5	.5	.5	.5	12.3
Other production equipment and parts		3533-389	12/80	124.4	126.2	126.6	.4	4.5	5.7	13.1
Oilfield and gasfield drilling machinery and equipment		3533-6	12/80	123.8	124.7	124.8	.1	.4	3.3	11.2

See footnotes at end of table.

Table 4. Producer price indexes for the net output of selected industries and their products—Continued

Industry and product ¹	Industry code	Product code	Index base	Index			Percent change to July 1982 from —			
				Mar. 1982 ²	June 1982 ²	July 1982 ²	June 1982	Apr. 1982	Jan. 1982	July 1981
Oilfield and gasfield machinery and equipment—Continued										
Surface oil and gasfield drilling machinery and equipment		3533-61	12/80	122.0	123.0	123.1	0.1	0.9	2.3	13.2
Wheel-mounted drilling and well-servicing rigs		3533-613	12/80	115.6	115.6	(?)	(?)	(?)	(?)	(?)
Blowout preventers and accessories		3533-617	12/80	128.5	128.5	128.5	0	0	0	17.1
Other surface drilling equipment and parts		3533-619	12/80	117.2	118.6	118.6	.1	1.4	4.2	10.0
Bits		3533-641	12/80	125.8	127.3	127.4	0	-1	6.4	14.8
Tungsten-carbide insert bits		3533-64101	12/80	(?)	121.1	121.1	0	-2	5.8	12.4
Other bits, including diamond bits		3533-64103	12/80	(?)	114.1	114.2	.1	(?)	(?)	(?)
Tool joints, subs and connectors		3533-644	12/80	(?)	(?)	(?)	(?)	(?)	(?)	(?)
Other subsurface drilling equipment and parts		3533-649	12/80	131.1	131.1	131.1	0	0	0	1.3
Other subsurface drilling equipment and parts, n.e.c.		3533-64903	12/80	140.5	140.5	140.5	0	0	0	1.1
Cementing equipment		3533-671	12/80	112.0	(?)	113.4	(?)	1.3	1.3	10.4
Miscellaneous receipts		3533-M	12/80	111.4	113.6	115.0	1.2	1.2	4.2	7.4
Other miscellaneous receipts		3533-X98	12/80	118.7	122.4	124.6	1.8	1.8	6.5	11.7
Secondary products		3533-S	12/80	114.9	112.5	112.5	0	-2.5	-2.4	5.1
Other secondary products		3533-SSS	12/80	114.9	(?)	(?)	(?)	(?)	(?)	(?)
Pumps and pumping equipment		3561-S	12/80	115.1	118.4	118.4	0	1.3	1.9	(?)
Elevators and moving stairways										
Primary products	3534	3534-P	06/81	108.1	108.9	109.7	.7	1.7	4.2	9.3
Elevators and moving stairways, parts and attachments		3534-1	06/81	108.0	108.7	109.8	1.0	2.0	5.2	9.3
Geared electric passenger elevators, except residence lifts		3534-105	06/81	106.6	(?)	109.5	(?)	(?)	10.5	9.9
Hydraulic passenger elevators		3534-112	06/81	(?)	(?)	103.2	(?)	(?)	(?)	3.1
Freight elevators		3534-114	06/81	119.3	122.3	119.8	-2.1	.5	10.6	17.0
Electric freight elevators		3534-11413	06/81	127.2	(?)	(?)	(?)	(?)	(?)	(?)
Hydraulic freight elevators		3534-11415	06/81	(?)	(?)	113.6	(?)	(?)	(?)	13.3
Other non-farm elevators, including sidewalk elevators, dumbwaiters, etc.		3534-196	06/81	106.2	(?)	106.2	(?)	0	(?)	(?)
Parts and attachments for elevators and moving stairways (sold separately)		3534-197	06/81	(?)	(?)	113.1	(?)	(?)	(?)	13.1
Automobile lifts, parts and attachments		3534-2	06/81	112.9	112.9	112.9	0	0	1.5	(?)
Automobile lifts		3534-231	06/81	112.7	112.7	112.7	0	0	1.6	(?)
Industrial trucks and tractors										
Primary products	3537	3537-P	12/79	118.2	117.5	117.1	-3	-1.7	-7	.8
Industrial trucks and tractors, motorized and hand powered		3537-1	12/79	117.7	115.4	115.8	.4	-1.6	-8	-3
Internal combustion trucks and tractors		3537-1A	12/79	116.9	115.0	115.4	.3	-1.6	-1.0	-4
Internal combustion trucks		3537-13	12/79	116.8	114.9	115.2	.3	-1.7	-1.1	-5
Internal combustion trucks, under 6000 lb. capacity		3537-136	12/79	115.6	111.4	112.1	.6	-2.4	-3.1	(?)
Internal combustion trucks, 6000 - 14,999 lb. capacity		3537-137	12/79	117.1	116.4	116.5	0	-1.6	.2	-1
Internal combustion trucks, over 14,999 lb. capacity		3537-138	12/79	120.7	123.2	123.2	0	.3	2.8	4.4
Motorized handtrucks		3537-111	12/79	120.0	(?)	120.2	(?)	(?)	(?)	(?)
Operator-riding electric trucks		3537-123	12/79	117.0	113.6	113.8	.2	-2.4	-2.0	(?)
Handlift trucks, handtrucks, trailers, and dollies		3537-16	12/79	130.4	130.4	130.6	.1	.1	4.3	5.5
Other handtrucks, trailers, and dollies		3537-165	12/79	129.3	129.3	129.5	.2	.2	4.9	6.3
Parts, attachments and miscellaneous equipment		3537-2	12/79	118.5	122.3	118.5	-3.1	-3.7	-3.1	1.6
Secondary products		3537-S	12/79	121.9	123.1	123.8	.6	1.1	3.9	5.8
Construction machinery		3531-S	01/80	112.6	(?)	(?)	(?)	(?)	(?)	(?)
All other secondary products		3537-SSS	12/79	123.9	124.6	125.3	.5	(?)	4.3	(?)
Metal forming machine tools										
Primary products	3542	3542-P	06/81	106.2	106.8	109.1	2.2	2.5	4.3	8.5
Punching, bending, and forming machines		3542-1	06/81	106.7	107.4	110.2	2.7	3.0	4.9	9.5
Punching machinery		3542-111	06/81	103.7	105.6	106.0	.4	1.3	3.6	4.8
Fixed position punching machines		3542-1111	06/81	102.5	103.8	103.8	0	-2	3.8	3.8
Shearing machinery		3542-11111	06/81	103.3	103.3	103.3	0	(?)	(?)	(?)
Plate shearing machinery		3542-121	06/81	103.4	103.8	105.0	1.2	4.6	2.4	2.4
Bending and forming machinery		3542-12111	06/81	104.3	102.2	103.8	1.5	5.9	.5	.5
Rolls: angles, bars and shapes bending		3542-131	06/81	104.5	107.3	107.6	.3	.7	4.0	6.4
Press brakes		3542-13112	06/81	101.1	108.2	108.2	0	1.3	8.2	(?)
Other bending and forming machinery		3542-13113	06/81	104.4	104.4	106.1	1.6	6.8	4.2	4.2
Mechanical and hydraulic presses		3542-13116	06/81	107.5	107.7	107.7	0	0	1.8	5.6
Mechanical presses		3542-2	06/81	108.1	108.5	108.8	.4	.7	7.2	8.3
Open inclinable presses, mechanical		3542-211	06/81	109.2	109.2	109.2	0	0	8.6	8.6
Vertical presses, mechanical		3542-21111	06/81	109.7	109.7	109.7	0	0	9.6	9.6
Other mechanical presses		3542-21112	06/81	107.0	107.0	107.0	0	0	5.8	5.8
Other metal forming machine tools and forging machines, except forging presses		3542-21113	06/81	111.5	111.5	111.5	0	0	11.5	11.5
Other metal forming machine tools		3542-3	06/81	109.5	109.5	112.4	2.7	2.7	5.2	11.1
All other metal forming machine tools		3542-312	06/81	107.7	107.8	111.9	3.8	3.9	6.2	10.0
Rebuilt metal forming machine tools and parts for metal forming machine tools		3542-31213	06/81	108.2	108.2	114.8	6.1	6.1	10.0	(?)
Parts for metal forming machine tools		3542-4	06/81	107.0	107.0	114.4	6.9	6.9	4.2	(?)
Secondary products		3542-413	06/81	104.2	105.1	105.3	.2	.3	.8	4.7
Other secondary products		3542-SSS	06/81	106.9	108.2	108.6	.3	.4	1.3	(?)
Special dies and tools, die sets, jigs and industrial molds										
Primary products	3544	3544-P	06/81	105.7	106.7	106.7	0	1.0	.5	6.4
Special dies and tools, die sets, jigs and fixtures		3544-1	06/81	106.4	107.2	107.2	0	.9	.4	6.9
Jigs and fixtures, all types		3544-1A	06/81	108.8	108.8	108.8	0	.5	-.5	8.7
All other jigs and fixtures (holding, positioning, layout, assembly), under 1,000 pounds		3544-111	06/81	119.9	119.9	119.9	0	0	0	19.9
Other jigs and fixtures		3544-11702	06/81	100.0	100.0	100.0	0	0	0	(?)
All other jigs and fixtures (holding, positioning, layout, assembly), 1,000 pounds and over		3544-118	06/81	100.6	100.6	100.6	0	0	0	.6
Other jigs and fixtures		3544-11802	06/81	100.6	100.6	100.6	0	0	0	.6

See footnotes at end of table.

Table 4. Producer price indexes for the net output of selected industries and their products—Continued

Industry and product ¹	Industry code	Product code	Index base	Index			Percent change to July 1982 from —			
				Mar. 1982 ²	June 1982 ²	July 1982 ²	June 1982	Apr. 1982	Jan. 1982	July 1981
Special dies and tools, die sets, jigs and industrial molds—Continued										
Standard catalog components and parts for jigs and fixtures, including drill bushings		3544-119	06/81	101.0	101.0	101.0	0	0	0	1.0
Dies		3544-1B	06/81	104.9	104.9	104.9	0	.7	-.8	4.8
Forming and drawing dies		3544-1E	06/81	105.2	105.2	105.2	-1	-1	-1	4.7
Stamping dies, including lamination and blanking dies		3544-1F	06/81	104.4	104.4	104.4	0	1.4	-1.8	4.1
All other stamping type dies (punch, trim, notch, perforate, etc.)		3544-129	06/81	104.7	104.7	104.7	0	0	0	4.2
Progressive stamping dies, except high-speed steel and carbide		3544-12901	06/81	(³)	(³)	(³)	(³)	(³)	(³)	(³)
Blanking type dies		3544-12903	06/81	(³)	(³)	(³)	(³)	(³)	(³)	(³)
All other dies		3544-149								
Other dies		3544-14907	06/81	100.9	101.5	101.5	0	.6	.6	1.5
Other components and parts for dies, including standard punches, springs, etc.		3544-179	06/81	104.1	104.1	104.1	0	0	0	4.1
Other components and parts		3544-17902	06/81	104.5	104.5	104.5	.0	0	0	4.5
Industrial molds		3544-2	06/81	101.1	103.7	103.7	0	2.0	2.6	2.9
Industrial molds for casting metals		3544-2M	06/81	100.8	102.4	102.4	0	1.2	1.7	2.4
Diecasting molds		3544-211	06/81	100.8	102.4	102.4	0	1.2	1.7	(³)
Industrial molds for plastic products		3544-2Q	06/81	100.4	104.0	104.0	0	2.8	3.6	4.0
Injection molds for plastic products		3544-251	06/81	100.4	104.0	104.0	0	2.8	3.6	4.0
For 1,000,000 or more cycles		3544-25101	06/81	(³)	(³)	(³)	(³)	(³)	(³)	(³)
For 50,000-999,999 cycles		3544-25102	06/81	(³)	100.8	(³)	(³)	(³)	(³)	(³)
All other molds made of metal (including molds for glass and other products) and mold bases		3544-261	06/81	107.4	107.2	107.2	0	-.2	-.2	(³)
Other molds		3544-26104	06/81	100.0	96.3	96.3	0	-3.9	-3.7	(³)
Miscellaneous receipts		3544-M	06/81	100.0	103.3	103.3	0	3.3	3.3	3.3
Secondary products		3544-S	06/81	99.7	100.3	100.3	0	.5	.5	-.2
Other secondary products		3544-SSS	06/81	(³)	(³)	(³)	(³)	(³)	(³)	(³)
Power driven hand tools	3546		12/80	111.6	113.4	114.1	.6	2.2	2.6	6.2
Primary products		3546-P	12/80	111.8	112.8	113.7	.8	1.7	2.1	6.5
Power driven hand tools, electric		3546-1	12/80	108.4	109.1	108.9	-.2	.2	.5	2.8
Circular saws: armature mounted primarily on sleeve bearings ..		3546-112	12/80	101.8	101.8	101.8	0	-.1	0	.3
Screwdrivers and nutrunners		3546-122	12/80	(³)	(³)	(³)	(³)	(³)	(³)	(³)
Hammers, percussion and rotary, without drill chuck		3546-124	12/80	105.8	106.6	106.6	0	0	.8	3.4
Impact wrenches		3546-125	12/80	112.7	113.5	113.5	0	0	.7	4.0
Planers and routers		3546-127	12/80	(³)	(³)	(³)	(³)	(³)	(³)	(³)
Other elec.-powered hand tools; incl. shears & nibblers, electric chain saws, hammer drills		3546-135	12/80	118.4	120.1	120.1	0	0	1.4	11.5
Parts, attachments and accessories for electric-powered hand tools (sold separately)		3546-136	12/80	104.9	106.4	106.4	0	0	1.4	1.4
Drills: armature mounted primarily on sleeve bearings		3546-181	12/80	111.2	111.2	111.2	0	.2	0	4.0
Over 1/4 inch chuck size to under 1/2 inch		3546-18103	12/80	111.9	111.9	111.9	0	.3	0	3.8
Drills: armature mounted primarily on other than sleeve bearings		3546-182	12/80	109.5	109.5	109.6	.1	.1	.2	-1.1
Over 1/4 inch chuck size to under 1/2 inch		3546-18207	12/80	104.6	104.6	104.8	.2	.2	.4	-1.8
Grinders, polishers, and circular sanders except bench grinders ..		3546-183								
Right angle grinders, polishers, and circular sanders		3546-18326	12/80	106.1	106.8	106.8	0	0	.7	3.8
Sanders		3546-184	12/80	112.4	112.4	112.4	0	0	.5	8.9
Belt		3546-18433	12/80	111.3	111.3	111.3	0	0	0	8.6
Oscillating, reciprocating and vibrating		3546-18434	12/80	113.4	113.4	113.4	0	0	.9	9.2
Circular saws: armature mounted primarily on other than sleeve bearings		3546-185	12/80	111.4	112.3	112.1	-.3	3.5	1.8	3.3
Between 7 inch and 8 inch blade		3546-18516	12/80	111.6	112.1	112.1	0	4.5	1.9	2.9
Saws - jigs, saber, reciprocating		3546-186	12/80	109.1	109.1	105.9	-2.9	-2.9	-3.5	-3.5
Power driven hand tools, pneumatic, hydraulic and powder actuated		3546-2	12/80	112.4	115.5	115.7	.1	2.0	3.2	7.5
Percussion tools		3546-237	12/80	109.1	(³)	108.1	(³)	-.9	-.9	(³)
Drills, screwdrivers, nutrunners		3546-238	12/80	(³)	112.3	113.7	1.3	1.8	4.8	6.5
Grinders, polishers, sanders		3546-243	12/80	(³)	114.0	114.7	.7	1.2	5.1	6.6
Other pneumatic powered hand tools include hydraulic		3546-249	12/80	114.2	(³)	119.2	(³)	4.4	4.4	8.4
Parts, attachments, and accessories for pneumatic, hydraulic and powder actuated tools		3546-251	12/80	(³)	121.9	121.6	-.3	3.0	(³)	11.0
Secondary products		3546-S	12/80	107.0	108.0	108.1	.1	.1	1.0	.9
Rolling mill machinery	3547		12/81	101.2	105.0	107.2	2.1	2.1	7.2	(³)
Primary products		3547-P	12/81	102.0	108.3	108.5	.2	.2	8.5	(³)
Secondary products		3547-S	12/81	(³)	(³)	105.1	(³)	(³)	(³)	(³)
Textile machinery	3552		12/80	112.9	114.2	115.0	.7	1.4	3.0	5.5
Primary products		3552-P	12/80	113.7	115.2	115.9	.7	1.5	3.3	5.9
Textile machinery		3552-1	12/80	109.7	111.7	113.1	1.3	2.4	3.7	5.3
Cleaning, opening, and card room equipment		3552-116	12/80	112.3	114.9	114.9	0	0	2.3	3.5
Bleaching, dyeing, and finishing equipment		3552-185	12/80	112.8	114.4	115.1	.7	.7	2.9	9.1
Machines for drying stocks, yarn, and cloth		3552-187	12/80	106.9	106.9	106.9	0	(³)	0	-.3
Other textile machinery		3552-199	12/80	(³)	105.8	109.8	3.8	(³)	(³)	(³)
Parts and attachments for textile machinery		3552-2	12/80	117.6	118.6	118.7	.1	.6	2.9	6.4
Textile machinery turnings and shapes		3552-211	12/80	139.5	141.1	141.1	0	1.2	8.0	20.5
Parts and attachments for other fiber to fabric and fabric machinery		3552-232	12/80	126.4	128.4	128.4	0	0	3.3	3.7
Parts and attachments for power looms		3552-241	12/80	113.9	(³)	(³)	(³)	(³)	(³)	(³)
Parts and attachments for bleaching, dyeing and finishing machinery		3552-271	12/80	111.9	113.2	113.2	0	0	2.2	5.9
Parts and attachments for other textile machinery		3552-299	12/80	108.3	109.3	109.3	0	.9	1.8	7.4
Secondary products		3552-S	12/80	109.0	109.4	110.2	.7	.8	1.2	3.7

See footnotes at end of table.

Table 4. Producer price indexes for the net output of selected industries and their products—Continued

Industry and product ¹	Industry code	Product code	Index base	Index			Percent change to July 1982 from —			
				Mar. 1982 ²	June 1982 ²	July 1982 ²	June 1982	Apr. 1982	Jan. 1982	July 1981
Woodworking machinery	3553		12/80	105.4	105.8	103.8	-1.9	-2.1	-1.6	2.7
Primary products		3553-P	12/80	109.1	109.4	107.1	-2.1	-2.4	-2.0	2.5
Woodworking machinery, excluding home workshop and power-driven handtools		3553-1	12/80	106.6	106.4	104.2	-2.1	-2.5	-2.5	.5
Sawmill equipment		3553-112	12/80	103.3	102.7	102.7	.0	(³)	-2.3	(³)
Sawing machines, except sawmill equipment		3553-162	12/80	113.5	113.5	116.3	2.4	(³)	2.4	(³)
Straight-line machinery, including jointers, moulders, planers, sanders, surfacers, etc.		3553-173	12/80	(³)	(³)	(³)	(³)	(³)	(³)	(³)
Boring machinery, carving machinery, dovetailers, mortisers, routers, shapers, and tenoners		3553-175	12/80	108.9	109.8	111.9	1.9	(³)	2.8	5.6
Parts, attachments and accessories: cutting tools other than saw blades		3553-185	12/80	115.6	115.6	86.0	-25.6	(³)	-23.9	-20.9
All other parts, attachments, and accessories, excluding saw blades		3553-187	12/80	(³)	(³)	102.3	(³)	.3	.2	2.1
Other woodworking machinery, including lathes, drilling machines, jointers, planers, etc.		3553-198	12/80	104.4	104.4	104.4	0	0	0	2.5
Secondary products		3553-S	12/80	103.5	106.0	106.0	0	0	2.4	3.5
Paper industries machinery	3554		06/82	(³)	100.0	101.0	1.0	(³)	(³)	(³)
Primary products		3554-P	06/82	(³)	100.0	100.3	.3	(³)	(³)	(³)
Wood preparation equipment		3554-1	06/82	(³)	100.0	100.0	0	(³)	(³)	(³)
Barkers, chippers, knotters, splitters, chipscreens, etc.		3554-111	06/82	(³)	100.0	100.0	0	(³)	(³)	(³)
Parts and attachments for wood preparation equipment (sold separately)		3554-181	06/82	(³)	100.0	100.0	0	(³)	(³)	(³)
Papermill machinery		3554-3	06/82	(³)	100.0	100.0	0	(³)	(³)	(³)
Paper and paperboard converting equipment		3554-4	06/82	(³)	100.0	100.7	.7	(³)	(³)	(³)
Other converting equipment, including drum, can, and tube making machines		3554-459	06/82	(³)	100.0	102.4	2.4	(³)	(³)	(³)
Miscellaneous receipts		3554-M	06/82	(³)	100.0	104.3	4.3	(³)	(³)	(³)
Contract work and other miscellaneous receipts		3554-XY9	06/82	(³)	100.0	104.3	4.3	(³)	(³)	(³)
Secondary products		3554-S	06/82	(³)	100.0	102.0	2.0	(³)	(³)	(³)
Other special industry machinery	3559		12/81	101.5	102.6	103.9	1.3	1.7	2.9	(³)
Primary products		3559-P	12/81	101.7	103.0	104.6	1.5	1.9	3.3	(³)
Chemical machinery and parts		3559-1	12/81	102.4	105.4	106.0	.6	1.6	4.3	(³)
Chemical mixers		3559-112	12/81	101.4	101.4	102.5	1.1	1.1	1.1	(³)
Other chemical machinery		3559-115	12/81	103.2	(³)	103.2	(³)	0	3.2	(³)
Foundry machinery and parts		3559-2	12/81	102.8	103.1	103.1	0	.1	2.4	(³)
Molding machinery		3559-222	12/81	101.6	103.0	102.9	-.1	.2	1.3	(³)
Other foundry machinery, parts and flasks		3559-299	12/81	103.2	103.2	103.2	0	0	2.7	(³)
Plastic working machinery		3559-3	12/81	100.9	101.5	102.4	.9	1.1	2.1	(³)
Compression molding machinery		3559-311	04/82	(³)	(³)	(³)	(³)	(³)	(³)	(³)
Extrusion machinery		3559-333	12/81	(³)	(³)	108.8	(³)	(³)	(³)	(³)
Injection molding machinery		3559-351	12/81	(³)	(³)	(³)	(³)	(³)	(³)	(³)
Other plastic machinery and parts		3559-399	12/81	100.3	101.0	100.5	-.5	-.5	.6	(³)
Rubber working machinery		3559-4	12/81	101.6	102.6	102.7	.1	1.0	1.2	(³)
Other rubber working machinery (includes mixers) and parts		3559-498	12/81	101.9	102.6	102.7	.1	.8	1.0	(³)
Other special industry machinery, n.e.c.		3559-5	12/81	101.7	103.0	105.7	2.6	2.9	4.1	(³)
Concrete machinery and parts		3559-546	12/81	(³)	(³)	103.3	(³)	(³)	(³)	(³)
Bottle forming, glassmaking machinery, and parts		3559-552	12/81	104.6	105.1	110.8	5.4	6.6	6.7	(³)
Shoemaking machinery, parts		3559-562	12/81	(³)	(³)	(³)	(³)	(³)	(³)	(³)
Cotton ginning machinery, parts		3559-573	12/81	107.4	107.4	107.4	0	0	(³)	(³)
Metal cleaning, degreasing machinery, parts		3559-581	12/81	(³)	105.3	(³)	(³)	(³)	(³)	(³)
Other machinery, parts		3559-589	12/81	100.1	101.7	104.9	3.1	3.4	4.8	(³)
Stoneworking machinery, parts		3559-58913	12/81	(³)	(³)	105.9	(³)	(³)	(³)	(³)
Other machinery, parts (includes optical lens machinery)		3559-58918	12/81	100.3	100.5	102.2	1.7	1.9	2.1	(³)
Secondary products		3559-S	12/81	100.8	(³)	(³)	(³)	(³)	(³)	(³)
Industrial process furnaces and ovens	3567		06/81	103.7	106.9	107.1	.2	2.1	5.4	6.7
Primary products		3567-P	06/81	102.8	105.6	105.9	.2	1.2	4.0	5.5
Electric industrial furnaces and ovens, excluding induction and dielectric		3567-1	06/81	101.7	109.0	109.0	.1	.1	8.1	9.0
Electric metal processing industrial furnaces and ovens		3567-1A	06/81	101.5	109.4	109.4	0	0	8.3	9.4
Electric metal heat-treating furnaces		3567-121	06/81	103.4	(³)	(³)	(³)	(³)	(³)	(³)
Electric nonmetallic processing industrial furnaces and ovens		3567-1B								
Excluding wood, cement and chemical processing kilns, but including other kilns and lehrs		3567-171	06/81	103.9	104.2	104.9	.7	.9	5.7	4.9
Electric nonmetallic processing ovens		3567-17102	06/81	(³)	(³)	109.1	(³)	(³)	(³)	(³)
Fuel-fired industrial furnaces and ovens, oil or gas		3567-2	06/81	101.6	102.5	102.5	0	.9	1.3	2.4
Fuel-fired metal processing industrial furnaces and ovens		3567-2A	06/81	102.0	103.4	103.4	0	1.3	1.7	3.2
Fuel-fired metal heat-treating furnaces		3567-221	06/81	101.2	101.7	101.7	0	.5	.6	1.5
Open-fired heat-treating furnaces		3567-22101	06/81	(³)	(³)	103.2	(³)	(³)	(³)	(³)
Atmosphere controlled heat-treating furnaces		3567-22102	06/81	(³)	(³)	(³)	(³)	(³)	(³)	(³)
Fuel-fired industrial ovens for metal processing		3567-241								
Continuous fuel-fired ovens for metal processing		3567-24102	06/81	(³)	105.6	(³)	(³)	(³)	(³)	(³)
High frequency induction and dielectric furnaces and heating equipment		3567-4	06/81	106.4	109.2	109.2	0	2.7	4.8	8.5
Metal melting line type induction furnaces		3567-417	06/81	106.3	106.4	106.4	0	.2	2.5	5.8
Metal melting line type induction furnaces, ferrous		3567-41701	06/81	106.2	106.3	106.3	0	.2	2.5	5.7
Other electric heating units for industrial use and all parts, attachments, and components		3567-5	06/81	103.9	105.4	106.0	.5	1.9	3.5	5.2
Tubular heaters		3567-551	06/81	104.8	106.6	106.6	0	1.7	7.0	8.6
Other industrial electric heating units, including strip, space, ring & immersion heaters		3567-559	06/81	(³)	(³)	104.3	(³)	(³)	2.8	2.0

See footnotes at end of table.

Table 4. Producer price indexes for the net output of selected industries and their products—Continued

Industry and product ¹	Industry code	Product code	Index base	Index			Percent change to July 1982 from —			
				Mar. 1982 ²	June 1982 ²	July 1982 ²	June 1982	Apr. 1982	Jan. 1982	July 1981
Industrial process furnaces and ovens—Continued										
Parts, attachments and components for industrial furnaces and ovens and heating units		3567-591	06/81	104.9	107.7	107.7	0	2.3	3.1	7.7
Secondary products		3567-S	06/81	110.1	114.8	114.8	0	7.8	12.8	14.8
Other secondary products		3567-SSS	06/81	110.9	115.9	(³)	(³)	(³)	(³)	(³)
Scales and balances except laboratory										
Primary products	3576	3576-P	12/80	105.5	105.8	106.4	.5	1.0	1.6	2.3
Motor truck scales		3576-1	12/80	104.6	104.8	105.2	.5	.7	1.2	2.1
Industrial scales		3576-3	12/80	108.4	105.0	105.0	0	.2	-2.0	-4.9
Bench and portable scales		3576-321	12/80	101.7	101.5	101.5	0	-.1	1.1	2.1
Floor scales		3576-323	12/80	108.3	106.8	106.9	0	-.4	1.8	1.2
Miscellaneous industrial scales, incl. crane, suspension, tank, hopper, & conveyor		3576-329	12/80	103.2	105.2	105.2	0	0	3.8	5.2
Commercial, retail scales		3576-4	12/80	(³)	91.4	91.4	0	(³)	.5	1.0
Miscellaneous retail - commercial scales inclu.: non-computing counter, egg-grading & hanging		3576-435	12/80	103.5	104.5	104.5	0	1.0	1.0	1.1
Personal, household scales		3576-5	12/80	(³)	110.5	110.5	0	(³)	(³)	(³)
Person-weighing scales and miscellaneous household scales		3576-545	12/80	(³)	115.0	119.6	4.0	4.0	3.9	10.1
Mailing scales		3576-6	12/80	(³)	118.0	120.7	2.2	(³)	(³)	(³)
Accessories and attachments for scales and balances		3576-7	12/80	103.4	103.4	103.4	0	0	8.3	.4
Parts for scales and balances		3576-8	12/80	101.2	101.2	101.2	0	0	-2.2	-7
Secondary products		3576-S	12/80	102.8	102.8	102.8	0	0	0	0
Secondary products		3576-S	12/80	129.4	138.8	138.8	0	7.2	7.5	7.6
Automatic merchandising machines										
Primary products	3581	3581-P	06/82	(³)	100.0	100.6	.6	(³)	(³)	(³)
Automatic merchandising machines, coin-operated, excluding parts		3581-1	06/82	(³)	100.0	100.8	.8	(³)	(³)	(³)
Vending machines for beverages		3581-11	06/82	(³)	100.0	101.2	1.2	(³)	(³)	(³)
Soft drink		3581-115	06/82	(³)	100.0	100.0	0	(³)	(³)	(³)
Vending machines for confections and food		3581-12	06/82	(³)	100.0	100.0	0	(³)	(³)	(³)
All other vending machines		3581-13	06/82	(³)	100.0	100.0	0	(³)	(³)	(³)
Coin-operated mechanisms and other parts for automatic merchandising machines		3581-2	06/82	(³)	100.0	100.0	0	(³)	(³)	(³)
Coin-operated mechanisms (for sale separately)		3581-251	06/82	(³)	100.0	100.0	0	(³)	(³)	(³)
Coin acceptors/rejectors		3581-25102	06/82	(³)	(³)	(³)	(³)	(³)	(³)	(³)
Miscellaneous receipts		3581-M	06/82	(³)	100.0	100.0	0	(³)	(³)	(³)
Secondary products		3581-S	06/82	(³)	100.0	100.0	0	(³)	(³)	(³)
Service industry machinery										
Primary products	3589	3589-P	06/82	(³)	100.0	100.0	0	(³)	(³)	(³)
Commercial cooking and food warming equipment		3589-1	06/82	(³)	100.0	100.0	0	(³)	(³)	(³)
Nonelectric commercial cooking and food warming equipment		3589-11	06/82	(³)	100.0	100.0	0	(³)	(³)	(³)
Electric and microwave commercial cooking and food warming equipment		3589-16	06/82	(³)	100.0	100.0	0	(³)	(³)	(³)
Commercial food warming equipment, including hot food server units and steam tables		3589-165	06/82	(³)	100.0	100.0	0	(³)	(³)	(³)
Other commercial cooking equipment (electric)		3589-167	06/82	(³)	100.0	100.0	0	(³)	(³)	(³)
Service industry machines and parts		3589-2	06/82	(³)	100.0	100.0	0	(³)	(³)	(³)
Floor maintenance machinery, commercial and industrial		3589-23	06/82	(³)	100.0	100.0	0	(³)	(³)	(³)
Commercial carpet cleaners and shampoos		3589-237	06/82	(³)	100.0	100.0	0	(³)	(³)	(³)
Sewage purification equipment		3589-261	06/82	(³)	100.0	100.0	0	(³)	(³)	(³)
Clarifier		3589-26113	06/82	(³)	100.0	100.0	0	(³)	(³)	(³)
Pump station		3589-26116	06/82	(³)	100.0	100.0	0	(³)	(³)	(³)
Other industrial and commercial service machines		3589-292	06/82	(³)	100.0	100.0	0	(³)	(³)	(³)
Commercial and industrial vacuum cleaners		3589-3	06/82	(³)	100.0	100.0	0	(³)	(³)	(³)
Portable, including parts		3589-311	06/82	(³)	100.0	100.0	0	(³)	(³)	(³)
Miscellaneous receipts		3589-M	06/82	(³)	100.0	100.0	0	(³)	(³)	(³)
Resales		3589-289	06/82	(³)	100.0	100.0	0	(³)	(³)	(³)
Secondary products		3589-S	06/82	(³)	100.0	100.0	0	(³)	(³)	(³)
Transformers										
Primary products	3612	3612-P	06/81	106.1	107.3	107.2	-.1	.7	1.9	6.6
Distribution transformers		3612-1	06/81	106.5	107.2	107.1	-.1	.2	1.5	6.5
Liquid immersed		3612-101	06/81	109.4	111.0	111.5	.4	.8	2.4	10.5
Pole type, 500 KVA or less, single phase		3612-10111	06/81	108.1	109.4	110.2	.7	1.4	2.5	9.3
Pad mount, 500 KVA or less, single phase		3612-10112	06/81	111.7	113.0	113.3	.3	(³)	1.5	12.3
Power transformers		3612-2	06/81	107.2	107.3	106.8	-.6	-.5	-.2	6.5
Small power transformers, one and three phase		3612-201	06/81	107.1	107.5	107.5	0	.3	.3	4.5
501-2500 KVA, liquid immersed		3612-20121	06/81	(³)	(³)	110.1	(³)	(³)	(³)	(³)
Large power transformers, one and three phase, liquid immersed		3612-202	06/81	107.2	107.2	106.1	-1.0	-1.0	-.5	7.7
Fluorescent lamp ballasts		3612-3	06/81	105.8	105.8	105.9	0	.1	6.0	5.8
Uncorrected power factor type		3612-301	06/81	105.4	105.3	105.3	0	-.1	5.2	5.3
Corrected power factor type		3612-302	06/81	105.9	105.9	105.9	0	.1	6.1	5.9
Specialty and all other transformers		3612-4	06/81	101.7	102.0	101.9	0	.2	.6	1.5
Open core and coil, and all units end-bell enclosed, 250 KVA and less		3612-401	06/81	(³)	102.5	102.5	0	.6	1.9	2.2
General purpose, one and three phase		3612-404	06/81	104.5	104.7	104.5	-.2	-.1	.1	2.9
All other transformers including luminous tube and ignition, and saturable core reactors		3612-406	06/81	102.8	103.3	103.3	0	.2	1.4	3.4
Household cooking equipment and parts										
Primary products	3631	3631-P	06/81	104.4	104.1	105.1	.9	1.4	1.5	5.5
Electric, electronic, and microwave household cooking units and parts		3631-1	06/81	104.2	103.9	105.0	1.0	1.5	1.7	5.4
Free-standing electric ranges and ovens		3631-1A	06/81	103.2	103.0	104.4	1.3	1.7	1.8	5.6
Free-standing ranges under 23 inches in width		3631-111	06/81	108.8	107.7	111.0	3.0	3.8	2.8	9.9
Free-standing ranges under 23 inches in width		3631-111	06/81	(³)	(³)	102.5	(³)	(³)	(³)	(³)

See footnotes at end of table.

Table 4. Producer price indexes for the net output of selected industries and their products—Continued

Industry and product ¹	Industry code	Product code	Index base	Index			Percent change to July 1982 from —			
				Mar. 1982 ²	June 1982 ²	July 1982 ²	June 1982	Apr. 1982	Jan. 1982	July 1981
Household cooking equipment and parts—Continued										
Free-standing ranges 23 to 32 inches in width		3631-112	06/81	108.8	107.8	111.2	3.2	3.7	2.9	10.1
Low oven		3631-11201	06/81	108.8	107.8	111.2	3.2	3.7	2.9	10.1
Other than free-standing electric ranges		3631-1B	06/81	107.1	107.1	108.1	1.0	1.0	2.3	5.3
Built-in ranges		3631-121	06/81	106.1	106.1	107.5	1.3	1.3	2.7	(?)
Surface cooking tops		3631-21113	06/81	110.1	110.1	113.1	2.8	2.8	(?)	(?)
Drop-in ranges		3631-1212	06/81	109.7	109.7	109.7	0	0	1.2	(?)
Microwave cooking equipment		3631-1C	06/81	94.4	95.0	95.0	0	.6	.6	(?)
Portable microwave ovens		3631-174	06/81	94.4	95.0	95.0	0	.6	.6	(?)
Gas household units and parts		3631-3	06/81	106.5	106.1	106.8	.7	1.4	1.5	5.1
Standard type gas ranges		3631-3A	06/81	106.3	105.8	106.4	.6	1.3	1.4	4.5
Free-standing ranges		3631-312	06/81	106.5	105.8	106.5	.6	1.4	1.4	4.4
Free-standing gas ranges 32 inches and over in width		3631-31211	06/81	111.1	107.8	110.4	2.4	2.9	2.9	(?)
Free-standing gas ranges over 24 to 32 inches in width		3631-31213	06/81	105.3	104.8	105.2	.4	1.1	.9	3.8
Free-standing gas ranges 24 inches and under in width		3631-31215	06/81	(?)	(?)	111.0	(?)	(?)	(?)	(?)
Surface cooktops		3631-319	06/81	106.4	106.4	106.8	.3	.3	1.7	(?)
Nonstandard type gas ranges		3631-3B								
Slide-in or drop-in		3631-323	06/81	109.5	109.5	112.5	2.7	2.7	3.3	12.5
Outdoor cooking equipment and all other household cooking equipment except gas and electric		3631-4	06/81	105.0	105.0	105.1	0	0	1.9	5.1
Outdoor cooking equipment		3631-4A	06/81	105.0	105.0	105.0	0	0	1.8	4.9
Portable outdoor cooking units		3631-412	06/81	104.7	104.7	104.7	0	0	.7	4.7
Solid fuel consuming		3631-41211	06/81	107.0	107.0	(?)	(?)	(?)	(?)	(?)
Other fuel consuming		3631-41213	06/81	105.2	(?)	(?)	(?)	(?)	(?)	(?)
Miscellaneous receipts		3631-M	06/81	104.0	105.0	105.0	0	.9	.9	(?)
Resales		3631-Z89	06/81	104.0	105.0	105.0	0	.9	.9	(?)
Secondary products		3631-S	06/81	108.4	106.6	106.6	0	0	-2	(?)
Other secondary products		3631-SSS	06/81	107.0	104.7	104.7	0	0	-2.2	(?)
Household refrigerators and freezers	3632		12/81	103.2	104.7	105.5	.8	2.1	3.9	(?)
Primary products		3632-P	12/81	103.3	105.3	106.4	1.1	2.8	5.1	(?)
Household refrigerators, including combination refrigerator-freezers, complete units		3632-1	12/81	103.5	105.6	106.6	1.0	3.1	5.3	(?)
14.4 cubic feet and under		3632-102	12/81	(?)	(?)	108.2	(?)	(?)	(?)	(?)
19.5 cubic feet and over		3632-148	12/81	102.9	104.3	105.3	.9	2.3	4.2	(?)
Secondary products		3632-S	12/81	(?)	(?)	102.7	(?)	(?)	(?)	(?)
Household laundry equipment	3633		12/79	121.3	123.1	123.1	0	1.1	5.0	8.6
Primary products		3633-P	12/79	121.7	123.7	123.8	0	1.2	5.4	8.5
Household mechanical washing machines, dryers, and washer-dryer combinations		3633-1	12/79	119.8	122.1	121.8	-2	1.2	6.0	8.2
Washing machines, mechanical, electric		3633-1A	12/79	117.6	119.7	119.8	.1	1.8	6.1	8.0
Full and semi-automatic		3633-131	12/79	117.4	119.5	119.7	.1	1.8	6.2	8.0
Dryers, mechanical		3633-15	12/79	123.7	126.4	125.4	-8	.1	5.9	8.4
Gas		3633-151	12/79	115.9	120.8	(?)	(?)	(?)	(?)	(?)
Electric		3633-155	12/79	126.4	128.4	127.1	-1.0	.3	7.1	8.2
Other equipment and parts		3633-3								
Parts, attachments, & accessories for household laundry equipment		3633-396	12/79	136.3	136.3	138.4	1.5	1.5	1.5	10.6
Secondary products		3633-S	12/79	119.1	119.5	119.8	.2	.6	2.7	9.4
Current-carrying wiring devices	3643		12/81	103.8	105.1	105.6	.4	1.7	3.2	(?)
Primary products		3643-P	12/81	102.8	104.5	104.9	.4	1.9	2.9	(?)
Current-carrying wiring devices		3643-1	12/81	102.8	104.5	104.9	.4	1.9	2.9	(?)
Lampholders		3643-1A	12/81	107.2	108.2	109.2	1.0	1.9	2.4	(?)
Incandescent lampholders		3643-103	12/81	(?)	(?)	109.4	(?)	(?)	(?)	(?)
All other lampholders, including fluorescent		3643-117	12/81	(?)	(?)	108.6	(?)	(?)	(?)	(?)
General use flush mounted switches for switch or outlet boxes, except dimmers		3643-1C	12/81	100.0	102.0	102.0	0	2.0	2.0	(?)
AC single pole, excluding mercury switches		3643-168	12/81	(?)	(?)	104.8	(?)	(?)	(?)	(?)
All other general use switches		3643-169	12/81	(?)	(?)	100.0	(?)	(?)	(?)	(?)
Special purpose switches		3643-1D	12/81	101.1	102.1	102.1	-1	.5	1.3	(?)
Precision snap-acting switches (1/8" gap or less), excluding limit switches and dimmers		3643-136	12/81	101.1	101.1	100.9	-2	-2	.9	(?)
Dimmers and all other special purpose switches		3643-177	12/81	103.9	108.8	108.8	0	2.4	4.7	(?)
Wire connectors		3643-1E	12/81	103.1	103.3	104.6	1.2	1.5	2.9	(?)
Convenience and power outlets, excluding pin and sleeve		3643-1G	12/81	(?)	(?)	103.1	(?)	(?)	(?)	(?)
Convenience and power outlets: 2-pole, 3-wire and up (flush), nonlocking, 15 amps and under		3643-131	12/81	(?)	(?)	103.1	(?)	(?)	(?)	(?)
Convenience and power outlets, attachment plug caps, and connector bodies: pin and sleeve		3643-127	12/81	(?)	(?)	111.8	(?)	(?)	(?)	(?)
Terminal blocks		3643-197	12/81	102.5	110.0	110.0	0	(?)	(?)	(?)
All other current-carrying wiring devices		3643-198	12/81	102.8	103.2	104.9	1.6	2.8	4.7	(?)
Secondary products		3643-S	12/81	108.1	108.0	108.7	.6	1.0	4.5	(?)
All other secondary products		3643-SSS	12/81	109.1	109.0	109.7	.7	1.1	5.0	(?)
Noncurrent-carrying wiring devices	3644		12/81	98.5	99.6	99.4	-2	.4	1.1	(?)
Primary products		3644-P	12/81	98.6	98.7	98.5	-1	-8	.2	(?)
Electrical transmission line and utility pole hardware		3644-1	12/81	94.6	94.6	94.6	0	0	-1	(?)
Electrical metal conduit and conduit fittings		3644-2	12/81	99.2	98.0	97.2	-7	-2.8	-2.0	(?)
Electrical metal tubing		3644-227	12/81	(?)	94.7	94.1	-7	-3.8	-5.3	(?)
EMT fittings (couplings and connectors), all types		3644-261	12/81	(?)	(?)	114.6	(?)	(?)	(?)	(?)
All other noncurrent-carrying wiring devices		3644-3	12/81	100.3	102.7	103.5	.8	1.8	4.2	(?)
Stamped metal boxes, covers, and accessories, including stamped conduit boxes		3644-3A	12/81	98.4	102.7	104.0	1.2	2.4	5.1	(?)
Stamped metal switch and receptacle boxes		3644-331	12/81	97.3	101.5	102.5	1.0	1.6	4.4	(?)

See footnotes at end of table.

Table 4. Producer price indexes for the net output of selected industries and their products—Continued

Industry and product ¹	Industry code	Product code	Index base	Index			Percent change to July 1982 from —			
				Mar. 1982 ²	June 1982 ²	July 1982 ²	June 1982	Apr. 1982	Jan. 1982	July 1981
Noncurrent-carrying wiring devices—Continued										
Stamped metal outlet boxes		3644-332	12/81	99.5	(?)	106.0	(?)	2.2	6.2	(?)
Cast metal boxes, covers, gaskets, and accessories		3644-3B	12/81	104.7	107.1	107.1	0	2.3	7.1	(?)
All other noncurrent-carrying wiring devices, including floor boxes and covers		3644-375	12/81	103.8	103.5	103.9	.3	.1	4.2	(?)
Secondary products		3644-S	12/81	98.1	102.7	102.3	-.3	4.4	3.7	(?)
All other secondary products		3644-S55	12/81	98.3	104.1	103.7	-.4	5.7	4.7	(?)
Commercial lighting fixtures										
Primary products	3646	3646-P	06/81	104.0	107.1	106.6	-.5	1.7	4.6	7.8
Electric lighting fixtures, commercial and institutional types		3646-2	06/81	104.0	106.7	106.3	-.4	1.2	4.4	6.2
Incandescent fixtures, except portable		3646-201	06/81	103.4	105.4	105.4	0	1.9	2.4	4.7
Utilitarian and ornamental types, surface or pendant		3646-20111	06/81	106.8	110.4	110.4	0	3.3	4.7	9.8
Utilitarian and ornamental types, recessed		3646-20115	06/81	(?)	(?)	103.1	(?)	(?)	0	1.9
Other incandescent fixtures, including portable		3646-20119	06/81	101.2	105.6	105.6	0	4.4	4.9	(?)
Mercury and other high-intensity discharge fixtures		3646-202	06/81	111.1	111.7	112.4	.6	2.6	5.1	12.4
Fluorescent fixtures, except portable		3646-203	06/81	103.7	106.9	106.2	-.7	.9	5.1	6.4
Recessed air handling		3646-20351	06/81	103.6	104.8	104.8	0	(?)	1.4	(?)
Recessed non-air handling		3646-20353	06/81	101.6	(?)	107.8	(?)	(?)	7.0	8.6
Striplights		3646-20354	06/81	107.4	(?)	106.9	(?)	(?)	7.1	6.3
Plastic wraparound		3646-20356	06/81	102.7	(?)	102.1	(?)	(?)	2.0	(?)
Wall mounted		3646-20357	06/81	109.4	109.4	109.4	0	0	5.6	9.4
Surface or pendant		3646-20358	06/81	108.0	110.3	110.3	0	(?)	7.5	(?)
All other fluorescent fixtures		3646-20363	06/81	106.6	106.7	106.7	0	0	1.6	4.2
Component or renewal parts for commercial or institutional fixtures, sold separately		3646-204	06/81	104.8	104.8	104.8	0	0	9.0	4.8
Electric lighting fixtures, industrial types		3646-3								
General fixtures, except portable		3646-305	06/81	106.8	108.7	107.8	-.8	.5	1.9	7.8
Fluorescent fixtures		3646-30513	06/81	(?)	111.6	111.6	0	(?)	3.6	11.6
Mercury and other high-intensity discharge fixtures		3646-30521	06/81	102.6	103.6	(?)	(?)	(?)	(?)	(?)
Secondary products		3646-S	06/81	100.4	109.1	109.1	0	8.3	12.4	20.2
Lighting equipment, n.e.c.		3646-S	06/81	100.4	(?)	109.1	(?)	(?)	12.4	20.2
Radio and t.v.'s, phonographs, and related equipment										
Primary products	3651	3651-P	03/80	99.4	98.7	98.3	-.5	-.4	-1.4	-.3
Radios: home, car, and combination models		3651-1	03/80	100.2	99.4	98.8	-.7	-.6	-1.8	-.9
Combination models		3651-1B	03/80	91.0	90.4	90.4	0	-.6	-1.3	2.7
Table and portable radio combinations, stereo and quadraphonic		3651-1B	03/80	91.2	91.1	91.1	0	-.1	-1.5	-4.1
Automobile radios and tape players		3651-112	03/80	80.9	80.6	(?)	(?)	(?)	(?)	(?)
Tape players		3651-1C	03/80	88.5	88.5	88.5	0	.1	.1	9.3
Tlevision receivers, including combination models		3651-2	03/80	99.2	97.7	97.7	0	0	-2.1	-3.0
Console and console tv receivers		3651-2A								
Console and console tv receiver, color		3651-204	03/80	101.2	98.8	98.0	-.8	-.2	-2.7	-4.2
Table and portable		3651-21	03/80	97.2	96.6	97.3	-.7	.3	-1.3	-1.7
Color, over 10 inches through 17 inches		3651-215	03/80	95.2	(?)	95.2	(?)	0	-3.0	-3.2
Color, over 17 inches		3651-216	03/80	97.4	(?)	97.6	(?)	.2	-.9	-1.9
High fidelity components		3651-4	03/80	107.0	108.7	102.7	-5.5	-4.2	-3.5	-1.7
Phonographs, except mechanical		3651-4A	03/80	108.5	114.4	114.4	0	5.4	7.1	10.4
Electric phonograph, not coin operated, monophonic		3651-411	03/80	113.4	113.4	113.4	0	0	16.7	(?)
Consumer high fidelity components		3651-4B	03/80	107.4	107.4	98.0	-8.8	-8.8	-8.6	-7.6
Phonograph cartridges and pickups		3651-414	03/80	113.9	113.9	85.0	-25.3	-25.3	-25.3	-23.7
Consumer audio and video recorders		3651-4C								
Audio tape recorders and players, cassette		3651-437	03/80	106.0	108.0	108.0	0	0	2.1	6.3
Speakers, including public address systems		3651-5	03/80	108.6	108.6	108.8	.2	.2	-.2	3.0
Loudspeaker systems		3651-5A	03/80	104.0	104.0	104.0	0	0	-1.2	.7
Bookshelf type		3651-556	03/80	94.8	94.8	(?)	(?)	(?)	(?)	(?)
Floor standing		3651-557	03/80	112.9	(?)	(?)	(?)	(?)	(?)	(?)
Loudspeakers sold separately		3651-554	03/80	111.4	111.4	111.4	0	0	-.1	5.7
Microphones		3651-555	03/80	115.0	115.0	116.6	1.4	1.4	2.6	4.0
Public address systems		3651-594	03/80	109.3	109.3	109.3	0	0	0	1.4
Secondary products		3651-S	03/80	112.5	112.0	112.2	.2	.3	1.0	8.3
Semiconductors and related devices										
Primary products	3674	3674-P	06/81	99.6	99.3	100.5	1.2	.7	-.1	1.8
Integrated circuits		3674-1	06/81	97.4	96.5	98.2	1.8	.5	-.3	-1.6
Digital monolithic integrated circuits		3674-1A	06/81	94.2	93.7	92.5	-1.3	-3.1	-3.8	-7.5
Bipolar		3674-12	06/81	93.2	92.8	90.6	-2.4	-5.0	-5.6	-9.6
Memory		3674-121	06/81	95.2	98.6	95.6	-3.1	-3.6	-3.7	-4.4
Other		3674-12105	06/81	83.5	92.4	83.5	-9.6	-9.6	-9.6	-16.4
Logic		3674-122	06/81	88.6	(?)	(?)	(?)	(?)	(?)	(?)
TTL (transistor transistor logic)		3674-12216	06/81	100.8	101.6	101.4	-.3	-1.0	-1.1	1.4
Other logic types		3674-12226	06/81	101.3	102.6	102.3	-.2	-1.4	-1.4	2.3
MOS (metal oxide on silicon)		3674-13	06/81	100.0	(?)	(?)	(?)	(?)	(?)	(?)
Microprocessor		3674-13128	06/81	91.8	88.9	87.3	-1.8	-5.9	-7.1	-13.1
MOS, except microprocessors		3674-132	06/81	99.3	94.2	93.1	-1.2	-9.2	-7.1	-6.3
MOS memory		3674-132	06/81	90.3	87.8	86.1	-1.9	-5.2	-7.1	-14.5
Other MOS digital devices		3674-13231	06/81	83.0	79.2	77.7	-1.8	(?)	-10.7	-21.5
Amplifier		3674-13232	06/81	101.1	(?)	(?)	(?)	(?)	(?)	(?)
Interface		3674-14116	06/81	101.0	(?)	105.8	(?)	14.8	9.1	5.8
Voltage regulator or reference		3674-14219	06/81	100.0	102.5	102.5	0	2.5	(?)	2.6
Data conversion		3674-14117	06/81	93.8	(?)	(?)	(?)	(?)	(?)	(?)
Special consumer and other analog integrated circuits		3674-14218	06/81	89.3	(?)	(?)	(?)	(?)	(?)	(?)
Hybrid integrated circuits		3674-14321	06/81	94.3	(?)	(?)	(?)	(?)	(?)	(?)
Film interconnected devices		3674-111	06/81	98.1	98.1	98.1	0	-.1	.1	-2.0
Thin film		3674-1111	06/81	98.4	98.4	98.4	0	0	.1	(?)
Multi-chip type		3674-11111	06/81	96.2	96.2	96.2	0	(?)	.3	(?)
		3674-11216	06/81	96.0	(?)	(?)	(?)	(?)	(?)	(?)

See footnotes at end of table.

Table 4. Producer price indexes for the net output of selected industries and their products—Continued

Industry and product ¹	Industry code	Product code	Index base	Index			Percent change to July 1982 from —			
				Mar. 1982 ²	June 1982 ²	July 1982 ²	June 1982	Apr. 1982	Jan. 1982	July 1981
Semiconductors and related devices—Continued										
Transistors		3674-2	06/81	104.8	99.5	99.4	-0.1	-1.6	-4.9	-0.4
Signal		3674-21	06/81	97.4	94.7	94.2	-5	-3.7	-2.7	-4.9
Signal		3674-21183	06/81	97.4	(²)	(²)	(²)	(²)	(²)	(²)
Power		3674-22	06/81	111.8	104.1	104.4	.3	.3	-6.7	3.9
Regular		3674-222A	06/81	111.8	104.1	104.4	.3	.3	-6.6	3.9
10 watts and over		3674-22267	06/81	103.6	100.5	101.2	.7	.7	-2.3	.1
Diodes and rectifiers		3674-3	06/81	102.3	101.7	98.5	-3.2	-3.6	-2.7	-1.5
Signal diodes and assemblies		3674-31122	06/81	97.7	(²)	76.6	(²)	-21.5	(²)	-23.4
Zener diodes		3674-31194	06/81	106.1	(²)	(²)	(²)	(²)	(²)	(²)
Semiconductor rectifier/power diodes and assemblies		3674-32242	06/81	102.9	(²)	102.2	(²)	-3	1.7	(²)
Other semiconductor devices and parts		3674-9	06/81	98.8	98.8	109.3	10.6	10.7	10.2	10.3
Optoelectronic devices		3674-91	06/81	103.5	104.3	105.3	1.0	1.8	1.7	1.4
Light emitting diodes (LED)		3674-91282	06/81	106.1	106.1	111.1	4.7	4.7	(²)	4.7
Other optoelectronic devices		3674-91193	06/81	98.2	100.5	93.9	-6.6	-4.2	-4.7	(²)
Thyristors		3674-921	06/81	99.8	101.8	101.4	-4	0	.5	.5
Semiconductor parts and semi-finished devices		3674-925	06/81	97.8	97.4	111.7	14.7	14.5	13.7	14.0
Semi-finished dice and wafers		3674-92595	06/81	(²)	(²)	122.4	(²)	(²)	(²)	(²)
Secondary products		3674-S	06/81	105.1	104.5	104.9	.5	-1	-6.9	-6.9
Other secondary products		3674-SSS	06/81	(²)	(²)	(²)	(²)	(²)	(²)	(²)
Electronic components, n.e.c.		3679-S	06/81	124.0	124.0	(²)	(²)	(²)	(²)	(²)
Electronic capacitors	3675		06/81	98.4	97.4	97.3	-1	-7	-5	-2.8
Primary products		3675-P	06/81	98.6	97.9	97.8	-1	-5	.4	-2.3
Film dielectric capacitors		3675-123	06/81	98.0	99.7	(²)	(²)	(²)	(²)	(²)
Variable dielectric capacitors		3675-189	06/81	112.5	112.5	112.5	0	0	4.8	(²)
Tantalum slug and wire solid dry electrolytic-capacitors with metal case		3675-3	06/81	86.9	82.2	82.0	-3	2.7	-7.9	-17.3
Tantalum slug and wire metal case hermetic		3675-162	06/81	86.9	82.2	(²)	(²)	(²)	(²)	(²)
Aluminum electrolytic capacitors		3675-4	06/81	99.5	98.3	98.3	0	-1.2	-2.1	-1.7
Standard (5/8 inch diameter)		3675-173	06/81	99.5	98.9	(²)	(²)	(²)	(²)	(²)
All other aluminum electrolytic		3675-177	06/81	99.2	96.9	(²)	(²)	(²)	(²)	(²)
Ceramic dielectric capacitors		3675-5	06/81	93.9	94.0	93.8	-2	-7	-1.4	-6.2
Ceramic tubular, disc, plate, and all two terminal ceramic devices		3675-181	06/81	100.6	100.6	100.6	0	0	1.6	(²)
Ceramic monolithic leaded radial		3675-183	06/81	100.7	(²)	100.3	(²)	-4	-2.3	.3
Ceramic monolithic leaded axial		3675-184	06/81	72.5	72.7	72.7	0	0	.3	-27.2
Secondary products		3675-S	06/81	96.5	93.4	93.4	0	-1.9	-6.6	(²)
Electrical industrial apparatus, n.e.c.		3629-S	06/81	96.5	93.4	(²)	(²)	(²)	(²)	(²)
Resistors for electronic applications	3676		12/80	104.1	105.1	104.8	-3	-2	.5	1.6
Primary products		3676-P	12/80	105.0	106.3	106.2	-1	0	1.0	2.3
Fixed, nonwirewound, discrete resistors		3676-1	12/80	104.2	104.9	104.5	-3	-1.3	-9	-5
Metal film		3676-1A	12/80	102.1	105.1	103.9	-1.1	-1.7	-2.7	-5
Metal film, standard		3676-115	12/80	103.8	108.9	107.6	-1.2	-1.3	-2.9	1.6
Other nonwirewound resistors (except carbon film and carbon composition)		3676-1B	12/80	100.5	99.9	99.9	0	-3	-4	.1
Other standard		3676-121	12/80	(²)	99.9	99.9	0	-3	-4	.1
Fixed, wirewound, discrete resistors		3676-2	12/80	106.4	105.8	106.4	.6	0	-3	1.8
Precision, high temperature		3676-2B								
Standard type		3676-245	12/80	(²)	(²)	(²)	(²)	(²)	(²)	(²)
Ultraprecision		3676-2C								
Standard type		3676-251	12/80	102.5	102.3	102.5	.2	.4	.8	.4
Nonprecision, without taps		3676-231	12/80	112.1	112.1	112.9	.7	.7	.7	5.3
Variable, nonwirewound resistors		3676-3	12/80	106.4	108.7	108.5	-2	1.9	3.1	7.2
Nonwirewound trimmers		3676-3A	12/80	102.9	103.3	103.2	-1	-1.4	-7	4.2
Trimmer, single turn		3676-311	12/80	102.1	102.7	(²)	(²)	(²)	(²)	(²)
Nonprecision potentiometer, carbon or other noncermet, single turn		3676-305	12/80	106.2	108.9	109.1	.2	(²)	(²)	(²)
Variable wirewound resistors		3676-4	12/80	106.7	107.6	107.6	.0	0	.8	-1.7
Potentiometers and other variable resistors, except trimmers, single turn		3676-4A	12/80	105.6	105.6	105.6	0	0	0	1.0
Miscellaneous special type discrete resistors		3676-5	12/80	105.4	108.7	108.7	0	0	3.1	6.5
Multiturn potentiometers		3676-5A	12/80	112.2	119.7	119.7	0	0	6.7	14.4
Fixed resistor networks		3676-6	12/80	94.8	96.6	96.6	0	.6	2.1	-3.4
Thick film		3676-602	12/80	101.5	102.8	102.7	-1	1.2	4.1	2.7
Secondary products		3676-S	12/80	100.5	100.5	99.2	-1.3	-1.3	-1.3	-1.3
Electronic coils, transformers, and other inductors	3677		06/82	(²)	100.0	100.5	.5	(²)	(²)	(²)
Primary products		3677-P	06/82	(²)	100.0	100.3	.3	(²)	(²)	(²)
Audio transformers		3677-132	06/82	(²)	100.0	102.0	2.0	(²)	(²)	(²)
Plate and filament (power) transformers		3677-141	06/82	(²)	100.0	100.0	0	(²)	(²)	(²)
Television transformers and reactors		3677-171	06/82	(²)	100.0	100.0	0	(²)	(²)	(²)
Toroidal windings, except complete magnetic amplifiers		3677-191	06/82	(²)	100.0	100.0	0	(²)	(²)	(²)
Other inductors for electronic applications		3677-192	06/82	(²)	(²)	(²)	(²)	(²)	(²)	(²)
Secondary products		3677-S	06/82	(²)	100.0	101.9	1.9	(²)	(²)	(²)
Other secondary products		3677-SSS	06/82	(²)	100.0	104.6	4.6	(²)	(²)	(²)
Connectors for electronic applications	3678		12/80	104.7	105.7	105.3	-4	.6	1.1	1.7
Primary products		3678-P	12/80	103.5	103.9	103.4	-5	-2	.4	1.7
Coaxial connector (radio frequency)		3678-1								
Coaxial connector (complete, assembled)		3678-12101	12/80	105.3	105.3	105.3	0	0	0	3.2
Cylindrical connectors		3678-2	12/80	105.8	105.8	106.4	.5	.9	1.4	2.2
Heavy duty and standard		3678-225	12/80	109.8	109.8	111.7	1.8	1.6	1.6	2.6
Heavy duty and standard (complete, assembled)		3678-22501	12/80	111.0	111.0	111.0	0	0	0	(²)
Miniature		3678-229	12/80	104.0	104.0	104.0	0	.7	1.6	2.4

See footnotes at end of table.

Table 4. Producer price indexes for the net output of selected industries and their products—Continued

Industry and product ¹	Industry code	Product code	Index base	Index			Percent change to July 1982 from —			
				Mar. 1982 ²	June 1982 ²	July 1982 ²	June 1982	Apr. 1982	Jan. 1982	July 1981
Connectors for electronic applications—Continued										
Miniature (complete, assembled)		3678-22901	12/80	116.6	116.6	(^o)	(^o)	(^o)	(^o)	(^o)
Miniature (partially assembled or unassembled)		3678-22902	12/80	98.6	(^o)	98.6	(^o)	(^o)	1.0	(^o)
Subminiature		3678-231	12/80	104.8	104.8	104.8	0	0.6	.8	1.1
Subminiature (partially assembled or unassembled)		3678-23102	12/80	102.6	102.6	102.6	0	(^o)	.7	.7
Rack and panel connector (rectangular)		3678-3	12/80	105.1	107.2	107.1	0	1.8	2.4	5.3
Integral shell and similar types		3678-335	12/80	104.2	104.5	104.5	-1	-1	-3.0	1.8
Subminiature and other		3678-338	12/80	105.6	108.8	108.7	0	2.9	5.7	7.3
Subminiature and other (complete, assembled)		3678-33801	12/80	108.1	(^o)	103.7	(^o)	(^o)	2.3	3.4
Subminiature and other (partially assembled or unassembled)		3678-33802	12/80	103.9	112.1	112.1	0	7.9	7.9	(^o)
Printed circuit connector		3678-4	12/80	99.9	99.3	99.2	-1	-6	.2	-1.3
Card insertion type		3678-444								
Card insertion type (complete, assembled)		3678-44401	12/80	98.7	(^o)	98.7	(^o)	0	0	-1.4
Two-piece type		3678-447	12/80	102.2	100.6	(^o)	(^o)	(^o)	(^o)	(^o)
Two-piece type (complete, assembled)		3678-44701	12/80	(^o)	(^o)	(^o)	(^o)	(^o)	(^o)	(^o)
Two-piece type (partially assembled or unassembled)		3678-44702	12/80	101.1	(^o)	(^o)	(^o)	(^o)	(^o)	(^o)
Other special types		3678-5	12/80	102.5	102.9	100.6	-2.2	-1.9	-1.0	.6
Miscellaneous special purpose types		3678-554	12/80	99.8	100.3	100.9	.6	1.0	2.2	.2
Other special purpose types		3678-556								
Other special types (complete, assembled)		3678-55601	12/80	99.1	99.8	100.4	.6	1.3	2.7	(^o)
Secondary products		3678-S	12/80	108.2	111.4	111.4	0	3.0	3.1	1.3
Other secondary products		3678-SSS	12/80	(^o)	114.0	114.0	0	(^o)	3.4	4.9
Electronic components, n.e.c.		3679-S	12/80	91.3	91.0	(^o)	(^o)	(^o)	(^o)	(^o)
Electronic components, n.e.c.	3679		06/82	(^o)	100.0	100.1	.1	(^o)	(^o)	(^o)
Primary products		3679-P	06/82	(^o)	100.0	100.2	.2	(^o)	(^o)	(^o)
Switches, mechanical (for electronic applications)		3679-B	06/82	(^o)	100.0	100.0	0	(^o)	(^o)	(^o)
Rotary switches (excluding thumbwheel type)		3679-B07	06/82	(^o)	100.0	100.0	0	(^o)	(^o)	(^o)
Pushbutton switches		3679-B09	06/82	(^o)	100.0	100.0	0	(^o)	(^o)	(^o)
Filters, crystals, power converters and related components		3679-C	06/82	(^o)	100.0	101.7	1.7	(^o)	(^o)	(^o)
Filters and crystals		3679-C01	06/82	(^o)	100.0	100.0	0	(^o)	(^o)	(^o)
Quartz and other crystals for frequency control		3679-C0199	06/82	(^o)	100.0	100.0	0	(^o)	(^o)	(^o)
Static power converters and other pulse and frequency regulators or generators		3679-C02	06/82	(^o)	100.0	103.0	3.0	(^o)	(^o)	(^o)
Static power supply converters, regulated		3679-C0243	06/82	(^o)	100.0	104.3	4.3	(^o)	(^o)	(^o)
Printed circuits and cable assemblies		3679-H	06/82	(^o)	100.0	99.8	-2	(^o)	(^o)	(^o)
Printed circuit boards and related circuitry on passive substrates		3679-H02	06/82	(^o)	100.0	99.8	-2	(^o)	(^o)	(^o)
Single sided PC board		3679-H0201	06/82	(^o)	(^o)	(^o)	(^o)	(^o)	(^o)	(^o)
Double sided PC board		3679-H0202	06/82	(^o)	100.0	100.0	0	(^o)	(^o)	(^o)
Multilayer PC board		3679-H0203	06/82	(^o)	100.0	99.1	-9	(^o)	(^o)	(^o)
Secondary products		3679-S	06/82	(^o)	100.0	100.0	0	(^o)	(^o)	(^o)
Other secondary products		3679-SSS	06/82	(^o)	100.0	100.0	0	(^o)	(^o)	(^o)
Primary batteries, dry and wet	3692		12/80	107.7	110.7	111.0	.2	.5	7.9	8.1
Primary products		3692-P	12/80	108.9	111.5	111.8	.2	.5	7.7	9.1
Le Clanche type civilian batteries		3692-1	12/80	112.0	117.0	117.1	.1	1.3	12.4	14.9
General purpose (flashlight) cell		3692-121								
General purpose D size		3692-12112	12/80	107.3	109.1	109.2	.1	(^o)	9.2	9.2
Multiple cell batteries		3692-131	12/80	113.2	120.7	120.7	.1	1.7	12.5	17.2
Lantern battery		3692-13111	12/80	114.7	121.5	121.6	.1	(^o)	13.2	15.2
Dry cells, except Le Clanche and military		3692-2	12/80	106.1	106.3	106.9	.5	-.7	3.7	3.0
Alkaline cells		3692-212	12/80	113.1	113.4	113.4	0	0	4.9	5.5
AA size		3692-21213	12/80	111.4	112.3	112.3	0	(^o)	5.1	4.2
Other dry cell batteries, except Le Clanche and military		3692-213	12/80	75.6	75.2	78.3	4.1	-4.7	-3.6	(^o)
Secondary products		3692-S	12/80	110.2	123.6	124.4	.7	.5	13.6	13.7
Motor vehicles and passenger car bodies	3711		06/82	(^o)	100.0	100.1	.1	(^o)	(^o)	(^o)
Primary products		3711-P	06/82	(^o)	100.0	100.1	.1	(^o)	(^o)	(^o)
Passenger cars		3711-111	06/82	(^o)	100.0	100.2	.2	(^o)	(^o)	(^o)
Trucks, truck tractors and truck chassis		3711-2	06/82	(^o)	100.0	99.9	-1	(^o)	(^o)	(^o)
Trucks		3711-2A	06/82	(^o)	100.0	98.5	-5	(^o)	(^o)	(^o)
Light trucks, under 10,000 lbs. GVW		3711-211	06/82	(^o)	100.0	99.3	-.7	(^o)	(^o)	(^o)
Pickup		3711-21131	06/82	(^o)	100.0	98.9	-1.1	(^o)	(^o)	(^o)
Buses and fire department vehicles		3711-3	06/82	(^o)	100.0	100.0	0	(^o)	(^o)	(^o)
Buses		3711-3A	06/82	(^o)	100.0	100.0	0	(^o)	(^o)	(^o)
Fire department vehicles		3711-3B	06/82	(^o)	100.0	100.0	0	(^o)	(^o)	(^o)
Truck trailers	3715		12/79	112.5	113.4	113.6	.2	.6	2.0	4.6
Primary products		3715-P	12/79	111.3	112.3	112.5	.2	.6	2.3	3.8
Truck trailers and chassis (10000 lbs. per axle and over)		3715-1	12/79	110.8	111.8	112.0	.2	.6	2.3	3.9
Vans		3715-1A	12/79	109.9	110.7	110.7	0	.2	1.2	2.9
Closed top vans		3715-11	12/80	106.0	106.8	106.8	0	.2	1.2	2.9
Closed top vans, insulated, semi-insulated and refrigerated		3715-101	12/80	105.4	105.4	105.6	.2	.2	.5	(^o)
Drop-frame vans, except livestock vans		3715-106	12/80	(^o)	(^o)	(^o)	(^o)	(^o)	(^o)	(^o)
Closed top, dry freight vans, except insulated, drop-frame and livestock vans		3715-109	12/79	110.0	110.9	110.9	0	.2	1.3	2.9
Aluminum closed top, dry freight vans, except insulated, drop-frame, and livestock vans		3715-119	12/80	106.8	107.3	107.5	.2	.5	1.2	3.0
Open top vans		3715-12	12/80	105.7	106.8	106.8	0	.5	2.2	2.7
Tank trailers		3715-1B	12/79	106.9	109.2	109.6	.3	2.0	3.5	4.5
Tanks for flammable liquids, except casing head transport		3715-118	12/80	107.2	106.3	107.1	.7	-.9	1.7	(^o)
Detachable trailers, dollies and converter gear		3715-1C	12/80	104.1	104.5	104.5	0	.4	.4	3.5
Complete trailer units (10000 lbs. per axle and over), except vans and tanks		3715-1D	12/80	111.8	112.9	113.5	.5	1.0	4.3	5.5
Bulk commodity trailers, except vans		3715-133	12/79	109.2	109.7	109.8	.1	-.1	1.4	2.6

See footnotes at end of table.

Table 4. Producer price indexes for the net output of selected industries and their products—Continued

Industry and product ¹	Industry code	Product code	Index base	Index			Percent change to July 1982 from —			
				Mar. 1982 ²	June 1982 ²	July 1982 ²	June 1982	Apr. 1982	Jan. 1982	July 1981
Truck trailers—Continued										
Platform trailers		3715-137	12/79	115.6	115.9	116.6	0.6	1.9	1.8	3.6
Low-bed heavy haulers		3715-141	12/79	120.2	120.2	120.9	.8	.2	7.0	7.8
Low-bed heavy haulers 40 ton and over capacity		3715-139	12/80	113.1	113.1	114.5	1.2	.5	4.6	4.8
Dump trailers and chassis, highway type		3715143	12/79	105.1	109.5	110.9	1.2	1.2	5.6	(³)
Secondary products		3715S	12/79	124.4	124.4	124.4	0	0	0	12.0
Motor vehicle parts and accessories		3714S	12/79	119.4	119.4	119.4	0	0	0	5.2
Boat building and repairing										
Primary products	3732	3732P	12/81	101.6	102.3	102.3	0	.6	1.6	(³)
Outboard motorboats		37322	12/81	101.6	102.4	102.3	0	.6	1.7	(³)
Runabouts		373221	12/81	102.5	102.6	102.6	0	.1	1.1	(³)
13 ft. 6 in. to 15 ft. 5 in. LOA, plastic		3732214	12/81	102.3	102.4	102.4	0	.1	1.0	(³)
15 ft. 6 in. to 17 ft. 5 in. LOA, plastic		3732216	12/81	106.0	106.0	(³)	(³)	(³)	(³)	(³)
Utility		373222	12/81	103.0	(³)	(³)	(³)	(³)	(³)	(³)
Inboard motorboats, including inboard-outdrive houseboats		373222	12/81	104.0	104.0	104.0	0	0	1.9	(³)
Runabouts, all materials, non-military		37325	12/81	100.8	102.3	102.1	-.2	1.5	2.1	(³)
Cabin cruisers, non-military		3732531	12/81	99.3	99.3	99.3	0	0	-.7	(³)
Plastic, under 26 ft. LOA		373254	12/81	101.1	103.0	102.7	-.2	1.8	2.7	(³)
Plastic, 26 to 40 ft. LOA		3732546	12/81	(³)	(³)	101.8	(³)	(³)	(³)	(³)
Plastic, 40 ft. and over LOA		3732547	12/81	101.4	(³)	(³)	(³)	(³)	(³)	(³)
Inboard-outdrive boats, except houseboats		3732548	12/81	(³)	(³)	(³)	(³)	(³)	(³)	(³)
Under 20 ft. LOA		37326	12/81	101.9	101.6	101.7	.1	0	.4	(³)
20 ft. and over LOA		3732673	12/81	100.4	100.0	100.1	.1	0	-.3	(³)
All other boats		3732675	12/81	103.3	103.3	(³)	(³)	(³)	(³)	(³)
With auxiliary power		37327	12/81	102.2	103.8	103.8	0	.4	3.6	(³)
Without auxiliary power		3732714	12/81	101.9	(³)	103.0	(³)	1.0	2.9	(³)
Other boats, such as rowboats, canoes, skiffs, lifeboats, etc.		3732715	12/81	101.8	(³)	104.7	(³)	0	4.1	(³)
Aluminum		373272	12/81	103.7	103.9	103.9	0	.2	3.8	(³)
Secondary products		3732725	12/81	109.1	(³)	(³)	(³)	(³)	(³)	(³)
Ship building and repairing		3732S	12/81	101.2	101.2	101.2	0	0	1.2	(³)
All other secondary products		3731S	12/81	100.2	(³)	100.3	(³)	.1	.3	(³)
		3732SSS	12/81	(³)	(³)	(³)	(³)	(³)	(³)	(³)
Environmental controls										
Primary products	3822	3822P	12/79	126.7	125.8	126.1	.2	-1.3	1.8	8.4
Building environment comfort controls		38221	12/79	126.4	124.8	125.2	.3	-1.8	1.7	8.8
Temperature responsive building controls		3822121	12/79	131.3	128.9	129.3	.2	-2.8	1.8	10.8
Temperature responsive, non-pneumatic		382212102	12/79	127.8	122.7	123.2	.4	-5.7	1.3	11.2
Appliance temperature and related controls, automatic		38222	12/79	126.8	119.2	120.0	.6	-8.4	1.3	10.7
Temperature responsive appliance controls		3822211	12/79	111.3	112.2	112.6	.4	1.4	1.1	2.8
Other appliance regulating controls		3822215	12/79	(³)	116.0	116.0	0	0	(³)	2.0
Secondary products		3822S	12/79	(³)	(³)	(³)	(³)	(³)	(³)	(³)
			12/79	126.3	127.0	127.0	0	.2	2.1	7.3
Surgical and medical instruments and apparatus										
Primary products	3841	3841P	06/82	(³)	100.0	101.4	1.4	(³)	(³)	(³)
Surgical and medical instruments and apparatus, except furniture		38411	06/82	(³)	100.0	101.4	1.4	(³)	(³)	(³)
Surgical instr., incl. suture needle excl. eye, ear, nose & throat inst. & surg. cutlery		3841112	06/82	(³)	100.0	100.8	.8	(³)	(³)	(³)
Other surgical and medical instruments		3841189	06/82	(³)	100.0	100.0	0	(³)	(³)	(³)
All other surgical and medical instruments		3841189ns	06/82	(³)	100.0	100.0	0	(³)	(³)	(³)

¹ Industry and product class indexes may include products not shown separately.

² Data for March 1982 have been revised to reflect the availability of late reports and corrections by respondents. All data are subject to revision 4 months after original publication. Data are not seasonally adjusted.

³ Not available.

⁴ Seasonal product—No price available this month.

NOTE: Indexes in this table are calculated by a revised methodology. See "Technical Note on Data from the Producer Price Index Revision" at the back of this publication.

Table 5. Producer price indexes by durability of product

(1967 = 100)

Grouping	1981		1982		
	Annual average	July	March ¹	June ¹	July ¹
All commodities	293.4	296.2	298.0	299.4	300.6
Total durable goods	269.8	270.8	277.4	278.4	279.1
Total nondurable goods	312.4	316.8	314.2	316.0	317.7
Total manufactures	286.0	288.0	291.4	292.4	293.9
Durable	269.7	270.6	277.8	279.4	280.1
Nondurable	303.6	306.9	305.9	306.2	308.6
Total raw or slightly processed goods	330.7	337.9	329.7	333.6	333.3
Durable	271.2	271.2	250.1	225.2	225.0
Nondurable	334.0	341.8	334.5	340.6	340.2

¹ Data for March 1982 have been revised to reflect the availability of late reports and corrections by respondents. All data are subject to revision 4 months after original publication. Data are not seasonally adjusted.

Detailed Product Price Indexes in Tables 4 and 6

The Bureau of Labor Statistics is emphasizing industry-oriented price indexes by placing most newly introduced detailed product indexes in table 4, rather than in table 6, of this publication. This policy should alleviate the confusion caused by indexes for a given

product appearing in more than one table.

For further information, see "Changes in Presentation of Detailed Product Price Indexes" on page 6 of this issue.

Table 6. Producer prices and price indexes for commodity groupings and individual items

(1967 = 100 unless otherwise indicated)

Commodity	Unit	Commodity code ¹	Other index base	Index			Price
				Mar. 1982 ²	June 1982 ²	July 1982 ²	July 1982
All commodities				298.0	299.4	300.6	
Industrial commodities				311.0	310.7	313.0	
Farm products, processed foods and feeds				247.5	255.3	252.5	
Farm products		01		244.7	252.7	246.5	
Fresh and dried fruits and vegetables		011		257.3	263.8	238.4	
Fresh fruits		0111		231.6	221.1	215.4	
Citrus fruits		01		157.1	195.5	210.5	
Grapefruit, Florida	4/5 bu.	0101		166.2	197.8	(³)	(³)
Lemons	half box	0104 .01		115.0	173.7	203.9	\$20.833
Oranges, Florida	4/5 bu.	0105		213.8	(³)	(³)	(³)
Oranges, California	half box	0106 .01		155.9	192.3	197.5	14.250
Other fruits		02		264.3	231.2	216.1	
Apples, Delicious	tray ctn.	0215 .01		277.8	(³)	(³)	(³)
Apples, McIntosh	cell ctn.	0216		329.3	(³)	(³)	(³)
Bananas, 40 lb. box	box	0217 .03		266.4	252.5	206.8	5.937
Grapes	lug	0218 .02		(³)	(³)	(³)	(³)
Peaches	3/4 bu.	0219		(³)	(³)	201.8	12.000
Pears	box	0221		(³)	(³)	(³)	(³)
Strawberries	qt.	0222		216.8	223.6	216.8	1.600
Cantaloupes	crate	0223		(³)	197.5	(³)	(³)
Dried fruits		0112		388.7	387.5	385.4	
Prunes	lb.	0101 .03		258.0	246.6	246.6	.515
Raisins	lb.	0102 .03		499.4	507.2	503.3	.843
Fresh and dried vegetables		0113		257.7	278.4	237.3	
Dried vegetables		01					
Beans, dried	100 lb.	0101		511.9	511.9	420.9	37.000
Fresh vegetables, except potatoes		02		211.9	225.3	188.2	
Cabbage	50 lb.	0211		316.1	468.4	270.4	5.917
Carrots	48 lb.	0212		288.3	223.4	229.4	9.500
Celery	crate	0213		241.9	273.4	236.6	11.250
Corn, sweet	crate	0214		332.1	249.1	161.5	5.833
Lettuce	carton	0215		183.3	217.7	252.1	11.000
Onions	50 lb.	0216		281.0	298.3	220.6	6.625
Tomatoes, 25lb. ctn.		0217 .04		139.0	155.8	119.9	12.500
Snap beans	bu.	0218		291.4	282.0	129.3	6.875
Sweet potatoes		03		245.1	241.0	241.0	
New York	50 lb.	0331		233.9	239.1	239.1	11.500
Chicago	50 lb.	0332		250.9	241.3	241.3	12.500
White potatoes		04		311.2	362.0	323.8	
Western, Chicago	100 lb.	0441		361.8	396.8	414.3	17.750
Midwestern, Chicago	100 lb.	0442		310.5	469.9	(³)	(³)
Eastern, New York	100 lb.	0443		256.8	337.3	295.1	9.625
Western, New York	50 lb ctn	0444 .01		292.3	303.8	261.5	8.500
White potatoes, Western, Los Angeles	50 lbs.	0445 .01		380.4	383.5	310.8	8.375
Grains		012		220.9	225.7	212.8	
Wheat		0121		242.1	243.4	222.6	
Hard winter Ord., no. 1, Kansas City	bu.	0101		253.6	256.6	220.4	3.678
Spring, no. 1, D. N. Ord., Minneapolis	bu.	0102		227.3	227.7	224.1	4.048
Soft white, no.1, Portland, Oregon	bu.	0103		239.7	253.4	245.0	4.100
Red winter, no.2, St. Louis	bu.	0104		222.9	207.2	205.4	3.270
Other grains		0122		207.7	214.6	206.7	
Barley		01					
No. 2 feed, Minn.	bu.	0101		180.9	183.5	149.5	1.760
Corn		02					
No.2, Chicago	bu.	0205		202.6	210.7	206.7	2.685
Oats		03					
No.2, Minneapolis	bu.	0311		302.0	294.9	275.0	1.935
Rye		04					
No.2, Minneapolis	bu.	0415		313.6	335.1	300.7	3.500
Livestock		013		255.6	277.5	270.3	
Cattle		0131		255.0	272.2	260.5	
Steers		01		267.0	283.8	270.3	
Prime	100 lb.	0101 .03		311.1	325.2	310.9	70.840
Choice	100 lb.	0111 .02		267.9	284.3	270.9	67.000
Good	100 lb.	0122 .02		262.7	282.8	268.1	62.000
Cows		02		233.1	255.0	254.8	
Commercial	100 lb.	0231 .02		236.2	249.5	250.7	43.250
Cutter and canner	100 lb.	0241 .02		228.0	252.6	252.0	39.375
Calves		03		170.9	197.2	189.1	

See footnotes at end of table.

Table 6. Producer prices and price indexes for commodity groupings and individual items—Continued

(1967 = 100 unless otherwise indicated)

Commodity	Unit	Commodity code ¹	Other index base	Index			Price
				Mar. 1982 ²	June 1982 ²	July 1982 ²	July 1982
Cattle—Continued		0131					
Calves, Choice, Lancaster at stockyards	100 lbs.	0351 .01		131.9	130.6	114.7	\$90.000
Choice, South St. Paul	100 lb.	0353 .01		210.0	264.4	264.4	85.000
Hogs		0132		228.6	263.7	272.8	
Barrows and gilts		01		229.9	265.2	274.0	
200-240 lb.	100 lb.	0161 .04		232.1	277.6	287.6	60.615
Barrows and gilts 270-300 lb.	100 lb.	0171 .04		(³)	229.3	233.9	58.400
Sows		02					
Sows 350-400 lb	100 lb.	0281 .02		226.4	261.4	274.4	52.300
Lambs		0133					
Choice	100 lb.	0191 .01		262.6	279.4	261.5	58.500
Live poultry		014		197.7	207.2	212.5	
Chickens		0141					
Broilers and fryers		02		201.0	211.7	213.9	
Turkeys		0142		160.7	164.6	179.3	
Hens	lb.	0181		197.8	207.4	215.6	.393
Toms	lb.	0185		204.4	(³)	233.6	.400
Plant and animal fibers		015		199.5	203.1	220.8	
Raw cotton		0151					
Gr 41, staple 34-10 spot mkt. avg.	lb.	0101 .04		202.0	206.8	226.8	.659
Domestic apparel wool		0152		182.2	167.1	167.1	
64's, staple 2 3/4 in. and up	lb.	0101		201.3	197.2	197.2	2.400
62's, staple 3 in. and up	lb.	0106		188.4	184.2	184.2	2.225
60's, staple 3 in. and up	lb.	0107		(³)	145.0	145.0	1.750
58's, staple 3 1/4 in. and up	lb.	0108		(³)	140.2	140.2	1.500
54's, staple 3 1/2 in. and up	lb.	0111		(³)	126.0	126.0	1.300
Foreign wool		0153		244.2	238.6	232.8	
Apparel wool		01		201.3	210.1	198.0	
Australian 64's type 62	lb.	0101 .01		212.5	221.7	208.9	2.930
Carpet wool		02		311.9	290.1	290.6	
Plant fibers, except cotton		0155		233.4	235.9	238.1	
Hard fibers		01		303.7	308.6	312.8	
Abaca, manila fiber, grade 1	275 lb. bl.	0101 .01		264.9	274.0	274.0	60.500
Soft (bast) fibers		02					
Jute, raw, bang tossa C	lb.	0231 .01		175.9	175.9	175.9	.290
Fluid milk		016		282.5	278.9	279.0	
Milk eligible for fluid use		0161		269.6	265.9	266.3	
Milk, fluid use	100 lbs	0102 .02	06/73	207.7	204.9	205.2	13.282
Milk, manufacturing grade		0162		317.3	314.3	313.1	
Milk, manufacturing grade	100 lbs	0101 .02	06/73	228.4	226.3	225.4	12.247
Eggs		017		204.0	159.3	171.7	
Eggs, large		0171					
	doz.	0105	12/71	178.3	139.3	150.1	.670
Hay, hayseeds and oilseeds		018		213.7	219.3	220.0	
Hay		0181		217.6	193.4	205.5	
Alfalfa	ton	0101		214.4	190.6	202.5	42.500
Hayseeds		0182		204.8	198.5	199.6	
Alfalfa hayseeds	100 lb.	0101 .02		180.5	173.2	174.5	87.333
Clover	100 lb.	0111 .01		286.7	291.1	290.4	99.750
Oilseeds		0183		214.1	225.4	224.0	
Flaxseed	bu.	0101		237.8	226.8	220.5	7.000
Peanuts	lb.	0111 .01		230.1	244.8	247.5	.463
Cottonseed	ton	0121		(³)	(³)	(³)	(³)
Soybeans	bu.	0131 .01		219.3	231.6	229.7	6.310
Other farm products		019		273.0	271.8	265.5	
Green coffee, cocoa beans, and tea		0191		310.8	308.9	310.5	
Green coffee		01		309.9	319.6	319.6	
Santos, no. 4	lb.	0101 .01		287.3	306.3	306.3	1.450
Colombian, Manizales	lb.	0111		350.4	343.3	343.3	1.460
Ambriz, two bb	lb.	0113 .01		316.4	328.2	328.2	1.110

See footnotes at end of table.

Table 6. Producer prices and price indexes for commodity groupings and individual items—Continued

(1967 = 100 unless otherwise indicated)

Commodity	Unit	Commodity code ¹	Other index base	Index			Price
				Mar. 1982 ²	June 1982 ²	July 1982 ²	July 1982
Green coffee, cocoa beans, and tea—Continued							
Mexican, washed	lb.	0191 0115		356.1	356.1	356.1	\$1.420
Cocoa beans		02		356.7	275.7	288.1	
Accra	lb.	0221		353.9	277.6	288.0	.830
Bahia	lb.	0222		360.0	271.9	287.2	.750
Tea		03					
Black	lb.	0331 .02		199.3	199.7	202.2	1.010
Leaf tobacco							
Leaf tobacco	100 lb.	0192 0101		267.2	266.5	253.1	
Nuts							
Pecans (in shell)	lb.	0193 0101		(³)	(³)	(³)	(³)
Processed foods and feeds							
Cereal and bakery products							
Cereal and bakery products		02		248.1	255.8	254.8	
Bakery products							
Bakery products		021		253.3	253.3	253.6	
Bakery products							
White pan bread		0211 01		273.9	275.0	276.0	
White pan bread, northeast		0106 .99	12/68	263.3	263.9	265.4	
White pan bread, north central		0107 .99	12/68	252.0	(³)	252.6	
White pan bread, south		0108 .99	12/68	259.5	260.1	260.2	
White pan bread, west		0109 .99	12/68	239.1	239.0	242.2	
Other bread		04	12/80	275.5	278.4	280.2	
White hearth bread		0401 .99	12/80	108.6	109.2	110.5	
Dark wheat bread		0402 .99	12/80	105.6	107.9	108.2	
Rye bread		0403 .99	12/80	110.5	109.5	113.0	
Other variety bread		0404 .99	12/80	109.8	110.9	111.5	
Bread type rolls		05	12/80	108.2	108.5	108.5	
Hamburger and weiner rolls		0501 .99	12/80	108.0	108.1	108.4	
English muffins		0503 .99	12/80	108.2	107.1	107.4	
Other bread type rolls		0504 .99	12/80	112.0	111.6	111.6	
Bread stuffing, croutons, and bread crumbs		06		108.4	112.8	113.2	
Bread stuffing, croutons, and bread crumbs		0601 .99	12/80	102.8	104.4	104.4	
Sweet yeast goods		07	12/80	108.0	108.9	109.2	
Yeast raised doughnuts		0701 .99	12/80	109.2	108.8	109.8	
Other sweet yeast goods		0702 .99	12/80	107.7	108.6	109.0	
Soft cakes		08	12/80	105.1	104.8	105.5	
Snack cakes		0801 .99	12/80	105.2	(³)	105.7	
Other soft cakes		0802 .99	12/80	105.0	102.6	105.0	
Pies		09	12/80	106.5	106.5	106.5	
Snack pies		0901 .99	12/80	106.7	106.7	106.7	
Cake type doughnuts		12					
Cake type doughnuts		1201 .99	12/80	107.2	107.2	107.2	
Cookies and crackers		21		309.0	311.9	311.9	
Cookies	lb.	2101 .03		334.4	321.8	321.8	5.482
Crackers	lb.	2102 .01		246.0	298.5	298.5	.830
Flour and flour base mixes							
Flour		0212 01		203.3	201.9	201.2	
Standard patents, Buffalo	100 lb.	0101		188.0	184.3	183.0	
95 pct. patents, Kansas City	100 lb.	0102 .01		192.8	186.2	188.0	12.357
Standard patents, Minneapolis	100 lb.	0103		191.5	(³)	(³)	(³)
Soft red winter wheat flour	100 lbs.	0109 .01	12/73	175.3	171.4	172.0	10.538
Standard patents, Portland, Oregon	100 lb.	0111 .01		77.0	74.8	74.0	9.917
Flour base mixes and doughs		02		166.2	167.2	163.6	10.277
Flour base cake mix	lb.	0215 .04		239.7	243.4	243.8	
Milled rice		0213		(³)	230.6	230.6	
Rice, no.2, medium grain	lb.	0101		183.6	180.3	177.6	
Rice, no.2, long grain	lb.	0102		188.3	191.2	188.3	.160
Other cereals							
Other cereals		0214		176.2	168.8	166.4	.170
Rolled oats	case/24	0102 .01		285.9	284.6	284.6	
Corn meal, white	lb.	0103 .03	12/72	340.6	340.6	340.6	
Macaroni	lb.	0104 .03		241.7	234.4	234.4	.326
Meats, poultry, and fish							
Meats		022		250.0	271.1	266.1	
Meats							
Meats		0221		241.8	266.4	260.9	
Beef and veal		01		250.1	267.4	253.7	
USDA prime beef carcasses		0101 .99		250.4	(³)	(³)	
USDA choice beef carcasses		0102 .99		264.5	285.8	267.8	
USDA utility beef carcasses		0104 .99		225.9	239.0	221.1	
USDA good beef carcasses		0106 .99		(³)	267.4	258.2	
Other USDA graded and ungraded beef carcasses		0108 .99	12/80	99.9	107.9	101.2	
Primal and fabricated beef cuts		0111 .99	12/80	99.4	104.5	101.8	
Boneless beef including hamburger		0113 .99	12/80	90.7	92.1	90.7	
Variety meats (edible organs)		0115 .99	12/80	90.3	89.1	84.9	
Pork		04		222.6	257.0	264.3	

See footnotes at end of table.

Table 6. Producer prices and price indexes for commodity groupings and individual items—Continued

(1967 = 100 unless otherwise indicated)

Commodity	Unit	Commodity code ¹	Other index base	Index			Price
				Mar. 1982 ²	June 1982 ²	July 1982 ²	July 1982
Meats—Continued							
Slab bacon		0221 0419 .99	12/80	103.8	121.7	127.7	
Sliced bacon		0421 .99		246.4	280.3	285.4	
Hams		0423 .99		282.4	299.4	299.6	
Boston butts		0425 .99	12/70	238.0	316.7	337.5	
Pork loins		0431 .99		198.5	240.6	251.4	
Other meats		05		252.7	278.4	275.0	
Frankfurters, skinless, all meat		0563 .99		250.1	281.5	272.9	
Bologna, all meat		0585 .99		246.0	270.6	271.1	
Fresh pork sausage, roll, artificial casing		0587 .99		(?)	(?)	316.4	
Canned luncheon meat, 12 oz. can	case/24	0589 .08		272.5	274.8	274.8	
Processed poultry							
Young chicken		0222 03		178.6	185.7	188.1	
Whole broilers, wet ice, grade A, bulk		0316 .99	12/69	163.7	169.8	171.8	
Other wet ice pack bulk broilers		0317 .99	12/81	108.4	112.0	112.0	
Tray pack broilers		0319 .99	12/81	106.2	110.2	(?)	
Frozen broilers		0321 .99	12/81	109.7	109.9	115.9	
Mature chicken: hens/towls		05	12/81	97.2	96.7	96.7	
Turkeys		06		173.8	183.4	187.8	
Whole young hens, grade A, frozen		0602 .99		161.0	167.2	171.0	
Whole young toms, grade A frozen		0603 .99		180.4	193.8	203.4	
Other young turkey		0604 .99	12/81	113.0	119.5	120.8	
Further processed poultry/small game		08	12/81	100.7	102.9	104.0	
Turkey, cooked or smoked		0804 .99	12/81	100.8	(?)	107.3	
Chicken, cooked or smoked		0805 .99	12/81	100.7	101.3	(?)	
Fresh and processed fish							
Unprocessed fin fish							
Haddock	100 lb.	01		416.1	423.7	413.2	
Halibut	lb.	0101		488.4	465.6	469.6	\$60.000
Salmon	lb.	0102		642.3	745.1	385.4	1.750
Yellow pike	lb.	0103 .01		471.5	423.2	423.2	2.300
		0107		507.9	484.8	530.9	(?)
Fresh processed fish							
Haddock fillets	lb.	02		422.3	426.5	397.5	
Shrimp	lb.	0211		615.1	657.2	420.6	2.000
Oysters	gal.	0212		(?)	(?)	(?)	(?)
		0213		276.4	269.8	269.8	20.500
Frozen processed fish							
Cod fillets	lb.	03		431.6	463.9	443.8	
Flounder fillets	lb.	0314	12/73	134.9	(?)	(?)	(?)
Ocean perch fillets	lb.	0315		390.3	409.2	409.2	1.625
Shrimp	lb.	0317		(?)	387.1	387.1	1.100
Frozen fish blocks	lb.	0318		545.6	592.6	540.9	5.750
Frozen fish sticks	lb.	0321 .01		476.4	476.4	467.8	1.080
Frozen fish portions	lb.	0322 .05		303.4	317.0	317.0	
		0323 .03		365.6	367.0	367.0	1.330
Canned fish							
Salmon, no. 1 tall can	case/48	04		367.1	367.1	367.1	
Tuna, 6 1/2 oz. can	case/48	0425		(?)	(?)	(?)	(?)
Sardines, Maine, 3 1/4 oz. can	case/100	0426		353.4	(?)	(?)	(?)
		0427		363.3	363.3	363.3	42.000
Dairy products							
Fresh processed milk							
North Eastern Region	1/2 gal.	023 0109 .02	04/74	248.0	248.7	248.8	
North Central Region	1/2 gal.	0231 0111 .02	04/74	197.1	197.8	198.1	
Southern Region	1/2 gal.	0110 .02	04/74	145.7	146.2	146.2	
Western Region	1/2 gal.	0111 .02	04/74	(?)	143.5	143.5	
		0115 .01	04/74	162.0	162.0	162.9	
		0115 .01	04/74	170.1	170.7	170.7	
Butter							
Grade A and AA, New York	lb.	0232 0111 .01		227.6	225.8	225.9	
Grade A and AA, Chicago	lb.	0112		232.5	229.2	229.2	1.763
Grade A and AA, San Francisco	lb.	0113		221.6	221.0	221.3	1.478
		0113		225.1	225.1	225.1	1.795
Natural and processed cheese							
Natural cheese, except cottage cheese							
American-type cheese		0233 02	06/81	312.5	313.0	313.2	
Italian-type cheese		0211 .99	06/81	101.1	101.2	101.1	
Swiss cheese		0221 .99	06/81	100.9	100.9	100.8	
Other natural cheese, except cottage		0231 .99	06/81	100.8	101.4	101.2	
		0251 .99	06/81	100.4	100.4	100.4	
Processed cheese and related products		03	06/81	(?)	101.5	101.5	
Processed cheese		0311 .99	12/72	101.4	101.7	101.9	
Cheese food		0313 .99	06/81	218.4	(?)	218.8	
Cheese spread		0315 .99	06/81	104.7	105.9	106.2	
				104.3	105.7	105.8	
Ice cream							
Bulk	gal.	0234 0131 .08		232.0	235.7	235.1	
Pre-packaged, half gallons	gal.	0132 .06		219.9	221.0	221.0	4.125
				237.6	242.5	241.7	4.204
Concentrated milk products							
Milk, evaporated, whole, 14 1/2 oz. can	case/48	0235 0141		411.2	409.8	409.8	22.020
Milk, nonfat, dry	lb.	0171		312.0	312.0	312.0	.951
				464.0	461.5	461.5	

See footnotes at end of table.

Table 6. Producer prices and price indexes for commodity groupings and individual items—Continued

(1967=100 unless otherwise indicated)

Commodity	Unit	Commodity code ¹	Other index base	Index			Price
				Mar. 1982 ²	June 1982 ²	July 1982 ²	July 1982
Processed fruits and vegetables		024		275.9	275.4	275.9	
Canned fruits and juices		0241		285.0	287.1	285.1	
Canned fruits		01		253.4	255.3	252.9	
Applesauce		0101 .99		258.9	252.4	253.0	
Apples		0102 .99	06/81	101.6	101.6	(³)	
Fruits for salads		0122 .99	06/81	97.9	91.2	90.9	
Fruit pie fillings		0123 .99	06/81	107.4	96.7	98.9	
Olives		0125 .99	06/81	129.2	130.1	(³)	
Peaches		0126 .99		286.4	299.1	307.4	
Pears		0131 .99		199.9	(³)	205.7	
Canned fruit juices		02		334.9	337.3	335.9	
Pineapple juice		0251 .99		486.5	497.3	(³)	
Grapefruit juice		0253 .99		301.6	301.6	301.6	
Apple juice		0255 .99		351.6	364.9	356.5	
Other whole fruit juices and mixtures		0259 .99	06/81	104.2	104.2	103.4	
Frozen fruits, juices and ades		0242		316.7	302.3	302.7	
Frozen fruits		02	06/81	104.9	104.8	104.8	
Frozen blueberries		0206 .99	06/81	103.0	102.0	102.0	
Frozen juices and ades		03	06/81	98.6	92.9	93.1	
Frozen orange juice		0301 .99		334.5	309.5	309.4	
Frozen lemonade		0302 .99	06/81	(³)	92.0	92.8	
Frozen grape juice		0303 .99	06/81	(³)	106.0	108.3	
Grapefruit juice		0304 .99	06/81	(³)	90.0	89.3	
Other frozen fruit and berry juice, concentrate		0311 .99	06/81	99.7	100.6	100.6	
Citrus pulp		0321 .99	06/81	83.1	84.4	84.2	
Dried and dehydrated fruits		0243		410.0	407.2	407.2	
Prunes, 1 lb. pkg.	case/24	0101 .03	12/67	281.7	281.7	281.7	\$18.408
Raisins, 15 oz. pkg.	case/24	0102 .02	12/67	452.4	448.0	448.0	24.623
Canned vegetables and juices		0244		242.5	244.5	245.5	
Beets		0103 .99	06/81	102.8	112.3	113.7	
Carrots		0104 .99	06/81	97.6	97.1	(³)	
Sweet corn whole kernal		0107 .99		208.4	214.0	217.1	
Fresh lima beans		0109 .99	06/81	105.3	105.3	101.8	
Green peas		0111 .99		193.7	199.6	200.4	
Beans, green and wax		0117 .99		197.7	187.1	190.4	
Spinach		0123 .99	06/81	120.4	115.9	111.5	
Vegetable combinations		0125 .99	06/81	107.4	103.0	107.5	
Tomatoes		0126 .99		232.3	240.0	239.9	
Tomato paste		0128 .99	06/81	(³)	123.0	123.0	
Tomato pulp and puree		0131 .99	06/81	116.6	118.8	118.8	
Tomato sauce		0133 .99		250.2	258.4	258.8	
Catsup		0137 .99		282.4	280.6	(³)	
Tomato juice		0141 .99		280.4	283.2	285.0	
Mushrooms		0144 .99	12/67	189.4	180.2	177.6	
White potatoes		0146 .99	06/81	114.8	120.7	120.0	
Frozen vegetables		0245		277.1	279.9	281.0	
Frozen green peas		0101 .99		304.1	310.2	310.2	
Frozen green beans		0103 .99	06/81	105.7	108.0	110.6	
Frozen broccoli		0104 .99	06/81	100.0	101.3	101.3	
Frozen Brussels sprouts		0105 .99	06/81	111.6	115.7	115.7	
Frozen French fried potatoes		0108 .99		282.3	281.9	280.7	
Other frozen potato products		0109 .99	06/81	108.4	107.4	107.9	
Frozen cauliflower		0111 .99	06/81	(³)	(³)	110.3	
Frozen spinach		0112 .99	06/81	100.1	101.1	103.0	
Frozen succotash		0113 .99	06/81	112.0	112.6	111.8	
Other frozen combinations		0115 .99	06/81	108.2	(³)	110.2	
Frozen carrots		0116 .99	06/81	109.1	114.2	112.6	
Frozen sweet cut corn, yellow		0117 .99	06/81	121.6	(³)	124.7	
Frozen sweet cob corn, yellow		0118 .99	06/81	116.4	119.2	119.2	
Other frozen vegetables		0121 .99	06/81	106.3	106.0	107.6	
Dried and dehydrated vegetables		0246		191.0	181.8	189.8	.571
Potatoes, instant mashed	lb.	0101 .09	12/67				
Sugar and confectionery		025		255.0	269.5	276.1	
Raw cane sugar		0252		232.3	285.9	314.5	
Raw cane sugar		0101 .99					
Refined sugar		0253		152.9	161.7	165.2	
Granulated sugar		03	12/77	(³)	100.0	102.7	
Consumer units and individual services		0301 .99	06/82	(³)	100.0	102.5	
Commercial units and bulk		0302 .99	06/82	(³)	100.0	102.8	
Liquid sugar or sugar syrup		06	06/82	(³)	100.0	101.1	
Confectionery materials		0254	12/77	156.5	153.7	153.5	

See footnotes at end of table.

Table 6. Producer prices and price indexes for commodity groupings and individual items—Continued

(1967 = 100 unless otherwise indicated)

Commodity	Unit	Commodity code ¹	Other index base	Index			Price
				Mar. 1982 ²	June 1982 ²	July 1982 ²	July 1982
Confectionery materials—Continued							
Honey, extracted	lb.	0101 .01		306.6	305.2	299.7	
Chocolate coating, milk	lb.	0102 .05		270.0	253.3	253.3	
Corn syrup	100 lb.	0103 .01		252.5	252.5	252.5	\$11.843
Confectionery end products							
Candy bars		0255	12/77	119.4	119.4	118.6	
Solid chocolate bars	lb.	01	12/77	114.7	114.7	113.8	
Chocolate coated bars	lb.	0101 .02		257.4	257.4	252.3	
Chocolate coated bars	lb.	0102 .08		221.4	(?)	(?)	
Chewing gum		02					
Chewing gum	case	0201		321.7	321.7	321.7	183.399
Beverages and beverage materials							
Alcoholic beverages							
Malt beverages		0261		195.7	198.0	197.8	
Bottled beer		01		190.5	194.0	193.7	
Canned beer		0101 .99		192.8	194.6	194.3	
Barrels and kegs		0103 .99		184.6	189.0	188.5	
Other malt beverages		0105 .99	06/82	(?)	100.0	100.0	
Other malt beverages		0107 .99	06/82	(?)	100.0	99.7	
Distilled spirits		02		181.6	181.0	181.0	
Whiskey, straight bourbon, fifth	case/12	0211 .03		160.3	160.3	160.3	
Whiskey, spirit blend, fifth	case/12	0212 .07		208.7	208.7	208.7	
Wine		03		251.0	255.3	255.3	
Still table, fifth	case/12	0321 .03		252.7	259.4	259.4	
Still dessert, fifth	case/12	0322 .04		264.9	264.4	264.4	
Soft drinks							
Cola, excluding diet cola		0262		318.9	318.3	319.4	
Cola, bottled, excluding diet cola		01		326.3	323.8	325.6	
Cola, cans, excluding diet cola		0106 .99		327.5	331.1	331.6	
Cola, bulk, excluding diet cola		0121 .99	06/81	103.8	96.8	98.6	
Other carbonated drinks		0131 .99	06/81	100.7	102.6	(?)	
Carbonated orange soda		05	06/81	105.7	106.3	106.4	
Lemon, lime and lemon-lime		0502 .99	06/81	103.9	102.9	103.1	
Root beer and sarsaparilla		0503 .99	12/68	260.6	260.7	261.9	
Ginger ale		0504 .99	06/81	103.3	105.0	105.7	
Carbonated grape soda		0505 .99		292.3	293.6	296.3	
Other carbonated nondiet soda		0506 .99	06/81	102.1	102.1	102.1	
Diet cola		0509 .99	06/81	106.5	108.2	107.3	
Other carbonated diet soda		0511 .99	06/81	106.5	106.0	107.3	
Noncarbonated soft drinks		0519 .99	06/81	107.4	109.4	109.7	
Other noncarbonated fruit drinks and ades		06	06/81	105.8	105.1	104.9	
Other noncarbonated fruit drinks and ades		0609 .99	06/81	108.5	107.4	107.2	
Packaged beverage materials							
Coffee (whole bean, ground, & instant)		0263		325.8	323.2	322.5	
Ground roasted coffee		01		340.4	357.0	336.1	
Soluble (instant) coffee		0101 .99		355.3	347.7	347.2	
Cocoa		0103 .99		297.6	301.5	300.4	
Powdered, sweetened, lb. pkg	lb.	02					
Tea	lb.	0206 .03		348.1	348.1	348.1	1.224
Bags	lb.	03		207.9	207.9	207.9	
Loose	lb.	0311 .03		207.9	207.9	207.9	4.561
	lb.	0312 .10		222.0	222.0	222.0	3.301
Other beverage materials							
Malt	34 lb.	0264		267.1	259.8	259.8	4.869
Flavoring syrup (fountain)	gal.	0101 .01		208.3	198.4	198.4	
Kola syrup, for use by bottlers	gal.	0103 .04		179.6	179.6	180.4	
		0105 .07	12/68				
Fats and oils							
Animal fats and oils							
Lard commercial sizes (over 3 lbs)		027		213.7	222.0	221.4	
		0271		297.7	324.9	316.3	
		0103 .99	12/80	99.5	109.1	104.3	
Crude vegetable oils							
Soybean oil, crude, not degummed		0272		158.1	168.1	168.0	
Soybean oil, crude, degummed		0101 .99		171.0	187.0	186.9	
Cottonseed oil	lb.	0105 .99	06/80	87.9	92.5	94.1	
Peanut oil	lb.	0111 .01		106.7	117.9	117.9	.210
Corn oil	lb.	0121 .01		181.9	214.2	202.1	.250
Coconut oil	lb.	0131 .01		220.5	207.3	202.9	.230
	lb.	0141 .02		195.4	187.9	184.1	.245
Shortening and cooking oils							
Shortening, consumer sizes		0274		233.2	236.8	238.9	
Shortening, 100% vegetable, commercial sizes		0102 .99	12/81	98.9	100.3	100.1	
Margarine		0106 .99		207.2	211.6	(?)	
Salad and cooking oils		0121 .99		232.1	238.3	239.3	
All other fully refined oils		0133 .99	12/81	97.1	98.1	(?)	
		0165 .99	12/81	98.3	99.7	100.4	
Miscellaneous processed foods							
		028		249.5	248.6	248.0	

See footnotes at end of table.

Table 6. Producer prices and price indexes for commodity groupings and individual items—Continued

(1967 = 100 unless otherwise indicated)

Commodity	Unit	Commodity code ¹	Other index base	Index			Price
				Mar. 1982 ²	June 1982 ²	July 1982 ²	July 1982
Jams, jellies, and preserves		0281		299.2	307.1	300.5	
Strawberry jams and preserves		0101 .99		298.3	299.6	299.6	
Other jams and preserves		0103 .99	06/81	103.9	111.6	105.0	
Grape jellies		0111 .99		293.5	293.5	289.8	
Other jellies		0117 .99	06/81	127.8	127.8	128.3	
Pickles and pickle products		0282		300.4	300.6	301.1	
Dill or sour pickles		0101 .99		289.7	291.4	292.2	
Sweet pickles		0103 .99	06/81	107.3	107.3	107.3	
Other finished pickle products		0104 .99	06/81	104.5	104.3	104.7	
Unfinished pickle products		0105 .99	06/81	(³)	104.2	104.2	
Processed eggs		0283		182.7	181.2	180.8	
Frozen or liquid whole eggs		0101 .99		158.8	161.1	166.0	
Dried whole eggs		0102 .99		177.7	155.7	155.5	
Frozen or liquid egg yolks		0107 .99	12/81	94.6	(³)	86.3	
Specialties		0284		238.4	238.2	239.8	
Pork and beans, no. 300 can	doz.	0151 .03		312.8	305.9	312.8	\$4.137
Spaghetti no. 300 can	doz.	0153 .02		229.5	229.5	229.5	2.750
Other frozen processed foods		0285		240.6	242.4	242.4	
Frozen beef pie	lb.	0102	12/75	181.3	183.2	183.2	
Meat sauces		0286		106.0	106.1	107.8	
Meat sauces		01	06/81	106.0	106.1	107.8	
Prepared mustard		0101 .99	06/81	101.1	101.3	106.5	
Other miscellaneous processed foods		0289		243.4	240.2	238.7	
Salad dressings		0101 .99	06/81	(³)	102.2	(³)	
Mayonnaise		0103 .99		221.2	224.0	223.7	
Other spoon-type dressings		0105 .99	06/81	100.0	100.0	100.0	
French dressing		0108 .99	06/81	98.8	99.1	98.8	
Other pourable-type dressings		0113 .99	06/81	101.4	101.4	101.5	
Pepper, whole, black	lb.	0131		195.4	179.8	174.6	.670
Peanut butter, 12 oz. jar	doz.	0141 .03		292.3	292.3	292.3	
Prepared animal feeds		029		211.4	216.4	214.6	
Grain by-product feeds		0291		193.8	213.9	199.7	
Bran	ton	0101		147.1	197.0	168.5	71.000
Middlings	ton	0111		139.5	188.3	160.4	69.000
Gluten feed, corn	ton	0121		231.7	231.7	237.9	115.000
Vegetable cake and meal feeds		0292		243.1	252.1	248.9	
Cottonseed meal	ton	0101		180.4	201.7	211.6	161.250
Soybean meal		0111 .99		246.9	254.6	250.2	
Formula feeds		0293		202.6	204.7	204.6	
Broiler feed, complete		0101 .99		194.6	198.5	198.6	
Egg layer feed		0103 .99		212.7	215.0	212.9	
Starter-grower feed, complete		0105 .99	12/80	75.2	76.9	76.8	
Turkey feed, complete		0107 .99	12/80	82.5	84.3	82.7	
Dairy feed		0121 .99		198.2	198.9	199.1	
Beef cattle feed		0131 .99		190.8	190.7	191.0	
Swine feed		0141 .99		203.0	206.2	207.7	
Horse & mule feed		0151 .99	12/80	98.5	99.7	99.9	
Miscellaneous feedstuffs		0294		195.7	198.7	198.3	
Other than pet food		03	12/79	92.2	92.9	92.3	
Meat meal		0301		228.7	234.3	234.3	210.000
Dry tankage		0303 .02		220.1	228.6	222.5	230.000
Fish meal		0305		280.6	251.2	225.1	310.830
Grain, ground, rolled		0307 .99	12/80	75.1	72.8	72.7	
Mineral mixture		0309 .99	12/80	106.0	107.1	106.7	
Sugar beet pulp, all forms		0313 .99	06/82	(³)	100.0	112.4	
Textile products and apparel		03		205.0	204.5	204.1	
Synthetic fibers		031	12/75	161.3	163.8	162.4	
Unprocessed filament yarns		0315	12/75	164.3	166.9	167.4	
Non-cellulosic		02		172.5	175.7	176.4	
Nylon textile yarn, selected deniers		0214 .99	06/81	103.1	105.2	105.1	
Staple, tow, and fiberfill		0318	06/81	101.0	102.5	99.8	
Cellulosic		01					
Viscose		0101	12/75	167.0	165.7	165.0	.869
Non-cellulosic		02	06/81	100.9	102.8	99.7	
Nylon and aramid		0201 .99	06/81	(³)	109.6	108.2	
Acrylic and modacrylic		0202 .99	06/81	93.1	101.4	92.7	

See footnotes at end of table.

Table 6. Producer prices and price indexes for commodity groupings and individual items—Continued

(1967 = 100 unless otherwise indicated)

Commodity	Unit	Commodity code ¹	Other index base	Index			Price
				Mar. 1982 ²	June 1982 ²	July 1982 ²	July 1982
Staple, tow, and fiberfill—Continued							
Polyester		0318					
Polyester		0203 .99	06/81	100.3	99.3	99.0	
Other non-cellulosic staple, tow, and fiberfill		0211 .99	06/81	101.9	103.9	104.1	
Processed yarns and threads							
Yarns		032	12/75	140.5	139.4	139.2	
Cotton		0326	12/75	138.6	137.4	137.2	
Cotton yarn, combed knitting, 30's	lb.	01		242.8	240.1	240.2	
Cotton yarn, carded weaving, 20/2's	lb.	0101 .05		217.0	215.4	214.7	\$1.894
Cotton yarn, carded knitting, 20's	lb.	0103 .02		269.9	266.4	267.4	1.730
Cotton yarn, carded knitting, 20's	lb.	0105 .03		268.9	265.4	265.8	1.520
Wool		02					
Wool knitting yarn, 2/20's	lb.	0221 .01	12/75	192.3	181.9	181.4	3.773
Synthetic		03	12/75	134.1	133.4	133.2	
Textured nylon yarn, 70 denier	lb.	0331 .01	12/75	164.1	158.1	158.2	2.860
Nylon filament yarn, 1300 denier	lb.	0332 .01	12/75	163.1	163.1	163.1	2.073
Spun nylon yarn 15-18	lb.	0333	12/75	137.0	136.4	136.4	1.812
Nylon bcf yarn, 1300 denier	lb.	0334 .02	12/76	140.7	137.7	137.0	1.542
Polyester/cotton, 18's	lb.	0345	12/75	135.4	135.4	134.9	1.673
Spun acrylic, 6 denier	lb.	0351 .04	12/75	151.1	149.3	148.4	2.642
Spun viscose rayon, 1.5 denier	lb.	0361 .01	12/75	159.0	158.6	158.6	1.607
Threads							
Cotton		0327	12/75	163.0	162.8	162.8	
Cotton thread, industrial use	cone	01		286.4	286.4	286.4	
Cotton thread, industrial use	cone	0101	12/75	170.7	170.7	170.7	5.610
Synthetic		03	12/75	146.1	145.6	145.6	
Polyester thread, industrial use	cone	0322	12/75	155.1	154.6	154.6	5.924
Corespun thread, industrial use	cone	0331	12/75	152.2	151.6	151.6	7.217
Gray fabrics							
Broadwovens		033	12/75	146.6	145.8	144.8	
Cotton		0337	12/75	146.4	145.4	144.4	
Plain printcloth		01		155.0	154.3	151.8	
Sheeting		0101 .99	12/75	161.3	156.9	150.5	
Osnaburg		0103 .99	12/75	(?)	(?)	141.3	
Cotton duck & allied fabrics		0105 .99	06/76	(?)	127.5	127.4	
Drill		0109 .99	06/76	160.0	161.1	144.9	
Sateen		0111 .99	12/75	(?)	152.9	153.0	
Corduroy		0113 .99	12/75	117.5	116.4	112.5	
All other gray cotton fabrics		0117 .99	12/80	79.9	84.0	84.2	
Synthetic		0119 .99	12/80	114.2	113.6	(?)	
100% filament nylon taffeta		03	12/75	144.6	143.6	143.4	
100% spun polyester/cotton bed sheeting		0341 .99	12/75	134.4	134.4	(?)	
100% spun polyester/cotton broadcloth		0353 .99	06/81	104.5	104.5	104.5	
100% spun polyester/cotton twill		0359 .99	06/81	95.4	(?)	97.1	
100% spun polyester/cotton plain print cloth		0361 .99	06/81	97.6	(?)	(?)	
100% spun polyester/cotton, other weaves		0363 .99	12/75	150.1	(?)	(?)	
100% spun polyester/cotton, other weaves		0367 .99	06/81	102.2	(?)	(?)	
100% spun polyester/nylon fabric		0369 .99	06/81	104.2	101.0	99.8	
Speciality fabric		0371 .99	06/81	91.7	91.2	89.4	
Other		04		130.4	125.3	125.5	
Burlap	yd.	0461 .01		90.1	90.7	90.3	23.200
Knits							
Circular knits, except hosiery		0338	12/75	150.4	152.3	152.2	
Circular knits, except hosiery		03	06/81	102.9	102.7	103.1	
Circular knits, except hosiery		0301 .99	06/81	102.9	102.7	103.1	
Finished fabrics							
Broadwovens		034	12/75	125.6	124.0	123.8	
Cotton		0342	12/75	139.6	139.0	137.9	
Corduroy	yd.	01		148.8	150.1	147.6	
Denim, over 10 oz.	yd.	0101 .02	12/75	129.3	133.8	133.8	2.213
Canton flannel	yd.	0106 .02	12/75	130.5	126.7	124.1	
Wool		0109 .01		235.6	(?)	(?)	
Women's wool/nylon sportswear fabric	yd.	02		188.5	185.2	185.2	
Men's wool outer jacketing	yd.	0221 .03	12/75	161.3	160.5	160.5	5.795
Synthetic	yd.	0232 .02	06/76	154.5	149.2	149.2	6.990
Velvet domestic upholstery fabric	yd.	03	12/75	125.2	124.0	123.4	
Velvet domestic upholstery fabric	yd.	0361 .02	06/76	143.1	(?)	143.1	7.286
Knits							
Circular knit outerwear fabric		0343	12/75	110.2	107.2	107.8	
100% spun yarn single knits		04	06/81	100.5	96.3	97.3	
100% filament yarn interlock or eightlock dbl. knits		0403 .99	06/81	100.4	99.0	98.8	
Other circular knit fabric		0409 .99	06/81	104.7	103.5	99.5	
Underwear and nightwear fabric		05	06/81	97.4	97.3	96.7	
Warp knit outerwear fabric		0501 .99	06/81	100.0	100.0	98.0	
Warp knit underwear and nightwear fabric		06	06/81	100.5	96.8	97.2	
Chiefly nylon tricot, simplex, & milanese fabrics		07	06/81	99.0	98.7	98.7	
Chiefly nylon tricot, simplex, & milanese fabrics		0703 .99		164.6	(?)	164.1	
Apparel & other fabricated textile prods							
Apparel & other fabricated textile prods		038	12/77	131.0	131.0	130.9	

See footnotes at end of table.

Table 6. Producer prices and price indexes for commodity groupings and individual items—Continued

(1967 = 100 unless otherwise indicated)

Commodity	Unit	Commodity code ¹	Other index base	Index			Price
				Mar. 1982 ²	June 1982 ²	July 1982 ²	July 1982
Apparel		0381		193.4	193.0	193.1	
Women's		01		172.3	170.7	170.8	
Women's unit priced dresses		0113 .99	12/77	123.6	124.2	125.0	
Skirts	per unit	0122 .12	12/77	118.7	(³)	117.1	
Cut and sewn blouses and shirts	per unit	0152 .04	12/77	129.2	127.5	127.5	
Sweaters	per unit	0155 .17		163.4	163.4	165.6	
Untrimmed coats and capes	per unit	0163 .10		162.1	166.0	166.0	
Pantyhose	per unit	0172 .08	12/71	101.0	101.0	101.0	
Stockings		0173 .05	12/77	125.1	(³)	(³)	
Brassieres		0174 .99		214.9	215.0	214.8	
Girdles, corsets, combinations & accessories		0175 .99		173.3	172.3	172.2	
Panties		0176 .99	12/77	143.4	144.2	144.2	
Slips, half slips, and petticoats		0177 .99	12/77	142.7	142.7	142.7	
Nightwear		0178 .99		148.7	156.2	156.2	
Robes, dressing gowns, etc.	per unit	0179 .10	12/77	122.4	(³)	120.9	
Men's and boys'		02		217.7	220.2	220.5	
Men's reg. wt. bus. suit, cotton or cotton blend		0205 .99	12/80	111.7	110.6	110.6	
Men's reg. wt. business suit, other fabrics		0206 .99	12/80	105.6	(³)	(³)	
Men's trousers, except uniform, chiefly wool		0211 .99	12/81	100.0	100.9	101.0	
Men's trousers, except uniform, chiefly cotton		0213 .99	12/81	103.2	107.9	106.9	
Men's trousers, except uniform, other fabrics		0215 .99	12/81	100.0	104.0	104.3	
Men's denim jeans and jean cut casual slacks		0217 .99	12/81	100.1	100.1	98.6	
Men's corduroy jean and jean cut casual slacks		0218 .99	12/81	(³)	100.0	98.6	
Men's washable service apparel		0221 .99	12/81	99.1	99.2	100.3	
Men's one-piece work suits		0222 .99	12/81	98.3	98.6	98.6	
Men's work pants		0225 .99		231.9	231.5	231.5	
Men's dungarees and overalls		0227 .99	12/77	144.4	145.3	145.3	
Men's dress and business suits		0233 .08	12/77	132.3	132.1	132.4	
Men's knit pullover golf apparel		0239 .07	12/77	132.7	131.0	(³)	
Men's bus. type sport coat, wool or wool blend		0254 .99	12/80	(³)	(³)	115.9	
Men's business type sport coat, other fabrics		0256 .99	12/80	106.3	(³)	(³)	
Men's light weight outer coat		0263 .01	12/77	140.6	140.6	140.6	
Men's socks		0272 .02	12/77	140.5	141.6	141.6	
Men's and boy's knit undershirts		0274 .99		255.2	259.2	259.2	
Men's and boy's knit shorts and briefs		0275 .99	12/77	134.7	137.5	138.7	
Men's and boys' thermal underwear and union suits		0277 .99	06/82	(³)	100.0	100.0	
Men's and boys' nightwear		0278 .15		228.0	228.0	228.0	
Men's and boys' ties		0282 .09	12/73	123.2	127.4	127.4	
Hats and caps	per unit	0285 .02	12/77	133.4	133.4	133.4	
Men's and boys' work gloves and mittens		0287 .04		294.5	292.9	292.9	
Boy's sport shirts		0288 .03	12/77	139.7	141.7	141.7	
Boys' suits		0289 .99	12/80	(³)	(³)	112.1	
Boys' dress and sport trousers		0292 .99	12/81	(³)	101.0	101.0	
Boys' denim jeans and jean-cut casual slacks		0293 .99	12/81	100.0	100.0	100.0	
Boys' jeans & jean-cut casual slacks, other fabrics		0294 .99	12/81	100.0	98.9	98.9	
Boys' work clothing, except jeans and work shirts		0295 .99	12/81	100.0	100.0	100.0	
Girls', children's and infants'		03		197.2	194.1	193.2	
Children's dresses	per unit	0334 .06	12/77	118.5	116.9	115.3	
Knee socks		0364 .02	12/77	136.7	137.4	137.4	
Underwear		0368 .99	06/82	(³)	100.0	100.0	
Nightwear		0369 .99	06/82	(³)	100.0	100.4	
Textile housefurnishings		0382		241.4	244.4	243.0	
Bed clothes		01	12/77	138.2	138.5	136.5	
Bedspreads and bedsets	per unit	0102 .10		243.7	247.4	247.4	
Flat sheets, except crib size	per unit	0132 .01	12/77	136.6	136.2	132.8	
Fitted sheets, except crib size	per unit	0133 .02	12/77	142.6	142.4	141.3	
Pillowcases	per unit	0152 .04	12/77	138.9	137.2	137.2	
Bath & kitchen products		02	12/77	148.7	142.5	141.7	
Shower and bath curtains	per unit	0232 .05	12/69	208.2	210.1	210.1	
Window and furniture accessories		04	12/77	129.6	139.3	140.6	
Draperies	per unit	0432 .07	12/69	167.5	182.7	184.7	
Fabricated products, n.e.c.		0383	12/77	135.1	134.5	134.5	
Camping equipment		02					
Camping tents	per unit	0212 .03	12/77	134.7	131.5	131.5	
Industrial products		03	12/77	135.1	134.9	134.9	
Cordage, twine and rope	per unit	0322 .06		259.4	259.4	259.4	
Tarpaulins	per unit	0332	12/77	167.7	163.8	163.8	
Industrial and institutional towels	per unit	0342 .02	12/77	137.6	137.6	137.2	
Hides, skins, leather, and related products		04		260.6	262.7	261.3	
Hides and skins		041					
Cattle hides		0411		358.9	362.1	347.9	
Packer, branded cow		0102 .99		304.7	302.9	296.2	
Packer, native steer, heavy		0111 .99		325.8	336.9	342.1	
Packer, butt brander		0114 .99	12/80	89.5	96.4	(³)	
Other cattle hides		0116 .99	12/80	94.7	(³)	88.1	

See footnotes at end of table.

Table 6. Producer prices and price indexes for commodity groupings and individual items—Continued

(1967 = 100 unless otherwise indicated)

Commodity	Unit	Commodity code ¹	Other index base	Index			Price
				Mar. 1982 ²	June 1982 ²	July 1982 ²	July 1982
Leather		042		313.3	306.7	307.4	
Finished cattlehide and kipside leather		0421		312.2	310.6	312.2	
Sole leather		01		310.8	313.0	309.6	
Light bends		0101 .01		(³)	(³)	(³)	
Upper leather, including patent		02		295.3	292.5	295.8	
Dress and casual shoe		0201 .99	06/81	96.4	95.2	96.6	
Other upper leather		0202 .99	06/81	99.8	100.2	99.6	
Other grains		03	06/81	103.1	104.1	104.7	
Bag, case, and strap leather		0301 .99	06/81	95.9	(³)	102.0	
Garment leather		0302 .99	06/81	99.7	100.9	100.9	
Finished splits		04	06/81	85.3	81.6	79.4	
Finished splits		0401 .99	06/81	85.3	81.6	79.4	
Finished sheep and lamb leather		0423		349.2	348.6	348.6	
Garment leather		0103 .99	12/69	389.2	(³)	388.5	
Rough, crust, and wet blue		0425					
Rough, crust, and wet blue		01	06/81	89.6	66.2	63.6	
Rough, crust, and wet blue		0101 .99	06/81	89.6	66.2	63.6	
Footwear		043		239.8	243.8	241.7	
Men's footwear		0431		281.9	285.3	278.1	
Men's leather upper footwear		01		283.0	286.2	278.5	
Dress and casual shoes		0113 .99	12/80	104.0	106.0	101.1	
Boots		0115 .99	12/80	113.1	112.2	112.0	
Work shoes or boots		0117 .99	12/80	109.7	110.4	110.5	
Other leather upper footwear		0119 .99	12/80	109.2	107.0	107.0	
Men's non-leather upper footwear		03					
Men's non-leather upper footwear		0301 .99	12/80	101.8	103.5	103.5	
Women's footwear		0432		211.3	216.5	217.8	
Women's leather upper footwear		01		207.7	209.4	211.4	
Dress shoes		0101 .99	12/80	102.0	99.9	100.3	
Casual shoes		0103 .99	12/80	96.9	96.5	98.4	
Sandals		0105 .99	12/80	(³)	99.0	(³)	
Boots		0107 .99	12/80	90.3	91.3	91.3	
Other leather upper footwear		0109 .99	12/80	109.6	109.6	110.4	
Women's plastic upper footwear		03		12/80	94.7	98.5	98.5
Dress shoes		0301 .99	12/80	(³)	104.1	(³)	
Casual shoes		0303 .99	12/80	99.4	103.7	103.7	
Sandals		0305 .99	12/80	59.5	(³)	(³)	
Children's footwear (size 8 1/2 - 12)		0433		205.5	206.1	206.1	
Children's leather upper footwear		0141 .99	06/80	110.2	110.5	110.5	
Children's non-leather upper footwear		0143 .99	06/80	(³)	104.0	104.0	
Misses' footwear (size 12 1/2 - 2 1/2)		0434		06/80	99.8	99.8	
Misses' leather upper footwear		0147 .99	06/80	98.4	98.4	98.4	
Youths', boys' ftwear. (size 12 1/2-6)		0435		06/80	108.5	111.5	111.5
Youths' and boys' leather upper footwear		0153 .99	06/80	109.9	111.0	111.0	
Infants', babies' ftwear. (size 1-8)		0436		06/80	109.5	109.8	109.8
Infants' and babies' leather upper footwear		0159 .99	06/80	106.3	106.8	106.8	
Infants' and babies' non-leather upper footwear		0161 .99	06/80	112.7	112.7	112.7	
Athletic footwear		0437		06/80	102.5	102.5	102.6
Athletic footwear designed for sports		0165 .99	06/80	112.4	(³)	112.5	
Other footwear		0438					
Other footwear		0169 .99	06/80	105.2	105.5	105.5	
Other leather and related products		044		248.1	250.5	252.0	
Luggage and small leather goods		0441		198.5	201.9	203.7	
Week-end case, women's, nonleather	ea.	0111 .10		(³)	(³)	242.4	\$41,300
Attache case, non-leather	ea.	0122 .05	12/67	188.3	207.8	207.8	19,353
Women's & children's handbags & purses		0128 .99	06/82	(³)	100.0	100.1	
Other personal leather goods		0132 .99	06/82	(³)	100.0	100.9	
Gloves		0442					
Men's dress leather gloves	doz.	0101 .05		341.0	341.0	341.0	159,112
Industrial leather		0443		371.4	371.4	371.4	
Footwear cut stock		0444		378.5	375.3	375.3	
Cut soles, men's	pr.	0101 .04		450.8	442.8	(³)	(³)
Fuels and related products and power		05		689.7	677.4	701.8	

See footnotes at end of table.

Table 6. Producer prices and price indexes for commodity groupings and individual items—Continued

(1967 = 100 unless otherwise indicated)

Commodity	Unit	Commodity code ¹	Other index base	Index			Price
				Mar. 1982 ²	June 1982 ²	July 1982 ²	July 1982
Coal		051		529.6	534.1	538.6	
Anthracite		0511		645.5	637.5	637.5	
Chestnut		0101 .99		552.4	574.9	574.9	
Buckwheat no. 1		0103 .99		(?)	715.7	715.7	
Buckwheat no. 2		0104 .99	06/80	(?)	150.4	150.4	
Buckwheat no. 4		0106 .99	06/80	128.4	125.7	125.7	
Buckwheat no. 5		0107 .99	06/80	108.6	108.6	108.6	
Stove		0109 .99	06/80	140.8	140.8	140.8	
Pea		0111 .99	06/80	(?)	148.5	148.5	
Bituminous coal		0512		525.0	529.9	534.5	
Industrial sizes, spot & prepared		02		444.9	428.5	438.9	
Steam electric utility		0209 .99	12/73	141.1	(?)	136.6	
Metallurgical, high volatile		0212 .99		767.8	(?)	767.8	
Industrial sizes, contract (prepared)		03	06/76	148.2	150.6	151.7	
Steam electric utility		0301 .99	06/76	182.5	185.8	187.3	
Manufacturing		0302 .99	06/76	130.2	130.4	133.3	
Metallurgical, high volatile		0303 .99	06/76	107.4	107.5	107.1	
Metallurgical, low volatile		0304 .99	06/76	113.8	116.5	116.9	
Export		0321 .99	06/82	(?)	100.0	100.0	
Unprepared bituminous coal and lignite		04					
Unprepared bituminous coal and lignite		0402 .99	12/81	107.2	107.6	108.2	
Coke oven products		052		467.5	462.7	463.9	
Coke		0522		(?)	(?)	467.4	
Other coke oven products		0199 .99	06/82	(?)	100.0	99.6	
Gas fuels		053		990.5	1,029.7	1,055.4	
Natural gas ⁴		0531		1,251.0	1336.2	1367.7	
Interstate	mcf	0102 .02		389.9	421.2	436.6	\$2.798
Intrastate	mcf	0103 .03		203.5	216.8	215.8	3.092
Imported	mcf	0104 .01		264.0	260.8	262.6	4.954
Liquefied petroleum gas		0532		583.9	546.4	583.0	
Propane	gal.	0104 .02	06/77	155.9	144.4	148.6	.348
Butane	gal.	0105 .03	06/77	217.4	263.0	267.2	.603
Ethane	gal.	0106	06/77	152.2	114.9	120.9	.174
Electric power		054		403.7	406.6	416.9	
Commercial power, 40 kw demand		0542		336.9	341.4	350.3	
New England	10,000 kwh	1101 .02	12/70	335.4	328.0	354.8	992.498
Mid-Atlantic	10,000 kwh	1204 .01	12/70	322.3	365.0	357.6	1,157.908
East North Central	10,000 kwh	1307 .04	12/70	294.2	301.0	328.0	874.551
West North Central	10,000 kwh	1411 .01	12/70	238.9	248.6	266.2	686.847
South Atlantic	10,000 kwh	1514 .01	12/70	277.3	283.0	284.4	673.899
East South Central	10,000 kwh	1617 .01	12/70	340.6	341.1	343.1	663.399
West South Central	10,000 kwh	1721 .01	12/70	305.6	316.2	332.7	708.350
Mountain	10,000 kwh	1824 .01	12/70	272.4	271.1	273.3	601.443
Pacific	10,000 kwh	1927 .01	12/70	408.5	351.0	348.7	689.169
Industrial power, 500 kw demand		0543		472.1	472.9	484.7	
New England	200000 kwh	1101 .02	12/70	462.4	445.0	486.9	14,006.607
Mid-Atlantic	200000 kwh	1204 .01	12/70	477.9	495.7	489.9	13,247.929
East North Central	200000 kwh	1307 .04	12/70	355.4	364.7	386.3	11,743.629
West North Central	200000 kwh	1411 .01	12/70	294.1	326.2	352.2	9,935.821
South Atlantic	200000 kwh	1514 .01	12/70	398.5	405.4	413.7	9,424.201
East South Central	200000 kwh	1617 .01	12/70	427.7	424.7	423.2	9,795.498
West South Central	200000 kwh	1721 .01	12/70	449.9	448.5	477.8	10,805.133
Mountain	200000 kwh	1824 .01	12/70	376.2	380.7	383.0	8,449.015
Pacific	200000 kwh	1927 .01	12/70	666.4	589.8	582.4	11,369.630
Crude petroleum (domestic production)		0561		744.8	718.5	718.7	
Petroleum products, refined		057		770.6	738.5	777.1	
Gasoline ^{4 5}		0571		678.9	636.5	686.2	
Regular		02	02/73	621.1	582.7	629.8	
Dealer tank-wagon to retail outlets	gal.	0201 .06	02/73	564.7	522.6	566.0	1.001
Sales to jobbers	gal.	0202 .07	02/73	710.4	675.5	730.2	.981
Commercial consumers	gal.	0203 .07	02/73	653.4	619.5	665.2	1.002
Premium		03	02/73	562.3	527.6	565.7	
Dealer tank-wagon to retail outlets	gal.	0301 .06	02/73	526.5	491.2	525.9	1.101
Sales to jobbers	gal.	0302 .07	02/73	647.8	608.2	655.1	1.069
Commercial consumers	gal.	0303 .08	02/73	628.3	616.2	656.5	1.105
Unleaded gasoline		04	06/77	240.8	225.1	242.1	
Dealer tank-wagon to retail outlets	gal.	0401	06/77	236.7	219.2	234.6	1.054

See footnotes at end of table.

Table 6. Producer prices and price indexes for commodity groupings and individual items—Continued

(1967 = 100 unless otherwise indicated)

Commodity	Unit	Commodity code ¹	Other index base	Index			Price
				Mar. 1982 ²	June 1982 ²	July 1982 ²	July 1982
Gasoline—Continued		0571					
Sales to jobbers	gal.	0402	06/77	245.4	231.5	250.3	\$1.025
Commercial consumers	gal.	0403	06/77	243.0	229.1	246.3	1.034
Light distillates ^{4 5}		0572		1027.9	973.1	983.3	
Kerosene to resellers	gal.	0201 .07	02/73	807.3	773.5	810.8	1.030
Commercial jet fuel, kerosene base	gal.	0301 .07	02/73	866.1	817.5	818.1	.959
Middle distillates ^{4 5}		0573		1029.3	971.6	1020.8	
Fuel oil no. 2 to resellers	gal.	0201 .07	02/73	833.2	798.4	841.1	.974
Diesel to commercial consumers	gal.	0301 .06	02/73	823.1	759.6	794.8	.949
Residual fuels ^{4 5}		0574		1163.0	1227.2	1246.9	
Containing 0.3% or less sulfur		0401	12/80	112.9	127.7	128.0	1.142
Containing 0.31 to 1.0% sulfur		0501	12/80	100.2	100.1	100.4	.659
Containing more than 1% sulfur		0601	12/80	94.8	101.1	104.2	.623
Lubricating oil materials		0575		888.1	888.1	888.1	
Bright stock	gal.	0111 .04	12/73	494.6	494.6	494.6	
Neutral stock	gal.	0112 .02	12/73	485.5	485.5	485.5	
Pale oil	gal.	0113 .03	12/74	327.9	327.9	327.9	
Finished lubricants		0576		349.7	352.3	350.9	
Automotive oil		01		345.4	348.9	345.7	
Automotive motor oil, retail		0101		293.3	299.8	294.0	
Automotive motor oil, commercial		0103 .99	12/80	107.7	107.9	107.7	
Other automotive oil, commercial		0104 .99	12/80	107.8	(?)	107.8	
Industrial oil		02	12/80	110.2	110.6	111.0	
Industrial oils	gal.	0201	12/73	362.4	364.2	365.8	
Process oil		0202 .99	12/80	107.4	107.4	107.4	
Metalworking oil		0203 .99	12/80	108.5	108.3	108.3	
Lubricating grease		03	12/80	106.5	106.9	106.6	
Petroleum grease		0301 .99	12/73	230.6	232.3	231.2	
Petroleum wax		0577		536.4	536.4	536.4	
Chemicals and allied products		06		294.6	293.5	291.6	
Industrial chemicals		061		361.4	352.9	349.7	
Basic inorganic chemicals ⁶		0613					
Alkalies and chlorine		01	12/73	310.7	317.8	313.8	
Chlorine liquid	ton	0101 .99	12/73	325.9	340.1	320.5	
Sodium carbonate (soda ash)		0103 .06	12/73	217.3	223.1	220.0	
Sodium hydroxide, liquid (caustic soda)		0104 .99	12/73	314.0	344.5	342.9	
Chlorine gas		0106 .99	12/80	414.2	429.0	389.2	
Other inorganic chemicals		02	12/73	96.1	90.1	89.5	
Aluminum hydroxide (alumina trihydrate)	lb.	0203 .04	12/74	307.8	312.4	313.8	
Aluminum oxide (alumina calcined)	ton	0204 .04	12/74	222.0	221.7	221.7	
Aluminum sulfate	ton	0205 .03	12/73	212.2	(?)	214.4	
Calcium carbide	ton	0211 .04	12/74	323.3	332.1	332.5	
Calcium oxide, (lime)	ton	0213 .02	12/73	209.9	209.9	209.9	
Calcium phosphate, dibasic	ton	0214 .04	12/75	301.9	306.1	305.2	
Hydrochloric acid	ton	0221 .04	12/73	201.6	214.5	214.6	
Hydrofluoric acid	ton	0222 .04	12/73	206.3	200.0	200.0	
Hydrogen peroxide	lb.	0223 .03	12/73	288.9	273.9	285.7	
Nitric acid 42 degrees be	ton	0241 .04	12/73	158.0	152.5	153.1	
Sodium chlorate	ton	0242 .04	12/73	217.4	187.1	190.3	
Sodium metasilicate	ton	0262 .04	12/73	286.0	287.8	284.8	
Sodium silicates	lb.	0264 .04	12/74	268.6	294.3	293.7	
Sodium tripolyphosphate	ton	0265 .02	12/73	302.9	312.7	311.8	
Sulfuric acid (contact), 66 be	ton	0267 .02	12/73	(?)	425.9	426.3	
		0281 .05	12/73	261.6	270.3	274.4	
Basic organic chemicals ⁶		0614					
Primary		01	12/73	385.9	369.1	366.3	
Benzene	gal.	0101 .11	12/73	573.5	535.6	517.7	
1,3 Butadiene	lb.	0109 .05	12/73	427.8	417.6	417.6	
Ethylene	lb.	0121 .04	12/73	502.8	(?)	429.8	
Propylene, chemical	gal.	0131 .03	12/73	646.1	500.3	514.5	
Propylene, polymer	gal.	0132 .04	12/73	904.5	874.0	831.7	
Toluene	gal.	0141 .06	12/73	719.7	709.9	698.9	
Intermediate		02	12/73	478.7	472.1	468.9	
Acrylonitrile	lb.	0201 .02	12/74	420.4	408.3	412.7	
Cyclohexane	gal.	0212 .01	12/73	185.8	173.5	176.9	
Ethylene oxide	lb.	0221 .03	12/73	510.8	510.8	510.8	
Formaldehyde	lb.	0231 .06	12/73	494.3	471.3	470.2	
Phenol, synthetic	lb.	0241 .06	12/73	375.9	396.1	400.8	
Phthalic anhydride	lb.	0246 .03	12/73	367.0	361.7	361.5	
Styrene, monomer	lb.	0251 .08	12/73	(?)	(?)	(?)	
Toluene 2,4 + 2,6 diisocyanate	lb.	0261 .06	12/73	490.1	454.4	442.3	
Vinyl acetate, monomer	lb.	0271	12/73	289.6	271.9	267.0	
				348.7	334.4	325.0	

See footnotes at end of table.

Table 6. Producer prices and price indexes for commodity groupings and individual items—Continued

(1967 = 100 unless otherwise indicated)

Commodity	Unit	Commodity code ¹	Other index base	Index			Price
				Mar. 1982 ²	June 1982 ²	July 1982 ²	July 1982
Basic organic chemicals—Continued							
Vinyl chloride, monomer	lb.	0614 0272 .07	12/73	346.3	368.6	387.3	
Other basic organics		03	12/73	323.1	310.0	308.2	
Acetic acid	lb.	0301 .03	12/73	(?)	274.0	273.7	
Acetone	lb.	0302 .05	12/73	514.4	511.3	504.5	
Adipic acid	lb.	0303 .07	12/73	(?)	(?)	211.6	
1-Butanol (butyl alcohol)	lb.	0311 .02	12/73	345.5	340.5	348.2	
Carbon disulfide	lb.	0321 .03	12/73	297.5	299.6	300.9	
Carbon tetrachloride	ton	0324 .03	12/73	248.5	240.8	240.1	
Chlorodifluoromethane	lb.	0326 .05	12/73	288.3	278.2	280.7	
Dichlorodifluoro methane	lb.	0331 .04	12/73	272.2	273.9	267.8	
Diethylene glycol	lb.	0333 .03	12/73	302.9	281.4	262.5	
Disodecyl phthalate	lb.	0335 .03	12/73	325.3	(?)	311.9	
Ethanol (ethyl alcohol)	gal.	0341 .04	12/73	349.6	338.7	341.1	
Ethyl acrylate, monomer	lb.	0343 .01	12/75	(?)	188.4	189.2	
Ethylene dichloride	lb.	0345 .08	12/73	294.6	355.5	332.2	
Ethylene glycol, polyester	lb.	0347 .07	12/73	384.0	345.5	354.4	
Ethylene glycol, technical	lb.	0349 .02	12/73	327.3	289.6	300.9	
Isopropanol (isopropyl alcohol)	gal.	0356 .01	12/73	426.3	430.4	418.2	
Maleic anhydride	lb.	0361 .04	12/74	122.5	104.9	(?)	
Methanol (methyl alcohol)	gal.	0363 .05	12/73	(?)	418.5	401.5	
Methylchloroform	lb.	0365 .03	12/73	292.7	276.6	275.8	
Methyl ethyl ketone (MEK)	lb.	0366	12/73	403.3	(?)	363.8	
Methyl isobutyl ketone (MIBK)	lb.	0367 .01	12/73	357.6	371.2	372.3	
Perchloroethylene	lb.	0371 .04	12/73	252.8	253.0	246.1	
Trichloroethylene	lb.	0381 .06	12/73	290.3	302.1	279.3	
Trichlorofluoro methane	lb.	0382 .05	12/73	308.1	307.4	302.7	
Paint and paint materials							
Prepared paint							
Paint, inside, latex	gal.	0621 0101 .02		258.9	265.1	265.1	
Varnish, floor	gal.	0111 .10		225.8	232.0	232.0	\$10.384
Enamel	gal.	0121 .07		242.6	(?)	(?)	(?)
Paint, inside, oil	gal.	0121 .07		259.8	264.1	264.1	14.739
Paint, outside	gal.	0131 .06		284.5	286.0	286.0	12.572
Paint, porch and deck	gal.	0141 .09		278.8	(?)	(?)	(?)
Paint, roof and barn	gal.	0151 .07		272.6	277.9	277.9	13.639
	gal.	0161 .08		302.7	302.7	302.7	
Paint materials							
Paint resins		0622 01		306.8	304.2	304.3	
Methyl methacrylate	lb.	0104	06/76	146.0	146.6	147.0	
Soya bean oil	lb.	0105	06/76	159.6	159.6	163.2	
N-butyl-acrylate	lb.	0112	06/76	107.9	114.5	115.2	
Epoxy, unmodified	lb.	0114 .01	06/76	(?)	163.4	164.1	
Melamine-formaldehyde resin	lb.	0118 .01	06/76	168.7	172.3	176.1	
Linseed oil, alkali refined	lb.	0118 .01	06/76	159.4	159.4	163.8	
Talc	lb.	0136		218.6	213.9	215.2	
Tall oil	lb.	0139 .03		106.4	106.4	106.4	
Ethyl acrylate, monomer	lb.	0151	06/76	(?)	186.4	186.3	
Phthalic anhydride	lb.	0171 .01		(?)	(?)	283.9	
Pentaerythritol	lb.	0181 .01		271.2	(?)	269.6	
Nitrocellulose	lb.	0191 .02		308.0	318.8	318.8	
Polyvinyl acetate	lb.	0192 .03		201.1	200.9	200.9	
Paint pigments							
Calcium carbonate	ton	02 0202 .01	06/76	160.4	158.4	159.3	
Yellow iron oxide	lb.	0205		243.4	243.4	248.5	
Kaolin clay	ton	0207	06/76	384.4	384.4	384.4	
Talc	ton	0208		149.6	(?)	151.7	
Titanium dioxide	lb.	0209 .01		209.8	211.8	211.8	
Zinc oxide	lb.	0211 .04		272.9	272.9	275.3	
Zinc dust	lb.	0214 .01	06/76	317.1	293.1	301.0	
Phthalocyanine blue toner	lb.	0216	06/76	122.1	117.9	117.9	
Paint solvents							
Acetone	lb.	03 0301	06/76	188.0	182.1	182.1	
N-butyl alcohol	lb.	0302 .01	06/76	230.7	223.0	217.5	
Isopropyl alcohol	gal.	0303	06/76	(?)	(?)	192.5	
Ethyl acetate	lb.	0305	06/76	146.3	145.6	141.6	
Methyl ethyl ketone	lb.	0307 .01		233.5	230.1	225.2	
Mineral spirits, rule 66	gal.	0309		(?)	187.3	185.0	
Xylol (mixed xylones)	gal.	0311 .01		339.3	(?)	304.2	
Paint additives		04	06/76	607.4	564.5	559.8	
				555.8	534.5	532.5	
				158.9	159.6	159.6	
Drugs and pharmaceuticals							
Medicinal and botanical chemicals		063 0631		205.9	209.6	209.9	
Synthetic organic medicinal chemicals, bulk		0201 .99	06/82	225.7	226.3	226.3	
Other medicinals and botanicals, bulk		0202 .99	06/82	(?)	100.0	100.0	
Preparations, veterinary		0634	06/81	99.1	99.6	100.8	
Prescription		01	06/81	95.1	97.5	99.5	
Prescription		0109 .99	06/81	95.1	97.5	(?)	

See footnotes at end of table.

Table 6. Producer prices and price indexes for commodity groupings and individual items—Continued

(1967 = 100 unless otherwise indicated)

Commodity	Unit	Commodity code ¹	Other index base	Index			Price
				Mar. 1982 ²	June 1982 ²	July 1982 ²	July 1982
Preparations, veterinary—Continued							
Non-prescription		0634					
Other non-prescription		02	06/81	105.2	102.7	102.7	
		0209.99	06/81	104.4	103.5	(?)	
Preparations, ethical (prescription)							
Systemic anti-infectives		0635		185.7	190.0	190.2	
Broad spectrum penicillins		01		145.5	146.9	143.1	
Anti-arthritis		0112.99	06/81	111.5	(?)	107.2	
Sedatives		02		378.0	383.3	387.9	
Antispasmodic/antisecretory		0201.99	06/81	113.5	115.7	117.1	
Antispasmodic/antisecretory		0301.99	06/81	(?)	116.4	116.4	
Cardiovascular therapy		05		263.9	263.1	266.1	
Antihypertensive drugs		0501.99	06/81	110.4	110.0	111.3	
Vasodilators		06		195.8	199.8	200.4	
Other cardiovascular		0611.99	06/81	104.3	111.6	112.6	
Hormones		0612.99	06/81	111.6	111.6	111.6	
Hormones		0619.99	06/81	109.5	109.5	109.5	
Diuretics		08		183.9	189.4	189.4	
Diuretics		0801.99	06/81	104.0	107.2	107.2	
Diuretics		09		131.1	121.1	134.0	
Diuretics		0901.99	06/81	108.7	100.4	111.1	
Dermatologicals		11		205.8	211.2	211.5	
Fungicides		1111.99	06/81	113.2	(?)	118.3	
Antipruritics		1112.99	06/81	108.3	108.3	108.3	
Analgesics, internal		13		204.2	207.0	207.0	
Codeine and combinations		1311.99	06/81	110.7	110.7	110.7	
Cough and cold preparations		1501.99	06/81	112.5	112.3	113.8	
Vitamins		16		172.2	172.7	172.7	
Multivitamins		1611.99	06/81	108.8	108.8	108.8	
Miscellaneous ethical preparations		99		112.5	114.4	115.1	
Bronchial therapy		9916.99	06/81	98.0	98.6	98.6	
Cancer therapy products		9917.99	06/81	131.2	131.2	131.2	
CNS stimulants		9918.99	06/81	115.5	117.4	117.4	
Contraceptives, exc. devices, implants, kit, etc.		9919.99	06/81	(?)	109.9	113.7	
Muscle relaxants		9922.99	06/81	(?)	107.1	112.7	
Nutrients and supplements		9923.99	06/81	106.1	112.5	115.8	
Ophthalmic and otic preparations		9924.99	06/81	119.3	120.6	120.6	
Psychotherapeutics		9925.99	06/81	115.7	116.7	116.7	
Other miscellaneous ethical preparations		9999.99	06/81	113.1	115.7	117.4	
Preparations, proprietary (over counter)							
Vitamins		0636		246.2	250.9	251.5	
Adult multivitamins		01		193.8	202.0	196.9	
B-complex		0111.99	06/81	102.2	107.8	104.1	
Other vitamins		0112.99	06/81	103.6	101.4	101.4	
Other vitamins		0119.99	06/81	106.3	107.8	107.8	
Cough and cold preparations		02		249.8	260.4	261.6	
Cough syrups, expectorants, drops, lozenges, etc.		0221.99	06/81	104.4	110.1	(?)	
Cold tablets, capsules		0222.99	06/81	112.9	118.7	(?)	
Decongestants		0223.99	06/81	112.0	112.0	112.1	
Laxatives		03		273.1	279.2	285.5	
Laxatives		0301.99	06/81	100.6	102.9	105.2	
Analgesics, internal		04		278.5	281.6	283.5	
Aspirin/aspirin-salicylate compounds		0411.99	06/81	112.4	113.8	113.8	
Non-aspirin		0412.99	06/81	108.5	109.2	112.2	
External analgesics and counterirritants		06		215.5	216.5	213.1	
External analgesics and counterirritants		0601.99	06/81	103.9	(?)	102.7	
Antiseptics and antibacterials		07		230.4	231.1	233.2	
Antiseptics and antibacterials		0701.99	06/81	110.0	110.3	111.3	
Antacids		08		233.6	240.6	244.2	
Liquids		0811.99	06/81	107.1	110.2	111.5	
Other antacids		0819.99	06/81	105.7	108.9	110.9	
Dermatologicals		09		107.5	107.3	107.3	
Other dermatologicals		0919.99	06/81	108.5	108.2	108.2	
Miscellaneous proprietary preparations		99		105.4	106.1	107.4	
Hematinics		9914.99	06/81	(?)	104.1	104.1	
Hemorrhoidal preparations		9915.99	06/81	107.2	107.2	107.2	
Other miscellaneous proprietary preparations		9999.99	06/81	102.3	106.4	106.4	
Biological products							
Blood & derivatives, human use		0637	06/80	107.6	107.7	107.8	
Human blood serums		11	06/80	106.3	106.3	106.3	
Other blood derivatives		1102.99	06/80	71.3	(?)	(?)	
Other blood derivatives		1104.99	12/80	108.1	108.1	(?)	
Vaccines, toxoids, & antigens		12	06/80	112.7	115.6	115.6	
Antigens		1213.99	06/80	111.9	117.8	(?)	
Diagnostics & other biologicals		14	06/80	109.2	109.5	109.5	
Diagnostic substances		1402.99	12/80	106.2	(?)	(?)	
Allergenic products		1403.99	06/80	118.8	118.8	118.8	
Biologicals for veterinary use		15					
Vaccines & viruses, vet. use		1514.99	06/80	96.4	92.7	94.0	
Fats and oils, inedible		064		290.1	287.5	278.2	

See footnotes at end of table.

Table 6. Producer prices and price indexes for commodity groupings and individual items—Continued

(1967 = 100 unless otherwise indicated)

Commodity	Unit	Commodity code ¹	Other index base	Index			Price
				Mar. 1982 ²	June 1982 ²	July 1982 ²	July 1982
Castor oil	lb.	0641 0101		225.6	240.0	242.6	\$0.465
Coconut oil	lb.	0111 .01		207.2	193.6	189.7	.245
Menhaden oil	lb.	0121		236.0	246.3	246.3	.180
Tallow	lb.	0151 .01		325.5	315.9	315.9	.165
Grease, white, choice	lb.	0161 .01		289.8	298.6	281.0	.160
Grease, yellow	lb.	0171 .01		347.4	335.8	318.4	.138
Agricultural chemicals and chemical prod		065		297.1	294.0	291.5	
Mixed fertilizers		0651		271.6	271.5	271.6	
Complete mixed fert., dry form		02	06/80	111.6	111.4	111.4	
Comp. mixed fert., dry, 5-10-15 NPK		0201 .99	06/80	116.5	116.4	116.3	
Comp. mixed fert., dry, 6-24-24 NPK		0211 .99	06/80	107.0	107.9	107.9	
Comp. mixed fert., dry, 10-10-10 NPK		0221 .99	06/80	115.3	114.9	114.9	
Comp. mixed fert., dry, 12-12-12 NPK		0231 .99	06/80	117.5	112.3	112.3	
Comp. mixed fert., dry, misc. NPK		0251 .99	06/80	112.1	111.9	112.0	
Complete mixed fert., liquid form		03					
Complete mixed fert., liquid form		0301 .99	06/80	111.5	113.8	113.8	
Incomp. mixed fert.		04	06/80	111.2	111.5	111.5	
Incomp. mixed fert., guar. P205 & K20 only		0411 .99	06/80	106.6	106.6	106.6	
Fertilizer materials		0652		252.3	246.4	240.4	
Nitrogenates		01		219.5	213.4	207.0	
Solid & solution nitrate		0111 .99		191.0	187.7	182.8	
Nitrogen solutions		0126 .99		112.3	115.6	(³)	
Urea		0136 .99		227.8	211.9	201.8	
Phosphates		02		300.5	296.6	291.2	
Phosphate rock 68-70 b.p.l.	ton	0261 .05		522.6	522.6	505.0	
Triple superphosphates		0263 .99		328.3	319.3	320.3	
Ammonium phosphates		0265 .99	12/74	148.6	144.9	143.8	
Phosphoric acid, 52-54% APA		0267 .99	12/76	179.9	174.9	174.4	
Potash		03		285.8	260.8	248.1	
Potassium chloride (muriate) domestic		0371 .06		300.0	259.5	249.5	
Other agricultural chemicals		0653		459.1	462.6	465.1	
Nonhousehold insecticides		0101 .99	06/82	(³)	100.0	99.6	
Nonhousehold herbicides		0102 .99	06/82	(³)	100.0	99.7	
Nonhousehold fungicides		0103 .99	06/82	(³)	100.0	100.0	
Other nonhousehold pesticides		0104 .99	06/82	(³)	100.0	101.6	
Household pesticides		0105 .99	06/82	(³)	100.0	104.1	
Pentachlorophenol	lb.	0134 .01		230.0	275.0	275.0	.550
Plastic resins and materials		066		285.5	281.9	280.6	
Thermoplastic resins		0662	12/80	103.2	101.5	100.7	
Low density polyethylene resins		03	12/80	92.7	87.1	83.7	
PE resin, low, film and sheeting		0301 .99		209.7	197.2	184.3	
High density polyethylene resins		04					
PE resin, high, blow molding		0401 .99	12/75	155.2	150.1	149.4	
Polypropylene resins		05	12/80	122.2	120.8	117.8	
Polypropylene for injection molding		0501 .99	12/75	179.5	(³)	(³)	
Polypropylene for fiber and filament		0502 .99	12/75	159.6	149.4	146.1	
Styrene plastics materials		06	12/80	110.3	109.9	109.2	
Polystyrene resins, straight		0601 .99		344.2	(³)	(³)	
Polystyrene resins, rubber modified		0602 .99		297.8	294.2	291.2	
Vinyl and vinylidene resins		07	12/80	90.3	89.3	91.3	
Homopolymer resins excluding dispersion		0701 .99		183.8	181.6	187.0	
Copolymer resins excluding dispersion		0702 .99	12/75	128.2	126.6	(³)	
Other nonengineering thermoplastic resins		09					
Other nonengineering thermoplastic resins		0901 .99	12/80	111.0	112.9	113.4	
Thermosetting resins		0663	12/80	108.1	108.5	108.9	
Epoxy resins		01					
Epoxy resins		0101 .99	12/80	(³)	(³)	125.4	
Phenolic & tar acid resins		02	12/80	106.3	106.1	106.3	
Phenolic molding compounds		0201 .99		254.2	254.6	254.6	
All other phenolic & tar acid resins		0202 .99	12/75	151.7	(³)	(³)	
Polyester resins, unsaturated		03					
Polyester resins, unsaturated		0301 .99	12/75	164.3	169.0	167.4	
Urea-formaldehyde resins		04					
Urea-formaldehyde resins		0401 .99	12/75	144.6	143.4	(³)	
All other thermosetting resins		05					
All other thermosetting resins		0501 .99	12/80	103.6	103.2	103.7	
Other chemicals and allied products		067		268.5	273.0	270.7	
Soap and synthetic detergents		0671		251.7	252.4	252.4	
Soaps		01		257.9	261.7	261.7	
Chips or flakes, laundry	lb.	0101 .06		277.6	277.6	277.6	
Soap, cleansers	lb.	0111 .06		232.8	240.8	240.8	

See footnotes at end of table.

Table 6. Producer prices and price indexes for commodity groupings and individual items—Continued

(1967=100 unless otherwise indicated)

Commodity	Unit	Commodity code ¹	Other index base	Index			Price
				Mar. 1982 ²	June 1982 ²	July 1982 ²	July 1982
Soap and synthetic detergents—Continued							
Toilet	lb.	0671					
Toilet		0151 .03		276.6	276.6	276.6	\$1.132
Synthetic detergents		02		248.9	248.6	248.6	
Heavy duty, powdered or granulated	lb.	0252 .04		261.8	261.3	261.3	.566
Light duty, powdered or granulated	lb.	0256 .02		242.4	242.4	242.4	.698
Light duty, liquid	lb.	0256 .05		224.4	224.4	224.4	.700
Cosmetics and other toilet preparations							
Shaving preparations		0675		224.7	225.9	227.4	
Shaving preparations		02	06/80	127.3	121.3	134.3	
Shaving soap and cream		0201 .99		268.6	249.2	249.2	
Aftershave preparations		0205 .99	12/71	195.5	189.6	222.4	
Perfume, cologne & toilet water		03	06/80	131.5	132.1	126.3	
Perfume		0301 .99		306.1	306.1	277.0	
Cologne and toilet water		0305 .99		235.7	237.9	239.2	
Hair preparations		04	06/80	108.2	109.6	108.0	
Soap shampoo		0401 .99		148.4	145.5	145.5	
Synthetic organic detergent shampoo		0405 .99	06/80	108.0	102.1	102.1	
Hair tonics (inc. conditioners)		0411 .99		236.3	241.3	240.0	
Hair dressings		0421 .99	06/80	118.9	121.7	119.2	
Hair spray (aerosol)		0425 .99	12/71	259.8	289.2	264.2	
Home and commercial permanents		0431 .99		209.1	208.5	217.6	
Hair coloring		0441 .99	06/80	(³)	(³)	95.9	
Other hair preparations		0451 .99	06/80	117.2	117.2	124.0	
Creams		06	06/80	124.9	129.0	129.8	
Cleansing creams		0601 .99		327.7	(³)	356.6	
Foundation creams		0602 .99	06/80	114.3	114.3	114.3	
Lubricating creams		0603 .99	06/80	139.8	148.2	148.2	
Other creams		0604 .99	06/80	112.9	112.9	112.9	
Lotions and oils		07	06/80	115.8	119.8	119.8	
Suntan & sunscreen		0701 .99	06/80	106.2	106.2	106.2	
Hand lotions		0704 .99		165.9	181.4	181.4	
Other lotions and oils		0705 .99	06/80	114.5	116.7	116.7	
Cosmetics		08	06/80	123.4	131.9	133.6	
Lip preparations		0801 .99		187.2	211.4	216.2	
Blushes		0802 .99	06/80	111.7	119.3	119.3	
Eye preparations		0803 .99	12/71	151.9	154.6	155.5	
Deodorant		09	06/80	119.9	114.9	115.1	
Aerosol underarm deodorant		0901 .99		225.3	210.9	210.9	
Cream, liquid and roll-on deodorant		0902 .99	06/80	117.4	122.3	123.2	
Manicure preparations		11	06/80	93.3	90.8	96.0	
Nail lacquer and enamel		1101 .99		153.4	148.0	159.5	
Powders		12	06/80	121.8	122.0	123.7	
Face powder		1202 .99		221.3	(³)	237.8	
Wet application powder		1203 .99	06/80	117.0	118.6	118.7	
Bath oils and salts		13					
Bath oils and salts		1301 .99	12/71	114.2	113.7	166.2	
Misc. chemical prod. and preparations							
Essential oils		0679		308.0	317.2	310.4	
Peppermint oil	lb.	0101 .01		244.7	238.4	238.4	(³)
Citronella oil	lb.	0102		167.9	167.9		2.200
Lemon oil	lb.	0103		378.3	332.9	332.9	(³)
Orange oil	lb.	0104 .01		(³)	(³)	(³)	(³)
Lemongrass oil	lb.	0105		81.9	85.8	85.8	.550
Lavender oil	lb.	0106 .01		460.2	460.2	460.2	8.150
Lavender oil	lb.	0106 .01		247.7	214.7	214.7	13.000
Explosives		02		296.5	295.7	294.8	
Permissibles		0228 .99		326.2	313.9	307.8	
ANFO, except slurry		0231 .99		253.9	257.1	254.8	
Water gel and slurries		0232 .99	12/80	126.4	125.5	125.6	
Industrial gases		03	06/81	101.4	102.0	101.8	
Acetylene		0301 .99	06/81	110.7	110.7	110.7	
Carbon dioxide		0302 .99	06/81	123.7	124.5	124.3	
Nitrogen		0303 .99	06/81	97.6	98.2	97.0	
Oxygen		0304 .99	06/81	96.5	99.8	99.8	
Other miscellaneous chemical products		09		319.6	334.6	323.8	
Gelatin, edible	lb.	0905		281.4	281.4	217.3	2.000
Glue, animal hide	lb.	0908 .02		291.6	291.6	291.6	.840
Dextrin, canary dark	100 lb.	0912		179.1	299.1	299.1	26.000
Dextrin, white	100 lb.	0913		174.8	281.2	281.2	24.000
Rubber/phenolic resin adhesive	gal.	0917 .02		340.3	340.3	340.3	
Rubber and plastic products							
Rubber and rubber products		07		240.8	243.3	243.1	
Crude rubber		071		266.7	271.5	271.6	
Natural rubber		0711		283.5	282.4	280.2	
Latex	lb.	01		225.9	227.8	228.9	
No. 1 ribbed smoked sheets	lb.	0101		253.6	254.9	252.6	.668
No. 3 ribbed smoked sheets	lb.	0102		236.3	231.9	233.8	.465
Synthetic rubber	lb.	0103		220.6	226.4	228.9	.446
Synthetic rubber		02		301.7	299.7	296.7	

See footnotes at end of table.

Table 6. Producer prices and price indexes for commodity groupings and individual items—Continued

(1967 = 100 unless otherwise indicated)

Commodity	Unit	Commodity code ¹	Other index base	Index			Price
				Mar. 1982 ²	June 1982 ²	July 1982 ²	July 1982
Crude rubber—Continued		0711					
Polychloroprene		0212 .02		(³)	(³)	(³)	(³)
Polybutadiene		0215 .99		269.1	(³)	(³)	
Styrene butadiene-solid		0219 .99	06/81	97.0	95.9	94.8	
Specialty elastomers		0222 .99	06/81	109.9	109.2	108.3	
Reclaimed rubber		03					
Whole tire reclaim	lb.	0321 .06		204.9	206.1	205.3	
Tires, tubes, tread, & repair materials		0712		253.7	255.3	255.6	
Tires		01		251.6	253.3	253.6	
Passenger car pneumatic tires, bias-ply		0101 .99		240.8	243.8	241.8	
Passenger car pneumatic tires, bias-belted		0102 .99	12/74	174.0	174.7	174.7	
Passenger car pneumatic tires, radials		0103 .99	12/74	178.6	177.7	179.8	
Truck/bus tires, including off-highway		0105 .99		268.4	273.3	272.6	
Tractor/implement tires		0111 .99		274.1	276.0	272.7	
Inner tubes		02		293.7	296.6	296.6	
Passenger car/motorcycle inner tubes		0221 .12		(³)	302.7	302.7	
Tread rubber, tire sundries, & repair matl		03	06/81	103.0	103.0	102.5	
Tread rubber, natural and synthetic		0351 .99	06/81	103.1	103.1	102.5	
Other tire sundries and repair materials, n.e.c.		0353 .99	06/81	102.7	102.7	102.7	
Miscellaneous rubber products		0713		274.3	285.4	286.1	
Footwear		01		225.5	226.1	226.1	
Protective footwear		0107 .99	12/80	110.2	109.9	109.9	
Men's footwear, fabric upper		0135 .99	12/80	101.6	102.3	102.3	
Women's/misses' footwear, fabric upper		0137 .99	12/80	102.8	103.0	103.0	
Rubber heels and soles		02		317.8	303.8	303.8	
Soling slabs	slab	0241 .03		334.5	301.9	301.9	\$8.564
Rubber soles, taps, men's	doz. pr.	0249 .08	12/75	176.4	177.0	177.0	
Rubber soles, full, men's	100 pr.	0251 .09		307.9	313.7	313.7	156.506
Rubber belts and belting		03		325.9	330.5	326.3	
Conveyor and elevator		0361 .99		320.6	323.0	321.1	
Other miscellaneous rubber products		04		278.2	293.9	295.4	
Hose, long length, textile, nonhydraulic		0453 .99	12/81	101.5	103.0	104.7	
Hose, machine made, wrapped		0459 .99	12/81	106.9	133.6	(³)	
Hose, braided or loomed, helical reinforced		0463 .99	12/81	100.0	100.0	100.0	
Rubber cement	5 gal. can	0474 .07		317.6	317.6	323.8	23.358
Hose, hydraulic		0481 .99	12/71	198.1	194.9	197.7	
Hose, mandrel made, textile, nonhydraulic		0482 .99	12/81	(³)	100.0	100.0	
All other rubber hose		0484 .99	12/81	102.0	99.6	100.6	
Rubber gloves, industrial	doz. pr.	0495 .04	12/72	(³)	193.9	193.9	
Rubber roll covering		05	06/79	128.5	128.3	128.3	
Graphic arts roll covering	ea.	0501	06/79	129.4	128.3	128.3	
Paper mill roll covering	ea.	0502	06/79	133.5	133.5	133.5	
Steel mill roll covering	ea.	0503 .02	06/79	127.0	128.2	128.2	
Industrial roll covering	ea.	0504	06/79	123.9	123.9	123.9	
Plastic products		072	06/78	132.3	132.6	132.3	
Plastic construction products		0721	12/69	149.0	148.6	146.7	
Pipes and fittings	unit	0601 .02	06/78	100.4	(³)	(³)	
Unsupported plastic film & sheeting		0722	12/70	214.9	214.9	213.4	
PVC		01	12/70	219.2	223.5	218.6	
PVC and PVC copolymer	unit	0117 .02	06/78	124.5	(³)	(³)	
Other		04					
Other	unit	0401 .02	06/78	136.2	135.0	135.0	
Laminated plastic sheets		0723	12/70	191.4	188.4	188.4	
Laminated plastic sheets	unit	0301 .02	06/78	131.9	129.8	129.8	
Foamed plastic products		0724	06/78	145.3	147.3	147.9	
Plastic packaging and shipping products		0725	06/78	138.3	138.4	138.3	
Bottles	unit	0101 .04	06/78	129.9	129.0	129.0	
Foamed protective pads and shapes	unit	0102 .04	06/78	128.5	(³)	(³)	
Caps and closures	unit	0103 .02	06/78	155.5	155.5	155.5	
Boxes, cases and trays	unit	0104 .02	06/78	132.3	147.7	(³)	
Other plastic and packaging products	unit	0105 .05	06/78	137.7	130.9	130.9	
Plastic parts and components for mfg.		0726	06/78	135.5	136.5	136.5	
Parts for transportation equip.		01	06/78	127.3	129.0	129.0	
Motor vehicle parts, including foamed	unit	0101 .13	06/78	(³)	129.2	(³)	
Other	unit	0102 .01	06/78	(³)	127.7	(³)	
Other parts and components for mfg.		02	06/78	141.1	141.7	141.7	
Parts for office and computing machines	unit	0201 .05	06/78	146.4	146.5	146.5	
Electrical parts	unit	0202 .13	06/78	152.3	154.6	154.6	
Other	unit	0203 .10	06/78	137.1	137.0	137.0	
Disposable plastic dinner and tableware		0727	06/78	135.8	135.8	135.8	
Cups, including foam	unit	0101 .01	06/78	129.5	129.5	129.5	

See footnotes at end of table.

Table 6. Producer prices and price indexes for commodity groupings and individual items—Continued

(1967 = 100 unless otherwise indicated)

Commodity	Unit	Commodity code ¹	Other index base	Index			Price
				Mar. 1982 ²	June 1982 ²	July 1982 ²	July 1982
Consumer and commercial plastics, n.e.c.		0728	06/78	130.5	130.9	131.0	
Flower pots and plant containers	unit	0101 .01	06/78	112.4	112.4	112.4	
Other, not elsewhere classified	unit	0102 .12	06/78	131.5	132.1	132.1	
All other plastic hose		0104 .99	12/81	100.0	100.0	100.0	
Lumber and wood products		08		285.3	288.7	288.3	
Lumber		081		308.2	315.2	319.2	
Softwood lumber		0811		318.9	326.6	331.8	
Douglas fir, dressed		01		258.5	270.2	278.2	
Boards under 2" thick		0125 .99	12/80	68.7	71.5	73.2	
2" lumber		0126 .99	12/80	73.6	78.2	81.2	
Timbers & lumber over 2" thick		0127 .99	12/80	86.1	(³)	79.1	
Southern pine, dressed		02		273.9	294.4	302.7	
Boards under 2" thick		0245 .99	12/80	102.1	102.3	103.4	
2" lumber		0246 .99	12/80	88.9	100.5	104.7	
Timbers & lumber over 2" thick		0247 .99	12/80	88.8	88.8	88.8	
Other softwood, dressed		03		358.7	362.5	365.0	
Boards, ponderosa pine		0301 .99	12/80	97.3	94.8	95.4	
Boards, western red cedar		0303 .99	12/80	95.4	95.1	96.2	
Boards, misc. western species		0308 .99	12/80	98.9	96.1	96.0	
Boards, misc. eastern species		0309 .99	12/80	97.6	99.9	104.1	
2" lumber, ponderosa pine		0312 .99	12/80	97.6	97.3	(³)	
2" lumber, white fir		0314 .99	12/80	85.8	85.6	85.5	
2" lumber, western hemlock		0315 .99	12/80	79.0	86.0	86.1	
2" lumber, redwood		0316 .99	12/80	95.7	102.4	106.4	
2" lumber, lodgepole pine		0318 .99	12/80	84.0	92.7	(³)	
2" lumber, misc. western species		0319 .99	12/80	87.9	88.6	89.0	
Over 2" lumber, misc. western species		0322 .99	12/80	100.8	101.1	101.1	
Rough softwood lumber		04		97.2	94.8	95.7	
Boards, western species		0402 .99	12/80	89.2	86.5	85.7	
2" lumber, eastern species		0403 .99	12/80	(³)	(³)	101.6	
2" lumber, western species		0404 .99	12/80	96.7	(³)	93.0	
Over 2" lumber, eastern species		0405 .99	12/80	99.3	99.6	99.6	
Over 2" lumber, western species		0406 .99	12/80	105.3	102.7	102.5	
Flooring, siding, and cut stock		05		85.6	86.1	86.8	
Woodsiding		0502 .99	12/80	104.5	(³)	111.1	
Hardwood lumber		0812		260.4	265.0	265.4	
Hardwood lumber, rough		01	12/80	104.7	107.5	107.5	
Oak		0107 .99	12/80	108.1	111.6	112.2	
Gum		0109 .99	12/80	96.9	102.5	102.5	
Poplar		0133 .99	12/80	102.4	101.6	98.0	
Other miscellaneous species		0197 .99	12/80	99.5	99.3	98.7	
Dressed hardwood lumber		02	12/80	108.6	108.5	108.1	
Other misc. hardwood species		0202 .99	12/80	99.5	99.3	98.7	
Hardwood dimension		03	12/80	104.4	105.8	106.2	
Dimension stock, rough or unfinished	unit	0301	12/67	236.1	237.2	237.2	
Dimension stock, fully machined	unit	0302	12/67	251.7	(³)	258.6	
Dimension stock, partially machined	unit	0303	12/67	269.4	269.4	272.9	
Millwork		082		276.5	280.1	281.8	
General millwork		0821		287.9	293.0	294.6	
Cabinet, kitchen	ea.	0101 .07		210.7	210.7	210.7	\$67.338
Door, Doug. fir, ext. selected grade	ea.	0111 .06		425.6	425.6	425.6	71.556
Door, Ponderosa pine, exterior	ea.	0131 .16		447.4	447.6	447.6	70.929
Door, interior	ea.	0141 .11		438.7	430.9	430.9	49.289
Door, flush type, premium grade	ea.	0147 .04		263.5	265.5	265.5	
Window unit, Ponderosa pine	ea.	0172 .11		312.7	312.7	312.7	
Moulding, Ponderosa pine	100 ft.	0182 .05		362.5	392.5	401.6	17.793
Prefabricated structural members		0822		235.5	235.5	237.3	
Roof trusses		0101 .99		291.1	294.0	298.9	
Floor trusses		0102 .99	06/81	100.3	101.0	(³)	
Glued-laminated lumber		0103 .99	06/81	95.1	93.5	92.6	
Other fabricated structural wood products		0106 .99	06/81	100.6	101.7	102.7	
Plywood		083		236.5	238.9	232.4	
Softwood plywood		0831		279.9	292.5	288.4	
Western		01		288.7	287.3	282.2	
Cdx		0111 .99	12/80	75.0	73.7	71.5	
A-C, exterior		0115 .99	12/80	82.5	81.0	79.6	
Other sanded		0116 .99	12/80	85.4	86.5	(³)	
Southern		02	12/68	132.9	156.1	154.8	
Cdx		0201 .99	12/80	78.2	88.3	89.0	
Other unsanded		0203 .99	12/80	72.5	87.9	85.9	
Specialty softwood plywood		03					
Specialty softwood plywood		0301 .99	12/80	84.7	91.9	92.4	

See footnotes at end of table.

Table 6. Producer prices and price indexes for commodity groupings and individual items—Continued

(1967 = 100 unless otherwise indicated)

Commodity	Unit	Commodity code ¹	Other index base	Index			Price
				Mar. 1982 ²	June 1982 ²	July 1982 ²	July 1982
Hardwood plywood		0832		184.5	185.6	181.1	
Birch, Standard panel	m sq. ft.	0102 .08		177.9	179.1	174.0	
Softwood plywood veneer		0833	12/71	217.9	186.2	164.2	
Softwood plywood veneer		0111 .99	12/80	86.8	74.1	65.4	
Other wood products		084		238.6	237.1	236.0	
Pallets		0841					
Wooden pallets	ea.	0111 .04		184.4	178.8	178.6	
Boxes		0842		262.9	262.9	262.9	
Wirebound, fruit and vegetable	per 100	0122 .06	12/67	268.9	268.9	268.9	
Wirebound, industrial	ea.	0123 .06	12/67	319.2	319.2	319.2	
Other sawmill & planing mill products		0849	12/80	100.3	100.2	99.2	
Wood chips		0101 .99	12/80	98.8	98.6	97.4	
Railway and mine ties		0102 .99	12/80	97.7	98.2	98.2	
Misc. sawmill products		0103 .99	12/80	108.1	108.1	108.1	
Logs, bolts, timber and pulpwood		085	12/81	101.3	99.6	96.3	
Logs, bolts, timber and pulpwood		0851					
Softwood logs, bolts and timber		01	12/81	101.3	99.0	95.3	
Douglas fir logs, bolts and timber		0101 .99	12/81	101.4	94.9	86.3	
Softwood logs etc., exc. Douglas fir		0102 .99	12/81	101.2	101.2	100.3	
Hardwood logs, bolts and timber		02					
Hardwood logs, bolts and timber		0201 .99	12/81	101.9	101.9	101.9	
Pulpwood		03	12/81	100.7	102.7	100.4	
Softwood pulpwood		0301 .99	12/81	100.5	103.3	(³)	
Hardwood pulpwood		0302 .99	12/81	101.2	(³)	101.2	
Pulp, paper, and allied products		09		287.4	289.3	288.9	
Pulp, paper, and prod., ex. bldg. paper		091		276.6	274.6	272.9	
Woodpulp		0911		411.6	390.3	370.5	
Paper-making woodpulp		02	12/73	279.5	264.5	248.2	
Bleached sulphate, softwood	ton	0211 .06		406.9	396.2	373.7	\$446.303
Bleached sulphate, hardwood	ton	0212 .04	12/73	231.1	202.4	194.9	343.690
Bleached sulphite	ton	0221 .04		434.2	403.1	382.4	
Dissolving pulp		03	12/73	266.1	254.0	249.5	
Wastepaper		0912		129.2	115.2	115.6	
No. 1 news		01					
No. 1 news, avg. of 5 markets	ton	0102		72.1	72.1	72.1	15.900
No. 1 mixed		02					
No. 1 mixed, avg. of 5 markets	ton	0205		147.4	137.3	137.3	8.850
Old corrugated boxes		03					
Old corrugated boxes, avg. of 5 markets	ton	0311		94.2	94.2	97.4	15.300
.009 semi-chemical kraft clippings		04					
Semi-chemical kraft clippings	ton	0415 .01		180.2	191.1	195.9	50.625
.009 mixed kraft clippings		05					
Mixed kraft clippings	ton	0521 .01		195.2	199.6	207.0	44.063
White news blanks		06					
White news blanks, avg. of 4 markets	ton	0625 .01		157.6	128.0	126.8	66.875
Paper		0913		289.6	288.2	287.0	
Paper, exc. newsprint & packaging paper		01		281.7	279.4	278.9	
Publication and printing paper, uncoated		0111 .99	12/73	236.4	235.5	235.5	
Body stock for coating		0112 .99	06/81	(³)	(³)	107.2	
Printing paper, coated two sides, no. 3 grade		0113 .99	12/73	203.8	202.7	202.6	
Printing paper, coated two sides, no. 5 grade		0115 .99	12/73	239.4	239.4	239.4	
Printing paper, coated two sides, other grades		0116 .99	06/81	104.5	(³)	104.5	
Printing paper, coated one side		0117 .99	06/81	110.1	110.2	110.2	
Book paper, no. 3, uncoated		0122 .99		279.5	275.4	274.1	
Other book printing paper, uncoated		0123 .99	06/81	106.3	106.3	106.3	
Unwatermarked bond, no. 4 grade		0131 .99		225.6	225.1	225.1	
Form bond, 15 lb.		0134 .99	12/75	156.4	151.5	151.2	
Other form bond		0135 .99	06/81	106.8	104.1	104.1	
Other bond, except form bond		0136 .99	06/81	103.0	(³)	(³)	
Other chemical woodpulp writing paper		0137 .99	06/81	100.0	94.2	92.8	
Bond, 25% cotton fiber content		0141 .99		261.2	261.2	261.2	
Thin paper		0142 .99	06/81	107.8	107.8	107.8	
Cover text		0148 .99	06/81	105.0	106.4	106.4	
Uncoated body stock		0149 .99	06/81	(³)	100.2	100.2	
Newsprint		02					
Standard newsprint		0291 .99		318.1	321.0	318.4	
Packaging and industrial converting paper		03	06/81	100.4	98.3	97.7	
Shipping sack paper, unbleached kraft		0304 .99	12/73	220.7	(³)	207.2	
Bag & sack, except shipping sack, unbleached kraft		0307 .99	12/73	217.1	209.4	206.1	

See footnotes at end of table.

Table 6. Producer prices and price indexes for commodity groupings and individual items—Continued

(1967 = 100 unless otherwise indicated)

Commodity	Unit	Commodity code ¹	Other index base	Index			Price
				Mar. 1982 ²	June 1982 ²	July 1982 ²	July 1982
Paper—Continued							
Bag & sack, exc. shipping sack, ex. unbleached kraft		0913					
0308 .99			06/81	102.1	102.1	102.1	
Other converting 18lbs. and over, unbleached kraft		0311 .99	06/81	101.6	99.8	99.8	
0312 .99			06/81	103.0	100.3	100.0	
Other converting 18lbs. & over, ex. unbleached kraft		0314 .99	06/81	101.7	101.9	101.9	
Glassine, greaseproof, and vegetable parchment		04	06/81	104.7	104.7	104.3	
Special industrial paper		0401 .99	06/81	104.7	104.7	104.3	
Paperboard							
Container board		0914		261.1	255.9	255.0	
01				255.5	247.9	246.5	
Liner, 42 lb. kraft	m. sq. ft.	0101 .05		255.2	247.1	246.9	\$6.252
Corrugating medium, semi-chemical	m. sq. ft.	0111 .05		257.9	249.9	243.9	3.579
Folding boxboard		02		253.2	252.6	250.5	
White-clay coated, 80 bright	ton	0225 .03	12/74	152.9	152.9	150.1	396.198
Set-up boxboard		03		300.4	300.4	300.4	
Chipboard	ton	0332 .05		298.5	298.5	298.5	
Other paperboard, except corrugated		04					
Bleached board, folding carton	100 lbs.	0441 .01	12/74	177.0	176.8	177.1	29.748
Uncoated cup stock	100 lbs.	0442 .02	12/74	185.3	183.8	185.3	29.921
Tube, can and drum stock	ton	0448 .01	12/74	145.6	145.6	145.6	298.206
Cor. paperboard in sheets & rolls		05					
Cor. paperboard in sheets & rolls		0551 .99	06/80	108.7	106.9	106.9	
Converted paper and paperboard products							
Sanitary papers and health products		0915		264.5	265.0	264.6	
01				349.0	352.0	351.2	
Toilet tissue	case	0101 .11		(?)	(?)	347.3	77.026
Towels	case	0105 .09		(?)	(?)	(?)	
Napkins, industrial	per 1000	0107 .10		(?)	416.2	413.1	20.319
Napkins, household	per 100	0109 .11		(?)	(?)	367.9	
Paper bags and shipping sacks		02		267.2	264.8	263.2	
Grocery bags	per 1000	0213 .04		(?)	(?)	245.4	12.448
Paper boxes and containers		03		251.0	250.7	250.3	
Shirt box	per 1000	0321 .05		275.5	275.5	275.5	
Cor. shp. cont. for food & beverages		0323 .99		246.8	245.0	244.4	
Ice cream carton	per 1000	0327 .03		278.3	278.3	278.3	
Milk carton, 1/2 gallon	per 1000	0329 .03		275.8	281.5	281.5	
Paper cups, hot	per 1000	0333 .03		220.0	220.0	220.0	
Fiber drums	per 100	0337 .01		329.6	(?)	329.6	
Cor. shp. cont. for paper & allied		0341 .99	06/80	106.5	106.9	105.9	
Cor. shp. cont. for glass, clay, stone		0342 .99	06/80	112.3	110.4	110.0	
Cor. shp. cont. for metal products ex. elec.		0343 .99	06/80	(?)	114.9	114.9	
Cor. shp. cont. for electrical products		0344 .99	06/80	106.9	106.8	106.9	
Cor. shp. cont. for all other end uses		0345 .99	06/80	109.5	109.0	108.8	
Packaging accessories		04		268.7	267.5	267.5	
Gummed sealing tape	carton	0431 .05		267.7	267.7	267.7	15.704
Cor. & solid fiber pallets, pads, & part.		0441 .99	06/80	106.8	105.9	105.9	
Office supplies and accessories		06		222.0	226.5	226.5	
File folders	per 1000	0645		247.8	249.9	249.9	
Adding machine rolls	case	0649 .02		275.2	292.2	292.2	
Composite cans		07		295.7	295.7	295.7	
Building paper and board							
Insulation board		092		239.6	239.4	239.2	
1/2 inch	m sq. ft.	0921		248.9	255.6	249.5	
		0103 .05		261.9	266.5	255.2	84.692
Hardboard and particleboard							
Hardboard, type 11, 1/8 inch	m sq. ft.	0922		220.2	218.5	219.7	
Particleboard, corestock	m sq. ft.	0101 .04		229.8	229.0	225.1	135.139
Particleboard, floor underlayment	m sq. ft.	0121 .13		172.9	172.4	170.7	
Particleboard, floor underlayment	m sq. ft.	0122 .14	12/68	120.3	(?)	(?)	
Publications, printed matter & printing							
Newspapers		093	12/80	116.2	118.3	118.6	
Circulation		0931	12/80	117.3	120.2	120.4	
01			12/80	115.6	116.4	116.8	
Subscriptions, through intermediary		0111 .99	12/80	119.2	120.6	121.1	
Subscriptions, direct to reader		0112 .99	12/80	115.2	115.2	115.2	
Single-copy sales, through intermediary		0121 .99	12/80	111.7	(?)	112.8	
Single-copy sales, direct to reader		0122 .99	12/80	103.9	103.9	(?)	
Advertising		02	12/80	117.8	121.5	121.6	
Classified advertising		0211 .99	12/80	120.5	123.2	123.2	
Commercial advertising, national		0221 .99	12/80	124.8	128.8	128.8	
Commercial advertising, other		0222 .99	12/80	115.9	119.8	120.0	
Periodicals							
Circulation		0932	12/80	116.7	118.0	119.7	
01			12/80	113.4	115.3	118.4	
General farm periodicals		0111 .99	12/80	108.6	108.6	110.7	
Industrial periodicals		0121 .99	12/80	106.8	108.7	(?)	
Professional periodicals		0123 .99	12/80	114.4	114.7	118.4	
Women's periodicals subscriptions		0131 .99	12/80	119.2	119.2	130.1	
Women's periodicals, single-copy sales		0132 .99	12/80	125.0	125.0	125.0	

See footnotes at end of table.

Table 6. Producer prices and price indexes for commodity groupings and individual items—Continued

(1967 = 100 unless otherwise indicated)

Commodity	Unit	Commodity code ¹	Other index base	Index			Price
				Mar. 1982 ²	June 1982 ²	July 1982 ²	July 1982
Periodicals—Continued							
General interest periodicals, subscriptions		0133 .99	12/80	113.1	116.9	117.1	
General interest periodicals, single-copy sales		0134 .99	12/80	(³)	(³)	110.5	
General news periodicals, subscriptions		0135 .99	12/80	121.2	121.2	121.2	
Religious periodicals		0141 .99	12/80	113.0	118.1	120.0	
Advertising		02	12/80	119.2	120.1	120.7	
General farm periodicals		0211 .99	12/80	115.8	115.6	115.6	
Industrial periodicals		0221 .99	12/80	118.9	119.8	119.8	
Merchandising periodicals		0222 .99	12/80	114.8	115.4	115.4	
Professional periodicals		0223 .99	12/80	109.8	109.8	(³)	
Women's periodicals		0231 .99	12/80	120.9	(³)	122.4	
General interest periodicals		0233 .99	12/80	119.3	122.3	123.1	
General news periodicals		0235 .99	12/80	132.4	129.5	132.9	
Religious periodicals		0241 .99	12/80	116.1	116.1	116.1	
Books							
Textbooks		01	12/80	113.0	113.8	113.5	
Elementary, hardbound		0111 .99	12/80	113.4	114.0	114.4	
Elementary, paperbound		0112 .99	12/80	114.2	114.2	114.2	
High school, hardbound		0113 .99	12/80	111.1	(³)	(³)	
College, hardbound		0115 .99	12/80	113.8	113.8	(³)	
College, paperbound		0116 .99	12/80	113.5	114.9	115.7	
Workbooks		0117 .99	12/80	115.3	115.3	114.5	
Technical, scientific & professional books		02	12/80	114.1	114.2	116.0	
Medical books, hardbound		0213 .99	12/80	113.6	114.5	114.4	
Medical books, paperbound		0214 .99	12/80	106.6	107.8	106.6	
Business books, hardbound		0215 .99	12/80	105.9	108.1	108.1	
Other, hardbound		0217 .99	12/80	100.0	(³)	100.0	
Religious books		03	12/80	122.8	125.2	125.2	
Other, paperbound		0315 .99	12/80	113.1	111.4	111.0	
General books		04	12/80	124.3	124.3	124.3	
Adult trade, hardbound		0411 .99	12/80	110.5	111.9	111.0	
Adult trade, paperbound		0412 .99	12/80	103.4	109.0	104.9	
Mass market paperbacks		0414 .99	12/80	113.8	113.4	113.4	
Juvenile books		0415 .99	12/80	107.7	108.2	109.6	
General reference books		05	12/80	98.5	98.5	98.5	
Subscription encyclopedias		0511 .99	12/80	120.7	120.7	120.7	
Other, including atlases		0514 .99	12/80	118.2	118.2	118.2	
Other, including atlases		0514 .99	12/80	149.4	(³)	149.4	
Commercial printing							
Magazine and periodical printing		01	06/82	(³)	100.0	100.0	
Lithographic		0102 .99	06/82	(³)	100.0	99.9	
Labels for packaging, rolls and sheets		02	06/82	(³)	100.0	99.9	
Letterpress		0201 .99	06/82	(³)	100.0	99.6	
Lithographic		0202 .99	06/82	(³)	100.0	100.3	
Gravure		0203 .99	06/82	(³)	100.0	100.3	
Catalog and directory printing		03	06/82	(³)	100.0	100.4	
Lithographic		0302 .99	06/82	(³)	100.0	100.6	
Financial and legal printing		04	06/82	(³)	100.0	100.3	
Lithographic		0402 .99	06/82	(³)	100.0	100.5	
Advertising printing		05	06/82	(³)	100.0	100.0	
Letterpress		0501 .99	06/82	(³)	100.0	100.0	
Lithographic		0502 .99	06/82	(³)	100.0	100.0	
Other general job printing		06	06/82	(³)	100.0	100.0	
Letterpress		0601 .99	06/82	(³)	100.0	100.0	
Lithographic		0602 .99	06/82	(³)	100.0	100.0	
Gravure		0603 .99	06/82	(³)	100.0	100.0	
Commercial printing, n. e. c.		07	06/82	(³)	100.0	100.0	
Screen printing, excluding textiles		0701 .99	06/82	(³)	100.0	100.0	
Gravure plates and cylinders		0702 .99	06/82	(³)	100.0	100.0	
Metals and metal products							
Iron and steel		10		302.9	300.1	300.2	
Iron ore		101		342.5	338.3	337.4	
Mesabi, regular-unscreened	gr. ton	1011		272.0	282.1	282.1	
Pellets	iron unit	0106		308.4	308.4	308.4	\$32.530
		0117	12/69	319.5	332.2	332.2	.837
Iron and steel scrap		1012		275.4	218.8	213.9	
No. 1 heavy melting		01		291.2	211.8	206.4	53.840
Pittsburgh	gr. ton	0101 .01		315.2	220.7	213.3	57.500
Chicago	gr. ton	0102 .01		258.2	186.5	175.7	49.000
Philadelphia	gr. ton	0103 .01		301.1	218.6	211.5	59.000
Detroit	gr. ton	0104	06/77	144.0	102.0	102.0	51.000
Birmingham	gr. ton	0105 .01		311.2	232.9	232.9	56.500
Houston	gr. ton	0106	06/77	132.8	91.6	91.6	60.000
Los Angeles	gr. ton	0107 .01		176.9	161.5	161.5	52.500
No. 2 heavy melting		02		293.2	214.3	210.3	48.618
Pittsburgh	gr. ton	0211 .01		296.3	206.8	196.9	49.500
Chicago	gr. ton	0212 .01		275.9	200.7	204.8	49.000

See footnotes at end of table.

Table 6. Producer prices and price indexes for commodity groupings and individual items—Continued

(1967 = 100 unless otherwise indicated)

Commodity	Unit	Commodity code ¹	Other index base	Index			Price
				Mar. 1982 ²	June 1982 ²	July 1982 ²	July 1982
Iron and steel scrap—Continued							
Philadelphia	gr. ton	1012 0213 .01		306.7	220.3	213.8	\$49,500
Birmingham	gr. ton	0215 .02		340.0	262.8	248.3	51,500
Houston	gr. ton	0216	06/77	125.2	81.3	81.3	50,000
Los Angeles	gr. ton	0217 .01		189.0	175.6	175.6	46,000
No. 2 bundles		03		266.8	210.5	198.2	37,115
Pittsburgh	gr. ton	0321 .01		232.6	187.9	178.9	40,000
Chicago	gr. ton	0322 .01		309.2	218.6	207.9	39,000
Philadelphia	gr. ton	0323 .01		276.7	226.4	216.3	43,000
Detroit	gr. ton	0324	06/77	133.3	127.5	127.5	44,000
Birmingham	gr. ton	0325 .01		317.6	223.6	200.9	31,000
Houston	gr. ton	0326	06/77	129.3	82.8	82.8	41,000
Los Angeles	gr. ton	0327 .02		104.3	104.3	65.9	12,000
Melting, r.r. no. 1		04		284.8	210.7	202.9	57,301
Pittsburgh	gr. ton	0431 .01		263.3	184.3	178.1	57,500
Chicago	gr. ton	0432 .01		265.6	192.2	181.7	52,000
Birmingham	gr. ton	0435 .01		305.9	239.5	227.4	56,500
Houston	gr. ton	0436	06/77	146.6	123.7	123.7	81,000
No. 1 cupola cast iron		05		236.7	187.6	182.3	63,848
Pittsburgh	gr. ton	0541	06/77	119.7	88.7	85.9	61,000
Philadelphia	gr. ton	0543	06/77	125.4	96.6	88.5	54,000
Detroit	gr. ton	0544	06/77	98.3	76.6	76.6	67,000
Birmingham	gr. ton	0545	06/77	114.8	96.3	96.3	78,000
Houston	gr. ton	0546	06/77	106.8	89.4	89.4	72,000
Los Angeles	gr. ton	0547	06/77	119.9	119.9	119.9	87,500
No. 1 bundles		06		304.5	227.6	226.2	61,904
Pittsburgh	gr. ton	0651 .01		300.9	230.6	233.8	71,500
Chicago	gr. ton	0652 .01		313.7	213.7	203.4	59,000
Philadelphia	gr. ton	0653 .01		301.9	214.2	214.2	66,000
Detroit	gr. ton	0654	06/77	135.1	103.5	103.5	59,000
Birmingham	gr. ton	0655 .01		324.0	244.6	244.6	58,500
Houston	gr. ton	0656	06/77	137.4	94.7	94.7	62,000
Los Angeles	gr. ton	0657 .01		197.9	197.9	197.9	57,500
Stainless bundles		07		210.6	226.0	223.4	557,139
Pittsburgh	gr. ton	0761 .01		207.2	235.8	224.3	590,000
Chicago	gr. ton	0762 .01		207.4	214.2	210.3	540,000
Detroit	gr. ton	0764	06/77	107.9	107.9	121.1	575,000
Foundry and forge shop products							
Pressure & soil pipe and fittings, cast ir		1015 02	12/80	346.5	345.2	345.6	
Soil pipe & fittings, gray & ductile iron		0235 .99	12/80	101.2	101.6	102.1	
Pressure pipe and fittings, ductile iron		0237 .99	12/80	(?)	101.1	(?)	
Pressure pipe and fittings, gray iron		0239 .99	12/80	101.7	102.0	102.1	
Motor vehicle castings, gray & ductile iron		03	12/80	101.1	101.7	102.9	
Castings for passenger cars, gray iron		0321 .99	12/80	105.9	105.8	105.4	
Castings for other motor vehicles, gray iron		0322 .99	12/80	102.9	102.7	102.2	
Castings for passenger cars, ductile iron		0323 .99	12/80	112.4	112.6	112.3	
Gray & ductile iron castings, other		04	12/80	111.9	112.0	111.2	
Molds & stools for heavy steel ingots		0423 .99	12/80	111.0	110.4	110.5	
Castings for construction & utility use		0425 .99	12/80	413.2	393.1	393.1	
Ductile iron castings, other		0427 .99	12/80	109.2	109.3	109.3	
Gray iron castings, other		0429 .99	12/80	106.2	109.7	110.8	
Malleable iron foundries		05	06/81	111.2	111.4	111.4	
Standard malleable iron castings		0511 .99	06/81	105.0	103.8	104.6	
Pearlitic malleable iron castings		0522 .99	06/81	106.1	104.4	105.5	
Steel investment foundries		06	06/81	102.1	(?)	102.0	
Carbon and low alloy steel investment castings		0614 .99	06/81	106.8	109.0	111.4	
High alloy steel investment castings		0621 .99	06/81	109.4	(?)	108.9	
Other steel foundries, carbon steel castings		07	06/81	106.0	(?)	(?)	
Railroad wheels and specialties		0712 .99	06/81	104.9	105.2	105.3	
All other carbon steel castings		0736 .99	06/81	98.2	97.6	97.6	
Other steel foundries, high alloy steel cast		08	06/81	106.6	107.4	107.4	
All other high alloy steel castings		0818 .99	06/81	102.5	103.4	103.4	
Other steel foundries, low alloy steel cast		09	06/81	102.8	103.9	103.9	
All other low alloy steel castings		0917 .99	06/81	106.1	107.1	107.1	
Open die or smith forgings, ferrous		12	06/82	106.3	107.1	107.1	
Alloy steel, excluding stainless and hi-temp		1263 .99	06/82	(?)	100.0	99.9	
Other forge shop products		13	06/82	(?)	100.0	100.0	
Closed die forgings, carbon steel		1351 .33		401.1	400.5	400.5	
Blast and electric furnace products							
Blast furnace products		1016 02	06/82	314.3	314.1	314.1	
Pig iron		0291 .99	06/82	(?)	100.0	100.0	
Electric furnace products		03	06/82	(?)	100.0	100.0	
Ferromanganese	gr. ton	0311 .04		286.5	286.5	286.5	474,333
Ferrosilicon	lb.	0312 .03		313.1	313.1	313.1	.445
Charge chrome	lb.	0313 .04		313.1	313.1	313.1	.503
Steel mill products⁷							
Semifinished steel mill products		1017 02	06/82	350.5	349.9	349.1	
Semifinished steel mill products		0299 .99		(?)	100.0	100.0	
Semifinished steel mill products				370.7	370.4	370.4	

See footnotes at end of table.

Table 6. Producer prices and price indexes for commodity groupings and individual items—Continued

(1967 = 100 unless otherwise indicated)

Commodity	Unit	Commodity code ¹	Other index base	Index			Price
				Mar. 1982 ²	June 1982 ²	July 1982 ²	July 1982
Steel mill products ² —Continued		1017					
Hot rolled sheet and strip, incl. tin mill		03	06/82	(³)	100.0	99.8	
Hot rolled bars, plates, & structural shap		04	06/82	(³)	100.0	99.4	
Steel wire		05	06/82	(³)	100.0	99.7	
Plain wire, carbon steel		0511 .99			366.1	365.8	365.9
Galvanized wire, carbon steel		0515 .99	06/82	(³)	100.0	98.9	
Other coated wire, carbon steel		0519 .99	06/82	(³)	100.0	99.0	
Wire, stainless steel		0551 .99	06/82	(³)	100.0	99.4	
Steel pipe and tubes		06	06/82	(³)	100.0	99.9	
Standard pipe, carbon		0611 .99	06/82	(³)	100.0	99.9	
Line pipe, carbon		0612 .99			417.0	417.0	417.0
Casing (OCTG), carbon		0614 .99			453.6	453.6	451.3
Tubing (OCTG), carbon		0615 .99	06/82	(³)	100.0	96.5	
Pressure tubing, seamless, carbon		0621 .99	06/82	(³)	100.0	97.2	
Pressure tubing, welded, carbon		0622 .99	06/82	(³)	100.0	99.2	
Mechanical tubing, seamless, carbon		0623 .99			442.5	442.5	442.5
Mechanical tubing, welded, carbon		0624 .99			303.4	303.4	302.8
Structural pipe and tubing, carbon		0627 .99	06/82	(³)	100.0	100.0	
Casing (OCTG), alloy		0634 .99			586.2	586.2	586.2
Tubing (OCTG), alloy		0635 .99	06/82	(³)	100.0	100.0	
Mechanical tubing, alloy		0645 .99	06/82	(³)	100.0	100.0	
Pressure tubing, welded, stainless		0662 .99	06/82	(³)	100.0	100.0	
Mechanical tubing, seamless, stainless		0663 .99			236.3	236.3	(³)
Mechanical tubing, welded, stainless		0664 .99			213.2	213.2	(³)
Other pipe and tubing, incl. std. pipe, stainless		0669 .99	06/82	(³)	100.0	104.9	
Cold rolled sheets and strip		07	06/82	(³)	100.0	99.8	
Sheets, c.r., carbon		0711 .99			343.9	343.8	342.9
Strip, c.r., carbon		0715 .99			348.0	347.8	347.8
Sheets and strip, c.r., alloy		0733 .99	06/82	(³)	100.0	100.0	
Sheets, c.r., stainless		0751 .99			236.5	247.3	245.5
Strip, c.r., stainless		0755 .99			225.8	233.2	233.2
Cold finished bars		08	06/82	(³)	100.0	100.5	
Bars, c.f., carbon		0811 .99			342.8	332.7	333.6
Bars, c.f., alloy		0831 .99			356.3	354.7	361.1
Bars, c.f., stainless, 300 series		0852 .99			288.2	288.2	287.0
Bars, c.f., stainless, 400 series		0853 .99	12/77		142.8	142.8	(³)
Other steel mill products		09	06/82	(³)	100.0	100.0	
Nonferrous metals		102			267.2	253.7	256.1
Primary nonferrous metals		1022			283.7	263.6	271.6
Primary nonferrous metals, except precious		01			255.4	239.7	242.5
Aluminum paste pigment	lb.	0109 .01			303.7	303.7	303.7
Primary aluminum ingot, unalloyed		0117 .99	12/80		96.2	92.7	92.6
Primary aluminum ingot, alloyed		0118 .99	12/80		97.5	95.0	93.4
Primary aluminum, other types, except extrusion bill		0119 .99	12/80		100.2	98.8	(³)
Aluminum extrusion billet		0121 .99	12/80		96.6	91.3	89.9
Cobalt	lb.	0122			675.7	675.7	675.7
Domestic copper cathode		0123 .99			186.3	180.0	172.8
Tin, pig, grade A	lb.	0126 .01			391.5	296.5	358.0
Lead, pig, common	lb.	0127			196.4	185.7	192.9
Nickel, cathode sheets	lb.	0128			376.1	376.1	376.1
Zinc, slab, prime Western	lb.	0132			286.5	256.0	273.4
Zinc, slab, special high grade	lb.	0133			274.1	244.0	260.7
Antimony	lb.	0136			344.7	311.2	298.7
Mercury, 76 lb. flask	flask	0148 .01			78.1	73.9	73.8
Magnesium, pig ingot	lb.	0151			372.7	372.7	372.7
Titanium sponge	lb.	0156 .02			552.3	400.7	400.7
Precious metals		02			523.2	461.1	521.9
Gold, refined	tr. oz.	0271			940.7	900.0	1000.7
Silver, bar, refined, .999 fine	tr. oz.	0272			460.6	355.3	424.4
Platinum	tr. oz.	0273			431.3	431.3	431.3
Nonferrous scrap		1023			205.0	165.7	169.5
Copper base scrap		01			145.0	118.6	123.1
Copper scrap, no. 2 refiner	lb.	0106 .01			136.2	107.9	122.1
Heavy yellow brass scrap	lb.	0111			158.4	132.0	127.6
No. 1 composition (red brass) scrap	lb.	0116			171.7	148.4	138.3
Aluminum base scrap		02			372.3	292.7	292.7
Aluminum seg. low-copper clips, N.Y. lb.		0222 .01			387.1	310.9	310.9
Old aluminum, scrap, sheet and cast, N.Y.	lb.	0223 .01			377.8	294.8	294.8
Other nonferrous scrap nec.		03			247.5	203.1	207.2
Scrap lead battery plates	lb.	0321			302.5	288.4	298.6
New scrap nickel, clips and solids, N.Y.	lb.	0326			146.7	135.2	135.2
Block tin pipe scrap	lb.	0331			435.5	306.8	306.8
Old scrap zinc N.Y.	lb.	0336 .01			325.2	168.2	168.2
Secondary nonferrous metals		1024			250.1	225.9	229.0
Aluminum, except extrusion billet		02	12/80		79.0	74.2	73.7
Aluminum ingot		0201 .99	12/80		75.1	70.7	(³)
Other types, except extrusion billet		0202 .99	12/80		82.4	76.8	76.7

See footnotes at end of table.

Table 6. Producer prices and price indexes for commodity groupings and individual items—Continued

(1967 = 100 unless otherwise indicated)

Commodity	Unit	Commodity code ¹	Other index base	Index			Price
				Mar. 1982 ²	June 1982 ²	July 1982 ²	July 1982
Secondary nonferrous metals—Continued							
Refined copper		1024 03	12/80	86.5	71.5	73.3	
Brass ingot, alloyed		0302 .99	12/80	83.7	(?)	(?)	
Bronze ingot, alloyed		0304 .99	12/80	88.0	84.0	(?)	
Refined lead		04	12/80	93.2	90.5	90.1	
Babbitt metal, alloyed		0403 .99		306.7	276.2	(?)	
Refined zinc		05	12/80	102.9	90.9	93.5	
Zinc dust, unalloyed		0502 .99	12/80	125.9	120.8	(?)	
Zinc-base alloys		0503 .99	12/80	102.8	89.9	(?)	
Precious metals		06	12/80	51.4	48.5	52.3	
Gold, unalloyed		0601 .99	12/80	54.0	52.3	55.8	
Silver, unalloyed		0602 .99	12/80	42.3	32.4	38.3	
Other nonferrous metals		07	12/80	101.7	93.5	92.4	
Nonferrous mill shapes							
Aluminum mill shapes		1025 01		302.6	296.6	296.2	
Sheet, flat 5052-H 32	lb.	0101 .04		302.1	300.2	299.5	
Sheet, flat 2024-T3, heat treatable	lb.	0102 .03	12/68	305.1	305.1	305.1	\$1.274
Sheet, coiled, bare, siding		0103 .99		(?)	304.7	304.7	1.936
Sheet, coiled, bare, finstock		0104 .99		262.9	256.5	256.5	
Sheet, coiled, bare, reroll (foil base)		0105 .02		312.0	301.3	301.3	
Sheet, coiled, bare, all others		0107 .99	06/81	289.9	289.9	289.9	.832
Sheet, coiled, nonheat-treatable, precoated		0108 .99	06/81	104.0	102.3	102.1	
Sheet, flat, nonheat-treatable, bare		0109 .99	06/81	106.5	106.3	106.3	
Foil, plain (under .006 inches)		0111 .99		108.8	108.8	108.8	
Tube, extruded, 6000 alloy series		0121 .99	12/68	214.4	214.4	214.1	
Tube, drawn, 6000 alloy series		0123 .99	12/68	276.6	276.2	275.9	
Plate, heat treatable 7075-T651	lb.	0127 .03	12/68	282.9	282.9	282.9	2.140
Plate, nonheat-treatable, 5083-H32		0128 .05		390.8	390.8	390.8	1.724
Bar, extruded, other than 2000 and 7000 alloy series		0132 .99	12/81	(?)	345.7	345.7	
Pipe, extruded		0135 .99	12/81	99.4	98.9	98.0	
Rod, screw machine stock, 2011-T3	lb.	0141 .01		100.0	100.0	98.6	
Rod, extruded, other than 2000 and 7000 alloy series		0147 .99	12/81	224.5	(?)	(?)	(?)
Extrusion, solid, circle size under 3		0151 .99	12/81	99.5	99.0	98.8	
Extrusion, solid, circle size 3 to under 4		0152 .99	12/81	99.5	99.7	99.1	
Extrusion, solid, circle size 4 to under 5		0153 .99	12/81	99.0	98.4	97.7	
Extrusion, solid, circle size 5 to 9		0154 .99	12/81	99.8	99.6	99.6	
Extrusion, solid, cir. size 10 and over	lb	0155 .03		99.4	99.0	99.0	
Copper and brass mill shapes		02		286.2	286.2	286.2	
Copper-base alloy strip		0231 .99		210.1	201.4	201.2	
Copper-base alloy rod		0232 .99		245.7	239.8	237.6	
Copper-base alloy tube; non-plumbing		0233 .99		173.2	162.6	164.3	
Copper tubing, non-plumbing		0253 .99		251.7	247.8	248.1	
Copper tubing, plumbing		0254 .99	12/80	227.7	204.2	204.2	
Copper sheet or strip		0255 .99		76.1	72.2	73.2	
Copper rod		0256 .99	12/80	237.9	233.9	232.5	
Nickel alloy mill shapes		04	12/70	87.7	82.8	82.1	
Nickel plate, 200 alloy	lb.	0462	12/70	313.2	303.6	303.6	6.390
Monel sheet, 400 alloy	lb.	0463		293.1	293.1	293.1	5.190
Titanium mill shapes		05	12/70	377.5	377.5	377.5	
Titanium mill shapes		0501 .99	06/82	380.8	372.3	370.2	
Other mill shapes		19	12/70	(?)	100.0	99.4	
Gold mill shapes		1901 .99	06/82	339.2	329.8	330.3	
Nonferrous wire and cable							
Copper wire and cable		1026 01		205.8	204.4	202.0	
Bare wire, no. 8 awg		0101		198.1	196.9	194.7	
Copper bare wire, alloyed		0102 .99	12/80	165.3	166.7	164.6	
Automotive primary wire	1000 ft.	0103 .01		95.9	94.3	(?)	
Building wire, type THW, 12 AWG	1000 ft.	0106 .06		222.4	220.1	220.1	15.643
Building wire, type THW, 500 MCM	1000 ft.	0107 .02	12/69	149.1	140.3	142.1	
Building wire, type RHW-RHH	1000 ft.	0109 .02	12/69	137.6	130.8	122.7	
Nonmetallic sheathed cable 12/2, w.g.	1000 ft.	0111 .04		106.3	105.0	105.6	
Portable power cable, type GGC	1000 ft.	0117 .08		165.9	162.1	158.1	
Control cable, thermoplastic insul.	1000 ft.	0119 .01	12/69	206.7	(?)	(?)	
Cord sets, power supply, 6'	per 1000	0137 .09	12/68	194.0	191.3	191.3	217.840
Magnet wire, class B, no.25, solderable	100 lbs.	0143 .01	12/69	230.2	229.7	229.7	
Magnet wire, class F, no. 18 AWG	100 lbs.	0144 .01	12/69	171.1	169.5	164.3	
Magnet wire, class H, no. 17 AWG	100 lbs.	0145 .01	12/69	166.8	165.1	159.4	
Magnet wire, class A, no.35, solderable	100 lbs.	0147 .05	12/69	155.4	153.8	148.3	
Telephone cable, polyethylene	1000 ft.	0151 .11	12/68	208.7	207.4	203.2	
Aluminum wire and cable		02	12/69	211.0	225.6	223.9	
ACSR cable, (drake)	lb.	0261 .04		239.2	236.9	232.9	
Service entrance cable	1000 ft.	0267 .03		278.6	275.5	269.3	.918
Magnet wire, class F, no. 17 AWG	100 lbs.	0281 .03	12/69	255.7	252.9	249.2	303.828
Nonferrous foundry shop products							
Zinc castings		1028 01	06/77	127.7	127.7	129.0	
Automotive, plated	part	0101 .06	06/77	128.1	126.8	126.8	
Automotive, non-plated	part	0102	06/77	128.6	124.0	128.6	
Non-automotive, plated	part	0103 .05	06/77	126.3	132.4	132.7	

See footnotes at end of table.

Table 6. Producer prices and price indexes for commodity groupings and individual items—Continued

(1967 = 100 unless otherwise indicated)

Commodity	Unit	Commodity code ¹	Other index base	Index			Price
				Mar. 1982 ²	June 1982 ²	July 1982 ²	July 1982
Nonferrous foundry shop products—Continued							
Non-automotive, non-plated	part	1028					
Aluminum castings		0104 .07	06/77	128.0	(³)	127.7	
Die casting, automotive	ea.	02					
		0201 .05	12/72	263.5	262.6	262.4	
Metal containers		103		327.2	330.2	329.9	
Metal cans and can components							
Steel cans		1031		329.3	332.7	332.4	
Beer can		02	06/81	103.6	104.6	104.6	
Fruit and fruit juice can		0206 .07		(³)	(³)	(³)	
Vegetable & vegetable juice can		0209 .99	06/81	109.6	109.8	109.8	
Lard and shortening can		0211 .99		362.4	(³)	(³)	
All other food (including soup) cans		0214 .99	06/81	105.0	(³)	(³)	
Paint and varnish can		0215 .99	06/81	107.6	108.1	108.1	
Aerosol can		0218 .99	06/81	107.5	108.3	108.3	
All other non-food cans		0219 .99	06/81	96.7	(³)	(³)	
Aluminum cans		0222 .99	06/81	100.6	102.9	103.3	
Beer can		03	06/81	105.5	107.1	105.9	
Metal can component (steel and aluminum)		0302 .99	12/70	259.3	264.0	260.2	
Metal can components (steel and aluminum)		04	06/81	102.2	111.7	111.8	
		0401 .99	06/81	102.2	111.7	111.8	
Barrels, drums, and pails		1032		317.1	317.1	317.1	
Steel barrel, 55 gal.	ea.	0111 .03		334.8	334.8	334.8	\$22.136
Steel pail, 5 gal.	per 100	0116 .04		277.9	277.9	277.9	
Hardware		104		278.2	277.9	278.9	
Hardware, n.e.c.							
Builders hardware		1041		257.4	255.6	256.3	
Padlock combination	doz.	01		270.8	271.6	271.6	
Padlock, pin tumbler	doz.	0105 .01	12/75	134.3	134.3	134.3	
Cabinet hinge	ea.	0108 .04		346.2	346.2	346.2	50.323
Door lock, mortise, std. duty, keyed	ea.	0111 .06		267.7	276.7	276.7	
Door lock, bored, std. duty, keyed	ea.	0113 .03	12/75	168.4	169.1	169.1	
Door lock, bored, residential, keyless	ea.	0114 .03	12/70	267.8	267.9	267.9	
Door lock, bored, residential, keyed	ea.	0116 .08		261.2	257.4	257.4	4.773
Exit device, heavy duty, rim type	ea.	0118 .03	12/75	168.1	166.0	166.0	12.454
Full mortise hinges, light wt.	pr.	0119 .06	12/67	282.0	282.0	284.2	147.181
Sash fastener	ea.	0121 .02		274.4	280.5	280.5	.899
Screen door closer, pneumatic type	ea.	0125 .03	12/67	299.2	299.2	299.2	.431
Door closer, overhead, commodity grade	ea.	0129 .03	12/70	262.5	266.4	266.4	
Door stop	ea.	0131 .05		218.5	218.5	218.5	31.050
Cabinet pull	ea.	0136 .03	12/75	164.1	172.9	172.9	
Dead lock, standard duty	ea.	0137 .01	12/75	173.5	173.9	173.9	.444
Transportation equipment hardware		0138 .01	12/75	149.7	143.1	143.1	11.297
Other automobile hardware	set	03	12/67	227.1	222.7	222.7	
Stern cleat, marine	ea.	0345 .31	12/67	221.9	207.9	207.9	
Stern light, marine	ea.	0347 .05	12/68	257.9	257.9	257.9	
Furniture hardware		0351 .06	12/68	259.7	259.7	259.7	
Bedframe caster	400 pcs	04		352.4	354.3	360.7	
Caster, office chair	ea.	0456 .04	12/67	307.1	307.1	313.4	
Desk lock, cam type	ea.	0457 .06	12/67	278.5	281.6	289.4	
		0461 .02	12/67	380.6	380.6	380.6	
Hand tools		1042		333.3	337.0	338.9	
Axe, single bit	doz.	0106 .04		345.7	345.7	345.7	149.274
Wood chisel - 1 inch	ea.	0121 .07		282.7	282.7	282.7	
Wrench, open end	ea.						
Wrench, box	ea.	0132 .01		376.6	398.0	398.0	
Wrench, adjustable	ea.	0133		308.0	318.7	318.7	5.388
Pipe wrench, heavy duty	ea.	0134 .03		354.5	368.1	368.1	11.584
Screw driver	ea.	0141 .03		275.7	275.7	275.7	1.833
Automobile bumper jack, ratchet type	ea.	0144 .05	12/67	700.1	602.0	613.0	
Vise, standard	ea.	0146 .01		340.8	340.8	340.8	129.159
Wrench socket	ea.	0147 .02		289.2	297.2	297.2	
Pliers	ea.	0151 .02		307.7	326.1	326.1	6.141
Shovel	ea.	0156		352.0	354.6	367.3	11.842
Hammer, carpenter	doz.	0161 .03		297.1	297.1	297.1	
Hoe, field and garden	ea.	0166 .01		345.2	345.2	353.1	6.955
File flat	doz.	0176 .01		436.0	436.0	436.0	28.459
Hacksaw blades	per 100	0181 .02		173.3	173.3	173.3	19.084
Handsaw, crosscut	ea.	0182 .01	12/72	198.8	198.8	198.8	10.221
Plumbing fixtures and brass fittings		105		279.1	282.5	283.0	
Enameled iron fixtures							
Enameled iron bathtubs		1051		307.2	308.1	307.4	
Enameled iron lavatories		0101 .99		286.2	286.2	286.1	
Enameled iron sinks		0111 .05		352.2	354.9	352.4	
		0121 .02		345.4	349.5	348.2	
Vitreous china fixtures		1052		261.3	266.2	264.8	

See footnotes at end of table.

Table 6. Producer prices and price indexes for commodity groupings and individual items—Continued

(1967 = 100 unless otherwise indicated)

Commodity	Unit	Commodity code ¹	Other index base	Index			Price
				Mar. 1982 ²	June 1982 ²	July 1982 ²	July 1982
Vitreous china fixtures—Continued							
Lavatory	ea.	1052 0101 .04		296.2	303.3	301.3	
Water closet combination	ea.	0111 .05		230.1	233.0	232.1	
Steel fixtures							
Enameled steel bathtubs		1053 0101 .99		231.2	231.0	231.2	
Stainless steel sinks		0113 .99	12/74	204.7	(?)	(?)	
Enameled steel lavatories		0121 .99	12/80	145.8	145.8	146.0	
Brass fittings							
Bathtub drain and overflow	ea.	1054 0111 .05		285.9	290.0	291.4	
Bathtub and shower fitting combination	ea.	0112 .04		257.7	259.2	259.2	\$21.353
Single control bath/shower combo	ea.	0113 .02	12/75	290.1	291.8	291.8	39.747
Lavatory faucet, combination	ea.	0121 .05		168.8	171.7	171.7	36.705
Sink faucet, deck type	ea.	0141 .07		262.8	264.2	264.2	26.939
Single control kitchen sink	ea.	0142 .03	12/75	293.8	297.0	297.0	24.519
Lavatory trap, bent tube, adjustable	ea.	0161		163.8	166.1	166.1	32.047
Water control/float valve	ea.	0162 .01	12/75	328.6	335.1	339.7	
				180.8	180.4	180.4	
Heating equipment							
Steam and hot water equipment							
Gas heating boilers		1061 0102 .99		235.4	238.6	239.1	
Oil heating boilers		0103 .99		239.2	244.0	244.0	
Steel heating boilers		0111 .99		247.3	250.1	250.1	
Steel heating boilers over 400 mbh		0113 .99	12/80	261.9	265.7	265.7	
Steel radiators and convectors		0131 .99	12/80	238.5	244.4	244.4	
All other radiators and convectors		0141 .99	12/80	111.0	111.9	111.9	
Warm air furnaces							
Steel, forced air, oil, 95-112 m btu	ea.	1062 0133 .08		237.6	239.1	239.6	
Gas-fired wall furnaces		0136 .99		235.4	(?)	(?)	
Steel, forced air, gas, 72-88 mbtu	ea.	0142 .15		315.5	(?)	319.0	
Gas-fired floor furnaces		0146 .99	12/80	249.4	250.7	250.7	306.138
Electric, forced air, 10kw	ea.	0159 .04	12/75	119.6	123.4	123.1	
				142.4	(?)	(?)	
Conversion burners							
Commercial/industrial oil burners		1063 0111 .99	12/80	231.8	234.3	234.3	
Gas burners over 400 mbh		0116 .99	12/80	112.2	113.6	113.6	
Gas burners, 400 mbh and under		0121 .99		110.3	112.2	112.2	
Com./ind. dual fuel burners		0136 .99	12/80	243.0	245.9	(?)	
				115.1	116.7	116.7	
Domestic heating stoves							
Wood/coal stoves, non-airtight		1064 0121 .99	12/80	200.2	197.5	205.4	
Wood/coal stoves, airtight		0126 .99	12/80	108.7	107.3	113.1	
				110.1	109.9	111.4	
Unit heaters and ventilators							
Unit heaters		1065 01	12/67	230.8	224.0	225.6	
Gas fired propeller-fan type, under 400 mbh		0121 .99		279.0	281.5	285.4	
Steam, propeller fan type	ea.	0126 .05	12/67	244.2	244.2	(?)	
				280.8	285.6	285.6	285.562
Water heaters, domestic							
Electric	ea.	1066 0101 .08		225.8	235.4	234.7	
Gas	ea.	0113 .05		200.8	206.9	207.5	
				239.6	251.7	250.0	
Other systems and other parts							
Other heating systems		1067 01	12/80	113.1	113.2	113.7	
Gas-fired infra-red heaters		0116 .99	12/80	113.6	114.1	114.1	
Non-electric fireplaces		0121 .99	12/80	105.7	107.9	(?)	
Other heating systems, n. e. c.		0126 .99	12/80	110.2	110.2	110.2	
Other parts for heating systems		02	12/80	113.5	113.6	113.8	
Other parts, n. e. c.		0216 .99	12/80	112.9	112.8	113.5	
				114.8	114.2	118.0	
Fabricated structural metal products							
Metal doors, sash, and trim							
Window, aluminum, res. slide type	ea.	1071 0111 .04		304.5	305.2	303.8	
Window, aluminum, res. single hung	ea.	0112 .10		288.1	289.0	288.8	
Window, aluminum, com., projected	ea.	0113	12/71	310.8	310.8	310.8	
Window, aluminum, com., double hung	ea.	0114 .05	12/71	283.8	283.8	283.8	
Door assembly, steel	ea.	0121 .05		219.4	216.6	216.6	
Door frame, steel	ea.	0122 .04		244.0	244.0	244.0	
Sliding glass door, aluminum	ea.	0123 .02	12/71	326.5	326.5	326.5	84.014
Aluminum storm window	ea.	0131 .04		298.0	298.0	298.0	24.132
Aluminum storm door combination	ea.	0132 .10		202.2	202.9	200.8	
				273.2	273.2	275.5	26.630
				240.2	252.1	253.8	
Metal tanks							
Pressure vessels, non-aluminum		1072 0102 .99	06/80	313.4	312.8	311.6	
Elevated water tank, field erected		0111 .99		123.2	123.2	(?)	
Bulk storage tank, 6,000 gallons or less		0112 .99		447.4	(?)	443.7	
Bulk storage tank, over 6,000 gallons		0113 .99		329.3	330.2	328.1	
				308.1	304.0	301.6	

See footnotes at end of table.

Table 6. Producer prices and price indexes for commodity groupings and individual items—Continued

(1967 = 100 unless otherwise indicated)

Commodity	Unit	Commodity code ¹	Other index base	Index			Price
				Mar. 1982 ²	June 1982 ²	July 1982 ²	July 1982
Metal tanks—Continued		1072					
Non-LPG gas cylinders		0122 .99	06/80	111.2	111.2	111.0	
Other pressure tanks		0133 .99	06/80	(?)	107.6	107.6	
Custom tank, 3/4 in. and less		0138 .99	06/80	119.7	120.8	120.4	
Petroleum storage tanks		0147 .99	06/80	113.7	114.1	113.2	
Sheet metal products		1073		304.4	304.7	304.7	
Roofing, steel, formed	square	0101 .06		348.2	348.0	348.0	\$28.714
Siding aluminum, noninsul. mfr. to dist.	square	0111 .04		258.8	258.1	258.1	54.140
Siding alum., insulated, mfr. to dist.	square	0113 .06		206.4	206.8	206.8	56.934
Furnace pipe, galv., 30 gal., 6 in. dia.	ea.	0155 .03		208.2	201.8	201.8	1.768
Elbows 90 dg., galv., 30 ga., 6 in. dia.	ea.	0157 .03		298.4	293.1	293.1	.950
Grain bin, farm	ea.	0159 .05	12/75	160.7	168.4	168.4	
Grain bin, commercial	ea.	0161 .04	12/75	147.2	154.5	154.5	
Struct., arch., pre-eng. metal products		1074		306.5	305.8	302.6	
Fabricated iron and steel pipe and fitting		02	06/81	105.1	105.7	104.7	
Fossil fuel power plant		0202 .99	06/81	(?)	(?)	101.8	
Other iron and steel pipe fabrication		0214 .99	06/81	104.7	104.7	104.7	
Fabricated iron and steel tube and fitting		03	06/81	104.5	105.8	105.8	
Seamless tubing		0301 .99	06/81	102.4	102.2	102.2	
Welded tubing		0302 .99	06/81	105.4	107.3	107.3	
Nonferrous pipe and tube fabrication		04	06/81	101.5	101.5	101.5	
Fabricated structural metal		05	06/81	104.8	104.8	103.3	
Fabricated structural metal for buildings		0501 .99		(?)	(?)	310.7	
Fabricated structural metal for bridges		0511 .99		(?)	(?)	298.2	
Other fabricated structural metal		0512 .99	06/82	(?)	100.0	98.4	
Miscellaneous metal work		07	06/81	100.8	99.4	99.2	
Expanded metal lath	sq. yd.	0781 .02		336.5	336.5	336.5	1.379
Expanded corner bead	m lin.ft.	0782 .01		334.0	334.0	334.0	147.389
Fabricated bars	lb.	0791 .06	12/73	176.4	173.4	172.9	
Heat exchanges and condensers		1075	06/80	117.1	120.0	121.6	
Bare tube heat exchangers		0101 .99	06/80	(?)	126.7	129.9	
Fin tube heat exchangers		0102 .99	06/80	114.0	114.0	114.1	
Fabricated steel plate		1076	06/80	110.7	110.7	111.2	
Large diameter pipe		0101 .99	06/80	121.7	(?)	121.7	
Weldments		0111 .99	06/80	111.4	111.4	111.4	
Other fabricated plate		0121 .99	06/80	106.7	106.7	107.8	
Steel power boilers		1077	06/80	117.0	119.7	119.3	
Prefabricated metal buildings		1079	06/81	104.8	106.8	106.0	
Prefab. metal bldg systems, ex. farm svcs		01	12/81	99.3	99.7	99.4	
Industrial and commercial		0115 .99	12/81	99.4	99.8	99.5	
Public and educational		0118 .99	12/81	(?)	97.9	96.7	
Other prefab. & portable metal buildings		02	12/81	100.7	105.3	103.6	
Grain storage bldgs., incl. farm & commercial types		0214 .99	12/81	(?)	107.6	108.0	
Other farm service buildings, steel and aluminum		0215 .99	12/81	100.1	105.9	105.9	
Small utility bldgs, incl. tool sheds, cabanas, etc.		0221 .99	12/81	97.7	103.6	99.7	
Dwellings & other non-farm buildings		0235 .99	12/81	107.0	107.3	107.2	
Panels, parts, & sections for prefab bldgs		03					
Panels, parts, sections for prefabricated buildings		0354 .99	12/81	99.3	99.8	99.8	
Miscellaneous metal products		108		279.0	289.5	288.8	
Bolts, nuts, screws, rivets, and washers		1081		269.1	273.6	273.1	
Externally thread. fasteners, ex. aircraft		02	06/82	(?)	100.0	99.6	
Hex bolts		0206 .99	06/82	(?)	100.0	95.6	
Square and round bolts		0207 .99	06/82	(?)	100.0	100.0	
Studs		0208 .99	06/82	(?)	100.0	103.2	
Flanged, self-locking set and wood screws		0209 .99	06/82	(?)	100.0	99.4	
Machine screws		0221 .99	06/76	(?)	(?)	150.6	
Cap screws		0231 .99		195.4	195.4	195.7	
Mine roof bolt	per 100	0241 .06	12/71	212.7	212.7	212.7	
High-strength structural and bent bolts		0246 .99	12/76	121.6	121.8	124.4	
Thread-cutting & rolling, & self drilling screws		0256 .99	06/82	(?)	100.0	100.0	
Other externally threaded fasteners		0261 .99	06/82	(?)	100.0	100.0	
Internally thread. fasteners, ex. aircraft		03	06/82	(?)	100.0	100.0	
Nonthreaded fasteners, except aircraft		04	06/82	(?)	100.0	100.1	
Aircraft-aerospace fasteners		05	06/82	(?)	100.0	100.0	
Aircraft-aerospace fasteners		0536 .99	06/82	(?)	100.0	100.0	
Other formed fasteners		06	06/82	(?)	100.0	100.0	
Lighting fixtures		1083		259.9	263.1	262.8	
Residential		02	06/81	105.1	106.1	106.1	
Res., incand., ceiling, enclosed bowl	ea.	0203 .13		301.7	309.0	309.0	
Res., incand., exterior wall bracket	ea.	0209 .03		340.0	347.6	347.6	
Residential fluorescent ceiling fixture	ea.	0211 .08	12/69	215.7	215.7	215.7	
Commercial/institutional or industrial		03	06/81	104.8	107.1	106.6	

See footnotes at end of table.

Table 6. Producer prices and price indexes for commodity groupings and individual items—Continued

(1967 = 100 unless otherwise indicated)

Commodity	Unit	Commodity code ¹	Other index base	Index			Price
				Mar. 1982 ²	June 1982 ²	July 1982 ²	July 1982
Lighting fixtures—Continued		1083					
Commercial incandescent fixtures, surface or pendant		0301.99	12/68	252.5	260.8	260.8	
Commercial incandescent fixtures, recessed		0303.99	06/81	(?)	(?)	103.1	
Other commercial incand. fixtures, incl. portable		0307.99	06/81	101.2	105.6	105.6	
Commercial H.I.D. fixtures, mercury and other types		0311.99	06/81	111.1	111.7	112.4	
Commercial fluor. fixtures, recessed air handling		0321.99		225.8	228.3	228.3	
Commercial fluor. fixtures, recessed non-air		0323.99		212.3	(?)	225.3	
Commercial fluorescent strip lights		0325.99	12/73	216.9	(?)	216.1	
Commercial fluorescent fixtures, plastic wraparound		0329.99	12/67	254.9	(?)	253.4	
Commercial fluorescent fixtures, wall mounted		0331.99	06/81	109.4	109.4	109.4	
Commercial fluorescent fixtures, surface or pendant		0333.99	06/81	108.0	110.3	110.3	
Other commercial fluor. fixtures, incl. portable		0338.99	06/81	106.6	106.7	106.7	
Component or renewal parts for commercial fixtures		0345.99	06/81	104.8	104.8	104.8	
Industrial fluorescent fixtures, general types		0361.99		(?)	266.1	266.1	
Industrial H.I.D. fixtures, mercury and other types		0371.99	06/81	102.6	103.6	(?)	
Vehicular		04	06/81	111.8	111.8	111.8	
Motor vehicle rear light assembly	ea.	0453.13	12/73	195.9	(?)	(?)	(?)
Outdoor and other types		05	06/81	111.1	112.4	112.6	
Floodlight, incandescent, 1,500 w., g.p.	ea.	0501.07		237.9	237.9	237.9	
Mercury vapor floodlight, 400 watt	ea.	0503.11	12/69	201.8	200.9	202.3	
Mercury floodlight, 1000 watt	ea.	0504.09	12/73	190.5	190.5	190.5	\$282.412
Flashlight, 2 cell, general purpose	ea.	0521.01		198.8	208.1	208.1	
Fabricated wire products		1088					
Ferrous wire rope, cable and strand		01	06/82	(?)	100.0	98.2	
Wire rope and cable		0111.99	06/82	(?)	100.0	96.4	
Steel nail and spikes		02	06/82	(?)	100.0	98.5	
Bright nails		0211.99		368.0	366.2	366.2	
Galvanized nails		0213.99		370.4	368.9	368.9	
Cement coated nails		0217.99	06/82	(?)	100.0	(?)	
Other wire nails		0219.99	06/82	(?)	100.0	100.0	
Steel wire staples		0223.99	06/82	(?)	100.0	100.0	
Steel fencing and fence gates		06	06/82	(?)	100.0	100.2	
Wire fence, woven and welded		0621.99		314.6	321.0	321.0	
Fence posts, gates and fittings		0635.99	06/82	(?)	100.0	100.3	
Ferrous wire cloth, other woven wire prod.		07	06/82	(?)	100.0	100.2	
Insect wire screening		0721.02		261.5	261.5	261.5	9.637
Woven wire netting		0771.99	06/82	(?)	100.0	100.4	
Other fabricated ferrous wire products		09	06/82	(?)	100.0	97.2	
Barbed and twisted steel wire		0951.99		362.7	364.3	364.4	
Welded steel wire fabric for concrete reinforcing		0961.99		270.3	274.1	274.4	
Other steel wire fabric		0965.99	06/82	(?)	100.0	100.4	
Other wire products		0999.99	06/82	(?)	100.0	100.0	
Other miscellaneous metal products		1089					
Hot formed springs		02	06/81	282.0	295.4	295.4	
Orig. equip. leaf springs, except for passenger cars		0216.99		104.8	104.8	104.6	
Replacement leaf springs for motor vehicles		0217.99	06/81	280.8	(?)	283.4	
Locomotive, railroad car & other helical springs		0225.99	06/81	113.7	114.2	114.2	
Cold formed springs		03	06/81	107.5	(?)	(?)	
Cold formed flat springs made of sheet & strip steel		0311.99	06/81	100.4	102.0	102.0	
Precision mechanical springs		04		100.4	102.0	102.0	
Steel spring, precision mechanical	per m	0424.13	12/69	276.2	277.6	277.6	
Other metal products		05		281.5	296.5	296.5	
Collapsible tube, aluminum	gross	0503.04		253.7	(?)	(?)	
Job stampings, automotive	per 100	0506.30	12/72	213.7	226.5	226.5	
Job stampings, non-automotive	per 100	0511.29	12/72	243.4	265.6	265.6	
Insect screening, aluminum	100 sq.ft.	0533.01		281.0	281.0	281.0	11.602
Steel strapping, flat, 1-1/4 x .031	cwt	0553.04	12/67	286.2	286.2	286.2	43.729
Steel strapping, flat, 5/8" x .020"	cwt.	0554.01	12/67	285.6	285.6	285.6	43.965
Machinery and equipment		11		276.2	278.4	279.4	
Agricultural machinery and equipment		111		306.4	308.8	310.2	
Farm, lawn and garden tractors		1111					
Wheel type - farm		01		312.4	315.0	316.2	
Diesel, 70-99 pto hp	ea.	0104.24		338.2	339.3	339.2	
Diesel, 50 - 69 pto hp	ea.	0106.20		325.9	321.2	321.2	
Diesel 35 - 49 pto hp	ea.	0107.16	12/70	327.2	320.9	317.5	
Wheel tractor, diesel, 100-129 pto. h.p.	ea.	0108.13	12/72	270.2	280.5	281.2	
Wheel tractor, diesel 130 h.p.	ea.	0109.15	12/72	285.8	288.2	288.2	
Lawn and garden tractors and equipment		05		277.8	277.9	278.5	
Lawn and garden, riding type 10 plus hp	ea.	0522.27		268.3	268.6	268.6	
Garden tractor attachments	set	0528.16	12/67	256.3	256.5	256.5	
Tractor parts		51	12/73	304.4	305.1	305.1	
Agricultural machinery excl. tractors		1112					
Plows		01		313.5	316.0	317.5	
Plow, moldboard, semi-mounted, 6 bottom	ea.	0102.18		354.9	358.4	359.3	
Plow, chisel type	ea.	0104.21	12/67	397.3	405.5	405.5	
				263.1	269.5	269.5	

See footnotes at end of table.

Table 6. Producer prices and price indexes for commodity groupings and individual items—Continued

(1967 = 100 unless otherwise indicated)

Commodity	Unit	Commodity code ¹	Other index base	Index			Price
				Mar. 1982 ²	June 1982 ²	July 1982 ²	July 1982
Agricultural machinery excl. tractors—Continued							
Plow shares, for standard plows	ea.	1112 0108 .06	12/67	329.6	318.1	322.2	
Harrows and rotary cutters		02	12/67	332.6	337.0	338.9	
Harrow, disc, drawn	ea.	0213 .23		350.5	353.6	353.6	
Rotary cutter, 66 inches or less	ea.	0216 .15	12/67	288.7	295.7	301.0	
Planting and fertilizing machinery		03		316.9	327.1	327.5	
Corn planter, drawn, 6-row	ea.	0322 .18		333.9	347.3	348.1	
Grain drill, fertilizer type		0324 .08		331.0	338.7	340.0	
Manure spreader, pto driven	ea.	0325 .15		289.8	306.7	(?)	
Fertilizer distributor, centrifugal	ea.	0327 .14	12/67	293.6	(?)	(?)	
Hydraulic farm loader, front end	ea.	0328 .10		340.2	342.4	342.4	
Cultivators		04		290.3	295.6	295.6	
Field cultivator, drawn, 10-13 ft	ea.	0434 .12	12/73	259.9	262.0	262.0	
Tool bar, basic unit	ea.	0435 .09	12/67	299.2	306.8	306.8	
Cultivator, rear mounted, 6 row	ea.	0436 .10	12/72	243.2	252.1	252.1	
Sprayers		05		250.7	249.4	249.4	
Hand sprayer	ea.	0542 .06		227.5	227.5	227.5	
Field sprayer, tractor mounted	ea.	0544 .20		253.2	239.7	239.7	
Harvesting machinery		06		306.3	302.2	302.3	
Cotton picker, 2-row, self-propelled	ea.	0651 .11		283.1	283.1	283.1	
Combine, self-propelled, 20-24 ft. cut	ea.	0652 .29	12/70	312.2	301.7	301.7	
Corn head attachment - 4 row	ea.	0657 .09	12/70	244.2	245.0	245.6	
Windrower, self-propelled	ea.	0658 .19	12/70	248.9	258.0	(?)	
Forage harvester, drawn	ea.	0659 .23		285.7	282.3	(?)	
Haying machinery		07		316.6	324.7	325.0	
Mower, mounted	ea.	0762 .06		330.6	330.6	(?)	
Rake, ground driven, 8 ft.	ea.	0763 .07		307.4	308.2	308.2	
Hay baler, drawn, twine tying	ea.	0765 .17		334.1	347.5	347.5	
Combination mower conditioner, 8-9 1/2	ea.	0767 .10	12/70	236.8	242.2	242.9	
Crop preparation machinery		08	12/67	303.5	306.3	318.9	
Portable grinder-mixer	ea.	0875 .16		316.0	314.5	332.2	
Elevators		09	12/67	331.5	328.4	328.4	
Farm elevator, portable, double chain	ea.	0981 .11	12/75	183.5	183.5	183.5	
Farm elevator, portable, auger type	ea.	0983 .10	12/67	315.4	310.8	310.8	
Farm wagons		11		310.8	319.7	319.7	
Parts, farm mach. excluding tractor		51	12/73	241.5	245.0	247.0	
Agricultural equipment							
Poultry equipment		1113 01		253.7	254.4	256.0	
Incubator - hatcher	ea.	0101 .10	12/67	261.2	260.2	262.4	
Laying cage, non-automated	ea.	0105 .17	12/69	264.6	265.0	274.6	
Barn equipment		02		285.9	(?)	(?)	
Silo unloader, 14 ft. capacity	ea.	0212 .17		281.5	280.7	283.8	
Bunk feeder, electric powered	ea.	0213 .15	12/67	319.0	319.0	319.0	
Pipe line milker unit	ea.	0215 .02	12/70	287.2	287.2	287.2	
Bulk milk cooler	ea.	0216 .13		242.2	250.4	252.0	
Barn cleaner	ea.	0218 .10		218.9	218.2	220.1	
Metal hog feeder, self-feeding	ea.	0221 .03		324.0	324.1	324.1	
Water systems		03		267.2	266.0	266.0	
Shallow well, jet, 1/3 h.p.	ea.	0322 .08		225.0	227.7	227.7	
Submersible pump, deep, 3/4 h.p.	ea.	0324 .12		235.8	240.9	240.9	
Convertible jet, 1/2 h.p.	ea.	0326 .13		194.8	195.3	195.3	
				265.6	271.2	271.2	
Construction machinery and equipment							
Power cranes, excavators, and equipment		112 1121		339.2	343.7	346.1	
Excavators		04	12/80	317.8	320.9	323.6	
Hydraulic excavators		0402 .99	12/80	105.4	106.9	106.9	
Cranes		06	12/80	106.8	108.8	108.8	
Cable operated cranes		0608 .99	12/80	113.4	114.5	115.6	
Hydraulic operated cranes		0609 .99	12/80	113.7	115.6	(?)	
Miscellaneous cranes		0611 .99	12/80	113.3	113.5	116.0	
Front end attachments and parts		07	12/80	112.9	113.2	113.7	
Front end attachments cranes, draglines, shovels		0701 .99	12/80	108.6	109.2	111.1	
Parts for cranes draglines and shovels		0702 .99	12/80	111.9	114.1	114.1	
				108.2	108.1	(?)	
Construction equipment for mounting		1122		374.0	373.9	374.9	
Special mounting equipment		01		382.9	379.7	380.9	
Ripper	ea.	0109 .12		382.2	381.0	389.8	
Front end loader with bucket		0123 .99		407.0	392.3	392.3	
Tractor mounted winches and other attachments		0127 .99	12/70	298.7	304.3	304.3	
Dozer, hydraulic		02	12/76	161.4	166.8	166.8	
6' and under 10'1"	ea.	0201 .04	12/76	162.7	168.8	169.5	
10' and under 14'1"	ea.	0203 .03	12/76	183.7	189.7	189.7	
14'1" and over	ea.	0205 .05	12/76	150.4	155.4	155.4	
Specialized construction machinery		1123		381.8	385.9	390.4	
Other specialized construction machinery		01		387.7	393.2	399.0	
Trencher	ea.	0101 .16		391.8	(?)	415.4	
Dewatering pump, 10,000 g. p. h.	ea.	0131 .06		285.8	285.8	285.8	
Dewatering pump, 90,000 g. p. h.	ea.	0132 .05		374.9	374.9	374.9	

See footnotes at end of table.

Table 6. Producer prices and price indexes for commodity groupings and individual items—Continued

(1967=100 unless otherwise indicated)

Commodity	Unit	Commodity code ¹	Other index base	Index			Price
				Mar. 1982 ²	June 1982 ²	July 1982 ²	July 1982
Specialized construction machinery—Continued							
Winches, including marine		1123					
Crushing and screening plants		0135 .99	12/69	402.5	411.5	419.6	
Wheelbarrow, steel tray	ea.	0139 .99	12/80	117.3	118.3	118.4	
Compaction equipment		0141 .04		285.9	285.9	285.9	
Rollers		02	12/76	171.3	171.3	172.0	
		0216 .99	12/80	110.4	110.4	110.4	
Portable air compressors							
100 - 200 c.f.m.	ea.	1124		164.5	168.3	168.3	
600 - 750 c.f.m.	ea.	0101 .13		165.2	167.6	167.6	
		0103 .10		168.7	(³)	173.6	
Scrapers and graders							
Scrapers and graders		1125		350.2	356.5	359.4	
Scraper bowls		01		348.9	355.2	358.1	
Motor grader, 115 to 144 b.h.p.	ea.	0103 .99	12/80	115.2	117.7	119.1	
		0111 .16		349.9	353.1	355.5	
Parts and other equipment							
Parts (ex. cra., drag., shov., trac., OEM)		1126	12/80	111.6	112.1	113.4	
Parts and attachments sold to oem		01	12/80	112.0	112.7	113.9	
Parts for replacement or repair		0101 .99	12/80	115.9	117.4	117.4	
Other construction equipment		0102 .99	12/80	110.7	111.2	112.7	
All other construction machinery		02	12/80	111.2	111.5	112.8	
Other excavating and road machinery		0201 .99	12/80	107.9	(³)	111.5	
		0202 .99	12/80	104.9	(³)	105.1	
Mixers, pavers, spreaders, etc.							
Portable mixers, 3 1/2 cu. ft and over		1127		260.2	264.5	265.6	
Concrete finishers, paver, spreaders, distributor		0111 .99		232.4	244.8	247.3	
Asphalt Plant		0112 .99	12/80	110.5	111.2	111.9	
Other equipment		0146 .99	12/68	279.4	285.4	285.4	
		0152 .99	12/80	107.2	107.2	107.2	
Tractors, other than farm							
Wheel type		1128		354.4	360.3	362.5	
Off hwy wheel tractors		01		347.1	354.8	354.8	
Crawler type		0108 .99	12/80	114.6	117.1	117.1	
Diesel, 60-89 net engine hp.	ea.	02		358.0	364.4	367.3	
Diesel, 90-159 net engine horsepower	ea.	0211 .17		336.9	339.2	345.0	
Diesel, 160-259 net engine horsepower	ea.	0213 .21		368.5	372.9	380.9	
Diesel, 260 net engine h.p. and over	ea.	0215 .20		364.5	415.5	415.5	
Shovel loader, 45 - 89 hp.	ea.	0217 .27		376.9	381.2	381.2	
Shovel loader, 90 - 129 hp.	ea.	0218 .18	12/67	286.4	283.8	289.5	
Tractor parts and attachments	ea.	0219 .19		342.5	(³)	(³)	
Wheel tractor loaders parts; repl., repair		03	12/80	108.4	109.2	109.7	
Tractor shovel loaders		0304 .99	12/80	(³)	(³)	83.6	
Wheel shovel loader, 4 wldr, up to 3 1/2 cu. yd.		04	12/80	120.4	123.2	124.5	
Wheel shovel loader, 4 wldr, 3 1/2 cu. yd. over,		0401 .99	12/80	124.7	126.8	127.8	
		0402 .99	12/80	115.1	119.2	119.2	
Off-highway equipment							
Off-highway trucks, end dump		1129		361.2	367.6	368.4	
Off highway, rear dump trucks		01	12/76	173.2	177.5	178.1	
Other off-highway equipment		0106	12/80	113.7	116.5	116.9	
		02	12/76	165.5	166.5	166.5	
Metalworking machinery and equipment							
Power driven hand tools		113		317.8	320.8	321.9	
Home utility line, electrical		1132		220.1	221.7	221.4	
Drill, over 1/4 inch chuck size to under 1/2 inch		02		186.3	181.4	178.4	
Circular saws		0222 .99		228.2	214.4	214.4	
Oscillating, reciprocating and vibrating sanders		0223 .99		164.5	163.8	163.8	
Industrial line, electrical		0224 .99		156.5	156.0	156.0	
Drill, over 1/4 inch chuck size to under 1/2 inch		03	12/76	141.1	142.7	142.6	
Impact wrenches		0301 .99		179.8	182.0	182.3	
Belt sanders		0305 .99	12/76	154.4	155.5	155.5	
Hammers, percussion, rotary, without drill chuck		0308 .99	12/76	159.2	161.6	161.6	
Angle grinders, polishers, and circular sanders		0309 .99	12/76	139.7	142.9	142.9	
Circular saws, between 7 inch and 8 inch blade		0311 .99		218.6	220.2	220.2	
Pneumatic hand tools		0342 .99	12/80	111.6	112.1	112.1	
Grinders, polishers and sanders		04	12/76	149.4	152.7	153.3	
Percussion tools		0412 .99		(³)	197.0	198.2	
Drills, screwdrivers and nutrunners		0413 .99		242.3	(³)	240.1	
Other, pneumatic handtools, include hydraulic		0415 .99	12/76	(³)	157.8	159.9	
Other electric-powered handtools and parts		0435 .99	12/80	114.2	(³)	119.2	
Other electric powered hand tools		05	12/80	112.0	113.6	113.6	
Parts-attachments-accessories, for electric tool		0531 .99	12/80	118.4	120.1	120.1	
Pneumatic, hydr., and powder actuated part		0532 .99	12/80	104.9	106.4	106.4	
Pneumatic, hydraulic, and powder actuated parts		51	12/76	184.6	190.6	190.1	
		5131 .99	12/80	(³)	121.9	121.6	
Welding machines and equipment							
Arc welding machines		1133		266.1	267.4	272.5	
Transformer type, a.c./d.c.	ea.	01		243.2	244.9	244.9	
Rectifier type	ea.	0101 .13		250.6	251.9	251.9	
Engine driven unit, d.c.	ea.	0111 .04		205.4	203.4	203.4	
		0121 .12		(³)	325.0	325.0	

See footnotes at end of table.

Table 6. Producer prices and price indexes for commodity groupings and individual items—Continued

(1967 = 100 unless otherwise indicated)

Commodity	Unit	Commodity code ¹	Other index base	Index			Price
				Mar. 1982 ²	June 1982 ²	July 1982 ²	July 1982
Welding machines and equipment—Continued							
Wire feeder	ea.	1133 0131 .03	12/72	148.6	151.6	151.6	
Resistance welding machines and supplies		02		260.2	260.2	260.2	
Spot welder	ea.	0231 .09		258.6	258.6	258.6	
Adjustable/retractable stroke	ea.	0233 .07	12/72	206.0	206.0	206.0	
Arc welding electrodes		03		304.9	305.4	320.1	
Wire electrode, 3/32", cored	lb.	0331 .02	12/76	123.1	123.5	129.6	
Wire electrode, E70S3, .045", bare	lb.	0332 .04	12/74	118.9	118.1	121.8	
Type 30, stainless, covered, 5/32"	lb.	0333 .03	12/72	177.8	175.4	175.4	
Mild steel, stick, E-7018, 1/8 x 14	lb.	0341 .09		342.9	345.8	367.8	
Mild steel, stick, E-6013, 3/16 x 14	lb.	0342 .07		329.4	331.1	351.9	
Gas welding machines and equipment		04		220.0	224.3	224.5	
Welding torch, blow pipe	ea.	0452 .02		226.5	231.6	231.6	
Cutting tool, blow pipe	ea.	0453 .03		239.9	239.9	239.9	
Flame cutting machine	ea.	0454 .10		208.3	211.3	212.3	
Welding tip, acetylene	ea.	0455 .06		258.3	263.1	263.1	
Cutting tip, acetylene	ea.	0456 .01		205.2	208.9	208.9	
Oxygen regulator	ea.	0457 .03		209.9	213.0	213.0	
Industrial process furnaces and ovens							
Electric, excluding induction & dielectric		1134 01		344.4	353.5	353.9	
Electric metal melting furnaces		0102 .99	06/81	363.2	386.1	386.5	
Electric metal heat-treating furnaces		0104 .99	06/81	100.0	100.0	100.0	
Other kilns/lehrs, exc. wood, cement, chem. process		0107 .99	06/81	103.4	(?)	(?)	
Fuel-fired (oil or gas)		02		103.9	104.2	104.9	
Fuel-fired metal heat-treating furnaces		0215 .99	06/81	370.4	372.4	372.4	
Fuel-fired industrial ovens for metal processing		0216 .99		101.2	101.7	101.7	
Induct. & dielect. furnaces & heating equi		03		300.9	308.4	308.4	
Radio frequency type induction furnaces		0321 .10		261.4	275.0	273.7	
Metal melting line type induction furnaces		0323 .99	06/81	282.9	274.8	274.8	
Gas generating equipment		04		106.3	106.4	106.4	
Atmosphere generator, endothermic		0431 .08		364.4	361.3	365.7	
Otr. indus. elec. heat. units; parts/attac		05		319.2	324.0	325.9	
Parts, attachments, and components		0543 .99	06/81	104.9	107.7	107.7	
Tubular heaters		0544 .99	06/81	104.8	106.6	106.6	
Other industrial electric heating units		0545 .99	06/81	(?)	(?)	104.3	
Cutting tools and accessories							
Small cutting tools		1135 01		270.5	273.0	273.0	
Key way broach	ea.	0101 .10		275.8	278.2	278.2	
Twist drill	ea.	0103 .02		436.4	441.5	442.2	
Twist drill, carbide tipped	ea.	0104 .01	12/71	175.6	(?)	175.6	
Reamer, machine chucking	ea.	0106 .05	12/68	182.4	(?)	182.4	
Spur gear hob	ea.	0111 .03		238.0	(?)	238.0	
Milling cutter, side	ea.	0113 .07		232.0	232.0	232.0	
Milling cutter, plain	ea.	0115 .07		295.6	295.6	295.6	
End mill	ea.	0117 .08		287.6	287.6	287.6	
Hand tap	ea.	0119 .04		291.5	291.5	291.5	
Round adjustable die	ea.	0121 .03		248.9	248.9	248.9	
Solid pipe die	ea.	0123 .06		324.3	324.3	(?)	
Power saw blade, circular	ea.	0125 .09	12/72	406.3	406.3	(?)	
Power saw blade, band	ft.	0127 .04		293.4	294.7	294.7	
Power saw blade, hack	ea.	0129 .08		204.1	204.1	204.1	
Turning tool holder	ea.	0131 .08		251.5	253.7	253.7	
Throwaway insert, carbide	ea.	0133 .06		263.3	270.9	270.9	
Indexible carbide insert, utility	ea.	0134 .02	12/72	332.1	341.0	341.0	
Brazed turning tool, carbide tipped	ea.	0135 .08		249.6	253.5	253.5	
Carbide tool blank	ea.	0137 .01		313.4	316.0	316.0	
Precision measuring tools		02		317.1	322.5	322.5	
Gage blocks	set	0241 .05		235.7	238.6	238.6	
Micrometer caliper	ea.	0242 .06		273.0	288.4	288.4	
Cylindrical plug gage	ea.	0244 .09		211.4	217.2	217.2	
Snap gage, adjustable	ea.	0248 .04		296.9	296.9	296.9	
Pneumatic gage, column type	ea.	0249 .04	12/72	270.7	270.7	270.7	
Ring gage, cylindrical	ea.	0251 .08		223.0	227.7	227.7	
Dial test indicator	ea.	0252 .06		213.1	213.1	213.1	
				226.0	226.0	226.0	
Abrasive products							
Abrasive grains		1136 01		296.4	296.1	298.0	
Aluminum oxide		0101 .99		350.4	350.4	350.4	
Nonmetallic bonded abrasive products		03	12/80	369.2	369.2	369.2	
All shapes; resinoid & shellac bond; reinforced		0301 .99	12/80	116.2	116.4	116.4	
All shapes; resinoid & shellac bond; nonreinforced		0302 .99	12/80	118.5	118.7	118.7	
All shapes; rubber bond		0303 .99	12/80	116.1	116.2	116.2	
All shapes; other bond		0304 .99	12/80	117.4	118.1	118.1	
Diamond & cubic boron nitride wheel; metal bond		0305 .99	12/80	109.0	112.0	112.0	
Diamond & cubic boron nitride wheel; other bond		0306 .99	12/80	107.0	107.0	107.0	
All shapes; vitrified bond		0307 .99	12/80	103.4	103.4	103.3	
Other; except coated abrasives		0309 .99	12/80	107.0	121.6	121.8	
Nonmetallic coated abrasive products		05	12/80	109.6	110.2	110.2	
Cloth belts; any abrasive; glue bond		0501 .99	12/80	115.0	116.4	116.4	
				(?)	(?)	112.8	

See footnotes at end of table.

Table 6. Producer prices and price indexes for commodity groupings and individual items—Continued

(1967 = 100 unless otherwise indicated)

Commodity	Unit	Commodity code ¹	Other index base	Index			Price
				Mar. 1982 ²	June 1982 ²	July 1982 ²	July 1982
Abrasive products—Continued							
		1136					
Cloth belts; any abrasive; resin & waterprf bond		0502.99	12/80	115.4	118.2	118.2	
Other cloth shapes; any abrasive; glue bond		0503.99	12/80	119.8	(?)	119.8	
Other cloth shapes; any abr; resin & wrprf bond		0504.99	12/80	112.3	(?)	113.3	
Other paper shapes; any abrasive; glue bond		0507.99	12/80	121.3	(?)	121.3	
Buffing, polishing wheels & laps; no abrasive		0509.99	12/80	112.1	112.1	112.1	
Metal abrasives		31	12/76	131.9	132.7	132.6	
Metal soap & scouring pads; & other metal abr		3103.99	12/76	164.6	166.8	166.8	
Metal cutting machine tools							
		1137					
Boring machines		11	12/71	365.0	370.2	370.1	
Boring mill, vertical	ea.	1101.09	12/71	283.4	283.5	283.5	
Drilling machines		12	12/71	290.0	290.0	290.0	
Sensitive drilling machine	ea.	1201.14		261.8	294.4	294.4	
Upright floor type drill, plain	ea.	1203.06	12/71	368.0	381.6	381.6	
Radial drill	ea.	1205.06		255.9	272.6	272.6	
Grinding machines		13	12/71	302.0	302.0	302.0	
Centerless grinding machine	ea.	1304.03	12/71	317.8	319.2	319.5	
Rotary surface grinding machine	ea.	1305.06	12/71	414.9	407.4	410.4	
Recip. surface grinding machine, 18x72	ea.	1323.08		310.3	302.8	302.8	
Lathes		14	12/71	423.4	416.1	416.1	
Engine lathes, 16" swing or under	ea.	1401.07	12/71	291.4	292.0	293.3	
Chucking lathe, automatic, 8 spindle	ea.	1406.02	12/71	295.1	290.6	290.6	
Bar machine, automatic 5 or 6 spindle	ea.	1408.06		378.0	381.2	400.1	
Turning machine, n/c	ea.	1411.23	12/71	405.5	409.9	414.1	
Milling machines		15	12/71	229.6	230.1	230.1	
Milling machine, bed type	ea.	1507.10	12/73	329.3	321.0	320.5	
Multi-function machines, n/c		16	12/71	202.6	203.0	202.0	
Vert. or horz. sp., manual tool change	ea.	1611.07	12/71	225.4	230.1	230.1	
Vertical spindle, automatic tool change	ea.	1612.10	12/71	170.1	170.1	170.1	
Horizontal spindle automatic tool change	ea.	1613.09	12/71	216.5	216.5	214.8	
Gear cutting machines		17	12/71	444.0	487.4	475.9	
Hobbing machine	ea.	1701.09		386.3	393.3	393.3	
Gear finishing machine	ea.	1703.01	12/76	260.2	289.2	281.3	
Other metal cutting machine tools		19	12/71	279.6	281.0	281.0	
Tapping machine	ea.	1903.06	12/71	269.4	274.4	274.4	
Home shop		31		257.6	270.6	270.6	
Parts for metal-cutting machine tools		51	12/72	372.1	376.5	376.9	
Spindle, sensitive drilling machine	ea.	5102.04	12/72	540.7	555.0	555.0	
Cross feed screw, surface grinder	ea.	5103.01	12/72	293.0	293.0	293.0	
Cross feed screw, engine lathe	ea.	5104.03	12/72	313.4	321.3	321.3	
Cross feed screw, milling machine	ea.	5105.01	12/72	549.3	549.3	549.3	
Ball or lead screw, n/c machine	ea.	5106.04	12/72	158.6	158.6	160.7	
Metal forming machine tools							
		1138					
Punching, bending, forming machines		21	12/71	397.9	400.9	411.0	
Punching machine, manually operated	ea.	2101.03	12/72	289.1	298.1	298.9	
Punching machine, fixed position, power operated		2102.99	06/81	272.7	272.7	272.7	
Press brakes		2104.99	12/71	103.3	103.3	103.3	
Rolls: angles, bars, shapes bending		2116.99	06/81	279.2	279.2	283.7	
Other bending and forming machinery		2118.99	06/81	101.1	108.2	108.2	
Shearing machines		22	12/71	107.5	107.7	107.7	
Plate shearing machines		2201.99		301.7	309.2	316.1	
Mechanical sheet shearing machine		2205.08	12/71	400.3	392.3	398.3	
Presses		23	12/71	284.8	292.0	305.7	
Mechanical OBI press, 45 tons	ea.	2301.18		343.8	347.7	347.3	
Mechanical OBI press, 105-110 tons	ea.	2302.17		413.4	413.4	413.4	
Mech. press, st. sided, 200-300 tons	ea.	2303.11	12/68	417.6	417.6	417.6	
Mech. press st. sided 2 pt., 400 tons	ea.	2304.06	12/71	423.1	424.6	426.3	
Mech. press, 600 tons and over cap.	ea.	2305.08	12/72	311.2	312.2	313.4	
Press, automatic 45 thru 64 tons cap	ea.	2306.06	12/75	361.5	362.3	363.1	
Press, auto., 65 thru 100 tons cap.	ea.	2307.07	12/71	164.4	164.7	168.1	
Other metal forming machines		25	12/71	349.1	349.4	357.9	
Riveting machine	ea.	2503.07	12/72	321.2	321.6	332.1	
All other metal forming machine tools		2506.99	06/81	215.7	220.5	220.5	
Wire drawing machine		41		108.2	108.2	114.8	
Wire drawing machine	ea.	4196.07	12/73	217.1	218.1	223.5	
Parts for metalforming machine tools		51	12/72	322.7	322.7	340.7	
Knives, plate shear, 1" x 4" x 10'	pr.	5102.03	12/72	241.5	241.5	241.5	
Clutch lining components, OBI press	ea.	5103	12/72	348.1	348.1	348.1	
Clutch lining components, 2 pt.	ea.	5104	12/72	340.5	340.5	340.5	
Other parts for metal forming machine tools		5105.99	06/81	107.0	107.0	114.4	
Tools, dies, jigs, fixtures & ind. molds							
		1139					
Special dies, tools jigs, and fixtures		01	06/81	106.3	107.1	107.1	
Jigs/fixtures: other types, under 1000 lbs.		0103.99	06/81	108.5	108.5	108.5	
Jigs/fixtures: other types, 1000 lbs. and over		0104.99	06/81	100.0	100.0	100.0	
Standard parts and components for jig and fixtures		0105.99	06/81	100.6	100.6	100.6	
All other stamping-type dies		0114.99	06/81	101.0	101.0	101.0	
All other dies		0121.99	06/81	104.7	104.7	104.7	
Other standard components and parts for die		0125.99	06/81	100.9	101.5	101.5	

See footnotes at end of table.

Table 6. Producer prices and price indexes for commodity groupings and individual items—Continued

(1967 = 100 unless otherwise indicated)

Commodity	Unit	Commodity code ¹	Other index base	Index			Price
				Mar. 1982 ²	June 1982 ²	July 1982 ²	July 1982
Tools, dies, jigs, fixtures & ind. molds—Continued							
Industrial molds		1139					
Die casting molds		03	06/81	101.3	103.8	103.8	
Injection molds for plastic products		0301 .99	06/81	100.8	102.4	102.4	
All other molds made of metal and mold bases		0305 .99	06/81	100.4	104.0	104.0	
		0309 .99	06/81	107.4	107.2	107.2	
General purpose machinery and equipment							
		114		302.0	303.1	304.4	
Pumps, compressors, and equipment							
		1141		346.7	347.3	347.4	
Industrial pumps		02		352.0	352.7	352.7	
Reciprocating pump, power operated	ea.	0202 .03		518.3	539.3	539.3	
Centrif.-90 gpm, 125 ft., 3500 rpm, ci	ea.	0204 .03	12/72	244.1	230.9	230.9	
Centrif.-90 gpm, 125 ft., 3500 rpm, ss 316	ea.	0206 .04	12/72	305.2	306.8	306.8	
Centrif.-1000 gpm, 130 ft., 1750 rpm	ea.	0207 .08	12/72	211.6	206.7	206.7	
Centrif., 3000 gpm, 175 ft., 1750 rpm	ea.	0208 .13		349.8	347.9	347.9	
Turbine pump	ea.	0211 .14		(?)	304.0	304.0	
Rotary pump	ea.	0231 .07		322.6	317.2	317.2	
Air compressors, stationary		03		231.5	230.5	230.5	
Stationary air compressor, 5 hp	ea.	0301 .04	12/70	260.6	257.0	257.0	
Stationary air compressor, 75-125 h.p.	each	0303 .08		280.5	280.5	280.5	
Gas compressors		04	12/70	334.5	337.2	337.2	
Centrifugal, uncooled	ea.	0401 .05	12/70	380.7	395.1	395.1	
Angle engine, 2,000 hp	ea.	0403 .07	12/70	279.7	279.7	279.7	
Reciprocating, 1,000 hp	ea.	0405 .03	12/70	342.0	342.0	342.0	
Elevators, escalators, and other lifts							
		1142		273.0	274.7	277.3	
Elevators & escalators		01					
Electric freight elevator		0101 .99		386.7	(?)	(?)	
Geared electric passenger elevator		0102 .99		262.7	(?)	269.8	
Hydraulic passenger elevator		0105 .99	12/76	(?)	(?)	139.1	
Hydraulic freight elevator		0107 .99	12/76	(?)	(?)	166.0	
Other non-farm elevators, including dumbwaiters, etc		0109 .99	06/81	106.2	(?)	106.2	
Elevator and escalator parts & attachments		02	06/81	106.1	107.1	113.1	
Parts and attachments for elevators and escalators		0221 .99	06/81	(?)	(?)	113.1	
Automobile lifts		03	06/81	112.7	112.7	112.7	
Automobile lifts		0301 .99	06/81	112.7	112.7	112.7	
Fluid power equipment							
		1143	12/70	241.1	242.9	245.1	
Fluid power pumps		01	12/70	242.3	242.3	246.0	
Gear type, 5-30 gpm.	ea.	0101 .03	12/70	229.9	229.9	236.3	
Vane type, fixed, 5 to 25 gpm.	ea.	0103 .04	12/71	306.4	306.4	306.4	
Axial piston variable, 7 1/2 to 15 gpm.	ea.	0107 .04	12/70	271.5	271.5	271.5	
Axial piston, fixed, 7 1/2 to 20 gpm	ea.	0108 .03	12/72	265.7	265.7	265.7	
Axial piston, variable, 35 to 45 gpm.	ea.	0109 .04	12/71	241.6	241.6	245.6	
Fluid power valves		02	12/71	218.0	222.3	222.3	
Industrial pneumatic, 0-200 psi	ea.	0202 .02	12/71	189.1	192.4	197.4	
Industrial hydraulic, 0-5000 psi	ea.	0203 .07	12/71	203.5	203.5	203.5	
Mobile hydraulic, 0-3000 psi	ea.	0205 .03	12/71	251.8	263.0	263.0	
Hydraulic pressure control, 45 gpm.	ea.	0207 .09	12/71	270.7	262.3	262.3	
Hydraulic volume control	ea.	0209 .05	12/71	197.1	197.1	197.1	
Cylinders		03	12/71	251.8	254.5	259.3	
Industrial pneumatic, 2 inch bore	ea.	0301	12/71	243.9	249.7	249.7	
Industrial hydraulic, 2 inch bore	ea.	0302	12/71	241.4	246.5	246.5	
Mobile, hydraulic, 4 inch bore	ea.	0305 .04	12/72	243.1	243.1	252.3	
Fluid power hose and tube fittings		04	12/72	238.9	238.5	238.5	
1/2 in tube fitting, flareless, ss	ea.	0401 .06	12/72	317.4	314.9	314.9	
1/2 in tube fitting, flared-flareless	ea.	0402 .04	12/72	191.9	191.9	191.9	
1/4 in union, flared or flareless brass	ea.	0403 .02	12/72	202.3	202.3	202.3	
1/2 in mp 1/2 hose 100 R 5 reusable end	ea.	0404 .03	12/72	252.7	252.8	252.8	
1/2 in mp 1/2 hose 100 R 2 perm att. end	ea.	0405	12/72	244.3	244.3	244.3	
Industrial material handling equipment							
		1144		287.7	286.9	286.7	
Conveying equipment		02	12/70	240.0	240.4	240.4	
Monorail conveyor	100 ft.	0201 .01		348.3	348.3	348.3	
Belt conveyor	ea.	0221 .06		280.0	280.4	280.5	
Trolley conveyor	ea.	0231		322.3	324.1	324.3	
Material handling trucks		03	12/70	236.8	234.7	234.2	
Electric trucks, operator-riding		0351 .99		255.5	248.1	248.5	
Motorized handtrucks		0352 .99	06/80	115.0	(?)	115.2	
Internal combustion trk, under 6000 lb.		0361 .99		280.1	270.0	271.5	
Internal combustion trucks 6000-14,999 lb.		0362 .99	06/80	110.3	109.7	109.7	
Internal combustion trucks 15,000 lb. and over		0363 .99	06/80	113.6	115.9	115.9	
Other handtrucks, trailers, dollies		0375 .99	06/80	117.4	117.5	117.6	
Parts and attachments		0376 .99	06/80	111.9	115.5	111.9	
Hoist and cranes		04	12/70	278.1	278.8	278.8	
Hand chain hoist, spur gear	ea.	0491 .05		276.6	276.6	276.6	
Electric hoist, lug type	ea.	0493 .05		316.1	319.4	319.4	
Air hoist, 1,000 lb. capacity	ea.	0494 .08	12/70	218.9	(?)	(?)	
Crane, overhead bridge type	ea.	0496 .09	12/70	302.0	302.2	302.2	
Mechanical power transmission equipment							
		1145		311.9	312.1	315.3	

See footnotes at end of table.

Table 6. Producer prices and price indexes for commodity groupings and individual items—Continued

(1967 = 100 unless otherwise indicated)

Commodity	Unit	Commodity code ¹	Other index base	Index			Price
				Mar. 1982 ²	June 1982 ²	July 1982 ²	July 1982
Mechanical power transmission equipment—Continued							
Speed reducer, wormgear, 2.5-3 c. d.	ea.	1145 0101 .06		384.2	384.2	(³)	
Speed reducer, parallel shaft, helical	ea.	0102 .07		404.6	408.0	408.0	
Gearmotor, parallel shaft	ea.	0103 .07		255.8	252.2	252.2	
Speed reducer, wormgear, 8 c. d.	ea.	0104 .05		324.4	311.1	(³)	
Reducer, parallel shaft, size 203	ea.	0105 .04		348.4	353.3	353.3	
Bevel gear, coarse-pitch, AGMA class 8	ea.	0111 .04		357.0	362.0	367.7	
Spur gear, coarse-pitch, AGMA class 8	ea.	0113 .03		382.3	389.1	397.6	
Spur gear, fine-pitch	ea.	0115		232.5	239.9	239.9	
Flexible coupling, gear type	ea.	0116 .04	12/74	180.5	180.5	180.5	
Roller chain, semifinished	ft.	0121 .02		323.4	311.1	311.1	
Roller chain, finished	ft.	0122 .06		266.6	266.6	(³)	
Mill chain	ft.	0124 .03		449.4	449.4	449.4	
Roller chain plate sprocket	ea.	0128 .04	06/76	185.8	185.8	185.8	
V-belt sheave	ea.	0133 .05		336.3	336.3	336.3	
Universal joint, industrial	ea.	0135 .04	06/76	149.6	149.6	152.6	
Clutch, friction type	ea.	0137 .04	12/74	198.7	200.0	208.2	
Scales and balances							
Motor truck scales		1146 02		225.3	225.4	226.9	
Motor trucks scales		0231 .99		274.4	265.7	265.7	
Industrial scales		04	12/80	100.8	100.8	100.8	
Bench and portable scales		0433 .99		282.2	278.3	278.4	
Floor scales		0434 .99		297.2	302.9	302.9	
Misc. industrial scales		0437 .99		(³)	256.2	256.2	
Commercial retail scales		05	12/80	103.4	104.3	104.3	
Misc. retail-commercial scales		0539 .99	12/80	(³)	110.5	110.5	
Personal household scales		06	12/80	114.9	114.9	119.5	
Personal weighing scales and misc. household scales		0642 .99	12/80	(³)	118.0	120.7	
Mailing scales		07					
Mailing and parcel post scales		0742 .99	12/80	103.4	103.4	103.4	
Accessories and attachments		08					
Accessories and attachments		0843 .99	12/80	101.2	101.2	101.2	
Parts for scales and balances		09					
Parts for scales and balances		0944 .99	12/80	102.8	102.8	102.8	
Fans and blowers, except portable							
Centrifugal blower	ea.	1147 0101 .09		334.2	334.8	334.0	
Propeller fan	ea.	0111 .09		335.2	338.1	338.1	
Attic fan, 30 inch size	ea.	0121 .08		362.8	362.8	362.8	
Axial fan, 36-38 inch, direct drive	ea.	0133 .08		283.0	268.4	260.9	
Industrial fan, arrangement no. 1	ea.	0135 .05		375.0	379.0	379.0	
				329.4	330.8	330.8	
Air conditioning and refrigeration equip							
Heat transfer equipment		1148 01	12/77	136.3	136.6	137.6	
Packaged terminal a/c	ea.	0101	12/77	142.1	142.7	142.9	
Central station a/c unit	ea.	0107 .01	12/77	150.5	152.1	153.1	
Unit cooler	ea.	0109	12/77	144.3	144.3	144.3	
Remote refrigerant condenser	ea.	0109	12/77	137.3	(³)	137.3	
Finned coils, o.e.m.	ea.	0111 .01	12/77	138.3	138.3	138.3	
Unitary air conditioners		02	12/77	139.5	(³)	140.6	
Year-round a/c, 2-3 ton	ea.	0201 .04	12/77	134.0	133.9	135.5	
Single package a/c	ea.	0209 .03	12/77	(³)	(³)	132.3	
Single package heat pump	ea.	0215 .05	12/77	(³)	135.9	135.9	
Split system heat pump	ea.	0217 .02	12/77	(³)	(³)	130.6	
Split system, condensing unit	ea.	0219 .08	12/68	(³)	202.5	205.5	
A/c coils	ea.	0223 .02	12/77	132.2	133.4	134.4	
Commercial refrigeration equipment		03	12/77	134.9	135.1	140.3	
Sectional cooler	ea.	0302 .02	12/77	139.4	(³)	149.5	
Reach-in refrigerator	ea.	0303 .04	12/77	134.2	134.4	137.3	
Frozen food case	ea.	0307 .03	12/77	139.5	140.9	143.9	
Drinking water cooler	ea.	0309 .01	12/77	126.3	126.3	126.3	
Refrigerant compressors		04	12/77	131.3	131.2	131.2	
Compressor, 3 h.p.	ea.	0402 .01	12/77	137.4	137.4	137.4	
Refrigeration condensing units		05	12/77	134.3	133.7	136.4	
Condenser, 3/4-3.0 h.p.	ea.	0502 .01	12/77	137.2	(³)	139.4	
Condensing unit over 3-15 h.p.	ea.	0507	12/77	130.3	(³)	(³)	
Other a/c and refrigeration equipment		06	12/77	141.1	141.8	141.9	
Centrifugal liquid chiller	ea.	0601 .01	12/77	152.4	152.4	152.4	
Ice cube maker	ea.	0603 .03	12/77	(³)	(³)	(³)	
Automobile a/c	ea.	0607 .06	12/77	142.6	144.0	(³)	
Pick-up/van a/c	ea.	0609 .05	12/77	141.9	(³)	(³)	
Reciprocating liquid chiller	ea.	0611 .01	12/77	143.3	143.3	143.3	
Evaporative air cooler	ea.	0617 .02	12/77	144.2	147.8	147.8	
Miscellaneous general purpose equipment							
Valves and fittings		1149 01		319.5	322.8	323.8	
Gate valve, iron, 6 inch	ea.	0101 .09		322.4	321.6	323.3	
Gate valve, brass or bronze, 1 inch	ea.	0102 .11		224.2	224.5	224.5	
Gate valve forged steel, 1 inch	ea.	0103 .03		258.1	261.0	261.0	
Gate valve, cast steel, 6 inch	ea.	0104 .09		239.8	241.3	238.2	
				318.5	319.2	319.2	

See footnotes at end of table.

Table 6. Producer prices and price indexes for commodity groupings and individual items—Continued

(1967 = 100 unless otherwise indicated)

Commodity	Unit	Commodity code ¹	Other index base	Index			Price
				Mar. 1982 ²	June 1982 ²	July 1982 ²	July 1982
Miscellaneous general purpose equipment—Continued							
Elbow, malleable iron, 1/2 inch	100 pc	1149 0112 .03		419.1	419.1	419.1	
Tee, forged steel, 1 inch	ea.	0113 .06		346.7	346.7	346.7	
Elbow, wrought copper, 1/2 inch	ea.	0115	06/76	109.8	118.3	118.3	
Ball valve, bronze, 2 inch	ea.	0116 .04	06/76	162.6	162.2	162.2	
Ball valve, steel, 6 inch	ea.	0117 .04	06/76	174.1	170.0	170.0	
Butterfly valve, 125 wsg, 6 inch	ea.	0118 .04	06/76	169.0	167.4	170.0	
Butterfly valve, 150 wog, 12 inch	ea.	0119 .07	06/76	174.9	171.7	173.9	
Plug valve, lubricated	ea.	0121 .04	06/76	165.0	164.1	168.7	
IBBM gate valve	ea.	0122 .02	06/76	158.5	158.5	(?)	
Fire hydrant	ea.	0123 .01	06/76	153.0	155.6	(?)	
Safety valve	ea.	0124 .01	06/76	165.0	(?)	165.0	
Cast iron valve	ea.	0125 .06	06/76	171.1	158.7	159.7	
Ball and roller bearings		05		322.2	334.0	334.0	
Radial ball bearing, light	ea.	0521 .05		324.0	348.2	348.2	
Radial ball bearing, medium	ea.	0522 .04		338.2	362.0	362.0	
Radial ball bearing, extra light	ea.	0525	12/74	212.7	232.6	232.6	
Roller bearing, cylindrical	ea.	0532 .01		315.1	336.5	336.5	
Roller bearing, needle	ea.	0533 .02		321.5	321.5	321.5	
Pillow block, ball bearing	ea.	0541 .04		371.2	405.0	405.0	
Pillow block, roller bearing	ea.	0542 .02		277.1	277.1	277.1	
Plain bearings		06		271.6	274.4	271.6	
Main bearing, automotive	set	0651 .03		241.7	247.0	237.3	
Connecting rod bearing, automotive	pr.	0652 .04		(?)	228.3	214.3	
Bushing, 3/4 inch i. d.	ea.	0653 .09	12/70	229.8	232.2	231.3	
Bushing, 1 inch i. d.	ea.	0654 .08	12/70	222.8	224.0	222.9	
Special industry machinery and equipment							
Food products machinery		1161		321.3	324.7	327.1	
Dairy industry machinery		01		310.3	312.9	312.9	
Homogenizer	ea.	0103 .02	12/69	223.5	223.5	223.5	
Ice cream freezer, continuous type	ea.	0104 .04	12/69	271.6	271.6	271.6	
Pasteurizer, HTST plate, 20 MPPH	ea.	0107 .01	12/69	235.2	235.2	235.2	
Bakery industry machinery		02		229.4	229.4	229.4	
Oven, revolving tray, gas fired	ea.	0213 .04	12/69	429.8	431.6	431.6	
Bread slicer	ea.	0214 .05	12/70	263.5	263.5	263.5	
Bread bagging machine, automatic	ea.	0215 .06	12/69	260.1	256.8	256.8	
Commercial food production machinery		04		217.4	223.3	223.3	
Food mixer, 20 quart bowl	ea.	0433 .02	12/70	304.4	308.0	308.0	
				228.6	228.6	228.6	
Textile machinery and equipment							
Cleaning and opening machinery		1162		253.2	254.4	255.4	
Cleaning & opening machinery, card room		11		283.2	289.8	289.8	
Spinning machinery, except parts		21	12/80	112.3	114.9	114.9	
Warper, beam, high-speed	ea.	2125 .05	12/75	106.8	107.9	106.8	
Weaving machinery, except parts		34	12/80	175.3	182.7	182.7	
shuttleless loom, imported		3443 .01	12/75	106.6	106.6	106.6	
Knitting machinery and equipment		44		119.8	119.8	119.8	
Needle, latch type	per 1000	4449 .02	12/69	147.1	146.3	146.3	
Double knitting machine, imported		4454 .03	12/75	131.0	130.4	130.4	
Dyeing, drying, finishing machinery		55		107.4	106.7	106.7	
Bleaching, dyeing and finishing equipment		5552 .99	12/80	320.7	326.6	332.2	
Drying machinery, stocks, yarn cloth		5562 .99	12/80	112.8	114.4	115.1	
Other textile machinery		5563 .99	12/69	230.6	230.6	230.6	
Industrial sewing machines		66		219.9	219.9	219.9	
Overedging machine	ea.	6671 .06	12/69	274.8	270.6	270.6	
Textile machinery parts and attachments		77	12/80	203.0	191.1	191.1	
Turnings & shapes		7711 .99	12/80	117.6	118.7	118.9	
Parts for all other fiber to fabric machinery		7713 .99	12/80	139.5	141.1	141.1	
Parts, power looms		7714 .99	12/80	126.4	128.4	128.4	
Parts, bleaching, finishing		7716 .99	12/80	113.9	(?)	(?)	
Parts, all other textile machinery		7717 .99	12/80	111.9	113.2	113.2	
				108.3	109.3	109.3	
Woodworking machinery and equipment							
Other than for home workshops		1163		283.5	289.1	287.1	
Sawmill equipment		01	12/80	106.4	106.2	104.4	
Sawing machines, except sawmill equipment		0101 .99		181.4	180.4	180.4	
Boring and carving machinery, dovetailers, etc.		0103 .99	12/80	113.5	113.5	116.3	
Other woodworking machinery: lathes, planers, etc.		0105 .99	12/80	108.9	109.8	111.9	
Parts and attachments: cutting tools		0106 .99	12/80	104.4	104.4	104.4	
All other parts, attachments, and accessories		0107 .99	12/80	115.6	115.6	86.0	
Saw blade		0108 .99	12/80	(?)	(?)	102.3	
Saw blade solid tooth	ea.	05		322.2	353.0	353.0	
		0521 .04	12/72	243.0	272.2	272.2	
Paper industries machinery							
Wood preparation equipment		1164	06/82	(?)	100.0	100.4	
Papermill machinery		0101 .99	06/82	(?)	100.0	100.0	
Paper and paperboard converting equipment		0105 .99	06/82	(?)	(?)	100.0	
		0107 .99	06/82	(?)	100.0	100.7	
Printing trades machinery and equipment							
		1165		295.5	295.9	302.1	

See footnotes at end of table.

Table 6. Producer prices and price indexes for commodity groupings and individual items—Continued

(1967 = 100 unless otherwise indicated)

Commodity	Unit	Commodity code ¹	Other index base	Index			Price
				Mar. 1982 ²	June 1982 ²	July 1982 ²	July 1982
Printing trades machinery and equipment—Continued							
Printing presses, offset		1165 01		341.1	341.1	353.0	
Typesetting and casting machinery		02		170.3	170.3	170.3	
Bookbinding machinery and equipment		05		279.1	282.6	285.6	
Gathering machine	ea.	0552 .07	12/69	253.2	261.1	266.7	
Parts, attachments and accessories							
Printing plate, aluminum offset	ea.	0771 .05	12/69	244.6	244.6	244.6	
Intermediate roller, rubber covered	ea.	0772 .03	12/72	219.8	219.8	219.8	
Other special industry machinery							
Rubber working and rubber machinery		1166 01	12/81	391.9	397.2	402.6	
Other rubber working machinery		0107 .99	12/81	101.3	102.5	103.3	
Plastics machinery		03	12/81	101.9	102.6	102.7	
Plastics extruder, 4 1/2" to 8"		0301 .99		(³)	101.4	101.9	103.1
Other plastics machinery and parts		0306 .99	12/81	101.4	101.9	103.1	
Chemical industry machinery		04		347.9	347.9	347.9	
Chemical mixer, plain steel, with or w/o controls		0412 .99	12/72	100.3	101.0	100.5	
Other chemical machinery		0413 .99	12/81	414.0	425.1	427.0	
Miscellaneous industry machinery		06		283.7	283.7	286.8	
Concrete machinery and parts		0626 .99	12/81	103.2	(³)	103.2	
Bottle forming/glass making machinery and parts		0627 .99	12/81	381.3	386.5	393.2	
Shoemaking machinery and parts		0628 .99	12/81	(³)	103.3	103.3	
Metal cleaning, degreasing machinery and parts		0629 .99	12/81	104.6	105.1	110.8	
Stoneworking machinery and parts		0633 .99	12/81	101.1	102.2	(³)	
Other machinery and parts		0635 .99	12/81	(³)	105.3	(³)	
Packing and packaging machinery		1167	12/76	161.3	163.9	164.0	
Filling and capping machines		01	12/76	172.2	173.8	173.8	
Dry products filling machine	ea.	0101 .03	12/76	164.7	168.7	168.7	
Liquid container filler	ea.	0102 .03	12/76	165.8	166.8	166.8	
Form-fill-seal machine	ea.	0103 .06	12/76	163.7	166.1	166.1	
Capping machine	ea.	0105 .02	12/76	243.4	243.4	243.4	
Cartoner	ea.	0106 .02	12/76	173.9	173.7	173.7	
Package forming and wrapping machines		02	12/76	148.0	148.8	149.8	
Bag making machine	ea.	0202	12/76	165.0	167.6	167.6	
Machinery for processing pkgs. & bottles		03	12/76	153.2	157.9	158.3	
Bottle cleaning machine	ea.	0301 .01	12/76	160.9	167.0	167.0	
Casing machine	ea.	0302 .03	12/76	149.0	151.5	151.5	
Labeling machine	ea.	0303 .02	12/76	172.4	174.4	176.3	
Tape dispenser	ea.	0306 .02	12/76	165.4	169.3	169.3	
Service industry machinery and parts							
Nonelectric commercial cooking equipment & parts		1168 0101 .99	06/82	(³)	100.0	100.0	
Electric commercial cooking equipment & parts		0102 .99	06/82	(³)	100.0	100.0	
Floor maintenance machinery		0104 .99	06/82	(³)	100.0	100.0	
Sewage purification equipment		0106 .99	06/82	(³)	100.0	100.0	
Commercial and industrial vacuum cleaners & parts		0111 .99	06/82	(³)	100.0	100.0	
Other industrial, commercial service machines		0112 .99	06/82	(³)	100.0	100.0	
Parts & acces. ex. cooking equip. & vacuum parts		0121 .99	06/82	(³)	100.0	100.0	
Electrical machinery and equipment							
Wiring devices		1171		230.3	231.9	232.0	
Current carrying		01		321.6	322.7	323.6	
Lightning arrester, 9-10 kv.	ea.	0105 .05		286.2	288.5	290.3	
Incandescent lampholders		0109 .99		191.3	189.8	189.2	
Lampholders excluding incandescent		0111 .99	12/81	(³)	353.1	357.6	
Pin & sleeve: outlet, plug cap & connector body		0112 .99	12/81	(³)	108.6	108.6	
Convenience and power outlet: 2-pole, 3-wire and up		0113 .99	12/81	(³)	110.3	111.8	
Precision snap-acting switches, exc. limit & dimmers		0117 .99	12/81	(³)	102.8	103.1	
A.c. single pole switches, except mercury		0118 .99	12/81	101.1	101.1	100.9	
Gen. use switches, ex. non-mercury a.c. single pole		0119 .99	12/81	(³)	104.8	104.8	
Dimmers and all other special purposes switches		0123 .99	12/81	100.0	100.0	100.0	
Terminal blocks		0129 .99	12/81	103.9	108.8	108.8	
Other current-carrying wiring devices		0134 .99	12/81	102.5	110.0	110.0	
Noncurrent carrying		02		356.2	355.0	354.5	
Wall plate, plastic for switch	per 100	0265 .03		352.1	351.5	357.8	
Stamped metal outlet box		0266 .99		339.8	(³)	361.7	
Stamped metal switch and receptacle box		0267 .99		357.8	373.1	376.8	
Electrical metal tubing		0273 .99	12/72	(³)	221.2	219.7	
EMT fittings		0281 .99	12/81	(³)	114.6	114.6	
Other noncurrent-carrying wiring devices		0289 .99	12/81	103.8	103.5	103.9	
Integrating and measuring instruments							
Electrical (direct meas.) instr.		1172 01		208.9	212.8	213.1	
Watt-hour meter, single phase, 30 amp.	ea.	0101 .01		249.9	258.3	258.5	
Voltmeter, d.c., panel type	ea.	0111 .06		193.5	193.5	193.5	
Wattmeter	ea.	0131 .04	12/75	306.6	(³)	310.4	
Parts, various, for integrating meters	ea.	0199 .01	12/71	135.9	144.7	147.1	
Electronic (indirect meas.) instr.		02		221.2	221.2	221.2	
Voit-ohm-milliammeter, portable	ea.	0244 .04		183.9	185.8	186.2	
				234.3	227.0	227.0	

See footnotes at end of table.

Table 6. Producer prices and price indexes for commodity groupings and individual items—Continued

(1967 = 100 unless otherwise indicated)

Commodity	Unit	Commodity code ¹	Other index base	Index			Price
				Mar. 1982 ²	June 1982 ²	July 1982 ²	July 1982
Integrating and measuring instruments—Continued							
Semiconductor tester parametric	ea.	1172 0245 .13		90.3	(³)	(³)	
Combination and group test sets	ea.	0246 .08	12/71	171.9	173.5	173.5	
Signal generator, microwave	ea.	0247 .10	12/69	224.4	216.9	216.9	
Signal generator, audio	ea.	0248 .05	12/71	190.6	201.4	201.4	
Field strength instruments	ea.	0267 .04	12/71	195.4	199.8	206.3	
Oscillographic recorder, stylus type	ea.	0271 .04	12/71	197.1	197.5	197.5	
Motors, generators, motor generator sets							
Electric motors		1173 01		308.5	312.0	313.1	
Fractional hp., d.c., 1/2 hp.	ea.	0101 .06		292.3	288.0	288.0	
Fractional hp., a.c., 1/20 - 1/5 h. p.	ea.	0104 .01		281.8	280.5	280.5	
Fractional hp., a.c., 1/4 hp.	ea.	0105 .05		287.3	287.3	287.3	
Fractional hp., a.c., 1/2 hp.	ea.	0106 .04		292.7	292.7	292.7	
Fractional hp., a.c., 1/25 hp. and un.	ea.	0107 .03		270.7	271.4	271.4	
Integral hp., a.c., 3 hp.	ea.	0111 .11		276.0	279.3	279.3	
Integral hp., d.c., 5 hp.	ea.	0117 .07		305.7	311.5	311.5	
Integral hp., d.c., 25 hp.	ea.	0118 .05	12/68	286.7	301.8	301.8	
Integral hp., a.c., 50 hp.	ea.	0119 .05		272.7	272.7	272.7	
Generators and generator sets		02		323.8	323.8	323.8	
Electric generating plant 100 - 125 kw	ea.	0222 .09		326.3	340.9	343.7	
Generator set, portable, gas 1.5-5.0 KW	ea.	0223 .12		262.5	265.2	265.2	
Generator, a. c., 30 kw.	ea.	0224 .07		260.1	260.1	262.8	
				264.4	281.2	281.9	
Transformers and power regulators							
Fluorescent lamp ballasts		1174 02	06/81	221.8	223.1	223.2	
Correct power factor type		0205 .99		105.8	105.9	105.9	
Uncorrected power factor type		0207 .99	06/81	224.6	224.8	224.8	
Distribution transformers		03	06/81	105.4	105.3	105.3	
Liquid immersed, pole type, single phase		0301 .99	06/81	109.2	110.7	111.3	
Liquid immersed, pad mount, single phase		0303 .99	06/81	108.1	109.4	110.2	
Dry type, single or three phase		0315 .05		111.7	113.0	113.3	
Small power transformers		05	06/81	241.7	246.3	246.3	
501-2500 KVA, liquid immersed		0501 .99	12/74	107.3	107.7	107.7	
Large power transformers		06	06/81	(³)	172.8	172.8	
Specialty and all other transformers		07	06/81	107.1	107.1	107.1	
Open core/coil and units end-bell enclosed		0701 .99	06/81	102.1	102.4	102.0	
General purpose transformers		0711 .99	06/81	(³)	102.5	102.5	
Transmission and dist. voltage regs.	ea.	0725 .07		104.5	104.7	104.5	
Other transformers		0731 .99	06/81	234.0	235.7	226.3	
				102.8	103.3	103.3	
Switchgear, switchboard, etc. equipment							
Panelboards		1175 01		262.9	261.2	260.7	
Distribution, fusible	ea.	0101 .12		296.5	292.2	292.2	
Lighting, circuit breaker	ea.	0102 .06		353.7	356.5	356.5	
Safety switches		02		264.7	256.1	256.1	
A.C., 3 pole, 60 amps.	ea.	0212 .05		346.4	354.0	354.0	
Circuit breakers		03		219.6	225.1	224.5	
Air, a.c.	ea.	0321 .02		308.2	312.3	312.7	
Oil, outdoor, 115 kv.	ea.	0332 .05		200.7	206.1	205.4	
Oil, outdoor, 34.5 kv., 1200 amp.	ea.	0333 .06		236.4	246.8	244.8	
Switchgear		04		258.1	255.4	252.6	
Assembly, indoor, 600 v, a.c.	ea.	0441 .03		241.8	242.8	(³)	
Assembly, indoor, 5 kv, a.c.	ea.	0443 .03		265.3	269.2	248.9	
Distribution cut-out, indicating	ea.	0452 .06		206.4	205.1	205.2	
Bus duct, plug-in type, 600 amps.	10 ft.	0453 .03		326.0	308.0	(³)	
Fuse link, 15 amperes	ea.	0454 .04		263.8	279.2	279.2	
Circuit breaker load centers		05					
12-24 branches	ea.	0581 .04		287.7	292.8	292.8	
Low-voltage fuses		06		349.3	354.0	359.5	
Cartridge fuse, renewable	ea.	0671 .05		358.0	358.0	358.0	
Cartridge fuse, one-time	ea.	0672 .04		347.4	354.1	354.1	
Plug fuse, one-time	per 1000	0673 .05		331.9	331.9	359.5	
Industrial controls		07		280.5	254.7	254.7	
Starters, a. c., 25 hp., 440 volts	ea.	0777 .06		254.2	254.0	254.0	
Starters, a.c. 75 hp. 440 volts	ea.	0781 .05		265.5	249.0	249.0	
Contactors, a. c., size 1, 3 pole	ea.	0783 .05		282.9	269.6	269.6	
Electric lamps/bulbs							
Incandescent		1177 01		276.9	287.5	285.2	
100 watts, inside frosted	ea.	0101 .05		293.1	304.8	301.5	
Sealed beam head-lamp, replacement	ea.	0103 .04		338.8	353.8	344.5	
3-way, 50-100-150 watts	ea.	0104 .05		266.5	280.0	280.6	
Reflector, par type, 150 watts	ea.	0105 .03		323.5	377.5	360.6	
Automobile lamp, miniature, 32-4 c. p.	ea.	0106 .03		344.6	369.6	366.5	
Sealed beam headlamp, 5.75 inch o.e.m.	ea.	0108 .01	12/68	225.5	225.5	232.9	
Other than incandescent		02		280.6	280.6	293.9	
Fluorescent, rapid start, 40 watts	ea.	0211 .05		238.7	247.0	246.8	
Mercury lamp, 400 watts	ea.	0212 .03		222.6	217.0	216.5	
Fluorescent, slimline, 75 watts	ea.	0213 .04		188.6	200.9	204.0	
				288.9	313.9	310.9	

See footnotes at end of table.

Table 6. Producer prices and price indexes for commodity groupings and individual items—Continued

(1967=100 unless otherwise indicated)

Commodity	Unit	Commodity code ¹	Other index base	Index			Price
				Mar. 1982 ²	June 1982 ²	July 1982 ²	July 1982
Electronic components and accessories		1178		175.5	175.9	175.8	
Receiving type electron tubes		01		407.1	407.8	408.9	
Miniature tube, type 6BZ6	ea.	0102.02		361.6	364.2	364.2	
Miniature tube, type 6CB6A	ea.	0103.02		392.6	395.5	395.5	
Miniature tube, type 12AU7A	ea.	0104.03	12/68	331.9	331.9	331.9	
Miniature tube, type 12BA6	ea.	0105.02		430.9	430.9	430.9	
Miniature tube, type 12BE6	ea.	0106.02		442.5	442.5	442.5	
Miniature tube, type 35W4	ea.	0107.02		542.3	542.3	542.3	
Miniature tube, type 50C5	ea.	0108.02		357.4	357.4	366.8	
Standard glass tube, type 5U4GB	ea.	0111.02	12/67	464.3	464.3	464.3	
Standard glass tube, type 6SN7GTB	ea.	0112.01	12/67	369.1	369.1	369.1	
Power, transmitter, special purpose tubes		03		273.9	277.8	278.3	
External anode tube, 100 watts and un.	ea.	0321.06		290.4	292.9	300.9	
Ext. anode tube, 101 thru 1000 watts	ea.	0322.05		307.1	307.1	307.1	
Internal anode tube, 25 watts and less	ea.	0324.04		283.4	283.4	283.4	
Internal anode tubes, 150 to 500 w	ea.	0325.04		417.6	417.6	417.6	
Xenon gas thyratrons	ea.	0326.04		359.5	359.5	359.5	
Oscilloscope tube, single gun	ea.	0336.06	12/68	273.4	270.2	270.2	
Capacitors		11	12/67	197.3	196.4	196.2	
Aluminum electrolytic, standard		1102.99	06/81	99.5	98.9	(?)	
All other aluminum electrolytic		1106.99	06/81	99.2	96.9	(?)	
Tantalum, dry slug and wire electrolytic, metal case		1112.99	06/81	86.9	82.2	82.0	
Film dielectric		1119.99	12/67	164.3	167.2	(?)	
Ceramic tubular, disc, plate and all two terminal		1121.99	12/67	171.0	171.0	171.0	
Ceramic monolithic, radial leaded		1123.99	06/81	100.7	(?)	100.3	
Ceramic monolithic, axial leaded		1124.99	06/81	72.5	72.7	72.7	
Variable dielectric		1131.99	06/81	112.5	112.5	112.5	
Resistors for electric applications		12	12/67	174.0	176.4	176.5	
Fixed, metal film resistor		1215.99	12/67	66.9	70.2	69.3	
Fixed, other, non-wirewound resistor		1219.99	12/80	(?)	99.9	99.9	
Fixed, w. w., ultra-prec. (not estab. rel.) resistor		1228.99	12/80	102.5	102.3	102.5	
Fixed, non-prec. wirewound resistor, without tap		1229.99	12/67	201.4	201.4	202.8	
Trimmer, non-ww, single turn		1241.99	12/80	102.1	102.7	(?)	
Pot, non-precision, non wirewound, single turn		1245.99	12/67	288.5	295.7	296.3	
Resistor network, thick film		1272.99	12/80	101.5	102.8	102.7	
Relays		21	12/68	234.4	235.3	235.0	
Switches, mechanical (electronic appl.)		22	06/82	(?)	100.0	100.0	
Switches, mechanical (electronic appl.)		2299.99	06/82	(?)	100.0	100.0	
Antennas		23	12/68	204.9	204.9	208.1	
Connectors		24	12/67	219.0	219.6	218.4	
Coaxial connector (radio frequency and above)		2411.99	12/68	240.3	240.3	240.3	
Cylindrical, h.d. and standard		2421.99	12/80	109.8	109.8	111.7	
Miniature cylindrical		2422.99	12/80	107.6	107.6	107.6	
Subminiature cylindrical		2423.99	12/80	106.2	106.2	106.2	
Rack-and-panel/rectangular subminiature		2432.99	12/80	106.0	107.9	107.9	
Printed circuit connector, one-piece type		2441.99	12/72	164.0	(?)	164.0	
Printed-circuit connector, two-piece type		2442.99	12/80	102.2	(?)	(?)	
Miscellaneous special purpose connectors		2467.99	12/80	99.1	99.8	100.4	
Magnetic recording media		25	12/68	136.3	136.3	(?)	
Part for electronic components		27	12/68	304.0	305.5	300.3	
Phono cartridge and pickup		2709.99	12/68	156.6	156.6	116.9	
Filters, crystals, and transducers		28	06/82	(?)	100.0	100.0	
Filters and crystals		2891.99	06/82	(?)	100.0	100.0	
Diodes		31	12/74	88.1	87.5	84.2	
Signal diodes/assemblies		3102.99	12/74	92.1	(?)	72.3	
Rectifier or other power diodes and assemblies		3104.99	12/74	100.9	(?)	100.2	
Zener diode		3106.99	12/74	47.7	(?)	(?)	
Thyristors		33	12/74	94.0	95.9	95.5	
Thyristor		3302.99	06/81	99.8	101.8	101.4	
Transistors		35	12/74	99.5	95.7	95.6	
Signal transistor		3507.99	06/81	97.4	(?)	(?)	
Radio freq. and microwave pwr transistor	ea	3511.02	12/74	88.2	88.3	(?)	
Power transistor, 10 watts and over		3515.99	12/74	89.0	86.3	87.0	
Optoelectronic devices		37	12/74	80.6	81.3	81.8	
Light emitting diode or array		3703.99	06/81	106.1	106.1	111.1	
Other optoelectronic devices, excluding solar cells		3717.99	06/81	98.2	100.5	93.9	
Digital bi-polar integrated circuits		41	12/74	49.7	51.0	49.9	
Bipolar logic, TTL		4103.99	12/74	52.9	53.6	53.5	
Bipolar logic, except TTL		4112.99	12/74	69.3	(?)	(?)	
Bipolar memory, except RAM'S		4118.99	06/81	88.6	(?)	(?)	
Digital MOS integrated circuits		42	12/74	46.4	44.9	44.1	
MOS, memory		4221.99	12/74	36.7	35.0	34.4	
MOS, except memory		4223.99	12/74	56.8	(?)	(?)	
MOS, microprocessor		4225.99	06/81	99.3	94.2	93.1	
Linear integrated circuits		45	12/74	56.9	55.6	58.2	
Amplifier		4552.99	12/74	67.0	(?)	70.1	
Interface		4556.99	12/74	33.4	34.2	34.2	
Other analog integrated circuits		4558.99	12/74	65.2	65.5	65.4	
Hybrid integrated circuits		46	06/81	98.1	98.0	98.0	
Thin film		4611.99	06/81	96.2	96.2	96.2	
Multi-chip and other hybrid types		4616.99	06/81	96.0	(?)	(?)	

See footnotes at end of table.

Table 6. Producer prices and price indexes for commodity groupings and individual items—Continued

(1967 = 100 unless otherwise indicated)

Commodity	Unit	Commodity code ¹	Other index base	Index			Price
				Mar. 1982 ²	June 1982 ²	July 1982 ²	July 1982
Electronic components and accessories—Continued							
Other semiconductor devices and parts		1178					
Dice and wafers		48	06/81	98.3	98.1	108.8	
Printed circuits and cable assemblies		4815.99	06/81	(?)	(?)	122.4	
Printed circuit boards and forms		51	06/82	(?)	100.0	99.8	
Static power, pulse & frequency converters		5191.99	06/82	(?)	100.0	99.8	
Electronic transformers and coils		52	06/82	(?)	100.0	103.0	
Audio transformers		53	06/82	(?)	100.0	100.3	
Power transformers		5305.99	06/82	(?)	100.0	102.0	
Television transformers and reactors		5309.99	06/82	(?)	100.0	100.0	
Toroidal windings, all types		5315.99	06/82	(?)	100.0	100.0	
Other inductors for electronic applications		5317.99	06/82	(?)	100.0	100.0	
MW components, ex tubes, semicon., antenna		5319.99	06/82	(?)	100.0	(?)	
Complex component assemb., packs, modules		57	06/82	(?)	100.0	100.0	
		61	06/82	(?)	100.0	100.0	
Miscellaneous electrical mach and equip							
Storage batteries		1179		273.3	276.0	276.2	
Automotive, 12 volt, replacement	ea.	01		223.6	225.6	225.6	
Industrial truck	ea.	0101.13		236.7	239.4	239.4	
Primary batteries, dry and wet		02		186.4	186.2	186.2	
Dry cell size d flashlight battery		0211.99		195.5	201.8	201.9	
Misc.gen. purp. dry cell batteries	ea.	0214.03		190.5	193.7	193.9	
Dry cell, lantern battery		0215.99		395.4	395.4	395.4	
Dry cell transistor battery		0216.03		207.5	219.8	220.0	
Alkaline cell size aa battery		0217.99		170.8	182.7	182.7	
Other dry cells		0232.99	12/80	189.4	190.9	190.9	
Carbon and graphite products		03		75.6	75.2	78.3	
Brush, for fractional h.p. motor	per 100	0322.05	12/67	401.6	400.9	401.3	
Brush, for integral hp. motor	per 100	0323.03	12/67	266.3	272.9	277.2	
Electrode, graphite	100 lbs.	0324.02	12/67	313.9	323.1	323.1	
Telegraph apparatus		04		471.5	468.3	468.3	
Other teleprinter terminals	ea.	0432.05	06/77	(?)	(?)	(?)	
X-ray equipment		05		(?)	(?)	(?)	
X-ray tube, anode	ea.	0532.09	12/68	235.7	255.3	255.3	
Medical X-ray unit	ea.	0533.18	12/67	(?)	(?)	(?)	
Electrical eqpt. for int. comb. engines		06		282.8	285.7	286.1	
Voltage regulator, for passenger cars	ea.	0642.08		308.4	326.4	326.4	
Ignition coil, for passenger cars	ea.	0644.09		329.4	328.7	331.9	
Spark plug, automotive	ea.	0645.06		209.6	210.0	210.0	
Breaker point set, for passenger cars	ea.	0646.08		298.9	298.7	300.7	
Misc. electrical and electronic instru.							
Environmental controls		118					
Building comfort controls		1181	06/80	114.0	114.4	114.6	
Temperature responsive controls		01	06/80	117.7	117.8	118.1	
Appliance regulation controls		02	06/80	120.8	115.9	116.4	
Temperature responsive appliance control		0211.99	06/80	(?)	108.1	108.1	
Miscellaneous machinery							
Oil field and gas field machinery		119		264.9	268.0	268.9	
Oil field and gas field drilling machinery		1191		441.0	441.9	442.0	
Portable mast, 140-142	ea.	02		440.8	443.1	442.7	
Other surface drilling equip. and parts		0203.03	12/71	(?)	547.4	547.4	
Wheel-mounted drilling and well-servicing rigs		0205.99	12/80	117.2	118.6	118.6	
Traveling block	ea.	0208.99	12/80	115.6	115.6	(?)	
Combination hook	ea.	0211.03	12/75	187.1	202.8	196.4	
Rotary slip	ea.	0213.02		498.4	513.0	513.0	
Swivel	ea.	0214.02		712.0	730.9	730.9	
Blowout preventers and accessories	ea.	0215.06		607.4	(?)	604.4	
Tungsten-carbide insert bits		0216.99		572.1	572.1	572.1	
Other bits, including diamond bits		0227.99	12/80	(?)	121.1	121.1	
Slush pump	ea.	0229.99	12/80	(?)	114.1	114.2	
Cementing equipment		0232.06		320.7	322.1	310.0	
Other subsurface drilling equip. and parts		0234.99	12/80	112.0	(?)	113.4	
Oil field and gas field production machine		04		140.5	140.5	140.5	
Christmas tree assemblies		0403.99	12/80	443.1	442.2	442.9	
Deepwell pump	ea.	0413.08		123.1	123.1	122.0	
Retrievable packers		0419.08		369.0	333.5	333.5	
Permanent packers and accessories		0421.99	12/71	366.8	366.8	368.6	
Valves, chokes, manifolds		0422.99		474.3	474.3	474.3	
Gas lift valve	ea.	0429.99	12/80	111.4	110.1	109.1	
Other production equip. and parts		0432.01	12/71	290.2	299.2	302.3	
		0433.99	12/80	124.4	126.2	126.6	
Mining machinery and equipment							
Underground mining machinery		1192		356.3	360.2	360.9	
Loading machines, underground mine		01		410.0	415.5	415.4	
Tractors and trucks, mine type		0102.99		333.0	335.5	335.5	
Crushing, pulverizing, screening machinery		0121.99	06/81	107.8	107.8	107.8	
Gyratory crushers, all types, stationary		02		331.1	328.9	332.7	
		0228.99		302.9	302.9	302.9	

See footnotes at end of table.

Table 6. Producer prices and price indexes for commodity groupings and individual items—Continued

(1967 = 100 unless otherwise indicated)

Commodity	Unit	Commodity code ¹	Other index base	Index			Price
				Mar. 1982 ²	June 1982 ²	July 1982 ²	July 1982
Mining machinery and equipment—Continued		1192					
Grinding mills, ball and rod, stationary type		0232 .99		421.9	(?)	423.7	
Screens, vibrating, trommel, mine type		0234 .99	12/74	170.8	(?)	170.8	
Drills and other mining machinery		03		229.2	231.5	233.9	
Rock drills, percussion type		0341 .99		202.4	(?)	208.9	
Other drills, tools, and supplies for drills		0349 .99	06/81	107.4	107.4	107.7	
Mineral beneficiation equipment		06	06/81	115.7	117.3	117.4	
Other mineral beneficiation equipment		0621 .99	06/81	112.6	112.8	113.0	
Mining machinery parts		53					
Mining machinery parts, excluding drills		5301 .99	12/72	344.2	349.9	348.9	
Percussion rock drill bits		5346 .99		187.6	187.6	187.6	
Office and store machines and equipment		1193		150.5	151.6	151.9	
Calculating and accounting machines		01		87.2	87.2	87.2	
Accounting machine	ea.	0101 .10		117.2	117.2	117.2	
P.O.S. cash register, electronic	ea.	0111 .06	12/73	106.4	106.4	106.4	
Typewriters		03		144.4	144.4	144.4	
Typewriters, portable, manual	ea.	0313 .13		145.6	145.9	145.9	
Portable electric	ea.	0314 .10	12/68	136.1	136.1	136.1	
Safes		05					
Cabinet type	ea.	0521 .05		261.4	260.2	260.2	
Coin-operated auto. merchandising machines		06		202.8	204.9	206.2	
Coin-operated auto. merchandising mach., ex. parts		0654 .99	06/82	(?)	100.0	100.8	
Parts for automatic merchandising machines		0655 .99	06/82	(?)	100.0	100.0	
Other office and store machines		07		246.5	251.5	252.1	
Check indorsing machine	ea.	0741 .07	12/74	169.7	171.9	171.9	
Addressing machine, electric	ea.	0742 .08	12/74	(?)	(?)	166.8	
Time recording machine	ea.	0746 .05		211.2	212.5	212.5	
Internal combustion engines		1194		320.2	325.3	326.9	
Gasoline engines		01		350.8	351.1	352.5	
7-10.9 h.p.	ea.	0102 .04		373.6	373.6	373.6	
36-70 hp.	ea.	0103 .07		447.6	447.6	454.0	
81-180 hp.	ea.	0104 .10		324.7	328.9	337.2	
Outboard motors		02		300.5	291.9	296.9	
5-15 hp.	ea.	0211 .06		297.6	288.6	293.7	
Outboard motor, 40-80 h.p.	ea.	0212 .10		303.0	294.7	299.8	
Diesel engines, other than automotive		03		345.5	347.7	350.9	
High speed, 50-99 hp.	ea.	0321 .08		423.7	410.0	412.1	
High speed, 101-200 hp.	ea.	0322 .10		303.1	305.6	306.9	
High speed, 200-399 hp.	ea.	0323 .09		285.0	289.7	292.0	
Diesel engine, low speed over 600 h.p.	ea.	0324 .09	12/74	273.9	275.8	280.2	
Diesel engines, automotive		04					
Truck	ea.	0435 .09		300.0	300.0	300.0	
Gas engines		05					
Natural gas	ea.	0545 .06		494.8	516.8	521.0	
Parts and accessories		06					
Parts and accessories	ea.	0655 .16		(?)	(?)	(?)	
Machine shop products		1195		382.3	392.7	396.2	
Carburetors, for passenger cars	ea.	0101 .08		484.4	511.6	511.6	
Flexible hose steel	ft.	0106 .02	12/71	272.0	272.5	272.5	
Compression piston ring, original equip.	ea.	0112 .06		256.7	261.6	261.6	
Piston ring set	set	0113 .04	12/74	166.8	(?)	166.8	
Intake and exhaust valves	ea.	0114 .06		504.6	(?)	520.2	
Steam, gas, & hydraulic turbines & parts		1196	06/82	(?)	100.0	100.3	
Steam, gas, and hydraulic turbines		01	06/82	(?)	100.0	100.4	
Mechanical drive steam turbines		0101 .99	06/82	(?)	100.0	100.6	
Turbine parts and accessories		02	06/82	(?)	100.0	100.2	
Parts for mechanical drive steam turbines		0201 .99	06/82	(?)	100.0	100.0	
Furniture and household durables		12		205.5	206.6	206.8	
Household furniture		121		227.6	231.1	230.9	
Metal household furniture		1211		209.1	209.1	209.1	
Wood household furniture		1212		249.6	251.4	252.1	
Living room furniture		01		232.9	234.9	235.3	
Table		0101 .99		231.8	232.9	235.3	
Desks		0103 .99	06/80	108.6	109.8	111.7	
Chairs		0105 .99	06/80	(?)	(?)	107.6	
Credenzas and bookcases		0106 .99	06/80	112.0	116.5	117.2	
Other nonupholstered living rm furniture		0109 .99	06/80	112.7	(?)	113.2	
Dining room furniture		02		269.2	267.9	269.1	
Table		0211 .99		269.4	268.3	269.5	
Chairs		0216 .99		284.9	279.6	281.1	
Buffets and servers		0221 .99		245.8	246.2	246.2	
China and corner cabinets		0231 .99		261.5	(?)	(?)	
Other dining rm & kitchen furniture		0233 .99	06/80	107.7	111.3	111.3	

See footnotes at end of table.

Table 6. Producer prices and price indexes for commodity groupings and individual items—Continued

(1967 = 100 unless otherwise indicated)

Commodity	Unit	Commodity code ¹	Other index base	Index			Price
				Mar. 1982 ²	June 1982 ²	July 1982 ²	July 1982
Wood household furniture—Continued		1212					
Bedroom furniture		03		246.7	250.4	250.7	
Beds, except bunk		0336 .99		243.9	254.0	254.0	
Headboard sets		0341 .99	06/80	112.4	113.0	113.0	
Dresser, vanities and dressing tables		0342 .99		247.4	251.3	251.8	
Night tables & stands		0344 .99	06/80	112.6	115.0	115.3	
Chests		0351 .99		242.0	245.8	246.0	
Wardrobes		0353 .99	06/80	112.6	113.5	113.9	
Other nonupholstered bedroom furniture		0355 .99	06/80	113.9	114.5	(?)	
Other wood household furniture		04	06/80	106.4	106.4	108.4	
Unpainted wood furniture		0463 .99	06/80	(?)	109.3	109.3	
Unassembled wood household furniture		0465 .99	06/80	(?)	110.9	(?)	
Upholstered household furniture		1213		206.2	212.8	211.6	
Sofa, including sectional sofa pieces		0101 .99		(?)	213.6	211.9	
Chairs, including rockers and recliners		0111 .99		(?)	210.1	209.2	
Sofa bed, convertible	ea.	0121 .21		(?)	(?)	(?)	
Other upholstered household furniture		0131 .99	06/82	(?)	100.0	100.0	
Bedding		1214		202.2	206.8	206.8	
Box spring	ea.	0102 .14		195.9	204.5	204.5	
Mattress, innerspring	ea.	0111 .12		202.6	204.0	204.0	
Porch and lawn furniture		1215		292.6	292.6	292.6	
Commercial furniture		122		273.6	276.2	277.8	
Wood commercial furniture		1221		272.7	273.8	273.8	
Office chair, side	ea.	0101 .08		269.2	273.1	273.1	
Office chair, swivel	ea.	0111 .07		270.4	270.4	270.4	
Office desk, general purpose	ea.	0121 .11		287.1	287.1	287.1	
Office desk, executive	ea.	0131 .06		280.6	280.6	280.6	
Metal commercial furniture		1222		275.8	279.5	282.1	
File cabinets and equipment		02	06/80	117.1	118.6	119.8	
Letter filing cabinets		0201 .99		301.4	302.9	307.2	
Horizontal file cabinets		0205 .99	06/80	107.7	113.7	107.8	
Other file cabinets		0207 .99	06/80	122.1	129.1	129.1	
Other metal commercial furniture		03	06/80	116.0	117.6	118.7	
Clerical and secretarial desk		0321 .99		265.4	269.0	272.2	
Executive desks		0323 .99	06/80	123.3	(?)	125.8	
Chairs		0325 .99		255.6	255.6	259.1	
Tables & stands		0331 .99	06/80	115.0	(?)	117.1	
Misc. metal office furniture		0335 .99	06/80	117.4	121.2	121.2	
Floor coverings		123		180.6	180.7	180.1	
Soft surface floor coverings		1231		158.4	158.9	158.1	
Tufted broadloom		01		157.6	158.2	157.2	
Tufted broadloom-polyester		0159 .99	12/68	137.1	134.2	134.1	
Tufted broadloom-nylon		0161 .99		137.6	138.7	137.2	
Other soft surface floor covrgs.		02	06/80	117.8	118.1	118.3	
Bathmats and rugs 6x9 or less		0265 .99	06/80	120.2	120.6	121.1	
Hard surface floor coverings		1232		245.1	243.1	243.7	
Vinyl sheet goods, semi-permanent	sq. yd.	0141 .02		210.2	206.8	206.8	
Vinyl sheet goods, permanent	sq. yd.	0161 .03		236.8	233.0	235.5	
Household appliances		124		197.3	198.5	199.3	
Major appliances		1241		200.4	203.6	204.3	
Cooking equipment		01		213.5	212.9	215.6	
Free-standing electric ranges		0111 .99		220.5	218.3	224.9	
Built-in surface cooking tops, electric		0115 .99		205.3	205.3	211.0	
Drop-in electric ranges		0117 .99	06/81	109.7	109.7	109.7	
Portable microwave ovens		0121 .99	12/78	99.2	99.8	99.8	
Free-standing gas ranges		0134 .99		237.9	236.5	237.9	
Surface cooking tops, gas		0136 .99	06/81	106.4	106.4	106.8	
Nonstandard type gas ranges		0137 .99	06/81	109.5	109.5	112.5	
Portable outdoor cooking units		0153 .99	06/81	104.7	104.7	104.7	
Laundry equipment		02		204.4	209.9	209.6	
Washing machine, automatic		0211 .99		195.4	200.9	201.1	
Electric dryers		0232 .99		223.4	228.5	226.3	
Gas dryer		0233 .99	06/80	108.8	113.4	(?)	
Refrigeration equipment		03		192.9	197.0	198.7	
Refrigerator-freezer, 14.4 cu. ft. and under		0331 .99	12/81	104.3	107.4	108.2	
Refrigerator-freezer, 19.5 cu. ft. and over		0333 .99	12/81	102.9	104.3	105.3	
Home freezer, upright type	ea.	0337 .24		194.6	198.2	198.2	
Other major appliances		04		185.4	187.6	185.3	
Dishwasher, undercounter	ea.	0441 .25		185.7	189.7	186.5	
Food waste disposer	ea.	0442 .15		192.5	198.9	195.0	

See footnotes at end of table.

Table 6. Producer prices and price indexes for commodity groupings and individual items—Continued

(1967 = 100 unless otherwise indicated)

Commodity	Unit	Commodity code ¹	Other index base	Index			Price
				Mar. 1982 ²	June 1982 ²	July 1982 ²	July 1982
Major appliances—Continued		1241					
Room air conditioner	ea.	0445 .23		(³)	(³)	164.3	
Sewing machines		1242					
Portable type, with imported head	ea.	0131 .14		188.8	187.9	187.9	
Vacuum cleaner		1243					
Canister type	ea.	0111 .13		161.7 (³)	153.1 144.5	153.1 (³)	
Small electric appliances		1244					
Toaster, automatic	ea.	0111 .08		175.2	174.2	175.6	
Frying pan, electric	ea.	0115 .20		174.8	172.6	172.6	
Can opener, electric	ea.	0118 .11	12/70	180.6	175.0	175.0	
Iron, steam and dry	ea.	0122 .05		182.5	178.0	178.0	
Shaver, men's	ea.	0123 .13		145.8	146.8	146.6	
Range hood	ea.	0127 .08	12/67	130.6	132.5	132.5	
				191.1	186.7	198.8	
Electric lamps		1245		290.3	286.8	286.8	
Home electronic equipment		125		89.1	88.2	88.2	
Radio receivers		1251					
Home radios		02	06/80	91.6	91.3	91.3	
Radio combinations, port & table		0202 .99	06/80	94.6	93.9	93.9	
Car radios		03	06/80	85.3	85.0	(³)	
				84.3	84.3	84.3	
Television receivers		1252					
Color TV receivers		02	06/80	87.5	86.1	86.1	
Color console TV receiver		0201 .99		96.9	95.4	95.4	
Color TV, table & port, over 10"-17"		0202 .99	06/80	84.0	81.9	81.3	
Color TV, table & port, over 17"		0203 .99	06/80	90.8	(³)	90.8	
				95.1	(³)	95.4	
Other home electronic equipment		1253		96.8	97.4	97.7	
Phonographs, ex. mechanical		02	06/80	107.7	110.5	110.5	
Elec. phonograph, not coin op., mono		0202 .99	06/80	113.4	120.0	120.0	
Tape recorders & players		03	06/80	108.8	110.3	110.3	
Audio tape recorder, cassette		0302 .99	12/70	80.7	82.2	82.2	
Speakers (inc. loudspeaker systems)		05	06/80	110.4	110.4	110.7	
Loudspeakers, bookshelf		0501 .99	06/80	104.4	104.4	(³)	
Loudspeakers, floor standing		0502 .99	06/80	117.0	(³)	(³)	
Loudspeakers, sold separately		0504 .99	06/80	110.2	110.2	110.2	
Microphones		0505 .99	06/80	115.0	115.0	116.6	
Public address systems		0507 .99	06/80	103.6	103.6	103.6	
Other household durable goods		126		285.0	284.6	283.6	
Dinnerware		1261					
Vitreous china, plate, cup, saucer	doz.	0101 .04		282.0	283.1	283.1	
Earthenware, plate, cup, saucer	doz.	0111 .04		347.8	350.2	350.2	
				314.8	314.4	314.4	
Household glassware		1262		403.2	403.2	403.2	
Household flatware		1264					
Sterling, 6 piece	setting	0111 .04		375.3	373.6	368.3	
				513.4	484.5	457.7	
Mirrors		1265					
Mirror, plate glass	ea.	0101 .05		191.0	189.9	189.9	
Lawnmowers		1266					
Rotary, hand propelled	ea.	0121 .27		229.8	230.6	230.6	
Rotary, self propelled	ea.	0122 .23		233.1	228.3	228.3	
				222.0	234.8	234.8	
Cutlery		1267					
Razor blades	per 1000	0101 .07		245.1	242.3	242.3	
Kitchen knife	doz.	0111 .03		(³)	(³)	(³)	
Household scissors	ea.	0131	12/73	331.8	322.7	322.7	
				203.0	203.0	203.0	
Metal household containers		1268					
Saucepan, aluminum	ea.	0101 .06		246.7	246.7	244.0	
Nonmetallic mineral products		13		319.9	318.7	320.3	
Glass		131					
Flat glass		1311					
Sheet, plate, and float glass		05	12/80	216.2	216.2	226.1	
.085 inch through .107 inch		0501 .99	12/80	106.6	106.6	106.6	
.108 inch through .134 inch		0502 .99	12/80	106.6	106.6	106.6	
.135 inch through .199 inch		0503 .99	12/80	99.2	99.2	99.2	
.200 inch through .240 inch		0504 .99	12/80	110.8	110.6	110.6	
Other flat glass		07	12/80	108.5	108.5	108.5	
				105.4	105.4	116.0	

See footnotes at end of table.

Table 6. Producer prices and price indexes for commodity groupings and individual items—Continued

(1967 = 100 unless otherwise indicated)

Commodity	Unit	Commodity code ¹	Other index base	Index			Price
				Mar. 1982 ²	June 1982 ²	July 1982 ²	July 1982
Flat glass—Continued		1311					
Tempered glass		0701 .99	12/80	104.6	104.6	116.4	
Other flat glass		0702 .99	12/80	115.6	115.6	(³)	
Concrete ingredients and related product		132		309.8	310.9	310.6	
Construction sand, gravel, & crushed sto		1321		275.9	279.8	279.8	
Sand, construction	ton	0101 .25		296.0	297.9	298.0	
Gravel, for concrete		0111 .99		290.3	292.9	292.9	
Other construction gravel, incl. asphaltic aggregate		0115 .99	06/82	(³)	100.0	100.0	
Crushed stone, for concrete	ton	0121 .08		262.3	267.5	267.6	\$4.471
Cement		1322					
Portland cement		0131 .99		341.4	338.5	337.6	
Concrete products		133		296.3	297.9	298.2	
Concrete block and brick		1331		275.4	276.1	276.1	
Structural block, aggregate		11	06/81	101.1	101.3	101.3	
Lightweight stretcher units: 8" x 8" x 16"		1111 .99		287.1	(³)	(³)	
Lightweight stretcher, other sizes, n.e.c.		1112 .99	06/81	102.2	(³)	102.4	
Other lightweight units, any size, n.e.c.		1113 .99	06/81	98.8	98.8	98.8	
Medium weight units		1121 .99	06/81	100.0	100.0	100.0	
Normal weight stretcher units: 8" x 8" x 16"		1131 .99		252.5	252.5	252.5	
Normal weight stretcher, other sizes, n.e.c.		1132 .99	06/81	101.1	101.6	101.6	
Other normal weight units, any size, n.e.c.		1133 .99	06/81	100.0	100.3	100.3	
Decorative block		21	06/81	102.3	102.8	102.8	
Decorative block		2101 .99	06/81	102.3	102.8	102.8	
Concrete brick		31	06/81	119.5	119.5	119.5	
Concrete brick		3101 .99	06/81	119.5	119.5	119.5	
Paving blocks		4101 .99	06/81	(³)	103.5	103.5	
Concrete pipe		1332		262.6	263.8	263.0	
Storm sewer pipe, reinforced		0101 .99		270.1	272.6	270.8	
Storm sewer pipe, non-reinforced		0102 .99	06/80	102.4	102.4	(³)	
Sanitary sewer pipe, reinforced		0105 .99	06/80	101.6	101.6	101.6	
Ready-mixed concrete		1333					
Ready-mixed concrete		0101 .99		304.0	305.9	306.5	
Precast concrete products		1334	06/80	111.7	111.7	112.2	
Burial vaults and boxes		0101 .99	06/80	114.3	114.3	114.3	
Concrete silo staves		0102 .99	06/80	116.7	116.7	116.5	
Other precast concrete products		0104 .99	06/80	106.6	106.6	109.0	
Prestressed concrete products		1335	06/80	110.4	111.3	111.1	
Prestressed single and double tees		0101 .99	06/80	113.4	115.0	115.0	
Prestressed concrete bridge beams		0102 .99	06/80	109.8	(³)	(³)	
Structural clay prod., ex. refractories		134		257.7	258.4	258.8	
Building brick		1341					
Building brick	per 1000	0101 .21		304.2	311.4	312.3	118.880
Clay tile		1344		206.8	203.3	203.3	
Wall tile, glazed, standard grade	sq. ft.	0131 .09		187.9	184.7	184.7	
Clay sewer pipe		1345					
Sewer pipe, vitrified clay	ft.	0101 .08		230.0	219.8	219.8	2.098
Refractories		135		337.4	340.9	340.9	
Refractories, clay		1352	12/74	223.7	224.5	224.5	
Fireclay brick	per 1000	0101 .13		366.1	366.1	366.1	608.822
Superduty fireclay brick	per 1000	0111 .12		379.6	379.6	379.6	921.893
Ladle brick	per 1000	0121 .18		304.3	300.4	300.4	499.278
High alumina brick	per 1000	0131 .12		414.7	422.1	422.1	
Castable refractories	ton	0151	12/74	191.6	191.6	191.6	320.157
Refractories, non clay		1353	12/74	199.5	203.0	203.0	
Magnesite brick	per 1000	0101 .01	12/74	179.4	186.6	186.6	2,461.250
Magnesite-chrome brick	per 1000	0111 .01	12/74	205.2	209.2	209.2	3,240.000
Basic ramming mixes	ton	0131 .01	12/74	199.1	199.1	199.1	
Asphalt roofing		136		394.4	388.8	392.3	
Prepared asphalt roofing		1361		340.5	347.2	351.9	
Shingles, strip	sq.	0102 .09		327.1	333.1	338.2	20.444
Roll roofing, smooth surfaced	sq.	0111 .11		436.3	455.9	454.4	6.765
Roll roofing, mineral surfaced	sq.	0112 .06		383.7	385.4	392.3	8.953

See footnotes at end of table.

Table 6. Producer prices and price indexes for commodity groupings and individual items—Continued

(1967 = 100 unless otherwise indicated)

Commodity	Unit	Commodity code ¹	Other index base	Index			Price
				Mar. 1982 ²	June 1982 ²	July 1982 ²	July 1982
Other asphalt roofing		1362		578.2	531.0	529.9	
Gypsum products		137		260.7	256.4	255.8	
		1371					
1/2 inch regular gypsumboard		0111 .99		221.0	218.5	218.0	
Type X gypsumboard		0112 .99	06/81	100.6	95.8	95.8	
Other gypsum products, n.e.c.		0113 .99	06/81	104.0	106.2	(?)	
Glass containers		138		356.0	357.4	357.4	
Glass containers		1381					
Food		0105 .99	06/82	(?)	100.0	100.1	
Beer		0123 .99	06/82	(?)	100.0	100.0	
Liquor		0131 .99		397.3	389.5	389.5	
Wine		0135 .99	06/82	(?)	100.0	100.0	
Medical and health, narrow neck		0141 .99		(?)	(?)	396.1	
Toiletries and cosmetics, narrow neck		0151 .99		(?)	(?)	394.5	
Non-alcoholic beverages		0163 .99	06/82	(?)	100.0	99.8	
Other nonmetallic minerals		139		478.6	465.2	466.4	
Building lime		1391		342.9	349.4	352.7	
Hydrated, masons	ton	0101 .09		364.8	364.9	373.1	\$72.426
Hydrated, finishing	ton	0102 .05		326.6	337.3	337.4	92.667
Insulation materials		1392		360.3	351.7	358.8	
Mineral wool for structural insulation		01		356.6	340.1	352.2	
Building batt, blankets, and rolls		0101 .99		363.4	339.8	355.2	
Loose fiber and granulated fiber		0102 .99		(?)	(?)	340.1	
Min. wool for indus. & equip. insulation		02					
Mineral wool for industrial and equipment insulation		0201 .99	12/81	107.5	107.3	107.9	
Paving mixtures and blocks		1394		595.4	574.5	573.7	
Asphalt, paving		0101 .99		808.7	775.0	774.3	
Bituminous/asphaltic concrete mixtures and blocks		0111 .99		339.3	333.4	332.3	
Nonmetallic minerals, n. e. c.		1399					
Industrial sand		01	06/82	(?)	100.0	100.0	
Glass sand		0101 .99	06/82	(?)	100.0	100.0	
Foundry sand		0111 .99	06/82	(?)	100.0	100.0	
Other industrial sand		0121 .99	06/82	(?)	100.0	100.0	
Transportation equipment		14	12/68	245.2	249.6	250.4	
Motor vehicles and equipment		141		246.8	251.5	252.5	
Motor vehicles		1411		222.5	228.1	229.3	
Passenger cars		01		210.2	214.6	215.0	
Motor trucks and truck tractors		02		270.9	281.5	285.3	
Trucks 10,000 lbs gvw and under		0271 .99		253.3	267.9	266.1	
Trucks 10,001 lbs gvw and over		0281 .99		302.4	(?)	(?)	
Motor coaches		03		287.2	287.2	287.2	
Motorcycles		04	12/72	157.1	157.3	157.3	
Motor vehicle parts		1412		342.0	343.6	343.8	
Truck trailers		1414	06/80	107.8	108.8	109.0	
Vans, over 10,000 lbs.		01	06/80	107.9	108.8	108.7	
Closed top vans, insul. & semi-ins.		0101 .99	06/80	106.3	106.3	106.3	
Other closed top vans		0104 .99	06/80	107.0	107.8	107.8	
Open top vans		0105 .99	06/80	106.5	107.5	107.5	
Tanks, over 10,000 lbs.		02	06/80	101.4	105.3	105.7	
Tanks for flammable liquids		0201 .99	06/80	107.9	107.0	107.8	
Other trailers and chassis, over 10,000 lb		03	06/80	112.4	113.4	114.0	
Bulk commodity trailers		0301 .99	06/80	106.4	106.9	107.0	
Platform trailers		0303 .99	06/80	112.6	112.9	113.5	
Low-bed heavy haulers		0304 .99	06/80	116.0	116.0	116.7	
Dump trailers and chassis		0305 .99	06/80	105.9	110.4	111.8	
Aircraft		142					
Fixed wing		1421					
Fixed wing, utility		11	12/68	296.6	296.6	296.6	
Boats		143	12/81	101.8	102.7	102.6	
Boats		1432					
Outboard motorboats		01	12/81	102.3	102.4	102.4	
Runabouts		0101 .99	12/81	102.3	102.4	102.4	
Inboard motorboats, incl. i.-o. houseboats		02	12/81	101.0	102.7	102.5	

See footnotes at end of table.

Table 6. Producer prices and price indexes for commodity groupings and individual items—Continued

(1967 = 100 unless otherwise indicated)

Commodity	Unit	Commodity code ¹	Other index base	Index			Price
				Mar. 1982 ²	June 1982 ²	July 1982 ²	July 1982
Boats—Continued		1432					
Cabin cruisers, non-military		0202 .99	12/81	101.1	103.0	102.7	
Inboard-outdrive boats, except houseboats		03	12/81	101.6	101.3	101.4	
Under 20 ft., L.O.A.		0301 .99	12/81	100.4	100.0	100.1	
Over 20 ft., L.O.A.		0302 .99	12/81	103.3	103.3	(?)	
All other boats		04	12/81	102.5	103.9	103.9	
Sailboats, with auxiliary power		0401 .99	12/81	101.9	(?)	103.0	
Sailboats, without auxiliary power		0402 .99	12/81	101.8	(?)	104.7	
Other boats: rowboats, canoes, skiffs, etc.		0403 .99	12/81	103.7	103.9	103.9	
Railroad equipment		144		346.3	349.6	349.3	
Miscellaneous products		15		272.7	271.6	273.8	
Toys, sporting goods, small arms, etc.		151		220.7	222.9	222.9	
Toys, games, and children's vehicles		1511		226.2	224.5	224.5	
Non-powered transportation toy	dozen	0102 .03	12/77	149.7	151.2	151.2	
Sports oriented games		0104 .02	12/77	122.9	121.2	121.2	
Toy gun	dozen	0122 .03	12/77	144.4	144.9	144.9	
Game, board	doz.	0135 .08		214.3	214.4	214.4	
Preschool toy	dozen	0143 .05	12/77	159.7	152.9	152.9	
Doll	ea.	0161 .31		182.1	181.4	181.4	
Stuffed toy	doz.	0165 .18		173.0	173.7	173.7	
Stroller	ea.	0172 .22		174.3	180.0	180.0	
Children's riding vehicles	ea.	0191 .04	12/73	243.8	246.1	246.1	
Sporting and athletic goods		1512		202.8	206.2	206.3	
Golf ball	doz.	0121 .02		91.0	(?)	(?)	
Golf club, iron	ea.	0131 .09		121.8	(?)	(?)	
Golf club, wood	ea.	0132 .11		125.7	(?)	(?)	
Baseball glove	ea.	0141 .09		191.5	191.5	191.5	
Football	ea.	0151 .06		197.7	217.0	217.0	
Bowling ball	ea.	0171 .02		170.8	173.6	173.6	
Bicycle	ea.	0181 .12		266.7	271.0	271.0	
Small arms and ammunition		1513		259.2	269.0	269.0	
Small arms		01		260.1	266.8	266.8	
Revolver	ea.	0102 .07		323.2	328.9	328.9	
Small arms ammunition		02		258.7	271.6	271.6	
Revolver cartridge, 38 special	per 1000	0222 .02		282.5	292.0	292.0	\$152.501
Rifle cartridge, center fire	per 1000	0231 .02		256.6	269.8	269.8	357.231
Rifle cartridge, rim fire	per 1000	0232 .02		256.5	264.5	264.5	23.935
Shot gun shell	per 1000	0241 .04		257.7	272.6	272.6	189.715
Tobacco products		152		306.6	306.7	311.3	
Cigarettes		1521		319.5	319.5	324.6	
Filter tip, king size	per 1000	0102 .01		311.6	311.6	317.8	16.513
Cigars		1522		178.3	176.3	176.3	
Low priced	per 1000	0101 .10		192.8	188.5	188.5	
Popular priced	per 1000	0102 .03		189.5	189.5	189.5	
Medium priced	per 1000	0103 .04		166.2	166.2	166.2	
High priced	per 1000	0104 .02		165.7	165.7	165.7	
Other tobacco products		1523		350.1	354.1	358.9	
Smoking tobacco, 1 1/2 oz. package	doz.	0101 .02		327.6	327.6	331.9	5.474
Plug chewing tobacco	lb.	0111		375.4	386.5	393.2	5.589
Snuff, 1 1/4 oz. package	1/2 gross	0121 .01		354.0	359.6	359.6	32.529
Notions		153		271.5	280.3	280.3	
Buttons and button blanks		1531		212.8	215.3	215.3	
Pin fasteners and similar notions		1532		279.9	289.7	289.7	
Safety pin	doz.	0111 .06	12/72	379.4	379.4	379.4	
Photographic equipment and supplies		154		212.1	210.8	210.6	
Photographic equipment		1541		134.4	130.3	130.3	
Photographic supplies		1542		269.0	270.6	270.5	
Mobile homes		155	12/74	161.9	162.5	162.5	
Mobile homes, single wide		1552	12/74	162.2	162.8	162.6	
Single, 12 ft. wide		01	06/81	104.5	104.7	104.8	
Single, 12 ft. wide		0101 .99	06/81	104.5	(?)	104.8	
Single, 14 ft. wide and over		02	06/81	103.3	104.1	103.5	
Length, 59 ft. and under		0201 .99	06/81	101.7	(?)	(?)	

See footnotes at end of table.

Table 6. Producer prices and price indexes for commodity groupings and individual items—Continued

(1967 = 100 unless otherwise indicated)

Commodity	Unit	Commodity code ¹	Other index base	Index			Price
				Mar. 1982 ²	June 1982 ²	July 1982 ²	July 1982
Mobile homes, single wide—Continued		1552					
Length, 60 to 69 ft.		0202 .99	06/81	103.4	(?)	103.8	
Length, 70 to 74 ft.		0203 .99	06/81	103.6	(?)	(?)	
Length, 75 ft. and over		0204 .99	06/81	102.2	103.4	103.5	
Mobile homes, double wide		1553					
Double, 24 ft. width		01	12/74	158.4	159.3	159.5	
Length, 49 ft. and under		0101 .99	06/81	102.3	102.8	103.0	
Length, 50 to 59 ft.		0102 .99	06/81	103.0	103.0	103.0	
Length, 60 ft. and over		0103 .99	06/81	102.5	(?)	106.1	
Double, other than 24 ft. width		02	06/81	102.0	(?)	(?)	
Other than 24 ft. width		0201 .99	06/81	102.7	103.0	103.0	
Medical devices		156	06/78	(?)	(?)	116.1	
Personal aid equipment		1561					
Electronic hearing aids		01	06/78	114.1	114.5	117.3	
Eye-glass type	each	0101 .05	06/78	111.7	112.2	115.9	
Behind-the-ear type	each	0103 .05	06/78	111.8	112.4	115.7	
In-the-ear type	each	0105 .02	06/78	117.7	117.7	119.6	
Medical instruments and equipment		1562					
Medical instruments and apparatus		0101 .99	06/82	(?)	100.0	101.3	
			06/82	(?)	100.0	101.5	
Industrial safety equipment		157	06/78	128.8	129.9	129.9	
Industrial safety equipment		1571					
Respiratory protective equipment		01	06/78	144.0	146.4	146.4	
Respirator, air purifier type	each	0101 .01	06/78	133.5	136.0	136.0	
Respirator, supplied air type	each	0103 .03	06/78	146.9	147.7	147.7	
Self-contained breathing apparatus	each	0105 .03	06/78	172.4	176.5	176.5	
Eye and face protective equipment		02	06/78	127.2	128.6	128.6	
Safety glasses, clear, less sideshields	pair	0201 .02	06/78	126.5	127.4	127.4	
Goggles, industrial safety	each	0202 .02	06/78	119.4	123.4	123.4	
Face shield	each	0203 .05	06/78	124.4	126.9	126.9	
Welder's helmet	each	0204 .02	06/78	134.5	136.2	136.2	
Emergency eye wash and shower	each	0205 .03	06/78	123.5	123.5	123.5	
Hearing protective equipment		03	06/78	122.6	123.1	123.1	
Hearing protector, ear muff type	each	0301 .02	06/78	123.4	124.0	124.0	
Hearing protector, plug type	pair	0303 .01	06/78	121.8	122.3	122.3	
Guards, mechanical power press		04	06/78	120.8	120.5	120.5	
Light curtains	each	0403 .02	06/78	111.1	104.8	104.8	
Vertical moving gate	each	0404 .02	06/78	141.7	141.7	141.7	
Miscellaneous types, power press guards	each	0411 .01	06/78	128.7	128.7	128.7	
Protective clothing		05	06/78	134.8	136.5	136.5	
Safety cap or hat	each	0501 .03	06/78	122.7	125.6	125.6	
Welder's gloves, leather	pair	0503 .01	06/78	146.9	147.4	147.4	
First aid kits		06					
First aid kit	each	0601 .02	06/78	129.6	130.2	131.1	
Alarms, electronic		07					
Back-up alarm, electronic, automatic	each	0701 .02	06/78	118.0	118.0	118.0	
Other miscellaneous products		159		334.5	328.0	333.1	
Caskets		1591					
Cloth-covered wood casket	ea.	0102 .07	12/68	209.5	215.3	217.5	
Hardwood casket	ea.	0103 .06	12/68	194.6	194.6	194.6	
Steel, other than stainless casket	ea.	0104 .07	12/68	264.4	265.2	270.3	
				192.2	199.4	201.3	
Matches		1592		221.6	232.2	232.2	
Musical instruments		1593					
Electric guitar	each	0104 .02	12/78	219.6	218.3	221.8	
Drum set	each	0106	12/78	111.8	(?)	111.8	
Piano, over 37"	each	0107 .06	12/78	124.5	(?)	140.7	
Organ, excluding pipe organ	ea.	0109 .26	12/78	131.3	132.9	133.4	
				178.9	172.6	176.2	
Jewelry and jewelry products		1594					
Jewelry, platinum and karat gold		02	12/78	150.4	145.0	149.5	
Ring, ladies' high fashion	each	0201 .05	12/78	163.9	156.8	166.3	
Ring, engagement, ladies', 14k gold	each	0203 .04	12/78	157.9	151.2	163.1	
Ring, wedding, gold	each	0205 .02	12/78	146.3	(?)	(?)	
Earrings, ladies', 14 karat gold	pair	0207 .04	12/78	182.2	177.9	190.6	
Other precious metal jewelry		03	12/78	166.6	159.4	168.5	
Ring, sterling, ladies' and men's	various	0301 .03	12/78	165.0	164.6	164.6	
Bracelet, ladies', gold filled	each	0303 .02	12/78	(?)	189.6	189.6	
Costume jewelry		04	12/78	148.8	149.5	149.5	
Ring, ladies', costume	various	0401 .01	12/78	128.7	126.2	126.8	
Earrings, children's, costume	doz. pair	0403 .04	12/78	104.9	104.9	104.9	
Necklace, ladies', costume	various	0404 .01	12/78	133.1	132.3	132.3	
Watchband, metal, men's and women's	each	0409 .01	12/78	119.3	109.8	111.9	
				158.6	158.6	158.6	

See footnotes at end of table.

Table 6. Producer prices and price indexes for commodity groupings and individual items—Continued

(1967 = 100 unless otherwise indicated)

Commodity	Unit	Commodity code ¹	Other index base	Index			Price
				Mar. 1982 ²	June 1982 ²	July 1982 ²	July 1982
Jewelry and jewelry products—Continued							
Jeweler's materials and findings		1594					
Setting, 14 karat gold	various	05	12/78	157.2	148.2	150.5	
Finding, gold filled	various	0501 .05	12/78	161.5	(³)	(³)	
Diamonds and lapidary work		0503 .03	12/78	147.5	146.4	149.2	
Diamond, .25 carat	each	06					
		0601	12/78	104.3	98.3	98.3	
Pens and pencils							
Mechanical pencil	doz.	1595		189.2	189.2	163.3	
Black lead pencil	gross	0124 .03		146.6	(³)	(³)	
		0125 .02		221.6	221.6	221.6	
Watches and clocks							
Wristwatch, women's imported movement, 1	7 jew/quartz	1596		189.7	187.7	188.5	
Wrist watch, men's, imported movement	ea.	0132 .15		203.9	205.0	205.0	
		0133 .12		168.8	163.9	163.9	
Brushes							
Personal brushes		1597		213.0	225.8	231.6	
Toothbrush	doz.	02		131.7	171.4	171.5	
Hairbrush	doz.	0245 .05		111.7	182.9	182.9	
Household maintenance brushes	doz.	0246 .03		153.9	159.3	159.3	
Scrub	doz.	03		272.0	272.0	281.0	
Bowl, twisted-in-wire	doz.	0351 .03		291.2	291.2	308.0	
Industrial brushes	doz.	0352 .01		249.6	249.6	249.6	
Floor sweep (pushbroom)	doz.	04		250.6	250.6	263.2	
		0455 .08		230.3	230.3	242.4	
Fire extinguishers							
Pressurized dry chemicals type, hand	ea.	1599		237.0	237.0	237.0	
		0173 .11		221.8	221.8	221.8	

¹ Indexes with a commodity point code of .99 are calculated by a revised methodology. See "Technical Note on Data from the Producer Price Index Revision" at the back of this publication.

² Data for March 1982 have been revised to reflect the availability of late reports and corrections by respondents. All data are subject to revision 4 months after original publication. Data are not seasonally adjusted.

³ Not available.

⁴ Prices for all items in this grouping are lagged 1 month.

⁵ Regional refined petroleum product prices and price indexes are presented in table 7.

⁶ Prices for some items in this grouping are lagged 1 month.

⁷ This grouping excludes fabricated wire products, which had been included in the discontinued code 10-13 and which are now grouped in code 10-88.

n.e.c. = Not elsewhere classified.

Note: Titles of some commodities are not shown in this table because they fail to meet our publication criteria.

Table 7. Producer prices and price indexes for refined petroleum products by region
(Price per gallon; July 1975 = 100 unless otherwise indicated)

Commodity code	Commodity and region	Other index base	Index			Price
			Mar. 1982 1/	June 1982 1/	July 1982 1/	July 1982
0571	Gasoline	1967	678.9	636.5	686.2	
02	Regular	Feb/73	621.1	532.7	629.8	
0201 .06	Dealer tank-wagon to retail outlets	Feb/73	564.7	522.6	566.0	\$1.001
01	New England		280.6	256.3	273.5	1.001
02	Middle Atlantic		282.5	251.9	269.4	.975
03	South Atlantic		278.1	256.9	278.5	.991
04	East North Central		275.3	259.8	282.6	1.022
05	West South Central		285.5	264.3	292.2	.953
06	East South Central		277.2	264.0	285.7	1.009
07	West North Central		277.9	259.3	287.2	1.025
08	Mountain		288.2	265.5	281.6	.985
09.01	Pacific		287.5	265.0	282.9	1.005
0202 .07	Sales to jobbers	Feb/73	710.4	675.5	730.2	.981
01	New England		309.1	288.6	306.0	.951
02	Middle Atlantic		305.8	282.8	301.5	.952
03	South Atlantic		302.0	283.0	313.7	.987
04	East North Central		295.4	264.0	310.4	.962
05	West South Central		299.7	270.7	312.9	.972
06	East South Central		303.4	285.4	310.9	.957
07	West North Central		299.7	283.2	314.7	.996
08	Mountain		300.7	277.1	294.2	.957
09.01	Pacific		296.5	292.3	309.1	.982
0203 .07	Commercial consumers	Feb/73	653.4	619.5	665.2	1.002
01.01	New England		303.0	274.7	292.6	1.003
02.01	Middle Atlantic		310.8	281.3	297.4	.997
03.01	South Atlantic		300.1	275.9	297.6	.993
04.01	East North Central		281.5	262.9	282.4	1.007
05.01	West South Central		282.3	270.0	282.9	.989
06.01	East South Central		282.0	266.7	293.9	1.021
07.01	West North Central		271.5	257.0	281.6	1.027
08.01	Mountain		281.2	258.3	271.6	.977
09.01	Pacific		287.0	278.3	292.8	1.022
03	Premium	Feb/73	562.3	527.6	565.7	
0301 .06	Dealer tank-wagon to retail outlets	Feb/73	526.5	491.2	525.9	1.101
01	New England		290.3	263.5	283.7	1.096
02	Middle Atlantic		286.1	261.3	276.8	1.080
03	South Atlantic		282.9	264.4	283.3	1.101
04	East North Central		277.2	256.3	279.1	1.100
05	West South Central		292.6	275.6	299.4	1.103
06	East South Central		281.0	267.1	292.5	1.131
07	West North Central		277.0	258.6	285.7	1.117
08	Mountain		282.3	258.5	271.5	1.081
09	Pacific		289.3	269.2	285.2	1.103
0302 .07	Sales to jobbers	Feb/73	647.6	608.2	655.1	1.069
01	New England		308.5	282.5	298.0	1.066
02	Middle Atlantic		311.5	277.5	300.6	1.038
03	South Atlantic		307.9	291.5	316.0	1.091
04	East North Central	2/	302.3	284.3	306.6	1.063
05	West South Central		305.6	289.8	312.6	1.064
06	East South Central		302.5	285.8	311.6	1.084
07	West North Central	2/	301.7	274.2	299.7	1.063
08	Mountain	2/	295.9	284.1	294.7	1.023
09.01	Pacific	2/	298.9	297.1	314.7	1.068
0303 .08	Commercial consumers	Feb/73	628.3	616.2	656.5	1.105
01.01	New England		320.3	297.3	315.2	1.131
02.01	Middle Atlantic	2/	322.2	294.3	312.0	1.121
03.01	South Atlantic		303.5	283.9	301.6	1.108
04.01	East North Central	2/	292.6	285.8	309.3	1.177
05	West South Central		292.0	274.1	300.9	1.078
06	East South Central		283.0	278.3	302.4	1.107
07	West North Central		(3)	(3)	(3)	(3)
08.01	Mountain		(3)	(3)	(3)	(3)
09.01	Pacific		283.3	281.5	296.8	1.098
04	Unloaded gasoline	Jun/77	240.8	225.1	242.1	
0401	Dealer tank-wagon to retail outlets	Jun/77	236.7	219.2	234.6	1.054
01	New England	Jun/77	239.4	219.3	232.9	1.055
02	Middle Atlantic	Jun/77	239.0	215.0	228.5	1.029
03	South Atlantic	Jun/77	234.3	218.1	234.8	1.053
04	East North Central	Jun/77	229.1	214.6	232.4	1.077
05	West South Central	Jun/77	235.6	221.0	239.4	1.061
06	East South Central	Jun/77	231.4	219.0	237.6	1.072
07	West North Central	Jun/77	228.5	216.9	235.8	1.091
08	Mountain	Jun/77	237.9	218.8	230.0	1.035
09	Pacific	Jun/77	245.5	226.8	239.1	1.042
0402	Sales to jobbers	Jun/77	245.4	231.5	250.3	1.025
01	New England	Jun/77	252.5	232.1	245.9	1.017
02	Middle Atlantic	Jun/77	251.7	228.9	243.3	.992
03	South Atlantic	Jun/77	246.8	233.3	253.8	1.030
04	East North Central	Jun/77	243.0	229.4	250.9	1.037
05	West South Central	Jun/77	244.3	231.0	249.0	1.013
06	East South Central	Jun/77	244.0	231.6	252.3	1.035
07	West North Central	Jun/77	242.7	232.0	253.1	1.042
08	Mountain	Jun/77	248.4	229.6	243.1	.998
09	Pacific	Jun/77	241.3	236.7	250.8	1.018
0403	Commercial consumers	Jun/77	243.0	229.1	246.3	1.034
01	New England	Jun/77	254.9	231.3	245.6	1.047
02	Middle Atlantic	Jun/77	251.3	226.2	239.8	1.018
03	South Atlantic	Jun/77	244.6	228.2	246.0	1.042
04	East North Central	Jun/77	250.1	225.1	255.4	1.077
05	West South Central	Jun/77	231.2	225.8	246.8	1.008
06	East South Central	Jun/77	235.3	223.8	242.1	1.042
07	West North Central	Jun/77	242.8	226.9	243.5	1.026
08	Mountain	Jun/77	233.4	219.3	226.6	1.067
09	Pacific	Jun/77	248.3	235.7	247.6	1.035

See footnotes at end of table.

Table 7. Continued—Producer prices and price indexes for refined petroleum products by region
(Price per gallon; July 1975 = 100 unless otherwise indicated)

Commodity code	Commodity and region	Other index base	Index			Price July 1982
			Mar. 1982 ^{1/}	June 1982 ^{1/}	July 1982 ^{1/}	
0572	Light distillates	1967	1027.9	973.1	983.3	
0201 .07	Kerosene to resellers	Feb/73	807.3	773.5	810.8	1.030
01	New England		340.7	335.6	346.7	1.086
02	Middle Atlantic		2/ 340.4	2/ 335.1	2/ 345.0	1.057
03	South Atlantic		342.4	326.6	346.0	1.033
04	East North Central		358.5	330.7	355.1	1.038
05	West South Central		351.8	336.7	347.0	1.002
06	East South Central		345.0	333.3	333.0	.935
07	West North Central		344.1	321.6	347.0	1.003
08	Mountain		343.5	2/ 312.8	2/ 327.9	.975
09.01	Pacific		312.9	2/ 305.5	2/ 292.5	.918
0301 .07	Commercial jet fuel, kerosene base	Feb/73	866.1	817.5	818.1	.959
01	New England		359.3	343.8	345.0	.994
02	Middle Atlantic		363.2	339.0	340.9	.930
03	South Atlantic		378.4	355.7	354.8	.944
04	East North Central		334.2	324.5	323.8	.961
05	West South Central		393.9	367.2	364.9	.923
06	East South Central		364.5	349.3	340.2	.922
07	West North Central		362.1	342.4	343.1	.962
08	Mountain		356.7	342.0	343.0	.994
09	Pacific		373.9	354.7	354.9	.987
0573	Middle distillates	1967	1029.3	971.6	1020.8	
0201 .07	Fuel oil no. 2 to resellers	Feb/73	833.2	798.4	841.1	.974
01	New England		333.0	327.0	339.2	.983
02	Middle Atlantic		331.9	325.3	341.7	.989
03	South Atlantic		335.3	317.8	340.9	.980
04	East North Central		345.4	324.5	347.4	.968
05	West South Central		343.8	325.0	339.6	.938
06	East South Central		344.1	321.5	340.9	.962
07	West North Central		2/ 344.3	2/ 322.5	2/ 347.1	.962
08	Mountain		345.6	317.6	326.5	.922
09.01	Pacific		336.1	320.5	320.0	.902
0301 .08	Diesel to commercial consumers	Feb/73	823.1	759.6	794.8	.949
01.01	New England		363.4	318.8	333.8	1.006
02.01	Middle Atlantic		355.1	305.4	317.8	.972
03.01	South Atlantic		338.8	305.5	322.7	.948
04.01	East North Central		334.4	303.8	327.4	.973
05.01	West South Central		367.0	287.7	303.3	.937
06.01	East South Central		327.8	301.2	318.0	.941
07.01	West North Central		337.2	305.9	329.9	.960
08.01	Mountain		352.6	320.6	328.8	.938
09.01	Pacific		309.3	299.5	300.1	.922
0574	Residual fuels	1967	1163.0	1227.2	1246.9	
0401	Containing 0.3% or less sulfur	Dec/80	112.9	127.7	128.0	1.142
02	Middle Atlantic		(3)	(3)	(3)	(3)
04	East North Central		(3)	(3)	(3)	(3)
05	West South Central		(3)	(3)	(3)	(3)
07	West North Central		(3)	(3)	(3)	(3)
08	Mountain		(3)	(3)	(3)	(3)
09	Pacific		(3)	(3)	(3)	(3)
0501	Containing 0.31 to 1.0% sulfur	Dec/80	100.2	100.1	100.4	.659
02	Middle Atlantic		(3)	(3)	(3)	(3)
03	South Atlantic		(3)	(3)	(3)	(3)
04	East North Central		(3)	(3)	(3)	(3)
05	West South Central		(3)	(3)	(3)	(3)
06	East South Central		(3)	(3)	(3)	(3)
07	West North Central		(3)	(3)	(3)	(3)
08	Mountain		(3)	(3)	(3)	(3)
09	Pacific		(3)	(3)	(3)	(3)
0601	Containing more than 1% sulfur	Dec/80	94.8	101.1	104.2	.623
02	Middle Atlantic		(3)	(3)	(3)	(3)
03	South Atlantic		(3)	(3)	(3)	(3)
04	East North Central		111.0	114.2	104.3	.540
05	West South Central		(3)	101.0	100.7	.598
06	East South Central		(3)	(3)	(3)	(3)
07	West North Central		(3)	(3)	(3)	(3)
08	Mountain		(3)	(3)	(3)	(3)
09	Pacific		(3)	(3)	(3)	(3)

¹ Data for March 1982 have been revised to reflect the availability of late reports and corrections by respondents. All data are subject to revision 4 months after original publication. All prices are lagged 1 month. Data are not seasonally adjusted.

² Caution should be used in interpreting month-to-month changes because of low response rates, which ranged from 30 to 60 percent for these indexes.

³ Not available.

Table 8. Producer price indexes for special commodity groupings¹

(1967 = 100 unless otherwise indicated)

Commodity grouping	1981		1982		
	Annual average	July	March ²	June ²	July ²
All commodities except farm products	295.7	298.0	301.4	302.3	304.1
All foods	251.8	255.2	251.6	259.0	256.8
Processed foods	252.1	256.0	252.1	260.9	259.8
Industrial commodities less fuels and related products and power	263.7	265.0	271.7	272.5	272.7
Selected textile mill products (Dec. 1975 = 100)	135.8	136.8	139.0	138.1	137.5
Hosiery	134.3	135.8	137.5	138.5	138.5
Underwear and nightwear	203.4	204.7	215.9	217.8	218.0
Chemicals and allied products, including synthetic rubber and synthetic fibers	278.4	282.3	285.6	284.8	283.0
Pharmaceutical preparations	186.9	189.0	201.1	205.3	205.7
Lumber and plywood ³	303.0	308.7	288.5	294.0	294.6
Steel mill products, including fabricated wire products	337.6	344.9	350.5	349.9	348.7
Finished steel mill products, excluding fabricated wire products	336.2	343.3	349.2	348.6	347.7
Finished steel mill products, including fabricated wire products	336.2	343.3	349.2	348.6	347.4
Special metals and metal products	279.4	280.2	285.3	285.8	286.3
Fabricated metal products	280.0	281.7	289.9	294.6	294.0
Copper and copper products	203.8	202.5	190.8	180.0	179.5
Machinery and motive products	256.7	257.4	268.5	271.8	272.8
Machinery and equipment, except electrical	286.5	290.4	303.1	305.7	307.2
Agricultural machinery, including tractors	297.3	295.6	318.4	319.8	320.5
Metalworking machinery	329.7	330.1	346.4	350.3	352.7
Numerically controlled machine tools (Dec. 1971 = 100)	239.3	241.7	239.9	240.3	239.6
Total tractors	324.7	325.5	349.1	353.2	354.2
Industrial valves	315.9	317.5	330.5	327.2	329.2
Industrial fittings	302.1	303.0	304.1	309.1	310.2
Construction materials	283.0	285.7	287.5	289.1	289.0
Agricultural machinery and equipment, less parts	289.8	288.6	309.7	311.0	311.8
Farm and garden tractors, less parts	300.1	298.0	323.5	324.3	324.2
Agricultural machinery excluding tractors, less parts	295.2	293.9	314.6	316.5	317.7

¹ These indexes are calculated by combining the indexes listed below by commodity code after each special commodity grouping. The weights are those used for the comprehensive All Commodities index.

² Data for March 1982 have been revised to reflect the availability of late reports and corrections by respondents. All data are subject to revision 4 months after original publication.

All commodities except farm products: 02 through 15

All foods: 011, 017, and 02 less 0261, 0262, and 029

Processed foods: 02 less 0261, 0262, and 029

Industrial commodities less fuels and related products and power: 03, 04, and 06 through 15

Selected textile mill products: 0327, 03370105, 03370107, 03370109, 03370111, 034, 03810155, 03810172, 03810173, 03810239, 03810272, 03810274, 03810364, 038201, 038202, 03830322, 03830342, and 1231

Hosiery: 03810172, 03810173, 03810272, and 03810364

Underwear and nightwear: 03810174, 03810175, 03810176, 03810177, 03810178, 03810274, 03810275, 03810276, 03810277, 03810278, 03810368, and 03810369

Chemicals and allied products, including synthetic rubber and synthetic fibers: 031, 06 less 064, and 071102

Pharmaceutical preparations: 0634, 0635, and 0636

Lumber and plywood³: 081 and 083

Steel mill products, including fabricated wire products: 1017 and 1088

Finished steel mill products, excluding fabricated wire products: 1017 less 101701 and 101702

Finished steel mill products, including fabricated wire products: 1017 and 1088 less 101701 and 101702

Special metals and metal products: 10, 111, and 141

Fabricated metal products: 103, 104, 105, 106, 107, and 108

Copper and copper products: 10220123, 10220124, 10220125, 102301, 10240301, 10240302, 10240304,

10240305, 102502, and 102601

Machinery and motive products: 11 and 14

Machinery and equipment, except electrical: 111, 112, 113, 114, 116, 118, and 119

Agricultural machinery, including tractors: 1111 and 1112 less 111151 and 111251

Metalworking machinery: 1132, 113304, 1137, and 1138

Numerically controlled machine tools: 11371111, 11371112, 11371411, and 113716

Total tractors: 1111 and 1128 less 111151, 112802, and 112803

Industrial valves: 11490101 through 11490106, 11490116 through 11490119, and 11490121 through 11490127

Industrial fittings: 11490111 through 11490115

Agricultural machinery and equipment, less parts (old commodity code 111): 111 less 111151 and 111251

Farm and garden tractors, less parts (old commodity code 1111): 1111 less 111151

Agricultural machinery excluding tractors, less parts (old commodity code 1112): 1112 less 111251

Construction materials: 0621, 0721, 0811, 08120171, 082, 083, 092, 101502, 10170399, 10170499, 10170611, 10170627, 10250101, 10250103, 10250104, 10250105, 10250121, 10250123, 10250155, 10250254, 10251993, 10260106, 10260107, 10260109, 10260111, 10260267, 10260271, 104101, 105, 106, 1071, 10730101, 10730106, 10730111, 10730112, 10730113, 10730114, 10730115, 10730155, 10730157, 107402, 107403, 107404, 10740501, 10740731, 10740781, 10740782, 10740791, 10810246, 10830201, 10830203, 10830205, 10830207, 10830209, 10830211, 10830301, 10830321, 10830323, 10830325, 10830329, 10830351, 10830361, 10880211, 10880213, 10880721, 10880961, 10890533, 1142, 1147, 11490102, 11490106, 11490112, 11490115, 11710109, 11710111, 11710112, 11710113, 11710115, 11710116, 11710117, 11710118, 11710119, 11710121, 11710265, 11710266, 11710267, 11710273, 11710274, 1232, 131105, 132, 133, 134, 136, 137, 1391, 1392, and 1393

³ Formerly entitled: Lumber and wood products, excluding millwork

Phase-out of the Industry Sector Price Indexes

Effective with the introduction of data for January 1983 from the Producer Price Index Revision (PPIR), selected Industry Sector Price Indexes (ISPI's) will be deleted from tables 9 and 10 of this publication for those industries which also appear in table 4, "Producer price indexes for the net output of selected industries and their products."

The PPIR sample reflected in table 4 is designed as an improvement of, and replacement for, the indexes in tables 9 and 10. The table 4 indexes are based on a large statistical sample of producers and products within the specified industries, while the original samples for the indexes in tables 9 and 10 were smaller, nonstatistical, commodity-oriented samples which were not restricted to the specified industry.

All ISPI's whose movements are currently deter-

mined by corresponding series from the Producer Price Index Revision system (as now indicated by an appropriate footnote after their titles in table 9 or 10) will be dropped from these tables next January. Remaining ISPI's will be dropped from these tables at 6-month intervals thereafter, as improved data become available. Tables 9 and 10 will eventually be discontinued; table 4 will be the primary vehicle for releasing industry-oriented price data.

As indexes are deleted from tables 9 and 10, the historical data will be incorporated into the PPIR system. This will be accomplished by rebasing the old indexes to the base period of the corresponding PPIR indexes. These rebased historical data will be available later this year upon request.

Table 9. Producer price indexes for the output of selected SIC industries

(1967 = 100 unless otherwise indicated)

Industry	1972 SIC code	Other index base	Index				
			1981		1982		
			Annual average	July	Mar. ¹	June ¹	July ¹
Mining industries							
Iron ore	1011	12/75	167.6	168.1	171.3	177.1	177.1
Mercury ores	1092	12/75	346.0	358.3	325.0	307.5	306.2
Bituminous coal and lignite	1211		493.7	502.1	524.9	529.8	533.5
Crude petroleum and natural gas	1311		898.6	911.5	905.4	915.1	925.3
Construction sand and gravel ²	1442		277.4	278.4	293.1	295.2	295.3
Kaolin and ball clay	1455	06/76	138.7	137.1	149.6	151.7	151.7
Manufacturing industries							
Meatpacking plants ²	2011		243.1	252.6	247.3	265.7	258.4
Sausages and other prepared meat products	2013		241.4	246.0	248.6	273.7	272.2
Creamery butter	2021		274.8	273.8	276.8	274.9	275.0
Cheese, natural and processed ²	2022	12/72	215.7	213.8	216.7	217.9	218.6
Ice cream and frozen desserts	2024	12/72	211.9	212.7	210.9	214.2	213.6
Canned fruits, vegetables, preserves, jams and jellies ²	2033		248.5	251.6	262.4	264.6	265.5
Dried and dehydrated fruits, vegetables, and soup mixes	2034	12/73	177.6	180.5	181.5	178.5	180.4
Flour and other grain mill products	2041	12/71	196.0	196.5	187.3	189.1	185.5
Rice milling	2044		277.2	297.4	183.5	180.3	177.6
Prepared animal feeds ²	2048	12/75	124.5	125.9	114.6	115.7	115.4
Raw cane sugar mills ²	2061		273.5	272.2	233.0	286.7	311.5
Beet sugar processing ²	2063		314.3	274.1	272.2	280.2	290.5
Chewing gum	2067		309.8	303.1	303.3	303.4	303.3
Cottonseed oil mills	2074		199.0	212.0	158.1	170.2	174.6
Soybean oil mill products ²	2075		245.8	253.7	216.6	226.4	224.1
Animal and marine fats and oils	2077		288.0	288.8	271.8	272.3	264.3
Malt	2083		282.5	286.1	287.1	259.8	259.8
Distilled liquor, except brandy	2085	12/75	134.7	134.6	140.2	139.8	139.8
Canned and cured fish and seafoods	2091	12/73	187.8	187.4	187.7	188.4	187.8
Fresh or frozen packaged fish and seafoods	2092		369.1	367.6	419.1	442.8	418.9
Roasted coffee ²	2095	12/72	238.1	236.4	248.8	247.6	247.0
Macaroni, spaghetti, vermicelli, and noodles	2098		252.0	259.5	259.5	259.5	259.5
Cigarettes	2111		277.7	278.3	319.7	319.8	324.9
Cigars	2121		170.0	169.7	178.6	176.6	176.6
Tobacco (chewing and smoking) and snuff	2131		320.7	321.0	349.4	353.6	358.3
Broadwoven fabric mills, cotton ²	2211	12/72	232.7	234.7	226.4	226.0	222.0
Broadwoven fabric mills, synthetic fibers and silk ²	2221	12/77	136.7	138.0	140.0	138.0	137.5
Women's hosiery, except socks	2251	12/75	113.5	115.5	116.1	117.0	117.0
Knit underwear mills ²	2254		210.2	210.7	225.9	228.7	230.8
Circular knit fabric mills ²	2257	06/76	110.9	111.0	110.7	108.2	108.6
Finishers of broadwoven fabrics of cotton	2261	06/76	144.9	146.3	140.8	141.3	140.2
Finishers of broadwoven fabrics of man-made fiber and silk	2262	06/76	126.5	127.1	128.5	127.2	126.7
Tufted carpets and rugs ²	2272		154.2	158.3	155.7	156.9	156.1
Yarn spinning mills: cotton, man-made fibers and silk	2281	12/71	221.7	225.1	215.4	214.0	213.7
Yarn texturizing, throwing, twisting, and winding mills	2282	06/76	139.3	142.7	150.0	149.3	149.0
Thread mills	2284	06/76	151.4	151.1	156.8	156.5	156.5
Cordage and twine	2298	12/77	134.8	134.3	141.0	141.0	141.0
Men's and boys' suits and coats ²	2311		224.0	225.9	239.8	235.3	237.2
Men's and boys' shirts and nightwear	2321		209.5	210.5	216.9	215.7	216.0
Men's, youths', and boys' underwear ²	2322		230.6	230.8	247.4	251.2	251.2
Men's and boys' neckwear	2323	12/75	114.6	113.9	117.3	121.3	121.3
Men's and boys' separate trousers	2327		186.2	186.4	188.4	195.0	195.6
Men's and boys' work clothes	2328		248.6	250.8	254.9	254.1	252.9
Women's and misses' blouses and waists	2331	06/78	120.6	121.0	126.5	123.7	123.6
Women's, misses' and juniors' dresses ²	2335	12/77	121.3	123.0	123.1	123.1	123.7
Woman's and children's underwear and nightwear ²	2341	12/72	169.7	170.6	175.0	179.4	179.4
Brassieres and allied garments ²	2342	12/75	136.7	138.8	148.8	148.5	148.4
Children's dresses and blouses	2361	12/77	120.9	121.6	123.2	121.0	119.4
Dress and work gloves, except knit and all-leather	2381		289.3	289.2	295.5	294.5	294.5
Canvas and related products	2394	12/77	132.0	130.1	147.2	143.8	143.8
Automotive and apparel trimmings	2396	12/77	131.0	131.0	131.0	131.0	131.0
Sawmills and planing mills ²	2421	12/71	228.2	233.5	216.9	219.7	221.6
Softwood veneer and plywood	2436	12/75	142.0	143.8	131.8	133.3	129.6
Structural wood members ²	2439	12/75	156.6	157.6	152.6	152.9	154.5
Wood pallets and skids	2448	12/75	152.5	153.1	148.2	144.2	144.1
Mobile homes ²	2451	12/74	156.9	158.1	162.7	163.4	163.4
Particleboard	2492	12/75	173.6	179.6	177.7	176.9	175.4

See footnotes at end of table.

Table 9. Producer price indexes for the output of selected SIC industries—Continued

(1967 = 100 unless otherwise indicated)

Industry	1972 SIC code	Other index base	Index				
			1981		1982		
			Annual average	July	Mar. ¹	June ¹	July ¹
Manufacturing industries—Continued							
Wood household furniture, except upholstered ²	2511	12/71	197.4	198.6	205.1	207.6	208.1
Wood household furniture, upholstered ²	2512	12/71	174.0	175.1	179.3	185.1	184.1
Mattresses and bedsprings	2515		192.3	191.3	205.6	210.3	210.1
Wood office furniture	2521		254.2	254.7	270.8	271.9	272.0
Pulp mills	2611	12/73	252.4	251.3	260.7	246.5	238.5
Paper mill products, except building paper ²	2621	12/74	156.2	157.0	162.0	160.8	160.7
Paperboard mills	2631	12/74	151.7	151.7	153.0	150.0	149.1
Sanitary paper products	2647		343.4	344.2	344.5	347.3	346.4
Sanitary food containers	2654		244.8	246.0	260.0	261.4	261.4
Fiber cans, drums, and similar products	2655	12/75	163.0	163.2	176.5	176.7	176.7
Alkalies and chlorine ²	2812	12/73	305.9	306.2	335.6	338.2	324.4
Plastics materials and resins ²	2821	06/76	150.8	155.0	151.0	150.7	150.2
Synthetic rubber ²	2822		293.3	297.3	306.7	303.8	301.8
Synthetic organic fibers, except cellulosic ²	2824		155.6	159.2	161.6	161.3	160.5
Nitrogenous fertilizers ²	2873	12/75	142.8	143.5	142.2	139.5	136.1
Phosphatic fertilizers ²	2874		254.1	249.4	261.6	257.6	256.6
Fertilizers, mixing only ²	2875		270.7	275.3	278.4	278.8	278.6
Explosives ²	2892		311.9	315.7	320.5	319.6	318.4
Petroleum refining	2911	06/76	294.4	299.1	281.7	267.7	281.4
Paving mixtures and blocks ²	2951	12/75	194.3	197.1	198.1	195.1	194.8
Asphalt felts and coatings	2952	12/75	176.9	182.8	171.2	169.8	171.3
Tires and inner tubes ²	3011	12/73	215.8	213.1	220.3	221.5	221.7
Rubber and plastic footwear ²	3021	12/71	184.4	185.0	189.1	187.0	187.0
Reclaimed rubber	3031	12/73	194.1	192.9	207.2	208.4	207.7
Miscellaneous plastic products	3079	06/78	128.9	129.2	132.8	132.9	132.6
Leather tanning and finishing ²	3111	12/77	150.7	151.3	147.9	146.9	147.5
Men's footwear, except athletic ²	3143	12/75	169.3	170.7	173.5	175.2	171.6
Women's footwear, except athletic ²	3144		217.1	218.9	210.3	215.2	216.3
Women's handbags and purses ²	3171	12/75	155.5	158.4	158.4	158.4	158.5
Flat glass ²	3211	12/71	175.3	180.0	177.5	177.5	187.7
Glass containers ²	3221		328.6	335.4	355.8	357.3	357.3
Cement, hydraulic ²	3241		329.6	331.6	341.5	338.7	337.8
Brick and structural clay tile	3251		296.5	298.9	299.4	306.4	307.2
Ceramic wall and floor tile	3253	12/75	133.4	132.1	140.4	138.0	138.0
Clay refractories	3255		310.2	312.3	355.6	357.1	357.2
Structural clay products, n.e.c.	3259		222.6	223.9	225.9	216.5	216.4
Vitreous plumbing fixtures	3261		254.9	258.7	260.8	265.5	264.2
Vitreous china table and kitchen articles	3262		335.0	336.6	347.3	349.8	349.8
Fine earthenware (whiteware) table and kitchen articles	3263		309.1	309.6	315.0	314.8	314.8
Pottery products, n.e.c.	3269	12/75	160.1	160.7	164.2	164.8	164.7
Concrete block and brick ²	3271		270.4	271.2	276.4	277.0	277.1
Ready-mixed concrete ²	3273		298.7	300.7	302.5	304.7	305.4
Lime	3274	12/75	172.5	173.1	185.7	188.4	188.1
Gypsum products ²	3275		256.9	261.8	260.5	256.2	256.5
Abrasive products ²	3291	12/71	232.9	235.0	249.8	252.1	252.0
Nonclay refractories	3297	12/74	185.3	189.7	200.4	203.9	203.8
Blast furnaces and steel mills ²	3312		342.8	350.1	354.4	353.6	352.9
Electrometallurgical products	3313	12/75	121.8	121.2	120.3	120.4	120.4
Cold finishing of steel shapes ²	3316		316.2	325.0	327.0	325.6	325.2
Steel pipe and tubes ²	3317		341.5	348.2	365.8	365.7	364.0
Grey iron foundries ²	3321	12/68	299.7	298.8	311.5	311.6	311.3
Primary smelted and refined zinc ²	3333		326.3	335.4	292.0	259.7	266.4
Primary aluminum ²	3334		333.1	334.2	320.8	308.4	305.7
Rolling, drawing and extruding of copper ²	3351		212.3	209.4	198.4	189.8	189.2
Aluminum sheet, plate and foil ²	3353	12/75	175.8	177.3	181.2	178.0	178.2
Aluminum extruded products	3354	12/75	180.1	181.2	180.5	180.1	179.5
Aluminum rolling and drawing, N.E.C. ²	3355	12/75	159.1	157.2	166.3	165.4	164.7
Metal cans ²	3411		305.1	305.5	313.6	319.3	318.6
Hand saws and saw blades	3425	12/72	201.4	204.1	214.9	220.9	221.0
Metal sanitary ware ²	3431		265.5	269.2	275.1	276.0	276.1
Automotive stampings	3465	12/75	146.0	146.2	144.2	153.0	153.0
Small arms ammunition	3482	12/75	159.0	157.8	167.5	175.9	175.9
Steel springs, except wire ²	3493		245.9	243.7	256.4	255.2	253.1
Valves and pipe fittings, except plumbers' brass goods	3494	12/71	248.9	250.0	259.1	259.0	260.1

See footnotes at end of table.

Table 9. Producer price indexes for the output of selected SIC industries—Continued

(1967 = 100 unless otherwise indicated)

Industry	1972 SIC code	Other index base	Index				
			1981		1982		
			Annual average	July	Mar. ¹	June ¹	July ¹
Manufacturing industries—Continued							
Fabricated pipe and pipe fittings ²	3498		361.3	364.6	379.8	385.4	383.8
Internal combustion engines, n.e.c.	3519		311.9	312.0	332.6	337.7	339.6
Construction machinery ²	3531	12/76	156.8	159.0	163.3	165.3	166.5
Mining machinery and equipment ²	3532	12/72	282.5	282.7	300.9	303.5	304.0
Oilfield and gasfield machinery ²	3533		395.8	401.3	435.8	437.8	438.4
Elevators and moving stairways ²	3534		253.9	252.1	271.6	273.5	275.5
Metal forming machine tools ²	3542	12/71	306.9	307.6	324.5	326.5	333.6
Power driven hand tools ²	3546	12/76	147.3	148.2	153.9	156.4	157.4
Textile machinery ²	3552	12/69	243.5	246.2	255.0	258.1	259.8
Woodworking machinery ²	3553	12/72	225.0	224.0	233.4	234.4	230.0
Scales and balances, except laboratory ²	3576		226.2	226.6	229.8	230.6	231.9
Carburetors, pistons, piston rings and valves	3592	06/76	178.0	180.8	190.4	195.7	196.6
Power, distribution, and specialty transformers ²	3612		209.9	210.7	222.4	224.8	224.7
Welding apparatus, electric	3623	12/72	227.5	228.3	232.3	233.1	236.9
Household cooking equipment ²	3631	12/75	141.2	140.5	147.2	146.9	148.2
Household refrigerators and home and farm freezers	3632	06/76	132.8	135.5	142.3	144.3	145.5
Household laundry equipment ²	3633	12/73	174.3	174.1	186.2	189.0	189.1
Household vacuum cleaners	3635		159.1	158.6	165.7	158.4	158.4
Sewing machines	3636	12/75	146.8	153.8	155.8	153.7	153.7
Electric lamps	3641		277.3	275.2	283.6	293.9	291.9
Noncurrent-carrying wiring devices	3644	12/72	249.6	253.3	258.1	261.1	260.7
Commercial lighting fixtures ²	3646	12/75	154.8	154.4	162.4	167.2	166.5
Lighting equipment, n.e.c.	3648	12/75	155.9	153.8	168.8	170.9	171.1
Electron tubes, receiving type	3671		309.7	327.4	374.4	375.1	376.0
Semiconductors and related devices ²	3674		90.9	89.2	90.0	89.7	90.8
Electronic capacitors ²	3675	12/75	170.3	171.4	168.4	166.8	166.7
Electronic resistors ²	3676	12/75	141.4	142.1	143.4	144.9	144.4
Electronic connectors ²	3678 ³	12/75	154.9	155.0	156.7	158.3	157.6
Primary batteries, wet and dry ²	3692		182.2	181.6	190.5	195.8	196.3
Motor vehicles and passenger car bodies ²	3711	12/75	150.3	150.3	154.9	159.6	159.7
Jewelry, precious metal	3911	12/78	181.1	168.2	161.4	155.0	163.1
Jewelers' findings and material and lapidary work	3915	12/78	149.4	140.6	133.2	125.8	127.2
Musical instruments	3931	12/78	122.0	122.7	127.5	126.5	128.8
Dolls	3942	12/75	131.3	130.9	136.6	136.5	136.5
Games, toys, and children's vehicles, except dolls and bicycle	3944		221.3	222.0	234.1	231.7	231.8
Carbon paper and inked ribbons	3955	12/75	138.5	140.4	140.3	140.6	140.5
Costume jewelry and costume novelties	3961	12/78	124.7	119.4	131.4	128.6	129.8
Burial caskets	3995	06/76	139.5	138.3	145.3	149.3	150.8
Hard surface floor coverings	3996	12/75	151.8	153.3	156.1	154.3	155.0

¹ Data for March 1982 have been revised to reflect the availability of late reports and corrections by respondents. All data are subject to revision 4 months after original publication. Data are not seasonally adjusted.

² These indexes are calculated by a revised methodology. See "Technical Note on Data from the Producer Price Index Revision" at the back of this

publication. Effective with the January 1983 issue, these indexes will be deleted from this table because corresponding indexes appear in table 4.

³ Not available.
n.e.c. = Not elsewhere classified.

Table 10. Producer price indexes for the output of selected census product classes

(1967 = 100 unless otherwise indicated)

Product class	1972 Census code	Other index base	Index					
			1981		1982			
			Annual average	July	Mar. ¹	June ¹	July ¹	
METAL MINING	10							
Treated iron ores, including washed material	10112	12/75	168.0	168.7	171.2	177.2	177.2	177.2
Mercury metal	10923	12/75	346.0	358.3	325.0	307.5	307.5	306.2
BITUMINOUS COAL AND LIGNITE MINING	12							
Bituminous coal and lignite	12110	12/75	133.3	135.6	142.2	143.1	143.1	143.2
OIL AND GAS EXTRACTION	13							
Crude petroleum, including lease condensate	13111	12/75	306.0	304.3	283.7	273.6	273.7	273.7
Natural gas production and disposition	13115	12/75	461.9	484.8	531.1	571.6	585.9	585.9
Natural gas liquids and residue gas, n.e.c.	13210	12/75	417.8	438.5	480.4	517.0	530.0	530.0
Residue gas shipped	13213	06/77	269.6	283.0	310.0	333.6	342.0	342.0
MINING AND QUARRYING OF NONMETALLIC MINERALS, EXCEPT FUELS	14							
Crude kaolin and ball clay	14551	06/76	138.7	137.1	149.6	(⁹)	151.7	151.7
Prepared kaolin and ball clay	14552	06/76	138.7	137.1	149.6	(⁹)	151.7	151.7
Washed, dried or concentrated phosphate rock	14752	12/75	116.6	115.4	118.5	118.5	114.5	114.5
FOOD AND KINDRED PRODUCTS	20							
Beef, not canned or made into sausage ²	20111		253.1	264.1	257.7	275.2	260.9	260.9
Veal, not canned or made into sausage ²	20112		(⁹)	178.5	171.6	175.7	172.3	172.3
Pork, fresh and frozen ²	20114		194.4	208.0	198.2	218.2	222.7	222.7
Lard ²	20115		302.3	305.6	302.2	324.2	311.7	311.7
Pork, processed or cured, including frozen ²	20116		236.8	241.8	254.9	281.0	284.0	284.0
Sausage and similar products, not canned ²	20117		249.6	252.1	255.2	281.4	278.3	278.3
Pork, processed or cured, not made in meatpacking plants	20136		234.4	241.6	253.4	277.7	280.1	280.1
Sausage & similar products, not made in meatpacking plants	20137		253.6	257.4	255.3	284.5	280.5	280.5
Canned meats, not made in meatpacking plants	20138		235.7	237.7	238.4	254.9	254.9	254.9
Young chickens incl. broilers, fryers, roasters & capons.	20161		(⁹)	201.9	181.8	189.0	191.3	191.3
Turkeys	20163		191.2	215.5	174.6	184.3	188.7	188.7
Creamery butter	20210		225.6	224.8	227.5	225.8	225.9	225.9
Natural cheese, exc. cottage cheese ²	20221		316.6	315.7	319.4	319.7	319.4	319.4
Process cheese and related products ²	20222	12/72	213.4	211.7	217.3	217.9	218.6	218.6
Canned milk products (consumer type cans)	20232		307.6	307.5	311.9	311.9	311.9	311.9
Ice cream and ices	20240		232.9	233.6	232.0	235.7	235.1	235.1
Packaged fluid milk and related products	20262		194.5	194.4	197.2	197.9	198.2	198.2
Canned fruits (except baby foods) ²	20331		243.2	240.0	255.0	257.4	258.2	258.2
Canned vegetables (except hominy and mushrooms) ²	20332		217.4	224.8	224.3	227.1	228.6	228.6
Canned hominy and mushrooms ²	20333	12/75	150.8	154.5	146.1	139.5	137.8	137.8
Canned fruit juices, nectars, concentrates ²	20334		328.1	332.3	340.9	342.1	340.4	340.4
Canned vegetable juice ²	20335		255.9	256.4	280.1	282.9	284.7	284.7
Catsup and other tomato ²	20336		239.8	242.2	272.4	277.1	277.3	277.3
Jams, jellies, and preserves ²	20338		282.0	282.3	304.2	310.7	305.1	305.1
Dried fruits and vegetables, except soup mixes	20341		337.7	344.2	346.4	339.6	344.1	344.1
Pickles and other pickled products ²	20352	12/75	155.0	156.5	162.9	163.1	163.4	163.4
Frozen dinners, beef, pork, poultry pies, nationality foods	20382	12/75	177.4	177.4	181.3	183.2	183.2	183.2
Wheat flour, except flour mixes	20411	12/71	188.8	187.2	185.0	181.4	180.1	180.1
Wheat mill products other than flour	20412		201.4	212.7	143.4	192.7	164.5	164.5
Milled rice and byproducts	20440		277.3	297.4	183.6	180.3	177.6	177.6
Cookies and ice cream cones	20522		(⁹)	330.2	334.6	322.0	322.0	322.0
Sugar cane mill products and by-products ²	20610		272.7	271.4	232.3	285.9	310.6	310.6
Refined beet sugar and by-products ²	20630		310.6	269.4	269.0	277.0	287.2	287.2
Chocolate coatings	20661		274.3	269.9	270.0	253.3	253.3	253.3
Chewing gum and chewing gum base	20670		329.3	321.7	321.7	321.7	321.7	321.7
Cottonseed oil, crude	20741		134.9	157.2	106.7	117.9	117.9	117.9
Cottonseed cake and meal and other byproducts	20744		239.8	242.8	180.5	201.8	211.6	211.6
Soybean oil ²	20751		195.5	203.6	168.1	179.9	181.6	181.6
Soybean cake, meal and other byproducts ²	20752		273.8	277.2	246.9	254.0	249.6	249.6
Linseed oil	20761	12/75	103.0	104.9	93.9	91.9	92.4	92.4
Vegetable oils (other than cottonseed, soybean, and linseed)	20762		213.5	215.7	173.9	178.3	175.2	175.2
Grease and inedible tallow	20771		326.1	321.7	322.6	318.7	306.9	306.9
Meat meal and tankage	20772		257.2	270.2	224.7	231.7	228.7	228.7
Animal and marine oil mill products, including foots	20773		274.7	265.9	260.6	252.9	240.8	240.8
Margarine	20792		233.8	233.8	233.4	238.3	239.3	239.3
Canned beer ²	20821	12/75	(⁹)	137.9	140.7	144.1	143.8	143.8

See footnotes at end of table.

Table 10. Producer price indexes for the output of selected census product classes—Continued

(1967 = 100 unless otherwise indicated)

Product class	1972 Census code	Other index base	Index				
			1981		1982		
			Annual average	July	Mar. ¹	June ¹	July ¹
FOOD AND KINDRED PRODUCTS—Continued							
Malt and malt byproducts	20						
Bottled liquors, except brandy	20830		282.5	286.1	267.1	259.8	259.8
Flavoring sirups for use by soft drink bottlers	20853		174.6	174.5	181.6	181.0	181.0
Canned and cured seafood, including soup (except frozen)	20873	12/68	187.0	188.2	189.0	189.0	189.9
Fresh packaged fish and other seafood	20910		371.3	370.5	368.1	368.1	368.1
Frozen packaged fish, excluding shellfish	20922		370.1	329.0	467.1	482.8	391.3
Frozen packaged shellfish and other seafood, including soup	20923	12/75	166.6	168.0	171.1	174.7	174.7
Roasted coffee, whole bean or ground ²	20924	12/75	145.8	148.2	172.1	186.9	177.8
Concentrated (instant) coffee ²	20951	12/72	248.5	246.7	260.4	256.8	256.0
Macaroni, spaghetti, and noodles	20952		286.0	284.5	297.6	301.5	300.4
Tea in consumer packages	20980		252.0	259.4	259.4	259.4	259.4
	20995	12/75	157.2	158.5	156.5	156.5	156.5
TOBACCO MANUFACTURES							
	21						
Cigarettes	21110		276.9	277.5	319.5	319.5	324.6
Cigars	21210		169.7	169.3	178.3	176.3	176.3
Chewing and smoking tobacco and snuff	21310		321.9	322.2	350.7	354.9	359.7
TEXTILE MILL PRODUCTS							
	22						
Cotton sheeting and allied fabrics (gray goods) ²	22112	12/72	185.9	185.9	183.4	179.6	178.9
Cotton print cloth yarn fabrics (gray goods) ²	22113	12/72	339.6	342.2	336.8	331.9	325.3
Finished cotton broadwoven fab. (made in weav. mills) ²	22117		305.6	308.7	303.0	291.3	296.6
Sheets and pillowcases made from cotton ²	22118		192.1	189.6	205.0	204.1	199.8
Cotton towels and washcloths (made in weaving mills) ²	22119		(¹)	334.6	352.1	336.3	334.4
100% filament fabrics (gray goods) ²	22212		191.7	189.6	190.7	184.9	183.2
100% spun polyester blends with cotton (gray goods)	22214	12/75	143.3	146.0	147.5	146.8	147.0
Finished syn. fiber & silk fabrics- made in weaving mills ²	22218	12/72	155.2	156.9	160.5	160.7	159.4
Finished wool apparel fabrics	22313	12/75	156.9	158.3	160.5	157.7	157.7
Women's finished seamless hosiery, full length & knee length	22513		102.2	104.1	104.0	104.9	104.9
Men's finished seamless hosiery	22522	12/75	141.3	142.0	146.7	147.9	147.9
Sweaters, knit jackets and jersey	22531		152.7	154.7	158.0	158.0	158.9
Knit outerwear sport shirts	22532		215.0	216.4	225.0	220.4	217.7
Women's and children's knit underwear ²	22542		205.1	205.5	212.8	213.3	213.3
Warp knit underwear and nightwear finished fabric ²	22582	12/75	137.0	138.1	137.4	137.0	137.0
Finished cotton broadwoven fab.(not fin. in weaving mills)	22617		310.0	313.1	299.0	300.4	298.0
Finished manmade fiber&silk fab.(not fin. in weaving mills)	22628	12/72	154.9	155.6	156.0	154.5	153.8
Tufted carpets and rugs - primary production ²	22720		154.3	158.1	156.3	157.6	156.8
Carded cotton yarns	22811	12/71	245.2	248.0	225.8	222.8	223.3
Combed cotton yarns	22812		240.6	244.1	221.8	220.2	219.4
Rayon and/or acetate spun yarns	22813	12/71	252.0	259.1	263.0	262.4	262.4
Spun noncellulosic fiber and silk yarns	22814		166.8	169.3	165.4	164.8	164.4
Rewound,plied,etc.,yarns other than wool.	22822	12/76	149.4	155.6	153.4	153.4	153.4
Textured, crimped, or bulked filament yarns	22824	12/75	112.3	114.9	122.2	121.4	121.3
Wool yarns,except carpet,including yarns spun and finished.	22831	12/75	188.9	190.8	192.3	181.9	181.4
Finished thread for industrial or manufacturers' use	22842		267.7	266.6	279.3	278.9	278.9
Hard fiber cordage and twine	22981		306.3	304.7	320.1	320.1	320.1
Soft fiber cordage and twine (except cotton)	22982	12/75	147.7	146.9	154.3	154.3	154.3
Cotton cordage and twine	22983	12/77	135.9	135.2	142.0	142.0	142.0
APPAREL AND OTHER TEXTILE PRODUCTS							
	23						
Men's suits ²	23111		214.5	215.5	225.2	226.4	228.1
Men's tailored dress, sport coats and jackets ²	23113	12/73	155.3	157.4	160.7	161.9	164.5
Men's & boys' dress & sport shirts,except knit sport shirts	23214		209.2	210.5	217.1	215.0	215.5
Men's and boys' underwear ²	23221		231.9	232.1	253.0	257.0	257.0
Men's, youths' and boys' neckwear	23230	12/75	114.7	113.9	117.3	121.3	121.3
Men's and boys' dress & sport trousers & dress shorts	23271		177.9	177.9	179.8	186.1	185.9
Men's and boys' outerwear, n.e.c.	23292		228.3	229.9	235.9	235.9	235.9
Women's, misses' & juniors' blouses & shirts, except knit	23317	12/75	141.1	141.5	147.0	145.0	145.0
Womens dresses-priced per unit ²	23351	12/75	124.7	126.9	127.1	127.7	128.5
Women's, misses' and juniors' suits	23372	12/71	115.3	115.3	115.3	115.3	115.3
Women's, misses' and juniors' skirts and jackets	23374	12/71	124.0	121.8	129.8	128.5	128.5
Women's, misses' & juniors' outerwear, n.e.c.	23393		177.5	178.5	204.2	183.7	183.9
Women's and children's underwear ²	23412	12/72	201.8	202.2	209.3	209.7	209.7
Women's and children's nightwear ²	23413		156.4	157.8	160.1	168.1	168.1
Brassieres ²	23421	12/75	132.9	135.2	147.0	147.1	147.0
Corsets, girdles, combinations and accessories ²	23422	12/75	142.3	144.0	151.0	150.1	150.1

See footnotes at end of table.

Table 10. Producer price indexes for the output of selected census product classes—Continued

(1967 = 100 unless otherwise indicated)

Product class	1972 Census code	Other index base	Index				
			1981		1982		
			Annual average	July	Mar. ¹	June ¹	July ¹
APPAREL AND OTHER TEXTILE PRODUCTS—Continued							
	23						
Hats and hat bodies(except cotton and millinery)	23521	12/77	132.2	133.4	133.4	133.4	133.4
Work gloves & mittens, made from woven knit fabrics	23812		311.5	311.3	317.6	316.3	316.3
Bedspreads and bedsets (not made in weaving mills)	23926		(²)	233.3	243.7	247.4	247.4
Sheets and pillowcases (not made in weaving mills)	23928	12/72	186.0	183.6	198.4	197.6	193.5
Canvas products	23940	12/77	131.9	130.0	147.1	143.7	143.7
LUMBER AND WOOD PRODUCTS, EXCEPT FURNITURE							
	24						
Hardwood lumber ²	24211	12/75	152.4	154.4	154.2	156.8	156.6
Softwood lumber ²	24212	12/75	165.3	169.5	155.5	158.0	160.3
Hardwood dimension stock, furniture parts, & vehicle stock.	24282		241.1	244.3	245.8	248.4	249.4
Wood window and door frames	24313		369.8	371.8	367.3	367.3	367.3
Doors wood, interior and exterior	24314	12/71	215.5	216.5	220.3	220.4	220.4
Wood mouldings, except prefinished mouldings	24316	12/75	162.0	161.2	159.1	172.3	176.3
Wood kitchen cabinets, stock line	24341	12/71	182.5	181.9	190.3	190.3	190.3
Hardwood plywood	24351	12/71	180.3	180.7	185.1	186.2	181.7
Pallets and skids	24480		190.0	190.7	184.4	178.8	178.6
Wirebound boxes made from lumber, veneer and plywood	24491	12/67	281.2	282.7	285.2	285.2	285.2
Components for stationary buildings	24521	12/75	169.1	164.5	176.0	176.0	176.0
Particleboard	24920		153.4	159.0	156.7	156.0	154.4
Fabricated hardboard products	24996	12/75	183.1	185.1	191.5	189.5	192.5
FURNITURE AND FIXTURES							
	25						
Wood living room, library, sunroom, and hall furniture ²	25112		226.9	228.2	235.6	237.9	237.7
Wood dining room and kitchen furniture, except cabinets ²	25113		254.1	256.9	264.4	268.5	269.6
Wood bedroom furniture ²	25115		236.1	237.1	245.2	249.0	249.3
Upholstered wood household furniture ²	25120		(²)	201.4	(²)	213.0	211.7
Metal porch, lawn, and outdoor furniture	25143		277.6	270.6	289.4	289.4	289.4
Innerspring mattresses, other than crib size	25151		184.8	184.4	202.5	203.9	203.9
Other mattresses, including crib mattresses	25152		199.5	196.3	221.2	224.5	224.5
Bedsprings	25153		179.0	178.1	195.9	204.5	204.5
Convertible sofas	25154		199.6	200.5	(²)	(²)	(²)
Wood office furniture	25210		255.1	255.5	271.8	272.9	272.9
Metal office seating, including upholstered ²	25221		242.6	244.3	257.1	257.5	260.2
PAPER AND ALLIED PRODUCTS							
	26						
Special alpha and dissolving woodpulp	26111	12/73	247.8	245.2	266.1	254.0	249.5
Other pulp, including pulpmill byproducts, except tall oil.	26112	12/73	262.8	262.9	263.0	246.3	234.9
Newsprint ²	26211		307.9	301.8	318.0	320.9	318.3
Clay coated printing and converting paper ²	26213	12/73	216.4	216.0	226.8	226.8	226.4
Book paper, uncoated ²	26214	12/73	236.2	239.6	245.2	240.7	240.1
Unbleached kraft packaging/industrial converting paper ²	26217	12/75	149.4	150.8	148.5	144.0	142.4
Packaging/indust. converting paper, exc. unbleached kraft ²	26218	12/75	146.8	149.2	152.4	151.0	150.9
Unbleached kraft packaging/industrial converting paperboard	26311	12/75	149.2	151.1	151.2	146.5	146.4
Bleached packaging & industrial converting paperboard	26312	12/75	170.4	166.4	171.9	171.5	172.0
Semichemical paperboard	26313	12/75	145.2	147.6	146.9	142.3	138.9
Combination furnish paperboard	26314	12/75	149.9	149.8	151.7	151.5	150.7
Gummed products	26413	12/75	161.3	162.9	165.5	165.5	165.5
Grocers' & variety bags (paper) & wardrobe, shopping	26431	12/75	(²)	168.2	(²)	(²)	157.2
Sanitary napkins and tampons	26471		340.9	343.4	349.4	355.8	362.1
Sanitary tissue health products	26472		348.8	349.3	349.2	351.7	349.8
Milk and other beverage cartons	26541		246.1	253.1	275.8	281.5	281.5
Cups and liquid-tight containers	26542		227.0	227.2	234.3	234.3	234.3
Other sanitary food containers, boards, and trays	26543		257.2	254.3	267.6	267.6	267.6
Paperboard fiber drums with metal, wood, or paperboard ends	26551		304.3	305.5	329.6	(²)	329.6
Fiber cans, tubes, and similar fiber products	26552	12/75	161.9	161.8	175.6	175.6	175.6
Insulating board	26611		242.5	241.9	249.1	255.7	249.7
CHEMICALS AND ALLIED PRODUCTS							
	28						
Chlorine, compressed or liquefied ²	28121	12/73	208.2	210.1	216.8	220.3	217.4
Sodium hydroxide (caustic soda) ²	28123	12/73	359.2	363.7	409.2	421.1	385.2
Titanium pigments	28161	12/75	161.3	158.7	169.4	169.4	170.9
Other white opaque pigments	28162	12/75	124.1	124.8	122.6	113.8	116.7
Sulfuric acid	28193	12/73	247.6	246.2	261.6	270.3	274.4
Inorganic acids, except nitric, sulfuric, and phosphoric	28194	12/73	237.9	232.9	256.1	244.5	251.7
Aluminum oxide	28195	12/74	(²)	(²)	212.2	(²)	214.4
Other aluminum compounds	28196	12/73	270.9	269.8	302.9	306.7	306.9

See footnotes at end of table.

Table 10. Producer price indexes for the output of selected census product classes—Continued

(1967 = 100 unless otherwise indicated)

Product class	1972 Census code	Other index base	Index				
			1981		1982		
			Annual average	July	Mar. ¹	June ¹	July ¹
CHEMICALS AND ALLIED PRODUCTS—Continued							
Potassium/sodium compounds (exc.bleaches, alkalies/alums)	28197	12/73	369.3	372.6	391.7	393.1	393.8
Thermoplastic resins and plastics materials ²	28213	12/75	156.8	161.2	152.6	151.5	150.7
Thermosetting resins and plastics materials ²	28214	12/75	149.1	151.5	153.5	154.2	154.7
Synthetic rubber ²	28220		294.2	297.8	308.1	305.4	303.1
Rayon yarn, viscose and cup/ammorium processes	28232		274.8	277.9	282.3	280.3	279.0
Synthetic organic medicinal chemicals in bulk ²	28331	12/71	163.4	164.7	166.0	166.6	166.6
Household detergents	28412		235.6	237.0	248.0	248.0	248.0
Soaps, except specialty cleaners, household	28413		259.9	258.0	270.7	271.9	271.9
Shaving preparations ²	28441	12/71	184.5	179.7	215.2	206.3	229.1
Perfume, cologne and toilet water ²	28442		239.2	221.3	278.6	280.5	273.9
Other toiletries ²	28445	12/71	173.2	171.5	182.2	186.3	191.7
Cyclic intermediates	28651	12/73	432.6	441.6	406.8	394.2	396.3
Cyclic (coal tar) crudes	28655	12/75	245.3	254.4	235.9	216.3	211.8
Miscellaneous acyclic chemicals/chemicals products, ex.urea	28692	12/73	336.3	344.7	330.3	322.9	320.5
Synthetic, compound ammonia, nitric acid ²	28731	12/75	126.4	128.7	131.2	129.7	126.8
Urea ²	28732	12/75	140.6	142.6	134.8	125.4	119.5
Phosphoric acid ²	28741	12/76	171.6	163.1	179.9	174.9	174.4
Superphosphate, phosphatic fert. materials ²	28742		259.2	252.9	267.3	261.3	259.9
Mixed fertilizers, made in plant ²	28743		250.5	251.0	254.0	252.7	252.7
Mixed fertilizers, mixing only ²	28752		266.7	271.0	274.6	274.7	274.9
Explosives (except government owned plants) ²	28921		321.0	325.4	329.4	328.3	327.9
Gelatin, except ready-to-eat desserts	28994	12/75	92.5	93.0	120.5	120.5	93.0
PETROLEUM REFINING AND RELATED INDUSTRIES							
Gasoline	29111		720.9	732.2	677.7	635.0	684.6
Jet fuel	29112		1051.3	1080.8	1042.4	983.9	984.7
Kerosene	29113	12/75	323.8	330.7	316.3	303.1	317.7
Distillate fuel oil	29114		1049.9	1071.5	1021.4	964.2	1013.0
Residual fuel oil	29115		1238.9	1206.0	1162.9	1227.1	1246.8
Liquefied refinery gases (feed stock and other uses)	29116	12/75	266.6	263.5	221.3	207.1	213.4
Unfinished oils and lubricating oil base stock	29118		874.8	903.9	888.3	888.3	888.3
Asphalt	29119		789.7	832.4	808.7	775.0	774.3
Paving mixtures and blocks ²	29510		413.1	419.3	421.0	413.7	412.8
Roofing asphalts and pitches, coatings, and cements	29522	12/75	221.3	232.6	223.1	204.9	204.5
Asphalt and tar roofing and siding products	29523	12/75	162.8	167.3	154.4	157.5	159.6
RUBBER AND MISCELLANEOUS PLASTICS PRODUCTS							
Passenger car pneumatic tires ²	30111	12/73	209.7	204.3	213.6	213.9	214.8
Truck/bus tires ²	30112	12/73	221.6	221.3	220.2	224.2	223.6
Other pneumatic and all solid tires ²	30113	12/73	216.2	217.2	222.3	223.3	221.7
Tread rubber, tire sundries, and repair materials ²	30115	12/73	233.6	236.6	241.5	241.5	240.6
Reclaimed rubber	30310	12/73	195.3	193.9	208.6	209.8	209.1
Rubber and plastics belts and belting, flat	30411	12/75	165.3	169.1	176.7	172.2	171.3
Rubber hose, mandrel made and all hydraulic	30413	12/75	143.6	140.5	166.8	168.0	169.8
Rubber hose, long length nonhydraulic	30414	12/75	173.9	173.7	184.2	186.2	188.7
Rubber heels and soles	30696	12/71	275.6	270.9	290.1	277.3	277.3
Druggist and medical sundries	30697	12/75	156.7	156.3	168.8	168.8	168.8
Consumer and commercial plastics products, n.e.c.	30790	12/75	145.7	145.9	150.1	150.8	150.8
Unsupported plastics film, sheets, rods, and tubes	30791	12/70	198.8	200.6	208.2	208.1	206.9
Foamed plastic products	30792	06/78	135.5	134.5	140.8	142.5	142.9
Laminated sheets, rods, and tubes	30793	12/70	188.6	187.0	191.7	188.8	188.8
Packaging and shipping containers	30794	06/78	131.4	131.2	137.6	137.6	137.6
Industrial plastics products, except belting	30795	06/78	131.5	131.6	136.2	137.4	137.4
Construction plastics products	30796	12/75	128.0	128.6	123.1	122.8	121.3
Regenerated cellulosic products, except rayon	30798	12/70	259.1	262.6	276.0	273.5	273.5
LEATHER AND LEATHER PRODUCTS							
Finished cattle hide and kip side leathers ²	31111		324.7	325.6	316.0	314.0	315.4
Finished sheep and lamb leathers ²	31113	12/69	283.2	301.8	299.8	304.5	304.5
STONE, CLAY, GLASS, AND CONCRETE PRODUCTS							
Other flat glass-from glass made in same estab ²	32114	12/75	150.3	153.5	153.9	153.9	168.3
Glass containers ²	32210		328.7	335.5	355.9	357.4	357.4
Cement, hydraulic (including cost of shipping containers) ²	32410		329.5	331.5	341.4	338.5	337.7
Brick, except ceramic glazed and refractory	32511		300.2	302.8	304.2	311.4	312.3
Clay floor and wall tile, including quarry tile	32530		178.5	176.7	187.9	184.7	184.7

See footnotes at end of table.

Table 10. Producer price indexes for the output of selected census product classes—Continued

(1967 = 100 unless otherwise indicated)

Product class	1972 Census code	Other index base	Index					
			1981		1982			
			Annual average	July	Mar. ¹	June ¹	July ¹	
STONE, CLAY, GLASS, AND CONCRETE PRODUCTS—Continued	32							
Clay refractories	32550		312.2	313.7	360.2	361.5	361.5	
Vitrified clay sewer pipe and fittings	32591		214.9	217.5	230.0	219.8	219.8	
Vitreous & semivitreous plumbing fixtures, accessories	32610		255.7	259.6	261.3	266.2	264.8	
Vitreous china & porcelain table & kitchen articles	32620		335.0	336.6	347.6	350.2	350.2	
Earthenware (semivitreous) table and kitchen articles	32630		310.1	311.1	314.8	314.4	314.4	
Pottery products, n.e.c., including china decorating	32690	12/75	160.0	160.5	164.1	164.6	164.6	
Concrete block and brick ²	32710		270.1	270.6	276.0	276.8	276.8	
Ready-mixed concrete ²	32730		299.9	301.9	304.0	305.9	306.5	
Lime (including cost of shipping containers)	32740		337.6	338.7	364.2	369.3	368.7	
Gypsum building materials	32751		254.6	257.8	259.4	255.5	255.6	
Nonmetallic artificial sized grains ²	32911		333.8	329.5	350.0	350.0	350.0	
Nonmetallic bonded abrasive products ²	32912		296.0	297.6	322.2	322.9	322.9	
Nonmetallic coated abr prods & buffing wheels ²	32913	12/71	214.0	215.5	232.8	234.8	234.8	
Metal abrasives, incl scouring pads ²	32914	12/76	129.8	132.7	134.8	136.0	135.8	
Mineral wool for structural insulation	32961	12/75	158.9	157.4	176.2	169.1	174.4	
Nonclay refractories, except dead-burned magnesia	32970	12/74	184.8	189.5	199.4	203.0	203.0	
PRIMARY METAL INDUSTRIES	33							
Other steel mill products, except wire products ²	33120		357.1	363.8	363.9	363.7	363.7	
Coke oven and blast furnace products ²	33121		365.9	374.2	373.1	370.8	372.7	
Steel ingots and semifinished shapes and forms ²	33122		358.9	369.7	370.4	370.1	370.1	
Tin mill products, hot rolled sheets and strip ²	33123		323.3	331.6	336.0	332.7	332.1	
Hot rolled bars, plates and structural shapes ²	33124		354.9	358.4	363.1	365.6	363.5	
Steel wire (made in steel mills) ²	33125		337.3	347.5	352.9	352.9	352.9	
Steel pipe and tubes (made in steel mills) ²	33126		343.3	350.0	368.0	367.9	367.9	
Cold rolled steel sheets and strip (made in steel mills) ²	33127		318.4	327.6	328.1	329.3	328.8	
Cold finished steel bars (made in steel mills) ²	33128		321.2	332.4	332.0	325.5	331.0	
Ferromanganese	33131		286.9	286.9	286.5	286.5	286.5	
Ferrochrome	33132		311.5	310.8	313.1	313.1	313.1	
Ferrosilicon	33133		324.2	319.4	313.1	313.1	313.1	
Ferrous wire rope & strand (made in wire drawing plants) ²	33151		326.0	326.4	346.9	332.9	334.2	
Steel nails and spikes (made in wire drawing plants) ²	33152		353.3	362.9	364.4	363.1	363.1	
Steel wire (made in wire drawing plants) ²	33155		339.6	351.7	356.6	356.4	354.4	
Cold rolled steel sheets & strip (not made in steel mills) ²	33167		317.5	326.7	327.2	328.5	327.2	
Cold finished steel bars (not made in steel mills) ²	33168		315.4	324.3	327.3	321.2	322.0	
Steel pipe and tubes (not made in steel mills) ²	33176		343.2	350.0	367.9	367.9	365.9	
Standard malleable iron castings ²	33221	12/75	156.2	156.6	165.5	162.9	164.6	
Primary refined copper ²	33312		207.3	203.9	183.8	176.6	170.4	
Refined primary lead	33323		275.2	304.9	202.0	191.0	198.3	
Primary refined zinc ²	33334		310.2	318.9	277.6	246.9	253.3	
Aluminum ingot, primary ²	33347		336.0	335.9	323.1	314.4	311.7	
Precious metals (primary smelting)	33395		897.1	758.4	622.3	549.8	626.4	
Secondary copper ²	33412		206.1	204.5	184.1	168.0	167.5	
Secondary lead ²	33413		362.1	373.4	331.1	321.1	321.0	
Secondary zinc ²	33414	12/71	269.2	276.0	258.9	232.2	236.2	
Secondary aluminum ²	33417	12/71	284.5	281.9	239.5	224.7	223.4	
Copper and copper-base alloy, rod, bar and shapes ²	33513	12/75	137.5	136.1	125.9	119.3	118.8	
Copper and copper-base alloy sheet, strip and plate ²	33514	12/75	144.7	145.2	143.9	139.3	138.9	
Copper and copper-base alloy pipe and tube ²	33515	12/75	152.2	148.9	141.0	134.6	135.5	
Aluminum plate ²	33531	12/75	196.5	200.7	204.9	204.0	204.0	
Aluminum sheet ²	33532	12/75	176.3	177.7	182.5	180.5	180.5	
Plain aluminum foil ²	33533		203.0	205.6	214.3	214.3	214.1	
Extruded aluminum rod, bar and other extruded shapes	33541		298.8	299.9	296.6	295.7	294.5	
Aluminum extruded and drawn tube	33542	12/75	176.5	178.8	182.3	182.2	182.0	
Nickel and nickel-base alloy mill shapes (including monel)	33561	12/75	189.8	189.9	189.9	184.1	184.1	
Titanium mill shapes ²	33562	12/75	237.0	244.1	249.7	244.2	242.8	
Alum./alum. base alloy wire produced in nonferrous plants	33571		278.0	278.7	278.7	275.6	269.4	
Appliance wire and cord and flexible cord sets	33576	12/69	226.0	224.1	233.4	237.4	239.5	
Magnet wire	33577	12/69	169.6	165.8	167.5	166.3	161.2	
Power wire and cable	33578	12/69	148.7	149.2	146.0	147.5	146.5	
Other insulated wire and cable, n.e.c.	33579	12/69	161.3	159.7	155.5	151.4	148.5	
Zinc and zinc-base alloy castings	33691	12/75	109.1	110.5	112.4	112.3	113.4	
FABRICATED METAL PRODUCTS	34							
Aluminum cans ²	34112	12/75	(³)	156.2	164.8	167.2	165.4	

See footnotes at end of table.

Table 10. Producer price indexes for the output of selected census product classes—Continued

(1967 = 100 unless otherwise indicated)

Product class	1972 Census code	Other index base	Index				
			1981		1982		
			Annual average	July	Mar. ¹	June ¹	July ¹
FABRICATED METAL PRODUCTS—Continued							
Steel pails (12-gallon capacity and under)	34121		266.5	259.5	277.9	277.9	277.9
Razor blades and razors, except electric	34212		221.5	222.8	(²)	(²)	(²)
Mechanics', hand service tools	34231		337.3	336.5	355.4	360.8	361.5
Handsaws, saw blades, and saw accessories	34250		217.7	221.1	232.9	240.4	240.4
Builders' hardware	34294		255.3	255.7	270.9	271.6	271.7
Metal sanitary ware ²	34310		263.6	267.8	273.7	273.6	273.6
Cast iron heating boilers ²	34333		230.3	232.0	241.9	244.4	244.4
Fabricated structural metal for buildings ²	34411		299.0	300.2	(²)	(²)	310.7
Fabricated structural metal for bridges ²	34412		289.3	291.2	(²)	(²)	298.3
Metal window sash and frames (except storm sash)	34422	12/71	249.5	243.3	261.4	261.2	261.2
Metal combination screen and storm sash and doors	34424		(²)	(²)	260.8	265.3	267.3
Metal tanks complete at factory (std line nonpressure) ²	34437		301.7	304.2	305.8	304.7	303.3
Metal roofing and roof drainage equipment	34444	12/75	160.3	165.0	167.2	167.2	167.2
Metal flooring and siding	34445	12/75	148.7	150.6	152.4	152.3	152.3
Prefabricated metal bldg. systems, excl. farm service	34481	12/75	154.8	154.9	159.1	159.9	159.3
Fabricated concrete reinforcing bar and bar joists	34494	12/75	137.0	137.5	137.7	135.4	135.0
Externally threaded fasteners, except aircraft ²	34524	12/75	126.5	128.1	130.2	133.5	132.8
Drop, upset and press steel forgings (closed die)	34621		377.6	377.6	402.1	401.8	401.8
Job stampings, automotive	34650	12/75	145.9	146.0	143.9	152.5	152.5
Job stampings, except automotive	34692	12/75	153.8	155.7	164.0	179.0	179.0
Small arms ammunition, 30 mm and under (1.18 inches & under)	34820	12/75	158.6	157.8	167.5	175.9	175.9
Hot formed springs ²	34931		238.4	234.9	251.4	249.2	246.2
Automatic regulating and control valves	34941	06/76	163.8	165.0	176.7	175.0	176.5
Valves for power transfer (pneumatic and hydraulic)	34942	12/71	209.2	209.4	227.9	231.9	232.5
Other metal valves for piping systems and equipment	34943	06/76	148.2	148.8	153.2	151.6	152.4
Plumbing and heating valves and specialties	34944	12/75	145.7	145.8	145.8	147.4	147.4
Metal fittings, flanges, and unions for piping systems	34945		308.4	309.3	310.5	315.5	316.7
Fitting and assemblies for tubing and hose	34946	12/75	159.0	159.6	170.1	169.7	169.7
Precision mechanical springs	34952	12/75	167.3	168.7	179.2	180.1	180.1
Noninsulated ferrous wire rope not produced by wire drawers	34961		298.5	298.6	313.5	304.2	291.4
Fencing and fence gates not produced by wire drawers	34966	12/75	154.0	155.4	155.4	156.4	156.7
Fabricated pipe and pipe fittings ²	34980		361.9	366.0	379.8	382.8	380.9
Collapsible tubes	34992		293.6	291.9	296.6	263.9	263.9
Flat metal strapping	34993	12/75	153.6	158.3	159.6	159.6	159.6
MACHINERY, EXCEPT ELECTRICAL							
Gasoline engines, under 11 horsepower, except aircraft	35191	12/75	175.2	168.7	186.0	186.0	186.0
Gasoline engines, 11 horsepower and over, except aircraft	35192	12/75	177.5	180.2	193.0	194.3	198.2
Diesel engines (except for trucks and buses)	35193	12/75	179.3	181.0	192.1	192.9	194.6
Diesel engines (for trucks and buses)	35194	12/75	168.1	166.3	180.8	180.8	180.8
Outboard motors	35195		296.8	298.8	300.7	292.0	297.1
Gas engines (except gas turbines)	35196		417.4	412.5	494.8	516.8	521.0
Parts and accessories for internal combustion engines	35199		(²)	291.6	(²)	(²)	(²)
Wheel tractors and attachments	35231	12/75	174.6	174.8	188.8	190.1	190.1
Planting, seeding, and fertilizing machinery	35233	12/75	174.9	176.0	183.3	189.2	189.4
Harvesting machinery	35235	12/75	162.1	161.1	174.2	171.9	172.0
Haying machinery	35236	12/75	166.2	162.0	184.0	188.7	188.8
Plows and listers	35237	12/75	181.4	181.2	194.5	196.5	197.0
Garden tractors and motor tillers	35242	12/75	151.4	147.7	158.9	159.0	159.0
Lawnmowers and snow blowers	35247		222.6	220.4	229.8	230.6	230.6
Off highway wheel tractors excluding parts / attachments ²	35311		348.8	353.2	371.9	380.2	380.2
Tracklaying tractors, except parts and attachments²	35312		351.6	353.9	377.8	381.7	386.9
Parts and attachments for wheel and tracklaying tractors ²	35313	12/75	165.9	167.9	164.1	165.1	166.7
Cranes, draglines, shovels and parts/attachments ²	35314	12/72	238.0	241.1	250.6	252.7	255.0
Mixers, pavers and related equip., ex. parts/attachments ²	35316		253.3	256.5	264.3	267.2	267.5
Tractor shovel loaders, excluding parts/attachments ²	35317	12/75	169.4	171.6	181.6	186.0	186.7
Scrapers, graders, rollers, off-highway trailers/wagons²	35318		329.9	338.3	320.9	324.9	325.8
Other construction machinery including parts/attachments ²	35319		346.6	350.1	366.7	369.7	373.5
Underground mining machinery ²	35321	12/72	320.0	321.0	344.4	348.3	348.4
Crushing, pulverizing, and screening machinery ²	35322		307.9	310.7	333.2	329.3	334.9
Drills and other mining machinery ²	35323	12/72	201.9	205.7	211.4	214.7	216.3
Parts and attachments for mining machinery and equipment²	35324	12/72	306.3	303.7	319.3	323.7	323.0
Oilfield and gasfield production machinery ²	35333		430.7	439.3	474.0	475.8	475.6
Elevators and moving stairways ²	35340		254.0	252.1	272.3	273.9	276.3
Overhead traveling cranes and monorail systems	35362	12/74	190.2	188.2	197.9	197.9	198.0
Industrial trucks and tractors ²	35371		271.8	276.2	279.9	274.4	275.4

See footnotes at end of table.

Table 10. Producer price indexes for the output of selected census product classes—Continued

(1967 = 100 unless otherwise indicated)

Product class	1972 Census code	Other index base	Index					
			1981		1982			
			Annual average	July	Mar. ¹	June ¹	July ¹	
MACHINERY, EXCEPT ELECTRICAL—Continued	35							
Gear cutting and finishing machines	35413		477.8	480.8	519.3	570.0	556.6	
Grinding and polishing machines	35414	12/71	306.5	308.3	317.9	319.2	319.6	
Lathes	35415	12/71	281.6	283.5	290.6	292.6	295.6	
Milling machines	35416	12/71	299.8	298.9	323.2	320.9	320.4	
Parts for metal-cutting type machine tools, sold separately	35419	12/72	332.9	328.5	372.1	376.5	377.0	
Punching, shearing, bending, and forming machines ²	35421	12/71	290.3	292.0	299.5	304.9	306.1	
Press, including mechanical and hydraulic ²	35422	12/71	330.3	333.3	358.4	359.5	360.8	
Other metal forming machine tools and forging machines ²	35423	12/75	170.4	170.4	184.3	184.3	189.2	
Parts for metal forming machine tools ²	35424	12/72	307.8	304.5	325.9	325.9	348.3	
Small cutting tools for machine tools/metalworking mach.	35451		267.4	272.9	281.2	283.7	283.7	
Precision measuring tools	35452		223.0	224.3	235.6	238.5	238.5	
Power driven hand tools, electric ²	35461	12/75	149.8	150.5	154.0	155.0	154.7	
Power driven hand tools, pneumatic ²	35462	12/75	152.2	153.8	160.7	165.2	165.4	
Welding and cutting apparatus, except electric	35493	12/71	181.2	182.4	186.2	189.8	190.0	
Dairy & milk products plant machinery and equipment	35511	12/75	155.6	158.0	162.1	162.1	162.1	
Commercial food products machinery, ex. wrapping machines	35512		361.5	365.0	383.2	385.7	385.7	
Packing, packaging & bottling machinery for indust. prods.	35514	12/75	160.5	162.3	169.7	171.3	171.4	
Textile machinery ²	35521	12/69	250.4	253.0	258.4	263.2	266.5	
Parts and attachments for textile machinery ²	35522	12/69	233.5	236.4	249.2	251.2	251.5	
Woodworking machinery excluding home workshops ²	35531	12/72	216.3	216.7	222.8	222.4	217.7	
Printing presses, lithographic	35551	12/69	252.9	263.9	263.5	263.5	272.7	
Typesetting machinery and equipment	35553	12/75	107.8	108.1	112.4	112.4	112.4	
Chemical industry machinery	35591	12/75	167.7	170.0	178.1	183.5	184.5	
Hydraulic fluid power pumps	35612	12/70	223.9	225.6	242.2	242.2	245.9	
Domestic water systems & pumps, incl. pump jacks/cylinders.	35613	12/75	142.2	143.3	149.0	150.8	150.8	
Other roller bearings, complete	35623	12/75	191.8	195.5	200.3	209.7	209.7	
Mounted bearing	35624		309.9	307.7	332.5	351.7	351.7	
Air and gas compressors and vacuum pumps	35631	12/70	239.2	238.5	258.0	259.4	259.4	
Elec. indust. furnaces & ovens, exc. induction & dielec. ²	35671	12/75	175.8	177.7	180.7	193.7	193.8	
Fuel-fired industrial furnaces and ovens, oil or gas ²	35672	12/75	174.5	176.3	178.9	180.5	180.5	
Plain bearings and bushings, unmounted	35681	12/74	149.7	151.6	150.3	151.5	150.9	
Packing and packaging machinery,n.e.c	35691	12/76	148.1	149.1	155.5	158.4	158.6	
Electronic calculating machines	35742	12/75	70.8	73.2	63.4	63.4	63.4	
Accounting machines and cash registers	35743	12/75	96.4	96.3	96.4	96.4	96.4	
Scales and balances, except laboratory ²	35760		223.8	224.2	227.3	228.0	229.2	
Duplicating machines	35793	12/75	165.0	170.1	173.2	179.5	180.4	
Typewriters	35797		148.2	147.3	145.0	145.0	145.0	
Coin-operated automatic merchandising machines ²	35811		200.1	201.0	209.0	211.9	213.6	
Heat transfer equipment, except room air-conditioners	35851	12/77	135.2	135.7	141.2	141.8	142.0	
Unitary air-conditioners	35852	12/75	139.9	141.3	145.2	145.1	146.8	
Commercial refrigeration equipment	35853		219.7	225.4	224.5	224.8	232.8	
Compressors and compressor units,all refrigerants	35854	12/77	128.8	128.1	131.3	131.2	131.2	
Condensing units, all refrigerants	35855	12/77	131.0	134.6	134.3	(³)	136.4	
Warm air furnaces (except floor & wall) & parts/attachments	35858		230.6	236.8	244.4	246.4	246.4	
Carburetors, new and rebuilt	35921	12/75	186.0	193.9	207.0	218.6	218.6	
Pistons and piston rings	35922	12/75	169.1	168.0	174.9	177.0	177.0	
Valves (intake and exhaust)	35923	12/75	195.5	198.0	196.5	(³)	202.5	
Pneumatic and hydraulic cylinders	35992	12/75	164.0	166.9	179.5	181.4	184.8	
ELECTRICAL AND ELECTRONIC MACHINERY, EQUIPMENT, AND SUPPLIES	36							
Switchgear, except ducts and relays	36131		224.3	223.1	245.0	244.6	241.3	
Power circuit breakers all voltages	36132		203.8	207.0	213.1	219.1	218.3	
Low voltage panelboards and distribution boards	36133		299.8	299.7	310.8	312.2	312.2	
Fuses and fuse equipment, under 2300 volts	36134		332.6	339.4	349.2	354.0	359.4	
Duct, including plug-in units & accessories,750 volts&under	36136	12/75	191.0	190.7	202.7	192.2	(³)	
Fractional horsepower motors	36211		259.6	261.1	268.0	259.2	259.2	
Integral h.p. motors/generators, exc. land trans. equip.	36212	12/68	294.2	289.7	320.1	317.7	317.7	
Arc welding machines, components, except electrodes	36231	12/72	194.4	196.6	204.3	205.7	205.7	
Arc welding electrodes, metal	36232	12/72	248.7	247.9	242.4	242.8	254.5	
Resistance welders, accessories, and electrodes	36233	12/72	206.4	209.2	215.8	215.8	215.8	
Electrodes	36241	12/75	192.1	195.1	212.7	211.2	211.2	
Electric household cooking equipment ²	36311		187.1	185.9	194.1	193.8	196.3	
Household refrigerators, including comb. refrig.-freezers	36321	12/75	(³)	139.9	147.4	150.5	152.0	
Household mechanical washing machines, dryers ²	36331		193.5	193.0	205.3	209.2	208.8	
Electric razors and dry shavers	36342		149.0	153.0	130.6	132.5	132.5	

See footnotes at end of table.

Table 10. Producer price indexes for the output of selected census product classes—Continued

(1967 = 100 unless otherwise indicated)

Product class	1972 Census code	Other index base	Index					
			1981		1982			
			Annual average	July	Mar. ¹	June ¹	July ¹	
ELECTRICAL AND ELECTRONIC MACHINERY, EQUIPMENT, AND SUPPLIES—Continued	36							
Household vacuum cleaners, including parts and attachments	36350		154.5	153.9	161.4	152.8	152.8	
Sewing machines & parts, excluding cases and cabinets	36360	12/75	146.8	153.8	155.8	153.7	153.7	
Household water heaters, except electric	36392		232.8	233.3	239.8	251.8	250.1	
Dishwashing machines and food waste disposers	36394		177.4	179.4	189.2	193.6	190.2	
Electric lamps (bulbs only), including sealed beam lamps	36410		273.1	270.9	279.3	290.0	287.7	
Pole and transmission line hardware	36441		319.1	324.0	319.4	319.4	319.4	
Electrical conduit and conduit fittings	36442	12/72	253.1	256.0	263.5	260.2	258.2	
Other noncurrent-carrying wiring devices and supplies	36443		356.3	366.5	377.0	385.7	388.7	
Residential type electric fixtures, except portable	36451		258.8	261.5	274.8	277.5	277.5	
Commercial and institutional type elec. lighting fixtures ²	36462	12/67	234.4	236.7	245.9	252.4	251.3	
Industrial type electric lighting fixtures ²	36463		245.3	244.0	260.7	265.2	263.0	
Vehicular lighting equipment (including parts/accessories)	36470	12/71	219.6	227.2	252.9	252.9	252.9	
Outdoor lighting equipment	36485	12/67	253.3	247.6	279.2	280.8	281.3	
Television receiver, including combination models ²	36512		89.0	89.1	87.8	86.5	86.5	
Intercommunication equipment and electric alarm systems	36623	06/78	111.9	111.9	118.0	118.0	118.0	
Receiving type electron tubes, except cathode ray	36710		330.5	351.9	407.2	407.8	409.0	
Transmittal, industrial, & special purpose electron tubes	36730		242.4	243.9	273.7	277.6	278.1	
Integrated microcircuits (semiconductor networks) ²	36741	12/75	66.1	65.6	61.8	61.4	60.7	
Transistors ²	36742	12/75	102.1	101.0	106.0	100.6	100.5	
Diodes and rectifiers ²	36743	12/75	102.7	102.4	104.8	104.2	100.9	
Other semiconductor devices ²	36749	06/76	85.8	85.1	84.8	84.8	93.9	
Capacitors for electronic applications ²	36750	12/67	198.4	199.7	196.7	195.3	195.2	
Electronic resistors ²	36760	12/67	170.9	171.9	173.9	176.1	176.0	
Electronic connectors ²	36780	12/75	151.6	150.9	153.8	154.4	153.6	
Primary batteries, wet and dry ²	36920		180.7	180.3	189.1	194.3	194.7	
Spark plugs	36944		199.3	202.5	209.6	210.0	210.0	
TRANSPORTATION EQUIPMENT	37							
Passenger cars, knocked down or assembled ²	37111		194.9	194.7	200.6	206.3	206.7	
Truck tractors, truck chassis, and trucks ²	37112		262.2	263.2	269.0	279.8	279.5	
Buses and fire department vehicles ²	37113		275.7	283.2	287.3	(³)	287.3	
INSTRUMENTS AND RELATED PRODUCTS	38							
Integrating instruments, electrical	38251	12/71	170.8	169.8	195.1	195.1	195.1	
Test equip. for testing electrical, radio, & comm. circuits	38252	12/71	170.9	173.0	177.3	181.7	182.1	
Personal industrial safety devices	38423	06/78	126.8	127.7	132.8	134.3	134.3	
Electronic hearing aids	38424	06/78	112.4	113.6	114.1	114.5	117.3	
All other ophthalmic goods	38513	06/78	118.3	118.8	124.4	126.2	126.2	
Watches with imported movements	38734		195.9	190.6	186.8	185.1	185.1	
MISCELLANEOUS MANUFACTURING INDUSTRIES	39							
Jewelry made of platinum metals and karat gold	39111	12/75	365.2	336.3	320.2	306.4	324.9	
Jewelry, made of precious metals	39112		323.1	318.3	320.8	320.0	320.0	
Flatware	39142		446.7	455.3	382.0	382.4	376.9	
Jewelers' findings and materials	39151	12/78	182.5	165.7	157.2	148.2	150.5	
Lapidary work and diamond cutting	39152	12/78	110.7	110.8	104.3	98.3	98.3	
Pianos	39311		239.4	241.6	250.2	254.7	255.2	
Organs	39312		173.0	172.5	178.8	172.5	176.2	
Other musical instruments and parts	39314		237.4	239.7	250.5	250.5	257.3	
Dolls and stuffed toy animals	39420		175.5	175.0	182.5	182.4	182.4	
Toys, excluding games	39442	12/75	146.6	147.2	154.8	152.4	152.4	
Baby carriages and children's vehicles, except bicycles	39443		241.1	242.8	245.0	247.0	247.0	
Fishing tackle and equipment	39491		193.4	198.0	185.2	184.1	185.3	
Golf equipment	39492	12/75	112.3	110.1	113.3	116.0	115.5	
Lead pencils and crayons	39521	12/75	144.6	144.9	156.8	156.8	156.8	
Costume jewelry and costume novelties	39610		154.2	148.3	166.1	162.9	163.6	
Other brushes	39913		210.3	213.7	211.0	226.7	233.4	
Metal caskets and coffins, completely lined and trimmed	39951		190.3	186.6	196.7	204.1	206.0	
Wood caskets and coffins, completely lined and trimmed	39952		228.3	225.8	241.8	242.3	245.4	
Linoleum and asphalted-felt-base floor covering	39960		222.8	225.1	229.5	226.1	227.2	
Chemical fire extinguishing equipment and parts	39991	12/75	146.1	140.9	158.2	158.2	158.2	
Matches	39993		214.9	219.4	221.6	232.3	232.3	
WHOLESALE TRADE, DURABLE GOODS	50							
Iron and steel scrap	50931	12/75	148.8	147.0	125.1	99.4	97.2	

¹ Data for March 1982 have been revised to reflect the availability of late reports and corrections by respondents. All data are subject to revision 4 months after original publication. Data are not seasonally adjusted.

² These indexes are calculated by a revised methodology. See "Technical Note on Data from the Producer Price Index Revision" at the back of this

publication. Effective with the January 1983 issue, these indexes will be deleted from this table because corresponding indexes appear in table 4.

³ Not available.

n.e.c. = Not elsewhere classified.

Table 11. Price indexes and percent changes for total railroad freight and selected STCC¹ groups
(1989=100 unless otherwise indicated)

Code 1/	Description	1976 relative importance 2/	Indexes			Percent change to July 1982 from:			
			Mar. 1982 3/	June 1982 3/	July 1982 3/	12 months ago	6 months ago	3 months ago	1 month ago
	Total railroad freight 4/	100.0	350.5	351.5	352.0	5.8	0.5	0.2	0.1
01	Farm products	9.1	337.0	338.3	337.6	5.8	.4	-.2	-.2
0113	Grain 5/	6.4	159.7	160.2	159.7	6.3	-.3	-.3	-.3
10	Metallic ores	3.2	381.3	389.3	389.3	7.8	2.1	.1	0
1011	Iron ores 5/	2.3	148.6	153.1	153.1	8.6	3.0	.2	0
11	Coal	11.3	381.2	382.4	388.4	8.5	1.9	2.0	1.6
1121	Bituminous coal 5/	11.1	154.7	155.2	157.7	8.6	1.9	2.0	1.6
14	Nonmetallic minerals	3.7	397.7	397.7	397.7	6.1	.3	0	0
20	Food products	11.3	353.1	353.7	353.1	5.8	-.3	-.2	-.2
24	Wood or lumber products	7.0	350.8	350.8	350.5	5.7	-.2	-.2	-.1
2421	Lumber or dimension stock 5/	2.8	157.5	157.5	157.2	6.0	-.2	-.2	-.2
26	Pulp, paper, or allied products	6.4	326.7	326.2	326.2	5.1	-.1	-.2	0
28	Chemical or allied products	11.0	340.4	340.4	340.3	5.8	-.1	0	0
2812	Potassium or sodium inorganic compounds 5/	2.5	151.3	151.3	151.0	5.4	-.2	-.2	-.2
29	Petroleum or coal products 5/	3.7	154.4	154.4	154.4	6.6	0	0	0
32	Clay, concrete, glass, or stone products	4.3	379.7	379.7	379.7	6.2	0	0	0
33	Primary metal products	5.1	346.1	346.1	346.1	5.5	0	0	0
3312	Primary iron or steel products 5/	2.9	140.8	140.8	140.8	4.0	0	0	0
37	Transportation equipment	9.8	326.5	326.5	326.5	1.7	0	0	0
3711	Motor vehicles 5/	5.0	136.1	136.1	136.1	1.6	0	0	0
3714	Motor vehicle parts or accessories 5/	4.2	140.2	140.2	140.2	1.5	0	0	0
40	Waste or scrap materials 5/	2.4	157.7	157.7	157.7	6.1	1.5	0	0
46	Miscellaneous mixed shipments 5/	3.3	141.7	144.9	144.5	5.1	2.3	-.4	-.3
6/	Trailer or container on flat car shipments 5/	5.6	139.9	144.0	143.8	4.2	3.1	-.1	-.1

¹ Standard Transportation Commodity Code.

² The figure shown for each item is its percent of total railroad freight.

³ Data for March 1982 have been revised to reflect the availability of late reports and corrections by respondents. All data are subject to revision 4 months after original publication.

⁴ The price index for total railroad freight also includes STCC groups not shown separately.

⁵ Dec. 1978=100.

⁶ This index contains shipments from a number of STCC groups.

Table 12. Producer price indexes and percent changes for selected telephone services

(1972=100)

Industry/ product code	Description	Indexes			Percent change from:			
		Mar. 1982 1/	Jun. 1982 1/	Jul. 1982 1/	Jul. 1981 to Jul. 1982	Apr. 1982 to May 1982	May 1982 to Jun. 1982	Jun. 1982 to Jul. 1982
4811-1	Local service	149.5	152.6	152.6	7.8	0.3	0.7	0
4811-111	Residential 2/	154.9	158.4	158.4	9.6	.4	.7	0
4811-112	Business	157.7	161.4	161.4	8.6	.3	.8	0
4811-113	Optional additional usage	124.1	124.2	124.2	.3	.1	0	0
4811-114	Coin	130.0	133.2	133.2	3.2	0	.3	0
4811-2	Toll service	143.1	146.5	146.5	5.2	.3	.4	0
4811-211	Intrastate MTS	144.9	144.8	144.8	7.2	.8	.5	0
4811-212	Interstate MTS	147.7	153.4	153.4	3.9	0	0	0
4811-213	International MTS	83.5	91.4	91.4	9.5	0	9.5	0
4811-214	WATS	129.9	133.5	133.4	3.5	-.1	.1	-.1
4811-214-11	Interstate WATS	122.1	127.1	127.1	4.1	0	0	0
4811-214-12	Intrastate WATS	150.5	150.4	149.9	2.0	-.4	.3	-.3
4811-311	Private lines, interstate	154.5	156.9	156.9	2.3	0	0	0
4811-911	Directory advertising	164.9	174.2	175.2	9.4	4.2	-.1	.6

¹ Data for March 1982 have been revised to reflect the availability of late reports and corrections by respondents. All data are subject to revision 4 months after original publication. Data are not seasonally adjusted.

² Telephone services contained in the Consumer Price Index cover not only local residential service, but also parts of toll service, equipment leasing (such as extension phones), and non-recurring charges (such as installation).

Table 13. Producer price indexes and percent changes for postal services

(1977 = 100)

Industry product code	Description	Dec. 1981 relative importance 1/	Indexes			Percent change from			
			Mar. 1982 2/	Jun. 1982 2/	Jul. 1982 2/	Jul. 1981 to Jul. 1982	Apr. 1982 to May 1982	May 1982 to Jun. 1982	Jun. 1982 to Jul. 1982
4311	United States Postal Service	1.0000	147.8	147.8	147.8	6.0	0	0	0
4311-1	First class mail 3/.....	.6401	154.0	154.0	154.0	9.2	0	0	0
4311-111	Letter mail5882	154.9	154.9	154.9	9.6	0	0	0
4311-112	Post cards0144	145.4	145.4	145.4	8.4	0	0	0
4311-113	Priority mail0374	144.3	144.3	144.3	3.1	0	0	0
4311-2	Second class mail0498	144.6	144.6	144.6	-3.1	0	0	0
4311-211	In county mail0037	123.7	123.7	123.7	-19.2	0	0	0
4311-212	Regular rate mail0349	144.9	144.9	144.9	-1.1	0	0	0
4311-213	Nonprofit rate mail0097	150.4	150.4	150.4	-6.8	0	0	0
4311-214	Classroom rate mail0005	140.3	140.3	140.3	6.1	0	0	0
4311-215	Transient rate mail0008	227.9	227.9	227.9	-3.3	0	0	0
4311-3	Third class mail1375	151.9	151.9	151.9	7.2	0	0	0
4311-311	Single piece mail0236	198.5	198.5	198.5	-7	0	0	0
4311-312	Regular bulk mail0780	146.1	146.1	146.1	10.5	0	0	0
4311-313	Nonprofit bulk mail0350	147.4	147.4	147.4	5.9	0	0	0
4311-4	Fourth class mail 3/.....	.0578	155.9	155.9	155.9	.4	0	0	0
4311-411	Parcel post0336	155.2	155.2	155.2	0	0	0	0
4311-412	Bound printed matter0021	115.6	115.6	115.6	11.6	0	0	0
4311-413	Special rate mail0170	162.5	162.5	162.5	0	0	0	0
4311-414	Library rate mail0052	162.2	162.2	162.2	0	0	0	0
4311-5	International mail0360	158.0	158.0	158.0	.6	0	0	0
4311-511	International air mail0181	131.0	131.0	131.0	-1	0	0	0
4311-512	International surface mail0112	188.8	188.8	188.8	2.1	0	0	0
4311-513	Terminal dues and transit fees ..	.0067	224.0	224.0	224.0	0	0	0	0
4311-6	Special services and fees0492	150.9	150.9	150.9	0	0	0	0
4311-611	Special services0370	155.3	155.3	155.3	0	0	0	0
4311-612	Domestic mail fees0068	128.9	128.9	128.9	0	0	0	0
4311-613	Other services and fees0004	227.4	227.4	227.4	0	0	0	0
4311-911	Public service appropriation0307	70.0	70.0	70.0	-12.5	0	0	0
4311-912	Express mail0033	129.1	129.1	129.1	0	0	0	0
4311-913	Mailgram service.....	.0005	100.0	100.0	100.0	0	0	0	0

1 The figure shown for each item is its value weight expressed as a proportion of the total value weight for the U.S. Postal Service Index.
 2 Data for March 1982 have been revised to reflect the availability of late reports and corrections by respondents. All data are subject to revision.
 3 Postal service prices contained in the Consumer Price Index are from 4 months after original publication. Data are not seasonally adjusted.
 first class and fourth class mail.

Table 14. Traditional commodity price indexes deleted from PPI sample, effective July 1982

PPI Code	PPI Code	PPI Code	PPI Code
02-21-01-16	06-31-01-45	10-13-02-47	10-81-01-51
02-21-05-68	06-31-01-47	10-13-02-48	10-89-05-41
02-53-01-01	06-31-01-48	10-13-02-49	10-89-05-46
02-53-02-01	06-31-01-49	10-13-02-51	
02-53-02-02	06-31-01-51	10-13-02-52	11-12-06-51
02-53-02-03	06-31-01-54	10-13-02-53	11-12-51-55
02-72-01-41	06-31-01-61	10-13-02-54	11-12-51-56
02-73-01-01	06-31-01-62	10-13-02-55	11-12-51-57
02-73-01-11	06-31-01-63	10-13-02-59	11-66-03-02
02-73-01-21	06-31-01-65	10-13-02-61	11-66-03-05
02-73-01-31	06-31-01-67	10-13-02-63	11-72-02-41
	06-31-01-68	10-13-02-65	11-72-02-43
03-81-03-02	06-31-01-69	10-13-02-68	11-73-02-29
03-81-03-62	06-31-01-71	10-13-02-69	11-78-25-21
03-81-03-67	06-31-01-72	10-13-02-71	11-78-25-23
	06-31-01-73	10-13-02-75	11-78-25-26
04-11-01-12	06-31-01-74	10-13-02-81	11-78-25-27
04-13-01-03	06-53-01-28	10-13-02-82	11-78-27-02
04-41-01-29	06-53-01-31	10-13-02-83	11-78-27-03
04-41-01-31	06-53-01-32	10-13-02-84	11-78-27-05
		10-13-02-85	11-78-27-06
05-12-03-05	08-12-01-22	10-13-02-87	11-78-27-08
05-21-01-02	08-12-01-71	10-13-02-88	11-91-02-12
05-21-01-03		10-13-02-92	11-93-06-31
05-21-01-08	09-21-01-07	10-13-02-95	11-93-06-32
05-21-01-09		10-13-02-97	11-93-06-33
05-21-01-11	10-13-01-01	10-13-02-98	11-93-06-34
	10-13-01-02	10-13-02-99	11-93-06-35
06-31-01-01	10-13-01-03	10-15-11-61	11-93-06-36
06-31-01-03	10-13-01-11	10-16-01-01	11-93-06-37
06-31-01-05	10-13-01-13	10-16-01-05	
06-31-01-09	10-13-01-31	10-16-01-07	12-44-01-02
06-31-01-13	10-13-02-38	10-16-01-08	
06-31-01-17	10-13-02-39	10-25-05-22	13-81-01-01
06-31-01-28	10-13-02-41	10-25-05-23	13-81-01-11
06-31-01-31	10-13-02-42	10-25-05-25	13-81-01-21
06-31-01-32	10-13-02-43	10-25-05-26	13-81-01-61
06-31-01-33	10-13-02-44	10-68-01-01	
06-31-01-42	10-13-02-45	10-81-01-06	14-11-01-xx 20 items
06-31-01-44	10-13-02-46	10-81-01-11	14-11-03-xx 3 items
		10-81-01-16	14-14-05-01

Table 15. Traditional commodity price indexes recoded, effective July 1982

Old PPI Code	New PPI Code	Old PPI Code	New PPI Code
03-81-03-32	03-81-02-88	10-13-02-77	10-17-06-23
03-81-03-43	03-81-02-89	10-13-02-78	10-17-06-64
03-81-03-44	03-81-02-91	10-13-02-79	10-17-06-63
03-81-03-45	03-81-02-92	10-13-02-86	10-17-05-11
03-81-03-46	03-81-02-93	10-13-02-89	10-88-02-11
03-81-03-47	03-81-02-44	10-13-02-91	10-88-02-13
03-81-03-48	03-81-02-95	10-13-02-93	10-88-09-51
		10-13-02-94	10-88-06-21
05-2	05-22-01-01	10-13-02-96	10-17-08-53
		10-15-11-51	10-15-13-51
10-13	10-17	10-15-11-53	10-15-13-53
10-13-01	10-17-02-99	10-16-01-11	10-16-03-11
10-13-02-56	10-17-08-11	10-16-01-12	10-16-03-12
10-13-02-57	10-17-08-31	10-16-01-13	10-16-03-13
10-13-02-58	10-17-08-52	10-81-01-21	10-81-02-21
10-13-02-62	10-17-07-11	10-81-01-31	10-81-02-31
10-13-02-64	10-17-07-51	10-81-01-36	10-81-02-36
10-13-02-66	10-17-07-15	10-81-01-41	10-81-02-41
10-13-02-67	10-17-07-55	10-81-01-46	10-81-02-46
10-13-02-72	10-17-06-12	10-89-05-26	10-88-07-21
10-13-02-73	10-17-06-14	10-89-05-51	10-88-09-61
10-13-02-74	10-17-06-34	10-89-05-61	10-88-06-13
10-13-02-76	10-17-06-24		

Table 16. Traditional commodity price indexes based on the movement of corresponding indexes from the Producer Price Index Revision, effective July 1982

PPI Code	PPIR Code	PPI Code	PPIR Code
02-52-01-01	2061111	10-17-08-52	331285111, 331685111
02-61-01-01	20822	10-17-08-53	331285112, 331685112
02-61-01-03	20821	10-74-05-01	34411
		10-74-05-11	34412
03-81-01-74	23421	10-81-02-21	3452437
03-81-01-75	23422	10-81-02-31	3452434
02-81-01-76	2254213, 2341213	10-81-02-36	3452441
03-81-01-77	2254211, 2341211	10-81-02-46	3452416
03-81-01-78	225431, 234131	10-88-02-11	3315211
03-81-02-74	22541, 23221	10-88-02-13	3315213
03-81-02-75	22544, 23224	10-88-06-13	3315613
		10-88-06-21	3315621
05-22-01-01	3312111	10-88-09-51	3315951
		10-88-09-61	3315961
10-17-02-99	3312213, 3312236, 3312256, 3312219, 3312239, 3312259	12-13-01-01	2512112
10-17-05-11	3312511, 3315511	12-13-01-11	2512132, 2512154, 2512145
10-17-06-12	3312612, 3317612		
10-17-06-14	331261911, 331761911	13-21-01-01	14423
10-17-06-23	3312623, 3317623	13-21-01-11	1442511, 1442531, 1442521, 1442541, 1442551, 1442571, 1442561, 1442581, 1442591
10-17-06-24	3312624, 3317624		
10-17-06-34	331263311, 331763311	13-22-01-31	32411
10-17-06-63	3312663, 3317663	13-81-01-31	3221117
10-17-06-64	3312664, 3317664	13-81-01-41	3221112
10-17-07-11	3312711, 3316711	13-81-01-51	3221114
10-17-07-15	3312715, 3316715		
10-17-07-51	3312751, 3316751	14-11-02-71	3711211
10-17-07-55	3312755, 3316755	14-11-02-81	3711212, 3711213
10-17-08-11	3312811, 3316811		
10-17-08-31	3312831, 3316831		

Table 17. New Items in the Producer Price Index based on the movement of corresponding indexes from the Producer Price Index Revision, effective July 1982

PPI Code	Commodity	PPIR Code
02-53-03-01	Consumer units and individual services	2062112, 2063107
02-53-03-02	Commercial units and bulk	2062114, 2062115 2063113, 2063115
02-53-04-01	Confectioners powdered sugar	206213, 206313
02-53-05-01	Brown sugar	206214
02-53-06-01	Liquid sugar or sugar syrup	206215, 206315
02-61-01-05	Barrels and kegs	20823
02-61-01-07	Other malt beverages	20824
02-94-03-11	Sugar beet molasses	2063275
02-94-03-13	Sugar beet pulp, all forms	2063284, 2063289
03-81-02-76	Men's and boy's woven underwear	23222
03-81-02-77	Men's and boys' thermal underwear	22545, 23225
03-81-03-58	Underwear	225422, 234122
03-81-03-69	Nightwear	225432, 234132
04-41-01-28	Women's and children's handbags, purses	31715
04-41-01-32	Personal leather goods, except handbags	31725
05-12-02-21	Bituminous coal and lignite, spot	1211611 CO1G
05-12-03-21	Bituminous coal and lignite, contract	1211611 CO7G, 1211612 CO7G, 1211614 CO7G
05-22-01-99	Other coke oven products	3312112, 3312131, 3312151, 3312171, 3312189
06-31-02-01	Synthetic organic medicinal chemicals	28331
06-31-02-02	Other medicinals and botanicals	28332
06-53-01-01	Nonhousehold insecticides	28795
06-53-01-02	Nonhousehold herbicides	28796
06-53-01-03	Nonhousehold fungicides	28797
06-53-01-04	Other nonhousehold pesticides	28798
06-53-01-05	Household pesticides	28799
	Magazine and periodical printing:	
09-37-01-01	Letterpress	27511
09-37-01-02	Lithographic	27521
09-37-01-03	Gravure	27541
	Labels for packaging, rolls and sheets:	
09-37-02-01	Letterpress	27512
09-37-02-02	Lithographic	27522
09-37-02-03	Gravure	27542
	Catalogs and directory printing:	
09-37-03-01	Letterpress	27513
09-37-03-02	Lithographic	27523
09-37-03-03	Gravure	27543
	Financial and legal printing:	
09-37-04-01	Letterpress	27514
09-37-04-02	Lithographic	27524
09-37-04-03	Gravure	27544
	Advertising printing:	
09-37-05-01	Letterpress	27515
09-37-05-02	Lithographic	27525
09-37-05-03	Gravure	27545
	Other general job printing:	
09-37-06-01	Letterpress	27516
09-37-06-02	Lithographic	27526
09-37-06-03	Gravure	27546
	Commercial printing, n.e.c.:	
09-37-07-01	Screen printing excluding textiles	27519
09-37-07-02	Gravure plates and cylinders	27549
10-15-12-61	Carbon steel	3312B61
10-15-12-63	Alloy steel, excl. stainless and high temperature	3312B63
10-15-12-65	Stainless steel	3312B65
10-15-13-29	Seamless rolled ring forgings, ferrous	3312A
10-16-02-91	Pig iron	3312191
10-16-02-99	Other blast furnace products	3312192, 3312199
10-17-01-99	Ingots	3312211, 3312231, 3312251
10-17-03-99	Hot rolled sheet and strip, incl. tin mill	33123
10-17-04-99	Hot rolled bars, plates, structural shapes	33124

Table 17. Continued—New items in the Producer Price Index based on the movement of corresponding indexes from the Producer Price Index Revision, effective July 1982

PPI Code	Commodity	PPIR Code
10-17-05-15	Galvanized wire, carbon steel	3312515, 3315515
10-17-05-19	Other coated wire, carbon steel	3312519, 3315519
10-17-05-31	Wire, alloy steel	331253, 331553
10-17-05-51	Wire, stainless steel	3312551, 3315551
10-17-06-11	Standard pipe, carbon	3312611, 3317611
10-17-06-15	Tubing, carbon	331261912, 331761912
10-17-06-21	Pressure tubing, seamless, carbon	3312621, 3317621
10-17-06-22	Pressure tubing, welded, carbon	3312622, 3317622
10-17-06-27	Structural pipe and tubing, carbon	3312627, 3317627
10-17-06-31	Line pipe, alloy	3312631, 3317631
10-17-06-35	Tubing, alloy	331263312, 331763312
10-17-06-43	Pressure tubing, alloy	3312643, 3317643
10-17-06-45	Mechanical tubing, alloy	3312645, 3317645
10-17-06-61	Pressure tubing, seamless, stainless	3312661, 3317661
10-17-06-62	Pressure tubing, welded, stainless	3312662, 3317662
10-17-06-69	Other pipe and tubing, incl. standard pipe	3312669, 3317669
10-17-07-33	Sheets and strip, c.r., alloy	3312731, 3312735 3316731, 3316735
10-17-08-54	Other c.f. bars, stainless	331285113, 331685113
10-17-09-99	Other steel mill products	3312C
10-25-05-01	Titanium mill shapes	33562
10-25-19-01	Gold mill shapes	3356382
10-25-19-95	Lead plate, sheet and strip	3356951
10-74-05-12	Other fabricated structural metal	34413
10-81-02-06	Hex bolts	3452412
10-81-02-07	Square and round bolts	3452413
10-81-02-08	Studs	3452421
10-81-02-09	Flanged, self-locking set, and wood screws	3452432
10-81-02-56	Thread cutting and rolling, and self-drilling screws	3452442
10-81-02-61	Other externally threaded fasteners	3452469
10-81-03-12	Internally threaded fasteners, except aircraft	34525
10-81-04-24	Nonthreaded fasteners, except aircraft	34526
10-81-05-36	Aircraft — aerospace fasteners	34527
10-81-06-48	Other formed fasteners	34528
10-88-01-11	Wire rope and cable	3315111
10-88-01-21	Composite wire strand, rope and cable	3315121
10-88-01-99	Wire strand, other than composite type	3315133, 3315135
10-88-02-17	Cement coated nails	3315217
10-88-02-19	Other wire nails	3315219
10-88-02-23	Steel wire staples	3315223
10-88-02-25	Steel tacks	3315225
10-88-02-33	Steel cut nails and spikes	3315233
10-88-06-35	Fence posts, gates and fittings	3315635
10-88-06-71	Lawn fence	3315671
10-88-07-71	Woven wire netting	3315771
10-88-07-99	Wire cloth and other woven wire products	3315731, 3315761, 3315781, 3315798, 3315799
10-88-09-41	Wire chain, tire	3315941
10-88-09-49	Other wire chain, excl. tire chain	3315949
10-88-09-55	Wire bale ties	3315955
10-88-09-65	Other steel wire fabric	3315965
10-88-09-99	Other wire products	3315977, 3315998, 3315999
11-64-01-01	Wood preparation equipment	35541
11-64-01-03	Pulp mill machinery	35542
11-64-01-05	Paper mill machinery	35543
11-64-01-07	Paper and paperboard converting machinery	35544
11-64-01-13	Rebuilt pulp and paper industries machinery	35546
11-68-01-01	Nonelectric commercial cooking equipment	358911
11-68-01-02	Electric commercial cooking equipment	358916
11-68-01-03	Water softeners and conditioners	358922
11-68-01-04	Floor maintenance machinery	358923
11-68-01-05	Commercial dishwashing machines	358927
11-68-01-06	Sewage purification equipment	3589281
11-68-01-07	Commercial car washing machinery	3589282
11-68-01-08	Garbage and trash compactors	3589283
11-68-01-09	Sewer pipe and drain cleaning equipment	3589284
11-68-01-11	Commercial, industrial vacuum cleaners	35893
11-68-01-12	Other industrial, commercial service mach.	3589292
11-68-01-21	Parts and accessories	3589293
11-78-22-99	Switches, mech. (electronic appl.)	3679B
11-78-25-99	Magnetic recording media	3679F
11-78-26-99	Ferrites and related magnetic materials	3679E
11-78-27-99	Parts for electronic components	3679Q
11-78-28-91	Filters and crystals	3679CO1
11-78-28-92	Transducers	3679G
11-78-51-91	Printed, circuit boards and forms	3679HO2

Table 17. Continued—New items in the Producer Price Index based on the movement of corresponding indexes from the Producer Price Index Revision, effective July 1982

PPI Code	Commodity	PPIR Code
11-78-51-92	Cable assemblies, electronic	3679HO1
11-78-52-99	Static power pulse and freq. converter	3679CO2
11-78-53-05	Audio transformers	3677132
11-78-53-09	Power transformers	3677141
11-78-53-15	Television transformers and reactors	3677171
11-78-53-17	Toroidal windings, all types	3677191
11-78-53-19	Other inductors for electronic applications	3677112, 3677114, 3677133, 3677161, 3677192
11-78-57-99	MW comp. (ex. tubes, semicon., and antenna)	3679K
11-78-61-99	Complex comp. assemblies, packs, modules	3679J
11-93-06-54	Automatic merchandising machines	35811
11-93-06-55	Coin operated mechanisms and parts	35812
11-96-01-01	Mechanical drive steam turbines	3511211
11-96-01-02	Gas turbines, except aircraft	3511231
11-96-01-03	Hydraulic turbines (all sizes)	3511261
11-96-02-01	Parts and accessories for steam turbines	3511215
11-96-02-02	Parts for gas turbines	3511235
11-96-02-03	Hydraulic turbine parts	3511265
12-13-01-31	Other upholstered household furniture	2512198
13-21-01-15	Other construction gravel, incl. asphaltic aggregates	1442515, 1442523, 1442525, 1442533, 1442535, 1442543, 1442545, 1442553, 1442555, 1442563, 1442565, 1442573, 1442575, 1442583, 1442585, 1442593, 1442595
13-22-01-51	Other cement	32412
13-81-01-05	Food bottle	3221111
13-81-01-23	Beer bottle	3221116
13-81-01-35	Wine bottle	3221119
13-81-01-45	Chemical, household, industrial, narrow neck	3221113
13-81-01-63	Non-alcoholic beverage bottle	3221115
13-99-01-01	Glass sand	14461
13-99-01-11	Foundry sand	14465
13-99-01-21	Other industrial sand	14469
14-11-01-31	Passenger cars	3711111
14-11-02-91	Truck tractors	37112B
14-11-03-05	Motor coaches	37113
15-62-01-01	Medical instruments and apparatus	38411
15-62-01-02	Hospital furniture, excl. beds and chairs	38412

Table 18. Commodity groupings introduced into the Producer Price Index, effective July 1982

PPI Code	Title
02-53-03	Granulated sugar
02-53-04	Confectioners powdered sugar
02-53-05	Brown sugar
02-53-06	Liquid sugar or sugar syrup
05-22	Coke oven products
06-31-02	Medicinal and botanical chemicals
09-37	Commercial printing
09-37-01	Magazine and periodical printing
09-37-02	Labels for packaging, rolls and sheets
09-37-03	Catalog and directory printing
09-37-04	Financial and legal printing
09-37-05	Advertising printing
09-37-06	Other general job printing
09-37-07	Commercial printing, n.e.c.
10-15-12	Open die or smith forgings, ferrous
10-15-13	Other forge shop products
10-16-02	Blast furnace products
10-16-03	Electric furnace products
10-17-01	Ingots
10-17-03	Hot rolled sheet and strip
10-17-04	Hot rolled bars, plates, structural shapes
10-17-05	Steel wire
10-17-06	Steel pipe and tubes
10-17-07	Cold rolled sheets and strip
10-17-08	Cold finished bars
10-17-09	Other steel mill products
10-81-02	Externally threaded fasteners, except aircraft
10-81-03	Internally threaded fasteners, except aircraft
10-81-04	Nonthreaded fasteners, except aircraft
10-81-05	Aircraft aerospace fasteners
10-81-06	Other formed fasteners
10-88	Fabricated wire products
10-88-01	Ferrous wire rope, cable, and strand
10-88-02	Steel nails and spikes
10-88-06	Steel fencing and fence gates
10-88-07	Ferrous wire cloth, other woven wire products
10-88-09	Other fabricated ferrous wire products
11-64	Paper industries machinery
11-68	Service industry machinery and parts
11-78-22	Switches, mechanical (electronic applications)
11-78-26	Ferrites and related magnetic materials
11-78-28	Filters, crystals, and transducers
11-78-51	Printed circuits and cable assemblies
11-78-52	Static power pulse and frequency converters
11-78-53	Electronic transformers and coils
11-78-57	MW components (excluding tubes, semiconductors, and antennas)
11-78-61	Complex components, assemblies, packs, modules
11-96	Steam, gas, and hydraulic turbines and parts
11-96-01	Steam, gas, and hydraulic turbines
11-96-02	Turbine parts and accessories
13-99	Nonmetallic minerals, n.e.c.
13-99-01	Industrial sand
15-62	Medical instruments and equipment

Table 19. New indexes in the Producer Price Index comparable to traditional steel commodity indexes deleted as of July 1982

Old Code	New Code	Old Code	New Code
10-13-01-01, 10-13-01-02	331221311	10-13-02-54	331242212
10-13-01-03	331223611		
10-13-01-11	3312219	10-13-02-55	3312425
10-13-01-13	3312259	10-13-02-59, 10-13-02-61,	3312311
10-13-02-38*	3312431	10-13-02-99	
10-13-02-39, 10-13-02-48	331241511	10-13-02-63	3312313
10-13-02-41	3312C11	10-13-02-65	3312335
10-13-02-42	3312C17	10-13-02-68	3312319
10-13-01-43*	3312B61	10-13-02-69, 10-13-02-71	10-17-06-11
10-13-02-44	3312C19	10-13-02-75	10-17-06-21, 10-17-06-22
10-13-02-45, 10-13-02-46	3312413	10-13-02-81	3312328
10-13-02-47	3312453	10-13-02-82, 10-13-02-83,	3312326
10-13-02-49	3312449	10-13-02-84	
10-13-02-51	3312448	10-13-02-85	3312324
10-13-02-52	3312441	10-13-02-87, 10-13-02-97	10-17-05-51
10-13-02-53, 10-13-02-95	3312461	10-13-02-98	331242211

* The replacement indexes for these items are similar, but not identical.

this publication in most cases; codes which begin with "10-17," however, are found in table 6.

NOTE: Replacement index codes in the right column are found in table 4 of

Table 20. Producer price indexes: Changes in commodity specifications, July 1982

Commodity code	New specification	Old specification
01-13-02-17	Tomatoes, large size, 25 lb. carton, New York L.C.L. market, Monday price, 25 pound carton.	Tomatoes, large size, 30 lb. carton; New York L.C.L. market, Monday price, 30 pound carton.
11-79-03-21	Automotive generator or alternator brush, graphitic, 1/2"-1" long x .200"-.325" wide x 3/16-1/4" thick with shunt; manufacturer to original equipment manufacturer, f.o.b. factory, 1,000.	Automotive generator or alternator brush, graphitic, 1/2" long x .200"-.325" wide x .205"-.320" thick, with shunt; manufacturer to original equipment manufacturer, f.o.b. factory, 1,000.

Technical Notes

Brief Explanation of Producer Price Indexes

Producer price indexes measure average changes in prices received in primary markets of the United States by producers of commodities in all stages of processing. These data were previously presented as the Wholesale Price Index. The name "Producer Price Indexes" is now being used to reflect more accurately the coverage of the data. The sample used for calculating these indexes continues to contain nearly 3,400 commodities and about 26,000 quotations selected to represent the movement of prices of all commodities produced in the manufacturing, agriculture, forestry, fishing, mining, gas and electricity, and public utilities sectors. The universe includes all commodities produced or imported for sale in commercial transactions in primary markets in the United States.

Producer price indexes can be organized by stage of processing or by commodity. The stage-of-processing structure organizes products by degree of fabrication (i.e., finished goods, intermediate or semifinished goods, and crude materials). The commodity structure organizes products by similarity of end-use or material composition.

Finished goods are commodities that will not undergo further processing and are ready for sale to the ultimate user, either an individual consumer or a business firm. Capital equipment (formerly called producer finished goods) includes commodities such as motor trucks, farm equipment, and machine tools. Finished consumer goods include foods and other types of goods eventually purchased by retailers and used by consumers. Consumer foods include unprocessed foods such as eggs and fresh vegetables, as well as processed foods such as bakery products and meats. Other finished consumer goods include durables such as automobiles, household furniture, and jewelry, and nondurables such as apparel and gasoline.

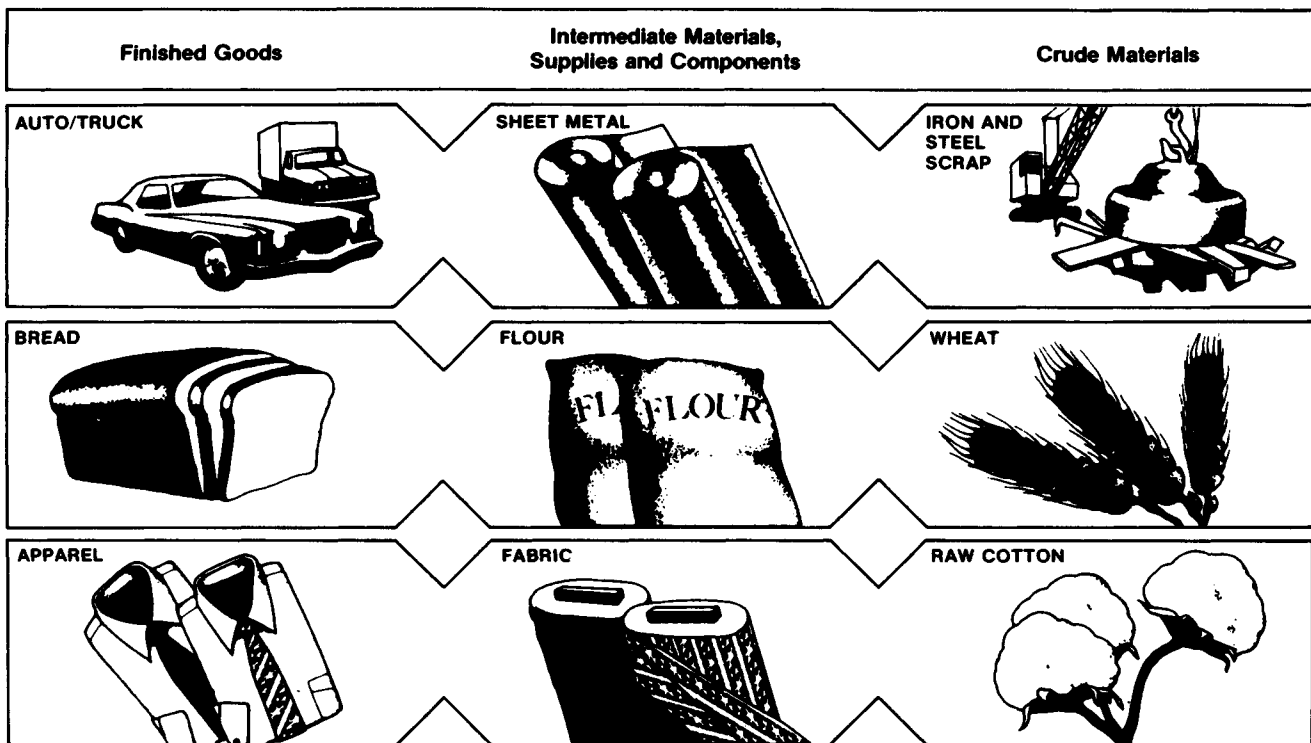
Intermediate materials, supplies, and components are commodities that have been processed but require further processing before they become finished goods. Examples of such semifinished goods include flour, cotton

yarns, steel mill products, belts and belting, lumber, liquefied petroleum gas, paper boxes, and motor vehicle parts.

Crude materials for further processing include products entering the market for the first time which have not been manufactured or fabricated but will be processed before becoming finished goods. Scrap materials are also included. Crude foodstuffs and feedstuffs include items such as grains and livestock. Examples of crude nonfood materials include raw cotton, crude petroleum, natural gas, hides and skins, and iron and steel scrap.

For analysis of general price trends, stage-of-processing indexes are more useful than commodity grouping indexes. This is because commodity grouping indexes sometimes produce exaggerated or misleading signals of price change by reflecting the same price movement through various stages of processing. For example, suppose that a price rise for steel scrap results in an increase in the price of steel sheet and then an advance in prices of automobiles produced from that steel. The All Commodities Price Index and the Industrial Commodities Price Index would reflect the same price movement three times—once for the steel scrap, once for the steel sheet, and once for the automobiles. This multiple counting occurs because the weighting structure for the All Commodities Index uses the total shipment values for all commodities at all stages of processing. On the other hand, the Finished Goods Price Index would reflect the change in automobile prices, the Intermediate Materials Price Index would reflect the steel sheet price change, and the Crude Materials Price Index would reflect the rise in the price of steel scrap. (See illustration.)

To the extent possible, prices used in calculating producer price indexes apply to the first significant commercial transaction in the United States, from the production or central marketing point. Price data are generally collected monthly, primarily by mail questionnaire. Respondents are asked to provide net prices or to provide all applicable discounts. BLS attempts to base producer price indexes on actual transaction prices; however, list or book prices are used if transaction prices are not available. Most prices are obtained directly from producing companies on a voluntary and confidential basis, but some prices are taken from trade publications or from other Government agencies. Prices



generally are reported for the Tuesday of the week containing the 13th day of the month.

In calculating producer price indexes, price changes for the various commodities are averaged together with weights representing their importance in the total net selling value of all commodities as of 1972. The detailed data are aggregated to obtain indexes for stage-of-processing groupings, commodity groupings, durability of product groupings, and a number of special composite groupings. Each index measures price changes from a reference period which equals 100.0 (usually 1967, as designated by the Office of Management and Budget). An increase of 125 percent from the reference period in the Finished Goods Price Index, for example, is shown as 225.0. This change can also be expressed in dollars, as follows: "The price of a representative sample of finished goods sold in primary markets in the United States has risen from \$100 in 1967 to \$225."

Calculating Index Changes

Movements of price indexes from one month to another are usually expressed as percent changes rather than changes in index points because index point changes are affected by the level of the index in relation to its base period, while percent changes are not. The box shows the computation of index point and percent changes.

	<i>Index Point Change</i>	
Finished Goods Price Index		185.5
less previous index		184.5
equals index point change		1.0
	<i>Index Percent Change</i>	
Index point change		1.0
divided by the previous index		184.5
equals		0.005
result multiplied by 100		0.005 x 100
equals index percent change		0.5

Percent changes for 3-month and 6-month periods are expressed as annual rates that are computed according to the standard formula for compound growth rates. These data indicate what the percent change would be if the current rate were maintained for a 12-month period.

Seasonally Adjusted and Unadjusted Data

Because price data are used for different purposes by different groups, the Bureau of Labor Statistics published seasonally adjusted as well as unadjusted changes each month.

For analyzing general price trends in the economy, seasonally adjusted data usually are preferred because they eliminate the effect of changes that normally occur at about the same time and in about the same magnitude

every year—such as price movements resulting from normal weather patterns, regular production and marketing cycles, model changeovers, seasonal discounts, and holidays. For this reason, seasonally adjusted data more clearly reveal the underlying cyclical trends. Seasonally adjusted data are subject to revision when seasonal factors are revised each year.

The unadjusted data are of primary interest to users who need information which can be related to the actual dollar values of transactions. Individuals requiring this information include marketing specialists, purchasing agents, budget and cost analysts, contract specialists, and commodity traders. Unadjusted data generally are used in escalating contracts such as purchase agreements or real estate leases.

Data from the Producer Price Index Revision

Each month this report presents data from the Producer Price Index (PPI) revision in table 4, "Producer price indexes for the net output of selected industries and their products." Indexes for the four industries in the pilot program to test the methodology and concepts of the PPI revision formerly appeared in table 14. Table 4 includes data for additional Standard Industrial Classification (SIC) industries (4-digit level) and Census products (7-digit level); indexes for Census product classes (5- and 6-digit levels) and more detailed sub-products (9-digit level); and, for some industries, indexes for other sources of revenue. Thus, table 4 shows all official indexes arising from the ongoing PPI revision. By 1985, table 4 will cover all 493 SIC mining and manufacturing industries.

Kinds of product indexes

Industries listed in table 4 may be represented by one to three kinds of product indexes. Every industry has *primary product indexes* to show changes in prices received by establishments classified in the industry for products made primarily, but not exclusively, within that industry. To be classified in an industry, an establishment must have a plurality of its total shipment value accounted for by primary products. In addition, some industries also may have *secondary product indexes* to show changes in prices received by establishments classified in the industry for products primary to some other industry. Finally, some industries have *miscellaneous receipts indexes* to show price

changes in other sources of revenue received by establishments within the industry which are not derived from the sale of their products. Because of the distinction between primary and secondary products, an index for a product made in one industry may differ from the index for the same product made in another industry.

Corresponding indexes

Some 7-digit Census products published in table 4 correspond to 8-digit commodities published in table 6. Similarly, some 4-digit SIC industries and 5-digit Census product classes in table 4 correspond to the ISPI's in tables 9 and 10. In these cases, movements in the commodity or Industry-Sector Price Indexes are calculated on the basis of the movements of their counterparts in table 4. Although most such indexes continue to be published in tables 6, 9, or 10 on their original base period of 1967 = 100 or some later base, the corresponding indexes in table 4 are published on a base of the month of their introduction. Therefore, index levels for corresponding items may differ, but monthly percent changes will be identical.

A point code of ".99" immediately after an 8-digit commodity code in table 6 identifies a commodity index that is calculated from a product index in table 4. A footnote after the industry or product class title in tables 9 or 10 indicates an ISPI based on an index from table 4. The aggregation of commodity price indexes into commodity grouping indexes in table 6 continues to follow the traditional methodology; similarly, stage-of-processing price indexes in table 1 also are calculated from the commodity grouping indexes as in the past.

How new indexes differ from traditional commodity indexes

New indexes differ from traditional commodity indexes in a number of respects:

(1) New indexes are *industry-based*. The entire output of each industry is sampled, including primary and secondary production and miscellaneous receipts. Traditional commodity indexes are based on a selection of the most important commodities, and most Industry-Sector Price Indexes continue to be calculated from these traditional commodity indexes. In addition, traditional ISPI's do not cover miscellaneous receipts, and prices of products are included without systematic regard for the industry classification of the producer. New indexes, on the other hand, are based on prices of primary and secondary products made by producers classified in the specified industry; as a result, new indexes apply to production within the specified industry. As data from more mining and manufacturing industries become available, additional indexes will be

constructed to cover each product regardless of the industry of origin.

(2) New indexes are easier to use with other industry-oriented economic data because they are *classified according to the SIC* and incorporate most features of the Census of Manufactures product code extensions of the SIC.

(3) New indexes use *net output values of shipments as weights*. Net output values refer to the value of shipments leaving the industry and exclude intra-industry shipments. In contrast, weights in traditional commodity price indexes and ISPI's include shipments within an industry. The resulting multiple-counting of price changes at successive stages of processing is one major defect of the traditional commodity grouping indexes. Stage-of-processing indexes partially correct this defect, but new indexes consistently correct it at all levels of aggregation. (Net output weights are not used, however, for traditional commodity indexes whose movements are based on corresponding new indexes.)

In the revision program, the relative importance of items within a product is based upon shipment value data and sampling weights from the revision survey itself. When detailed products are aggregated to the 5-digit product class and 4-digit industry levels, however, weights are taken from Census of Manufactures data, along with estimates of intra-industry

shipments from input-output tables produced by the Bureau of Economic Analysis of the U.S. Department of Commerce.

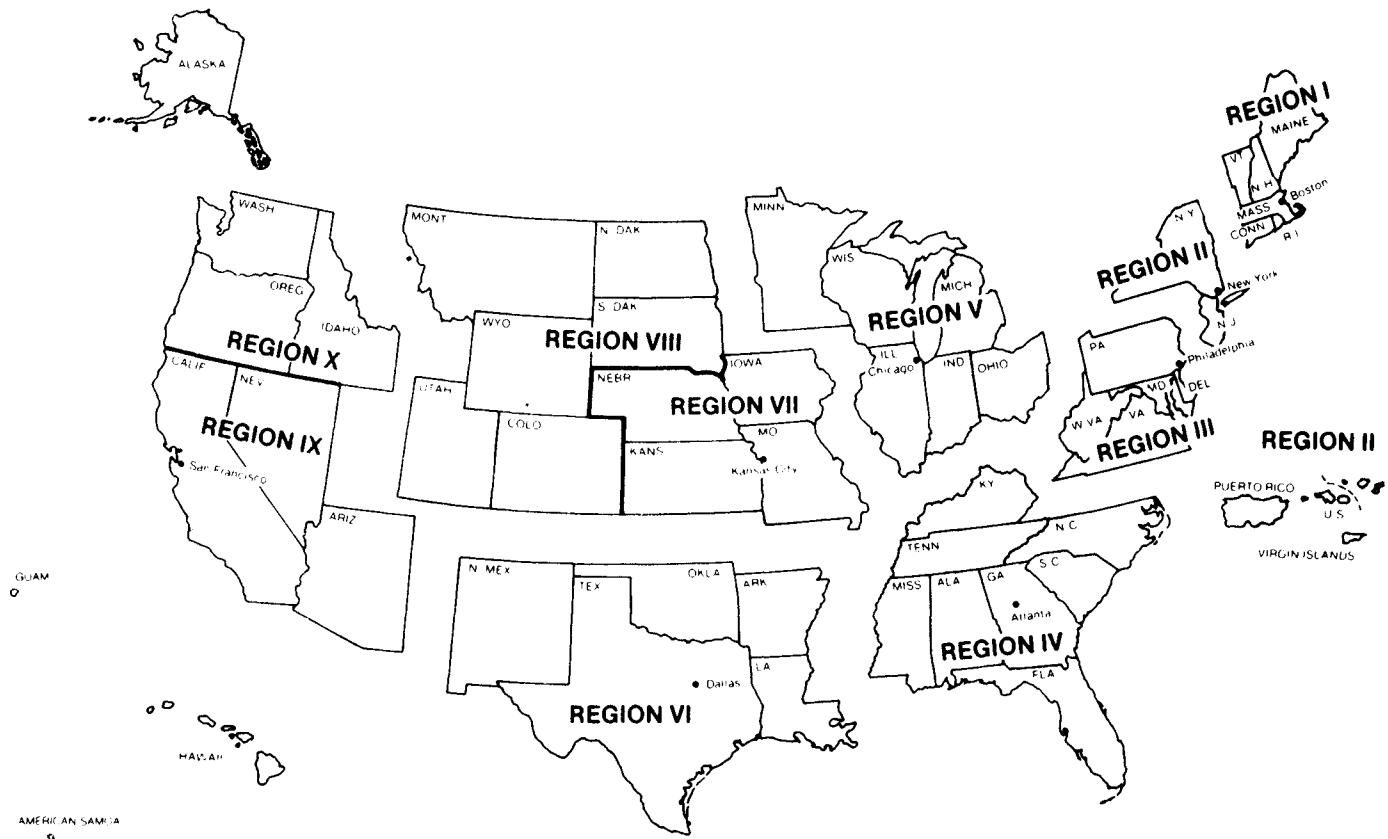
(4) New indexes emphasize *actual transaction prices at the time of shipment* to minimize the use of list prices and order prices, which occasionally have been used in traditional commodity price indexes and ISPI's. In addition, some traditional indexes have been calculated intentionally from order prices rather than from shipment prices.

(5) New indexes are based on prices reported by companies of all sizes and locations selected by *probability sampling*. In addition, individual items and transaction terms from these firms are chosen by probability techniques. (Estimates of sampling error will be published later.) In the traditional PPI program, major companies selected on a judgment basis have been asked to report prices for volume-selling items under "typical" transaction terms.

For further information on the underlying concepts and methodology of the PPI revision, see two *Monthly Labor Review* articles by John F. Early: "Improving the Measurement of Producer Price Change," April 1978; and "The Producer Price Index Revision: Overview and Pilot Survey Results," December 1979. Reprints are available from the Bureau of Labor Statistics on request.

Bureau of Labor Statistics

Regional Offices



Region I

1603 JFK Federal Building
 Government Center
 Boston, Mass. 02203
 Phone: (617) 223-6761

Region II

Suite 3400
 1515 Broadway
 New York, N.Y. 10036
 Phone: (212) 944-3121

Region III

3535 Market Street
 P.O. Box 13309
 Philadelphia, Pa. 19101
 Phone: (215) 596-1154

Region IV

1371 Peachtree Street, N.E.
 Atlanta, Ga. 30367
 Phone: (404) 881-4418

Region V

9th Floor
 Federal Office Building
 230 S. Dearborn Street
 Chicago, Ill. 60604
 Phone: (312) 353-1880

Region VI

Second Floor
 555 Griffin Square Building
 Dallas, Tex. 75202
 Phone: (214) 767-6971

Regions VII and VIII

911 Walnut Street
 Kansas City, Mo. 64106
 Phone: (816) 374-2481

Regions IX and X

450 Golden Gate Avenue
 Box 36017
 San Francisco, Calif. 94102
 Phone: (415) 556-4678