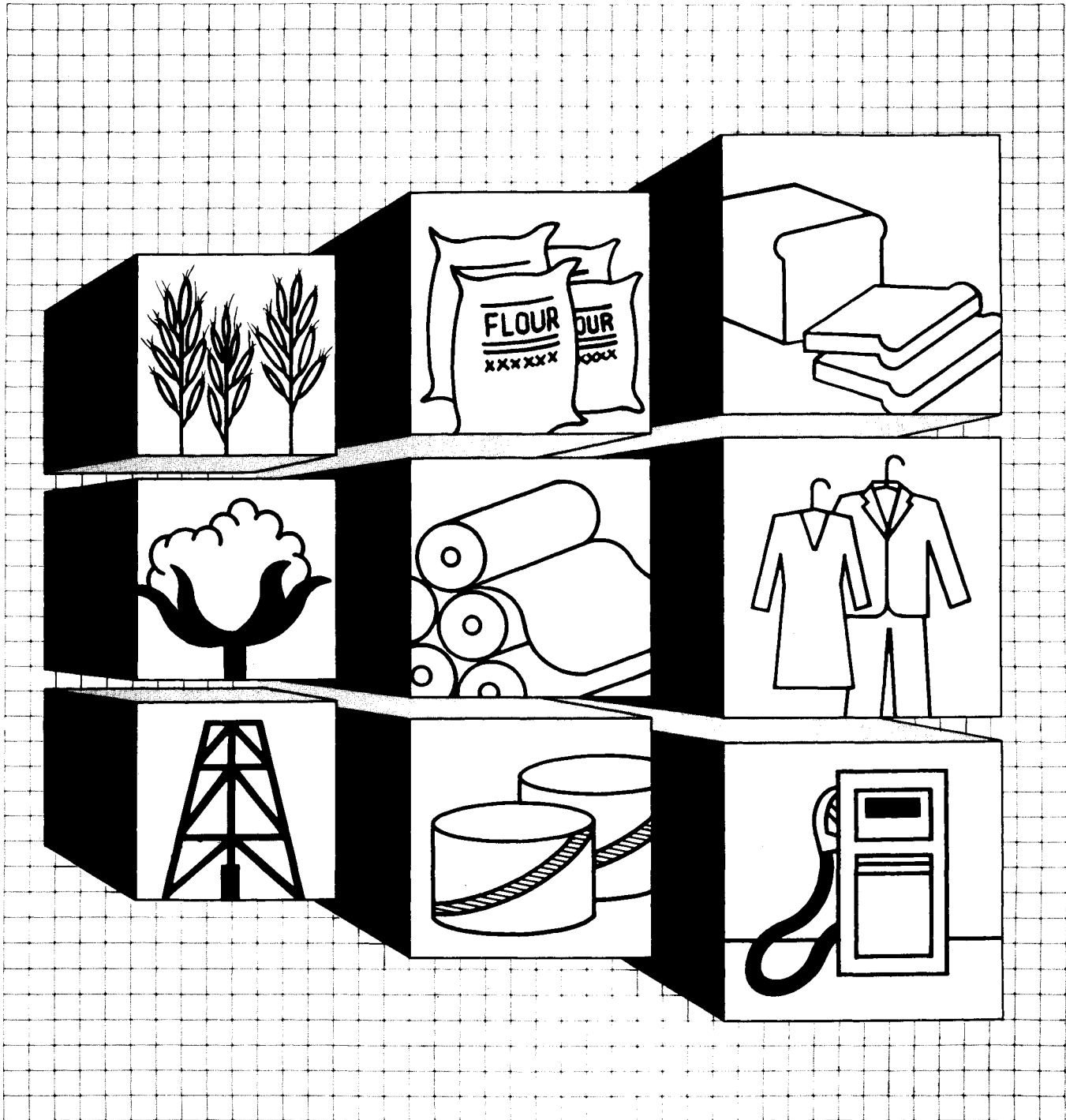


Producer Price Indexes Data for January 1987



U.S. Department of Labor
Bureau of Labor Statistics





U.S. DEPARTMENT OF LABOR
William E. Brock, *Secretary*

BUREAU OF LABOR STATISTICS
Janet L. Norwood, *Commissioner*

OFFICE OF PRICES AND LIVING CONDITIONS
Kenneth V. Dalton, *Associate Commissioner*

Producer Price Indexes is a monthly report on producer price movements including text, tables, and technical notes. An annual supplement contains monthly data for the calendar year, annual averages, and information on weights. A subscription may be ordered for 1 or 2 years from the Superintendent of Documents, U.S. Government Printing Office, Washington, DC 20402.

Annual subscription price:
\$21 a year domestic (includes
supplement)
\$5.25 additional foreign

Single copy \$8.50; foreign \$10.63
Supplement \$13; foreign \$16.25

Material in this publication is in the public domain and, with appropriate credit, may be reproduced without permission. Second-class postage paid at Washington, DC and at additional mailing offices.

ISSN 0882-5270

March 1987

Producer Price Indexes Data for January 1987

Contents

	<i>Page</i>		<i>Page</i>
Price movements, January 1987	1	9. Producer price indexes and percent changes for selected telephone services	194
Price highlights, 1986	4	10. Producer price indexes and percent changes for postal services	194
Update of PPI weights	9	11. Producer price indexes for material inputs to construction industries	195
Resampling of industries	10	12. Traditional commodity and commodity grouping price indexes deleted from the Producer Price Index effective January 1987	196
Recalculation of seasonal adjustment factors	11	13. Traditional commodity price indexes recoded, effective January 1987	198
Tables		14. Traditional commodity price indexes based on the movement of corresponding indexes from the Producer Price Index Revision, effective January 1987	199
1. Producer price indexes and percent changes by stage of processing	12	15. New items in the Producer Price Index based on the movement of corresponding indexes from the Producer Price Index Revision, effective January 1987	200
2. Producer price indexes and percent changes for selected commodity group- ings by stage of processing	13	16. Commodity groupings introduced into the Producer Price Index, effective January 1987	205
3. Producer price indexes for selected stage-of-processing groupings, seasonally adjusted	16	17. Producer price indexes for selected telephone services, 1984-86	206
4. Producer price indexes for the net output of major mining and manufacturing industry groups	17	Technical notes	207
5. Producer price indexes for the net output of selected industries and their products	18		
6. Producer price indexes and percent changes for commodity groupings and individual items	143		
7. Producer price indexes by durability of product	192		
8. Producer price indexes for special commodity groupings	193		

Scheduled Release Dates			
Producer Price Index data are scheduled for initial release on the following dates:			
<i>Index Month</i>	<i>Release date</i>	<i>Index month</i>	<i>Release date</i>
February	March 13	May	June 12
March	April 10	June	July 10
April	May 15	July	August 14

Price Movements

January 1987

The Producer Price Index for Finished Goods moved up 0.6 percent from December to January seasonally adjusted. This followed a slight drop in December and modest increases for several months before that. Prices received by producers of intermediate goods advanced 0.9 percent in January after showing no change in November and December and decreasing in most other months of 1986. Crude material prices climbed 2.9 percent in contrast to the substantial declines recorded in this index during much of 1986. (See table A.)

Sharply higher prices for energy products were primarily responsible for the increases in all three major stage-of-processing indexes in January. Food-related prices, however, were generally considerably lower than they had been in December. Price indexes for groupings of goods outside the volatile food and energy sectors tended to rise a little more than in most other recent months.

Before seasonal adjustment, the Producer Price Index for Finished Goods moved up 0.6 percent in January to 291.7 (1967 = 100).

From January 1986 to January 1987, the Finished Goods Price Index fell 1.5 percent. During this same period, consumer food prices increased 1.8 percent, the index for energy goods dropped 31.7 percent, consumer goods other than

foods and energy advanced 3.0 percent, and capital equipment prices were up 2.4 percent. The index for intermediate goods moved down 3.2 percent during the 12 months ended in January 1987, while crude material prices were 5.6 percent lower than they had been a year earlier.

Finished goods

Finished consumer goods. The Producer Price Index for finished consumer goods increased 0.7 percent in January seasonally adjusted, after edging down 0.1 percent in December. The index for finished energy goods rose 9.9 percent, following 3 months of decline. Price increases accelerated sharply for gasoline and home heating oil, and the index for natural gas advanced after falling in most months of 1986.

After moving down modestly in the previous month, the index for consumer foods fell 1.8 percent in January. Prices fell more than in December for fresh vegetables, beef and veal, pork, roasted coffee, eggs, and milled rice. Prices turned down after rising the month earlier for chocolate products. Processed poultry prices continued to fall but much less than in December. However, fresh fruit prices turned up after falling the month earlier. Prices rose more rapidly than in the

Table A. Percent changes from preceding month in selected stage-of-processing price indexes, seasonally adjusted¹

Month	Finished goods			Intermediate goods			Crude goods		
	Total	Consumer foods	Other	Total	Foods and feeds ²	Other	Total	Foodstuffs and feedstuffs	Other
1986:									
January	-0.4	-0.8	-0.2	-0.2	-0.6	-0.2	-1.6	-3.4	0.4
February	-1.5	-1.4	-1.5	-1.3	-1.0	-1.3	-3.8	-2.3	-5.6
March	-9	.2	-1.2	-1.1	-3	-1.1	-2.2	-.7	-4.1
April	-5	.4	-.8	-1.0	-.5	-1.0	-2.7	-2.1	-3.5
May5	1.4	.2	-.2	.8	-.2	2.2	4.5	-.6
June2	.1	.2	-.1	.1	-.1	-.7	-.8	-.5
July	-.8	1.3	-1.5	-.6	.1	-.6	-.2	2.5	-3.8
August4	1.4	0	-.1	1.1	-.1	.2	2.8	-3.4
September3	-.1	.4	.4	.2	.4	-.1	-1.0	1.3
October3	.6	.2	-.3	-.6	-.3	1.3	1.5	1.1
November1	0	.1	0	.2	0	-.8	-1.3	-.1
December	-.1	-.4	0	0	0	0	-1.4	-1.2	-1.6
1987:									
January6	-1.8	1.5	.9	-1.3	1.0	2.9	-3.0	7.7

¹ Figures shown above and elsewhere in this report may differ from those previously reported because seasonal adjustment factors have been recalculated to reflect developments during 1986. In addition, data for

September 1986 have been revised to reflect the availability of late reports and corrections by respondents.

Table B. Percent changes in finished goods price indexes, selected periods¹

Month	Changes from preceding month, seasonally adjusted						Changes in finished goods from 12 months ago (unadjusted)
	Finished goods	Capital equipment	Finished consumer goods	Finished consumer goods excluding foods			
				Total	Durables	Nondurables	
1986:							
January	-0.4	0	-0.5	-0.3	-0.1	-0.4	1.3
February	-1.5	.1	-1.9	-2.2	.1	-3.4	-.2
March	-.9	.2	-1.2	-1.9	.2	-3.1	-1.4
April	-.5	.3	-.8	-1.4	.8	-2.6	-2.0
May5	.1	.6	.2	-.1	.5	-1.8
June2	.2	.2	.2	.2	.3	-1.6
July	-.8	.1	-1.1	-2.2	.2	-3.7	-2.4
August4	.1	.5	0	0	.1	-1.8
September3	.3	.2	.4	.5	.4	-.9
October3	.4	.2	.1	1.4	-.8	-1.4
November1	.3	0	0	.4	-.2	-1.9
December	-.1	.1	-.1	0	0	0	-2.5
1987:							
January6	.2	.7	2.1	.1	3.0	-1.5

¹ Figures shown above and elsewhere in this report may differ from those previously reported. See table A.

previous month for fish and shortening and cooking oils. Prices continued to advance for processed fruits and vegetables.

The index for consumer goods other than foods and energy climbed 0.5 percent in January, after edging up 0.1 percent the month before. Advances occurred for tobacco products, soaps and detergents, men's apparel, prescription drugs, periodicals, gold jewelry, tires and tubes, household glassware, and small arms ammunition. Declines were registered for cosmetics, home electronic equipment, toys, sanitary papers, textile housefurnishings, and alcoholic beverages.

Capital equipment. The Producer Price Index for capital equipment moved up 0.2 percent in January after inching up in December. Prices advanced for aircraft, communications equipment, office and store machines, printing trades machinery, metal cutting machine tools, and transformers. In contrast, prices declined for motor vehicles, surgical appliances, and textile machinery.

Intermediate goods

The Producer Price Index for Intermediate Materials, Supplies, and Components advanced 0.9 percent on a seasonally adjusted basis from December to January, the largest increase in nearly 6 years. Although energy prices led the upsurge, substantially higher prices were noted for a number of other products as well.

The intermediate energy index rose 3.5 percent, considerably more than in the previous month. Prices jumped over 10 percent for gasoline, diesel fuel, and residual fuel. In addition, increases of about 5 percent occurred for jet fuels and liquefied petroleum gas. On the other hand, the electric power price index recorded a relatively sharp drop of 1.3 percent.

Following many months of little significant movement, the index for intermediate goods excluding foods and energy rose 0.4 percent. The nondurable manufacturing materials index advanced 1.1 percent, the most for a single month since January 1981. Substantial price hikes took place for several petroleum related goods, such as industrial chemicals, plastic resins, and synthetic broadwoven finished fabrics. In addition, prices rose sharply for paperboard, woodpulp, and inedible fats and oils. Leather prices turned down, however, after increasing in most other recent months. The durable manufacturing materials index registered a 1.0-percent advance. Higher prices for hot and cold rolled steel sheets and strip, precious metals, copper, and Portland cement were partly offset by falling zinc prices.

The construction materials and components index showed a 0.2-percent decline for the second consecutive month. Lower prices for softwood lumber and plastic plumbing products prevailed over the increases that were registered for millwork and brass plumbing fittings. Among miscellaneous categories, substantial increases were noted for paper boxes and containers and commercial printing, while decreases occurred for integrated circuits, motor vehicle hardware, metal containers, and mixed fertilizers.

After several months of comparative stability, the intermediate foods and feeds index declined 1.3 percent. Falling prices for meats, animal feeds, and corn sweeteners were only partly offset by continued large increases for crude vegetable oils.

Crude goods

Following a decrease of 1.4 percent in December, the Producer Price Index for Crude Materials for Further Processing rose 2.9 percent in January, seasonally adjusted. This upturn was led by crude energy materials, which advanced 10.0 percent after dropping 3.0 percent in December. Crude petroleum

prices climbed a near-record 19.7 percent in January, following a 0.2-percent rise in the previous month. The index for natural gas turned up after falling substantially in December. In addition, coal prices showed the first noticeable increase in 10 months.

The index for crude nonfood materials other than energy moved up 0.5 percent, after inching up 0.1 percent in December. Wastepaper prices rose after dropping in the 2 previous months. Prices advanced more than in December for nonferrous metal ores, copper base scrap, domestic apparel wool, and iron ore. Raw cotton prices continued to climb, but not as sharply as in the preceding month. Price advances were slower for leaf tobacco, aluminum base scrap, and cattle hides.

The crude footstuffs and feedstuffs index fell 3.0 percent after decreasing 1.2 percent in December. Corn prices dropped 10.9 percent, following substantial advances in each of the 2 preceding months, and wheat prices inched down after a December advance. Prices for hogs, fresh vegetables, chickens, and hay fell sharply. Price advances slowed for fluid milk, and turkey prices recorded the fourth consecutive large decrease. Cattle prices also fell, although not as much as in December. In contrast, prices for soybeans, fresh fruits, and raw cane sugar turned up following declines the month earlier.

Unprocessed fin fish prices continued to show strong advances.

Net output price indexes for major industry groups

The Producer Price Index for the net output of the domestic manufacturing sector advanced 0.8 percent from December to January after recording no change in December and a slight rise in November. The index for the net output of the petroleum refining industry group jumped 8.3 percent in January, far more than its 1.2-percent increase the month earlier. Substantially higher prices were also recorded for tobacco manufactures (up 4.1 percent) and printing and publishing (up 1.3 percent). The only January decrease occurred for the food products industry group, which fell 0.6 percent. From January 1986 to January 1987, the net output price index for manufacturing industries dropped 2.3 percent.

The domestic mining sector index climbed 6.4 percent over the month, but was still 22.2 percent lower than its year-ago level. The oil and gas extraction industry group index increased 7.7 percent in January, in contrast to its 4.9-percent drop in December. The metal mining industry group index was up 3.6 percent over the month, more than in either December (1.3 percent) or November (2.5 percent).

Price Highlights, 1986

By Craig Howell, Roger Burns, and Andrew Clem

From December 1985 to December 1986, prices received by domestic producers at all three major stages of processing declined appreciably, principally because of substantially lower energy prices. The Finished Goods Price Index moved down 2.5 percent, following advances of less than 2 percent in each of the 3 immediately preceding years. The Intermediate Goods Price Index fell 4.4 percent over the year, after rising slowly from 1982 through 1984 and edging down 0.3 percent in 1985. The 1986 decreases for both these major stage-of-processing indexes were the largest calendar-year declines since 1949. The drop of 9.7 percent in the Crude Goods Price Index was considerably larger than the declines recorded in 1984 and 1985 and was the largest drop for any calendar year since 1952.

Dramatic reductions in prices of crude oil and most refined petroleum products, coupled with continued decreases for natural gas prices, were responsible for the falling price indexes in 1986. Food prices rose about as moderately as in most other recent years. Similarly, prices for finished goods excluding food and energy products continued to move up modestly. Price indexes for both crude and intermediate goods showed little net change in 1986 once the direct impact of lower energy prices is factored out. The indirect effect of the sharp drop in energy costs on material and finished product prices was blunted somewhat because of earlier successful efforts by many producers to become more energy efficient in the wake of rapid advances in oil and gas prices during the 1970's.

By the end of 1986, the economic expansion had entered its fifth year with few signs of any resurgence of double-digit inflation. Labor costs continued to move up at only a modest pace. Interest rates generally declined through the year, easing the debt burden for many companies; nevertheless, expenditures for capital investments decreased, in part because of uncertainty associated with changes in business tax policies. Widespread warnings about excessive personal debt went largely unheeded as consumer expenditures continued to play a major role in sustaining the overall expansion. Real residential investment spending climbed strongly early in the year, but then slowed.

¹ For a discussion of international exchange rate fluctuations, see Jeffrey Rosenzweig, "A New Dollar Index: Capturing a More Global Perspective," published in the June/July 1986 issue of *Economic Review*, published by the Federal Reserve Bank of Atlanta.

Price advances for many domestically produced industrial goods continued to be restrained by the high volume of imports during 1986. Imports continued to flow in rapidly from Canada, Mexico, and a number of newly industrializing countries in East Asia and elsewhere, as the value of the American dollar changed little or increased compared to the currencies of many of those nations.¹ However, the decline in the value of the American dollar against the currencies of several other major international trading partners such as Japan and the major West European nations contributed to the double-digit rate of increase in prices for selected areas of imported goods, which in turn allowed some higher domestic prices.

Crude goods

Following decreases of 1.6 percent in 1984 and 5.6 percent in 1985, the Producer Price Index for Crude Materials for Further Processing fell 9.7 percent during 1986. Price indexes for crude petroleum and natural gas plummeted after showing much smaller declines in 1985. On the other hand, price decreases for nonenergy materials were not as large as in the previous year.

Energy. The crude energy materials index fell 29.4 percent following a drop of 4.9 percent in 1985. In response to the breakdown in the pricing discipline of the Organization of Petroleum Exporting Countries (OPEC), Saudi Arabia in late 1985 reversed its previous policy of restraining its oil production. Competitive underbidding by certain oil producing countries accelerated during early 1986 as prices for crude oil began to plummet. However, crude petroleum prices rebounded somewhat during the third quarter, following an August OPEC announcement of production cutbacks. (The OPEC agreement of December 1986 did not take effect until February 1987.)

The war-related financial burdens of Iran and Iraq and the debt-servicing needs of certain other oil producing nations both contributed to the ending of OPEC's pricing discipline before 1986. In the longer term, a number of factors have contributed to the fundamental transformation of the global petroleum market. Expanded production by non-OPEC nations has gradually taken a larger share of the world market in the 1980's. In the United States, the cumulative effect on demand of the 1973 and 1979 energy price increases was

reflected by the 17-percent decline in petroleum consumption between 1978 and 1985.

Domestic prices for crude petroleum and most refined products fell roughly 50 percent in 1986. This represented an unprecedented disinflationary boost to the American economy, helping to maintain the momentum of growth despite the continuing trade imbalance.

After falling 7.8 percent in 1985, the natural gas index plunged a record 21.6 percent. Natural gas producers had to accept falling prices during most of the year to remain competitive with petroleum-derived heating fuels. This index had climbed in the early 1980's but had fallen 31.1 percent from its March 1983 peak by December 1986. Coal prices edged down over the year.

Foodstuffs. The index for crude foodstuffs and feedstuffs moved down 1.7 percent, much less than the 6.4-percent drop in 1985. Contributing to this slowdown of price decreases was a 6.3-percent advance in fluid milk prices that contrasted with an 11.2-percent drop in the preceding year. For several years, the dairy industry has felt pressure from low milk prices as a result of overproduction. To address this problem, the U.S. Department of Agriculture in April 1986 implemented the Dairy Termination Program, which pays farmers to sell or slaughter their dairy cows, thus reducing milk production and raising prices.

After dropping in 1985, hog prices advanced strongly in mid-1986, reflecting restricted supplies after several years of stock reductions. In spite of falling prices at the end of the year, the December 1986 index was 16 percent above the year-ago level. Chicken prices advanced more than they had the year before, in line with increased demand from the fast food industry, but turkey prices dropped about one-third because of oversupply. Price decreases slowed for cattle. Although slaughter rates remained high and live weights were up, low feed prices allowed some farmers to keep their cows off the market during the second half of the year in the hope of realizing higher prices. After falling in 1985, raw cane sugar prices moved up in response to the lowering of the government ceiling on import shipments.

Increased domestic and world supplies of grains and feedstuffs, along with reduced U.S. government price supports for grains, put downward pressure on their prices. Domestic corn prices dropped more than 30 percent because of good harvests, large carryover stocks, and limited storage facilities that compelled farmers to sell off their holdings to make room for new harvests. Record carryover stocks for wheat contributed to a price decline of more than 18 percent. Prices for hay and soybeans dropped at double-digit rates for the third consecutive year. Hay demand was down because of improved pasturing, while soybean stocks were high and exports were off.

Industrial Materials. The index for crude nonfood materials other than energy turned up 1.6 percent after declining in

both of the 2 preceding years. Prices were particularly active in the latter half of 1986, with the index falling at a simple rate of 4.9 percent after seasonal adjustment during the third quarter and then rising 4.7 percent in the fourth quarter. In large part, this was due to volatile prices for raw cotton. A new government program, instituted in August 1986 to make American cotton competitive on international markets, initially caused domestic prices to drop almost 60 percent (thereby matching the world price level). But by the end of the year, the world price for raw cotton (adjusted to U.S. quality and specifications) had jumped over 70 percent, partly reflecting poor weather in growing regions abroad. In addition, the domestic price had climbed above the world price level as a result of stronger demand from domestic cotton mills, tight supplies of quality cotton due to crop damage, and increased export demand. Despite this late surge, the December 1986 price for domestic raw cotton was still below its year-ago level, although the decrease was less than the declines registered in 1985 or 1984.

Several factors contributed to the upturn in raw material prices in 1986. Ferrous scrap prices advanced after declining in the preceding 2 years. The continuing shifts in steel production towards electric furnaces increased demand for iron and steel scrap, and, at the same time, the trend to continuous casting methods reduced scrap supplies. Following 2 years of decreases, aluminum base scrap prices rose with the expectation of an improving market for aluminum during the spring. However, these scrap prices remained unchanged during light trading in the second half when the market for primary aluminum proved to be weak. After falling in 1985, prices for heavy yellow brass scrap turned up in accord with strongly advancing prices for primary zinc. Wastepaper prices soared 52 percent after plummeting in 1985, as paper mill demand increased sharply and exports moved up. Prices advanced for cattle hides because of strong demand from East Asian countries such as Korea and Taiwan that are expanding their shoe and garment leather industries.

In contrast to the rising prices recorded for other raw industrial materials, prices turned down for logs and timber, and leaf tobacco prices continued to drop rapidly. Construction sand and gravel showed smaller price increases, as delivery costs fell with decreasing fuel prices.

Intermediate goods

In contrast to the mild pattern of movements experienced since the early 1980's, the Producer Price Index for Intermediate Materials, Supplies, and Components dropped 4.4 percent during 1986. However, virtually all of the impetus behind this downturn came from the energy sector. The index for intermediate goods excluding foods and energy remained nearly unchanged for the second year in a row; one unusual feature of the 1986 changes for the main stage-of-processing components of this index was how closely they matched the corresponding changes of a year ago.

Energy. The index for intermediate energy goods fell 28.9 percent during the year following relatively small declines in recent years. Prices for diesel fuel and residual fuel each fell almost exactly 50 percent, while jet fuel prices dropped nearly as much (47.4 percent). Less uniformity had been shown in 1985, when residual fuel declined 15.6 percent, jet fuel moved down moderately, and diesel fuel rose nearly 6 percent. Liquefied petroleum gas prices fell 52.4 percent during 1986, closely paralleling refined petroleum product movements during the year. Reduced fuel generation costs likewise affected electric power prices. The index for industrial and commercial electric power recorded a 1.0-percent decline, the first decrease for this category in over two decades. Electric power rates are typically rather stable because of the regulatory environment in which utilities operate. Prices for electricity did not fall as much as those for other energy products for that reason, and because petroleum is not used as much as in the past.

Manufacturing materials. The index for intermediate goods other than foods and energy edged up 0.1 percent over the year after an identical decline in 1985. As in the previous year, declines for manufacturing materials were offset by modest advances for manufacturing components and products used in the construction sector.

The index for materials for nondurable manufacturing fell 1.8 percent, slightly less than in the year before. The overwhelming influence was the precipitous fall in petroleum prices, which led to lower prices for industrial chemicals (down 6.0 percent), plastic resins and materials (down 3.6 percent), and synthetic rubber (down 8.8 percent). The rate of capacity utilization in the chemicals industry remained at about 80 percent for most of the year, further depressing prices. Another commodity whose price fell because of energy developments was nitrogenate fertilizer materials, which registered a 21-percent drop for the year. Most anhydrous ammonia is derived from natural gas, whose prices were negatively affected by the oil price collapse.

In sharp contrast, however, prices jumped for many paper-related goods. Woodpulp prices advanced 16.9 percent, recovering virtually all of the losses experienced the year before. Upturns of a similar but less pronounced nature occurred in prices for paper and paperboard (both rose between 4 and 5 percent). Growth in the paper sector was centered in the business and computer paper markets, where demand continued to be fairly strong. Woodpulp and paperboard producers benefited from the reduced level of foreign competition in the wake of the decline in the U.S. dollar. Leather prices surged 11.4 percent, considerably more than in 1985, reflecting strong overseas demand for U.S. cattle hides.

The durable manufacturing materials index moved down 1.2 percent, about the same as in 1985. A good portion of this decline was related to the January drop in the steel mill products index. This reflected a broad cut in list prices to bring them into alignment with actual transaction prices,

which had been falling for some time. Among nonferrous metals, there was considerable diversity in price movement. Primary copper and silver prices declined, as did prices for aluminum sheets; primary aluminum prices were mixed over the year. Expectations early in the year of higher prices for copper and aluminum were not fulfilled, as demand for both stagnated. Long-term labor contracts in both industries were settled in the summer, after significant concessions by workers.

The most dramatic activity, however, was in the markets for lead, zinc, platinum, and gold. Lead prices began to climb sharply during the spring months contrary to expectations. A surge in buying from several nations in international markets, stronger demand from domestic battery producers, and several metal refinery shutdowns and strikes caught inventories at unusually low levels because of the prolonged depression in lead prices. Consequently, these prices ended the year 47.7 percent over their December 1985 level. Zinc prices followed closely in step with lead; the two metals are produced together, and both were in short supply. In the precious metals markets, political unrest in South Africa sparked increased speculative interest in platinum and, to a lesser extent, gold. Over 90 percent of the world's supply of platinum comes from South Africa and the Soviet Union. Prices had begun to surge in mid-1985, and continued to do so until the final quarter of 1986, when profit-taking set in. The platinum index was still nearly 50 percent higher at the end of 1986 than it had been a year earlier.

Construction materials. 1986 was the best year since 1978 in terms of total new housing starts, chiefly because of the marked decline in mortgage interest rates. However, after beginning the year at around 2 million units, the annual rate of new private housing starts retreated to about 1.6 million units by November before turning up again in December. In the commercial construction sector, activity remained generally subdued because of the continued oversupply of office space in certain cities.

The PPI for construction materials and components edged up only 0.4 percent, less than in any other year since the early 1960's. Substantial declines were noted for products derived from petroleum: Asphalt paving materials fell nearly 12 percent, and asphalt roofing dropped almost 9 percent. Plastic plumbing products registered a decline of 6.3 percent, likewise reflecting lower costs of petrochemically-derived resins. The gypsum industry implemented a price increase during the spring, but the slackening market failed to support the move; prices slid back for most of the remainder of the year. Prices for gypsum products moved down 2.5 percent after a strong year (up 7.8 percent) in 1985.

The lumber and wood products industries were unusually influenced by governmental actions during the year. A trade dispute with Canada had arisen after 2 years of sagging prices in the midst of strong residential construction activity. Domestic lumber producers filed a countervailing duty petition against Canadian producers in May, alleging that un-

fair subsidies by Provincial governments in Canada were permitting below-cost sales. The International Trade Commission ruled that U.S. producers were being injured by the subsidies, and in October an interim 15-percent tariff was imposed on imports of softwood lumber from Canada.

Prices for lumber rose during the third quarter (when they normally decline sharply), in part because of strikes in this country and Canada. Over the year, the PPI for softwood lumber advanced 6.5 percent. Prices for millwork and plywood each moved up less than 2 percent.

The cement industry was another source of trade friction in 1986. However, U.S. producers lost their bid for countervailing duties on imports of eight nations which allegedly guarantee their own firms a minimum rate of return. In spite of substantial transportation costs for such a bulky product (and minimal difference in production technology), cement imports accounted for 10 percent of the American market in dollar terms, and 15 percent in terms of tonnage. Under such pressure, prices for Portland cement fell 4.3 percent between December 1985 and December 1986.

Foods. The intermediate foods and feeds index continued on a downward path over the past year, but the 0.4 percent decline was less than in 1984 or 1985. Crude vegetable oil prices fell 25.5 percent, reaching their lowest level since the early 1970's. After showing very little change over the previous 4 years, flour prices dropped 10.5 percent, reflecting burgeoning world supplies of grains. On the other hand, refined sugar prices (which are kept above prevailing world levels by a government support mechanism) turned up moderately after declining in the 2 preceding years.

Finished goods

Among major categories within the Finished Goods Price Index in 1986, the index for energy goods fell 39.1 percent, dwarfing the declines registered in other recent years. Consumer food prices climbed 2.9 percent, continuing the moderate increases registered for this index in each year after 1980. The increase in the index for consumer goods other than foods and energy accelerated from 1.9 percent in 1985 to 2.9 percent in 1986. Capital equipment prices rose less in 1986 (2.1 percent) than they had in 1985 (2.7 percent).

Energy. The dramatic decline in the Producer Price Index for finished energy goods followed decreases of just 0.3 percent in 1985 and 4.1 percent in 1984. This occurred largely in response to the precipitous drop in world crude oil prices in the wake of the breakdown of OPEC's production control plans at the end of 1985. Prices received by refineries for gasoline and home heating oil both were nearly cut in half over the year, following much smaller declines in 1984 and moderate increases in 1985. The natural gas index also fell far more than it had a year earlier.

Foods. The 1986 rise in the index for finished consumer foods was well within the range of moderate increases registered for this index each year after 1980; for example, food prices had inched up only 0.5 percent in 1985, following a 3.5-percent climb a year earlier. Continued drops in feed grain costs during 1986 encouraged expansion of livestock and poultry supplies. A drought in the Southeast in the summer of 1986 had a limited and relatively short-lived effect on food prices, primarily through heat-related deaths of chickens. Weather conditions during the growing seasons were generally much more favorable in other major farming regions than in the Southeast.

After a rise of less than 1 percent a year earlier, pork prices climbed 13.4 percent, largely reflecting a 5-percent drop in production. The processed poultry index ended the year 1.8 percent lower than in December 1985, as higher prices for chickens offset a sharp drop in turkey prices. Beef and veal prices fell sharply through the first half of the year, reflecting greater supplies in the wake of the Dairy Termination Program and the continuing decline in feed grain costs, but recovered somewhat in the second half for a net decrease of 6.3 percent.

Roasted coffee prices climbed 18.2 percent, mostly because of a severe drought in Brazil's major growing areas during crucial stages of bean development. The index for fresh and dried vegetables advanced 2.9 percent, far less than the double-digit climb registered a year before. Prices also rose in 1986 for fish, confectionery end products, and dairy products. In contrast, the index for shortening and cooking oils fell almost 10 percent, partly because of the continued drop in soybean prices.

Other consumer goods. The index for consumer goods other than foods and energy moved up 2.9 percent from December 1985 to December 1986, about the same as it had a year earlier. However, the composition of the 1986 advance was the reverse of the 1985 pattern. Consumer durable price increases accelerated from 2.1 to 3.5 percent, while non-durables slowed to 2.4 percent after a 3.2-percent rise the year before.

Much of the acceleration in the index for consumer durable goods was due to the 6.6-percent increase in the index for passenger cars, far larger than in any other year since 1981. The falling value of the dollar against the yen, coupled with continued Japanese limitations on car shipments into this country, led to higher prices for some Japanese models and allowed room for domestic manufacturers to raise their prices as well. While imported autos still commanded a substantial share (more than one-quarter) of the total American market, sales of domestic cars also enjoyed another strong, if erratic, year. Intermittent discounting, especially evident in cut-rate loans subsidized by producers, again characterized the marketing of domestic models during 1986. New car sales were further stimulated at the end of the year, before tax law changes effective for 1987 would end deductions for State sales taxes on Federal income tax returns. In contrast with

the accelerated price increases for new passenger cars, however, prices for light trucks rose less than half as much as in 1985 (3.7 vs. 7.9 percent).

Among other consumer durables, prices for gold jewelry moved up following several years of decline, reflecting the parallel upturn in gold prices. In contrast, lower stainless steel prices were a major influence in the 6.5-percent decline in the flatware index, which had shown almost no change in 1985. Prices for books, floor coverings, toys and games, sporting goods, glassware, household furniture, and mobile homes rose moderately, while appliance prices decreased for the first time since 1965.

Within the category for consumer nondurable goods other than foods and energy, the impact of substantially higher prices for some items was eased by modest advances for others. Prescription drug prices climbed nearly 10 percent, marking the seventh consecutive year that this index has risen between 8 and 12 percent. Prices for tobacco products and over-the-counter drugs also moved up about as sharply (7.8 and 6.2 percent) as in other recent years. In contrast, the index for tires and tubes fell for the fourth consecutive year, reflecting lower costs for synthetic rubber and relatively sluggish demand in both the original equipment and replacement

markets. Prices for luggage and soaps turned down after increasing in 1985. Prices for apparel, newspapers, periodicals, sanitary papers, alcoholic beverages, cosmetics, and footwear rose somewhat less than they had a year earlier.

Capital equipment. The Producer Price Index for capital equipment moved up 2.1 percent in 1986, following advances of 2.7 percent in 1985 and 1.8 percent a year before that. Business spending on new plant and equipment declined over the year, with capital expenditures in the energy production sector especially hard hit. Capacity expansion projects in many other industries were postponed pending the outcome of political debates on elimination of the investment tax credit and similar tax policies. Spending on some projects was accelerated, however, to take advantage of favorable tax treatments that would be scaled back or eliminated in 1987. The continued influx of imports kept most domestic manufacturing industries at output levels well below any capacity constraints and thus diverted pressure for new capital construction. Prices for only a handful of major types of capital equipment rose more than 3 percent in 1986, while the index for oil field and gas field machinery dropped 3.5 percent, a symptom of the depression in the energy production sector.

Update of PPI Weights

Effective with this issue, the value weights used to calculate Producer Price Indexes (PPI) for traditional commodity groupings have been updated to reflect more recent production patterns. These revised weights are based on 1982 shipment values. From January 1976 through December 1986, PPI weights were derived from 1972 shipment values.

Table C presents the December 1986 relative importance of the key components of the three major stage-of-processing price indexes—Finished Goods, Intermediate Goods, and Crude Goods—based on both 1982 and 1972 weights. The relative importance of a component represents its value weight expressed as a percentage of the overall stage-of-processing category. As can be seen from the table, the most noticeable shift in relative importance data occurred among crude materials, where the proportional value allotted to energy materials nearly doubled. These changes also reflect sample additions, deletions, and reclassifications that became effective with the January 1987 index. In addition, these data have been adjusted to reflect price changes from 1982 to December 1986.

All indexes calculated from traditional commodity groupings (including all indexes in tables 1, 2, 3, 6, 7, and 8) are affected by the weight update. Although the allocation of commodities within the stage-of-processing framework continues to be based on the 1972 input-output relationships, the weights of individual commodities and commodity groupings have been revised. Industry indexes in table 4, which are based on the Standard Industrial Classification system, will continue to be calculated using 1977 net output weights.

Except for electricity, the updated weights are derived from data on the total net selling value of commodities in 1982, as reported in the U.S. Department of Commerce's Census of Manufacturing, Census Fishery Statistics, and Census of Agriculture, Current Fishery Statistics, and Census of Wholesale Trade. Data for electricity originated from the Edison Electric Institute.

As a result of the weight update, the PPI universe now closely conforms to that of the Producer Price Index Revision (PPIR). The values accounted for by interplant transfers—shipments from one establishment to some other plant of the same company—are no longer excluded. The new weight

Table C. Relative importance of components in major stage-of-processing price indexes, December 1986, based on 1972 and 1982 weights

Component	Relative importance	
	1972 Weights	1982 Weights
Finished goods	100.000	100.000
Consumer goods	76.087	75.548
Foods	26.011	26.286
Energy goods	7.471	8.631
Other	42.605	40.631
Capital equipment	23.913	24.452
Intermediate goods	100.000	100.000
Foods and feeds	4.950	5.005
Energy goods	11.449	12.127
Other	83.601	82.868
Crude materials	100.000	100.000
Foodstuffs and feedstuffs	58.720	42.496
Energy materials	22.952	40.859
Other	18.328	16.645

structure reflects the exclusion of all imports from the PPI universe. Over the past several years, in accordance with the PPIR concept of a domestic-production-oriented universe, imports were gradually phased out. In January 1986 the last imports were eliminated from the PPI. The International Price Program of BLS measures the change in prices of imported goods sold in the United States by publishing the U. S. Import Price Index each quarter.

1982 weights have been incorporated into the PPI in a manner that does not affect the comparability of the current indexes with indexes for earlier periods. Previously published indexes have, therefore, not been recalculated using 1982 weights. In addition, the revision of the PPI weights will not alter the existing reference base—1967=100 in most cases—of these indexes during 1987.

For more information on the 1987 weight update, including detailed relative importance data, please write the Division of Industrial Prices and Price Indexes, Attention: Analysis Team, Bureau of Labor Statistics, 600 E Street, N.W., Room 5210, Washington, D.C. 20212, or call Area Code 202—272-5113.

Resampling of Industries

In July 1986 the Bureau of Labor Statistics published the first results of a systematic process, called recycling, for updating the Producer Price Index sample for the mining and manufacturing sectors on an industry-by-industry basis. Effective with this report, the second set of recycled industries is now being introduced.

Recycling will not automatically be carried out for every industry on a periodic basis; instead, industries will be re-sampled as needed. When the structure, membership, technology, or product mix of an industry has shifted significantly, the sample for that industry will be updated to reflect current conditions more accurately.

Thirty-five manufacturing and two mining industries that have been recycled are being introduced this month. Indexes for these industries and most of their products will continue to appear in table 5 of the detailed monthly report, *Producer Price Indexes*.

The industries resampled in January are as follows:

<u>Standard Industrial Classification (SIC) Code</u>	<u>Industry</u>
1111	Anthracite
1211	Bituminous coal
2035	Pickles, sauces, and salad dressing
2048	Prepared foods, n.e.c.
2272	Tufted carpets
2311	Men's and boys' suits and coats
2421	Saw mills
2436	Softwood veneer and plywood
2451	Mobile homes
2821	Plastic resins

<u>Standard Industrial Classification (SIC) Code</u>	<u>Industry</u>
2822	Synthetic rubber
2844	Toiletries and cosmetics
3021	Rubber and plastic footwear
3143	Men's footwear
3144	Women's footwear
3149	Footwear, except rubber, n.e.c.
3272	Concrete products, except brick and block
3275	Gypsum products
3351	Copper rolling and drawing
3411	Metal cans
3431	Metal sanitary ware
3443	Fabricated platework
3498	Fabricated pipe fitting
3533	Oil field equipment
3537	Industrial trucks and tractors
3542	Metal forming machine tools
3544	Special dies, tools, jigs, and fixtures
3553	Woodworking machinery
3567	Industrial furnaces and ovens
3635	Household vacuum cleaners
3643	Current-carrying wire devices
3644	Noncurrent-carrying wire devices
3646	Commercial lighting fixtures
3651	Radios, TV's, phonos, and related products
3678	Electronic connectors
3679	Electronic components, n.e.c.
3715	Truck trailers
5093	Scrap and waste materials

For further information on specific additions, deletions, and recodes of indexes that are effective this month, see tables 12 through 16.

Recalculation of Seasonal Adjustment Factors

Effective with this report, seasonal adjustment factors have been recalculated to reflect 1986 price movement patterns for stage-of-processing (SOP) and commodity groupings. This routine annual recalculation may affect seasonally adjusted indexes and percent changes from January 1982 to the present. Revised seasonally adjusted data for this period, as well

as seasonal factors to be used through December 1987, are available on request from BLS. Table D shows 1986 monthly seasonally adjusted percent changes for the three major SOP categories calculated with the old seasonal factors, compared with the percent changes for recalculated indexes that incorporate the new seasonal factors.

Table D. Percent changes in major stage-of-processing indexes over the month, 1986, seasonally adjusted, using former and recalculated seasonal factors

Month	Finished goods		Intermediate materials, supplies, and components		Crude materials for further processing	
	Former	Recalculated	Former	Recalculated	Former	Recalculated
January	-0.7	-0.4	-0.5	-0.2	-1.3	-1.6
February	-1.6	-1.5	-1.4	-1.3	-5.4	-3.8
March	-1.0	-0.9	-1.2	-1.1	-2.2	-2.2
April	-0.5	-0.5	-1.0	-1.0	-3.4	-2.7
May	.5	.5	-.3	-.2	2.1	2.2
June	.1	.2	0	-.1	-.5	-.7
July	-.6	-.8	-.6	-.6	.4	-.2
August	.3	.4	0	-.1	.3	.2
September	.5	.3	.5	.4	.2	-.1
October	.3	.3	-.3	-.3	1.6	1.3
November	.2	.1	.2	0	0	-.8
December	0	-.1	.2	0	-1.6	-1.4

Table 1. Producer price indexes and percent changes by stage of processing

(1967 = 100)

Grouping	Relative importance Dec. 1986 ¹	Unadjusted index			Unadjusted percent change to Jan.1987 from :		Seasonally adjusted percent change from:		
		Sep. 1986 ²	Dec. 1986 ²	Jan. 1987 ²	Jan. 1986	Dec. 1986	Oct. to Nov.	Nov. to Dec.	Dec. to Jan.
Finished goods	100.000	287.3	289.9	291.7	-1.5	0.6	0.1	-0.1	0.6
Finished consumer goods	75.548	282.5	284.2	286.2	-2.6	.7	0	-1	.7
Finished consumer foods	26.286	282.9	282.9	280.0	1.8	-1.0	0	-4	-1.8
Crude	1.874	268.6	282.3	266.1	-1.0	-5.7	3.3	-2	-9.8
Processed	24.412	281.7	280.6	278.8	2.0	-6	-2	-4	-1.1
Finished consumer goods, excluding foods	49.262	277.4	279.9	284.5	-4.6	1.6	0	0	2.1
Nondurable goods less foods	33.208	304.5	300.5	307.7	-9.4	2.4	-2	0	3.0
Durable goods	16.055	241.7	252.9	252.9	3.9	0	.4	0	.1
Capital equipment	24.452	303.9	310.1	311.2	2.4	.4	.3	.1	.2
Manufacturing industries	6.830	324.9	327.9	329.1	2.3	.4	.2	0	.3
Nonmanufacturing industries	17.622	292.5	299.8	301.0	2.5	.4	.3	.1	.2
Intermediate materials, supplies and components	100.000	306.1	305.0	307.1	-3.2	.7	0	0	.9
Materials and components for manufacturing	49.995	296.2	296.2	297.7	.2	.5	0	-1	.5
Materials for food manufacturing	3.431	254.3	253.0	251.0	-7	-8	.1	-4	-1.2
Materials for nondurable manufacturing	15.593	277.0	277.9	280.9	-1.0	1.1	.3	-1	1.1
Materials for durable manufacturing	11.074	314.9	313.8	316.2	.9	.8	0	-2	1.0
Components for manufacturing ³	19.897	295.0	295.2	295.6	.9	.1	0	.1	.1
Materials and components for construction	12.834	317.6	317.0	317.2	.3	.1	.2	-2	-2
Processed fuels and lubricants	11.993	409.1	396.2	408.2	-24.5	3.0	-1.0	.1	5.6
Manufacturing industries	4.769	358.8	350.5	360.1	-21.6	2.7	-8	0	5.1
Nonmanufacturing industries	7.224	454.1	437.3	451.4	-26.3	3.2	-1.1	.1	5.9
Containers	4.276	317.4	319.7	321.4	3.3	.5	.5	0	.6
Supplies	20.902	288.0	288.3	289.0	.8	.2	0	.1	.1
Manufacturing industries ³	7.425	288.3	288.9	289.8	1.0	.3	.2	.1	.2
Nonmanufacturing industries	13.476	288.1	288.3	288.9	.8	.2	.1	.2	.1
Feeds	1.573	189.4	187.8	185.9	-2.6	-1.0	.1	.8	-1.2
Other supplies ⁵	11.903	308.3	308.8	310.0	1.2	.4	.2	.1	.3
Crude materials for further processing	100.000	275.4	274.8	284.0	-5.6	3.3	-8	-1.4	2.9
Foodstuffs and feedstuffs	42.496	233.5	232.8	227.1	-2.0	-2.4	-1.3	-1.2	-3.0
Nonfood materials	57.504	365.6	365.1	392.9	-12.8	7.6	-1	-1.6	7.7
Nonfood materials except fuel ⁴	38.880	273.7	278.6	306.1	-13.1	9.9	.3	.2	10.2
Manufacturing ⁶	35.950	266.3	271.8	300.7	-15.8	10.6	.3	.2	11.2
Construction	2.930	288.6	289.6	291.0	1.5	.5	.5	0	-.2
Crude fuel ⁵	18.624	757.2	729.4	750.9	-13.9	2.9	-9	-4.8	2.9
Manufacturing industries ³	9.355	862.3	825.5	854.1	-15.8	3.5	-1.1	-5.6	3.5
Nonmanufacturing industries ³	9.268	687.5	666.6	682.8	-11.7	2.4	-7	-3.8	2.4
Special groupings									
Finished goods, excluding foods	⁶ 73.714	286.1	289.7	293.2	-2.5	1.2	.1	0	1.5
Intermediate materials less foods and feeds	⁷ 94.995	311.5	310.5	312.9	-3.3	.8	0	0	1.0
Intermediate foods and feeds	⁷ 5.005	233.2	231.7	229.7	-1.2	-9	.2	0	-1.3
Crude materials less agricultural products ⁴	⁹ 55.567	415.4	409.9	441.7	-13.3	7.8	-2	-2.3	7.8
Finished energy goods	⁶ 8.631	471.7	446.8	478.4	-31.7	7.1	-1.1	-9	9.9
Finished goods less energy	⁶ 91.369	275.5	279.5	279.6	2.5	0	.2	0	-.3
Finished consumer goods less energy	⁶ 66.917	268.5	271.9	271.6	2.6	-1	.1	-1	-.4
Finished goods less foods and energy	⁶ 65.083	272.9	278.5	279.7	2.8	.4	.3	.1	.4
Finished consumer goods less foods and energy	⁶ 40.631	256.7	262.0	263.2	3.0	.5	.3	.1	.5
Consumer nondurable goods less foods and energy	⁶ 24.576	254.2	254.2	256.2	2.3	.8	.1	.2	.7
Intermediate energy goods	⁷ 12.127	393.8	381.3	392.8	-24.5	3.0	-1	1.1	3.5
Intermediate materials less energy	⁷ 87.873	304.0	304.0	305.2	.6	.4	0	-2	.6
Intermediate materials less foods and energy	⁷ 82.868	304.6	304.8	306.2	.6	.5	.1	0	.4
Crude energy materials ³	⁹ 40.859	533.9	519.5	571.6	-22.0	10.0	-7	-3.0	10.0
Crude materials less energy	⁹ 59.141	229.7	230.9	227.9	-.8	-1.3	-9	-9	-2.2
Crude nonfood materials less energy ⁵	⁹ 16.645	239.1	246.9	251.0	2.1	1.7	.7	.1	.5

¹ Comprehensive relative importance figures are computed once each year in December.

² Data for September 1986 have been revised to reflect the availability of late reports and corrections by respondents. All data are subject to revision 4 months after original publication.

³ Not seasonally adjusted.

⁴ Includes crude petroleum.

⁵ Excludes crude petroleum.

⁶ Percent of total finished goods.

⁷ Percent of total intermediate materials.

⁸ Formerly titled "Crude materials for further processing, excluding crude foodstuffs and feedstuffs, plant and animal fibers, oilseeds, and leaf tobacco."

⁹ Percent of total crude materials.

NOTE: Seasonally adjusted data shown may differ from those previously reported. See footnote 1 on table A.

Table 2. Producer price indexes and percent changes for selected commodity groupings by stage of processing

(1967 = 100 unless otherwise indicated)

Grouping	Commodity code	Unadjusted index			Unadjusted percent change to Jan. 1986 from:		Seasonally adjusted percent change from:		
		Sep. 1986 ¹	Dec. 1986 ¹	Jan. 1986 ¹	Jan. 1986	Dec. 1986	Oct. to Nov.	Nov. to Dec.	Dec. to Jan.
Finished goods		287.3	289.9	291.7	-1.5	0.6	0.1	-0.1	0.6
Finished consumer goods		282.5	284.2	286.2	-2.6	.7	0	-1	.7
Finished consumer foods		282.9	282.9	280.0	1.8	-1.0	0	-4	-1.8
Fresh fruits	01-11	273.9	271.1	255.1	2.9	-5.9	-3.2	-1.5	2.1
Fresh and dried vegetables	01-13	243.6	251.9	226.9	-7.0	-9.9	9.2	-2.0	-23.2
Eggs	01-7	181.1	194.0	176.9	-7.7	-8.8	8.6	-1.7	-6.5
Bakery products	02-11	323.1	321.1	322.2	.8	.3	-2	-2	-1
Milled rice	02-13	143.5	139.6	137.1	-28.5	-1.8	-1.5	-7	-2.6
Beef and veal	02-21-01	219.8	219.8	217.1	-2.9	-1.2	-4	-2.6	-3.8
Pork	02-21-04	291.5	263.4	250.4	8.2	-4.9	-1.5	-3.0	-5.6
Processed poultry	02-22	223.0	200.5	194.6	1.1	-2.9	-10.3	-5.9	-1.2
Fish	02-23	527.5	569.4	604.7	14.7	6.2	-2.4	1.9	7.6
Dairy products	02-3	250.3	254.4	253.9	3.3	-2	.6	.4	-1
Processed fruits and vegetables ²	02-4	288.4	292.0	293.9	2.5	.7	.8	.9	.7
Confectionery end products (Dec. 1977 = 100)	02-55	157.4	159.7	159.1	3.5	-4	.2	.1	-1.0
Soft drinks ²	02-62	348.9	351.6	351.8	2.0	.1	-1	.2	.1
Roasted coffee	02-63-01	444.8	444.5	412.3	-7.6	-7.2	-1.0	-1.0	-9.0
Shortening and cooking oils	02-76	231.6	236.3	239.8	-8.1	1.5	1.5	.2	2.7
Finished consumer goods excluding foods		277.4	279.9	284.5	-4.6	1.6	0	0	2.1
Alcoholic beverages ²	02-61	218.1	218.3	217.5	.6	-4	-3	.1	-4
Women's apparel	03-81-01	185.3	184.1	184.5	.9	.2	-1	-3	.2
Men's and boys' apparel	03-81-02	233.7	234.4	236.1	2.0	.7	.5	.1	.6
Girls', children's, and infants' apparel	03-81-03	202.9	204.4	205.0	-.1	.3	-3	0	-3
Textile housefurnishings ²	03-82	241.4	241.8	240.2	.3	-7	1.6	0	-7
Footwear	04-3	262.1	263.8	264.6	2.0	.3	.3	.3	.3
Natural gas ²	05-31	1078.5	1023.7	1066.8	-18.2	4.2	-1.4	-6.8	4.2
Gasoline	05-71	338.6	316.2	347.4	-34.8	9.9	-7	2.6	15.7
Fuel oil No. 2 (Feb. 1973 = 100)	05-73-02-01	393.7	385.6	438.4	-36.2	13.7	-1.5	5.1	18.0
Pharmaceutical preps, ethical (Prescription)	06-35	277.8	282.8	286.0	8.2	1.1	.8	1.1	.7
Pharmaceutical preps, proprietary (Over-counter)	06-36	329.2	331.8	332.8	4.9	.3	.9	1.7	0
Soaps and synthetic detergents ²	06-71	270.8	267.6	274.4	-1.7	2.5	.3	-2.4	2.5
Cosmetics and other toilet preparations	06-75	254.9	252.7	253.7	0	.4	.7	-5	-1.6
Tires, tubes, tread, etc.	07-12	233.4	230.9	232.7	-.8	.8	-.7	0	.5
Sanitary papers and health products ²	09-15-01	383.5	382.3	380.2	-.1	-.5	-.8	.5	-.5
Newspaper circulation (Dec. 1980 = 100) ²	09-31-01	142.9	144.1	143.9	3.5	-.1	1.0	-.1	-.1
Periodical circulation (Dec. 1980 = 100) ²	09-32-01	148.3	148.7	150.8	3.6	1.4	.2	.3	1.4
Book publishing (Dec. 1980 = 100) ²	09-33	139.7	142.7	143.0	4.6	.2	.4	.1	.2
Household furniture	12-1	253.8	255.3	255.0	1.6	-.1	.2	.3	-.2
Floor coverings	12-3	196.4	196.7	197.6	1.6	.5	.4	0	.4
Household appliances	12-4	210.1	210.0	209.7	-.1	-.1	0	.1	-.1
Home electronic equipment	12-5	79.2	79.4	78.0	-1.4	-1.8	0	-.3	-1.5
Household glassware	12-62	524.1	523.4	537.6	4.3	2.7	.2	1.1	2.5
Household flatware	12-64	351.8	352.1	352.1	-.8	0	-1.4	-.4	-.7
Passenger cars	14-11-01	220.3	247.7	247.0	7.6	-.3	-.2	.2	-.2
Toys, games, and children's vehicles	15-11	241.2	241.6	241.3	1.4	-.1	.2	.1	-.8
Sporting and athletic goods	15-12	207.2	207.9	207.4	1.8	-.2	-.1	.2	.2
Tobacco products	15-2	469.2	469.3	487.1	8.0	3.8	.5	.7	.7
Mobile homes (Dec. 1974 = 100) ²	15-5	167.1	167.6	167.9	1.5	.2	.4	-.2	.2
Jewelry, platinum, & karat gold (Dec. 1978 = 100) ²	15-94-02	186.8	186.8	190.9	8.0	2.2	-1.4	-.6	2.2
Costume jewelry and novelties (Dec. 1978 = 100) ²	15-94-04	145.2	145.2	145.2	-.1	0	0	0	0
Capital equipment		303.9	310.1	311.2	2.4	.4	.3	.1	.2
Agricultural machinery and equipment	11-1	339.9	340.0	341.2	.8	.4	.1	-.1	.1
Construction machinery and equipment	11-2	367.0	370.7	370.8	1.6	0	.7	.2	-.4
Metal cutting machine tools	11-37	405.0	408.2	411.4	3.2	.8	.1	.3	.7
Metal forming machine tools	11-38	441.1	442.2	443.1	1.2	.2	.3	-.3	.2
Pumps, compressors, and equipment	11-41	363.3	363.9	364.6	2.0	.2	-.1	.1	0
Industrial material handling equipment ²	11-44	297.1	297.7	297.9	.8	.1	.1	.2	.1
Textile machinery	11-62	287.9	289.3	289.7	3.2	.1	.2	.2	-.6
Printing trades machinery ²	11-65	332.6	332.1	337.0	1.8	1.5	-.2	0	1.5
Transformers and power regulators ²	11-74	234.5	234.8	236.4	1.6	.7	1.5	-1.0	.7
Oil field and gas field machinery ²	11-91	408.6	410.5	410.4	-3.4	0	.3	.1	0
Mining machinery and equipment	11-92	382.3	381.3	383.8	.4	.7	-.1	0	.6
Office and store machines and equipment ²	11-93	154.7	155.2	156.8	1.9	1.0	.2	.1	1.0
Commercial furniture	12-2	318.3	320.9	322.6	2.5	.5	-.5	.3	.3
Light motor trucks	14-11-05	294.9	324.0	324.2	5.9	.1	.4	-.4	-.3

See footnotes at end of table.

Table 2. Producer price indexes and percent changes for selected commodity groupings by stage of processing—Continued

(1967=100 unless otherwise indicated)

Grouping	Commodity code	Unadjusted index			Unadjusted percent change to Jan. 1986 from:		Seasonally adjusted percent change from:		
		Sep. 1986 ¹	Dec. 1986 ¹	Jan. 1986 ¹	Jan. 1986	Dec. 1986	Oct. to Nov.	Nov. to Dec.	Dec. to Jan.
Capital equipment—Continued									
Heavy motor trucks	14-11-06	335.3	348.2	347.0	0.7	-0.3	0.7	0.8	-1.7
Truck trailers (June 1980=100) ²	14-14	112.9	111.9	111.9	-1.6	0	0	0	0
Civilian aircraft (Dec. 1985=100) ²	14-21-02	101.2	101.6	103.1	3.1	1.5	0	-2	1.5
Railroad equipment	14-4	364.5	364.5	364.5	-6	0	.4	.1	-4
Intermediate materials, supplies, and components		306.1	305.0	307.1	-3.2	.7	0	0	.9
Intermediate foods and feeds									
		233.2	231.7	229.7	-1.2	-9	.2	0	-1.3
Flour	02-12-03	162.3	164.5	164.6	-9.9	.1	-5	.4	0
Refined sugar (Dec. 1977=100) ²	02-53	167.5	169.1	169.2	2.5	.1	.2	.3	.1
Confectionery materials (Dec. 1977=100)	02-54	141.7	136.4	131.7	-3.9	-3.4	2.1	.9	-3.7
Crude vegetable oils	02-72	121.6	122.8	127.1	-23.3	3.5	4.2	2.3	2.4
Prepared animal feeds	02-9	202.2	200.5	199.0	-1.5	-7	.4	.9	-5
Intermediate materials less foods and feeds		311.5	310.5	312.9	-3.3	.8	0	0	1.0
Synthetic fibers (Dec. 1975=100)	03-1	149.4	148.4	148.8	-2.0	.3	.1	-.1	0
Processed yarns and threads (Dec. 1975=100)	03-2	141.5	141.2	140.3	.1	-6	.1	-.1	-.1
Gray fabrics (Dec. 1975=100)	03-3	149.5	149.7	150.0	-9	.2	.1	-.5	.3
Finished fabrics (Dec. 1975=100)	03-4	126.3	126.3	127.9	1.3	1.3	0	.1	1.1
Leather	04-2	388.4	403.5	395.3	7.3	-2.0	2.2	3.6	-3.6
Liquefied petroleum gas ²	05-32	295.9	294.2	309.0	-51.0	5.0	-4.7	-.9	5.0
Electric power	05-4	466.8	447.0	444.1	-2.7	-6	.1	.2	-1.3
Jet fuels (Feb. 1973=100) ²	05-72-03	353.9	356.0	372.6	-44.3	4.7	-1.2	2.2	4.7
No. 2 Diesel fuel (Feb. 1973=100) ²	05-73-03	360.7	357.4	401.2	-38.5	12.3	1.5	5.1	12.3
Residual fuel	05-74	419.1	479.7	528.7	-39.8	10.2	-6	4.9	13.4
Industrial chemicals	06-1	317.0	316.9	323.9	-5.2	2.2	-2	.2	1.5
Prepared paint ²	06-21	282.5	281.9	281.3	1.0	-2	0	-2	-2
Paint materials	06-22	313.4	311.9	315.8	-5.1	1.3	.2	.4	1.4
Medicinal and botanical chemicals ²	06-31	201.0	201.4	203.1	-7	.8	.3	-.3	.8
Fats and oils, inedible	06-4	192.8	224.5	252.0	-2	12.2	1.6	1.7	14.8
Mixed fertilizers	06-51	249.6	245.5	243.1	-3.2	-1.0	-8	0	-1.1
Nitrogenates	06-52-01	158.2	154.7	152.6	-16.2	-1.4	-1.8	.1	-1.0
Phosphates	06-52-02	261.9	254.3	256.3	-3.1	.8	-5	.4	.7
Other agricultural chemicals	06-53	477.7	479.0	475.1	3.0	-8	.5	.2	-.1
Plastic resins and materials	06-6	290.1	288.5	291.8	-3.0	1.1	1.2	-2.2	1.1
Synthetic rubber	07-11-02	260.3	259.0	261.8	-8.2	1.1	-1.2	.7	.8
Plastic construction products (Dec. 1969=100)	07-21	153.9	158.8	155.8	-6.7	-1.9	1.5	-1.7	-.9
Unsupported plastic film, sheet, and other shapes (Dec. 1970=100) ²	07-22	224.3	224.8	225.4	.2	.3	.3	.1	.3
Plastic parts and components for manufacturing (June 1978=100) ²	07-26	151.1	147.2	147.0	2.0	-1	0	.2	-.1
Softwood lumber	08-11	357.4	349.5	351.5	5.7	.6	1.0	-1.7	-1.3
Hardwood lumber	08-12	312.4	316.4	320.1	5.7	1.2	.6	.6	.8
Millwork	08-2	321.6	318.1	320.5	2.8	.8	-5	-5	.7
Plywood	08-3	235.9	233.7	233.3	1.7	-2	.8	-1.0	-.3
Woodpulp ²	09-11	370.8	387.4	397.1	19.0	2.5	1.2	2.2	2.5
Paper	09-13	308.6	313.4	315.2	4.6	.6	.8	.4	.4
Paperboard	09-14	274.9	278.7	286.0	8.1	2.6	.2	-.1	2.7
Paper boxes and containers	09-15-03	272.8	274.9	279.2	4.8	1.6	.3	.1	1.6
Building paper and board	09-2	262.7	262.5	262.3	3.6	-1	.6	.3	-.3
Commercial printing (June 1982=100) ²	09-37	114.2	114.6	115.4	1.6	.7	0	.2	.7
Foundry and forge shop products	10-15	361.9	363.3	363.9	0	.2	0	.6	.1
Steel mill products	10-17	350.3	349.7	353.0	1.5	.9	.1	0	1.1
Primary nonferrous metals	10-22	272.8	270.6	272.3	3.8	.6	0	-2	.3
Nonferrous mill shapes	10-25	299.8	297.4	298.8	-3.1	.5	-3	-6	.1
Nonferrous wire and cable	10-26	206.0	204.7	205.4	-6	.3	0	0	-.1
Metal containers	10-3	362.5	362.5	361.4	-1	-3	0	-.1	-.5
Hardware	10-4	306.1	305.3	303.7	-2.2	-5	-3	-.1	-.7
Plumbing fixtures and brass fittings	10-5	323.6	322.2	323.9	2.9	.5	-8	.1	.9
Heating equipment	10-6	268.9	271.7	271.5	2.6	-1	.1	.2	-.4
Fabricated structural metal products ²	10-7	316.2	316.8	315.9	.3	-3	.5	-3	-.3
Mechanical power transmission equipment ²	11-45	347.8	349.3	349.5	2.8	.1	0	0	.1
Air conditioning and refrigeration equipment (Dec. 1977=100) ²	11-48	149.2	148.9	149.5	1.0	.4	-2	-.1	.4
Metal valves, ex.fluid power (Dec. 1982=100) ²	11-49-02	107.2	107.4	107.7	1.6	.3	-1	-.1	.3
Ball and roller bearings	11-49-05	356.8	355.7	355.9	.7	.1	0	0	.3
Wiring devices	11-71	377.9	380.6	379.8	2.8	-2	.4	.2	-.3
Motors, generators, motor generator sets	11-73	353.1	352.6	352.0	.6	-2	.2	-.3	-.4
Switchgear, switchboard, etc., equipment ²	11-75	285.5	285.8	286.4	1.4	.2	-1	0	.2
Electronic components and accessories	11-78	202.9	203.1	202.8	1.6	-1	0	-.1	-.4
Internal combustion engines	11-94	351.5	353.8	353.9	1.6	0	.1	.1	-.1
Flat glass ²	13-11	232.4	233.0	234.2	1.9	.5	0	.1	.5
Portland cement	13-22-01-31	351.5	341.5	347.8	-3.5	1.8	-8	-1.3	.5
Concrete products	13-3	324.8	324.6	325.2	.1	.2	.2	.2	-.2
Asphalt felts and coatings	13-6	384.8	371.7	371.0	-8.5	-2	-1.0	-.7	.3

See footnotes at end of table.

Table 2. Producer price indexes and percent changes for selected commodity groupings by stage of processing—Continued

(1967=100 unless otherwise indicated)

Grouping	Commodity code	Unadjusted index			Unadjusted percent change to Jan. 1986 from:		Seasonally adjusted percent change from:		
		Sep. 1986 ¹	Dec. 1986 ¹	Jan. 1986 ¹	Jan. 1986	Dec. 1986	Oct. to Nov.	Nov. to Dec.	Dec. to Jan.
Intermediate materials less foods and feeds—Continued									
Gypsum products ²	13-7	341.2	347.4	344.4	-4.4	-0.9	3.1	-1.4	-0.9
Glass containers	13-8	402.1	402.0	401.1	3.1	-2	.6	.4	0
Motor vehicle parts	14-12	357.9	358.9	360.0	1.1	.3	0	.1	.5
Photographic supplies	15-42	294.7	296.2	296.6	1.5	.1	.5	.1	.2
Crude materials for further processing		275.4	274.8	284.0	-5.6	3.3	-8	-1.4	2.9
Crude foodstuffs and feedstuffs		233.5	232.8	227.1	-2.0	-2.4	-1.3	-1.2	-3.0
Wheat	01-21	153.8	168.8	168.4	-17.1	-2	-1.2	2.0	-.1
Corn	01-22-02-05	116.8	132.8	120.0	-37.1	-9.6	5.2	7.2	-10.9
Cattle	01-31	231.1	232.3	233.4	2.4	.5	1.6	-2.7	-1.3
Hogs	01-32	292.6	251.3	220.8	1.3	-12.1	-4.3	-4.9	-12.5
Live poultry	01-4	279.5	219.7	212.3	-2	-3.4	-25.7	-9.2	-2.8
Fluid milk	01-6	258.6	271.4	271.5	6.4	0	1.0	.5	.3
Soybeans	01-83-01-31	180.6	172.8	180.4	-7.5	4.4	.4	-3.3	2.9
Cane sugar, raw	02-52-01-01	293.2	294.4	299.7	5.5	1.8	1.7	-1.2	.9
Crude nonfood materials		365.6	365.1	392.9	-12.8	7.6	-1	-1.6	7.7
Raw cotton ²	01-51-01-01	106.4	179.1	195.4	-2.3	9.1	2.2	15.5	9.1
Leaf tobacco	01-92-01-01	239.6	230.8	229.1	-10.9	-7	0	1.7	.6
Cattle hides	04-11	497.9	541.7	533.8	5.4	-1.5	3.2	.6	.4
Coal ²	05-1	537.7	535.0	537.1	-.9	.4	-.3	0	.4
Natural gas ²	05-31	1078.5	1023.7	1066.8	-18.2	4.2	-1.4	-6.8	4.2
Crude petroleum ²	05-61	311.8	308.0	368.6	-40.4	19.7	-3	.2	19.7
Logs, timber, etc.(Dec. 1981 = 100) ²	08-5	89.2	90.2	90.3	-1.4	.1	.4	.2	.1
Wastepaper ²	09-12	204.4	192.4	194.6	50.7	1.1	-1.2	-6.0	1.1
Iron ore ²	10-11	243.5	243.3	247.7	-6.0	1.8	-6	1.0	1.8
Iron and steel scrap	10-12	256.1	257.4	262.4	1.9	1.9	2.2	.2	-1.1
Copper base scrap	10-23-01	125.7	127.3	128.6	1.9	1.8	1.5	1.8	2.2
Aluminum base scrap	10-23-02	393.1	393.1	400.0	13.1	1.8	2.6	2.6	.5
Construction sand, gravel, and crushed stone	13-21	319.0	319.1	321.4	2.7	.7	.5	.2	-.2

NOTE: Seasonally adjusted data shown may differ from those previously reported. See footnote 1 on table A.

Table 3. Producer price indexes for selected stage-of-processing groupings, seasonally adjusted

(1967 = 100)

Year and month	Index									
	Finished goods	Finished consumer foods	Finished consumer goods excluding foods	Capital equipment	Intermediate materials	Intermediate foods and feeds	Intermediate materials excluding foods	Crude materials	Crude foodstuffs and feedstuffs	Crude nonfood materials
1982:										
January	277.5	256.3	285.0	275.5	311.7	239.2	317.1	318.6	245.8	475.6
February	277.3	257.2	284.5	274.4	311.2	240.7	316.5	319.4	248.1	473.1
March	277.2	256.7	284.0	275.8	310.2	239.9	315.5	318.5	248.8	488.7
April	277.7	259.8	283.3	276.6	309.5	242.4	314.5	320.1	252.5	466.1
May	277.7	261.7	282.1	277.9	309.5	244.8	314.3	325.6	258.7	470.0
June	280.0	263.4	285.0	279.3	309.9	245.4	314.7	325.3	257.6	471.6
July	281.1	259.6	288.2	280.3	310.4	241.9	315.5	321.6	250.5	475.1
August	282.3	259.5	289.9	281.4	310.1	238.8	315.3	318.8	246.8	473.9
September	282.7	259.4	290.5	282.1	310.4	236.5	315.8	316.8	243.1	475.2
October	283.4	259.2	291.7	282.4	310.2	234.1	315.8	315.4	240.7	476.2
November	284.6	259.2	293.6	283.0	310.6	234.8	316.2	318.3	240.9	480.1
December	285.7	259.6	294.8	284.7	310.8	235.6	316.4	315.6	241.1	475.9
1983:										
January	283.4	257.8	291.2	284.3	309.8	236.3	315.2	313.5	241.3	468.8
February	283.6	259.7	290.3	284.9	310.1	239.8	315.3	318.1	248.0	469.2
March	283.3	260.2	289.2	285.6	309.3	240.0	314.4	320.3	249.0	474.1
April	283.5	262.2	288.7	285.6	308.5	244.4	313.3	323.4	254.0	473.2
May	284.4	262.3	289.9	286.2	309.7	243.7	314.6	323.1	252.3	475.7
June	285.3	261.5	291.8	286.8	311.1	242.7	316.3	322.8	249.5	480.7
July	285.2	260.1	292.1	287.3	312.1	242.5	317.3	319.3	244.6	480.3
August	286.1	260.7	293.1	288.4	313.3	250.0	318.0	327.3	255.4	482.3
September	286.9	263.5	293.1	288.6	315.2	262.2	319.3	330.1	259.5	482.5
October	287.1	265.9	292.1	289.1	316.0	258.6	320.3	329.4	260.5	477.9
November	286.4	263.6	291.8	289.5	315.9	258.0	320.3	326.6	255.8	479.2
December	287.3	265.5	292.3	290.2	316.4	257.7	320.9	329.9	260.1	480.5
1984:										
January	288.9	271.1	292.3	290.9	316.8	260.1	321.1	332.0	264.1	478.7
February	289.8	272.3	293.0	291.6	317.9	256.2	322.5	330.3	258.1	485.9
March	291.0	274.7	294.0	292.1	319.5	259.1	324.1	337.4	268.4	486.4
April	291.6	273.1	295.0	294.0	320.3	259.3	324.9	337.3	266.2	490.8
May	291.4	271.6	295.7	293.6	320.9	259.7	325.6	335.6	262.2	493.9
June	291.3	271.6	295.3	293.8	321.4	257.0	326.3	332.5	257.8	493.3
July	291.8	274.9	294.4	294.5	320.9	253.6	325.9	333.4	260.8	489.9
August	291.2	274.0	293.5	295.0	320.3	250.9	325.5	330.0	257.0	487.4
September	291.4	273.8	293.5	295.8	319.9	247.5	325.3	328.1	255.9	483.7
October	290.9	273.3	293.2	294.8	320.3	244.8	325.9	323.5	251.5	478.5
November	291.8	273.6	294.3	294.6	320.6	245.1	326.2	324.3	255.4	473.2
December	291.9	274.2	294.4	295.4	320.3	243.6	326.0	322.8	255.2	468.7
1985:										
January	291.8	272.6	294.4	297.0	320.3	240.1	326.2	317.0	249.7	462.2
February	291.9	273.6	293.5	298.7	319.1	240.1	324.9	316.1	247.5	464.1
March	292.0	272.4	294.0	299.3	318.6	237.9	324.5	311.7	241.5	463.0
April	293.6	271.4	297.5	299.4	319.4	235.6	325.5	309.7	237.0	466.3
May	294.4	269.3	299.7	300.0	320.1	231.7	326.6	307.9	233.3	468.5
June	294.0	269.3	298.8	300.5	319.0	231.6	325.4	305.8	232.3	464.1
July	294.5	271.1	298.7	300.7	318.4	230.4	324.8	303.9	230.2	462.2
August	293.7	268.8	298.1	301.4	317.8	227.0	324.4	296.9	222.3	457.0
September	291.7	266.4	296.3	299.7	317.1	225.0	323.8	293.0	218.1	453.8
October	293.9	270.2	297.4	302.4	317.3	229.6	323.8	300.9	230.3	452.8
November	295.6	273.5	298.8	303.2	317.8	232.1	324.1	304.6	237.8	448.8
December	297.0	275.9	299.9	303.5	318.4	232.7	324.7	303.7	238.1	445.6
1986:										
January	295.9	273.7	298.9	303.5	317.9	231.4	324.2	298.8	230.0	447.3
February	291.5	270.0	292.3	303.8	313.8	229.1	320.0	287.3	224.8	422.4
March	288.9	270.5	286.8	304.3	310.3	228.4	316.4	280.9	223.3	405.2
April	287.4	271.7	282.9	305.1	307.3	227.2	313.2	273.2	218.6	391.2
May	288.8	275.5	283.6	305.5	306.8	229.1	312.5	279.1	228.4	389.0
June	289.4	275.9	284.2	306.1	306.6	229.4	312.3	277.2	226.5	387.2
July	287.2	279.6	277.9	306.3	304.7	229.6	310.3	276.7	232.2	372.6
August	288.3	283.5	277.9	306.6	304.5	232.2	309.9	277.2	238.6	359.8
September	289.1	283.3	279.1	307.6	305.7	232.6	311.1	276.8	236.1	364.3
October	289.9	285.1	279.3	308.9	304.8	231.1	310.3	280.5	239.7	368.2
November	290.2	285.2	279.4	309.9	304.8	231.5	310.3	278.2	236.6	367.7
December	289.9	284.1	279.3	310.1	304.8	231.4	310.2	274.4	233.8	361.7
1987:										
January	291.7	279.0	285.1	310.8	307.6	228.5	313.4	282.3	226.7	389.5

NOTE: Seasonally adjusted data for the period from January 1982 through December 1986 have been revised. See "Recalculation of seasonal adjustment factors," page 11.

Table 4. Producer price indexes for the net output of major industry groups

Industry ¹	Industry code	Index base	Index			Unadjusted percent change to Jan. 1987 from —	
			Sep. 1986 ²	Dec. 1986 ²	Jan. 1987 ²	Jan. 1986	Dec. 1986
Total mining industries		12/84	70.8	69.0	73.4	-22.2	6.4
Metal mining	10	12/84	90.9	94.2	97.6	8.1	3.6
Anthracite mining	11	12/85	97.8	98.8	99.0	-1.1	.2
Bituminous coal and lignite mining	12	12/85	99.2	98.7	99.2	-.9	.5
Oil and gas extraction	13	12/85	68.5	66.0	71.1	-28.7	7.7
Mining and quarrying of non-metallic minerals, except fuels	14	12/84	104.7	104.1	104.6	1.4	.5
Total manufacturing industries		12/84	97.5	98.2	99.0	-2.3	.8
Food and kindred products	20	12/84	101.5	101.5	100.9	1.1	-.6
Tobacco manufactures	21	12/84	118.5	118.0	122.8	9.0	4.1
Textile mill products	22	12/84	100.2	100.4	101.1	1.1	.7
Apparel and other finished products made from fabrics and similar materials	23	12/84	102.2	102.3	102.5	.5	.2
Lumber and wood products, except furniture	24	12/84	102.5	102.0	102.3	2.8	.3
Furniture and fixtures	25	12/84	104.1	104.7	104.8	1.7	.1
Paper and allied products	26	12/84	100.3	101.4	102.2	4.3	.8
Printing, publishing, and allied industries	27	12/84	108.2	108.9	110.3	3.4	1.3
Chemicals and allied products	28	12/84	99.8	99.6	100.2	-1.0	.6
Petroleum refining and related products	29	12/84	60.0	58.0	62.8	-34.7	8.3
Rubber and miscellaneous plastic products	30	12/84	100.3	100.1	100.2	-.2	.1
Leather and leather products	31	12/84	103.2	103.9	104.2	1.8	.3
Stone, clay, glass, and concrete products	32	12/84	103.9	103.8	104.1	.7	.3
Primary metal industries	33	12/84	97.2	97.1	97.7	.7	.6
Fabricated metal products, except machinery and transportation equipment	34	12/84	100.9	101.1	101.1	.1	0
Machinery, except electrical	35	12/84	102.2	102.5	102.8	1.3	.3
Electrical and electronic machinery, equipment, and supplies	36	12/84	102.6	102.7	102.9	1.5	.2
Transportation equipment	37	12/84	101.5	107.0	107.1	3.7	.1
Measuring and controlling instruments; photographic, medical, and optical goods; watches and clocks	38	12/84	102.8	103.3	103.8	2.0	.5
Miscellaneous manufacturing industries	39	12/85	101.9	102.0	102.4	1.8	.4
Services Industries							
Pipe lines, except natural gas	46	12/86	(³)	100.0	100.0	(³)	0

¹ Indexes in this table are derived from the net-output-weighted industry price indexes shown in table 5. Because of differences in coverage and aggregation methodology, they will generally not match the movements of similarly-titled indexes which are derived from traditional commodity groupings shown in table 6.

² Data for September 1986 have been revised to reflect the availability of late reports and corrections by respondents. All data are subject to revision 4 months after original publication. Data are not seasonally adjusted.

³ Not available.

Table 5. Producer price indexes for the net output of selected industries and their products

Industry and product ¹	Industry code	Product code	Index base	Index			Unadjusted percent change to Jan. 1987 from —	
				Sep. 1986 ²	Dec. 1986 ²	Jan. 1987 ²	Jan. 1986	Dec. 1986
Total mining industries			12/84	70.8	69.0	73.4	-22.2	6.4
Metal mining	10		12/84	90.9	94.2	97.6	8.1	3.6
Iron ores	1011		12/84	85.6	84.4	85.8	-8.6	1.7
Primary products		1011-P	12/84	87.1	86.1	87.7	-7.2	1.9
Iron ores		1011-1	12/84	87.1	86.1	87.7	-7.2	1.9
Ores, Great Lakes area		1011-12	12/84	86.6	86.6	86.6	-7.4	0
Pellets		1011-122	12/84	84.9	84.9	84.9	-8.4	0
Ores, all areas excl. Great Lakes		1011-13	12/84	88.9	(³)	(³)	(³)	(³)
Gold and silver ores	104		12/84	78.7	76.0	77.2	3.1	1.6
Gold ores	1041		06/85	108.1	107.4	116.3	20.0	8.3
Primary products		1041-P	06/85	108.1	107.4	116.3	20.0	8.3
Gold mill bullion, including dore		1041-4	06/85	108.9	107.9	117.2	22.3	8.6
Gold mill bullion, including dore		1041-401	06/85	108.9	107.9	117.2	22.3	8.6
Silver ores	1044		12/83	65.2	60.7	56.1	-16.0	-7.6
Primary products		1044-P	12/83	65.2	60.7	56.1	-16.0	-7.6
Silver concentrates		1044-5	12/83	66.8	62.0	56.0	-17.5	-9.7
Silver concentrates		1044-501	12/83	66.8	62.0	56.0	-17.5	-9.7
Bauxite and other aluminum ores	1051		12/85	98.9	96.0	95.1	(³)	-9
Primary products		1051-P	12/85	98.9	96.0	95.1	(³)	-9
Metal mining services	1081		12/85	100.1	100.4	100.0	0	-4
Primary products		1081-P	12/85	100.1	100.5	100.0	0	-5
Prospect and test drilling		1081-803	12/85	100.7	100.7	100.7	.7	0
Miscellaneous metal ores	109		12/85	98.1	97.7	97.6	-2.5	-1
Uranium - radium - vanadium ores	1094		12/85	97.8	97.6	97.6	-2.7	0
Primary products		1094-P	12/85	97.8	97.5	97.6	-2.7	.1
Concentrates and precipitates		1094-2	12/85	97.3	97.2	97.2	-3.2	0
Uranium concentrates & precipitates		1094-212	12/85	97.1	96.9	96.9	-3.5	0
Metal ores, n.e.c.	1099		12/85	99.9	98.8	98.1	-5	-7
Primary products		1099-P	12/85	99.9	98.8	98.1	-5	-7
Other crude ores and concentrates, such as antimony, rare-earth metals, beryllium, and tin		1099-103	12/85	94.9	94.9	92.6	-2.0	-2.4
Anthracite mining	11		12/85	97.8	98.8	99.0	-1.1	.2
Anthracite	1111		12/79	147.3	148.9	149.1	-1.1	.1
Primary products		1111-P	12/79	148.9	150.2	150.4	-.9	.1
Prepared anthracite shipped		1111-2	12/79	147.8	149.4	149.6	-1.2	.1
Bituminous coal and lignite mining	12		12/85	99.2	98.7	99.2	-.9	.5
Bituminous coal and lignite	1211		12/81	103.2	102.8	103.3	-.9	.5
Primary products		1211-P	12/81	103.1	103.8	104.1	-1.4	.3
Prepared		1211-A	12/81	102.2	101.8	102.3	-1.1	.5
Steam electric utilities		1211-2	12/81	107.7	107.2	107.9	-.3	.7
North Appalachia		1211-211	12/81	104.7	104.0	103.9	-2.4	-.1
Spot		1211-2118	12/81	101.0	96.8	96.9	-7.2	.1
Underground mine		1211-21181	12/86	(³)	(³)	(³)	(³)	(³)
Surface mine		1211-21182	12/86	(³)	100.0	102.8	(³)	2.8
Contract		1211-2119	12/81	105.3	105.0	105.0	-1.7	0
Underground mine		1211-21191	12/86	(³)	100.0	100.0	(³)	0
Surface mine		1211-21192	12/86	(³)	100.0	100.3	(³)	.3
South Appalachia		1211-212	12/81	98.5	97.5	98.7	-2.1	1.2
Spot		1211-2128	05/82	85.8	(³)	86.0	(³)	(³)
Underground mine		1211-21281	12/86	(³)	100.0	102.6	(³)	2.6
Contract		1211-2129	12/81	100.5	99.6	100.7	-1.9	1.1
Underground mine		1211-21291	12/86	(³)	100.0	100.8	(³)	.8
Surface mine		1211-21292	12/86	(³)	100.0	101.6	(³)	1.6
Midwest		1211-213	12/81	109.4	109.7	108.8	-1.2	-.8
Spot		1211-2138	12/81	108.5	108.5	106.8	(³)	-1.6
Surface mine		1211-21382	12/86	(³)	100.0	98.0	(³)	-2.0
Contract		1211-2139	12/81	109.5	109.9	109.1	-1.7	-.7
Underground mine		1211-21391	12/86	(³)	100.0	96.6	(³)	-3.4
Surface mine		1211-21392	12/86	(³)	100.0	100.1	(³)	.1
West		1211-214	12/81	118.2	117.4	119.8	3.9	2.0
Spot		1211-2148	12/86	(³)	100.0	98.2	(³)	-1.8
Contract		1211-2149	12/81	118.2	117.4	119.9	4.0	2.1
Underground mine		1211-21491	12/86	(³)	100.0	105.2	(³)	5.2
Surface mine		1211-21492	12/86	(³)	100.0	101.5	(³)	1.5
Metallurgical/coke producer		1211-3	12/81	83.0	82.4	83.3	-3.8	1.1
Spot		1211-3168	12/86	(³)	100.0	99.4	(³)	-.6

See footnotes at end of table.

Table 5. Producer price indexes for the net output of selected industries and their products—Continued

Industry and product ¹	Industry code	Product code	Index base	Index			Unadjusted percent change to Jan. 1987 from —	
				Sep. 1986 ²	Dec. 1986 ²	Jan. 1987 ²	Jan. 1986	Dec. 1986
Bituminous coal and lignite—Continued								
Contract		1211-3169	12/86	(?)	100.0	101.4	(?)	1.4
All other industrial		1211-4	12/81	95.9	95.6	95.0	-4.0	-6
North Appalachia		1211-411	12/81	87.7	87.7	87.5	(?)	-2
Spot		1211-4118	06/85	(?)	(?)	79.9	(?)	(?)
Contract		1211-4119	12/81	(?)	(?)	88.6	(?)	(?)
South Appalachia		1211-412	12/81	92.2	92.4	92.4	-1.5	.0
Spot		1211-4128	12/84	(?)	(?)	87.5	(?)	(?)
Contract		1211-4129	12/81	94.6	(?)	94.8	.3	(?)
Midwest		1211-413	12/81	(?)	(?)	110.4	(?)	(?)
Spot		1211-4138	06/85	(?)	(?)	109.6	(?)	(?)
Contract		1211-4139	12/81	(?)	(?)	108.3	(?)	(?)
West		1211-414	05/84	90.8	88.6	88.9	-11.0	.3
Spot		1211-4148	12/86	(?)	100.0	99.9	(?)	-1
Contract		1211-4149	05/84	(?)	(?)	88.9	(?)	(?)
Residential and commercial		1211-5	12/86	(?)	100.0	100.0	(?)	0
Export		1211-6	04/82	75.7	75.8	(?)	(?)	(?)
Unprepared		1211-1	12/81	106.2	110.3	108.3	-4.0	-1.8
For preparation at other establishments		1211-101	12/81	101.0	108.3	102.9	-8.9	-5.0
For use without preparation		1211-102	12/81	114.4	113.4	113.5	.9	.1
Intracompany shipments		1211-8	12/86	(?)	100.0	100.9	(?)	.9
Bituminous coal and lignite mining services								
Primary services	1213	1213-P	06/85	100.2	100.0	100.2	1.1	.2
Exploration and development work		1213-1	06/85	102.5	102.5	102.5	(?)	0
Drilling		1213-12	06/85	99.5	99.5	99.5	(?)	0
Other bituminous coal and lignite mining services		1213-3	06/85	90.8	89.4	89.7	.9	.3
Oil and gas extraction								
Crude petroleum and natural gas	13		12/85	68.5	66.0	71.1	-28.7	7.7
Crude petroleum and natural gas								
Primary products	1311	1311-P	06/84	60.7	58.5	64.6	-29.6	10.4
Crude petroleum		1311-1	06/84	60.6	58.5	64.6	-29.6	10.4
Natural gas		1311-5	06/84	46.3	45.7	54.7	-40.4	19.7
Sales to interstate pipelines		1311-53201	06/84	75.7	71.9	74.9	-18.2	4.2
Sales to intrastate pipelines		1311-53202	06/84	79.9	72.9	76.8	-14.2	5.3
Natural gas liquids								
Primary products	1321	1321-P	06/84	69.9	67.0	70.0	-25.5	4.5
Natural gas liquids		1321-2	06/84	69.8	67.0	69.9	-25.6	4.3
Plant condensate		1321-211	06/84	47.1	48.2	50.9	-50.4	5.6
Ethane		1321-215	06/84	31.2	34.1	35.8	-54.3	5.0
Natural gasoline		1321-222	06/84	57.4	59.0	60.3	-28.5	2.2
Propane		1321-231	06/84	35.4	43.1	46.4	-50.1	7.7
Butane		1321-232	06/84	55.4	50.5	50.4	-50.1	-2
Gas mixtures		1321-234	06/84	43.8	44.6	50.8	-59.3	13.9
Other natural gas liquids		1321-234	06/84	42.6	47.2	47.9	-51.9	1.5
		1321-298	06/84	42.7	47.3	49.1	-57.3	3.8
Oil and gas field services								
Oil and gas field services	138		12/85	88.9	86.8	86.8	-13.0	0
Drilling oil and gas wells								
Primary products	1381	1381-P	12/85	88.5	85.5	85.0	-15.0	-6
Offshore drilling		1381-7	12/85	88.5	85.2	85.0	-15.0	-2
Drilling oil, gas, dry and service wells		1381-701	12/85	73.7	73.8	66.1	-33.2	-10.4
Onshore drilling		1381-9	12/85	73.7	73.8	66.1	-33.2	-10.4
Drilling oil, gas, dry and service wells		1381-901	12/85	91.3	87.3	88.4	-11.8	1.3
Oil and gas exploration services								
Primary products	1382	1382-P	12/85	75.3	72.5	72.7	-27.3	.3
Geophysical exploration		1382-801	12/85	74.6	72.1	72.2	-27.8	.1
Land		1382-80101	12/85	74.6	72.1	72.2	-27.8	.1
Oil and gas field services, n.e.c.								
Primary products	1389	1389-P	12/85	91.5	90.4	90.7	-8.8	.3
Offshore field services, n.e.c.		1389-7	12/85	91.3	90.5	90.7	-8.8	.2
Well surveying and well logging		1389-704	12/85	87.1	87.0	86.8	(?)	-2
Other oil and gas field services		1389-736	12/85	84.2	(?)	84.2	(?)	(?)
Onshore field services, n.e.c.		1389-9	12/85	88.1	(?)	88.1	(?)	(?)
Cementing wells		1389-901	12/85	92.1	91.2	91.4	-8.0	.2
Acidizing and other chemical treatment of wells, excluding hydraulic fracturing		1389-902	12/85	93.2	93.2	93.2	-6.8	0
Perforating well casing		1389-903	12/85	98.4	98.4	98.4	-1.6	0
Well surveying and well logging		1389-904	12/85	82.1	(?)	74.2	(?)	(?)
Running, cutting, and pulling casing, tubes and rods		1389-914	12/85	90.7	88.5	88.9	-10.2	.5
Installing production equipment, such as wellhead fittings, pumps, and engines		1389-915	12/85	93.0	91.7	91.4	-8.2	-3
Cleaning out, bailing out, or swabbing wells		1389-925	12/85	91.9	91.9	92.8	-7.5	1.0
Pumping wells but not operating leases		1389-935	12/85	90.4	89.4	89.5	-10.5	.1
Other oil and gas field services		1389-936	12/85	93.9	93.9	93.9	-6.1	0
Secondary products		1389-S	12/85	93.0	92.7	92.8	-6.6	.1
Drilling oil and gas wells		1381-S	12/85	97.2	93.1	94.8	-5.2	1.8
Other secondary products		1381-S	12/85	95.3	90.4	91.3	-8.7	1.0
		1389-SSS	12/85	100.0	(?)	100.0	(?)	(?)

See footnotes at end of table.

Table 5. Producer price indexes for the net output of selected industries and their products—Continued

Industry and product ¹	Industry code	Product code	Index base	Index			Unadjusted percent change to Jan. 1987 from —	
				Sep. 1986 ²	Dec. 1986 ²	Jan. 1987 ²	Jan. 1986	Dec. 1986
Mining and quarrying of non-metallic minerals, except fuels	14		12/84	104.7	104.1	104.6	1.4	0.5
Dimension stone	1411		06/85	105.7	105.7	105.7	4.9	0
Rough dimension granite		1411-501	06/85	103.5	103.5	103.5	3.3	0
Other rough dimension stone		1411-901	06/85	105.7	105.7	105.7	3.1	0
Crushed and broken stone, including riprap	142		12/84	107.4	107.3	108.0	2.4	.7
Crushed and broken limestone	1422		12/83	110.2	110.2	111.0	2.3	.7
Primary products		1422-P	12/83	111.0	110.9	111.9	2.6	.9
Limestone and related rocks		1422-111						
East North Central region		1422-11101	12/83	111.2	111.6	112.2	2.3	.5
West North Central region		1422-11102	12/83	109.4	109.6	110.0	3.6	.4
Other regions		1422-11103	12/83	111.7	111.3	112.6	2.1	1.2
Secondary products		1422-S	12/83	100.0	100.5	100.8	-3	.3
Crushed and broken granite, n.e.c.	1423		12/83	115.9	115.8	116.0	3.0	.2
Primary products		1423-P	12/83	115.9	115.8	116.0	2.9	.2
Granite and related rocks		1423-111						
South Atlantic region		1423-11101	12/83	116.0	115.9	116.1	3.2	.2
Other regions		1423-11102	12/83	115.8	115.8	115.9	2.5	.1
Secondary products		1423-S	12/83	112.0	111.2	111.6	-5	.4
Crushed and broken stone, n.e.c.	1429		12/83	114.5	114.0	114.8	2.2	.7
Primary products		1429-P	12/83	114.7	114.3	115.1	2.2	.7
Traprock		1429-11111	12/83	119.3	119.3	119.3	1.4	0
Sandstone		1429-11112	12/83	103.1	99.3	99.3	-3.7	0
Other, (slate, volcanic rock, etc.)		1429-11114	12/83	113.6	114.5	117.9	5.6	3.0
Secondary products		1429-S	12/83	111.3	110.4	111.1	3.3	.6
Sand and gravel	144		12/84	106.0	106.1	106.7	2.4	.6
Construction sand and gravel	1442		06/82	111.7	112.1	112.8	2.6	.6
Primary products		1442-P	06/82	111.9	112.3	113.1	3.0	.7
Construction sand		1442-3	06/82	111.3	112.2	113.1	2.4	.8
Northeast region		1442-3A	06/82	119.8	119.8	120.5	3.8	.6
New England		1442-31	06/82	127.5	127.5	130.4	13.4	2.3
Concrete aggregate and concrete products		1442-311	06/82	139.3	139.3	(³)	(³)	(³)
Mid-Atlantic		1442-32	06/82	117.4	117.4	117.4	.9	0
Concrete aggregate and concrete products		1442-321	06/82	108.3	108.3	116.7	7.8	7.8
Fill, road base and other		1442-325	06/82	129.5	(³)	117.5	-7.6	(³)
North Central region		1442-3B	06/82	111.2	111.7	111.7	2.9	0
East North Central		1442-33	06/82	112.2	112.9	112.9	4.2	0
Concrete aggregate and concrete products		1442-331	06/82	109.8	110.1	110.1	2.1	0
Asphaltic and other aggregate and bituminous paving mixture		1442-333	06/82	114.4	114.4	114.4	.6	0
Fill, road base and other		1442-335	06/82	114.5	(³)	116.2	9.4	(³)
West North Central		1442-34						
Concrete aggregate and concrete products		1442-341	06/82	111.3	111.3	111.3	0	0
Fill, road base and other		1442-345	07/82	105.7	(³)	(³)	(³)	(³)
South region		1442-3C	06/82	104.2	104.6	104.8	1.0	.2
South Atlantic		1442-35	06/82	113.0	115.0	114.6	1.4	-3
Concrete aggregate and concrete products		1442-351	06/82	114.6	116.5	116.2	1.4	-3
East South Central		1442-36						
Concrete aggregate and concrete products		1442-361	06/82	102.3	102.3	102.3	0	0
West South Central		1442-37	06/82	92.7	91.0	92.3	1.0	1.4
Concrete aggregate and concrete products		1442-371	06/82	90.8	88.9	90.2	1.5	1.5
West region		1442-3D	06/82	112.9	116.0	119.8	2.4	3.3
Mountain		1442-38	06/82	72.8	88.4	(³)	(³)	(³)
Concrete aggregate and concrete products		1442-381	06/82	63.7	63.7	(³)	(³)	(³)
Pacific		1442-39	06/82	123.1	123.1	127.9	3.9	3.9
Concrete aggregate and concrete products		1442-391	06/82	119.5	119.5	124.0	2.1	3.8
Fill, road base and other		1442-395	06/82	125.2	125.2	127.8	4.0	2.1
Construction gravel		1442-5	06/82	112.4	112.5	113.0	3.5	.4
Northeast region		1442-5A	06/82	122.8	122.8	123.0	2.9	.2
New England		1442-51	06/82	134.9	134.9	134.9	3.9	0
Concrete aggregate and concrete products		1442-511	06/82	131.5	131.5	131.5	2.1	0
Fill, road base and other		1442-515	06/82	139.0	139.0	139.0	6.1	0
Mid-Atlantic		1442-52	06/82	114.6	114.6	114.8	2.0	.2
Concrete aggregate and concrete products		1442-521	06/82	113.2	113.2	113.6	.3	.4
Fill, road base and other		1442-525	06/82	119.6	119.6	119.6	4.5	0
North Central region		1442-5B	06/82	112.5	112.8	113.3	5.6	.4
East North Central		1442-53	06/82	111.8	112.2	112.4	7.0	.2
Concrete aggregate and concrete products		1442-531	06/82	105.3	105.7	105.7	1.6	0
Asphaltic and other aggregate and bituminous paving mixture		1442-533	06/82	99.9	99.9	99.9	1.1	0
Fill, road base and other		1442-535	06/82	127.9	128.6	129.1	17.4	.4
West North Central		1442-54	06/82	114.3	(³)	115.8	2.0	(³)
Concrete aggregate and concrete products		1442-541	06/82	121.9	(³)	124.3	2.1	(³)
Asphaltic and other aggregate and bituminous paving mixture		1442-543	06/82	105.5	(³)	107.5	1.9	(³)
Fill, road base and other		1442-545	06/82	107.5	(³)	(³)	(³)	(³)
South region		1442-5C	06/82	111.0	111.5	111.6	1.4	.1

See footnotes at end of table.

Table 5. Producer price indexes for the net output of selected industries and their products—Continued

Industry and product ¹	Industry code	Product code	Index base	Index			Unadjusted percent change to Jan. 1987 from —	
				Sep. 1986 ²	Dec. 1986 ²	Jan. 1987 ²	Jan. 1986	Dec. 1986
Construction sand and gravel—Continued								
South Atlantic		1442-55	06/82	117.2	117.2	117.2	3.1	0
Asphaltic and other aggregate and bituminous paving mixture		1442-553	06/82	120.5	120.5	120.5	0	0
Fill, road base and other		1442-555	06/82	105.6	105.6	105.6	2.9	0
East South Central		1442-56	06/82	103.8	103.8	104.2	1.1	.4
Concrete aggregate and concrete products		1442-561	06/82	102.0	102.0	102.0	1.1	.0
Fill, road base and other		1442-565	06/82	101.5	101.5	101.5	0	0
West South Central		1442-57	06/82	109.6	110.6	110.6	.1	0
Concrete aggregate and concrete products		1442-571	06/82	115.0	115.7	115.7	.7	0
West region		1442-5D	06/82	107.4	106.5	108.0	3.3	1.4
Mountain		1442-58	06/82	108.8	106.2	106.3	5.5	.1
Concrete aggregate and concrete products		1442-581	06/82	108.5	108.5	(³)	(³)	(³)
Pacific		1442-59	06/82	106.8	106.7	108.9	2.4	2.1
Concrete aggregate and concrete products		1442-591	06/82	117.4	117.2	120.0	4.2	2.4
Asphaltic and other aggregate and bituminous paving mixture		1442-593	06/82	94.0	94.0	97.1	-9.2	3.3
Fill, road base and other		1442-595	06/82	97.7	97.7	98.7	5.6	1.0
Miscellaneous receipts		1442-M	06/82	108.7	108.7	108.7	.4	0
Contract work and other miscellaneous receipts		1442-XY9	06/82	117.7	117.7	117.7	4.0	0
Secondary products		1442-S	06/82	105.5	105.5	105.5	-6.5	0
Industrial sand	1446		06/82	108.7	107.8	108.0	1.8	.2
Primary products		1446-P	06/82	108.4	107.4	107.6	1.8	.2
Glass sand		1446-1	06/82	111.6	109.4	110.0	-.2	.5
Molding sand		1446-5	06/82	112.9	112.9	112.9	6.7	0
Other industrial sand, n.e.c.		1446-9	06/82	101.7	101.1	101.2	.3	.1
Abrasive sand, including blast sand		1446-90101	06/82	109.1	109.1	109.1	2.2	0
Hydraulic fracture sand		1446-90103	06/82	74.3	73.2	73.2	-2.5	0
Other industrial sand, n.e.c.		1446-90109	06/82	123.5	122.9	122.9	.8	0
Secondary products		1446-S	06/82	119.1	119.2	120.2	1.6	.8
Clay, ceramic, and refractory minerals	145		12/84	102.4	102.3	103.1	1.4	.8
Bentonite	1452		06/84	98.9	97.8	97.9	-1.7	.1
Primary products		1452-P	06/84	98.9	97.8	97.9	-1.6	.1
Prepared bentonite		1452-201	06/84	98.8	97.7	97.8	-1.7	.1
Mountain region		1452-20111	06/84	96.5	94.7	94.8	-2.6	.1
Other regions		1452-20113	06/84	99.3	99.3	99.3	-.9	0
Secondary products		1452-S	06/84	98.8	98.8	98.8	-1.3	0
Fire clay	1453		12/84	93.1	93.1	93.1	1.5	0
Primary products		1453-P	12/84	93.1	93.1	93.1	1.5	0
Crude fire clay		1453-101	12/84	112.1	112.1	(³)	(³)	(³)
Secondary products		1453-S	12/84	100.0	100.0	(³)	(³)	(³)
Fuller's earth	1454		06/84	107.7	(³)	108.8	1.0	(³)
Primary products		1454-P	06/84	107.7	(³)	108.8	1.0	(³)
Kaolin and ball clay	1455		06/84	104.3	103.8	105.2	2.3	1.3
Primary products		1455-P	06/84	104.2	103.7	105.1	2.2	1.4
Prepared kaolin and ball clay		1455-201	06/84	104.3	103.8	105.2	2.3	1.3
Clay and related minerals, n.e.c.	1459		06/84	106.1	107.9	107.8	1.2	-.1
Primary products		1459-P	06/84	106.1	108.0	107.9	1.1	-.1
Feldspar		1459-A						
Prepared		1459-211	06/84	104.6	106.1	106.1	2.3	0
Common clay and shale		1459-B	06/84	110.3	110.3	110.3	-2.0	0
Prepared		1459-221	06/84	111.0	111.0	111.0	-2.3	0
Other clay and related materials		1459-C	06/84	103.4	107.0	106.7	3.2	-.3
Prepared		1459-223	06/84	103.6	107.3	107.3	3.6	0
Secondary products		1459-S	06/84	104.1	104.1	104.1	3.5	0
Chemical and fertilizer mineral mining	147		12/84	100.5	98.5	98.5	-1.2	0
Barite	1472		12/84	90.8	85.4	82.4	-19.9	-3.5
Primary products		1472-P	12/84	90.8	85.4	82.4	-19.9	-3.5
Prepared barite		1472-201	12/84	89.3	83.0	79.4	-21.4	-4.3
Potash, soda, and borate minerals	1474		12/84	98.1	95.6	97.0	-.9	1.5
Primary products		1474-P	12/84	97.8	95.2	96.6	-1.0	1.5
Processed or refined potassium salts		1474-201	12/84	83.7	75.2	78.1	-6.1	3.9
Natural sodium carbonates		1474-301	12/84	105.1	103.9	105.1	.4	1.2
Phosphate rock	1475		12/82	90.8	89.5	88.5	.9	-1.1
Primary products		1475-P	12/82	91.0	89.8	88.7	.8	-1.2
Processed phosphate rock		1475-2	12/82	90.8	89.5	88.9	1.8	-.7
Dried phosphate rock		1475-206	12/82	88.7	86.9	86.0	2.7	-1.0
66-70% BPL		1475-20602	12/82	86.7	84.3	83.2	3.6	-1.3
Rock salt	1476		12/84	102.2	104.4	103.8	2.4	-.6
Primary products		1476-P	12/84	102.3	104.4	104.0	2.9	-.4

See footnotes at end of table.

Table 5. Producer price indexes for the net output of selected industries and their products—Continued

Industry and product ¹	Industry code	Product code	Index base	Index			Unadjusted percent change to Jan. 1987 from —	
				Sep. 1986 ²	Dec. 1986 ²	Jan. 1987 ²	Jan. 1986	Dec. 1986
Rock salt—Continued								
Rock salt		1476-101	12/84	102.3	104.4	104.0	2.9	-0.4
Southern region rock salt		1476-10101	12/84	107.2	107.3	107.1	3.1	-2
Northern region rock salt		1476-10102	12/84	97.3	97.7	97.1	-2.1	-6
Sulfur	1477		12/84	103.0	(³)	99.5	-4.1	(³)
Primary products		1477-P	12/84	103.0	(³)	99.5	-4.1	(³)
Frasch process sulfur		1477-101	12/84	103.0	(³)	99.5	-4.1	(³)
Non-metallic minerals (except fuels) services	1481		06/85	107.5	99.5	106.9	7.7	7.4
Primary products		1481-P	06/85	108.5	99.7	107.8	8.5	8.1
Open-pit or quarry mining for others		1481-804	06/85	100.1	97.4	97.4	-2.6	0
Miscellaneous nonmetallic minerals, except fuels	149		12/84	109.4	108.5	108.9	1.3	.4
Gypsum mining	1492		12/84	107.8	96.1	97.5	-6.0	1.5
Primary products		1492-P	12/84	107.8	96.1	97.5	-6.0	1.5
Crushed, ground, screened, or dried gypsum		1492-201	12/84	107.6	95.5	96.9	-6.3	1.5
Talc, soapstone, and pyrophyllite	1496		06/85	102.1	102.1	102.1	-5	0
Primary products		1496-P	06/85	102.1	102.1	102.1	-5	0
Miscellaneous nonmetallic minerals	1499		06/85	101.8	101.7	102.0	2.1	.3
Primary products		1499-P	06/85	101.7	101.6	101.9	2.2	.3
Peat		1499-501	06/85	103.5	103.5	103.5	3.3	0
Other nonmetallic minerals, n.e.c.		1499-988	06/85	99.7	100.9	100.9	1.5	0
Secondary products		1499-S	06/85	98.9	98.9	98.9	-1.4	0
Total manufacturing industries			12/84	97.5	98.2	99.0	-2.3	.8
Food and kindred products	20		12/84	101.5	101.5	100.9	1.1	-6
Meat products	201		12/84	102.7	100.5	98.8	2.1	-1.7
Meat packing plants	2011		12/80	96.9	95.5	94.0	1.5	-1.6
Primary products		2011-P	12/80	97.9	95.9	94.1	1.4	-1.9
Miscellaneous byproducts of meatpacking plants, except sausage casings		2011-C	12/80	61.1	67.0	70.9	1.4	5.8
Beef, not canned or made into sausage		2011-1	12/80	87.2	87.5	87.5	-1.6	0
Whole carcass beef		2011-112	12/80	88.9	88.8	90.2	-9	1.6
USDA choice beef carcasses		2011-11202	12/80	88.2	89.2	90.7	-1.0	1.7
USDA good beef carcasses		2011-11203	12/80	91.1	87.7	85.3	-5.7	-2.7
Other USDA graded and ungraded beef carcasses		2011-11298	12/80	89.6	88.4	90.3	-3	2.1
Primal and fabricated beef cuts		2011-117	12/80	84.3	86.1	81.0	-5.9	-5.9
Boneless beef, including hamburger		2011-131	12/80	83.1	81.4	83.3	1.5	2.3
Variety meats (edible organs)		2011-151	12/80	74.4	81.6	75.1	-1.6	-8.0
Pork, fresh and frozen		2011-4	12/80	118.0	106.3	99.8	5.6	-6.1
Primal cuts including trimmings		2011-417	12/80	114.7	103.0	96.9	5.7	-5.9
Boston butts		2011-41701	12/80	114.4	100.1	97.4	10.2	-2.7
Pork loins		2011-41702	12/80	141.3	118.1	115.9	3.3	-1.9
Other primal cuts		2011-41798	12/80	110.9	101.1	94.1	5.6	-6.9
Variety meats (fresh edible organs)		2011-451	12/80	83.9	83.3	75.2	-2.1	-9.7
Lard		2011-5	12/80	91.1	92.7	93.7	-9.0	1.1
Lard, commercial sizes (over 3 lbs.)		2011-517	12/80	89.1	91.0	92.1	-7.3	1.2
Pork, processed or cured, including frozen (not canned or made into sausage)		2011-6	12/80	126.2	119.7	109.3	5.3	-8.7
Hams and picnics, except canned		2011-631	12/80	115.4	120.6	100.3	3.7	-16.8
Hams		2011-63101	12/80	117.8	124.9	99.1	2.8	-20.7
Picnics		2011-63102	12/80	106.9	105.5	104.6	7.0	-9
Sliced bacon		2011-641	12/80	145.9	127.9	126.0	11.2	-1.5
Sausage and similar products (not canned)		2011-7	12/80	109.8	109.2	110.4	12.0	1.1
Fresh sausage, pork sausage, breakfast links, etc.		2011-711	12/80	122.6	121.2	121.1	17.5	-1
Fresh pork sausage, roll, artificial casing		2011-71101	12/80	124.3	123.9	124.3	20.2	.3
Other fresh sausage, breakfast links, etc.		2011-71198	12/80	115.2	109.4	107.1	(³)	-2.1
Dry and semidry sausage (salami, cervelat, summer sausage, pepperoni, pork rolls, etc.)		2011-717	12/80	97.9	97.9	97.9	6.1	0
Frankfurters and weiners		2011-721	12/80	108.3	107.7	111.5	13.4	3.5
Frankfurters, skinless, all meat		2011-72101	12/80	108.8	108.1	112.6	15.3	4.2
Other sausage, smoked or cooked (bologna, liverwurst, Polish sausage, packaged lunchmeat, etc.)		2011-735	12/80	104.7	104.3	105.1	8.5	.8
Bologna, all meat		2011-73501	12/80	103.7	103.2	103.5	8.2	.3
Other smoked or cooked sausages		2011-73598	12/80	105.2	104.9	106.1	8.7	1.1
Hides, skins, and pelts		2011-9	12/80	124.7	135.0	133.2	4.6	-1.3
Cattle hides, except kip		2011-912	12/80	125.4	136.4	134.5	5.4	-1.4
Packer, branded cow		2011-91202	12/80	116.7	123.2	121.2	6.5	-1.6
Packer, butt brander		2011-91205	12/80	152.7	149.0	(³)	(³)	(³)
Other cattle hides		2011-91298	12/80	120.4	139.3	138.3	6.9	-7
Other hides, skins, and pelts, except kip		2011-997	12/80	88.8	73.3	73.3	-30.6	0
Miscellaneous receipts		2011-M	12/80	120.8	111.9	109.4	5.7	-2.2
Contract work and other miscellaneous receipts		2011-XY9	12/80	124.5	108.1	(³)	(³)	(³)

See footnotes at end of table.

Table 5. Producer price indexes for the net output of selected industries and their products—Continued

Industry and product ¹	Industry code	Product code	Index base	Index			Unadjusted percent change to Jan. 1987 from —	
				Sep. 1986 ²	Dec. 1986 ²	Jan. 1987 ²	Jan. 1986	Dec. 1986
Meat packing plants—Continued								
Resales		2011-Z89	12/80	120.7	112.0	109.5	6.4	-2.2
Secondary products		2011-S	12/80	57.5	68.3	68.5	-10.3	.3
Other secondary products		2011-SSS	12/80	55.3	66.8	(?)	(?)	(?)
Prepared meats manufactured from animals slaughtered off premises		2013-S	12/80	97.0	95.2	95.4	(?)	.2
Sausages and other prepared meats								
Primary products	2013	2013-P	12/82	103.4	102.3	100.4	4.9	-1.9
Other processed, frozen, or cooked meats (portion control, corned beef, etc.)		2013-F	12/82	102.7	102.4	99.8	6.3	-2.5
Other processed, frozen, or cooked meats (portion control, corned beef, etc.)		2013-F98	12/82	100.8	101.7	101.2	1.9	-5
Pork, processed or cured, including frozen (not canned or made into sausage)		2013-6	12/82	100.8	101.7	101.2	1.9	-5
Hams and picnics, except canned		2013-6	12/82	105.0	101.0	92.4	10.5	-8.5
Hams		2013-631	12/82	100.3	106.2	95.4	10.0	-10.2
Slab bacon		2013-63101	12/82	99.9	108.5	95.0	12.3	-12.4
Sliced bacon		2013-635	12/82	118.8	100.4	99.1	4.4	-1.3
Boiled ham, barbecued pork, and other cooked pork, except canned meats and sausage		2013-641	12/82	113.2	96.5	90.9	13.9	-5.8
Sausages and similar products (not canned)		2013-661	12/82	92.2	98.1	78.2	5.8	-20.3
Fresh sausage, pork sausage, breakfast links, etc.		2013-7	12/82	102.1	102.7	101.9	5.5	-8
Other fresh sausage, breakfast links, etc.		2013-711	12/82	108.9	110.1	107.3	9.9	-2.5
Dry and semidry sausage (salami, cervelat, summer sausage, pepperoni, pork roll, etc.)		2013-71198	12/82	102.5	98.2	94.2	-1.9	-4.1
Frankfurters and weiners		2013-717	12/82	101.2	101.9	104.1	7.8	2.2
Frankfurters, skinless, all meat		2013-721	12/82	99.8	101.4	100.4	4.8	-1.0
Other frankfurters and weiners		2013-72101	12/82	99.2	101.4	100.4	5.7	-1.0
Other sausage, smoked or cooked (bologna, liverwurst, Polish sausage, luncheon meats, etc.)		2013-72198	12/82	102.8	101.5	100.5	.5	-1.0
Bologna, all meat		2013-735	12/82	100.7	100.3	99.9	3.4	-4
Other smoked or cooked sausages		2013-73501	12/82	103.1	101.9	100.6	6.0	-1.3
Canned meats (except dog and cat food) containing 20-percent or more meat		2013-73598	12/82	99.3	99.4	99.4	1.9	0
Other canned meats		2013-8	12/82	102.7	105.5	104.8	7.5	-7
Miscellaneous receipts		2013-898	12/82	103.6	103.5	103.6	2.7	.1
Resales		2013-M	12/82	103.7	97.3	99.9	-4.3	2.7
Secondary products		2013-Z89	12/82	103.7	97.3	99.9	-4.3	2.7
Secondary products		2013-S	12/82	102.1	104.2	104.2	3.0	0
Poultry dressing, poultry and egg processing								
Primary products	2018	2018-P	12/81	129.5	118.5	114.2	1.3	-3.6
Young chicken		2018-1	12/81	130.4	119.0	114.7	1.5	-3.6
Bulk broilers/wet ice pack		2018-133	12/81	132.3	117.5	116.9	2.8	-5
Grade A bulk whole broilers/wet ice pack		2018-13301	12/81	136.9	114.7	116.6	1.7	1.7
Other wet ice bulk broilers, including parts		2018-13398	12/81	140.9	116.9	120.0	3.2	2.7
Tray pack broilers		2018-136	12/81	130.7	111.5	111.4	-5	-1
Other broilers including frozen		2018-139	12/81	118.3	117.8	111.9	6.3	-5.0
Turkeys		2018-139	12/81	130.3	134.6	130.1	5.3	-3.3
Young turkeys		2018-3	12/81	143.8	127.1	107.4	-2.8	-15.5
Hens, whole, Grade A frozen		2018-323	12/81	147.7	129.7	109.4	-2.8	-15.7
Toms, whole, Grade A frozen		2018-32301	12/81	149.9	135.4	98.8	-7.4	-27.0
Other young turkey		2018-32302	12/81	154.0	120.0	101.4	-13.3	-15.5
Processed poultry and small game		2018-32398	12/81	139.3	132.6	128.4	12.2	-3.2
Turkey, cooked or smoked		2018-5	12/81	121.3	116.4	114.8	3.6	-1.4
Chicken, cooked or smoked		2018-521	12/81	121.0	117.2	116.7	3.9	-4
Liquid, dried and frozen eggs		2018-523	12/81	119.0	112.3	109.0	3.8	-2.9
Dried whole eggs		2018-9	12/81	98.7	108.1	95.1	6.3	-12.0
Frozen or liquid whole eggs		2018-915	12/81	80.8	96.3	81.0	-4.6	-15.9
Miscellaneous receipts		2018-955	12/81	89.7	(?)	84.9	(?)	(?)
Secondary products		2018-M	12/81	85.0	(?)	84.5	(?)	(?)
Secondary products		2018-S	12/81	113.2	110.9	109.8	-6.8	-1.0
Dairy products								
Creamery butter	202		12/84	98.0	99.7	99.6	3.0	-1
Primary products	2021	2021-P	06/84	100.7	100.8	92.5	-5	-8.2
Creamery butter		2021-1	06/84	103.3	103.4	92.9	-9	-10.2
Bulk butter (> 3 lbs.)		2021-113	06/84	103.3	103.4	92.9	-9	-10.2
Butter, consumer packages (< 3 lbs.)		2021-115	06/84	102.9	102.3	92.0	-8	-10.1
Secondary products		2021-S	06/84	104.0	105.2	94.4	-8	-10.3
Condensed and evaporated milk		2023-S	06/84	91.8	91.8	90.5	-3	-1.4
Natural and processed cheese								
Primary products	2022	2022-P	06/81	97.0	98.8	98.2	2.6	-6
Natural cheese, except cottage cheese		2022-1	06/81	97.3	98.8	98.1	2.3	-7
American-type cheese		2022-102	06/81	97.0	98.3	97.5	2.3	-8
Cheddar cheese		2022-102102	06/81	95.6	96.9	95.6	2.2	-1.3
Other American-type cheese		2022-10201	06/81	96.2	97.3	96.1	1.9	-1.2
Italian-type cheese		2022-10211	06/81	94.0	95.7	94.2	3.4	-1.6
Mozzarella cheese		2022-103	06/81	98.0	99.2	99.3	2.1	.1
Other Italian-type cheese		2022-10301	06/81	97.7	99.4	99.3	2.2	-1
Other Italian-type cheese		2022-10311	06/81	98.5	99.1	99.2	1.7	.1

See footnotes at end of table.

Table 5. Producer price indexes for the net output of selected industries and their products—Continued

Industry and product ¹	Industry code	Product code	Index base	Index			Unadjusted percent change to Jan. 1987 from —	
				Sep. 1986 ²	Dec. 1986 ²	Jan. 1987 ²	Jan. 1986	Dec. 1986
Natural and processed cheese—Continued								
Swiss cheese		2022-105	06/81	95.6	96.3	96.9	1.9	0.6
Other natural cheese, except cottage		2022-111	06/81	97.6	99.3	98.7	5.1	-6
Processed cheese and related products		2022-2	06/81	97.5	99.4	98.8	2.3	-6
Processed cheese		2022-211	06/81	91.7	94.5	92.9	3.3	-1.7
Cheese food		2022-213	06/81	106.7	108.0	107.9	1.0	-1
Cheese spread		2022-215	06/81	107.0	107.4	109.6	1.8	2.0
Miscellaneous receipts		2022-M	06/81	98.4	101.3	101.6	2.5	.3
Resales		2022-Z89	06/81	98.7	101.6	101.8	2.4	.2
Secondary products		2022-S	06/81	93.0	95.7	94.5	4.8	-1.3
Other secondary products		2022-SSS	06/81	114.4	114.4	114.4	(³)	0
Fluid milk		2026-S	06/81	95.7	97.3	94.1	-7	-3.3
Condensed and evaporated milk								
Primary products	2023	2023-P	12/83	100.0	101.5	100.3	3.5	-1.2
Dry milk products		2023-1	12/83	96.7	98.1	97.1	3.0	-1.0
Other dry milk products, consumer-type packages (3 lbs. or less)		2023-129	02/84	116.7	121.2	121.2	12.0	.0
Dry whey, bulk packaging (more than 3 lbs.)		2023-139	12/83	107.1	109.0	103.8	30.6	-4.8
Dry whole milk, bulk packaging (more than 3 lbs.)		2023-142	12/83	96.5	98.9	99.4	4.0	.5
Nonfat dry milk, bulk packaging (more than 3 lbs.)		2023-143	12/83	88.8	89.2	87.7	-1.3	-1.7
Other food-grade dry milk products, bulk packaging (more than 3 lbs.)		2023-146	12/83	93.7	93.6	93.4	.2	-2
Feed-grade dry milk products, bulk packaging (more than 3 lbs.)		2023-151	12/83	83.8	86.2	87.0	-4.5	.9
Canned milk products, consumer-type can		2023-2	12/83	108.0	110.9	110.9	6.6	0
Evaporated milk, consumer-type can		2023-212	12/83	105.9	106.1	105.9	1.8	-2
Condensed and evaporated milk products, shipped in bulk (barrels, drums and tanks)		2023-3	12/83	93.6	94.8	94.1	0	-7
All other food-grade concentrated milk products, except ice cream mixes, shipped in bulk		2023-318	12/83	93.6	94.8	94.1	0	-7
Secondary products		2023-S	12/83	99.6	99.7	96.3	.7	-3.4
Creamery butter		2021-S	12/83	106.4	106.4	98.0	.2	-7.9
Other secondary products		2023-SSS	12/83	106.9	106.9	105.2	1.3	-1.6
Fluid milk and related products		2026-S	12/83	93.0	93.2	92.7	1.0	-5
Ice cream and frozen desserts								
Primary products	2024	2024-P	06/83	105.8	106.9	108.2	3.4	1.2
Ice cream and ices		2024-1	06/83	106.5	107.5	109.2	4.1	1.6
Bulk ice cream and custard (3 gallons or more)		2024-114	06/83	112.2	112.3	112.3	4.9	0
Bulk vanilla ice cream and custard (3 gallons or more)		2024-11401	06/83	104.6	(³)	(³)	(³)	(³)
Other bulk ice cream and custard (3 gallons or more)		2024-11498	06/83	116.1	115.9	115.9	4.9	0
Consumer-size ice cream and custard (16 oz. to less than 3 gallons) ..		2024-115	06/83	104.4	105.4	108.4	4.3	2.8
Vanilla ice cream and custard in consumer size (16 oz. to less than 3 gallons)		2024-11501	06/83	110.6	111.4	111.4	3.1	0
Other consumer-size ice cream and custard (16 oz. to less than 3 gallons)		2024-11598	06/83	101.1	102.0	106.8	5.1	4.7
Novelty forms of frozen desserts (any frozen dairy-type dessert less than 16 ounces)		2024-116	06/83	109.6	112.2	112.3	3.5	.1
Water ices (16 oz. size or larger)		2024-151	06/83	107.4	107.4	107.4	0	0
Consumer-size ice milk (16 oz. to less than 3 gallons)		2024-184	06/83	94.3	94.4	95.1	2.9	.7
Consumer-size sherbet (16 oz. to less than 3 gallons)		2024-196	06/83	100.6	100.7	103.4	3.1	2.7
Secondary products		2024-S	06/83	111.2	113.0	112.0	.6	-9
Other secondary products		2024-SSS	06/83	111.2	113.0	112.0	.6	-9
Fluid milk								
Primary products	2026	2026-P	12/82	102.2	104.1	104.8	2.9	.7
Packaged fluid milk and related products		2026-2	12/82	100.7	102.5	103.2	2.6	.7
Fluid whole milk, packaged		2026-212	12/82	101.5	103.6	104.9	4.4	1.3
Fluid whole milk, packaged, Northeast region		2026-21200 G01	12/82	101.1	103.4	104.6	4.3	1.2
Fluid whole milk, packaged, North Central region		2026-21200 G02	12/82	99.2	101.0	101.4	2.2	.4
Fluid whole milk, packaged, Southern region		2026-21200 G03	12/82	96.5	99.9	101.3	5.4	1.4
Fluid whole milk, packaged, Western region		2026-21200 G04	12/82	106.3	108.0	108.2	3.5	.2
Lowfat milk, 0.5 - 2.0% butterfat, packaged		2026-223	12/82	101.3	103.3	106.5	5.7	3.1
Skim milk, packaged		2026-225	12/82	99.8	102.0	104.1	4.6	2.1
Cream, heavy, with more than 30% butterfat (whipping cream)		2026-225	12/82	106.7	107.0	107.6	5.4	.6
Sour cream and related products		2026-232	12/82	106.2	111.3	110.7	5.1	-5
Half and half and related products		2026-245	12/82	103.2	105.3	105.5	3.0	.2
Cottage cheese (including farmers' cheese, pot cheese and bakers' cheese)		2026-252	12/82	108.7	111.1	110.2	4.6	-8
Cottage cheese, manufactured and creamed at the establishment		2026-3	12/82	100.6	102.5	102.7	1.4	.2
Buttermilk, chocolate drinks and other flavored milk products		2026-313	12/82	100.5	102.5	102.6	1.4	.1
Yogurt		2026-4	12/82	105.4	107.1	106.5	2.3	-6
Buttermilk and related products		2026-432	12/82	112.2	110.3	110.1	2.7	-2
Flavored milk drinks (chocolate milk, chocolate drink)		2026-434	12/82	102.8	105.9	105.7	3.2	-2
Miscellaneous receipts		2026-435	12/82	103.0	106.0	105.1	1.8	-8
Resales		2026-M	12/82	106.6	108.1	107.7	-1	-4
Secondary products		2026-Z89	12/82	106.6	108.1	107.7	-1	-4
Creamery butter		2026-S	12/82	103.3	104.5	104.7	1.6	.2
Cheese		2021-S	12/82	98.6	100.3	95.7	1.5	-4.6
Condensed and evaporated milk		2022-S	12/82	98.1	99.5	99.5	3.5	0
Ice cream and frozen desserts		2023-S	12/82	98.0	98.1	97.5	-2.8	-6
Other secondary products		2024-S	12/82	106.3	106.8	107.1	1.6	.3
Other secondary products		2026-SSS	12/82	110.5	114.9	119.5	8.1	4.0

See footnotes at end of table.

Table 5. Producer price indexes for the net output of selected industries and their products—Continued

Industry and product ¹	Industry code	Product code	Index base	Index			Unadjusted percent change to Jan. 1987 from —	
				Sep. 1986 ²	Dec. 1986 ²	Jan. 1987 ²	Jan. 1986	Dec. 1986
Canned and preserved fruits and vegetables	203		12/84	101.1	102.0	102.3	1.7	0.3
Canned specialties	2032		12/82	113.4	114.4	113.7	2.5	-.6
Primary products	2032-P		12/82	114.8	116.6	115.8	3.4	-.7
Canned soups, except frozen or seafood	2032-2		12/82	124.8	124.2	122.6	2.7	-1.3
Canned dry beans	2032-3		12/82	108.4	115.0	114.9	5.5	-.1
Beans with pork (13.1 oz to 18 oz)	2032-373		12/82	115.1	127.8	127.8	11.0	0
Other canned dry beans, including chili con carne (13.1 oz to 18 oz) ..	2032-386		12/82	106.5	109.4	109.2	2.5	-.2
Other canned dry beans, including chili con carne (other sizes)	2032-391		12/82	103.8	103.8	103.8	-3.5	0
Canned specialty foods	2032-4		12/82	108.4	108.5	107.8	1.8	-.6
Spanish foods (Mexican rice, tortillas, enchiladas)	2032-493		12/82	115.8	116.2	114.8	.5	-1.2
Other canned specialties, including canned puddings (other than canned meats)	2032-498		12/82	113.0	113.0	113.0	1.5	0
Secondary products	2032-S		12/82	107.1	104.9	104.9	-.3	0
Other secondary products	2032-SSS		12/82	109.4	109.1	109.1	2.6	0
Canned fruits and vegetables	2033-SSS		12/82	105.0	101.0	101.0	-3.0	0
Canned fruits and vegetables	2033		06/81	112.1	113.1	113.4	2.3	.3
Primary products	2033-P		06/81	111.8	112.9	113.2	2.1	.3
Canned fruits, except baby food	2033-1		06/81	112.4	116.1	117.1	1.9	.9
Apples	2033-112		06/81	99.4	102.6	102.6	.2	0
Fruits for salads	2033-134		06/81	(³)	(³)	(³)	(³)	(³)
Fruit pie fillings	2033-162		06/81	110.8	110.8	110.8	1.7	0
Applesauce	2033-171		06/81	111.8	112.8	114.8	3.4	1.8
Olives, ripe and green ripe	2033-173		06/81	127.4	124.2	122.7	-.1	-1.2
Peaches, including spiced	2033-174		06/81	114.2	(³)	128.9	7.8	(³)
Pears, including spiced	2033-175		06/81	(³)	(³)	(³)	(³)	(³)
Canned vegetables, except hominy and mushrooms	2033-2		06/81	103.3	105.7	105.5	5.0	-.2
Fresh lima beans	2033-203		06/81	108.9	103.2	96.1	-11.9	-6.9
Beans, green and wax (including blue lake)	2033-207		06/81	106.4	113.9	112.7	7.5	-1.1
Carrots	2033-215		06/81	96.0	102.5	101.7	15.0	-.8
Vegetable combinations	2033-235		06/81	113.4	(³)	113.4	-3.2	(³)
White potatoes	2033-275		06/81	118.3	113.3	112.9	-4.6	-.4
Beets	2033-293		06/81	126.1	133.3	135.9	7.3	2.0
Sweet corn, whole kernel	2033-294		06/81	89.6	91.4	91.2	19.8	-.2
Green peas	2033-296		06/81	94.8	94.5	94.9	-5.5	.4
Tomatoes	2033-297		06/81	111.5	112.2	112.1	3.3	-.1
Canned hominy and mushrooms	2033-3		06/81	79.0	82.1	83.1	-1.9	1.2
Mushrooms	2033-321		06/81	76.9	80.2	81.3	-2.0	1.4
Canned fruit juices, nectars, and concentrates	2033-4		06/81	115.9	118.4	119.6	2.3	1.0
Apple juice	2033-411		06/81	116.6	117.0	118.1	.3	.9
Pineapple juice	2033-428		06/81	123.1	123.1	123.1	0	0
Grapefruit juice	2033-431		06/81	(³)	128.0	128.0	3.6	0
Prune juice	2033-464		06/81	112.5	115.0	115.0	2.2	0
Other whole fruit juices and mixtures of whole fruit juices	2033-472		06/81	116.8	120.5	120.7	3.5	.2
Canned vegetable juices	2033-5		06/81	123.6	123.6	123.6	.4	0
Tomato juice	2033-515		06/81	118.1	113.5	113.2	-.3	-.3
Catsup and other tomato sauces, etc.	2033-6		06/81	120.9	121.2	121.1	2.2	-.1
Tomato sauces	2033-614		06/81	120.9	120.1	120.4	-1.4	.2
Catsup	2033-621		06/81	136.0	120.1	120.4	-1.4	.2
Tomato paste	2033-662		06/81	98.2	(³)	(³)	(³)	(³)
Tomato pulp and puree	2033-691		06/81	108.4	109.6	105.4	-1.6	-3.8
Jams, jellies and preserves	2033-8		06/81	120.9	122.1	120.8	1.0	-1.1
Strawberry jams and preserves	2033-811		06/81	116.6	121.0	121.0	6.0	0
Other jams and preserves	2033-815		06/81	123.9	124.0	124.0	3.4	0
Grape jelly	2033-821		06/81	105.8	106.7	100.8	-1.9	-5.5
Other jellies	2033-825		06/81	(³)	(³)	(³)	(³)	(³)
Miscellaneous receipts	2033-M		06/81	78.6	77.3	78.6	2.3	1.7
Secondary products	2033-S		06/81	119.4	120.2	120.1	2.7	-.1
Canned specialties	2032-S		06/81	111.5	112.7	110.6	.1	-1.9
Other secondary products	2033-SSS		06/81	113.4	114.5	115.3	-1.1	.7
Frozen fruits and vegetables	2037-S		06/81	132.9	(³)	(³)	(³)	(³)
Dried and dehydrated fruits, vegetables and soups	2034		12/82	109.5	109.8	110.8	6.1	.9
Primary products	2034-P		12/82	109.0	109.3	110.5	6.8	1.1
Dried fruits and vegetables	2034-X		12/82	108.6	109.0	110.4	8.6	1.3
Dried fruits	2034-1		12/82	89.7	91.8	91.2	4.5	-.7
Raisins	2034-113		12/82	79.1	83.3	83.3	10.9	0
Prunes	2034-115		12/82	101.6	101.6	101.6	0	0
Other fruits	2034-123		12/82	100.3	100.3	98.4	-.4	-1.9
Dried vegetables	2034-2		12/82	125.7	124.6	127.8	11.4	2.6
Potatoes (including flakes, granules, etc.)	2034-213		12/82	148.6	146.7	151.9	17.3	3.5
Onions	2034-237		12/82	90.5	90.5	(³)	(³)	(³)
Other vegetables	2034-241		12/82	97.4	97.4	98.1	.7	.7
Dried soups	2034-3		12/82	110.6	110.6	110.6	0	0
Dried soups	2034-311		12/82	110.6	110.6	110.6	0	0
Secondary products	2034-S		12/82	114.8	114.8	115.6	.7	.7
Pickles, sauces and salad dressings	2035		06/81	114.4	114.8	115.2	-.5	.3
Primary products	2035-P		06/81	116.9	117.0	117.2	-1.2	.2

See footnotes at end of table.

Table 5. Producer price indexes for the net output of selected industries and their products—Continued

Industry and product ¹	Industry code	Product code	Index base	Index			Unadjusted percent change to Jan. 1987 from —	
				Sep. 1986 ²	Dec. 1986 ²	Jan. 1987 ²	Jan. 1986	Dec. 1986
Pickles, sauces and salad dressings—Continued								
Pickles and other pickled products		2035-2	06/81	117.3	118.6	119.0	3.2	0.3
Fermented pickles		2035-212	12/86	(³)	100.0	100.4	(³)	.4
Dill pickles		2035-21211	06/81	117.1	118.6	119.3	3.3	.6
Sweet pickles		2035-21215	06/81	121.3	122.6	122.6	3.4	0
Refrigerated pickles (fresh, half-sour)		2035-219	07/81	96.4	96.4	(³)	(³)	(³)
Other finished pickled products		2035-233	06/81	117.9	119.7	119.7	5.7	0
Meat sauces		2035-3	06/81	127.7	127.7	127.7	-1.2	0
Prepared mustard		2035-311	06/81	(³)	(³)	122.1	(³)	(³)
Other sauces		2035-351	06/81	130.8	130.8	130.8	-.7	0
Mayonnaise, salad dressings and sandwich spreads		2035-4	06/81	114.9	114.3	114.3	-3.7	.0
Salad dressing		2035-411	06/81	120.9	120.8	120.8	-3.4	0
Mayonnaise		2035-423	06/81	110.2	109.0	109.0	-6.5	0
Sandwich spread, refrigerated dressing and other spoon-type dressings		2035-429	06/81	117.5	116.8	(³)	(³)	(³)
French dressing		2035-431	06/81	110.2	110.2	(³)	(³)	(³)
Cheese dressings, low calorie and other pourable-type dressings		2035-439	06/81	113.4	113.4	(³)	(³)	(³)
Secondary products		2035-S	06/81	110.2	111.2	112.0	1.3	.7
Canned fruits and vegetables		2033-S	10/83	(³)	(³)	108.1	(³)	(³)
Other secondary products		2035-SSS	06/81	110.3	111.5	112.2	.9	.6
Frozen fruits and vegetables	2037		06/81	116.0	119.2	118.5	1.9	-.6
Primary production		2037-P	06/81	108.5	110.5	112.0	1.4	1.4
Frozen fruits, juices and ades		2037-1	06/81	97.3	101.7	104.3	3.3	2.6
Frozen blueberries		2037-163	06/81	138.8	139.8	147.5	3.9	5.5
Frozen orange juice		2037-179	06/81	87.3	94.4	98.3	1.1	4.1
Frozen orange juice, over one gallon		2037-17901	06/81	76.6	85.6	94.9	3.4	10.9
Frozen orange juice, 10.1 to 13 oz		2037-17903	06/81	92.9	100.3	102.6	.1	2.3
Frozen orange juice, 4.1 to 7 oz		2037-17904	06/81	92.2	98.1	99.3	0	1.2
Frozen grapefruit juice		2037-183	07/81	142.4	140.2	142.4	14.0	1.6
Frozen grapefruit juice, 4.1 to 7 oz		2037-18301	07/81	110.8	109.7	110.8	10.7	1.0
Frozen grapefruit juice, all other sizes		2037-18302	07/81	147.8	145.4	147.8	14.4	1.7
Frozen grape juice		2037-191	06/81	105.2	107.1	107.1	2.3	0
Frozen grape juice, 10.1 to 13 oz		2037-19102	06/81	107.2	109.1	109.1	2.2	0
Other frozen fruit and berry juice, concentrated		2037-195	06/81	112.0	113.2	113.2	2.9	0
Citrus pulp		2037-197	06/81	88.3	88.3	88.3	13.8	0
Frozen vegetables		2037-2	06/81	117.2	117.2	118.0	-.3	.7
Frozen green beans		2037-213	06/81	109.6	108.4	108.8	-.4	.4
Frozen broccoli		2037-225	06/81	104.8	104.8	104.8	2.1	0
Frozen brussels sprouts		2037-231	06/81	105.9	105.9	105.9	-2.6	0
Frozen carrots		2037-233	06/81	135.1	127.5	127.5	11.0	0
Frozen cauliflower		2037-235	06/81	101.9	101.7	101.7	-1.3	0
Frozen green peas		2037-241	06/81	133.9	133.9	133.9	0	0
Frozen succotash		2037-243	06/81	105.2	102.9	103.5	1.3	.6
Other frozen combinations		2037-246	06/81	103.4	103.5	103.5	-5.7	0
Frozen french fried potatoes		2037-248	06/81	122.7	123.9	124.6	.6	.6
Frozen french fried potatoes, two lbs. and under		2037-24801	06/81	111.1	117.9	119.0	5.2	.9
Frozen french fried potatoes, over two lbs.		2037-24802	06/81	125.1	125.1	125.8	-.3	.6
Other frozen potato products		2037-249	06/81	112.4	112.2	112.2	-2.2	0
Frozen sweet cut corn, yellow		2037-253	06/81	100.9	100.2	102.4	3.0	2.2
Frozen sweet cob corn, yellow		2037-255	06/81	116.9	116.5	116.4	.7	-1
Frozen southern greens		2037-261	06/81	119.1	(³)	(³)	(³)	(³)
Other frozen vegetables		2037-298	06/81	119.8	118.6	120.2	1.7	1.3
Miscellaneous receipts		2037-M	06/81	205.3	(³)	206.2	2.5	(³)
Secondary products		2037-S	06/81	111.4	109.2	110.0	2.1	.7
Canned fruits and vegetables		2033-S	06/81	116.2	112.7	114.4	2.0	1.5
All other secondary products		2037-SSS	06/81	110.4	108.9	108.9	1.9	0
Frozen specialties	2038		12/82	112.7	112.6	114.1	1.5	1.3
Primary products		2038-P	12/82	114.5	114.5	116.3	1.9	1.6
Frozen pies and other baked goods		2038-1	12/82	119.2	118.7	121.3	3.0	2.2
Frozen pies		2038-111	12/82	123.5	123.5	124.4	3.2	.7
Sweet yeast goods incl. yeast raised donuts, sweet rolls, etc.		2038-113	12/82	116.3	116.3	117.2	.3	.8
Soft cakes(pounds, layers, sheet, fruit, cheese, etc.)		2038-114	12/82	113.0	113.0	115.6	2.3	2.3
Other frozen baked goods(waffles, cookies, pastries, etc.) excl. bread and rolls		2038-118	12/82	116.5	114.0	122.4	5.1	7.4
Frozen dinners, beef, pork, poultry pies and nationality foods		2038-2	12/82	115.1	115.2	116.4	1.6	1.0
Frozen dinners		2038-225	12/82	134.7	134.7	135.6	4.2	.7
Frozen pizza		2038-243	12/82	100.9	101.0	101.0	.5	0
Frozen nationality food		2038-245	12/82	105.6	105.6	106.3	1.1	.7
Other frozen specialties		2038-3	12/82	108.0	108.4	110.4	1.2	1.8
Frozen entrees		2038-313	12/82	111.0	111.9	115.6	2.2	3.3
Other frozen specialties		2038-318	12/82	105.0	105.0	105.2	.2	.2
Secondary products		2038-S	12/82	118.4	118.4	118.4	0	0
Other secondary products		2038-SSS	12/82	124.9	124.9	124.9	0	0
Food preparations, n.e.c.		2099-SSS	12/82	121.2	121.2	121.2	0	0
Grain mill products	204		12/84	95.5	95.9	94.7	-4.3	-1.3
Flour and other grain mill products	2041		06/83	85.1	87.2	86.8	-9.3	-5

See footnotes at end of table.

Table 5. Producer price indexes for the net output of selected industries and their products—Continued

Industry and product ¹	Industry code	Product code	Index base	Index			Unadjusted percent change to Jan. 1987 from —	
				Sep. 1986 ²	Dec. 1986 ²	Jan. 1987 ²	Jan. 1986	Dec. 1986
Flour and other grain mill products—Continued								
Primary products		2041-P	06/83	84.3	86.4	86.0	-10.4	-0.5
Wheat flour		2041-1	06/83	85.4	86.6	86.6	-10.0	0
Bakers' and institutional white bread-type flour shipped in bulk		2041-111	06/83	82.0	84.2	84.5	-12.3	.4
Bakers' and institutional white bread-type flour shipped in containers		2041-113	06/83	91.2	88.5	88.4	-9.6	-1
Bakers' and institutional soft wheat flour shipped in bulk		2041-115	06/83	89.0	95.7	97.3	-4.5	1.7
Bakers' and institutional soft wheat flour shipped in containers		2041-117	06/83	90.5	92.5	94.3	-9.6	1.9
Family white flour less than 25lbs (incl all-purpose for domestic donation)		2041-121	06/83	100.6	98.1	97.3	-3.6	-8
Family white flour 25lbs or more (incl all-purpose for domestic donation)		2041-123	06/83	104.6	104.6	104.8	-.5	.2
Self-rising flour (less than 25 lbs)		2041-124	06/83	103.3	(?)	(?)	(?)	(?)
Flour shipped for processing into other food products		2041-127	06/83	87.1	90.5	91.0	-5.9	.6
Other wheat mill products		2041-2	06/83	57.4	70.2	67.2	-21.4	-4.3
Wheat mill feed		2041-213	06/83	55.0	69.3	66.1	-22.2	-4.6
Corn mill products		2041-3	06/83	79.1	78.0	75.6	-17.3	-2.8
Whole cornmeal		2041-311	06/83	102.4	101.9	98.7	-6.4	-3.1
Degermed cornmeal		2041-315	06/83	87.5	86.5	85.8	-15.7	-8
Corn grits and hominy		2041-321	06/83	85.0	85.2	83.7	-12.2	-1.8
Corn grits and flakes (for brewer's use)		2041-323	06/83	72.9	71.0	67.5	-23.9	-4.9
Hominy feed, cornmeal and other corn by-products		2041-365	06/83	56.3	53.4	51.1	-32.5	-4.3
Other corn mill products (for human consumption)		2041-395	06/83	96.2	96.9	95.5	-4.3	-1.4
Blended and prepared flour		2041-5	06/83	110.2	110.2	110.2	(?)	0
Other grain mill products		2041-6	06/83	98.5	100.0	101.9	(?)	1.9
Miscellaneous receipts		2041-M	06/83	87.3	86.1	86.5	-3.5	.5
Resales		2041-289	06/83	87.3	86.1	86.5	-3.5	.5
Secondary products		2041-S	06/83	120.9	120.9	120.9	(?)	0
Other secondary products		2041-SSS	06/83	120.9	120.9	120.9	(?)	0
Cereal breakfast foods								
Primary products	2043	2043-P	12/83	111.0	114.5	111.0	3.2	-3.1
Ready to serve cereal breakfast foods		2043-1	12/83	117.5	122.8	117.5	4.5	-4.3
Corn flakes and other corn breakfast foods		2043-111	12/83	118.8	124.9	118.7	4.6	-5.0
Wheat flakes and other wheat breakfast foods		2043-112	12/83	116.2	(?)	117.7	5.3	(?)
Oat breakfast foods		2043-115	12/83	116.4	116.5	116.5	5.8	0
Rice breakfast foods		2043-117	12/83	119.5	119.7	119.8	4.2	.1
Preparations of other grains and mixed grains, incl. baby cereals		2043-119	12/83	119.6	114.7	114.9	-3	.2
To be cooked before serving cereal breakfast foods		2043-2	12/83	126.7	127.4	127.4	6.0	0
Farina and other wheat foods		2043-252	12/83	109.6	109.6	109.6	4.1	0
			12/83	126.5	126.5	126.5	8.1	0
Rice milling								
Primary products	2044	2044-P	06/84	73.4	68.0	66.9	-29.5	-1.6
Head rice		2044-1	06/84	71.7	68.1	66.9	-29.2	-1.8
Long grain milled rice		2044-101	06/84	74.5	70.4	69.1	-25.5	-1.8
Packed in 100-pound bags or more		2044-10103	06/84	73.0	71.6	70.0	-25.2	-2.2
Packed in 3-pound containers or less		2044-10105	06/84	58.0	56.1	53.3	-40.9	-5.0
Packed in all other containers		2044-10107	06/84	96.2	95.5	95.4	-3.1	-1
Medium grain milled rice		2044-103	06/84	90.4	89.7	89.6	-8.1	-1
Packed in 100-pound bags or more		2044-10303	06/84	79.8	75.7	74.7	-25.7	-1.3
Packed in all other containers		2044-10307	06/84	73.2	67.3	65.7	-32.5	-2.4
Other milled rice and byproducts		2044-2	06/84	90.9	87.5	87.5	-18.6	0
All other milled rice and byproducts		2044-298	06/84	51.4	51.1	51.2	-52.2	.2
			06/84	78.3	77.9	78.0	-18.3	.1
Blended and prepared flour								
Primary products	2045	2045-P	06/85	101.6	102.6	102.1	1.8	-5
Blended and prepared flour made chiefly from purchased flour		2045-5	06/85	101.5	102.5	101.8	1.5	-7
Flour mixes		2045-5A	06/85	101.5	102.5	101.8	1.5	-7
Cake mixes, less than 5 lbs.		2045-553	06/85	100.7	102.0	101.1	.7	-9
Cake mixes, 5 lbs or more		2045-554	06/85	100.2	103.3	105.6	5.6	2.2
Cookie, doughnut, other sweet yeast mixtures, less than 5 lbs.		2045-561	06/85	100.0	(?)	(?)	(?)	(?)
Cookie, doughnut, other sweet yeast mixtures, 5 lbs or more		2045-562	06/85	109.6	109.6	109.6	(?)	0
Bread and bread-type roll mixes, 5 lbs or more		2045-567	06/85	100.6	100.3	99.9	-10.6	-10.4
Other prepared flour mixes, less than 5 lbs.		2045-568	06/85	98.6	98.5	97.1	-2.1	-1.4
Other prepared flour mixes, 5 lbs or more		2045-569	06/85	100.1	102.8	104.0	4.0	1.2
Refrigerated doughs		2045-5B	06/85	100.7	99.0	99.0	-1.7	0
Refrigerated biscuit dough		2045-571	06/85	104.7	104.7	104.7	4.7	0
Other refrigerated doughs		2045-579	06/85	105.1	105.1	105.1	5.1	0
Miscellaneous receipts		2045-M	06/85	104.2	104.2	104.2	4.2	0
Resales		2045-289	06/85	103.4	(?)	104.8	2.9	(?)
Secondary products		2045-S	06/85	103.4	(?)	104.8	2.9	(?)
Other secondary products		2045-SSS	06/85	102.4	102.2	103.8	1.3	1.6
Food preparations, n.e.c.		2099-S	06/85	104.1	103.8	106.5	2.2	2.6
			06/85	99.8	99.8	99.8	-1	0
Wet corn milling								
Primary products	2046	2046-P	06/85	94.6	92.3	90.7	-3.0	-1.7
Corn sweeteners		2046-1	06/85	95.2	92.7	90.9	-1.9	-1.9
Glucose syrup		2046-101	06/85	101.9	95.0	88.9	-5.6	-6.4
Type III (58 up to 98 dextrose equivalent)		2046-105	06/85	93.3	87.1	81.9	-8.7	-6.0
High fructose corn syrup		2046-105	06/85	94.2	(?)	(?)	(?)	(?)
			06/85	108.5	100.9	94.1	-1.9	-6.7

See footnotes at end of table.

Table 5. Producer price indexes for the net output of selected industries and their products—Continued

Industry and product ¹	Industry code	Product code	Index base	Index			Unadjusted percent change to Jan. 1987 from —	
				Sep. 1986 ²	Dec. 1986 ²	Jan. 1987 ²	Jan. 1986	Dec. 1986
Wet corn milling—Continued								
Manufactured starch		2046-3	06/85	89.3	86.3	85.1	-3.4	-1.4
Corn starch		2046-301	06/85	88.1	84.6	83.8	-3.0	-9
Other starch (including potato, wheat, rice, etc.)		2046-303	06/85	99.2	99.2	96.6	-3.4	-2.6
Dextrin (corn, tapioca and other)		2046-305	06/85	97.4	97.8	(³)	(³)	(³)
Corn oil		2046-5	06/85	(³)	(³)	(³)	(³)	(³)
Wet process corn byproducts		2046-7	06/85	123.3	121.3	124.1	5.7	2.3
Corn gluten feed		2046-701	06/85	159.0	136.4	145.3	8.8	6.5
Corn gluten meal		2046-703	06/85	129.7	148.8	147.8	3.2	-7
Secondary products		2046-S	06/85	89.3	88.3	89.0	-11.0	.8
Dog, cat, and other pet food								
2047			12/85	100.5	100.9	101.2	1.0	.3
Primary products		2047-P	12/85	101.5	101.9	102.0	1.8	.1
Dog and cat food		2047-1	12/85	101.6	101.8	101.9	1.7	.1
Dog food		2047-1A	12/85	101.1	101.4	101.6	1.4	.2
Other canned dog food		2047-123	12/85	102.0	102.4	102.4	2.4	0
Dry dog food (package size under 25 pounds)		2047-125	12/85	102.0	102.5	102.6	2.5	.1
Dry dog food (package size 25 pounds or over)		2047-127	12/85	100.6	100.8	101.5	1.1	.7
Semimoist dog food (package size over 1 pound)		2047-133	12/85	100.0	100.0	100.0	0	0
Cat food		2047-1B	12/85	103.3	103.5	103.4	3.4	-1
Canned cat food, meat base		2047-143	12/85	100.0	(³)	101.5	(³)	(³)
Dry cat food (package size under 25 pounds)		2047-153	12/85	101.0	100.8	101.1	.8	.3
Semimoist cat food (package size 1 pound or less)		2047-156	12/85	101.0	101.0	101.0	1.0	0
Fresh and frozen horsemeat		2047-1C	12/85	100.2	97.5	94.5	-6.1	-3.1
Other pet and specialty foods		2047-2	12/85	100.7	103.7	103.7	(³)	0
Secondary products		2047-S	12/85	88.3	89.6	91.2	-9.2	1.8
Prepared animal feeds, n.e.c.								
2048			12/80	78.7	78.6	77.8	-5.6	-1.0
Primary products		2048-P	12/80	77.7	77.6	76.7	-5.2	-1.2
Poultry feeds, egg type, broiler and turkey		2048-1	12/80	69.5	69.3	68.4	-7.8	-1.3
Starter-grower, complete		2048-111	12/80	60.1	60.7	59.7	-8.4	-1.6
Layer-breeder, complete		2048-115	12/80	71.7	71.1	69.1	-12.1	-2.8
Broiler, complete		2048-116	12/80	72.1	72.0	71.2	-4.9	-1.1
Layer-breeder, supplements and concentrates		2048-117	12/80	89.3	88.3	89.2	4.7	1.0
Turkey, complete		2048-118	12/80	69.8	68.8	(³)	(³)	(³)
Dairy cattle feeds, complete		2048-2	12/80	76.7	77.9	76.1	-5.3	-2.3
Dairy cattle feed, supplements and concentrates		2048-3	12/80	81.3	79.1	77.6	-4.6	-1.9
Swine feeds, complete		2048-4	12/80	84.1	82.9	81.6	-9.0	-1.6
Swine feed, supplements and concentrates		2048-5	12/80	90.8	88.9	88.3	2.0	-7
Beef cattle feeds, complete		2048-6	12/80	86.8	89.5	88.8	-3.5	-8
Beef cattle feed, supplements and concentrates		2048-7	12/80	85.7	86.9	86.3	-3	-7
Other poultry and livestock feeds, including duck, geese, horse, mule, etc.		2048-8	12/80	87.9	88.9	89.3	-4.8	.4
Horse and mule, complete feed		2048-816	12/80	95.5	98.7	99.3	-1.3	.6
Other livestock (sheep, etc.), supplements and concentrates		2048-819	12/80	73.9	70.0	(³)	(³)	(³)
Other prepared animal feeds		2048-9	12/80	74.7	73.1	72.9	-7.8	-3
Grain, ground, rolled, pulverized, chopped, or crimped, excluding cornmeal		2048-911	12/80	52.8	48.4	48.1	-24.4	-6
Mineral mixture, including oyster shells, prepared for feed use		2048-922	12/80	100.9	101.7	(³)	(³)	(³)
Alfalfa meal, dehydrated		2048-935	12/86	(³)	(³)	(³)	(³)	(³)
Miscellaneous receipts		2048-M	12/80	86.8	86.1	85.9	-11.4	-2
Resales		2048-Z89	12/80	86.6	85.8	85.6	-12.0	-2
Secondary products		2048-S	12/80	90.2	89.2	89.0	-3.3	-2
Dog, cat and other pet food		2047-S	12/80	82.9	83.6	(³)	(³)	(³)
Other secondary products		2048-SSS	12/80	98.8	95.6	(³)	(³)	(³)
Bakery products								
205			12/84	106.0	105.1	105.3	.7	.2
Bread, cake, and related products								
2051			06/80	130.5	129.0	129.4	-1	.3
Primary products		2051-P	06/80	131.5	130.5	131.0	0	.4
Bread		2051-1	06/80	129.0	128.8	128.9	-1	.1
White bread		2051-1A	06/80	127.8	127.5	127.6	-3	.1
White pan bread		2051-111	06/80	127.3	126.9	126.8	-6	-1
White pan bread, Northeast		2051-11101	06/80	134.6	134.6	134.9	-4.5	.2
White pan bread, North Central		2051-11102	06/80	124.3	124.5	123.8	-6	-6
White pan bread, South		2051-11103	06/80	121.7	121.3	121.0	2.5	.2
White pan bread, West		2051-11104	06/80	131.0	129.5	130.3	.5	.6
White hearth bread		2051-113	06/80	134.3	134.7	135.4	1.7	.5
Other bread		2051-1B	06/80	132.9	132.9	133.1	.6	.2
Dark wheat bread		2051-115	06/80	133.0	133.0	133.2	.4	.2
Rye bread		2051-117	06/80	128.5	128.5	129.2	1.5	.5
Other variety bread		2051-128	06/80	138.8	138.8	138.8	.7	0
Bread type rolls, stuffing, and crumbs		2051-2	06/80	127.7	128.7	128.9	1.3	.2
Bread type rolls		2051-23	06/80	128.5	129.3	129.5	.9	.2
Hamburger and weiner rolls		2051-233	06/80	129.2	129.4	129.6	1.0	.2
Brown and serve rolls		2051-235	06/80	128.0	(³)	119.2	(³)	(³)
English muffins		2051-236	06/80	127.6	(³)	140.0	5.3	(³)
Other bread type rolls		2051-239	06/80	127.2	127.4	127.7	-.8	.2
Sweet yeast goods		2051-3	06/80	129.8	129.3	129.3	-4.8	0
Other sweet yeast goods		2051-398	06/80	127.1	126.2	126.3	-6.9	.1

See footnotes at end of table.

Table 5. Producer price indexes for the net output of selected industries and their products—Continued

Industry and product ¹	Industry code	Product code	Index base	Index			Unadjusted percent change to Jan. 1987 from —	
				Sep. 1986 ²	Dec. 1986 ²	Jan. 1987 ²	Jan. 1986	Dec. 1986
Bread, cake, and related products—Continued								
Soft cakes		2051-4	06/80	145.6	140.8	142.7	3.0	1.3
Snack cakes		2051-413	06/80	151.7	143.6	143.6	1.6	0
Other soft cakes		2051-418	06/80	132.8	135.0	140.8	6.3	4.3
Pies		2051-5	06/80	142.9	130.7	135.9	-2.4	4.0
Snack pies		2051-513	06/80	148.2	123.6	132.7	-6.7	7.4
Other pies		2051-519	06/80	136.1	139.9	139.9	(³)	0
Pastries		2051-611	06/80	127.5	128.1	128.1	(³)	0
Cake type doughnuts		2051-7	06/80	129.8	129.8	129.8	-3.1	0
Miscellaneous receipts		2051-M	06/80	128.2	123.5	123.5	(³)	0
Resales		2051-Z99	06/86	103.6	99.7	99.7	(³)	0
Secondary products		2051-S	06/80	123.2	122.3	122.3	2.3	0
Other secondary products		2051-SSS	06/80	124.3	124.8	124.8	1.9	0
Cookies and crackers		2052-S	06/80	122.9	120.7	120.8	(³)	.1
Cookies and crackers	2052		06/83	117.9	117.9	118.0	3.1	.1
Primary products		2052-P	06/83	119.1	119.1	119.2	3.1	.1
Crackers, cracker sandwiches, and pretzels		2052-1	06/83	125.0	125.1	125.2	3.4	.1
Crackers		2052-1A	06/83	128.2	128.2	128.2	3.6	0
Graham crackers		2052-123	06/83	119.9	119.9	119.9	8.0	0
Saltines		2052-125	06/83	121.4	121.4	121.4	.2	0
Other crackers		2052-198	06/83	133.6	133.6	133.6	4.7	0
Cracker sandwiches		2052-135	06/83	101.8	103.4	106.1	(³)	2.6
Pretzels		2052-151	06/83	107.5	107.7	107.7	.5	0
Cookies and ice cream cones		2052-2	06/83	114.7	114.5	114.6	2.9	.1
Cookies		2052-2A	06/83	114.0	113.8	114.0	3.0	.2
Sandwich cookies		2052-213	06/83	120.0	120.1	120.1	3.4	0
Marshmallow cookies		2052-215	06/83	109.6	(³)	109.6	1.7	(³)
All other cookies and wafers		2052-237	06/83	111.8	111.6	111.6	3.0	0
Ice cream cones		2052-231	06/83	132.7	(³)	(³)	(³)	(³)
Miscellaneous receipts		2052-M	06/83	109.0	109.0	109.0	4.7	0
Resales		2052-Z89	06/83	109.0	109.0	109.0	4.7	0
Secondary products		2052-S	06/83	106.0	106.0	106.0	2.4	0
Other secondary products		2052-SSS	06/83	107.4	107.4	107.4	5.1	0
Sugar and confectionery products	206		12/84	102.9	103.9	103.9	3.1	0
Raw cane sugar mills	2061		06/82	107.8	105.0	105.8	3.5	.8
Primary products		2061-P	06/82	107.8	105.0	105.8	3.5	.8
Raw cane sugar		2061-1	06/82	102.5	103.0	104.8	5.5	1.7
Byproducts and other products		2061-2	06/82	142.5	118.6	112.3	-7.0	-5.3
Molasses and syrup		2061-265	06/82	142.5	118.6	112.3	-7.0	-5.3
Cane sugar refining	2062		06/82	103.7	104.9	105.1	2.8	.2
Primary products		2062-P	06/82	103.7	104.9	105.1	2.8	.2
Refined cane sugar		2062-1	06/82	103.7	104.9	105.1	2.8	.2
Granulated cane sugar		2062-1A	06/82	105.0	106.7	107.1	2.7	.4
Consumer units		2062-112	06/82	103.7	106.3	107.1	.7	.8
Commercial units		2062-114	06/82	106.1	106.7	106.7	4.3	0
Confectioners' powdered sugar		2062-13	06/82	101.3	99.1	(³)	(³)	(³)
Liquid sugar or syrup		2062-15	06/82	101.6	102.9	(³)	(³)	(³)
Beet sugar processing	2063		06/82	108.0	106.6	107.0	1.4	.4
Primary products		2063-P	06/82	108.2	106.8	107.2	1.4	.4
Beet sugar		2063-1	06/82	107.7	107.4	107.0	1.7	-.4
Granulated beet sugar		2063-1X	06/82	106.8	106.3	106.0	1.8	-.3
Individual services and consumer units		2063-107	10/82	99.6	100.7	100.5	2.7	-.2
Bulk shipments		2063-115	06/82	103.3	103.5	103.1	1.6	-.4
Liquid sugar or syrup		2063-15	06/82	113.5	115.3	114.4	.8	-.8
Sucrose type		2063-151	10/82	96.3	99.7	97.9	2.0	-1.8
Other products and byproducts		2063-2	06/82	113.3	101.3	108.8	-1.3	7.4
Confectionery products	2065		06/83	112.5	114.8	114.4	4.8	-.3
Primary products		2065-P	06/83	113.5	115.1	114.7	4.1	-.3
Chocolate and chocolate-type confectionery products		2065-2						
Chocolate and chocolate-type confectionery products		2065-211	06/83	115.2	115.3	112.3	-1.1	-2.6
Nonchocolate-type confectionery products		2065-3						
Nonchocolate-type confectionery products		2065-311	06/83	110.2	110.7	110.8	3.0	.1
Confectionery products, n.e.c.		2065-8	06/83	114.6	120.4	123.7	15.0	2.7
Peanuts, shipped separately, other packaging		2065-853	06/83	112.7	116.1	115.8	11.5	-.3
Other nuts, packaged separately or with three or less varieties, other packaging		2065-857	06/83	133.0	(³)	(³)	(³)	(³)
Miscellaneous receipts		2065-M	06/83	102.9	102.9	102.8	4.8	-.1
Resales		2065-Z89	06/83	102.9	102.9	102.8	4.8	-.1
Secondary products		2065-S	06/83	108.5	(³)	125.8	15.9	(³)
Chocolate and cocoa products	2066		06/83	110.8	111.0	111.1	-2.5	.1
Primary products		2066-P	06/83	110.8	111.1	111.1	-3.1	0
Chocolate coatings		2066-1	06/83	108.4	106.0	106.2	-2.3	.2
Sweet chocolate coatings		2066-112	06/83	98.8	93.4	(³)	(³)	(³)

See footnotes at end of table.

Table 5. Producer price indexes for the net output of selected industries and their products—Continued

Industry and product ¹	Industry code	Product code	Index base	Index			Unadjusted percent change to Jan. 1987 from —	
				Sep. 1986 ²	Dec. 1986 ²	Jan. 1987 ²	Jan. 1986	Dec. 1986
Chocolate and cocoa products—Continued								
Milk chocolate coatings		2066-122	06/83	102.1	98.5	99.1	-3.4	0.6
Chocolate and chocolate-type confectionery products		2066-2						
Chocolate and chocolate-type confectionery products		2066-211	06/83	112.1	115.9	116.0	-4.3	.1
Other chocolate and cocoa products		2066-8	06/83	111.0	109.6	109.4	-2.4	-2
Chocolate, sweetened		2066-821	06/83	105.9	103.0	(³)	(³)	(³)
Secondary products		2066-S	06/83	102.8	103.7	103.7	0	0
Chewing gum and gum base								
Primary products	2067	2067-P	12/84	112.3	112.4	112.4	7.3	0
Chewing gum		2067-1	12/84	112.7	112.7	112.7	8.0	0
Nondietetic chewing gum		2067-112	12/84	112.9	112.9	112.9	7.6	0
Fats and oils								
	207		12/84	83.3	83.3	83.7	-7.5	.5
Cottonseed oil mill products								
Primary products	2074		06/85	83.2	92.6	93.9	6.7	1.4
Cottonseed oil, crude		2074-P	06/85	83.6	94.9	96.7	9.8	1.9
Cottonseed oil, crude		2074-1	06/85	47.9	57.0	57.8	-16.0	1.4
Cottonseed oil, once refined		2074-111	06/85	47.9	57.0	57.8	-16.0	1.4
Cottonseed oil, once refined		2074-2	06/85	47.6	50.6	50.8	-15.9	.4
Cottonseed oil, once refined		2074-211	06/85	47.6	50.6	50.8	-15.9	.4
Cotton linters		2074-3	06/85	65.6	90.1	108.1	60.6	20.0
Cotton linters		2074-311	06/85	65.6	90.1	108.1	60.6	20.0
Cottonseed cake, meal, and other byproducts		2074-4	06/85	155.4	173.8	174.8	27.9	.6
Cottonseed cake and meal		2074-414	06/85	153.2	170.9	169.8	14.3	-6
Cottonseed hulls		2074-451	06/85	180.5	202.3	215.1	37.2	6.3
Soybean oil mill products								
Primary products	2075		12/79	75.2	70.9	70.4	-14.1	-7
Soybean oil		2075-P	12/79	76.0	69.8	69.7	-10.8	-1
Crude soybean oil		2075-1						
Soybean oil, crude, degummed		2075-11	12/79	51.9	51.2	53.3	-27.1	4.1
Soybean oil, crude, not degummed		2075-113	12/79	50.1	50.0	53.1	-27.2	6.2
Soybean oil, crude, not degummed		2075-115	12/79	54.3	52.5	53.5	-26.7	1.9
Soybean cake, meal, and other byproducts		2075-2	12/79	89.7	80.2	78.8	-1.9	-1.7
Soybean byproducts, meal		2075-211	12/79	89.9	80.2	79.0	-1.6	-1.5
Vegetable oil mills, n.e.c.								
Primary products	2076		12/85	93.9	97.9	92.9	-5.0	-5.1
Linseed oil		2076-P	12/85	91.6	94.8	86.5	(³)	-8.8
Vegetable oils, other than corn, cottonseed, soybean, and linseed		2076-1	12/85	88.1	(³)	(³)	(³)	(³)
		2076-2	12/85	79.1	78.1	74.2	(³)	-5.0
Animal and marine fats and oils								
Primary products	2077		12/82	92.5	101.0	105.4	7.0	4.4
Grease and inedible tallow		2077-P	12/82	85.8	94.0	99.2	6.7	5.5
Inedible tallow, incl. inedible animal stearin		2077-1	12/82	71.8	89.9	101.5	2.9	12.9
Inedible beef tallow		2077-111	12/82	71.2	89.3	100.4	3.2	12.4
Other inedible tallow and inedible animal stearin		2077-11111	12/82	70.3	88.4	98.3	3.8	11.2
Grease, other than wool grease		2077-11113	12/82	73.2	91.4	105.1	1.9	15.0
Feed and fertilizer by-products		2077-113	12/82	75.0	93.4	107.5	1.8	15.1
Meat/bone meal		2077-2	12/82	97.0	97.7	97.9	14.9	.2
Meat meal and meat and bone meal		2077-211	12/82	97.4	98.1	99.1	17.0	1.0
Dry rendered tankage		2077-21111	12/82	96.1	96.8	97.8	17.0	1.0
Feather meal		2077-212	12/82	87.7	91.5	87.9	10.0	-3.9
Animal and marine oil mill products, incl. foats		2077-237	12/82	73.6	83.5	81.0	14.1	-3.0
Fish and marine animal oil		2077-3	12/82	97.1	96.1	96.0	-2.6	-1
Fish scrap and meal		2077-361	12/82	127.2	(³)	(³)	(³)	(³)
Miscellaneous receipts		2077-366	12/82	87.7	92.0	91.4	5.3	-7
Secondary products		2077-M	12/82	101.2	101.5	98.7	(³)	-2.8
Meat packing plants		2077-S	12/82	157.6	176.8	177.1	13.7	.2
		2011-S	12/82	157.6	176.8	177.1	13.7	.2
Shortening and cooking oils								
Primary products	2079		12/81	98.3	99.9	101.4	-8.3	1.5
Shortening and cooking oils		2079-P	12/81	98.2	99.9	101.8	-8.7	1.9
Baking or frying fats (shortening), 100% vegetable oil		2079-1	12/81	96.9	99.1	100.4	-9.2	1.3
Commercial sizes, over 3 lbs.		2079-113	12/81	99.6	105.0	104.0	-9.6	-1.0
Baking or frying fats (shortening), 100% animal fats or blends of vegetable and animal fats		2079-11303	12/81	98.7	106.2	104.8	-10.2	-1.3
Consumer sizes, 3 lbs. or less		2079-115	12/81	85.1	96.0	96.7	2.0	.7
Commercial sizes, over 3 lbs.		2079-11505	12/81	104.0	106.8	107.0	2.2	.2
Salad or cooking oils, other soybean oil		2079-11507	12/81	81.0	93.7	94.4	1.9	.7
All other salad or cooking oils		2079-152	12/81	88.5	82.6	85.0	-20.9	2.9
Margarine		2079-159	12/81	110.9	108.9	107.8	-8.2	-1.0
Secondary products		2079-2	12/81	101.5	101.8	105.6	-7.0	3.7
		2079-S	12/81	109.0	110.5	109.5	2.3	-9
Beverages								
	208		12/84	102.8	103.2	103.1	1.4	-1
Malt beverages								
Primary products	2082		06/82	112.9	113.0	113.0	1.3	0
Canned beer		2082-P	06/82	112.9	113.0	113.0	1.3	0
Light beer in cans		2082-1	06/82	113.6	113.8	113.8	1.6	0
		2082-111	06/82	113.5	113.5	113.5	1.0	0

See footnotes at end of table.

Table 5. Producer price indexes for the net output of selected industries and their products—Continued

Industry and product ¹	Industry code	Product code	Index base	Index			Unadjusted percent change to Jan. 1987 from —	
				Sep. 1986 ²	Dec. 1986 ²	Jan. 1987 ²	Jan. 1986	Dec. 1986
Malt beverages—Continued								
Regular beer in cans		2082-112	06/82	113.6	113.8	113.8	1.6	0
Bottled beer		2082-2	06/82	114.2	114.2	114.2	1.6	0
Returnable bottles		2082-211						
Regular beer in returnable bottles		2082-21112	06/82	114.5	114.6	114.8	1.5	.2
Nonreturnable bottles		2082-221	06/82	113.9	113.8	113.6	1.8	-.2
Light beer in nonreturnable bottles		2082-22111	06/82	114.9	114.9	114.9	1.1	0
Regular beer in nonreturnable bottles		2082-22112	06/82	113.8	113.7	113.4	1.8	-.3
Barrels and kegs		2082-3						
Regular beer in barrels and kegs		2082-312	06/82	110.8	110.8	110.8	0	0
Other fermented malt beverages and byproducts		2082-4	06/82	102.2	101.5	101.7	-2.3	.2
Malt liquor		2082-411	06/82	106.9	106.9	107.1	-4.2	.2
Ale		2082-421	06/82	110.4	110.4	110.4	.6	0
Malt and malt byproducts	2083		06/85	95.6	93.0	93.1	-4.7	.1
Primary products		2083-P	06/85	95.6	93.0	93.1	-4.7	.1
Malt and malt byproducts		2083-1	06/85	95.6	93.0	93.1	-4.7	.1
Malt and malt byproducts		2083-121	06/85	95.6	93.0	93.1	-4.7	.1
Wines, brandy and brandy spirits	2084		12/83	101.3	101.4	99.4	-.2	-2.0
Primary products		2084-P	12/83	100.8	100.9	98.8	-.6	-2.1
Grape table wines		2084-1	12/83	98.3	99.9	97.2	-1.1	-2.7
White wines		2084-112	12/83	97.6	93.3	94.8	-1.6	1.6
White varietal wines		2084-11211	12/83	101.0	101.4	102.9	.8	1.5
White generic, semi-generic, and proprietary wines		2084-11221	12/83	96.5	90.8	92.2	-2.4	1.5
Red wines		2084-114	12/83	101.9	111.2	101.9	-1.8	-8.4
Red varietal wines		2084-11411	12/83	119.6	128.5	122.7	-4.0	-4.5
Red generic, semi-generic, and proprietary wines		2084-11421	12/83	96.5	105.8	95.5	-.8	-9.7
Rose wines		2084-116	12/83	93.2	93.5	93.7	.9	.2
Rose generic, semi-generic, and proprietary wines		2084-11621	12/83	91.0	91.4	91.7	1.2	.3
Bulk wines		2084-2	12/83	99.9	99.9	97.9	(³)	-2.0
Other fruit and berry wines		2084-3	12/83	107.4	107.4	107.4	.3	0
Other fruit and berry wines		2084-311	12/83	107.4	107.4	107.4	.3	0
Dessert wines		2084-4	12/83	101.4	101.4	101.4	3.6	0
Dessert wines		2084-411	12/83	101.4	101.4	101.4	3.6	0
Sparkling wines, natural and carbonated		2084-5	12/83	105.6	109.6	109.6	.7	0
Sparkling wines, natural and carbonated		2084-511	12/83	105.6	109.6	109.6	.7	0
Beverage brandy, neutral fruit spirits, and neutral brandy		2084-7	12/83	91.2	(³)	82.5	-11.0	(³)
Beverage brandy, neutral fruit spirits, and neutral brandy		2084-711	12/83	91.2	(³)	82.5	-11.0	(³)
Secondary products		2084-S	12/83	104.9	104.9	104.9	6.2	0
Distilled liquor, except brandy	2085		06/83	104.7	104.5	104.6	.6	.1
Primary products		2085-P	06/83	103.4	102.8	103.1	-.2	.3
Bottled liquor, except brandy		2085-3	06/83	105.1	105.2	105.3	.8	.1
Blends of whiskey		2085-312	06/83	106.5	106.5	106.5	.1	0
Whiskey blended with neutral spirits		2085-315	06/83	96.1	96.1	96.1	-3.2	0
Rectified gin		2085-321	06/83	98.5	(³)	107.3	8.9	(³)
Cordials, liqueurs		2085-325	06/83	110.3	110.3	110.3	.2	0
Cocktails and similar compounds		2085-327	06/83	103.0	103.0	103.0	.2	0
Rectified vodka		2085-333	06/83	102.4	(³)	102.9	.1	(³)
Unrectified whiskey		2085-351	06/83	106.6	106.6	106.7	1.8	.1
Unrectified gin		2085-355	06/83	104.0	104.7	104.0	-2.0	-.7
Unrectified vodka		2085-357	06/83	103.3	103.5	103.6	1.1	.1
Miscellaneous receipts		2085-M	08/83	101.2	102.0	101.9	2.0	-.1
Resales		2085-Z89	08/83	101.5	102.3	102.3	2.1	0
Secondary products		2085-S	06/83	103.5	103.5	103.5	0	0
Soft drinks	2086		06/81	114.5	115.3	115.4	1.9	.1
Primary products		2086-P	06/81	114.3	115.4	115.4	1.9	0
Carbonated soft drinks		2086-3	06/81	114.0	115.2	115.3	2.1	.1
Cola, excluding diet cola		2086-301	06/81	115.2	115.7	116.0	2.4	.3
Cola, bottled, excluding diet cola		2086-30101	06/81	121.1	120.4	121.4	3.6	.8
Cola, excluding diet, returnable bottles		2086-30111	06/81	124.8	124.6	125.3	5.1	.6
Cola, excluding diet, nonreturnable bottles		2086-30112	06/81	114.2	112.5	114.2	.6	1.5
Cola, excluding diet, cans (returnable and nonreturnable)		2086-30121	06/81	106.7	109.3	108.0	0	-1.2
Cola, excluding diet, bulk		2086-30131	06/81	109.2	109.2	110.1	2.4	.8
Other carbonated drinks, including diet cola		2086-302	06/81	112.7	114.7	114.6	2.0	-.1
Carbonated orange soda		2086-30202	06/81	106.0	107.6	107.7	1.3	.1
Carbonated lemon, lime and lemon-lime combinations		2086-30203	06/81	113.9	118.9	118.4	2.2	-.4
Root beer and sarsaparilla		2086-30204	06/81	104.0	104.0	104.7	4.3	.7
Ginger ale		2086-30205	06/81	96.1	96.1	96.1	.9	0
Carbonated grape soda		2086-30206	06/81	113.0	116.9	114.2	1.2	-2.3
Club soda		2086-30207	06/81	105.1	104.7	105.1	-2.2	.4
Other carbonated nondiet flavors		2086-30209	06/81	109.7	112.0	112.3	1.9	.3
Diet cola		2086-30211	06/81	114.8	114.2	114.7	2.0	.4
Other carbonated diet flavors		2086-30219	06/81	124.1	124.8	124.6	2.7	-.2
Noncarbonated soft drinks		2086-5	06/81	118.8	117.7	117.5	-1.8	-.2
Other noncarbonated fruit drinks and ades		2086-509	06/81	119.9	118.5	118.3	-.8	-.2
Miscellaneous receipts		2086-M	06/81	115.3	115.4	115.5	1.0	.1
Resales		2086-Z89	06/81	116.4	116.5	116.6	1.0	.1
Secondary products		2086-S	06/81	113.8	110.3	110.3	1.8	0

See footnotes at end of table.

Table 5. Producer price indexes for the net output of selected industries and their products—Continued

Industry and product ¹	Industry code	Product code	Index base	Index			Unadjusted percent change to Jan. 1987 from —	
				Sep. 1986 ²	Dec. 1986 ²	Jan. 1987 ²	Jan. 1986	Dec. 1986
Flavoring extracts and sirups, n.e.c.	2087		12/85	101.2	101.3	101.4	1.5	0.1
Primary products		2087-P	12/85	101.2	101.4	101.5	1.6	.1
Flavoring extracts, emulsions and other liquid flavors		2087-1	12/85	100.9	103.4	103.3	3.3	-.1
Natural extracts in containers of more than 8 ounces		2087-115	12/85	101.9	107.3	107.2	7.2	-.1
Imitation extracts		2087-153	12/85	100.0	100.0	100.0	0	0
Liquid beverage bases, not for use by soft drink bottlers		2087-2	12/85	101.2	100.7	100.9	.9	.2
Cocktail mixes		2087-215	12/85	101.6	101.6	102.9	2.9	1.3
Other flavors		2087-225	12/85	101.1	100.6	100.6	.6	0
Liquid beverage bases, for use by soft drink bottlers		2087-3	12/85	103.3	103.3	103.4	3.4	.1
Other liquid beverage bases containing kola extract or flavoring		2087-313	12/85	103.2	103.2	103.2	3.2	0
Other flavors		2087-339	12/85	103.8	103.8	104.3	4.3	.5
Other flavoring agents, except chocolate sirups; flavoring powders and tablets		2087-4	12/85	99.2	99.2	99.3	-.4	.1
Soft drinks (effervescent and noneffervescent)		2087-435	12/85	96.9	96.9	96.9	-2.0	0
Other flavoring powders and tablets; dry mix cocktails; flavoring paste		2087-436	12/85	101.6	101.4	101.8	.7	.4
Flavoring sirups for fountain, ice cream, home beverage use, all flavors		2087-459	12/85	100.2	100.3	100.3	.4	0
Fruit, crushed or whole, for fountain and ice cream use		2087-461	12/85	105.2	105.3	106.5	5.0	1.1
Food colorings		2087-471	12/85	94.1	94.1	94.4	(³)	.3
Secondary products		2087-S	12/85	100.7	101.1	100.5	.7	-.6
Miscellaneous food preparations and kindred products	209		12/84	109.3	110.7	109.9	2.7	-.7
Canned and cured seafoods	2091		12/84	106.4	106.9	107.5	3.9	.6
Primary products		2091-P	12/84	103.3	104.0	105.2	8.3	1.2
Canned and cured seafoods including soup (except frozen)		2091-1	12/84	103.3	104.0	105.2	8.3	1.2
Canned tuna		2091-112	12/84	91.6	91.6	91.6	-3.6	0
Canned salmon		2091-113	12/84	148.1	149.6	156.0	56.5	4.3
Canned sardines		2091-114	12/84	112.6	112.6	(³)	(³)	(³)
Canned clams		2091-115	12/84	103.9	(³)	(³)	(³)	(³)
Canned shrimp		2091-116	12/84	88.5	96.1	97.0	8.5	.9
Other canned fish and seafood (except soups, stew and chowders)		2091-119	12/84	98.8	(³)	94.4	-3.3	(³)
Canned seafood soups, stews and chowders		2091-131	02/85	100.0	(³)	(³)	(³)	(³)
Smoked salmon		2091-151	12/84	99.0	101.6	(³)	(³)	(³)
Salted and pickled fish		2091-182	12/84	100.0	100.0	100.0	.3	0
Secondary products		2091-S	12/84	112.5	112.5	111.9	(³)	-.5
Other secondary products		2091-SSS	12/84	100.0	(³)	(³)	(³)	(³)
Fresh or frozen packaged fish	2092		12/82	112.5	115.1	118.4	13.0	2.9
Primary products		2092-P	12/82	112.2	114.8	118.3	12.5	3.0
Fresh packaged fish and other seafood		2092-2	12/82	138.1	140.4	151.7	14.6	8.0
Fresh packaged fish, excluding shellfish		2092-213	12/82	130.0	136.8	156.7	10.0	14.5
Other fresh packaged fish		2092-21398	12/82	130.0	136.8	156.7	10.0	14.5
Oysters		2092-224	12/82	127.4	151.4	151.4	23.1	0
Shucked oysters, standards		2092-22401	12/82	125.7	150.9	150.9	24.4	0
Other oysters		2092-22498	12/82	130.4	152.3	152.3	20.7	0
Other packaged shellfish		2092-226	12/82	82.0	82.0	82.0	1.5	0
Frozen packaged fish, excluding shellfish		2092-3	12/82	109.8	113.3	116.1	12.8	2.5
Groundfish, filets and steaks		2092-321	12/82	116.6	127.4	131.5	23.4	3.2
Cod filets		2092-32101	12/82	125.6	144.0	146.8	38.4	1.9
Other groundfish, filets and steaks		2092-32198	12/82	110.9	116.9	121.8	13.9	4.2
Groundfish, sticks and portions		2092-322	12/82	111.0	115.0	(³)	(³)	(³)
Other filets and steaks		2092-326	12/82	108.4	107.7	109.0	-3.1	1.2
Other frozen packaged fish		2092-329	12/82	103.4	102.8	102.7	-2.9	-.1
Frozen packaged shellfish and other seafood, including soup		2092-4	12/82	100.5	102.6	102.6	10.6	0
Shrimp, headless, raw		2092-421	12/82	92.9	93.1	(³)	(³)	(³)
Shrimp, breaded		2092-424	12/82	98.6	98.9	96.8	1.8	-2.1
Crab meat, Dungeness		2092-432	12/82	112.9	102.6	118.2	-6.7	15.2
Other frozen packaged shellfish		2092-436	12/82	112.4	118.2	(³)	(³)	(³)
Miscellaneous receipts		2092-M	12/82	103.4	(³)	(³)	(³)	(³)
Contract work and other miscellaneous receipts		2092-XY9	12/82	103.5	(³)	(³)	(³)	(³)
Secondary products		2092-S	12/82	125.2	128.8	129.3	38.3	.4
Coffee	2095		06/81	136.3	136.3	126.6	-6.8	-7.1
Primary products		2095-P	06/81	137.6	137.9	128.0	-6.6	-7.2
Whole bean and ground roasted coffee		2095-1	06/81	136.4	135.5	123.3	-8.9	-9.0
Ground, roasted coffee		2095-116	06/81	134.4	132.9	122.3	-10.7	-8.0
Concentrated (instant) coffee		2095-2	06/81	140.4	143.4	139.2	-1.3	-2.9
Miscellaneous receipts		2095-M	06/81	99.0	98.9	98.9	(³)	0
Secondary products		2095-SSS	06/81	107.7	109.6	110.5	1.8	.8
Manufactured ice	2097		12/85	100.7	100.7	100.7	.7	0
Primary products		2097-P	12/85	100.7	100.8	100.7	.7	-.1
Can or block ice		2097-1	12/85	101.1	101.3	101.1	1.1	-.2
Cubed, crushed or other processed ice		2097-2	12/85	100.5	100.5	100.5	.5	0
Macaroni, spaghetti, and noodles	2098		06/85	96.1	95.6	96.2	-.6	.6
Primary products		2098-P	06/85	96.2	95.7	96.3	-.3	.6

See footnotes at end of table.

Table 5. Producer price indexes for the net output of selected industries and their products—Continued

Industry and product ¹	Industry code	Product code	Index base	Index			Unadjusted percent change to Jan. 1987 from —	
				Sep. 1986 ²	Dec. 1986 ²	Jan. 1987 ²	Jan. 1986	Dec. 1986
Macaroni, spaghetti, and noodles—Continued								
Macaroni, spaghetti, vermicelli, and other macaroni products of all types, except canned		2098-1	06/85	98.3	94.8	98.5	3.0	3.9
Macaroni, spaghetti, vermicelli, and other macaroni products of all types, except canned		2098-111	06/85	98.3	94.8	98.5	3.0	3.9
Noodle products of all shapes, sizes, and types, except canned		2098-2	06/85	89.2	98.8	89.0	-11.0	-9.9
Noodle products of all shapes, sizes, and types, except canned		2098-211	06/85	89.2	98.8	89.0	-11.0	-9.9
Food preparations, n.e.c.								
2099			12/85	102.1	104.0	104.6	3.8	.6
Primary products		2099-P	12/85	102.5	104.6	105.3	4.5	.7
Chips (potato, corn, etc.)		2099-2	12/85	100.1	100.5	100.6	.6	.1
Potato chips and sticks		2099-211	12/85	100.1	100.8	100.9	.9	.1
Plain potato chips and sticks		2099-21112	12/85	100.3	100.3	100.5	.5	.2
Flavored potato chips and sticks		2099-21114	12/85	99.2	102.8	102.8	2.8	0
Corn chips, curls, and related products		2099-261	12/85	100.0	100.0	100.0	0	0
Other chips, sticks, etc.		2099-298	12/85	100.2	100.8	100.8	.8	0
Sweetening syrups and molasses		2099-3	12/85	101.6	101.8	101.7	2.7	-1
Sweetening syrups and molasses, containing corn syrup		2099-325	12/85	98.5	98.6	98.6	(?)	0
Sweetening syrups and molasses, not containing corn syrup		2099-327	12/85	125.1	(?)	125.1	25.1	(?)
Tea in consumer packages		2099-5	12/85	101.8	101.8	101.8	(?)	0
Powdered tea		2099-583	12/85	103.1	(?)	103.1	(?)	(?)
Cider and vinegar		2099-6	12/85	98.8	98.8	98.8	0	0
Vinegar		2099-651	12/85	98.8	98.8	98.8	.0	.0
Chocolate and cocoa products, except confectionary (mipm)		2099-8	12/85	105.7	105.6	105.8	(?)	.2
Chocolate syrups, with chocolate powder base		2099-894	03/86	100.0	100.0	101.1	(?)	1.1
Other food preparations, n.e.c.		2099-9	12/85	104.5	110.2	111.1	10.0	.8
Spices		2099-931	12/85	106.0	105.5	109.1	5.8	3.4
Consumer size black and white pepper (under 1 lb.)		2099-93131	12/85	114.6	(?)	118.5	(?)	(?)
Consumer size spices (under 1 lb.), except pepper		2099-93138	12/85	102.4	102.4	105.8	5.8	3.3
Commercial size spices (1 lb. and over), except pepper		2099-93139	12/85	109.1	107.0	111.5	5.1	4.2
Perishable prepared foods (sold in bulk or packages, not frozen)		2099-961	12/85	101.1	101.5	101.5	.9	0
Salads (sold in bulk or packages, not frozen)		2099-96163	12/85	102.9	103.6	103.5	3.4	-1
Sandwiches, made from bread (sold in bulk or packages, not frozen)		2099-96165	12/85	100.0	99.5	99.6	-4	.1
Other perishable prepared foods (sold in bulk or packages, not frozen)		2099-96168	12/85	101.0	101.5	101.5	.6	0
Unpopped popcorn in consumer packages		2099-985	12/85	102.9	102.9	102.9	2.9	0
Other, other food preparations, n.e.c.		2099-998	12/85	100.2	100.2	100.2	.2	0
Miscellaneous receipts		2099-M	12/85	99.1	98.8	99.9	-1	1.1
Resales		2099-289	12/85	99.2	98.8	100.0	0	1.2
Secondary products		2099-S	12/85	100.7	101.4	101.7	1.0	.3
Canned fruits, vegetables, preserves, jams, and jellies		2033-S	12/85	98.5	97.8	97.8	(?)	0
Dried and dehydrated fruits, vegetables, and soup mixes		2034-S	12/85	100.2	100.2	100.2	0	0
Pickled fruits and vegetables, vegetable sauces and seasonings, and salad dressings		2035-S	12/85	98.5	101.6	101.5	.6	-1
Other secondary products		2099-SSS	12/85	101.2	101.4	101.8	1.4	.4
Tobacco manufactures								
21			12/84	118.5	118.0	122.8	9.0	4.1
Cigarettes								
2111			12/82	123.8	123.8	129.3	9.9	4.4
Primary products		2111-P	12/82	123.9	123.9	129.7	9.9	4.7
Filter tip		2111-1	12/82	121.6	121.6	127.3	9.8	4.7
King size, 80 to 95 mm long		2111-116	12/82	120.1	120.1	125.9	10.1	4.8
Super king and long size, greater than 95 mm long		2111-118	12/82	124.4	124.4	130.0	9.5	4.5
Nonfilter tip		2111-3	12/82	143.0	143.0	149.8	10.3	4.8
Nonfilter tip, all sizes		2111-355	12/82	143.0	143.0	149.8	10.3	4.8
Cigars								
2121			12/82	111.6	111.8	114.5	3.2	2.4
Primary products		2121-P	12/82	111.6	111.8	114.5	3.2	2.4
Chewing and smoking tobacco and snuff								
2131			12/82	133.2	133.3	135.3	4.7	1.5
Primary products		2131-P	12/82	134.3	134.3	136.6	5.6	1.7
Smoking tobacco		2131-111	12/82	124.8	124.9	124.9	5.7	0
Loose leaf chewing tobacco		2131-113	12/82	129.5	129.5	132.5	6.3	2.3
Chewing tobacco other than loose leaf, including fine cut, plug, and twist		2131-115	12/82	131.3	131.3	137.5	9.0	4.7
Snuff, dry and moist		2131-117	12/82	151.2	151.2	152.8	3.0	1.1
Stemmed and redried tobacco								
2141			06/84	103.1	95.7	96.8	1.1	1.1
Primary products		2141-P	06/84	90.3	91.6	91.4	-9	-2
Unstemmed leaf tobacco redried before packing		2141-1	06/84	89.2	97.4	97.4	-3.6	0
Packed for sale as such		2141-111	06/84	85.3	86.1	86.2	-10.8	.1
Stemmed tobacco		2141-2	06/84	90.4	91.0	90.7	-5	-3
Packed for sale as such		2141-21	06/84	89.8	90.5	90.2	-3.4	-3
Leaf, not aged		2141-215	06/84	88.1	88.3	(?)	(?)	(?)
Other stemmed tobacco, including chopped cigar filler		2141-231	06/84	94.2	92.6	92.8	-1.5	.2
Textile mill products								
22			12/84	100.2	100.4	101.1	1.1	.7
Cotton broadwoven fabrics								
2211			12/80	98.7	98.6	99.3	-2	.7

See footnotes at end of table.

Table 5. Producer price indexes for the net output of selected industries and their products—Continued

Industry and product ¹	Industry code	Product code	Index base	Index			Unadjusted percent change to Jan. 1987 from —	
				Sep. 1986 ²	Dec. 1986 ²	Jan. 1987 ²	Jan. 1986	Dec. 1986
Cotton broadwoven fabrics—Continued								
Primary products		2211-P	12/80	96.6	96.5	97.3	0.5	0.8
Cotton broadwoven fabrics, gray		2211-A	12/80	95.2	95.5	96.6	1.2	1.2
Cotton sheeting and allied coarse and medium yarn fabrics		2211-2	12/80	95.5	94.1	95.8	1.2	1.8
Osnaburgs		2211-215	12/80	96.6	95.1	98.2	(³)	3.3
Sheetings		2211-225	12/80	92.8	89.8	92.0	(³)	2.4
Drills		2211-235	12/80	93.9	93.1	95.0	.6	2.0
Cotton print cloth yarn fabrics		2211-3	12/80	101.6	102.3	(³)	(³)	(³)
Plain print cloths		2211-315	12/80	95.0	96.6	(³)	(³)	(³)
Other woven cotton gray fabrics and specialties		2211-6	12/80	94.2	95.3	95.9	(³)	.6
Cotton broadwoven fabrics, finished		2211-B						
Finished cotton broadwoven fabrics, excluding commission finishing		2211-7	12/80	91.8	89.7	89.9	-.6	.2
Plain dyed and finished broadwoven fabrics		2211-731	12/80	84.2	83.5	83.7	1.1	.2
Denims		2211-73116	12/80	95.1	92.2	92.4	-2.0	.2
Other finished cotton fabrics		2211-761	12/80	107.1	101.9	(³)	(³)	(³)
Cotton broadwoven fabrics, finished products		2211-C	12/80	111.6	111.6	111.5	-1.7	-.1
Towels and washcloths made from cotton broadwoven fabrics		2211-9	12/80	111.4	111.4	111.4	-1.6	.0
Terry woven towels		2211-911	12/80	112.4	112.4	112.4	-1.5	0
Washcloths		2211-953	12/80	106.0	106.0	106.0	-3.5	0
Other fabricated textile products, n.e.c.		2211-H	12/80	121.7	121.7	119.3	-2.0	-2.0
Secondary products		2211-S	12/80	109.0	109.3	109.3	-3.0	0
Man-made fiber and silk broadwoven fabrics		2221-S	12/80	107.6	107.8	107.9	-3.0	.1
Synthetic fiber and silk broad wovens								
Primary products	2221	2221-P	06/81	100.1	100.6	100.4	-.8	-.2
Gray goods		2221-1	06/81	99.6	100.1	100.0	-.7	-.1
100% filament yarn fabrics		2221-12	06/81	98.3	98.8	98.6	-.8	-.2
Fabrics except chiefly rayon and/or acetate		2221-122	06/81	95.4	98.0	96.7	3.4	-1.3
100% nylon		2221-1223	06/81	93.8	96.7	95.1	2.1	-1.7
Taffetas		2221-12233	06/81	99.2	103.6	101.5	.8	-2.0
100% spun yarn fabrics		2221-13	06/81	95.0	99.2	98.6	1.3	-.6
Polyester/cotton blends		2221-132	06/81	98.9	98.1	98.5	-4.2	.4
Bed sheetings		2221-13261	06/81	96.9	95.9	96.6	-5.2	.7
Twills		2221-13263	06/81	100.1	100.1	98.4	-8.0	-1.7
Plain print cloths		2221-13263	06/81	82.1	79.6	(³)	(³)	(³)
Other weaves		2221-13264	06/81	93.5	94.5	94.7	2.8	.2
Spun yarn fabrics, except chiefly cellulosic and polyester/cotton blends		2221-13269	06/81	97.5	94.9	96.8	-4.2	2.0
Polyester/rayon blends		2221-133	06/81	107.5	107.5	106.8	0	-.7
Specialty fabrics		2221-13372	06/81	105.7	105.6	103.6	-.1	-1.9
Specialty fabrics		2221-15	06/81	99.6	101.5	101.3	-1.7	-.2
Specialty fabrics		2221-151	06/81	99.6	101.5	101.3	-1.7	-.2
Finished fabrics		2221-2	06/81	103.5	103.3	102.7	-1.3	-.6
Plain dyed and finished fabrics		2221-282	06/81	102.5	102.2	101.2	-1.7	-1.0
Chiefly rayon and/or acetate		2221-28211	06/81	114.7	114.8	114.9	.5	.1
Polyester/cotton blends		2221-28212	06/81	98.0	97.3	95.4	-3.5	-2.0
Other fibers		2221-28213	06/81	101.6	101.7	101.4	-.6	-.3
Finished but not bleached, dyed or printed fabrics		2221-284	06/81	110.3	110.5	110.4	.1	-.1
Fabricated textile products		2221-3	06/81	102.8	104.3	108.4	3.1	3.9
Other fabricated textile products		2221-319	06/81	107.6	107.6	(³)	(³)	(³)
Secondary products		2221-S	06/81	103.0	103.4	102.2	-2.3	-1.2
Wool weaving and finishing								
Primary products	2231	2231-P	06/85	98.2	97.8	98.4	-1.4	.6
Wool broad woven fabrics, gray goods		2231-211	06/85	98.9	98.4	99.2	-.7	.8
Finished fabrics		2231-A	06/85	98.5	(³)	99.6	.7	(³)
Finished wool apparel fabrics		2231-3	06/85	98.9	98.2	99.0	-1.2	.8
Woolen		2231-316	06/85	97.4	96.4	97.3	-2.4	.9
Wholly wool		2231-31611	06/85	96.6	95.3	96.5	-3.1	1.3
Chiefly wool		2231-31612	06/85	93.3	(³)	95.6	-4.0	(³)
Finished wool non-apparel fabrics and felts		2231-4	06/85	99.8	98.5	97.3	-2.4	-1.2
Other non-apparel fabrics and felts		2231-418	06/85	103.8	103.9	104.2	2.7	.3
Secondary products		2231-S	06/85	103.8	103.9	104.2	2.7	.3
Narrow fabric mills								
Primary products	2241	2241-P	06/84	100.5	101.2	101.1	.5	-.1
Woven narrow fabric		2241-1	06/84	100.3	101.1	101.0	.5	-.1
Elastic		2241-11	06/84	98.3	99.3	99.1	.1	-.2
Other apparel		2241-114	06/84	99.0	99.0	99.0	-1.0	0
Other uses		2241-115	06/84	95.9	95.9	95.9	-4.3	0
Nonelastic		2241-12	06/84	102.4	102.4	102.4	1.6	0
Woven edge ribbons		2241-121	06/84	97.8	99.4	99.1	.7	-.3
Woven labels		2241-123	06/84	100.5	(³)	105.4	5.4	(³)
Tapes (wt. less than 15 oz./sq. yd.)		2241-125	06/84	105.1	110.5	109.1	6.1	-1.3
Webbing (wt. 15 oz./sq. yd. or more)		2241-127	06/84	93.3	92.8	92.8	-3.3	0
Apparel webbing		2241-12733	06/84	108.0	108.0	108.0	2.6	0
All other webbing		2241-12739	06/84	100.0	100.0	100.0	0	0
All other nonelastic		2241-129	06/84	109.8	109.8	109.8	3.2	0
Braided narrow fabric		2241-4	06/84	81.0	80.3	81.0	-6.3	.9
Elastic braids		2241-411	06/84	105.3	105.7	105.7	1.6	0
Nonelastic braids		2241-422	06/84	107.7	106.8	106.8	3.1	0
				104.5	105.3	105.3	1.2	0

See footnotes at end of table.

Table 5. Producer price indexes for the net output of selected industries and their products—Continued

Industry and product ¹	Industry code	Product code	Index base	Index			Unadjusted percent change to Jan. 1987 from —	
				Sep. 1986 ²	Dec. 1986 ²	Jan. 1987 ²	Jan. 1986	Dec. 1986
Narrow fabric mills—Continued								
Shoe and corset laces		2241-42221	06/84	101.2	101.2	101.2	0.1	0
Other nonelastic braids		2241-42223	06/84	106.3	107.6	107.6	1.7	0
Covered elastic yarn		2241-5						
Covered elastic yarn		2241-511	06/84	102.9	103.4	103.7	.9	.3
Secondary products		2241-S	06/84	105.4	105.4	105.4	0	0
Knitting mills	225		12/84	101.4	101.5	101.7	1.0	.2
Women's hosiery knit on 300 needles or more and women's knee-high socks	2251		06/84	100.8	100.7	100.8	-.4	.1
Primary products		2251-P	06/84	101.1	100.9	101.1	-.1	.2
Finished full-fashioned hosiery		2251-1						
Finished seamless and simulated seamed hosiery		2251-3	06/84	101.1	100.9	101.1	-.3	.2
Women's knee-high socks, knit on less than 300 needles		2251-311	06/84	100.2	(⁹)	100.2	0	(⁹)
Stockings and knee-highs, knit on 300 needles or more		2251-321	06/84	103.3	102.8	102.8	-.7	0
Knee-high		2251-32177	06/84	102.1	101.5	101.5	-.9	0
Full-length		2251-32188	06/84	115.1	115.1	115.1	1.1	0
Pantyhose		2251-351	06/84	100.0	100.0	100.3	-.1	.3
Under 30 denier, sheer		2251-35122	06/84	100.6	100.6	101.2	-.1	.6
30 denier and over, opaque		2251-35144	06/84	103.7	103.7	103.3	-.2	-.4
Support		2251-3516	06/84	99.0	99.0	99.0	.1	.0
Control top only		2251-35161	06/84	100.7	100.7	100.7	.1	0
Other support		2251-35162	06/84	97.6	97.6	97.6	0	0
Unfinished seamless and simulated seamed hosiery		2251-5	06/84	101.3	101.5	101.5	1.7	0
Unfinished pantyhose		2251-517	06/84	101.6	102.0	102.0	2.8	0
Secondary products		2251-S	06/84	99.0	99.0	99.0	-1.3	0
Hosiery, n.e.c.		2252-S	06/84	99.0	99.0	99.0	-1.3	0
Hosiery, n.e.c.	2252		06/84	101.2	101.4	101.4	.6	0
Primary products		2252-P	06/84	101.2	101.3	101.3	.4	0
Men's finished hosiery		2252-22	06/84	101.8	101.8	101.8	0	0
Anklet		2252-222	06/84	104.3	104.3	104.3	.4	0
Cushion		2252-2221	06/84	103.7	103.7	103.7	1.1	0
Non-cushion		2252-2222	06/84	104.4	104.4	104.4	.1	0
Manmade fibers		2252-22227	06/84	104.5	104.5	104.5	.2	0
Mid-calf/crew		2252-223	06/84	101.8	101.8	101.8	.7	0
Cushion		2252-2231	06/84	101.2	101.2	101.2	.8	0
Natural fibers		2252-22311	06/84	101.3	101.3	101.3	.5	0
Non-cushion		2252-2232	06/84	102.8	102.8	102.8	.3	0
Manmade fibers		2252-22327	06/84	101.4	101.4	101.4	.4	0
Knee-high		2252-224	06/84	98.3	98.3	98.3	-1.4	0
Cushion		2252-2241	06/84	97.1	97.1	97.1	-1.9	0
Natural fibers		2252-22411	06/84	97.0	97.0	97.0	-.6	0
Manmade fibers		2252-22417	06/84	97.1	97.1	97.1	-2.9	0
Non-cushion		2252-2242	06/84	103.0	103.0	103.0	.3	0
Natural fibers		2252-22421	06/84	104.8	104.8	104.8	(⁹)	0
Manmade fibers		2252-22427	06/84	101.1	101.1	101.1	.5	0
All other finished hosiery, knit on less than 300 needles, except women's knee-length		2252-23	06/84	100.8	101.1	101.1	1.0	0
Women's, girls' and boys' footsock		2252-231	06/84	98.7	98.7	98.7	-1.3	0
Women's, girls' and boys' ankle		2252-232	06/84	99.5	101.0	100.9	.6	-1
Cushion		2252-2321	06/84	99.9	99.9	99.9	.1	0
Natural fibers		2252-23211	06/84	100.1	100.1	100.1	.7	0
Manmade fibers		2252-23217	06/84	99.8	99.8	99.8	-.2	0
Non-cushion		2252-2322	06/84	99.2	101.8	101.6	.9	-.2
Natural fibers		2252-23221	06/84	112.6	115.9	115.1	2.2	-.7
Manmade fibers		2252-23227	06/84	94.8	97.1	97.1	.4	0
Girls' and boys' knee-high		2252-233	06/84	103.3	103.3	103.3	(⁹)	0
Other women's, girls' and boys' finished hosiery, including leg warmers, waist-highs, etc.		2252-234	06/84	99.2	99.2	99.2	0	0
Infants' and children's ankle		2252-235	06/84	103.0	103.0	103.0	.3	0
Natural fibers		2252-23511	06/84	104.3	104.3	104.3	0	0
Manmade fibers		2252-23577	06/84	102.2	102.2	102.2	.4	0
Infants' and children's knee-high		2252-236	06/84	96.9	96.9	96.9	1.9	0
Manmade fibers		2252-23677	06/84	96.9	96.9	96.9	1.9	0
Other infants' and children's finished hosiery		2252-238	06/84	93.4	93.4	93.4	-4.3	0
Unfinished hosiery, knit on less than 300 needles, except women's knee-high		2252-24	06/84	100.6	100.6	100.6	-.1	0
Men's unfinished hosiery		2252-242	06/84	99.2	99.2	99.2	-.3	0
Secondary products		2252-S	06/84	100.9	101.4	101.4	1.3	0
Knit outerwear	2253		12/84	102.6	102.7	102.7	3.0	0
Primary products		2253-P	12/84	103.2	103.2	103.1	3.1	-1
Sweaters, jackets and jerseys		2253-1	12/84	103.6	103.7	102.9	5.6	-.8
Men's and boys'		2253-12	12/84	105.1	105.1	107.4	10.2	2.2
All wool and chiefly wool		2253-122	12/84	108.8	108.8	108.8	.6	0
All manmade and chiefly manmade		2253-124	12/84	103.7	103.7	106.9	4.3	3.1
Women's, misses' and juniors'		2253-14	12/84	102.3	102.4	97.9	1.8	-4.4
All manmade and chiefly manmade		2253-144	12/84	102.1	102.3	96.8	1.0	-5.4

See footnotes at end of table.

Table 5. Producer price indexes for the net output of selected industries and their products—Continued

Industry and product ¹	Industry code	Product code	Index base	Index			Unadjusted percent change to Jan. 1987 from —	
				Sep. 1986 ²	Dec. 1986 ²	Jan. 1987 ²	Jan. 1986	Dec. 1986
Knit outerwear—Continued								
Girls', children's and infants'		2253-18	12/84	103.9	(³)	109.3	5.2	(³)
Girls', children's and infants'		2253-181	12/84	103.9	(³)	109.3	5.2	(³)
Knit outerwear sport shirts, including sweat shirts		2253-2	12/84	105.7	105.7	105.9	3.8	0.2
Men's and boys'		2253-22	12/84	105.9	105.9	106.1	3.8	.2
All manmade and chiefly manmade		2253-224	12/84	106.7	106.7	106.8	3.9	.1
Other fibers		2253-225	12/84	104.8	104.8	105.2	3.8	.4
Women's, misses' and juniors'		2253-24	12/84	107.3	107.2	107.3	4.0	.1
All manmade and chiefly manmade		2253-244	12/84	107.4	107.4	107.5	4.1	.1
Other knit outerwear		2253-3	12/84	100.5	100.5	100.7	.5	.2
Women's, misses' & juniors' knit outerwear, excl. sweaters, jackets, jerseys & sport shirts		2253-31	12/84	101.6	101.6	101.6	1.8	0
Women's, misses', and juniors' knit outerwear		2253-319	12/84	98.5	(³)	(³)	(³)	(³)
Men's & boys' knit outerwear, excl. sweaters, jackets, jerseys and sport shirts		2253-33	12/84	104.8	104.8	105.9	4.5	1.0
Men's and boys' shirts, excluding sport shirts		2253-335	12/84	101.2	101.2	101.8	.6	.6
Men's and boys' other knit outerwear		2253-338	12/84	106.2	106.2	107.5	6.1	1.2
Contract work on knitting and dyeing knit outerwear		2253-9						
Contract work on knitting and dyeing knit outerwear		2253-911	12/84	104.7	104.7	105.4	1.3	.7
Secondary products		2253-S	12/84	99.8	99.8	100.7	1.2	.9
Other secondary products		2253-SSS	12/84	99.9	(³)	(³)	(³)	(³)
Knit underwear and nightwear		2254-S	12/84	98.8	98.8	99.7	1.4	.9
Knit underwear and nightwear	2254		06/82	110.8	110.0	110.4	-1.8	.4
Primary products		2254-P	06/82	110.6	109.9	110.3	-1.7	.4
Men's and boys' knit underwear		2254-A	06/82	110.2	109.4	109.9	-2.1	.5
Men's and boys' undershirts, except thermal		2254-1	06/82	106.8	105.3	105.3	-2.4	0
Undershirts, except athletic types		2254-122	06/82	106.8	105.3	105.3	-2.4	0
100% cotton and all other cotton blends		2254-12228	06/82	112.4	109.1	109.1	-5.0	0
Men's and boys' shorts and briefs		2254-4	06/82	99.1	99.1	99.1	-3.8	0
Women's and children's underwear and nightwear		2254-C	06/82	112.4	112.3	112.3	-2	0
Women's and children's underwear		2254-2	06/82	113.0	113.0	113.0	-2	0
Women's underwear		2254-21	06/82	113.7	113.7	113.7	(³)	0
Girls', children's and infants' underwear		2254-22	06/82	109.9	109.9	109.7	.2	-2
Other underwear		2254-226	06/82	111.6	111.6	111.2	.1	-4
Women's and children's nightwear		2254-3	06/82	112.0	111.8	111.8	-1	0
Girls', children's and infants' nightwear		2254-32	06/82	115.7	114.7	114.7	-6	0
Pajamas		2254-326	06/82	118.0	118.3	118.3	-2	0
Secondary products		2254-S	06/82	108.0	106.5	107.2	-1.9	.7
Circular knit fabrics	2257		06/81	99.8	99.7	100.3	.6	.6
Primary products		2257-P	06/81	98.8	98.8	99.3	.5	.5
Finished single knit outerwear fabrics		2257-5	06/81	100.3	99.9	99.9	0	0
100% spun yarn		2257-512	06/81	99.8	99.0	99.0	-3	0
100% cotton		2257-51231	06/81	101.5	99.5	99.5	-2.1	0
Other 100% spun yarn		2257-51232	06/81	98.4	98.5	98.5	1.1	0
Finished double knit outerwear fabrics		2257-7	06/81	96.2	96.2	96.2	.3	0
100% spun yarn		2257-712	06/81	102.0	102.0	102.0	-4	0
Interlock and eightlock fabrics		2257-71232	06/81	102.2	102.2	102.2	-9	0
Contract work on knitting, dyeing, or finishing circular knit fabrics		2257-9	06/81	104.1	103.8	103.9	.1	.1
Secondary products		2257-S	06/81	105.9	105.9	107.4	1.4	1.4
Warp knit fabrics	2258		06/81	103.2	103.2	103.2	1.0	0
Primary products		2258-P	06/81	102.5	102.5	102.8	1.0	.3
Gray goods		2258-1	06/81	101.7	101.7	102.7	.8	1.0
Gray goods		2258-101	06/81	101.7	101.7	102.7	.8	1.0
Finished underwear and nightwear fabrics		2258-2	06/81	99.4	99.4	99.4	.3	0
Tricot, simplex, and milanese fabrics		2258-222	06/81	97.7	97.7	97.7	.2	0
Chiefly nylon		2258-22202	06/81	99.9	99.9	99.9	.3	0
Finished outerwear fabrics		2258-3	06/81	101.8	(³)	(³)	(³)	(³)
Chiefly other yarns		2258-319	06/81	97.3	(³)	(³)	(³)	(³)
Other finished warp knit fabrics		2258-4	06/81	108.0	(³)	(³)	(³)	(³)
Others		2258-439	09/81	117.6	(³)	(³)	(³)	(³)
Contract work: knitting, dyeing, or finishing of warp knit fabrics		2258-9	06/81	106.2	106.2	106.2	.6	0
Secondary products		2258-S	06/81	111.8	111.5	111.5	1.3	0
Other secondary products		2258-SSS	06/81	114.1	113.1	113.1	1.5	0
Knitting mills n.e.c.	2259		12/85	100.0	104.5	105.2	5.2	.7
Primary products		2259-P	12/85	100.0	104.7	105.3	5.3	.6
Other knit end products		2259-2	12/85	100.0	100.0	100.6	.6	.6
Other knit end products, n.e.c.		2259-298	12/85	100.0	100.0	100.6	.6	.6
Dyeing and finishing textiles, except wool fabrics and knit goods	226		12/84	102.0	103.1	106.2	4.1	3.0
Finished cotton broadwoven fabric	2261		06/84	98.6	104.1	100.3	.3	-3.7
Primary products		2261-P	06/84	99.2	104.6	101.2	1.0	-3.3
Non-commission finished fabric		2261-7	06/84	95.8	107.1	97.7	-1.9	-8.8
Commission finished fabric		2261-9	06/84	101.2	103.2	103.2	(³)	0
Secondary products		2261-S	06/84	89.3	97.6	90.5	-6.8	-7.3

See footnotes at end of table.

Table 5. Producer price indexes for the net output of selected industries and their products—Continued

Industry and product ¹	Industry code	Product code	Index base	Index			Unadjusted percent change to Jan. 1987 from —	
				Sep. 1986 ²	Dec. 1986 ²	Jan. 1987 ²	Jan. 1986	Dec. 1986
Finished man-made fiber and silk broadwoven fabric	2262		06/84	104.5	104.7	111.2	6.5	6.2
Primary products		2262-P	06/84	105.2	105.3	113.7	7.8	8.0
Non-commission finished fabric		2262-8	06/84	106.4	106.4	119.2	11.2	12.0
Plain dyed and finished		2262-831	06/84	102.4	102.4	114.6	(?)	11.9
Printed and finished		2262-851	06/84	111.6	110.7	109.9	-1.7	-7
Commission finished fabric		2262-9	06/84	102.9	103.4	103.4	1.3	0
Plain dyed and finished		2262-931	06/84	105.1	105.9	105.8	1.7	-1
Polyester/cotton blends		2262-93146	06/84	107.2	107.2	107.2	2.7	0
Other man-made fiber and silk fabric		2262-93155	06/84	103.8	105.7	(?)	(?)	(?)
Printed and finished		2262-951	06/84	99.4	(?)	99.4	0	(?)
Other commission finished		2262-961	06/84	102.6	103.8	103.7	1.2	-1
Secondary products		2262-S	06/84	102.0	102.5	103.0	2.1	.5
Finished yarn, raw stock, braided goods and narrow fabric, except knits and wool	2269		06/83	103.8	103.9	103.9	.9	0
Primary products		2269-P	06/83	103.3	103.4	103.4	1.1	0
Dyed yarn		2269-2	06/83	103.1	103.2	103.2	1.0	0
Chiefly carded cotton yarn		2269-221	06/83	107.5	108.4	109.3	4.3	.8
Chiefly combed cotton yarn		2269-223	06/83	102.2	102.3	102.7	-1	.4
Chiefly acrylic or modacrylic yarn		2269-232	06/83	97.6	97.6	97.6	.3	0
Other chiefly polyester spun yarn		2269-243	06/83	104.9	105.4	104.9	.7	-5
Other dyed yarn		2269-254	06/83	104.1	104.1	104.1	1.2	0
Finished yarn other than bleached or dyed		2269-3	06/83	104.2	103.3	103.1	4.8	-2
Mercerized cotton yarn		2269-351	06/83	101.7	100.6	100.3	(?)	-3
Floor covering mills	227		12/84	100.8	101.6	101.9	1.9	.3
Woven carpets and rugs	2271		06/85	101.5	101.5	101.5	.6	.0
Primary products		2271-P	06/85	101.4	101.4	101.5	.7	.1
Woven carpets and rugs, including mats and art squares		2271-1	06/85	101.4	101.4	101.5	-1	.1
Wilton		2271-112	06/85	(?)	(?)	(?)	(?)	(?)
Velvet		2271-113	06/85	102.4	102.4	(?)	(?)	(?)
Other woven carpets and rugs, inc. upholstery loom type carpeting		2271-114	06/85	107.6	107.6	108.2	5.9	.6
Tufted carpets and rugs	2272		12/79	128.2	129.3	129.7	2.0	.3
Primary products		2272-P	12/79	128.7	129.9	130.4	2.4	.4
Bathmats and sets and scatter rugs 6 x 9 or less		2272-1	12/79	(?)	(?)	141.9	1.4	(?)
Tufted broadloom		2272-3	12/79	128.4	129.9	130.3	2.6	.3
Tufted broadloom - nylon		2272-30301	12/79	132.1	133.6	134.4	3.0	.6
Tufted broadloom - polyester		2272-30303	12/79	111.8	113.4	112.1	1.4	-1.1
Tufted broadloom - other fibers and blends		2272-30309	12/79	111.1	(?)	108.2	-3.0	(?)
Automobile and aircraft carpeting		2272-505	12/79	117.8	(?)	118.5	.8	(?)
Other tufted carpet and rugs including artificial grass		2272-707	02/85	(?)	(?)	100.1	(?)	(?)
Finished only		2272-8	12/86	(?)	100.0	100.0	(?)	0
Miscellaneous receipts		2272-M	12/80	(?)	(?)	107.9	(?)	(?)
Carpets and rugs, n.e.c.	2279		06/85	95.3	95.3	95.4	-2.5	.1
Primary products		2279-P	06/85	100.4	100.5	100.6	1.4	.1
Carpets and rugs, n.e.c., including mats and art squares		2279-1	06/85	100.4	100.5	100.6	1.4	.1
Braided, hooked, and other carpets and rugs (except tufted or woven)		2279-113	06/85	101.1	101.3	101.4	3.6	.1
Yarn and thread mills	228		12/84	100.4	100.5	100.5	1.8	0
Spun yarn, except wool	2281		12/82	99.1	99.7	100.1	2.8	.4
Primary products		2281-P	12/82	98.7	99.3	99.9	1.7	-4
Carded cotton yarns		2281-1	12/82	91.5	93.2	98.7	-5.1	-4.8
Gray carded cotton yarns		2281-113	12/82	91.5	93.2	98.7	-5.1	-4.8
1 - 20 count		2281-1131	12/82	92.8	94.8	95.3	.5	.5
21 count and over		2281-1133	12/82	89.4	90.5	77.4	-15.0	-14.5
Combed cotton yarns		2281-2	12/82	100.9	101.2	102.9	3.1	1.7
Gray combed cotton yarns		2281-213	12/82	100.9	101.2	102.9	3.1	1.7
1 - 25 count		2281-2131	12/82	98.1	98.1	100.4	4.7	2.3
26 count and over		2281-2133	12/82	102.3	102.7	104.1	2.4	1.4
Rayon and/or acetate spun yarns		2281-3	12/82	100.6	100.6	101.1	1.2	.5
Gray rayon and/or acetate spun yarns		2281-313	12/82	100.6	100.6	101.1	1.2	.5
Spun noncellulosic fiber and silk yarns		2281-4	12/82	99.9	100.4	100.6	3.3	.2
Spun chiefly polyester yarns		2281-41	12/82	96.5	99.1	99.2	3.8	.1
Gray spun chiefly polyester yarns		2281-413	12/82	96.8	96.7	96.4	1.7	-3
100% spun polyester		2281-4133	12/82	103.0	103.4	103.3	1.3	-1
Blends, chiefly polyester		2281-4135	12/82	97.7	97.6	97.2	1.7	-4
50-50 polyester/cotton blend		2281-41351	12/82	97.8	97.6	97.1	2.4	-5
Other blends		2281-41353	12/82	97.5	97.5	97.5	-2.7	0
Spun noncellulosic fiber and silk yarns, excluding polyester		2281-42	12/82	100.7	101.1	101.3	2.9	.2
Gray spun noncellulosic fiber and silk yarns, excluding polyester		2281-423	12/82	100.0	100.3	100.5	3.5	.2
100% acrylic		2281-4231	12/82	100.5	100.8	101.1	6.3	.3
100% nylon		2281-4233	12/82	100.6	101.2	101.1	3.0	-1
Other spun noncellulosic fiber and silk yarns, including blends		2281-4235	12/82	97.0	96.9	97.3	0	.4
Finished spun noncellulosic fiber and silk yarns, excluding polyester		2281-427	12/82	102.1	102.6	102.9	2.0	.3
Secondary products		2281-S	12/82	100.6	100.6	108.0	11.5	7.4

See footnotes at end of table.

Table 5. Producer price indexes for the net output of selected industries and their products—Continued

Industry and product ¹	Industry code	Product code	Index base	Index			Unadjusted percent change to Jan. 1987 from —	
				Sep. 1986 ²	Dec. 1986 ²	Jan. 1987 ²	Jan. 1986	Dec. 1986
Texturing, throwing, and winding mill products: cotton, manmade fibers and silk	2282		12/82	110.1	108.6	107.5	-0.1	-1.0
Primary products		2282-P	12/82	110.2	108.4	107.2	-.8	-1.1
Thrown filament yarns, except textured		2282-3	12/82	107.8	108.6	109.6	5.8	0
Textured, bulked, or crimped filament yarn (made from purchased yarn)		2282-5	12/82	111.1	108.3	107.1	-1.7	-1.1
Nylon		2282-515	12/82	109.2	108.3	109.5	.9	1.1
Nylon (80 - 89 denier)		2282-51513	12/82	95.2	92.0	96.0	1.7	4.3
Nylon (90 - 210 denier)		2282-51514	12/82	92.9	92.9	92.9	2.1	0
Polyester		2282-551	12/82	115.2	109.7	105.2	-5.6	-4.1
Commission texturing, throwing, plying, etc. of filament yarns		2282-9	12/82	102.4	106.0	103.7	1.4	-2.2
Commission texturing or throwing of filament yarns		2282-911	12/82	105.2	106.5	106.5	4.5	0
Commission plying, winding, warping, etc., of yarns (not thrown or spun at same est.)		2282-951	12/82	95.5	104.9	97.1	-6.1	-7.4
Wool yarn	2283		12/82	99.4	99.5	99.5	0	0
Primary products		2283-P	12/82	99.0	99.2	99.2	.1	0
Machine knitting yarns		2283-2	12/82	104.2	104.3	104.3	-.9	0
Carpet and rug yarns		2283-3	12/82	96.4	(³)	97.7	1.3	(³)
100% wool		2283-369	12/82	96.7	(³)	98.1	1.4	(³)
Thread Mills	2284		06/84	99.3	100.9	100.9	1.6	0
Primary products		2284-P	06/84	99.1	100.6	100.6	1.5	0
Finished thread for industrial or manufacturers' use		2284-2	06/84	99.0	100.7	100.6	1.6	-.1
Cotton thread, including industrial weight goods and braided		2284-213	06/84	99.6	99.7	99.7	.1	.0
Manmade fiber thread and other thread		2284-225	06/84	98.6	101.3	101.2	2.6	-.1
Spun polyester		2284-22501	06/84	98.3	97.9	98.4	.7	.5
Corespun		2284-22502	06/84	96.6	96.6	98.1	.3	-.5
Filament polyester and nylon		2284-22504	06/84	98.9	102.2	102.0	3.4	-2
Other		2284-22505	06/84	106.5	118.0	118.0	12.7	0
Miscellaneous textile goods	229		12/84	100.3	99.5	100.0	.4	.5
Felt goods, except woven felt and hats	2291		12/85	101.6	101.9	102.1	2.1	.2
Primary products		2291-P	12/85	102.0	102.4	102.7	2.7	.3
Pressed wool felt		2291-1	12/85	101.6	101.6	101.6	1.6	0
Industrial felt		2291-111	12/85	102.2	102.2	102.2	2.2	0
Punched or needled felts		2291-2	12/85	102.2	102.8	103.1	3.1	.3
Wool felts and man-made fiber felts		2291-247	12/85	104.6	105.8	106.4	6.4	.6
Lace goods	2292		12/85	103.3	103.3	103.3	.4	0
Primary products		2292-P	12/85	103.4	103.4	103.4	0	0
Miscellaneous receipts		2292-M	12/85	102.8	102.8	(³)	(³)	(³)
Contract work and other miscellaneous receipts		2292-XY9	12/85	102.8	102.8	(³)	(³)	(³)
Padding and upholstery filling	2293		12/85	99.6	99.8	99.8	-.3	0
Primary products		2293-P	12/85	99.6	99.7	99.8	-.3	.1
Padding and pads		2293-11	12/85	100.6	101.0	101.0	1.0	0
All other padding		2293-119	12/85	102.2	103.6	103.6	3.6	0
Batting, wadding, and mattress felts		2293-13	12/85	98.3	98.4	98.4	-2.0	0
Made from cotton linters, cotton waste, and raw cotton		2293-132	12/85	95.3	95.3	95.3	-4.0	0
Made from all other fibers		2293-134	12/85	101.2	101.4	101.4	0	0
Upholstery filling		2293-157	12/85	98.8	98.0	98.6	-1.0	.6
Processed textile waste	2294		12/85	89.6	102.8	101.1	1.3	-1.7
Primary products		2294-P	12/85	88.1	102.3	101.2	1.4	-1.1
Recovered fibers, processed mill waste, and related products		2294-1						
Fibers recovered from clips and rags (new and used)		2294-114	12/85	96.3	99.3	96.1	(³)	-3.2
Fibers recovered from mill waste, excluding fibers recovered from clips and rags		2294-12	12/85	87.4	102.6	101.7	1.9	-.9
Manmade fibers		2294-127	12/85	96.1	100.3	99.2	-.9	-1.1
Nylon		2294-12713	12/85	100.8	101.8	101.8	-.1	0
All other manmade fibers, including combinations of fiber types		2294-12714	12/85	91.6	100.7	98.1	-1.9	-2.6
Coated fabrics, not rubberized	2295		06/85	100.2	100.1	100.4	.2	.3
Primary products		2295-P	06/85	100.4	100.3	100.7	.4	.4
Vinyl coated or laminated fabric		2295-2	06/85	100.3	100.3	100.2	-.2	-.1
Lightweight fabric, 10 oz. & under/sq. yd. finished wt		2295-211	06/85	96.7	96.7	(³)	(³)	(³)
Mediumweight fabric, over 10 oz. to 16 oz./sq. yd. finished wt		2295-222	06/85	100.0	99.8	99.8	-.2	0
Woven fabric base		2295-22222	06/85	100.0	(³)	100.0	0	(³)
Knitted fabric base		2295-22224	06/85	99.9	(³)	99.7	-.2	(³)
Heavyweight fabric, over 16 oz./sq. yd. finished wt		2295-233	06/85	101.3	101.3	101.3	.6	0
Woven fabric base		2295-23332	06/85	100.0	(³)	100.0	0	(³)
Knitted fabric base		2295-23334	06/85	102.3	102.3	102.2	1.1	-.1
Nonwoven fabric base		2295-23336	06/85	98.4	98.4	98.4	-1.6	0
Polyurethane & other coated & laminated fabric		2295-3	06/85	100.5	100.5	102.4	2.6	1.9
Polyurethane coated or laminated fabric		2295-315	06/85	100.5	100.5	100.5	.1	0
Other coated or laminated fabric		2295-322	06/85	100.5	100.5	102.7	3.1	2.2
Lightweight fabric, 10 oz. & under/sq. yd. finished wt		2295-3222	06/85	99.3	99.3	103.0	3.6	3.7
Woven fabric base		2295-32222	06/85	99.5	99.5	103.1	3.9	3.6
Mediumweight fabric, over 10 oz. to 16 oz./sq. yd. finished wt		2295-32223	06/85	102.6	102.6	102.6	2.6	0

See footnotes at end of table.

Table 5. Producer price indexes for the net output of selected industries and their products—Continued

Industry and product ¹	Industry code	Product code	Index base	Index			Unadjusted percent change to Jan. 1987 from —	
				Sep. 1966 ²	Dec. 1966 ²	Jan. 1967 ²	Jan. 1986	Dec. 1986
Coated fabrics, not rubberized—Continued								
Woven fabric base		2295-32232	06/85	102.0	102.0	102.0	2.0	0
Heavyweight fabric, over 16 oz./sq. yd. finished wt		2295-3224	06/85	101.4	101.4	(?)	(?)	(?)
Woven fabric base		2295-32242	09/85	101.1	(?)	(?)	(?)	(?)
Secondary products		2295-S	06/85	98.9	98.9	99.0	-1.0	.1
Tire cord and fabric								
.....	2296		06/84	101.3	99.6	99.2	-1.4	-4
Primary products		2296-P	06/84	101.5	99.7	99.3	-1.4	-4
Tire cord and fabric		2296-1	06/84	101.5	99.7	99.3	-1.4	-4
Nylon tire cord and fabric		2296-122	06/84	98.4	97.0	96.3	-6	1.3
Polyester tire cord and fabric		2296-133	06/84	101.3	99.9	97.6	-5.1	-2.3
Nonwoven fabrics and related products								
.....	2297		12/85	103.2	99.9	102.9	2.8	3.0
Primary products		2297-P	12/85	103.8	99.9	103.5	3.4	3.6
Nonwoven fabrics		2297-1	12/85	100.7	100.5	100.5	.4	0
Laminated and wet laid		2297-12	12/85	99.9	99.9	100.4	.5	.5
Under 1 ounce per square yard		2297-121	12/85	99.9	99.9	100.4	.5	.5
Spun bonded, dry laid, and others		2297-13	12/85	101.2	100.8	100.5	.3	-.3
Under 0.8 ounces per square yard		2297-131	12/85	98.8	96.6	95.4	-4.6	-1.2
0.8 ounces to 1.5 ounces per square yard		2297-133	12/85	100.6	100.6	100.6	.5	0
Over 1.5 ounces per square yard		2297-135	12/85	102.2	102.5	102.4	2.1	-.1
Fabricated nonwoven products		2297-2	01/86	111.1	(?)	110.5	10.5	(?)
Cordage and twine								
.....	2298		06/85	101.8	101.3	100.7	.5	-.6
Primary products		2298-P	06/85	102.3	101.6	101.0	.7	-.6
Hard fiber cordage and twine		2298-1	06/85	75.2	77.1	(?)	(?)	(?)
Soft fiber cordage and twine, except cotton		2298-2	06/85	108.7	107.5	107.4	7.5	-.1
Manmade fiber cordage and twine		2298-2A	06/85	110.8	109.6	109.5	8.4	-.1
Fish line, fish net, and fish netting (made in this establishment)		2298-207	06/85	148.2	142.6	144.6	46.4	1.4
Rope		2298-208	06/85	100.9	100.9	99.8	-1.9	-1.1
Polypropylene		2298-20811	06/85	104.2	104.2	101.4	-1.5	-2.7
Nylon		2298-20812	06/85	102.9	102.1	104.1	3.4	2.0
Twine, agricultural		2298-211	06/85	95.6	92.0	(?)	(?)	(?)
All other manmade fiber cordage and twine, including industrial twine		2298-212	06/85	102.6	102.7	102.6	-.1	-.1
Secondary products		2298-S	06/85	97.7	(?)	97.7	0	(?)
Textile goods, n.e.c.								
.....	2299		06/85	97.8	96.2	96.3	-.4	.1
Primary products		2299-P	06/85	97.3	97.8	96.0	-.4	.2
Jute goods, except jute felts, cordage or twine, and linen goods		2299-2	06/85	106.4	106.4	(?)	(?)	(?)
Scouring and combing mill products		2299-3	06/85	96.6	97.6	98.0	(?)	.4
Other textile goods, n.e.c.		2299-5	06/85	88.3	88.2	88.2	-11.8	0
Secondary products		2299-S	06/85	100.1	100.1	100.1	0	0

Table 5. Producer price indexes for the net output of selected industries and their products—Continued

Industry and product ¹	Industry code	Product code	Index base	Index			Unadjusted percent change to Jan. 1987 from —	
				Sep. 1986 ²	Dec. 1986 ²	Jan. 1987 ²	Jan. 1986	Dec. 1986
Apparel and other finished products made from fabrics and similar materials	23		12/84	102.2	102.3	102.5	0.5	0.2
Men's and boys' suits and coats	2311		12/80	120.3	123.0	123.6	1.7	.5
Primary products		2311-P	12/80	120.8	123.4	123.9	1.6	.4
Men's and boys' suits and coats, excluding contract work		2311-A	12/86	(³)	100.0	100.5	(³)	.5
Men's suits		2311-1	12/80	118.6	123.7	124.6	3.1	.7
Business suits		2311-11	12/80	118.5	124.0	124.6	3.0	.5
Regular weight business suits		2311-113	12/80	116.3	123.3	123.6	3.2	.2
Fabrics except all wool or wool blends		2311-11344	12/80	101.8	115.8	(³)	(³)	(³)
All wool or wool blends		2311-11347	12/86	(³)	100.0	100.4	(³)	.4
Light weight business suits		2311-117	12/80	123.8	125.7	127.2	2.7	1.2
Fabrics except all wool or wool blends		2311-11744	12/80	126.7	127.5	130.7	3.2	2.5
All wool or wool blends		2311-11747	12/80	121.3	124.2	124.2	2.4	0
Men's tailored dress and sport coats and jackets		2311-3	12/80	120.8	120.5	120.8	.2	.2
Business type dress and sport coats and jackets		2311-321	12/80	119.1	118.8	119.1	-.1	.3
Fabrics except wool and cotton		2311-32144	12/80	119.8	119.3	119.7	-.7	.3
All wool or wool blends		2311-32145	12/86	(³)	100.0	100.0	(³)	0
Dress, sport coats and jackets, except business, incl. sep. vests		2311-322	12/80	(³)	(³)	129.1	(³)	(³)
Receipts for contract work on men's and boys' suits and coats		2311-9	12/80	127.4	127.4	127.7	1.8	.2
Secondary products		2311-S	12/80	125.9	125.9	127.0	2.8	.9
Other secondary products		2311-SSS	12/80	131.1	131.1	132.4	1.8	1.0
Men's and boys' separate trousers		2327-S	12/80	121.4	(³)	122.3	3.6	(³)
Men's, youths' & boys' furnishings, work clothing & allied garments	232		12/84	101.8	101.5	102.3	1.2	.8
Men's and boys' shirts (except work shirts) and nightwear	2321		06/83	100.5	99.5	101.7	1.2	2.2
Primary products		2321-P	06/83	101.2	100.5	102.0	1.7	1.5
Men's and boys' knit outerwear sport shirts, including sweat shirts		2321-2	06/83	96.0	94.0	98.1	3.2	4.4
Men's knit outerwear sport shirts, except sweat shirts		2321-211	06/83	92.7	92.4	95.5	3.7	3.4
All cotton and chiefly cotton		2321-21115	06/83	91.8	92.3	96.4	4.8	4.4
All manmade and chiefly manmade fibers		2321-21117	06/83	93.7	92.3	94.5	2.5	2.4
Boys' knit outerwear sport shirts, except sweat shirts		2321-225	06/83	105.1	98.4	105.1	1.8	6.8
All cotton and chiefly cotton		2321-22526	06/83	(³)	96.3	(³)	(³)	(³)
Men's and boys' dress and woven sport shirts, including uniform shirts ..		2321-4	06/83	103.3	103.0	103.5	1.5	.5
Men's dress and business shirts and collars		2321-417	06/83	105.1	104.6	105.6	2.4	1.0
All cotton and chiefly cotton		2321-41718	06/83	103.1	103.3	105.0	4.3	1.6
All manmade and chiefly manmade fibers		2321-41721	06/83	105.8	105.0	105.8	1.8	.8
Men's woven sport shirts		2321-427	06/83	101.7	101.8	101.8	.7	0
All cotton and chiefly cotton		2321-42713	09/83	103.3	103.3	103.3	1.9	0
All manmade and chiefly manmade fibers		2321-42714	06/83	100.9	101.1	101.1	.2	0
Contract work on men's and boys' shirts and nightwear		2321-9	06/83	104.6	105.0	104.6	0	-.4
Contract work on men's and boys' shirts and collars		2321-913	06/83	104.6	105.0	104.6	0	-.4
Miscellaneous receipts		2321-M	06/83	94.8	94.8	96.5	-3.4	1.8
Resales		2321-Z89	06/83	93.5	93.5	95.5	-4.0	2.1
Secondary products		2321-S	06/83	102.5	99.7	105.4	-5.7	5.7
Men's and boys' underwear	2322		06/82	108.8	108.8	108.8	-.5	0
Primary products		2322-P	06/82	105.6	105.6	105.6	(³)	0
Men's and boys' knit underwear		2322-A	06/82	106.1	106.1	106.1	(³)	0
Knit undershirts, except thermal		2322-1	06/82	104.5	104.5	104.5	(³)	.0
Men's and boys' neckwear	2323		12/83	106.0	106.0	106.1	2.0	.1
Primary products		2323-P	12/83	106.3	106.3	106.3	2.0	0
Men's and boys' neckwear		2323-1	12/83	106.3	106.3	106.3	2.0	0
Men's and boys' neckties		2323-12	12/83	106.4	106.4	106.1	1.8	-.3
All silk		2323-121	12/83	110.8	110.9	110.5	4.8	-.4
All polyester		2323-127	12/83	106.1	106.1	105.8	.8	-.3
Other fabrics, including blends		2323-129	12/83	102.4	102.5	102.5	2.3	0
Miscellaneous receipts		2323-M	12/83	113.3	113.3	113.3	(³)	0
Men's and boys' separate trousers	2327		12/81	107.5	107.5	108.3	4.4	.7
Primary products		2327-P	12/81	109.6	109.6	110.4	3.5	.7
Men's and boys' dress and sport trousers and dress shorts		2327-1	12/81	107.0	107.0	107.6	4.8	.8
Men's dress and sport trousers, except uniform		2327-112	12/81	108.9	108.8	109.6	5.4	.7
All wool and wool blends		2327-1121	12/81	108.4	109.3	109.4	1.6	.1
Woven construction		2327-11213	12/81	112.4	113.4	113.5	1.6	.1
All cotton and cotton blends		2327-1123	12/81	104.9	107.8	108.4	17.6	.6
Woven construction		2327-11233	12/81	104.9	107.8	108.4	17.6	.6
Fabrics other than wool and wool blends or cotton and cotton blends		2327-1129	12/81	110.6	109.2	110.1	1.4	.8
Knit construction		2327-11291	12/81	117.5	115.1	(³)	(³)	(³)
Woven construction		2327-11293	12/81	105.9	105.2	105.9	1.2	.7
Boys' dress and sport trousers, including uniform		2327-157	12/81	93.5	(³)	(³)	(³)	(³)
All cotton and cotton blends, other than wool		2327-15752	12/81	100.6	(³)	(³)	(³)	(³)
Receipts for contract work on men's and boys' trousers		2327-9	12/81	120.3	(³)	121.8	-.7	(³)
Receipts for contract work on men's and boys' trousers		2327-911	12/81	120.3	(³)	121.8	-.7	(³)
Secondary products		2327-S	12/81	108.1	108.1	109.5	4.0	1.3
Other secondary products		2327-SSS	12/81	105.6	105.6	107.9	7.0	2.2

See footnotes at end of table.

Table 5. Producer price indexes for the net output of selected industries and their products—Continued

Industry and product ¹	Industry code	Product code	Index base	Index			Unadjusted percent change to Jan. 1987 from —	
				Sep. 1986 ²	Dec. 1986 ²	Jan. 1987 ²	Jan. 1986	Dec. 1986
Men's and boys' work clothing	2328		12/81	104.6	104.6	104.7	0.1	0.1
Primary products	2328-P		12/81	105.6	105.6	105.7	.3	.1
Men's and boys' work shirts	2328-1		12/81	104.6	104.6	104.5	-.1	-.1
Men's and boys' work shirts	2328-111		12/81	104.6	104.6	104.5	-.1	-.1
Men's and boys' jeans and jean cut casual slacks	2328-3		12/81	104.6	104.6	104.8	-.1	.2
Men's jeans and jean cut casual slacks	2328-351		12/81	104.8	104.8	105.0	-.3	.2
Denim	2328-35126		12/81	106.3	106.3	106.3	0	0
Corduroy	2328-35127		12/81	101.8	101.8	101.8	-.1	0
Other fabrics	2328-35129		12/81	(³)	102.0	(³)	(³)	(³)
Boys' jeans and jean cut casual slacks	2328-352		12/81	104.0	104.1	104.1	.4	0
Denim	2328-35226		12/81	107.9	107.9	107.9	1.6	0
Other fabrics	2328-35229		12/81	96.7	97.2	97.2	-1.9	0
Men's and boys' other work clothing	2328-4		12/81	108.5	108.5	108.6	.4	.1
Men's other work clothing	2328-451		12/81	107.5	107.5	107.5	.3	0
Washable service apparel	2328-45111		12/81	102.2	102.2	102.2	.1	0
One piece work suits	2328-45114		12/81	104.7	104.7	104.5	.6	-.2
Dungarees and overalls	2328-45121		12/81	105.1	105.1	105.4	.6	.3
Work pants	2328-45131		12/81	112.0	112.0	112.0	-.1	0
Other work clothing, including jackets	2328-45139		12/81	104.3	104.3	104.2	.7	-.1
Boys' other work clothing	2328-452		12/81	116.9	117.0	117.3	1.0	.3
Secondary products	2328-S		12/81	102.1	102.3	102.2	.7	-.1
Men's and boys' separate trousers	2327-S		12/81	105.0	105.0	105.0	1.7	0
Other secondary products	2328-SSS		12/81	101.6	101.9	101.7	.5	-.2
Men's and boys' clothing, n.e.c.	2329		12/83	105.7	105.2	105.5	1.2	.3
Primary products	2329-P		12/83	105.3	104.8	105.1	1.0	.3
Men's and boys' nontailored heavy jackets and coats	2329-1		12/83	104.9	104.5	104.6	.5	.1
Men's heavy nontailored jackets and coats, except uniform	2329-121		12/83	106.3	105.8	105.9	1.0	.1
Other fabrics	2329-12103		12/83	108.5	108.0	108.1	1.6	.1
Men's and boys' swimwear, sweaters, and outerwear n.e.c.	2329-2		12/83	105.6	105.1	105.6	1.4	.5
Swimwear and athletic shorts	2329-22		12/83	109.7	109.7	109.7	8.3	0
Men's swimsuits	2329-221		12/83	(³)	(³)	(³)	(³)	(³)
Men's and boys' athletic shorts	2329-223		12/83	101.2	101.2	101.2	0	0
Men's and boys' outerwear, n.e.c.	2329-25		12/83	104.5	103.8	104.4	-.5	.6
Men's light nontailored jackets, except uniform	2329-255							
Chiefly cotton	2329-25501		05/86	98.5	(³)	(³)	(³)	(³)
Other fabrics	2329-25503		12/83	104.6	103.2	103.2	-1.0	0
Boys' light nontailored jackets, except uniform	2329-258							
Other men's and boys' outerwear, n.e.c.	2329-259		12/83	108.6	109.6	110.1	1.0	.5
Miscellaneous receipts	2329-M		12/83	111.1	111.1	111.1	.1	0
Contract work	2329-Y99		12/83	111.2	111.2	111.2	.2	0
Secondary products	2329-S		12/83	106.0	105.6	106.2	2.9	.6
Women's, misses', and juniors' outerwear	233		12/84	103.0	102.6	102.6	.8	0
Women's, misses', & juniors' blouses, waists & shirts	2331		06/83	115.2	115.2	115.5	1.1	.3
Primary products	2331-P		06/83	114.6	114.6	115.0	1.3	.3
Women's, misses', & juniors' blouses, waists & shirts, excluding contract work	2331-A		06/86	99.9	99.9	100.3	(³)	.4
Women's, misses', & juniors' knit outerwear sport & sweat shirts	2331-2		04/84	87.9	87.9	87.9	(³)	0
Knit outerwear sport shirts	2331-243		04/84	87.9	87.9	87.9	(³)	0
All manmade and chiefly manmade fibers	2331-24315		06/84	105.7	105.7	105.7	(³)	0
Women's, misses', & juniors' blouses, waists, & shirts, except knit sport & sweat shirts	2331-7		06/83	127.7	127.7	128.5	1.7	.6
Knit blouses, waists, & shirts	2331-721		06/83	133.4	133.4	135.1	1.3	1.3
All cotton and chiefly cotton	2331-72116		06/86	100.0	(³)	(³)	(³)	(³)
All manmade and chiefly manmade fibers	2331-72117		06/83	134.5	134.5	136.4	(³)	1.4
Woven blouses, waists, & shirts	2331-723		06/83	123.4	123.3	123.4	1.9	.1
All cotton and chiefly cotton	2331-72316		06/85	108.7	108.7	108.7	(³)	0
All manmade and chiefly manmade fibers	2331-72317		06/83	121.1	121.1	121.1	0	0
Contract work on women's, misses', & juniors' blouses, waists, & shirts	2331-9		06/83	103.7	103.9	103.8	.6	-.1
Secondary products	2331-S		06/83	108.5	108.5	108.5	0	0
Other secondary products	2331-SSS		06/83	106.8	106.8	106.8	0	0
Women's, misses', & juniors' outerwear, n.e.c.	2339-S		06/83	110.5	110.5	110.5	0	0
Women's, misses', and juniors' dresses	2335		12/80	110.2	109.0	109.1	.1	.1
Primary products	2335-P		12/80	111.8	110.4	110.6	-.3	.2
Dresses not made on a contract basis	2335-A		06/86	99.6	98.0	98.2	(³)	.2
Unit priced dresses	2335-1		12/80	110.2	108.4	108.7	(³)	.3
Unit priced - chiefly cotton	2335-121		05/83	117.2	117.6	117.2	3.5	-.3
Unit priced - chiefly synthetic	2335-125		12/80	107.4	105.3	105.6	-1.7	.3
Unit priced - chiefly other material	2335-129		06/86	105.0	(³)	(³)	(³)	(³)
Contract work on women's and misses' dresses	2335-9		12/80	119.1	119.1	119.1	0	0
Secondary products	2335-S		12/80	108.7	108.7	(³)	(³)	(³)
Other secondary products	2335-SSS		12/80	94.3	94.3	(³)	(³)	(³)
Women's and misses' suits and coats	2337-S		12/80	(³)	(³)	(³)	(³)	(³)
Women's, misses', and juniors' suits and coats	2337		12/82	100.9	100.0	99.8	-.4	-.2
Primary products	2337-P		12/82	103.9	101.7	101.5	-.5	-.2
Coats, suits, and skirts, excluding contract work	2337-A		06/86	100.0	97.2	97.2	(³)	0

See footnotes at end of table.

Table 5. Producer price indexes for the net output of selected industries and their products—Continued

Industry and product ¹	Industry code	Product code	Index base	Index			Unadjusted percent change to Jan. 1987 from —	
				Sep. 1986 ²	Dec. 1986 ²	Jan. 1987 ²	Jan. 1986	Dec. 1986
Women's, misses', and juniors' suits and coats—Continued								
Coats, except fur, all leather, and rain		2337-1	12/82	104.4	95.1	95.1	-2.0	0
All wool and chiefly wool		2337-122	12/82	109.5	105.7	105.7	12.0	0
All manmade and chiefly manmade		2337-123	12/82	99.6	85.2	(³)	(³)	(³)
Suits		2337-2	12/82	96.2	96.2	96.2	(³)	0
Other suits, including uniforms		2337-251	12/82	96.2	96.2	96.2	(³)	0
Woven		2337-25101	12/82	96.2	96.2	96.2	(³)	0
Skirts and jackets		2337-4	12/82	104.8	106.1	105.9	-3	-2
Skirts, including uniform		2337-41	12/82	106.7	109.1	108.7	-4	-4
Woven		2337-415	12/82	109.3	111.8	111.4	-4	-4
Jackets		2337-42	12/82	102.0	101.6	101.8	-2	.2
Separate tailored suit-type jackets, including uniform		2337-422	12/82	102.0	102.3	102.3	(³)	0
Woven		2337-42201	12/82	86.8	87.4	87.4	(³)	0
Nontailored outer jackets, excluding ski		2337-428	12/82	101.5	96.5	98.3	(³)	1.9
Contract work on women's, misses' and juniors' suits and coats		2337-9	12/82	112.1	112.9	112.1	.7	-7
Contract work on women's, misses' and juniors' suits and coats		2337-911	12/82	112.1	112.9	112.1	(³)	-7
Secondary products and miscellaneous receipts		2337-SM	12/82	97.1	100.2	100.1	(³)	-1
Miscellaneous receipts		2337-M	06/86	100.0	100.0	100.0	(³)	0
Resales		2337-Z89	06/86	100.0	100.0	100.0	(³)	0
Secondary products		2337-S	12/82	97.1	100.6	100.5	0	-1
Women's, misses' and juniors' blouses, waists and shirts		2331-S	12/82	106.4	112.5	112.5	(³)	0
Women's, misses' and juniors' dresses		2336-S	06/86	(³)	(³)	(³)	(³)	(³)
Other secondary products		2337-SSS	06/86	100.0	100.4	100.4	(³)	0
Women's, misses' and juniors' outerwear, n.e.c.		2339-S	12/82	88.5	92.6	92.2	-2.5	-4
Women's, misses', and juniors' outerwear, n.e.c.								
Primary products	2339	2339-P	06/83	98.0	98.5	98.5	2.1	0
Non-commission women's, misses', and juniors' outerwear, n.e.c.		2339-A	06/86	99.0	99.6	99.6	1.9	0
Washable service apparel		2339-2	06/86	100.7	101.3	101.3	(³)	0
Nurses', maids', waitresses', and similar uniforms		2339-213	06/86	100.0	100.0	100.0	(³)	0
Bathing suits		2339-4	12/83	105.6	107.6	107.6	2.7	0
Slacks		2339-5	06/83	94.7	95.1	95.1	3.6	0
Jean-cut casual slacks		2339-541	06/83	103.0	104.1	104.1	3.8	0
All cotton and chiefly cotton		2339-54101	06/83	103.0	104.1	104.1	3.8	0
Other slacks		2339-565	06/83	91.3	91.3	91.3	3.5	0
Knit fabric		2339-5651	06/83	101.0	101.0	101.0	(³)	0
Fabric other than all cotton and chiefly cotton		2339-56512	06/83	101.0	101.0	101.0	(³)	0
Woven fabric		2339-5652	06/83	83.8	83.8	83.8	7.0	0
All cotton and chiefly cotton		2339-56521	06/86	(³)	(³)	100.0	(³)	(³)
Fabric other than all cotton and chiefly cotton		2339-56522	06/83	80.6	80.6	80.6	8.8	0
Other outerwear, n.e.c.		2339-7	06/83	104.0	105.3	105.3	-2	0
Play garments and dungarees		2339-71	06/83	103.2	103.3	103.3	-1.6	0
Playshorts, pedal pushers, bermudas, and jamaicas		2339-716	06/84	97.3	(³)	(³)	(³)	(³)
Other play garments, including playsuits, beachtops, and halters ..		2339-719	10/83	125.3	125.3	125.3	(³)	0
Sweaters, jackets, and jerseys		2339-751	06/86	(³)	(³)	(³)	(³)	(³)
Contract and commission work on women's, misses', and juniors' outerwear, n.e.c.		2339-9	06/83	103.1	103.6	103.6	.4	0
Contract and commission work on women's, misses', and juniors' outerwear, n.e.c.		2339-911	06/83	103.1	103.6	103.6	(³)	0
Miscellaneous receipts		2339-M	10/83	99.8	(³)	(³)	(³)	(³)
Resales		2339-Z89	10/83	99.8	(³)	(³)	(³)	(³)
Secondary products		2339-S	06/83	97.1	97.3	97.3	1.6	0
Women's, misses', and juniors' blouses, waists, and shirts		2331-S	06/83	98.1	98.1	98.1	.6	0
Women's, misses', and juniors' suits, skirts, and coats		2337-S	06/83	93.2	93.2	93.2	-6	0
Other secondary products		2339-SSS	06/83	98.4	99.6	99.6	6.5	0
Women's, misses', children's, and infants' undergarments								
	234		12/84	102.9	103.2	105.1	2.6	1.8
Women's and children's underwear and nightwear								
Primary products	2341	2341-P	06/82	105.5	107.2	107.9	2.8	.7
Underwear		2341-2	06/82	107.1	108.6	109.4	2.6	.7
Women's underwear		2341-21	06/82	107.8	110.5	110.6	1.7	.1
Slips, half slips, and petticoats		2341-211	06/82	106.6	109.9	109.2	1.2	-6
Chiefly synthetic fibers		2341-2113	06/82	102.3	108.1	105.6	.7	-2.3
Knit		2341-21131	06/82	101.8	108.5	105.5	-8	-2.8
Panties		2341-213	06/82	100.7	110.3	106.0	-1.0	-3.9
Chiefly synthetic fibers		2341-21361	06/82	108.6	109.7	109.7	.4	0
Other women's underwear		2341-214	06/82	108.5	109.9	109.9	.5	0
Girls', children's and infants' underwear		2341-214	06/82	118.3	123.7	128.5	10.2	3.9
Panties		2341-22	06/82	112.7	112.7	116.5	3.4	3.4
Nightwear		2341-223	06/82	109.6	109.6	110.0	.5	.4
Women's nightwear		2341-3	06/82	105.2	106.4	107.9	4.1	1.4
Nightgowns		2341-31	06/82	106.5	106.5	108.4	5.2	1.8
Chiefly synthetic fibers		2341-315	06/82	107.6	107.7	110.7	8.3	2.8
Knit		2341-31531	06/82	111.2	111.3	114.4	8.3	2.8
Woven		2341-31531	06/82	104.5	104.6	104.6	0	0
Girls', children's and infants' nightwear		2341-31532	06/82	119.1	119.1	126.0	18.0	5.8
Pajamas		2341-32	06/82	100.8	105.8	106.2	.3	.4
Secondary products		2341-326	06/82	95.4	102.4	103.0	.5	.6
		2341-S	06/82	95.3	96.3	94.1	-2	-2.3

See footnotes at end of table.

Table 5. Producer price indexes for the net output of selected industries and their products—Continued

Industry and product ¹	Industry code	Product code	Index base	Index			Unadjusted percent change to Jan. 1987 from —	
				Sep. 1986 ²	Dec. 1986 ²	Jan. 1987 ²	Jan. 1986	Dec. 1986
Brassieres and allied garments	2342		06/82	116.9	113.4	119.1	2.0	5.0
Primary products		2342-P	06/82	117.8	116.3	119.9	2.7	3.1
Brassieres		2342-1	06/82	115.3	113.0	116.8	2.5	3.4
Bandeau		2342-14	06/82	115.4	113.0	117.0	2.5	3.5
Regular strap		2342-141	06/82	117.7	114.3	120.0	3.6	5.0
Soft cup		2342-14112	06/82	106.6	106.6	111.7	6.8	4.8
Contour lined cup		2342-14113	06/82	137.2	125.9	137.4	.7	9.1
Underwire		2342-14114	06/82	114.6	(?)	115.6	4.1	(?)
Other, including padded		2342-14119	06/82	104.7	(?)	(?)	(?)	(?)
Strapless, convertible or other bandeau bras		2342-143	06/82	120.5	118.2	120.9	2.5	2.3
Other bras, including long line		2342-15	06/82	109.7	111.7	110.9	1.8	-.7
Girdles, corsets, combinations and accessories		2342-2	06/82	125.6	125.6	129.2	3.2	2.9
Girdles without opening		2342-221	06/82	107.2	107.2	106.4	1.5	-.7
Girdles with opening		2342-231	06/82	133.0	133.0	137.3	3.2	3.2
Corsets, combinations, and accessories		2342-241	06/82	106.4	106.4	112.1	5.3	5.4
Contract work on brassieres and allied garments		2342-9	06/82	103.0	103.0	(?)	(?)	(?)
Contract work on brassieres and allied garments		2342-911	06/82	103.0	103.0	(?)	(?)	(?)
Secondary products		2342-S	06/82	109.5	97.8	111.6	-2.3	14.1
Hats, caps, and millinery	235		06/85	102.1	102.5	102.1	.4	-.4
Millinery	2351		06/85	99.7	99.7	99.7	-.3	0
Primary products		2351-P	06/85	99.7	99.7	99.7	-.3	0
Fur felt and wool felt		2351-112	06/85	99.2	(?)	(?)	(?)	(?)
Straw		2351-151	06/85	100.0	(?)	(?)	(?)	(?)
Hats and caps, except millinery	2352		06/85	102.7	103.2	102.8	.6	-.4
Primary products		2352-P	06/85	102.8	103.3	102.8	.6	-.5
Hats and hat bodies, except cloth and millinery		2352-1	06/85	103.8	105.0	105.0	1.0	0
Finished straw hats, except harvest hats, men's and boys'		2352-115	06/85	99.6	104.1	104.1	4.1	0
Wool felt finished hats		2352-141	06/85	99.8	99.8	99.8	-1.9	0
Fur felt finished hats		2352-183	06/85	112.1	(?)	112.1	-.9	(?)
Cloth hats and caps		2352-2	06/85	102.4	102.6	101.8	.4	-.8
Men's and boys' woven cloth hats, except uniform		2352-212	06/85	105.9	107.3	107.1	3.2	-.2
Men's and boys' woven cloth caps, except uniform		2352-215	06/85	101.2	101.2	100.0	-1.2	-1.2
All other hats and caps, inc. harvest hats, women's uniform hats and caps, etc.		2352-298	06/85	100.4	100.4	100.4	-.3	.0
Secondary products		2352-S	06/85	102.4	102.4	103.1	.7	.7
Girls', children's, and infants' outerwear	236		12/84	99.9	100.2	100.3	-1.1	.1
Girls', children's, & infants' dresses, blouses & shirts	2361		12/84	99.7	101.3	101.3	-.3	0
Primary products		2361-P	12/84	100.8	102.1	102.1	.9	0
Dresses, blouses, & shirts, except knit sport shirts & sweatshirts		2361-1	12/84	103.1	105.2	105.1	2.6	-.1
Dresses		2361-12	12/84	102.8	105.7	105.5	2.8	-.2
Girls' dresses		2361-121	12/84	103.2	108.6	108.3	5.6	-.3
All or chiefly manmade fiber fabric		2361-12126	12/84	103.2	108.6	108.3	5.6	-.3
Children's dresses		2361-123	12/84	103.7	(?)	103.7	0	(?)
All or chiefly manmade fiber fabric		2361-12335	12/84	103.7	(?)	103.7	0	(?)
Infants' dresses		2361-125	12/84	100.0	101.5	101.5	1.5	0
Other fabric		2361-12569	12/84	100.0	101.5	101.5	1.5	0
Blouses & shirts, except knit sport shirts & sweatshirts		2361-13	12/84	103.8	103.8	103.8	(?)	0
Knit sport shirts & sweatshirts		2361-2	12/84	92.6	92.2	92.5	-7.8	.3
Knit sport shirts		2361-21	12/84	92.6	92.2	92.5	-7.8	.3
Girls' knit sport shirts		2361-213	12/84	99.6	99.6	99.6	-2.3	0
All or chiefly manmade fiber fabric		2361-21333	12/84	99.6	99.6	99.6	-2.3	0
Children's knit sport shirts		2361-215	12/84	86.6	86.6	86.6	(?)	0
All or chiefly manmade fiber fabric		2361-21543	12/84	86.6	86.6	86.6	(?)	0
Infants' knit sport shirts		2361-217	12/84	100.6	(?)	100.1	(?)	(?)
All or chiefly manmade fiber fabric		2361-21753	12/84	100.6	(?)	100.1	(?)	(?)
Contract work on dresses, blouses & shirts		2361-9						
Contract work on dresses, blouses & shirts		2361-913	12/84	101.7	101.8	102.1	4.0	.3
Secondary products		2361-S	12/84	95.5	98.1	98.1	-1.3	0
Girls', children's, & infants' coats & suits	2363		12/84	100.4	100.4	100.4	0	0
Primary products		2363-P	12/84	100.8	100.8	100.8	-.1	0
Coats, snowsuits, coat-and-legging sets, suits & jackets		2363-1	12/84	100.4	100.4	100.4	-.1	0
Coats		2363-13	12/84	100.0	(?)	(?)	(?)	(?)
Children's and infants' coats		2363-135	12/84	99.9	(?)	(?)	(?)	(?)
Fabric other than wool		2363-13538	12/84	99.9	(?)	(?)	(?)	(?)
Coat-and-legging, coat-and-snowpant sets, ski & snowsuits		2363-142	12/84	100.4	(?)	(?)	(?)	(?)
Jackets		2363-148	12/84	100.6	100.6	(?)	(?)	(?)
Contract work on children's coats & suits		2363-9						
Girls', children's, & infants' outerwear, n.e.c.	2369		12/84	99.7	98.6	98.9	-2.4	.3
Primary products		2369-P	12/84	101.4	100.6	100.6	-1.1	0
Outerwear, n.e.c., except contract work		2369-1	12/84	100.8	99.9	99.9	-1.3	0
Play garments		2369-14	12/84	100.2	99.4	99.4	-1.1	0
Girls' play garments		2369-142	12/84	100.7	100.7	100.7	(?)	0
Other girls' play garments: shorts, halter tops, etc.		2369-1425	12/84	100.4	(?)	(?)	(?)	(?)

See footnotes at end of table.

Table 5. Producer price indexes for the net output of selected industries and their products—Continued

Industry and product ¹	Industry code	Product code	Index base	Index			Unadjusted percent change to Jan. 1987 from —	
				Sep. 1986 ²	Dec. 1986 ²	Jan. 1987 ²	Jan. 1986	Dec. 1986
Girls', children's, & infants' outerwear, n.e.c.—Continued								
Children's play garments		2369-145	12/84	99.7	96.8	96.8	-3.6	0
Slacks and shorts		2369-1456	12/84	103.7	103.3	103.3	-2.5	0
Infants' play garments: creepers, rompers, etc.		2369-146	12/84	100.2	101.0	101.0	-.1	0
Other outerwear: skirts, swimsuits, headwear, neckwear, buntings, robes, etc.		2369-19	12/84	107.3	105.1	105.1	-3.8	0
Skirts		2369-193	12/84	100.6	(?)	(?)	(?)	(?)
Headwear, neckwear, buntings, robes, etc.		2369-198	12/84	103.2	(?)	(?)	(?)	(?)
Contract work on children's outerwear, n.e.c.		2369-9	12/84	105.8	105.8	105.8	0	0
Contract work on children's outerwear, n.e.c.		2369-911	12/84	105.8	105.8	105.8	0	0
Secondary products		2369-S	12/84	94.4	92.0	93.8	-8.0	2.0
Children's dresses, blouses and shirts		2361-S	12/84	101.2	101.1	101.1	-.7	0
Other secondary products		2369-SSS	12/84	88.4	84.1	87.4	-14.5	3.9
Fur goods	2371		12/83	101.8	101.7	101.7	.2	0
Primary products		2371-P	12/83	102.4	102.3	102.3	.2	0
Fur products		2371-1	12/83	102.4	102.3	102.3	.2	0
Mink		2371-111	12/83	102.0	102.0	102.0	-.7	0
Fox		2371-113	12/83	104.9	(?)	(?)	(?)	(?)
Other furs		2371-115	12/83	99.3	(?)	(?)	(?)	(?)
Miscellaneous apparel and accessories	238		06/85	100.6	100.8	101.0	.8	.2
Fabric dress and work gloves	2381		06/85	100.3	99.9	100.9	.7	1.0
Primary products		2381-P	06/85	100.1	100.1	101.3	1.2	1.2
Work gloves and mittens		2381-2	06/85	100.1	100.2	101.4	1.3	1.2
All fabric		2381-211	06/85	100.6	100.2	102.1	2.0	1.9
Single cotton flannel		2381-21122	06/85	99.4	98.8	99.7	0	.9
Double cotton flannel		2381-21124	06/85	99.5	98.6	107.0	7.1	8.5
Fleeced cotton jersey		2381-21132	06/85	102.4	102.0	102.0	2.1	0
Leather or plastic and fabric combinations		2381-251	06/85	97.3	100.0	97.3	-2.7	-2.7
Secondary products		2381-S	06/85	103.1	103.1	103.6	2.4	.5
Robes and dressing gowns, except children's	2384		06/85	101.1	102.3	102.1	1.9	-.2
Primary products		2384-P	06/85	100.6	102.0	101.7	1.4	-.3
Women's, misses' and juniors' robes and dressing gowns		2384-2	06/85	100.7	102.5	102.1	1.6	-.4
Terry cloth fabrics		2384-201	06/85	102.5	(?)	(?)	(?)	(?)
All other fabrics		2384-203	06/85	100.3	103.2	102.5	2.5	-.7
Miscellaneous receipts		2384-M	06/85	102.0	102.1	102.0	2.0	-.1
Secondary products		2384-S	06/85	103.7	103.8	105.4	5.4	1.5
Waterproof outer garments	2385		06/85	101.1	100.9	101.0	1.1	.1
Primary products		2385-P	06/85	101.3	101.1	101.2	1.1	.1
Raincoats and raincapas		2385-141	06/85	101.4	101.1	101.3	1.3	.2
Men's and boys'		2385-14111	06/85	101.1	100.8	100.8	.8	0
Women's, misses', and juniors'		2385-14122	06/85	(?)	(?)	(?)	(?)	(?)
Other waterproof outer garments		2385-198	06/85	104.3	104.0	104.0	-.1	0
Miscellaneous receipts		2385-M	06/85	100.3	100.3	(?)	(?)	(?)
Contract work and other miscellaneous receipts		2385-XY9	06/85	101.9	101.9	(?)	(?)	(?)
Secondary products		2385-S	06/85	100.8	100.8	101.3	.5	.5
Leather and sheep lined clothing	2386		12/85	103.2	103.4	103.2	5.2	-.2
Primary products		2386-P	12/85	103.4	103.5	103.3	5.6	-.2
Leather coats and jackets		2386-1A	12/85	103.7	103.7	103.6	5.4	-.1
Men's and boys'		2386-101	12/85	100.7	100.7	100.6	3.9	-.1
Women's, misses', and juniors'		2386-102	12/85	106.8	106.8	106.8	6.8	0
All other leather and sheep lined clothing		2386-1B	12/85	97.0	100.5	(?)	(?)	(?)
Apparel belts	2387		06/85	97.3	97.6	97.9	-4.5	.3
Primary products		2387-P	06/85	96.5	96.8	97.1	-5.5	.3
Leather belts		2387-1	06/85	94.6	94.8	95.9	-5.6	1.2
Women's and children's made for sale separately		2387-115	06/85	101.3	101.3	(?)	(?)	(?)
Men's and boys'		2387-151	06/85	97.7	97.9	99.1	-3.7	1.2
Belts other than leather		2387-2	06/85	100.5	101.2	99.8	-5.2	-1.4
Women's and children's made for sale to apparel firms		2387-213	06/85	98.4	(?)	98.4	-11.7	(?)
Women's and children's made for sale separately		2387-215	06/85	98.4	101.2	101.2	5.3	0
Men's and boys'		2387-251	06/85	106.8	105.9	100.4	-6.0	-5.2
Secondary products		2387-S	06/85	101.5	101.5	101.5	.3	0
Apparel and accessories, n.e.c.	2389		12/85	100.5	101.1	101.1	1.0	0
Primary products		2389-P	12/85	100.6	101.3	101.3	1.2	0
Burial garments		2389-181	12/85	101.8	102.7	103.3	2.9	.6
Academic caps and gowns and costumes, including theatrical		2389-191	12/85	100.7	101.8	101.5	1.5	-.3
Miscellaneous receipts		2389-M	12/85	100.0	100.0	100.0	0	0
Secondary products		2389-S	12/85	100.0	101.3	101.1	1.1	-.2
Miscellaneous fabricated textile products	239		12/84	102.6	102.7	102.0	-1.4	-.7
Curtains and draperies	2391		06/84	102.8	102.6	102.8	.6	.2
Primary products		2391-P	06/84	102.2	102.0	102.2	.3	.2

See footnotes at end of table.

Table 5. Producer price indexes for the net output of selected industries and their products—Continued

Industry and product ¹	Industry code	Product code	Index base	Index			Unadjusted percent change to Jan. 1987 from —	
				Sep. 1986 ²	Dec. 1986 ²	Jan. 1987 ²	Jan. 1986	Dec. 1986
Curtains and draperies—Continued								
Curtains, except lace		2391-2	06/84	100.7	100.7	101.0	-0.3	0.3
Wholly or chiefly cotton fabrics		2391-211	06/84	99.9	99.9	99.9	0	0
Wholly or chiefly manmade fiber fabrics, plastics, and other materials		2391-222	06/84	100.9	100.8	101.2	-.4	.4
Chiefly polyester fabrics		2391-22273	06/84	100.9	100.8	101.2	-.4	.4
Draperies		2391-4	06/84	103.0	102.7	102.9	.7	.2
Wholly or chiefly cotton fabrics		2391-411	06/84	103.8	102.9	103.0	.2	.1
Wholly or chiefly manmade fiber fabrics, plastics, and other materials		2391-444	06/84	102.7	102.7	102.8	.8	.1
Chiefly rayon and acetate fabrics		2391-44471	06/84	101.6	101.6	101.2	-1.0	-.4
Chiefly polyester fabrics		2391-44473	06/84	103.8	103.9	104.3	2.3	.4
Other materials, including plastics		2391-44474	12/84	(³)	(³)	100.6	.6	(³)
Miscellaneous receipts		2391-M	06/84	108.8	108.3	108.3	2.5	0
Contract work and other miscellaneous receipts		2391-XY9	06/84	110.5	111.2	111.2	4.9	0
Resales		2391-Z89	07/84	102.3	99.3	(³)	(³)	(³)
Secondary products		2391-S	06/84	103.2	103.2	103.2	1.2	0
Housefurnishings n.e.c.								
Primary products	2392	2392-P	06/83	101.0	101.1	98.9	-1.4	-2.2
Housefurnishings, except bedspreads/sets & woven: sheets, pillowcases, towels, washcloths		2392-1	06/83	101.4	101.4	97.0	-4.1	-4.3
Comforters and wadded quilts		2392-123	06/83	99.2	99.9	99.9	.7	0
Quilted products, except comforters & wadded quilts		2392-133	06/83	96.0	(³)	96.0	(³)	(³)
Mattress protectors		2392-13331	06/83	94.0	(³)	94.0	(³)	(³)
Tablecloths, other than plastic or plastic coated or laminated		2392-144	06/83	100.0	99.1	99.1	-.9	0
Napkins, excluding paper		2392-145	06/83	100.7	99.4	99.4	-1.3	0
Bed pillows		2392-151	06/83	100.3	100.3	100.3	.3	0
Other materials		2392-15153	06/83	100.3	100.3	100.3	.4	0
Fancy pillows and cushions		2392-155	06/83	104.8	104.9	95.9	-10.0	-8.6
Foam		2392-15557	06/83	106.2	106.2	102.0	-4.1	-4.0
Other materials		2392-15559	06/83	104.3	104.4	93.7	-12.2	-10.2
Mops and dusters		2392-177	06/83	107.1	106.3	106.4	-.3	.1
Dry mops and dusters, excluding dusting cloths		2392-17771	06/83	109.2	107.1	107.2	-.6	.1
Wet mops, except sponge		2392-17773	06/83	108.1	108.1	108.1	-.1	0
Other housefurnishings, except bedspreads/sets & woven: sheets, pillowcases, etc.		2392-198	06/83	103.6	103.8	104.0	.3	.2
Bedspreads and bedsets		2392-6	06/83	101.0	100.5	100.7	3.7	.2
Quilted bedspreads and bedsets		2392-622	06/83	99.5	98.7	98.9	7.4	.2
Other fibers		2392-62239	06/83	101.1	100.2	100.4	7.4	.2
Towels and washcloths from woven fabric		2392-9	06/83	90.7	90.9	90.7	.6	-.2
Terry woven towels, sheared and non-sheared		2392-922	06/83	96.0	96.2	96.0	.3	-.2
Other terry woven towels		2392-92217	06/83	(³)	(³)	101.0	-.5	(³)
Miscellaneous receipts		2392-M	06/83	101.4	102.3	100.5	-1.4	-1.8
Resales		2392-Z89	06/83	99.9	101.5	98.4	-2.4	-3.1
Secondary products		2392-S	06/83	105.8	106.8	106.5	1.3	-.3
Other secondary products		2392-S55	06/83	102.3	103.9	103.5	2.2	-.4
Textile bags								
Primary products	2393	2393-P	12/85	97.6	98.4	98.7	-.6	.3
Vegetable fiber bags		2393-1	12/85	94.9	96.2	97.1	-1.9	.9
Cotton, including cotton canvas and open mesh cotton		2393-121	12/85	100.8	104.3	104.3	4.3	0
Burlap		2393-131	12/85	91.9	92.1	93.5	-5.1	1.5
Other textile bags		2393-2	12/85	99.8	100.3	100.2	.1	-.1
Wholly or chiefly manmade fiber fabrics		2393-241	12/85	99.3	100.0	99.8	-.3	-.2
Secondary products		2393-S	12/85	98.9	99.1	99.1	1.0	0
Canvas and related products								
Primary products	2394	2394-P	12/85	101.2	101.9	101.3	1.1	-.6
Awnings		2394-211	12/85	103.1	106.3	106.5	4.6	.2
Tents		2394-3	12/85	100.1	101.4	100.0	0	-1.4
Camping tents		2394-344	12/85	100.0	102.2	99.7	-.3	-2.4
Other tents		2394-366	12/85	100.3	100.3	100.3	.3	0
Commercial and other tents		2394-36637	12/85	100.7	100.7	100.7	.7	0
Tarpaulins and other covers		2394-5	12/85	100.3	100.9	100.9	.9	0
Flat		2394-533	12/85	100.0	100.0	100.0	0	0
Fitted		2394-555	12/85	100.6	101.9	101.9	1.9	0
Other products		2394-8	12/85	103.7	102.0	101.7	1.5	-.3
Sails		2394-877	12/85	109.3	107.0	107.2	6.6	.2
Other products, including shades, air cushions, fuel containers, etc.		2394-898	12/85	100.0	98.7	98.0	-2.0	-.7
Secondary products		2394-S	12/85	102.1	102.7	102.7	3.4	0
Pleating, Stitching, and Tucking								
Primary products	2395	2395-P	12/85	100.7	100.9	99.6	-.4	-1.3
Embroideries, stamped art goods, other needlework, printing on purchased fabric		2395-1	12/85	100.4	100.7	98.9	-1.1	-1.8
Embroideries, including embroidered art needlework		2395-112	12/85	101.1	101.1	101.1	1.1	0
Stamped art goods for embroidering needlework, punching, etc. and other needlework		2395-131	12/85	96.3	96.7	96.7	-3.3	0

See footnotes at end of table.

Table 5. Producer price indexes for the net output of selected industries and their products—Continued

Industry and product ¹	Industry code	Product code	Index base	Index			Unadjusted percent change to Jan. 1987 from —	
				Sep. 1986 ²	Dec. 1986 ²	Jan. 1987 ²	Jan. 1986	Dec. 1986
Pleating, Stitching, and Tucking—Continued								
Printing on purchased fabricated textile products, including silk screen		2395-141	12/85	102.0	102.7	96.7	-3.3	-5.8
Commission embroidering, printing, tucking, pleating, etc. for the trade		2395-9	12/85	100.8	100.8	101.2	1.1	.4
Embroidering (exc. Schiffli) on materials owned by others		2395-911	12/85	100.0	100.0	(?)	(?)	(?)
Contract tucking, pleating, hemstitching, etc.		2395-931	12/85	101.8	101.8	102.4	2.3	.6
Contract printing for the trade		2395-941	12/85	(?)	100.0	100.0	(?)	0
Miscellaneous receipts		2395-M	12/85	100.0	(?)	(?)	(?)	(?)
Secondary products		2395-S	12/85	110.4	110.4	110.4	10.4	0
Automotive trimmings, apparel findings, and related products								
Primary products	2396	2396-P	12/83	106.4	106.3	106.2	-4.4	-1
Men's and boys' suit and coat findings, and hat and cap trimmings		2396-1	12/83	106.2	106.1	106.0	-4.7	-1
Men's and boys' coat, suit, and trouser findings		2396-111	12/83	104.6	104.6	104.6	2.0	0
Automotive trimmings		2396-2	12/83	105.9	105.9	105.9	2.1	0
Other trimmings and findings		2396-3	12/83	106.5	106.4	106.3	-5.5	-1
Women's and children's apparel trimmings and findings		2396-311	12/83	104.2	104.2	104.3	.4	.1
Bias bindings, except fused or sealed edge		2396-333	12/83	104.8	104.8	105.1	.1	.3
Miscellaneous receipts		2396-M	12/83	109.9	109.9	109.9	.7	0
Contract work and other miscellaneous receipts		2396-M	12/83	106.6	106.6	106.6	2.8	0
Secondary products		2396-XY9	12/83	101.4	101.4	101.4	0	0
		2396-S	12/83	117.2	115.8	115.2	1.9	-5
Schiffli machine embroideries								
Primary products	2397	2397-P	06/85	100.5	101.5	101.4	1.4	-1
Eyelet		2397-113	06/85	100.4	101.4	101.2	1.3	-2
Novelties		2397-115	06/85	99.5	99.5	(?)	(?)	(?)
Miscellaneous receipts		2397-M	06/85	101.1	102.8	102.6	2.6	-2
Contract work and other miscellaneous receipts		2397-XY9	06/85	99.9	100.4	100.2	.2	-2
Secondary products		2397-S	06/85	99.9	100.4	100.2	.2	-2
				102.1	106.3	106.3	4.8	0
Fabricated textile products, n.e.c.								
Primary products	2399	2399-P	12/85	99.9	99.7	100.1	.1	.4
Automobile seat covers		2399-115	12/85	100.1	99.8	100.3	.3	.5
Seat or safety belts, including shoulder harnesses, except leather		2399-125	12/85	100.4	100.8	101.6	1.6	.8
Sleeping bags		2399-131	12/85	101.4	101.0	101.0	1.0	0
Flags, banners, and similar emblems		2399-141	12/85	101.2	99.1	99.1	(?)	0
All other fabricated textile products, n.e.c.		2399-198	12/85	101.2	101.2	101.2	1.2	0
Miscellaneous receipts		2399-M	12/85	97.8	97.8	99.1	-1.0	1.3
Contract work and other miscellaneous receipts		2399-M	12/85	94.3	94.3	94.3	-5.7	0
Secondary products		2399-XY9	12/85	94.3	94.3	94.3	-5.7	0
		2399-S	12/85	101.6	101.6	102.2	2.2	.6
Lumber and wood products, except furniture								
Logging camps and logging contractors	24		12/84	102.5	102.0	102.3	2.8	.3
Logging camps and logging contractors								
Primary products	2411	2411-P	12/81	93.1	93.4	93.6	-.4	.2
Softwood logs, bolts, and timber		2411-1	12/81	91.5	91.9	92.2	-1.3	.3
Douglas fir		2411-117	12/81	87.9	89.1	89.4	-.4	.3
Sawlogs and bolts		2411-1174	12/81	82.2	85.3	84.2	7.3	-1.3
Softwood, except Douglas fir		2411-13	12/81	80.7	84.2	83.4	7.8	-1.0
Southern yellow pine		2411-131	12/81	91.5	91.6	92.8	-4.3	1.3
Ponderosa pine		2411-132	06/82	63.4	63.6	63.2	-2.9	-6
Spruce		2411-133	06/82	(?)	(?)	137.3	(?)	(?)
Hemlock		2411-135	12/81	114.2	114.2	112.3	(?)	-1.7
Western red cedar		2411-136	12/81	81.7	81.7	84.7	(?)	3.7
Other softwood log species, n.e.c.		2411-137	12/81	130.7	134.9	137.3	-10.3	1.8
Hardwood logs, bolts, and timber		2411-2	12/81	97.6	96.9	97.2	(?)	.3
Oak		2411-217	11/82	102.9	102.9	104.3	(?)	1.4
Other hardwood log species, n.e.c.		2411-221	12/81	100.0	(?)	(?)	(?)	(?)
Pulpwood		2411-3	12/81	100.0	100.0	100.0	(?)	0
Softwood		2411-31115	12/81	87.0	87.3	87.0	-6.4	-3
Hardwood		2411-32227	12/81	81.8	82.0	81.7	-9.0	-4
Other roundwood products		2411-4	06/82	100.2	101.3	100.6	.6	-7
Wood poles, piles, and posts, 15 ft. and over in length		2411-413	06/86	77.1	77.1	76.4	(?)	-9
Other roundwood products, n.e.c.		2411-429	06/82	100.0	(?)	(?)	(?)	(?)
Contract logging		2411-9	06/82	76.3	76.2	75.3	(?)	-1.2
Contract logging		2411-911	12/81	103.3	100.9	101.7	-.9	.8
Miscellaneous receipts		2411-M	06/86	103.3	100.9	101.7	(?)	.8
Resales		2411-M	06/86	101.7	101.7	(?)	(?)	(?)
Secondary products		2411-Z89	06/86	101.8	101.8	(?)	(?)	(?)
		2411-S	12/81	117.2	115.5	113.2	(?)	-2.0
Sawmills and planing mills								
Primary products	242		12/84	102.5	101.7	102.1	5.3	.4
Sawmills and planing mills								
Primary products	2421	2421-P	12/80	100.1	98.7	99.2	5.0	.5
Hardwood lumber rough and dressed except siding		2421-1	12/80	100.1	98.9	99.5	5.3	.6
Hardwood rough lumber		2421-12	12/80	123.9	125.7	127.6	7.7	1.5
Oak		2421-121	12/80	121.2	123.4	125.4	6.4	1.6
Red, no. 1 common		2421-1211	12/80	137.2	141.2	145.8	12.8	3.3
White		2421-12112	12/80	148.2	154.8	161.2	18.0	4.1
				117.0	121.8	124.4	7.0	2.1

See footnotes at end of table.

Table 5. Producer price indexes for the net output of selected industries and their products—Continued

Industry and product ¹	Industry code	Product code	Index base	Index			Unadjusted percent change to Jan. 1987 from —	
				Sep. 1986 ²	Dec. 1986 ²	Jan. 1987 ²	Jan. 1986	Dec. 1986
Sawmills and planing mills—Continued								
Other Oak		2421-12119	12/80	138.7	138.7	140.5	8.3	1.3
Poplar		2421-122	12/80	119.6	120.5	120.5	5.9	0
No. 1 common		2421-12211	12/80	110.2	112.4	112.4	11.2	0
No. 2b common		2421-12212	05/82	(³)	(³)	126.7	(³)	(³)
Other Poplar		2421-12219	12/80	107.8	109.4	109.4	8.2	0
Hardwood other than Oak and Poplar		2421-129	12/80	106.1	106.7	106.8	-.9	.1
Gum		2421-1291	12/80	111.3	111.2	111.2	.6	0
No. 1 common		2421-12911	12/80	112.7	112.7	(³)	(³)	(³)
No. 2 common		2421-12912	12/80	109.3	107.7	(³)	(³)	(³)
Maple, Beech and Ash		2421-1295	12/86	(³)	100.0	100.3	(³)	.3
Other hardwoods		2421-1299	12/80	101.6	102.3	102.2	.3	-.1
Hardwood, dressed lumber, including ceiling, framing, and matched and shiplapped lumber		2421-13	12/80	138.1	138.5	139.0	13.9	.4
Oak		2421-131	08/85	126.3	127.1	128.0	(³)	.7
Other hardwood species		2421-139	12/80	122.7	122.6	122.6	1.0	0
Softwood lumber, rough and dressed, except siding		2421-2	12/80	98.2	96.4	96.7	5.1	.3
Softwood lumber, rough and dressed, Eastern species, except siding		2421-3	12/80	101.2	100.2	101.4	4.9	1.2
Rough softwood lumber, Eastern species		2421-31	12/80	97.8	98.2	98.1	3.6	-.1
Boards - lumber less than 2 inches in nominal thickness		2421-311	12/80	90.1	90.1	90.1	3.8	0
Light framing lumber 2 inch nominal thickness only		2421-312	12/80	104.5	105.6	105.2	4.7	-.4
Lumber and timbers over 2 inches in nominal thickness		2421-313	12/80	95.6	95.2	95.1	.8	-.1
Dressed softwood lumber, Eastern species		2421-32	12/80	102.7	101.1	102.9	5.5	1.8
Boards - lumber less than 2 inches in nominal thickness		2421-321	12/80	109.7	106.6	106.6	.5	0
Southern Pine		2421-3211	12/80	109.5	105.9	105.9	-.7	0
Finish, c and better		2421-32111	12/80	(³)	(³)	80.8	(³)	(³)
Boards, no. 2		2421-32113	12/80	118.5	119.5	119.5	7.8	0
Other Southern Pine Boards		2421-32119	12/80	108.3	108.7	108.0	.7	-.6
Eastern White Pine		2421-3212	12/80	112.1	112.8	(³)	(³)	(³)
Light framing lumber 2 inch nominal thickness only		2421-322	12/80	100.4	100.3	102.6	9.3	2.3
Southern Pine		2421-3221	12/80	97.1	97.0	99.6	4.8	2.7
Dimension, no. 1		2421-32211	12/80	100.7	97.1	99.0	.9	2.0
Dimension no. 2		2421-32212	12/80	99.4	100.1	103.3	5.0	3.2
Other 2 inch Southern Pine lumber		2421-32219	12/80	92.0	91.2	93.0	6.8	2.0
Lumber and timbers over 2 inch nominal thickness, Eastern species		2421-323	12/80	93.7	88.4	91.4	-.4	3.4
Southern Pine		2421-32311	12/80	88.4	82.6	85.0	-3.2	2.9
Softwood lumber, rough and dressed, Western species		2421-4	12/80	96.6	94.5	94.3	5.4	-.2
Rough softwood lumber, Western species		2421-41	12/80	86.6	88.9	89.7	9.9	.9
Boards - lumber less than 2 inches in nominal thickness		2421-411	12/80	98.8	103.0	103.6	13.7	.6
Light framing lumber 2 inch nominal thickness only		2421-412	12/80	74.0	74.4	73.9	7.3	-.7
Lumber and timbers over 2 inches in nominal thickness		2421-413	12/80	94.3	98.0	101.0	8.5	3.1
Dressed softwood lumber, Western species		2421-42	12/80	101.1	96.9	96.5	3.7	-.4
Boards-lumber less than 2 inch nominal thickness		2421-421	12/80	101.2	98.5	97.9	10.7	-.6
Douglas Fir		2421-4211	12/80	(³)	(³)	82.5	(³)	(³)
Other boards		2421-42119	12/80	(³)	(³)	82.6	(³)	(³)
Ponderosa Pine		2421-4212	12/80	120.5	118.1	117.4	14.6	-.6
No. 3 boards		2421-42121	12/80	74.4	75.1	75.3	4.0	.3
No. 4 boards		2421-42122	12/80	78.5	77.5	(³)	(³)	(³)
Other boards		2421-42129	12/80	139.3	135.7	134.6	16.5	-.8
Redwood and Western Red Cedar		2421-4216	12/86	(³)	100.0	99.5	(³)	-.5
Other boards, Western dressed softwood		2421-4219	12/80	121.4	120.4	118.7	2.7	-1.4
Lumber of 2 inches nominal thickness only		2421-422	12/80	101.4	96.0	94.6	-1.4	-1.5
Douglas Fir		2421-4221	12/80	102.7	92.8	91.4	-5.9	-1.5
Standard and better		2421-42214	12/80	(³)	(³)	101.7	(³)	(³)
Other 2 inch Douglas Fir lumber		2421-42219	12/80	96.2	96.6	96.6	8.4	0
Ponderosa Pine		2421-4222	12/80	96.4	97.0	95.5	-3.4	-1.5
White Fir		2421-4224	12/80	110.0	106.6	106.0	14.5	-.6
Standard and better		2421-42241	12/80	110.8	106.7	105.9	16.2	-.7
Other 2 inch White Fir lumber		2421-42249	12/80	108.4	106.3	106.3	11.7	0
Western Hemlock		2421-4225	12/80	105.5	93.4	89.2	-5.1	-4.5
Dimension, std. and btr.		2421-42251	12/80	(³)	(³)	86.0	(³)	(³)
Other 2 inch Western Hemlock lumber		2421-42259	12/80	98.8	95.5	93.6	7.7	-2.0
Redwood 2 inch lumber		2421-4226	12/80	92.7	88.3	89.7	-2.2	1.6
Lodgepole, Sugar, and Western (Idaho) White Pine 2 inch lumber		2421-4228	12/80	(³)	(³)	93.1	(³)	(³)
Other Western softwood 2 inch lumber		2421-4229	12/80	101.2	98.5	98.6	6.4	.1
Lumber and timbers, over 2 inch nominal thickness		2421-423	12/80	97.9	97.7	103.2	15.2	5.6
Douglas Fir		2421-4231	12/80	92.9	93.4	93.4	10.1	0
Other Western softwood timbers		2421-4239	12/80	101.6	100.9	111.2	19.4	10.2
Wood chips		2421-5	12/80	85.6	85.3	85.8	.1	.6
Short tons		2421-577	12/80	97.2	97.3	98.0	.8	.7
Standard units		2421-578	12/80	70.0	69.0	69.3	-1.1	.4
Softwood cut stock		2421-7	12/80	(³)	(³)	107.1	(³)	(³)
Other industrial cut stock		2421-751	12/80	99.4	(³)	104.1	21.2	(³)
Softwood flooring, siding and other sawmill and planing mill products		2421-8	12/80	106.5	108.4	109.1	.6	.6
Softwood flooring		2421-811	12/80	(³)	(³)	108.7	(³)	(³)
Woodsiding		2421-813	12/80	101.4	110.0	111.3	13.2	1.2
Railway crossties and mine ties		2421-817	12/80	106.5	108.0	107.7	-4.4	-.3
Other sawmill products		2421-897	12/80	106.5	106.5	106.5	-1.6	0

See footnotes at end of table.

Table 5. Producer price indexes for the net output of selected industries and their products—Continued

Industry and product ¹	Industry code	Product code	Index base	Index			Unadjusted percent change to Jan. 1987 from —	
				Sep. 1986 ²	Dec. 1986 ²	Jan. 1987 ²	Jan. 1986	Dec. 1986
Sawmills and planing mills—Continued								
Other planing mill products		2421-898	12/80	(?)	(?)	118.3	(?)	(?)
Contract or custom work		2421-9	12/80	(?)	(?)	117.7	(?)	(?)
Contract drying, planing, resawing or other manufacturing of lumber owned by others		2421-951	12/86	(?)	100.0	100.0	(?)	0
Secondary products and miscellaneous receipts		2421-SM	12/80	(?)	(?)	95.4	(?)	(?)
Miscellaneous receipts		2421-M	12/80	(?)	(?)	93.4	(?)	(?)
Secondary products		2421-S	12/80	97.8	96.7	96.4	4.7	-3
Hardwood dimension and flooring								
Primary products	2426		06/84	99.9	100.6	101.1	2.6	.5
Hardwood flooring		2426-P	06/84	99.8	100.6	101.1	2.8	.5
Oak flooring 3/4", 1/2", 3/8" T & G and EM and 5/16" square edge strip		2426-1	06/84	97.9	98.5	99.6	4.0	1.1
Oak specialty flooring, block, parquet, plank, oak faced, backed plywood and other oak		2426-111	06/84	99.5	(?)	98.7	2.3	(?)
Glued laminated truck trailer flooring and railroad car decking		2426-119	06/84	102.9	105.3	107.3	5.4	1.9
Other hardwood flooring		2426-141	06/84	84.8	84.8	86.5	1.4	2.0
Hardwood dim. stock, furn. parts, and vehicle stock, hdwd. dim. incl. glu-lam, excl. plywd		2426-198	06/84	108.3	104.8	103.2	-5	-1.5
Kiln dried, rough or surfaced, dimension stock		2426-2	06/84	98.7	99.4	99.9	2.5	.5
Kiln dried, rough dimension stock		2426-223	06/84	95.1	94.3	95.7	1.8	1.5
Kiln dried, surfaced dimension stock		2426-22311	06/84	97.9	97.9	98.2	1.3	.3
Semifabricated dimension stock		2426-22313	06/84	94.9	94.1	95.6	1.9	1.6
Completely fabricated ready for assembly, including furniture parts, except frames		2426-227	06/84	99.1	99.4	100.7	5.1	1.3
Wood frames for household furniture		2426-229	06/84	101.9	104.1	104.1	3.2	0
Wood furniture frames for household furniture		2426-6	06/84	107.3	109.0	108.6	2.6	-4
Secondary products		2426-811	06/84	107.3	109.0	108.6	2.6	-4
		2426-S	06/84	101.0	101.0	(?)	(?)	(?)
Special product sawmills, n.e.c.								
Primary products	2429		12/85	112.5	128.8	124.1	23.7	-3.6
Red cedar shingles and shakes		2429-P	12/85	113.1	130.2	125.2	24.5	-3.8
Shingles		2429-111	12/85	115.5	136.2	130.2	29.3	-4.4
Shakes (handsplit and resawn, taper and straight split)		2429-11101	12/85	106.4	120.8	117.5	18.9	-2.7
		2429-11103	12/85	119.4	143.1	136.0	34.0	-5.0
Millwork, veneer, plywood, and structural wood members								
Millwork	243		12/84	102.8	101.7	102.4	3.0	.7
Millwork								
Primary products	2431		06/83	106.9	105.2	106.0	2.9	.8
Wood window units		2431-P	06/83	106.9	105.0	105.8	3.1	.8
Double hung		2431-1	06/83	109.9	109.8	109.8	3.7	0
Awning		2431-133	06/83	114.7	114.6	114.6	5.3	0
Casement		2431-134	06/83	(?)	(?)	(?)	(?)	(?)
All other, including single hung and skylights		2431-137	06/83	109.8	109.8	109.8	2.9	0
Wood sash, incl. comb. screen and storm sash, but excl. window screens and window units		2431-145	06/83	95.0	95.0	95.0	-4.6	0
Wood window and door frames and door frames shipped in door units ..		2431-2	06/83	110.3	111.7	111.7	(?)	0
Door frames		2431-3	06/83	100.9	89.5	92.2	-2	3.0
Wood doors, int. and ext., incl. those shipped with glazed sections and in door units		2431-315	06/83	100.9	89.5	92.2	-2	3.0
Panel type, including french doors: douglas fir		2431-4	06/83	105.4	105.3	105.2	1.6	-1
Panel type, including french doors: western pines		2431-411	06/83	113.9	113.9	114.6	2.6	.6
Panel type, including french doors: other species		2431-413	06/83	109.3	109.3	109.3	7.5	0
Flush type, hollow core: hardwood faces, incl. lauan, birch, oak, etc.		2431-419	06/83	106.9	107.2	106.7	1.6	-5
Flush type, hollow core: hardboard faces		2431-433	06/83	101.6	101.1	100.8	.1	-3
Flush type, hollow core: other faces		2431-435	06/83	97.1	98.1	97.8	.1	-3
Flush type, solid composition core: hardwood faces		2431-437	06/83	104.9	104.6	102.9	-1.6	-1.6
Flush type, solid core: softwood and other faces		2431-445	06/83	105.7	106.0	105.4	1.8	-6
Other wood doors, incl. garage, screen, storm, combination, and louvre ..		2431-448	06/83	106.6	106.0	104.7	-2	-1.2
Garage doors, wood		2431-5	06/83	104.9	104.7	105.8	1.7	1.1
Louvre doors, wood		2431-561	06/83	101.6	101.6	103.9	3.2	2.3
Bi-fold doors, wood		2431-581	06/83	116.6	116.6	116.6	-4.9	0
Sliding patio doors, wood		2431-584	06/83	106.7	105.7	105.6	1.1	-1
Other wood doors, incl. storm, cabinet, toilet, grain, etc.		2431-585	06/83	106.7	106.7	106.7	1.6	0
Wood moldings (standard) except prefinished moldings made from purchased moldings		2431-598	06/83	104.7	104.7	104.7	1.7	0
Pine		2431-6	06/83	104.8	99.6	102.1	5.9	2.5
Other softwood species		2431-621	06/83	104.0	97.7	100.6	6.6	3.0
Hardwood, including lauan		2431-631	06/83	100.0	(?)	100.0	0	(?)
Other millwork products incl. window screens and architectural millwork ..		2431-651	06/83	113.6	113.6	114.3	5.2	.6
Hardwood stairwork, incl. treads, risers, balusters, brackets, crooks, newels, rails, etc.		2431-8	06/83	114.0	115.0	115.0	1.6	0
Exterior wood blinds, shutters and screens, with or without hardware ..		2431-825	06/83	107.8	107.8	107.8	.7	0
Exterior millwork, including porch columns, porch rails, newels, trellises, and entrances		2431-831	06/83	104.0	105.0	104.0	3.6	-1.0
Non-standard wood moldings, carvings, and ornaments for architectural or furniture decorations		2431-835	06/83	109.5	(?)	109.5	-4.4	(?)
Other architectural millwork products incl. interior millwork		2431-875	06/83	135.9	136.1	141.4	4.0	3.9
		2431-898	06/83	118.8	120.5	120.5	2.8	0

See footnotes at end of table.

Table 5. Producer price indexes for the net output of selected industries and their products—Continued

Industry and product ¹	Industry code	Product code	Index base	Index			Unadjusted percent change to Jan. 1987 from —	
				Sep. 1986 ²	Dec. 1986 ²	Jan. 1987 ²	Jan. 1986	Dec. 1986
Millwork—Continued								
Miscellaneous receipts		2431-M	06/83	106.8	106.9	107.1	1.2	0.2
Resales		2431-Z89	06/83	107.0	107.1	107.3	1.3	.2
Secondary products		2431-S	06/83	106.8	106.7	107.5	1.7	.7
Other secondary products		2431-SSS	06/83	109.7	109.6	110.7	2.2	1.0
Metal doors, sash, and trim		3442-S	06/83	97.9	98.0	97.9	.1	-.1
Wood kitchen cabinets								
Wood kitchen cabinets	2434		06/84	105.6	106.4	106.7	2.4	.3
Primary products		2434-P	06/84	105.8	106.5	106.8	2.4	.3
Wood kitchen cabinets and cabinetwork, stock line		2434-1	06/84	105.9	106.9	106.9	2.3	0
Wood		2434-111	06/84	106.2	107.2	107.3	2.4	.1
Plastic laminated		2434-113	06/84	103.4	103.7	103.7	2.1	0
Wood kitchen cabinets and cabinetwork, custom		2434-2	06/84	106.1	106.2	106.8	2.3	.6
Wood		2434-212	06/84	106.6	106.6	107.5	2.8	.8
Plastic laminated		2434-214	06/84	104.2	104.9	104.7	.9	-.2
Vanities and other cabinetwork		2434-3	06/84	104.2	105.6	105.6	2.7	0
Stock line		2434-316	06/84	102.1	102.6	102.6	1.4	0
Custom		2434-318	06/84	106.8	109.2	109.2	4.3	0
Secondary products		2434-S	06/84	103.2	105.3	105.3	2.7	0
Other secondary products		2434-SSS	06/84	99.7	104.6	104.6	4.9	0
Hardwood veneer and plywood								
Hardwood veneer and plywood	2435		06/85	102.3	101.9	101.8	3.7	-.1
Primary products		2435-P	06/85	101.7	102.6	101.9	3.2	-.7
Hardwood plywood		2435-1	06/85	101.0	100.5	100.3	-.4	-.2
Veneer core-type II, moisture resistant		2435-102	06/85	100.8	100.3	100.1	-.7	-.2
Hardwood plywood type products		2435-3	06/85	100.1	101.8	101.0	1.2	-.8
Hardwood veneer panels		2435-331	06/85	100.3	104.6	105.0	6.1	.4
Hardwood veneer, not reinforced or backed		2435-4	06/85	94.3	99.4	96.4	5.5	-3.0
Oak		2435-419	06/85	98.5	100.7	101.1	4.2	.4
Walnut		2435-421	06/85	104.9	111.9	103.3	2.2	-7.7
Other hardwoods		2435-429	06/85	85.1	93.0	89.1	10.7	-4.2
Secondary products		2435-S	06/85	105.3	98.2	101.2	5.9	3.1
Softwood plywood								
Softwood plywood	2436		12/80	91.7	90.3	91.1	3.2	.9
Primary products		2436-P	12/80	89.3	87.2	87.2	1.3	0
Specialty softwood plywood		2436-3	12/80	102.9	102.2	101.5	.8	-.7
Softwood veneer		2436-4	12/80	72.8	74.3	74.8	-6.5	.7
Softwood plywood sheathing		2436-5	12/80	92.3	88.8	87.9	1.5	-1.0
Western, inland and other non-southern softwood plywood sheathing		2436-511	12/80	92.7	87.7	87.9	.6	.2
CDX		2436-5111	12/80	89.0	82.8	82.9	-.1	.1
Underlayment		2436-5112						
Interior		2436-51126	12/80	(?)	(?)	87.7	(?)	(?)
All other sheathing		2436-5113	12/80	(?)	100.0	100.4	(?)	.4
Interior		2436-51132	12/80	(?)	(?)	81.7	(?)	(?)
Southern softwood plywood sheathing		2436-522	12/80	91.9	90.1	88.4	3.2	-1.9
CDX		2436-52231	12/80	93.1	92.1	(?)	(?)	(?)
Sheathing, interior		2436-52232	12/80	87.5	83.2	81.2	3.2	-2.4
Sheathing, exterior		2436-52233	12/80	89.9	86.8	(?)	(?)	(?)
Sanded softwood plywood		2436-6	12/80	87.0	87.2	89.0	4.0	2.1
Western, inland and other non-southern sanded softwood plywood		2436-611	12/80	86.5	86.9	88.9	4.6	2.3
A-C, exterior		2436-61121	12/80	83.7	86.7	88.6	6.6	2.2
Interior		2436-61122	12/80	81.6	83.7	84.8	2.2	1.3
Southern sanded softwood plywood		2436-622	12/80	(?)	(?)	88.2	(?)	(?)
Exterior		2436-62202	12/80	90.8	88.3	(?)	(?)	(?)
Secondary products		2436-S	12/80	97.0	100.3	(?)	(?)	(?)
Structural wood members, n.e.c.								
Structural wood members, n.e.c.	2439		06/81	106.7	104.6	106.0	2.8	1.3
Primary products		2439-P	06/81	105.8	103.4	105.0	1.5	1.5
Glued laminated lumber		2439-131	06/81	93.0	(?)	91.9	-2.9	(?)
Roof trusses		2439-151	06/81	106.3	105.0	105.8	2.5	.8
Other fabricated structural wood products		2439-198	06/81	121.8	119.5	119.8	2.0	.3
Floor trusses		2439-19815	06/81	123.6	120.5	120.6	2.4	.1
Other fabricated structural wood products, except floor trusses		2439-19825	06/81	118.4	117.5	118.1	1.2	.5
Wood containers								
Wood containers	244		06/85	100.6	100.6	100.7	.7	.1
Nailed wood boxes and shook								
Nailed wood boxes and shook	2441		06/85	100.6	100.6	100.6	.4	0
Primary products		2441-P	06/85	101.0	101.0	101.0	.7	0
Nailed or lock-corner wooden boxes		2441-1	06/85	101.1	101.1	101.2	.5	.1
Made from lumber for industrial and other uses		2441-151	06/85	102.0	102.1	102.2	1.1	.1
Made from veneer and plywood for fruits, vegetables, and industrial and other uses		2441-165	06/85	98.6	99.1	99.8	-.5	.7
Wooden box and crate shook		2441-2	06/85	100.9	100.9	100.9	.9	0
Made from lumber for industrial and other uses		2441-215	06/85	98.3	98.3	98.3	-1.7	0
Secondary products		2441-S	06/85	97.6	97.8	97.8	-1.8	0
Wood pallets and skids								
Wood pallets and skids	2448		06/85	100.8	100.7	100.8	.9	.1
Primary products		2448-P	06/85	100.5	100.4	100.5	.9	.1
Pallets, wooden, flat		2448-162	06/85	100.7	100.7	100.7	1.2	0
Pallet containers, including wood cargo containers		2448-164	06/85	100.0	100.0	(?)	(?)	(?)
Skids, wooden		2448-165	06/85	99.8	99.5	100.0	.1	.5
Secondary products		2448-S	06/85	102.4	102.4	102.4	1.0	0

See footnotes at end of table.

Table 5. Producer price indexes for the net output of selected industries and their products—Continued

Industry and product ¹	Industry code	Product code	Index base	Index			Unadjusted percent change to Jan. 1987 from —	
				Sep. 1986 ²	Dec. 1986 ²	Jan. 1987 ²	Jan. 1986	Dec. 1986
Wood containers, n.e.c.	2449		12/85	100.0	100.3	100.3	0.4	0
Primary products		2449-P	12/85	100.0	100.3	100.4	.5	.1
Wirebound boxes made from lumber, veneer, and plywood		2449-1	12/85	99.9	100.1	100.0	.1	-.1
Made from lumber		2449-111	12/85	100.1	100.5	100.3	.3	-.2
Made from veneer and plywood		2449-112	12/85	99.8	99.8	99.8	0	0
For fruits and vegetables		2449-11211	12/85	100.0	100.0	100.0	0	0
Veneer and plywood containers, except boxes and crates		2449-3	12/85	100.7	101.3	101.3	1.3	0
Containers incl. pails, drums, tubs, fruit and vegetable baskets, and hampers, etc.		2449-312	12/85	100.7	101.3	101.3	1.3	0
Slack and tight cooperage		2449-5	12/85	99.9	100.5	100.9	.9	.4
Tight cooperage(hogsheads, barrels, & kegs for bourbon and other whiskey)		2449-513	12/85	100.0	100.0	100.0	0	0
New		2449-51311	12/85	100.0	100.0	100.0	0	0
Secondary products		2449-S	12/85	100.0	(?)	(?)	(?)	(?)
Wood buildings and mobile homes	245		12/84	102.6	102.8	102.9	1.6	.1
Mobile homes	2451		06/81	107.6	107.9	108.1	1.5	.2
Primary products		2451-P	06/81	107.5	107.8	108.0	1.4	.2
Mobile homes, residential		2451-1	06/81	107.7	108.0	108.2	1.5	.2
Single section		2451-13	06/81	106.8	106.8	107.1	1.1	.3
Width: 12'		2451-1322	06/81	103.5	103.6	(?)	(?)	(?)
Length: 59' and under		2451-13221	06/81	109.4	109.6	(?)	(?)	(?)
Width: 14' and over		2451-1344	06/81	114.7	115.2	115.4	2.8	.2
Length: 59' and under		2451-13441	06/81	99.7	(?)	100.2	-2.7	(?)
Length: greater than 59' to 64'		2451-13442	06/81	114.8	114.9	(?)	(?)	(?)
Length: greater than 64' to 69'		2451-13443	06/81	111.0	(?)	(?)	(?)	(?)
Length: greater than 69' to 74'		2451-13444	06/81	117.1	117.8	117.5	2.8	-.3
Length: greater than 74'		2451-13445	06/81	113.8	(?)	(?)	(?)	(?)
Multi-section		2451-14	06/81	111.9	112.6	112.6	3.1	0
Doublewide		2451-141	06/81	111.9	112.6	112.6	3.1	0
24' single story doublewide		2451-1411	06/81	112.9	113.5	113.5	3.3	0
Length: 49' and under		2451-14111	06/81	115.6	116.9	116.9	3.1	0
Length: greater than 49' to 59'		2451-14112	06/81	115.1	115.3	115.3	2.1	.0
Length: greater than 59' to 69'		2451-14113	06/81	109.9	110.5	110.5	3.9	0
Secondary products		2451-S	06/81	111.5	111.8	(?)	(?)	(?)
Prefabricated wood buildings and components	2452		12/84	104.3	104.6	104.6	1.9	0
Primary products		2452-P	12/84	104.5	104.7	104.7	1.9	0
Precut packages sold as complete units		2452-2	12/84	105.9	105.9	105.9	1.8	0
Residential (homes, townhouses, and apartments)		2452-221	12/84	107.2	107.2	107.2	1.8	0
Panelized buildings sold as complete units		2452-3	12/84	104.6	105.0	104.9	2.1	-.1
Residential		2452-334	12/84	104.8	105.1	105.1	2.2	0
Single family, including townhouses		2452-33433	12/84	104.8	105.2	105.2	2.2	0
Multifamily		2452-33435	12/84	104.5	104.5	104.5	2.5	0
Nonresidential, including motels and hotels		2452-337	12/84	101.3	101.3	101.3	1.3	0
Modular buildings shipped with floors and walls, and usually ceilings and roofs		2452-4	12/84	106.5	106.8	106.5	3.0	-.3
Residential		2452-444	12/84	107.3	107.7	107.4	3.6	-.3
Single family, including townhouses		2452-44443	12/84	107.3	107.6	107.3	3.7	-.3
Multifamily		2452-44445	12/84	108.9	(?)	108.9	0	(?)
Nonresidential, including motels and hotels		2452-447	12/84	104.4	104.4	104.4	1.5	0
Secondary products		2452-S	12/84	101.2	102.6	102.6	1.4	0
Miscellaneous wood products	249		12/84	102.6	102.4	102.5	1.6	.1
Wood preserving	2491		06/85	97.1	96.9	96.3	-1.9	-.6
Primary products		2491-P	06/85	96.8	96.7	96.0	-1.9	-.7
Wood poles, piles, and posts owned and treated by same establishment		2491-2	06/85	98.5	98.0	95.4	-5.2	-2.7
Not over 15 feet in length		2491-211	06/85	97.5	97.5	97.5	-1.5	0
Over 15 feet in length		2491-213	06/85	98.7	98.1	95.0	-5.9	-3.2
Other wood products owned and treated by same establishment		2491-3	06/85	95.2	94.9	95.4	-.6	.5
Railway cross-ties and mine ties		2491-311	06/85	95.7	95.6	95.6	-1.8	0
Lumber and wood siding, rough and worked		2491-313	06/85	93.6	93.1	94.1	.1	1.1
Other wood treated products		2491-319	06/85	100.7	100.7	100.9	1.1	.2
Contract wood preserving		2491-911	06/85	99.6	101.7	101.7	2.7	0
Miscellaneous receipts		2491-M	06/85	99.4	98.5	98.5	(?)	0
Secondary products		2491-S	06/85	100.2	100.2	100.2	-1.0	0
Particleboard	2492		12/82	112.4	115.5	115.6	10.6	.1
Primary products		2492-P	12/82	112.4	115.5	115.6	10.6	.1
Particleboard, platen-type (mat formed)		2492-1	12/82	113.0	116.2	116.3	10.8	.1
Floor underlayment		2492-103	12/82	122.6	138.1	139.3	41.6	.9
Mobile home decking		2492-105	12/82	104.6	104.6	104.6	1.0	0
Shelving		2492-107	12/82	111.3	110.7	110.7	3.3	0
Other industrial board		2492-112	12/82	111.2	110.2	110.0	1.9	-.2
3/4-inch thick		2492-11211	12/82	106.8	106.6	106.5	1.3	-.1
All other thicknesses		2492-11217	12/82	115.8	115.3	114.8	3.1	-.4
Other platen-type, including stepping, siding, etc.		2492-119	12/82	106.1	106.1	106.1	1.4	0

See footnotes at end of table.

Table 5. Producer price indexes for the net output of selected industries and their products—Continued

Industry and product ¹	Industry code	Product code	Index base	Index			Unadjusted percent change to Jan. 1987 from —	
				Sep. 1986 ²	Dec. 1986 ²	Jan. 1987 ²	Jan. 1986	Dec. 1986
Wood products, n.e.c.	2499		06/84	104.3	103.6	103.9	1.1	0.3
Primary products		2499-P	06/84	103.9	103.1	103.3	1.1	.2
Mirror and picture frames		2499-1	06/84	105.6	105.7	106.9	4.1	1.1
Frames		2499-111	06/84	103.8	103.2	103.6	2.2	.4
Wood frames		2499-11111	06/84	104.6	103.4	104.2	1.9	.8
Metal frames		2499-11115	06/84	103.0	(?)	(?)	(?)	(?)
Finished moldings for mirrors and pictures		2499-121	06/84	110.5	112.5	112.4	5.3	-.1
Wood molding		2499-12131	06/84	109.9	112.0	113.7	5.5	1.5
Framed pictures		2499-131	06/84	105.9	105.9	110.8	8.5	4.6
Wood framed pictures		2499-13161	06/84	106.5	106.5	112.7	10.1	5.8
Fabricated hardboard products from hardboard made at the establishment		2499-6	06/84	103.2	100.3	99.9	-.7	-.4
Prefinished paneling, except laminated and tiled wallboard		2499-611	06/84	102.0	99.9	99.5	-.6	-.4
Prefinished exterior siding		2499-61111	06/84	106.5	105.9	106.0	3.7	.1
Dimension and parts, including cut to size and molded products		2499-623	06/84	102.9	100.9	99.4	1.4	-1.5
Panel stock; panels and siding not face finished		2499-643	06/84	107.0	101.4	101.1	-1.5	-.3
Medium density fiberboard		2499-7	06/84	91.5	87.9	85.6	-10.7	-2.6
Uncoated panel		2499-711	06/84	91.5	87.9	85.6	-10.7	-2.6
Uncoated standard size panel		2499-71103	06/84	90.0	87.1	84.8	-12.8	-2.6
Miscellaneous wood products, n.e.c.		2499-9	06/84	104.1	104.2	104.8	1.9	.6
Boxes, cases, and chests for jewelry, silver, tools, utensils, etc.		2499-911	06/84	104.6	104.7	104.7	2.2	0
Household type utensils of wood and wood parts thereof, n.e.c.		2499-915	06/84	105.5	105.7	106.1	.6	.4
Toothpicks, skewers, candy sticks, and similar small wares		2499-919	06/84	103.2	103.2	103.2	-.4	0
Handtool handles		2499-951	06/84	100.4	100.4	100.4	-1.6	0
Striking tool handles (axe, pick, etc.)		2499-95151	06/84	100.5	(?)	100.5	-2.7	(?)
Lifting and pulling tool handles (rake, spade, etc.)		2499-95153	06/84	100.5	100.5	100.5	.2	0
Broom, mop, and paint brush handles		2499-957	06/84	105.6	105.6	107.6	11.6	1.9
Dowels and dowel pins		2499-962	06/84	104.8	104.8	104.8	1.6	0
Wooden tools, tool bodies, and backs for brooms, mops, and brushes		2499-966	06/84	104.8	104.8	104.8	.4	0
Other scaffolding equipment (horses, jacks, extension planks, etc.)		2499-979	06/84	97.1	97.1	(?)	(?)	(?)
Wooden reels for wire and cable		2499-985	06/84	100.8	100.8	100.8	.0	.0
Misc. wooden goods, including wood turnings, except handles and spools		2499-998	06/84	106.5	106.5	107.2	3.0	.7
Miscellaneous receipts		2499-M	06/84	111.1	111.1	112.0	.8	.8
Resales		2499-Z89	06/84	111.1	111.1	112.0	.8	.8
Secondary products		2499-S	06/84	107.7	107.4	107.5	.7	.1
Sawmills and planing mills, general		2421-S	06/84	100.1	100.1	100.1	.2	0
Other secondary products		2499-SSS	06/84	108.4	108.1	108.2	.7	.1
Furniture and fixtures	25		12/84	104.1	104.7	104.8	1.7	.1
Household furniture	251		12/84	103.6	104.1	103.9	1.5	-2
Wood household furniture, except upholstered	2511		12/79	136.3	137.3	137.4	1.6	.1
Primary products		2511-P	12/79	137.1	138.2	138.4	1.9	.1
Wood living room, library, family room and den furniture		2511-2	12/79	138.7	141.2	141.2	2.5	0
Chairs, except dining room (including rockers)		2511-231	12/79	142.6	150.0	150.0	-1	0
Tables, except card and telephone tables		2511-241	12/79	137.3	140.3	140.2	3.6	-.1
Desks		2511-251	12/79	142.1	142.3	142.1	3.6	-.1
Credenzas, bookcases, and bookshelves		2511-271	12/79	148.9	148.9	148.9	0	0
Other nonupholstered living room furniture		2511-298	12/79	132.0	134.0	133.9	2.1	-.1
Wood dining room and kitchen furniture, except cabinets		2511-3	12/79	141.9	142.8	143.4	2.6	.4
Tables, dining room, 30 x 40 inches and greater		2511-311	12/79	140.9	140.8	141.6	2.0	.6
Chairs, dining room		2511-331	12/79	148.3	149.5	150.2	3.9	.5
Buffets and servers, dining room		2511-351	12/79	141.6	142.8	142.8	1.9	0
China and corner cabinets, dining room		2511-371	12/79	129.0	130.5	131.1	3.4	.5
Other dining room and kitchen furniture		2511-398	12/79	126.4	126.4	127.1	-7.8	.6
Wood bedroom furniture		2511-5	12/79	135.8	136.8	136.8	1.4	0
Beds, headboards and footboards		2511-5A	12/79	137.5	138.3	138.2	1.4	-.1
Beds, except bunk beds		2511-511	12/79	138.2	140.4	140.0	1.3	-.3
Headboards and headboard sets		2511-513	12/79	136.7	136.7	136.7	1.0	0
Dressers, vanities and dressing tables		2511-521	12/79	131.6	132.7	133.2	.5	.4
Wardrobes and wardrobe-type cabinets		2511-533	12/79	140.7	143.4	136.0	-2.3	-5.2
Chests of drawers		2511-535	12/79	132.4	132.9	133.6	2.7	.5
Night tables and stands		2511-561	12/79	143.0	145.9	145.6	3.0	-.2
Other nonupholstered bedroom furniture		2511-598	12/79	142.3	141.7	143.1	1.8	1.0
Infants' and children's wood furniture		2511-6	12/79	111.0	111.0	111.0	0	0
Miscellaneous infants' and children's furniture		2511-698	12/79	114.3	114.3	114.3	0	0
Outdoor and unpainted wood furniture		2511-7	12/79	129.8	127.9	128.0	-.7	.1
Unpainted wood furniture		2511-741	12/79	134.0	134.0	134.0	2.2	0
Knockdown or unassembled wood household furniture		2511-761	12/79	127.0	127.1	127.5	.7	.3
Secondary products		2511-S	12/79	133.5	134.2	133.4	0	-.6
Other secondary products		2511-SSS	12/79	131.7	132.0	132.0	.5	0
Upholstered wood household furniture		2512-S	12/79	136.3	138.2	135.1	-1.1	-2.2
Upholstered wood household furniture	2512		06/82	109.9	110.3	109.7	1.8	-.5
Primary products		2512-P	06/82	110.6	110.9	110.3	1.7	-.5
Upholstered wood household furniture		2512-1	06/82	110.6	110.9	110.3	1.7	-.5
Sofas, davenport, settees, and loveseats		2512-112	06/82	110.1	110.8	110.1	2.1	-.6
Chiefly cotton		2512-11232	06/82	113.2	113.4	113.4	1.6	0

See footnotes at end of table.

Table 5. Producer price indexes for the net output of selected industries and their products—Continued

Industry and product ¹	Industry code	Product code	Index base	Index			Unadjusted percent change to Jan. 1987 from —	
				Sep. 1986 ²	Dec. 1986 ²	Jan. 1987 ²	Jan. 1986	Dec. 1986
Upholstered wood household furniture—Continued								
Chiefly rayon		2512-11233	06/82	122.4	122.3	116.6	3.7	-4.7
Chiefly olefin		2512-11234	06/82	106.0	107.3	107.3	1.6	0
Chiefly nylon		2512-11235	06/82	108.3	109.4	109.4	2.5	0
Chiefly polyester		2512-11236	06/82	106.4	(³)	106.4	.7	(³)
Other fibers and blends		2512-11237	06/82	105.3	105.7	105.7	3.4	0
Chairs, except reclining and rockers		2512-132	06/82	109.7	109.7	108.2	1.2	-1.4
Chiefly cotton		2512-13242	06/82	105.1	104.9	104.9	-.4	0
Chiefly olefin		2512-13244	06/82	107.0	107.2	107.2	.6	0
Other fibers and blends		2512-13245	06/82	115.3	115.2	113.8	3.2	-1.2
Rockers, including swivel		2512-145	06/82	96.0	96.0	96.0	0	0
Reclining chairs		2512-154	06/82	115.6	115.9	115.9	.9	0
Other upholstered wood household furniture (ottomans, hassocks, etc)		2512-198	06/82	118.7	118.7	118.7	2.8	0
Secondary products		2512-S	06/82	103.8	104.8	104.8	2.8	0
Metal household furniture								
Primary products	2514	2514-P	06/84	101.0	101.5	102.2	1.7	.7
Metal household dining, dinette and breakfast furniture		2514-1	06/84	101.4	101.9	103.1	1.8	1.2
Tubular metal sets (tables and chairs)		2514-111	06/84	107.3	108.4	109.0	4.4	.6
Tubular metal tables (not sold with a set)		2514-115	06/84	104.9	106.3	106.3	3.2	0
Tubular metal chairs (not sold in a set)		2514-117	06/84	103.1	103.1	103.1	.7	0
Metal kitchen furniture		2514-2	06/84	107.5	107.5	107.5	.1	0
Stools, padded and plain		2514-251	06/84	99.5	99.9	99.1	(³)	-.8
Metal porch, lawn, outdoor and casual furniture		2514-3	06/84	100.6	101.0	98.6	(³)	-2.4
Tubular aluminum		2514-31	06/84	96.5	96.8	99.9	-1.2	3.2
Chairs, rockers, benches, chaise lounges and settees		2514-312	06/84	92.9	93.1	93.9	-3.7	.9
Other porch, lawn, outdoor and casual furniture		2514-314	06/84	90.3	90.5	91.4	-5.1	1.0
Other porch, lawn, outdoor, and casual furniture, inc. picnic tables		2514-398	06/84	105.6	(³)	105.7	2.5	(³)
Other metal household furniture		2514-4	06/84	106.9	108.1	108.3	-.7	.2
Folding cots, rollable cots, army cots, and other metal beds		2514-433	06/84	100.7	100.9	101.3	2.2	.4
Metal bed frames		2514-437	06/84	105.1	105.1	105.1	.3	.0
Upholstered metal household furniture		2514-455	06/84	101.9	101.9	102.3	1.0	.4
Medicine cabinets		2514-475	06/84	119.1	119.1	119.7	.5	.5
Infants' metal furniture		2514-49A	07/84	91.7	(³)	93.4	6.1	(³)
Infants' high chairs		2514-492	07/84	101.6	101.5	101.4	1.3	-.1
Infants' car seats		2514-493	07/84	107.4	108.1	107.6	(³)	-.5
Other infants' and children's metal furniture (chairs, tables, playpens, etc.)		2514-494	08/84	105.0	104.1	103.9	(³)	-.2
Other metal household furniture		2514-498	06/84	98.6	98.6	98.6	0	0
Secondary products		2514-S	06/84	100.0	100.0	100.0	-.8	0
		2514-S	06/84	103.0	103.2	100.4	-1.5	-2.7
Mattresses, bedsprings and sleep furniture								
Primary products	2515	2515-P	06/83	108.8	109.0	108.4	1.2	-.6
Innerspring mattresses other than crib size		2515-1	06/83	109.4	109.8	109.1	1.2	-.6
Twin size innerspring mattresses		2515-112	06/83	112.6	111.3	111.1	-.7	-.2
Queen size innerspring mattresses		2515-113	06/83	108.1	110.5	109.9	1.5	-.5
Other size innerspring mattresses, except crib size		2515-114	06/83	118.7	118.7	118.2	.8	-.4
Foundations		2515-3	06/83	112.7	107.3	107.6	-3.8	.3
Box springs		2515-311	06/83	103.4	105.8	104.1	2.2	-1.6
Other foundations, including foam, spring cushions, and hospital bedsprings		2515-379	06/83	105.0	108.0	105.6	2.5	-2.2
Convertible sofas		2515-4	06/83	95.2	94.6	95.9	-.2	1.4
Made from mattresses produced at the same establishment		2515-431	06/83	107.9	109.0	109.0	2.2	0
Secondary products		2515-S	06/83	102.2	104.3	104.3	3.4	0
Wood household furniture, upholstered		2515-S	06/83	105.9	104.5	104.4	1.4	-.1
Other secondary products		2515-SSS	06/83	110.6	108.3	108.3	2.6	0
		2515-SSS	06/83	98.9	98.8	98.5	-.4	-.3
Wood TV and radio cabinets								
Primary products	2517	2517-P	12/85	102.3	102.3	102.3	2.6	0
Other audio cabinets, incl. radio, phono and hi-fi		2517-114	12/85	101.7	101.7	101.7	2.0	0
TV cabinets & combinations, TV, hi-fi and radio		2517-115	12/85	105.8	105.8	(³)	(³)	(³)
Sewing machine cabinets		2517-121	12/85	100.1	(³)	100.1	.7	(³)
Secondary products		2517-S	12/85	100.0	100.0	(³)	(³)	(³)
		2517-S	12/85	108.5	108.5	108.5	8.5	0
Household furniture, n.e.c.								
Primary products	2519	2519-P	12/85	98.6	98.5	95.7	-4.3	-2.8
Reed & rattan furn., incl. willow, wicker & cane		2519-132	12/85	98.3	98.1	95.3	-4.7	-2.9
Other plastics and fibrous glass furn., exc. cabinets		2519-141	12/85	100.8	99.6	99.6	-.4	0
		2519-141	12/85	97.0	97.3	93.2	-6.8	-4.2
Office furniture								
Primary products	252		12/84	105.0	106.7	107.2	3.2	.5
Wood office furniture								
Primary products	2521	2521-P	06/85	103.4	104.0	104.3	2.5	.3
Seating		2521-1	06/85	103.0	103.3	104.0	2.1	.7
Secretarial chairs		2521-111	06/85	103.0	103.4	104.4	1.9	1.0
General office and desk chairs (including executive office chairs)		2521-113	06/85	102.3	102.3	102.3	1.8	0
Side and arm chairs		2521-114	06/85	103.4	103.4	105.7	3.1	2.2
Lounge seating		2521-121	06/85	103.2	104.3	104.3	1.0	0
Desks and extensions		2521-2	06/85	101.4	101.4	101.4	0	0
		2521-2	06/85	103.9	104.3	104.9	2.9	.6

See footnotes at end of table.

Table 5. Producer price indexes for the net output of selected industries and their products—Continued

Industry and product ¹	Industry code	Product code	Index base	Index			Unadjusted percent change to Jan. 1987 from —	
				Sep. 1986 ²	Dec. 1986 ²	Jan. 1987 ²	Jan. 1986	Dec. 1986
Wood office furniture—Continued								
Desks		2521-22	06/85	104.3	104.7	105.3	3.1	0.6
Executive desks		2521-221	06/85	103.1	103.7	104.6	2.9	.9
Clerical and secretarial desks		2521-222	06/85	106.4	106.6	106.5	3.5	-.1
Storage units, files and tables		2521-4	06/85	103.6	104.3	104.8	2.4	.5
Storage units		2521-411	06/85	103.9	104.2	104.4	2.0	.2
Credenzas		2521-41141	06/85	102.5	103.0	102.8	1.6	-.2
Bookcases and other storage units		2521-41143	06/85	106.5	106.7	107.5	2.7	.7
Files		2521-422	06/85	108.4	108.4	(³)	(³)	(³)
Tables		2521-433	06/85	102.7	103.9	104.5	2.5	.6
Work/conference		2521-43355	06/85	102.0	103.6	103.3	2.2	-.3
All other		2521-43359	06/85	104.7	104.9	108.1	3.2	3.1
Panel and modular systems furniture		2521-5	06/85	101.6	101.2	101.9	1.2	.7
Panel systems		2521-51	06/85	101.8	101.4	102.0	1.3	.6
Panel supported systems		2521-512	06/85	101.8	101.4	102.0	1.3	.6
Panels, less than ceiling height		2521-5123	06/85	101.1	(³)	101.1	0	(³)
Other wood office furniture		2521-611	06/85	104.9	106.6	106.6	2.4	0
Miscellaneous receipts		2521-M	06/85	107.4	107.4	107.4	3.4	0
Resales		2521-Z89	06/85	107.4	107.4	107.4	3.4	0
Secondary products		2521-S	06/85	105.3	107.5	106.0	5.1	-1.4
Metal office furniture								
.....	2522		12/79	141.0	143.8	144.7	3.4	.6
Primary products		2522-P	12/79	140.7	144.2	144.9	3.6	.5
Seating		2522-1	12/79	136.9	141.8	144.2	5.4	1.7
All other chairs, except stacking		2522-115	12/79	134.3	141.2	143.5	5.6	1.6
Desks		2522-2	12/79	144.8	148.2	147.4	3.1	-.5
Clerical and secretarial desks		2522-231	12/79	143.5	148.3	147.2	4.6	-.7
Cabinets and cases		2522-3	12/79	141.8	145.6	145.8	2.7	.1
Letter file cabinets		2522-311	12/79	136.7	143.9	143.3	3.2	-.4
Legal file cabinets		2522-314	12/79	139.2	141.2	(³)	(³)	(³)
Other vertical file cabinets		2522-316	12/79	158.7	160.4	160.4	3.6	0
Horizontal file cabinets		2522-317	12/79	131.3	134.6	135.8	1.0	.9
Other metal office furniture		2522-4	12/79	140.2	140.6	141.5	3.4	.6
Tables and stands		2522-411	12/79	129.0	130.6	130.6	4.3	.0
Modular units		2522-421	12/79	136.2	135.8	138.9	5.5	2.3
Miscellaneous metal office furniture		2522-498	12/79	150.3	150.9	150.3	1.3	-.4
Secondary products		2522-S	12/79	146.9	143.4	146.9	4.2	2.4
Public building and related furniture								
.....	2531		12/84	106.4	107.0	106.9	2.1	-.1
Primary products		2531-P	12/84	106.8	107.5	107.4	2.7	-.1
School furniture, except stone, concrete, and library furniture		2531-1	12/84	104.7	105.2	105.2	2.5	0
Chairs, all purpose (nonfolding)		2531-136	12/84	107.3	(³)	(³)	(³)	(³)
Storage cabinets		2531-137	12/84	100.0	(³)	100.0	0	(³)
Other school furniture designed specifically for use in schools		2531-198	12/84	106.6	106.6	106.6	3.3	0
Public building and related furniture, except school and restaurant		2531-2	12/84	107.7	108.4	108.4	2.8	0
Seats for public conveyances		2531-211	12/84	103.7	104.0	104.0	1.1	0
Church furniture		2531-23	12/84	106.7	107.5	107.5	1.9	0
Church pews		2531-231	12/84	107.7	108.7	108.7	2.2	0
Other church furniture (pulpits, altars, etc.)		2531-239	12/84	103.6	103.8	103.8	1.0	0
Chairs and seats, excluding seats for public conveyances and stadiums		2531-25	12/84	110.2	111.4	111.4	3.3	0
Stadium and bleacher seating, including grandstands		2531-261	12/84	121.5	(³)	122.8	9.8	(³)
Other public building furniture		2531-298	12/84	103.9	105.4	105.3	6.3	-.1
Secondary products		2531-S	12/84	105.1	105.1	105.0	-.2	-.1
Partitions, shelving, lockers, and office and store fixtures								
.....	254		12/84	106.7	106.8	107.7	1.7	.8
Wood partitions and fixtures								
.....	2541		12/83	113.1	113.2	114.7	3.3	1.3
Primary products		2541-P	12/83	113.3	113.2	115.0	3.6	1.6
Wood partitions, shelving, and lockers		2541-1	12/83	101.8	101.8	101.8	.4	0
Partitions (prefabricated, assembled, and knocked down)		2541-111	12/83	102.6	102.6	102.6	0	0
Plastic laminated fixture tops		2541-2	12/83	117.7	117.8	118.0	.3	.2
Wood fixtures for stores, banks, and offices, and other wood fixtures		2541-3	12/83	113.4	113.3	115.9	5.4	2.3
Custom store fixtures (retail), except food stores		2541-33A						
Other fixtures and displays		2541-334	12/83	103.8	103.4	103.4	-.7	0
Manufacturers' standard store fixtures (retail), except food stores		2541-33B	12/83	(³)	(³)	(³)	(³)	(³)
Other fixtures and displays		2541-337	12/83	(³)	(³)	(³)	(³)	(³)
Cabinets (floor or wall types)		2541-341	12/83	105.1	(³)	(³)	(³)	(³)
Counters and bank fixtures		2541-36	12/83	111.5	111.5	111.5	1.1	0
Counters, except bank counters		2541-361	12/83	96.1	96.1	(³)	(³)	(³)
Bank fixtures, including bank counters		2541-362	12/83	117.7	117.7	117.7	1.4	0
Other wood fixtures, including miscellaneous display fixtures		2541-398	12/83	99.2	99.4	100.5	3.7	1.1
Miscellaneous receipts		2541-M	01/84	113.4	113.4	113.4	1.6	0
Contract work and other miscellaneous receipts		2541-XY9	01/84	111.4	(³)	111.4	4.7	(³)
Secondary products		2541-S	12/83	111.2	112.3	112.6	2.1	.3
Metal partitions and fixtures								
.....	2542		12/83	108.6	108.9	109.2	.2	.3
Primary products		2542-P	12/83	107.9	108.3	108.6	-.1	.3
Metal partitions prefabricated, assembled, or knocked down		2542-1	12/83	108.7	108.7	108.7	(³)	0
Metal shelving and lockers		2542-2	12/83	109.3	109.4	110.1	1.5	.6

See footnotes at end of table.

Table 5. Producer price indexes for the net output of selected industries and their products—Continued

Industry and product ¹	Industry code	Product code	Index base	Index			Unadjusted percent change to Jan. 1987 from —	
				Sep. 1986 ²	Dec. 1986 ²	Jan. 1987 ²	Jan. 1986	Dec. 1986
Metal partitions and fixtures—Continued								
Metal shelving		2542-23	12/83	108.9	108.9	109.8	1.8	0.8
Commercial shelving (factories, stores, etc.)		2542-233	12/83	106.0	106.0	107.2	1.5	1.1
Other shelving		2542-239	12/83	110.4	110.4	110.4	.5	0
Metal lockers		2542-251	12/83	110.9	110.9	110.9	.1	0
Metal storage racks and accessories		2542-3	12/83	103.6	104.7	104.3	-6.4	-4
Portable metal stacking racks and frames		2542-345	12/83	96.2	96.9	96.9	(³)	0
Other metal racks, including conventional pallet racks and accessories		2542-349	12/83	107.3	108.9	109.0	1.5	.1
Metal fixtures for stores, banks, offices, and miscellaneous fixtures		2542-4	12/83	109.7	109.8	110.3	2.7	.5
Store fixtures (retail), except for food stores		2542-46A	12/83	115.3	115.6	115.6	1.2	0
Custom fixtures		2542-463	12/83	110.8	111.4	(³)	(³)	(³)
Manufacturers' standard fixtures		2542-465	12/83	119.5	119.5	119.5	1.0	0
Other show and display cases, including wall types and tables		2542-469	12/83	(³)	106.3	109.2	(³)	2.7
Cabinets (floor or wall types)		2542-471	12/83	112.2	112.2	112.2	10.3	0
Counters and bank fixtures		2542-48	12/83	108.9	(³)	108.9	(³)	(³)
Other metal fixtures, including clothing racks and miscellaneous display fixtures		2542-498	12/83	101.8	101.8	103.5	3.1	1.7
Secondary products		2542-S	12/83	112.0	112.0	112.2	1.9	.2
Miscellaneous furniture and fixtures	259		12/84	101.3	101.6	101.6	1.6	0
Drapery hardware and blinds and shades	2591		06/84	102.7	102.7	102.5	1.0	-2
Primary products		2591-P	06/84	102.4	102.4	102.1	.8	-3
Window shades and accessories		2591-3	06/84	96.1	96.2	95.8	-3	-4
Window shades		2591-3A	06/84	96.1	96.2	95.8	-3	-4
Plastic window shades		2591-311	06/84	93.0	93.0	93.0	-1	0
Other window shades including cloth and paper		2591-313	06/84	100.2	100.6	99.6	-6	-1.0
Venetian blinds		2591-4	06/84	96.6	93.8	94.0	1.2	.2
Complete venetian blinds, vertical and horizontal		2591-4A	06/84	101.6	100.2	100.4	2.0	.2
Aluminum slat blinds		2591-452	06/84	100.0	98.5	98.7	2.3	.2
Other shades and blinds n.e.c., curtain and drapery rods, poles and other hardware		2591-5	06/84	106.5	107.1	106.8	1.1	-3
Other shades and blinds, except canvas and other textile fabrics		2591-511	06/84	104.6	104.6	104.6	-3	0
Curtain and drapery rods, poles, and fixtures fabricated at plant		2591-517	06/84	107.1	107.9	107.5	1.6	-4
Carbon steel and all other materials		2591-51711	06/84	111.4	112.5	111.9	2.3	-5
Miscellaneous receipts		2591-M	06/84	105.7	105.2	105.2	2.9	0
Resales		2591-289	06/84	106.2	105.6	105.6	3.1	0
Secondary products		2591-S	06/84	103.9	104.0	104.0	.3	0
Furniture and fixtures, n.e.c.	2599		12/85	101.6	102.2	102.3	2.1	.1
Primary products		2599-P	12/85	101.8	102.5	102.6	2.3	.1
Hospital beds		2599-1	12/85	99.9	(³)	99.9	1.2	(³)
Hospital beds		2599-101	12/85	99.9	(³)	99.9	1.2	(³)
Restaurant, cafeteria and bar furniture		2599-2	12/85	102.0	102.1	102.1	2.1	0
Wood chairs and stools		2599-241	12/85	105.2	106.1	106.1	6.1	0
Metal chairs and stools		2599-245	12/85	100.0	100.0	100.0	0	0
Booths, bars and back bars		2599-247	12/85	101.4	101.4	101.4	1.4	0
Other restaurant, cafeteria and bar furniture		2599-248	12/85	101.9	101.9	101.9	1.9	0
Other furniture and fixtures, n.e.c.		2599-3	12/85	101.9	103.7	104.4	3.0	.7
Ship furniture		2599-351	12/85	100.8	101.2	101.2	1.2	0
Industrial furniture, including benches, stools, sorting tables and cabinets		2599-353	12/85	100.0	100.0	102.8	(³)	2.8
All other furniture and fixtures, n.e.c.		2599-354	12/85	102.3	104.5	105.1	3.2	.6
Secondary products		2599-S	12/85	101.6	101.7	102.2	2.3	.5
Paper and allied products	26		12/84	100.3	101.4	102.2	4.3	.8
Pulp mills	2611		12/82	106.0	109.8	111.6	14.2	1.6
Primary products		2611-P	12/82	107.7	112.5	114.9	19.6	2.1
Special alpha and dissolving woodpulp		2611-1	12/82	99.5	99.5	99.5	.5	0
Other pulp, including pulpmill byproducts, except tall oil		2611-2	12/82	111.8	119.0	122.5	29.5	2.9
Woodpulp		2611-21	12/82	111.5	119.3	122.1	32.1	2.3
Sulfite woodpulp		2611-211						
Sulfate woodpulp		2611-213						
Bleached sulfate woodpulp		2611-2133	12/82	112.8	120.4	122.8	30.5	2.0
Bleached sulfate woodpulp, softwood		2611-21331	12/82	113.4	120.4	121.9	32.8	1.2
Bleached sulfate woodpulp, hardwood		2611-21335	12/82	111.3	120.4	124.8	24.6	3.7
Groundwood pulp		2611-216	12/82	115.6	116.7	114.5	-8.5	-1.9
Stone groundwood and refiner woodpulp		2611-21664	12/82	115.6	116.7	114.5	-8.5	-1.9
Pulp, other than woodpulp, and misc. pulpmill products, n.e.c.		2611-28	12/82	113.9	116.2	126.0	9.9	8.4
Paper mill products except building paper	2621		06/81	111.1	112.8	113.6	4.5	.7
Primary products		2621-P	06/81	111.6	113.4	114.3	4.8	.8
Tissue paper stock and other machine creped paper stock		2621-A	06/81	115.2	116.9	115.4	1.1	-1.3
Sanitary paper stock		2621-A1	06/81	114.5	115.8	114.3	.9	-1.3
Napkin stock		2621-A51	06/81	99.3	102.4	(³)	(³)	(³)
Tissue paper stock, excluding sanitary and thin		2621-A81	06/81	130.3	137.1	137.1	4.5	0
Newsprint		2621-1	06/81	106.8	110.5	112.8	5.0	2.1
Groundwood paper, uncoated		2621-2	06/81	108.6	111.4	111.1	3.2	-3

See footnotes at end of table.

Table 5. Producer price indexes for the net output of selected industries and their products—Continued

Industry and product ¹	Industry code	Product code	Index base	Index			Unadjusted percent change to Jan. 1987 from —	
				Sep. 1986 ²	Dec. 1986 ²	Jan. 1987 ²	Jan. 1986	Dec. 1986
Paper mill products except building paper—Continued								
Publication and printing		2621-211	06/81	107.9	111.2	110.9	3.5	-0.3
Body stock for coating and other converting and miscellaneous groundwood paper		2621-231	06/81	112.5	112.5	112.9	1.3	.4
Clay coated printing and converting paper		2621-3	06/81	120.8	121.8	122.0	-.5	.2
Coated one side, except prime-coated body stock for further coating ..		2621-311	06/81	123.1	124.0	123.9	1.6	-.1
Coated two sides, except prime-coated body stock for further coating		2621-331	06/81	120.3	121.4	121.5	-.8	.1
No. 3 grade		2621-33111	06/81	121.9	122.9	122.9	.4	0
No. 5 grade		2621-33121	06/81	116.7	116.7	115.3	-5.0	-1.2
Other grades		2621-33131	06/81	121.2	122.6	123.3	.2	.6
Book paper, uncoated free sheet		2621-4	06/81	104.5	105.7	107.6	10.1	1.8
Writing, chemical woodpulp		2621-421	06/81	102.1	102.8	106.0	11.8	3.1
Unwatermarked bond, No. 4 grade		2621-42111	06/81	104.8	105.3	105.4	1.5	.1
Other bond, except form bond		2621-42133	06/81	110.9	111.6	111.6	2.9	0
Form bond, 15 pound		2621-42155	06/81	96.9	97.3	103.7	23.2	6.6
Other form bond		2621-42166	06/81	104.0	104.0	109.8	18.8	5.6
Other chemical woodpulp writing paper		2621-42177	06/81	101.1	102.9	104.6	9.8	1.7
Publication and printing		2621-441	06/81	105.5	107.9	107.2	7.7	-.6
Offset		2621-44122	06/81	106.4	107.6	107.9	6.8	.3
Other book printing		2621-44133	06/81	104.7	108.2	106.6	8.8	-1.5
Body stock for coating, for shipment to establishments without papermaking equipment		2621-451	06/81	100.8	100.8	101.1	.6	.3
Cover text		2621-465	06/81	124.5	124.5	127.8	7.8	2.7
Cotton fiber paper and thin paper		2621-6	06/81	121.9	122.8	126.8	5.6	3.3
Writing, cotton fiber including cotton fiber index		2621-611	06/81	126.6	126.6	130.5	7.8	3.1
Thin paper		2621-671	06/81	119.8	121.2	125.2	4.6	3.3
Packaging and industrial converting paper, unbleached kraft.		2621-7	06/81	103.5	107.7	110.3	13.5	2.4
Shipping sack		2621-731	06/81	97.1	104.1	104.2	10.9	.1
Bag and sack, other than shipping sack		2621-751	06/81	99.7	102.2	107.0	16.1	4.7
Other converting, 18 pounds and over		2621-761	06/81	106.3	108.4	110.1	12.9	1.6
Packaging and industrial converting paper, except unbleached kraft.		2621-8	06/81	115.7	119.2	120.2	5.5	.8
Wrapping		2621-811	06/81	112.8	112.8	115.5	3.2	2.4
Bag and sack, other than shipping sack		2621-851	06/81	110.7	111.6	111.6	2.2	0
Other converting, 18 pounds and over		2621-861	06/81	105.6	107.6	107.9	5.0	.3
Glassine, greaseproof, and vegetable parchment		2621-881	06/81	126.3	135.7	136.0	9.2	.2
Special industrial paper		2621-9	06/81	110.3	111.3	111.6	2.5	.3
Secondary products		2621-S	06/81	96.3	96.7	96.9	1.3	.2
Pulp mills		2611-S	06/81	76.7	77.7	77.3	4.5	-.5
Other secondary products		2621-SSS	06/81	89.5	89.5	89.5	2.5	0
Sanitary paper products		2647-S	06/81	111.4	110.7	110.6	1.0	-.1
Paperboard mills	2631							
Primary products		2631-P	12/82	114.8	117.7	120.1	11.3	2.0
Unbleached kraft packaging and industrial converting paperboard		2631-1	12/82	112.5	114.0	116.9	8.0	2.5
Unbleached linerboard		2631-111	12/82	116.8	117.8	122.7	10.0	4.2
42 lb. kraft linerboard		2631-11101	12/82	117.8	118.3	123.8	10.5	4.6
Other unbleached linerboard		2631-11102	12/82	120.8	123.1	128.2	13.1	4.1
Other unbleached kraft packaging and industrial converting paperboard		2631-121	12/82	116.1	115.5	121.2	9.0	4.9
Bleached packaging and industrial converting paperboard		2631-2	12/82	107.5	(⁹)	112.6	5.6	(⁹)
Linerboard		2631-211	12/82	107.2	108.0	108.4	2.5	.4
Folding carton-type board		2631-241	12/82	113.6	113.6	116.5	7.0	2.6
Other solid bleached board		2631-284	12/82	103.9	103.9	104.5	-.4	.6
Semichemical paperboard		2631-3	12/82	113.6	115.3	117.3	5.0	1.7
Corrugating medium		2631-321	12/82	113.9	117.2	122.2	18.2	4.3
Recycled paperboard		2631-4	12/82	108.6	110.7	111.6	5.2	.8
Linerboard (<80% virgin fiber)		2631-411	12/82	109.5	110.9	120.4	15.7	8.6
Corrugating medium (<75% virgin fiber)		2631-421	12/82	122.1	130.3	131.2	16.7	.7
Container chip and filler board		2631-431	12/82	111.2	112.0	111.9	6.8	-.1
Folding carton: unlined chipboard		2631-443	12/82	108.6	110.7	110.7	-1.9	0
Folding carton: white-lined		2631-445	12/82	105.8	105.8	105.8	-1.9	0
Folding carton: clay-coated		2631-446	12/82	98.0	98.0	99.0	1.0	1.0
Tube, can and drum paperboard		2631-481	12/82	113.4	115.9	115.8	3.8	-.1
Other recycled paperboard		2631-487	12/82	106.6	107.3	107.3	1.6	0
Secondary products		2631-S	12/82	125.6	134.9	134.8	26.8	-.1
Converted paper and paperboard products, except containers and boxes	264							
Primary products		2641-P	12/82	102.0	102.7	103.0	2.2	.3
Printing paper coated at establishments other than where paper was produced		2641-1	12/82	110.8	110.9	111.2	1.8	.3
Coated one side (for labels and similar uses)		2641-113	12/82	108.0	108.2	108.5	2.2	.3
Coated two sides (for printing of magazines, directories, catalogs, and similar uses)		2641-153	12/82	110.2	111.2	111.2	4.6	0
Oiled, waxed, and wax-laminated paper, plain or printed		2641-2	12/82	110.6	111.3	111.1	4.4	-.2
Oiled and similarly treated paper		2641-211	12/82	109.7	111.2	111.5	5.1	.3
Waxed and wax-laminated paper for packaging uses		2641-216	12/82	109.9	109.9	109.6	3.8	-.3
Food products		2641-216B	12/82	119.8	119.8	119.8	2.4	0
				109.4	109.4	109.0	3.9	-.4

See footnotes at end of table.

Table 5. Producer price indexes for the net output of selected industries and their products—Continued

Industry and product ¹	Industry code	Product code	Index base	Index			Unadjusted percent change to Jan. 1987 from —	
				Sep. 1986 ²	Dec. 1986 ²	Jan. 1987 ²	Jan. 1986	Dec. 1986
Paper coating and glazing—Continued								
Single web		2641-21632	12/82	107.4	107.4	107.0	4.4	-0.4
Gummed products		2641-3	12/82	103.8	105.2	105.1	.5	-1
Gummed sealing tape, paper base and reinforced base, used for sealing and securing		2641-312	12/82	101.9	102.6	102.4	-.4	-2
Pressure sensitive (self adhesive) products, including tape		2641-4	12/82	109.4	109.0	108.9	1.1	-1
Single faced tape		2641-411	12/82	105.7	105.0	104.8	.3	-2
Paper backing, excluding electrical		2641-41113	12/82	108.7	110.7	110.3	3.9	-4
Reinforced and laminated tape, all backings		2641-41153	12/82	97.3	97.3	97.3	-7.8	0
Double faced tape		2641-461	12/82	111.5	(?)	(?)	(?)	(?)
Pressure sensitive labels, unprinted		2641-475	12/82	120.0	121.3	121.8	2.4	.4
Pressure sensitive base stock for other than labels		2641-485	12/82	106.4	(?)	106.6	1.2	(?)
Laminated or coated rolls and sheets, for packaging uses, except waxed		2641-7	12/82	104.6	105.3	106.6	3.8	1.2
Other coated and processed paper, except for packaging uses and except waxed		2641-8	12/82	109.6	109.2	109.7	1.5	.5
Special coated paper (mica, pyroxylin, lacquer, metallic, etc.) other than foil		2641-821	12/82	117.7	(?)	118.2	7.0	(?)
Other coated and processed paper, including soap impregnated paper and plastic coated paper		2641-898	12/82	106.9	107.2	107.0	.9	-2
Secondary products		2641-S	12/82	120.7	120.7	121.0	.7	.2
Envelopes								
Primary products	2642	2642-P	12/84	101.5	103.3	103.6	4.3	.3
Envelopes, all types		2642-1	12/84	100.9	102.6	103.0	3.8	.4
Bags, except textile bags								
Primary products	2643	2643-P	12/83	112.5	115.4	115.6	6.0	.2
Grocers' and variety bags (paper) and wardrobe, shopping, and other bags		2643-1	12/83	153.7	159.4	159.6	16.2	.1
Grocers' bags and sacks, paper		2643-113	12/83	168.2	175.7	176.1	18.7	.2
Grocers' sacks, paper		2643-131	12/83	139.7	146.6	146.7	12.9	.1
1/6 barrel		2643-11311	12/83	233.2	251.5	252.1	34.8	.2
Grocers' bags, paper		2643-1132	12/83	242.4	251.5	252.6	28.8	.4
Greater than 5 lb. but less than 13 lb		2643-11322	12/83	239.3	245.5	247.5	29.2	.8
13 lb. or greater		2643-11323	12/83	246.3	258.8	258.8	28.4	0
Shopping bags, all materials		2643-151	12/83	106.0	106.2	108.4	5.7	2.1
Other paper bags, n.e.c. (mothproof, etc.), excluding specialty bags		2643-198	12/83	110.0	116.4	116.4	8.7	0
Polyethylene combinations, including polyethylene and foil combinations		2643-2	12/83	96.8	97.8	97.6	-1.3	-2
Polyethylene combinations, including polyethylene and foil combinations		2643-2B						
Polyethylene combined with other films by lamination or coating		2643-23	12/83	122.8	(?)	(?)	(?)	(?)
Unsupported film		2643-2C	12/83	101.7	102.0	103.1	1.7	1.1
Polyethylene		2643-261	12/83	101.6	101.9	103.0	1.7	1.1
Resale household bags, all materials (garbage, lunch, sandwich, etc.)		2643-29	12/83	73.9	75.5	77.2	-10.5	2.3
Film		2643-295	12/83	71.4	(?)	75.0	-11.6	(?)
Shipping sacks and multiwall bags, all materials, except textile		2643-3	12/83	109.0	115.3	115.6	9.1	.3
Single and double wall		2643-311	12/83	108.7	108.7	108.7	.8	0
Multiwall (three or more plies)		2643-351	12/83	109.1	116.4	116.8	10.5	.3
Secondary products		2643-S	12/83	100.9	100.0	101.2	1.0	1.2
Other secondary products		2643-SSS	12/83	107.0	107.0	110.1	4.2	2.9
Miscellaneous plastics products		3079-S	12/83	103.0	101.0	101.1	-1.3	.1
Die-cut paper and board								
Primary products	2645	2645-P	12/84	101.7	102.0	103.0	2.0	1.0
Die-cut office supplies and miscellaneous products		2645-1	12/84	101.5	101.6	102.6	1.4	1.0
Index cards		2645-111	12/84	102.7	103.0	104.9	2.7	1.8
Expanding file folders, including wallets		2645-112	12/84	103.4	103.5	103.5	.8	0
Other file folders, including hanging folders		2645-114	12/84	101.2	101.4	103.3	1.4	1.9
Other die-cut products		2645-114	12/84	101.6	102.1	103.1	1.2	1.0
Pasted, lined, laminated or surface coated paperboard		2645-199	12/84	104.1	104.5	107.4	4.9	2.8
Pasted, lined, laminated or surface coated paperboard		2645-2	12/84	100.2	100.2	100.2	0	0
Miscellaneous receipts		2645-211	12/84	100.2	100.2	100.2	0	0
Resales		2645-M	12/84	102.6	102.6	102.6	2.6	0
Secondary products		2645-Z89	12/84	103.3	103.3	103.3	3.3	0
		2645-S	12/84	102.8	104.4	105.8	6.0	1.3
Pressed and molded pulp goods								
Primary products	2646	2646-P	06/85	100.6	100.2	101.8	1.7	1.6
Other molded pulp goods		2646-2	06/85	100.6	100.2	101.8	1.7	1.6
Molded pulp plates and dishes		2646-251	06/85	100.5	100.0	101.7	1.6	1.7
Other molded pulp and papier mache articles, excluding statuary and art goods		2646-298	06/85	96.6	96.1	95.3	-2.8	-8
Sanitary paper products								
Primary products	2647	2647-P	06/83	106.5	106.4	105.9	-.2	-.5
Sanitary napkins and tampons		2647-1	06/83	107.0	106.6	106.1	.1	-.5
Tampons		2647-151	06/83	109.7	(?)	(?)	(?)	(?)
Sanitary tissue health products		2647-2	06/83	121.1	(?)	(?)	(?)	(?)
Table napkins, including plain creped, and facial tissue		2647-22	06/83	106.4	106.0	105.4	-.8	-.6
Industrial (bulk and dispenser type)		2647-221	06/83	110.6	110.7	109.1	.3	-1.4
			06/83	106.5	106.6	103.4	-2.3	-3.0

See footnotes at end of table.

Table 5. Producer price indexes for the net output of selected industries and their products—Continued

Industry and product ¹	Industry code	Product code	Index base	Index			Unadjusted percent change to Jan. 1987 from —	
				Sep. 1986 ²	Dec. 1986 ²	Jan. 1987 ²	Jan. 1986	Dec. 1986
Sanitary paper products—Continued								
Regular type, single ply		2647-221A	06/83	102.2	102.4	98.0	-5.1	-4.3
Bulk		2647-22101	06/83	112.4	112.4	112.4	-1.1	0
Facial tissue type, 2 ply or more		2647-22103	06/83	116.9	116.9	116.9	4.4	0
Toilet tissue		2647-23	06/83	100.7	101.4	101.4	.8	0
Disposable diapers, except diaper liners and adult diapers, paper		2647-287	06/83	105.2	101.8	101.8	-4.6	0
Other sanitary health products, incl. toilet seat covers, bibs, headrests, tray covers, etc.		2647-298	06/83	104.7	106.9	103.1	(³)	-3.6
Secondary products		2647-S	06/83	113.2	115.8	115.8	-2.1	0
Other secondary products		2647-SSS	06/83	112.3	(³)	115.1	-3.0	(³)
Stationery products	2648		06/85	100.9	103.1	104.7	3.3	1.6
Primary products		2648-P	06/85	101.1	103.8	105.7	4.2	1.8
Stationery		2648-1	06/85	104.9	104.8	107.3	7.7	2.4
Boxed stationery and portfolios		2648-111	06/85	102.0	102.0	107.2	6.1	5.1
Tablets and related products		2648-2	06/85	100.0	103.5	105.3	3.3	1.7
Correspondence type tablets		2648-251	06/85	97.3	100.7	99.5	1.3	-1.2
Legal pads		2648-252	06/85	102.3	114.2	(³)	(³)	(³)
Tablets and pads, except legal and memo		2648-254	06/85	101.7	101.0	103.7	3.4	2.7
Notebooks		2648-257	06/85	96.8	102.5	104.0	2.6	1.5
Looseleaf fillers (school and commercial types)		2648-261	06/85	100.5	102.6	109.4	4.5	6.6
Wrapped ream papers		2648-265	06/85	103.4	105.7	105.7	(³)	0
Other tablets and related products		2648-269	06/85	99.8	97.7	96.3	-6.4	-1.4
Secondary products		2648-S	06/85	98.1	98.9	98.9	.9	0
Other secondary products		2648-SSS	06/85	96.9	98.2	98.3	1.5	.1
Converted paper products, n.e.c.	2649		06/85	100.1	99.6	101.3	.9	1.7
Primary products		2649-P	06/85	99.8	98.8	101.0	.8	2.2
Wrapping products (gift wrap type)		2649-2	06/85	100.0	100.6	100.6	(³)	.0
Wallcoverings		2649-3	06/85	99.0	99.1	97.0	-2.0	-2.1
Paper wallcoverings		2649-3A	06/85	98.3	98.3	94.4	(³)	-4.0
Other wallcoverings		2649-3B	06/85	100.0	100.1	100.1	(³)	0
Other converted paper and board products		2649-5	06/85	99.9	98.3	102.4	1.8	4.2
Business machine supplies		2649-5A	06/85	101.2	104.1	104.1	3.2	0
Rolls for business machines		2649-511	06/85	101.7	104.6	104.6	3.4	0
Novelties, games, displays, and similar products		2649-5C	06/85	101.3	105.7	106.4	5.6	.7
Other novelties, games, displays, and similar products		2649-547	06/85	101.0	103.5	104.7	4.5	1.2
Industrial paper and board products		2649-5D						
Other industrial paper and board products		2649-569	06/85	101.1	91.6	112.1	10.6	22.4
Miscellaneous paper products		2649-5E						
Other miscellaneous paper & board products, including labels, draperies, shelf paper, etc.		2649-598	06/85	101.3	101.3	99.5	-.5	-1.8
Secondary products		2649-S	06/85	98.1	100.8	99.8	-1.9	-1.0
Paperboard containers and boxes	265		12/84	98.6	99.4	100.7	4.5	1.3
Folding paperboard boxes	2651		12/83	106.7	107.1	108.1	2.9	.9
Primary products		2651-P	12/83	105.8	106.4	107.6	2.8	1.1
Folding paperboard boxes (classified by end use)		2651-1	12/83	105.8	106.4	107.6	2.8	1.1
Dry food and produce, incl. pet and animal food (excl. trays and boards for retail pkg.)		2651-114	12/83	102.5	103.9	104.3	1.5	.4
Bottled and canned beverages		2651-121	12/83	107.2	107.4	110.8	4.2	3.2
Bottled beverages		2651-1211	12/83	106.5	106.5	108.6	4.0	2.0
Alcoholic beverages		2651-12112	12/83	109.2	109.2	109.2	2.5	0
Soaps and detergents		2651-131	12/83	97.9	(³)	(³)	(³)	(³)
Tobacco		2651-141	12/83	108.4	108.4	112.1	(³)	3.4
Hardware and household supplies		2651-151	12/83	105.9	105.9	107.8	1.6	1.8
Candy		2651-161	12/83	104.9	(³)	(³)	(³)	(³)
Cosmetics and medicinal products		2651-171	12/83	101.0	100.5	100.2	.6	-3
Cosmetics		2651-17101	12/83	101.0	99.3	99.3	0	0
Medicinal products		2651-17102	12/83	101.1	101.1	100.7	.9	-4
Paper goods or products, including book mailers		2651-181	12/83	110.0	(³)	112.1	6.1	(³)
All other end uses, n.e.c.		2651-198	12/83	110.8	112.0	113.6	3.5	1.4
Secondary products		2651-S	12/83	111.3	111.3	111.3	3.2	0
Other secondary products		2651-SSS	12/83	111.2	111.2	111.2	1.9	0
Sanitary food containers		2654-S	12/83	111.4	(³)	(³)	(³)	(³)
Setup paperboard boxes	2652		12/83	106.6	106.4	106.6	1.8	.2
Primary products		2652-P	12/83	105.7	105.5	105.6	1.0	.1
Setup paperboard boxes (classified by end use)		2652-1	12/83	105.7	105.5	105.6	1.0	.1
Textiles, wearing apparel, and hosiery		2652-121	12/83	103.6	(³)	(³)	(³)	(³)
Department stores and other retail stores		2652-131	12/83	106.6	106.6	107.6	2.1	.9
Confections		2652-141	12/83	109.5	108.2	108.2	-1.2	0
Cosmetics, including soap		2652-151	12/83	104.4	104.4	104.4	0	0
Stationery and office supplies		2652-161	12/83	112.8	112.8	112.8	5.4	0
All other end uses, n.e.c.		2652-198	12/83	104.4	104.4	104.4	1.3	0
Secondary products		2652-S	12/83	116.0	116.0	116.0	9.8	0
Corrugated and solid fiber boxes	2653		03/80	119.4	120.5	123.0	6.2	2.1
Primary products		2653-P	03/80	119.3	120.4	123.1	6.3	2.2

See footnotes at end of table.

Table 5. Producer price indexes for the net output of selected industries and their products—Continued

Industry and product ¹	Industry code	Product code	Index base	Index			Unadjusted percent change to Jan. 1987 from —	
				Sep. 1986 ²	Dec. 1986 ²	Jan. 1987 ²	Jan. 1986	Dec. 1986
Corrugated and solid fiber boxes—Continued								
Corrugated shipping containers		2653-1	03/80	118.8	119.9	122.6	6.5	2.3
For foods and beverages		2653-112	03/80	119.3	121.5	124.3	7.4	2.3
For paper and allied products		2653-113	03/80	117.3	119.2	120.5	3.2	1.1
For glass, clay, and stone products		2653-115	03/80	120.1	121.0	121.0	6.0	0
For metal products and machinery, equipment and supplies, except electrical		2653-116	03/80	129.3	129.4	131.0	5.6	1.2
For electrical machinery, equipment, supplies and appliances		2653-118	03/80	114.4	114.5	116.7	6.1	1.9
For all other uses not specified above		2653-119	03/80	117.1	117.6	121.4	7.2	3.2
Solid fiber boxes and containers		2653-251	03/80	123.6	124.2	124.8	2.7	.5
Corrugated paperboard in sheets and rolls, lined and unlined		2653-3	03/80	117.6	119.6	123.1	5.8	2.9
Corrugated and solid fiber pallets, pads, and partitions		2653-4	03/80	144.5	144.5	144.5	4.1	0
Secondary products		2653-S	09/84	111.5	111.5	(³)	(³)	(³)
Sanitary food containers	2654		06/85	101.4	102.0	101.8	2.6	-2
Primary products		2654-P	06/85	101.6	102.3	102.2	3.0	-1
Milk and milk-type cartons, including juice and beverage		2654-1	06/85	99.2	99.7	99.3	-5	-4
Cups and liquid-tight containers		2654-2	06/85	104.4	104.9	104.7	4.5	-2
Liquid-tight and round nested food containers, including lids and tops		2654-233	06/85	101.3	104.6	104.5	4.9	-1
Drinking cups and portion serving cups		2654-235	06/85	104.7	104.9	104.7	4.4	-2
Other sanitary food containers, boards and trays		2654-3	06/85	100.7	101.9	102.0	4.5	.1
Food serving products		2654-3A	06/85	103.2	105.0	105.2	4.6	.2
Stamped plates, dishes, spoons and similar products		2654-311	06/85	103.5	104.9	105.1	4.6	.2
Other paperboard items		2654-319	06/85	101.8	105.4	105.6	4.3	.2
Containers for liquid, moist, oily or perishable foods, incl. frozen foods		2654-3B	06/85	99.7	100.6	100.6	4.4	0
Frozen foods, and fresh and frozen bakery		2654-343	06/85	99.3	99.5	99.5	4.5	.0
Fresh and frozen bakery		2654-34317	06/85	97.7	98.0	98.0	-1.6	0
Butter and ice cream packages and food pails		2654-353	06/85	101.2	104.2	104.2	4.2	0
Secondary products		2654-S	06/85	100.3	100.3	100.3	.6	0
Fiber cans, drums and similar products	2655		12/85	100.0	101.3	102.7	2.7	1.4
Primary products		2655-P	12/85	100.1	101.4	102.9	2.9	1.5
Paperboard fiber drums with metal, wood, plastic or paperboard ends		2655-1	12/85	100.2	102.1	107.7	7.7	5.5
Fiber cans, tubes, and similar fiber products		2655-2	12/85	100.1	101.2	101.5	1.5	.3
Cans, all fiber and composite		2655-221	12/85	100.0	100.0	100.1	.1	.1
Food products		2655-221A	12/85	99.9	99.9	100.1	.1	.2
All other food products, excluding pet food		2655-22113	12/85	99.8	99.8	99.8	-2	0
Non-food products		2655-221B	12/85	100.1	100.1	100.1	.1	0
Motor oil - 1 quart		2655-22115	12/85	100.0	(³)	100.0	(³)	(³)
All other non-food products, including pet food		2655-22117	12/85	100.2	100.2	100.4	.4	.2
Cores and tubes		2655-231	12/85	100.0	103.5	103.8	3.9	.3
Paperboard cones, reels, spools, bobbins, and blocks		2655-271	12/85	101.3	100.5	102.0	2.0	1.5
Secondary products		2655-S	12/85	98.6	100.4	100.9	.9	.5
Building paper and building board mills	2661		12/85	102.4	102.2	103.5	3.4	1.3
Primary products		2661-P	12/85	102.4	102.2	103.6	3.5	1.4
Board: asphalt, hardpressed, insulation, roofing, etc.		2661-1	12/85	99.4	99.0	99.0	-1.3	0
1/2"		2661-111	12/85	98.5	97.4	96.4	-4.1	-1.0
Printing, publishing, and allied industries	27		12/84	108.2	108.9	110.3	3.4	1.3
Newspaper publishing	2711		12/79	173.1	174.1	177.5	4.2	2.0
Primary products		2711-P	12/79	175.2	176.2	179.6	4.2	1.9
Circulation		2711-6	12/79	156.3	157.6	157.4	3.3	-1
Subscriptions		2711-61	12/79	166.8	168.2	167.9	3.5	-2
Through intermediary		2711-611	12/79	166.8	168.1	167.7	3.1	-2
Direct to reader		2711-612	12/79	167.7	169.3	169.8	6.1	.3
Single copy sales		2711-62	12/79	134.9	136.0	136.0	3.1	0
Through intermediary		2711-621	12/79	154.0	156.3	156.3	6.3	0
Direct to reader		2711-622	12/79	119.2	119.2	119.2	0	0
Advertising		2711-7	12/79	181.1	182.1	186.6	4.5	2.5
Classified advertising		2711-71	12/79	191.2	192.3	197.0	2.6	2.4
Retail, manufacturing & other comm'l. advt'g, exc classifieds and insertion of preprinted ads		2711-72	12/79	178.0	179.0	183.3	5.2	2.4
National advertising		2711-721	12/79	215.2	216.0	223.6	6.0	3.5
Local, regional and other advertising		2711-722	12/79	173.1	174.1	178.0	5.1	2.2
Insertion of preprinted ads		2711-73	06/86	100.0	100.0	102.9	(³)	2.9
Insertion of preprinted ads		2711-731	06/86	100.0	100.0	102.9	(³)	2.9
Secondary products		2711-S	12/79	130.9	131.6	135.0	2.8	2.6
Other secondary products		2711-SSS	12/79	130.9	131.5	135.0	2.8	2.7
Preprinted newspaper inserts		2752-533S	06/86	(³)	103.6	102.0	(³)	-1.5
Periodical publishing	2721		12/79	167.9	168.4	170.8	3.6	1.4
Primary products		2721-P	12/79	172.6	173.2	175.7	3.7	1.4
Advertising		2721-A	12/79	183.3	184.2	187.5	4.1	1.8
Farm periodicals		2721-2	12/79	166.2	166.2	166.2	4.7	0
General farm periodicals		2721-211	12/79	150.4	150.4	150.4	2.2	0
Specialized farm periodicals		2721-215	12/79	196.1	(³)	(³)	(³)	(³)

See footnotes at end of table.

Table 5. Producer price indexes for the net output of selected industries and their products—Continued

Industry and product ¹	Industry code	Product code	Index base	Index			Unadjusted percent change to Jan. 1987 from —	
				Sep. 1986 ²	Dec. 1986 ²	Jan. 1987 ²	Jan. 1986	Dec. 1986
Periodical publishing—Continued								
Business periodicals		2721-4	12/79	164.6	165.3	168.8	5.4	2.1
Industrial periodicals		2721-411	12/79	162.7	162.7	167.3	7.8	2.8
Merchandising periodicals		2721-413	12/79	167.6	169.7	169.9	2.0	.1
Professional periodicals		2721-415	12/79	164.1	164.8	169.8	4.4	3.0
General periodicals		2721-6	12/79	184.0	194.9	198.3	3.4	1.7
Women's periodicals		2721-643	12/79	184.7	183.6	183.6	.4	0
General and special interest periodicals		2721-653	12/79	201.4	204.1	209.0	5.5	2.4
Special interest (primarily hobby, entertainment, outdoor sports and auto)		2721-65311	06/86	100.7	102.1	105.5	(³)	3.3
General interest (inc. general articles, pictures, fiction, nonfiction, travel and humor)		2721-65312	06/86	100.4	101.7	102.2	(³)	.5
General news periodicals		2721-663	12/79	189.6	189.6	194.0	2.3	2.3
Other periodicals		2721-73	12/79	140.9	145.0	145.8	5.3	.6
Other periodicals, n.e.c.		2721-737	12/79	144.0	148.6	149.5	4.7	.6
Circulation		2721-C	12/79	160.3	160.6	162.1	3.1	.9
Business periodicals		2721-3	12/79	177.0	179.5	180.5	4.0	.6
Industrial periodicals		2721-307	12/79	144.8	144.8	149.9	(³)	3.5
Merchandising periodicals		2721-313	12/79	201.3	209.2	209.2	(³)	0
Professional periodicals		2721-317	12/79	176.2	177.0	177.3	3.6	.2
General periodicals		2721-5	12/79	158.4	158.2	160.1	3.2	1.2
Women's periodicals		2721-54	12/79	145.3	145.8	146.3	.7	.3
Subscriptions		2721-543	12/79	137.3	(³)	137.1	-.1	(³)
Single copy sales		2721-545	02/80	156.0	156.0	156.0	1.4	0
General and special interest periodicals		2721-55	12/79	165.7	165.6	168.6	4.9	1.8
Subscriptions		2721-553	12/79	176.4	176.4	181.6	5.7	2.9
Special interest (primarily hobby, entertainment, outdoor sports and auto)		2721-55311	06/86	100.3	100.3	106.9	(³)	6.6
General interest (inc. general articles, pictures, fiction, nonfiction, travel and humor)		2721-55312	06/86	100.0	100.0	100.0	(³)	.0
Single copy sales		2721-555	12/79	150.6	150.3	150.2	3.4	-.1
Special interest (primarily hobby, entertainment, outdoor sports and auto)		2721-55511	06/86	102.1	102.2	102.0	(³)	-.2
General news periodicals		2721-56						
Other periodicals		2721-7A	12/79	141.3	141.3	141.3	1.1	0
Religious periodicals		2721-703	12/79	161.1	161.1	161.1	2.1	0
Subscriptions		2721-71701	06/86	100.0	(³)	100.0	(³)	(³)
Single copy sales		2721-71702	02/86	100.0	100.0	100.0	(³)	0
Secondary products		2721-S	12/79	140.3	140.3	140.3	.3	0
Other secondary products		2721-SSS	12/79	194.8	194.8	194.8	.6	0
Book publishing		2731-S	12/79	131.6	131.6	131.6	.2	0
Books	273		12/84	107.6	109.6	109.9	3.9	.3
Book publishing	2731		12/80	140.7	143.7	144.1	4.1	.3
Primary products		2731-P	12/80	141.6	144.3	144.7	4.3	.3
Textbooks		2731-1	12/80	160.5	166.7	166.7	6.8	0
Elementary textbooks		2731-1A	12/80	153.6	162.5	162.5	10.1	0
Hardbound		2731-111	12/80	147.8	156.2	156.2	5.7	0
Paperbound		2731-112	12/80	168.5	178.7	178.7	21.5	0
High school textbooks		2731-1B	12/80	156.1	161.8	161.8	5.6	0
Hardbound		2731-113	12/80	159.8	165.0	165.0	5.5	0
College textbooks		2731-1C	12/80	168.3	172.8	172.8	4.9	0
Hardbound		2731-115	12/80	166.6	170.8	170.8	4.8	0
Paperbound		2731-116	12/80	175.2	181.0	180.8	5.4	-.1
Workbooks		2731-12	12/80	162.7	170.4	170.4	8.5	0
Elementary workbooks		2731-121	12/80	161.6	170.5	170.5	9.6	0
Technical, scientific and professional books		2731-3	12/80	137.8	137.8	137.9	1.7	.1
Medical books		2731-32	12/80	136.7	136.7	137.1	1.3	.3
Hardbound		2731-325	12/80	136.9	136.9	137.3	1.4	.3
Paperbound		2731-327	12/80	135.2	135.2	135.2	.4	0
Other technical, scientific and professional books		2731-34	12/80	142.9	142.9	142.9	.8	0
Hardbound		2731-345	12/80	143.5	143.5	143.5	0	0
Religious books		2731-4	12/80	136.0	136.0	139.4	(³)	2.5
Other religious books		2731-44	12/80	139.5	139.5	145.5	(³)	4.3
General books		2731-5	12/80	128.5	130.2	130.2	2.7	0
Mass market books		2731-531	12/80	130.8	133.3	133.3	3.1	0
Adult trade books		2731-54	12/80	118.8	122.6	122.5	3.6	-.1
Hardbound		2731-541	12/80	111.3	112.4	112.3	0	-.1
Paperbound		2731-543	12/80	133.5	142.5	142.5	10.0	0
Juvenile books		2731-55	12/80	121.9	121.9	121.9	6.6	0
General reference books		2731-7	12/80	133.4	133.4	136.2	4.0	2.1
Subscription reference books		2731-72	12/80	130.6	130.6	134.2	4.8	2.8
Encyclopedias		2731-721	12/80	130.9	130.9	(³)	(³)	(³)
Other reference books		2731-74	12/80	142.9	142.9	142.9	1.7	0
Other		2731-749	12/80	155.5	155.5	155.5	2.8	0
Secondary products		2731-S	12/80	147.8	148.0	149.4	-.1	.9
Book printing	2732		12/83	111.2	109.9	111.3	3.2	1.3
Primary products		2732-P	12/83	112.3	110.8	112.4	4.0	1.4

See footnotes at end of table.

Table 5. Producer price indexes for the net output of selected industries and their products—Continued

Industry and product ¹	Industry code	Product code	Index base	Index			Unadjusted percent change to Jan. 1987 from —	
				Sep. 1986 ²	Dec. 1986 ²	Jan. 1987 ²	Jan. 1986	Dec. 1986
Book printing—Continued								
Books, printing only, lithographic		2732-1	12/83	134.1	(?)	(?)	(?)	(?)
Books, printing and binding, lithographic		2732-2	12/83	109.2	109.3	109.3	0.9	0
Elementary and high school textbooks		2732-2A	12/83	110.8	110.8	(?)	(?)	(?)
College textbooks		2732-2B	12/83	111.3	111.2	111.0	.5	-2
Technical, scientific, business, and professional books		2732-2C	12/83	108.2	109.2	109.1	2.9	-1
Hardbound		2732-228	12/83	104.2	106.4	106.2	1.0	-2
Paperbound		2732-229	12/83	111.8	111.8	111.8	4.7	0
General consumer and trade books		2732-2D	12/83	107.7	107.5	107.4	1.5	-1
Hardbound		2732-232	12/83	112.9	112.8	112.7	2.5	-1
Paperbound		2732-234	12/83	100.3	99.9	99.7	-3	-2
Books, printing only or printing and binding, other than lithographic		2732-8						
Printing and binding		2732-82	12/83	107.5	107.4	108.5	-1	-8
All other printing processes, including gravure and screen		2732-823	12/83	102.5	101.7	100.5	-5.4	-1.2
Paperbound		2732-82355	12/83	108.8	108.2	106.7	-4.2	-1.4
Pamphlets, workbooks, and tests, printing only or printing and binding		2732-9						
Lithographic printing		2732-91	12/83	116.0	105.4	117.4	11.6	11.4
Workbooks and tests		2732-915	12/83	127.8	116.1	129.3	11.7	11.4
Printing and binding		2732-91502	12/83	116.8	116.8	118.4	1.5	1.4
Miscellaneous publishing								
Primary products	2741		06/84	109.0	110.2	112.1	4.0	1.7
Catalogs and directories, publishing		2741-P	06/84	109.0	110.3	112.1	3.8	1.6
Directories		2741-1	06/84	107.1	109.3	110.7	3.2	1.3
Telephone		2741-11	06/84	106.8	109.5	110.9	3.5	1.3
Other, including business reference services		2741-113	09/84	110.7	114.9	(?)	(?)	(?)
Business service publications		2741-115	06/84	100.0	100.0	103.8	4.6	3.8
Other business service publications, looseleaf and hardbound		2741-2	06/84	108.7	109.8	114.4	5.9	4.2
Other miscellaneous publishing		2741-215	06/84	111.8	112.9	117.7	6.0	4.3
Shopping news		2741-3	06/84	110.7	111.4	111.6	2.9	.2
Patterns, including clothing patterns		2741-321	06/84	120.6	122.4	122.3	4.5	-1
Other miscellaneous publications (almanacs, yearbooks, etc.)		2741-396	08/84	111.5	(?)	111.5	1.7	(?)
Miscellaneous receipts		2741-398	06/84	109.4	110.1	110.9	4.2	.7
Contract work and other miscellaneous receipts		2741-M	06/84	109.1	109.1	109.1	6.2	.0
Secondary products		2741-XY9	06/84	114.2	(?)	(?)	(?)	(?)
		2741-S	06/84	108.7	108.7	112.4	4.7	3.4
Commercial printing								
Primary products	275		12/84	104.9	105.3	106.1	1.8	.8
Commercial printing, letterpress								
Primary products	2751		06/82	117.3	118.2	120.2	3.9	1.7
Labels and printed rolls and sheets for packaging purposes, letterpress		2751-P	06/82	115.6	116.4	118.6	4.2	1.9
Labels, custom and stock, printed, including bordered, made of paper or foil, excluding cloth		2751-2	06/82	110.5	111.0	114.5	3.8	3.2
Rolls, pressure sensitive, letterpress		2751-2A	06/82	112.3	112.5	112.5	-3	0
Flexographic pressure sensitive, flat and rolls		2751-218	06/82	106.2	(?)	106.2	0	(?)
Printed rolls and sheets for packaging purposes		2751-219	06/82	117.4	117.4	117.4	-8	0
Other letterpress, including flexographic, multiweb and single web		2751-2B	06/82	107.0	108.0	118.4	12.3	9.6
Advertising printing, letterpress		2751-243	06/82	99.4	101.2	101.8	2.7	.6
Other general job printing, letterpress		2751-5	06/82	133.6	134.8	139.7	6.5	3.6
Decalcomanias and pressure sensitives, excluding labels		2751-6	06/82	120.6	122.2	123.3	5.5	.9
Tags, printed, including embossed		2751-851	06/82	116.0	116.0	(?)	(?)	(?)
All other general commercial printing, letterpress, including flexographic, n.e.c.		2751-675	07/82	112.4	115.8	115.8	3.0	0
Screen process printing, except textiles		2751-698	06/82	122.1	122.7	124.8	7.5	1.7
Decalcomanias and pressure sensitives, excluding labels		2751-9	06/82	114.8	114.9	115.2	2.5	.3
Labels, excluding labels made of cloth		2751-911	06/82	118.9	118.9	119.6	3.8	.6
Pressure sensitive, flat and rolls		2751-912						
Display advertising posters		2751-91217	06/82	111.9	111.9	111.9	2.7	0
Counter and floor displays, point of purchase, and other display material		2751-923	06/82	118.5	118.5	118.5	0	0
All other screen process printing, n.e.c.		2751-925	06/82	111.3	112.0	112.0	1.8	0
Miscellaneous receipts		2751-998	06/82	119.8	120.3	121.4	2.2	.9
Contract work and other miscellaneous receipts		2751-M	06/82	103.1	106.9	106.9	.7	0
Secondary products		2751-XY9	06/82	93.5	105.1	105.1	0	0
Paper coating and glazing		2751-S	06/82	133.0	133.9	134.6	2.0	.5
Other secondary products		2641-S	06/82	120.6	120.6	120.6	1.2	0
Commercial printing, lithographic		2751-SSS	06/82	125.6	125.7	128.4	3.3	2.1
		2752-S	06/82	127.2	128.6	129.1	2.5	.4
Commercial printing, lithographic								
Primary products	2752		06/82	113.1	113.4	113.9	1.1	.4
Magazine and periodical printing, lithographic		2752-P	06/82	113.3	113.7	114.1	1.0	.4
Magazines and periodicals, excluding Sunday supplements, sheet-fed		2752-1	06/82	112.9	113.2	114.6	.9	1.2
Magazines and periodicals, excluding Sunday supplements, web-fed		2752-112	06/82	114.7	116.1	115.6	1.8	-4
Labels and printed rolls and sheets for packaging purposes, lithographic		2752-114	06/82	112.3	112.3	114.2	.8	1.7
Labels, custom and stock, printed, excluding cloth		2752-2	06/82	111.5	111.5	111.5	.2	0
Flat, except pressure sensitive, sheet-fed		2752-211						
Pressure sensitive, flat and rolls		2752-21101	08/82	110.2	110.2	110.2	0	0
Catalog and directory printing, lithographic		2752-21107	06/82	122.0	122.0	122.0	1.5	0
Catalogs, sheet-fed		2752-3	06/82	112.1	112.1	112.5	-8	.4
		2752-312	06/82	118.3	117.7	118.6	1.9	.8

See footnotes at end of table.

Table 5. Producer price indexes for the net output of selected industries and their products—Continued

Industry and product ¹	Industry code	Product code	Index base	Index			Unadjusted percent change to Jan. 1987 from —	
				Sep. 1986 ²	Dec. 1986 ²	Jan. 1987 ²	Jan. 1986	Dec. 1986
Commercial printing, lithographic—Continued								
Catalogs, web-fed		2752-314	06/82	108.2	108.4	108.6	-3.4	0.2
Telephone directories		2752-317	06/82	109.6	110.6	110.7	1.5	.1
Other directories, including business reference services		2752-319	06/82	113.4	113.9	113.9	1.6	0
Financial and legal printing, lithographic		2752-4	06/82	114.0	113.9	113.9	.1	0
Annual reports and other corporate financial printing		2752-413	06/82	113.6	113.5	113.5	-.6	0
Other financial and legal printing		2752-419	06/82	115.6	115.6	115.6	1.0	0
Bank form printing, excluding checkbooks		2752-427	06/82	113.3	113.3	113.3	1.3	0
Advertising printing, lithographic		2752-5	06/82	113.9	114.2	114.3	.8	.1
Direct mail, sheet-fed		2752-512	06/82	119.1	119.9	119.9	.8	0
Direct mail, web-fed		2752-514	06/82	116.4	115.8	116.1	-.7	.3
Display advertising posters		2752-523	06/82	101.2	101.2	(³)	(³)	(³)
Counter and floor displays, point of purchase, and other printed display material		2752-525	06/82	115.5	(³)	116.1	2.7	(³)
Preprinted newspaper inserts, sections of 2 pages or more		2752-533	06/82	105.0	105.0	105.0	-.3	0
Other advertising printing, sheet-fed		2752-551	06/82	111.2	111.5	111.6	.9	.1
Other advertising printing, web-fed		2752-553	06/82	118.7	119.4	119.5	1.0	.1
Other general job printing, lithographic		2752-6	06/82	113.8	114.6	114.8	2.7	.2
Scientific and technical recording charts and chart paper, excluding pen ruled		2752-613	06/82	119.2	119.2	(³)	(³)	(³)
Newspapers, web-fed		2752-614	06/82	100.8	(³)	(³)	(³)	(³)
Calendars and calendar pads		2752-643	06/82	120.1	120.9	(³)	(³)	(³)
Ticket, coupon, and food and beverage check printing		2752-644	06/82	113.3	113.7	113.7	2.8	0
Business forms, excluding blank books and looseleaf forms, sheet-fed		2752-692	06/82	112.0	113.0	113.1	3.3	.1
All other general commercial printing, n.e.c., sheet-fed		2752-697	06/82	117.8	118.2	118.2	2.1	0
All other general commercial printing, n.e.c., web-fed		2752-699	06/82	129.9	135.0	134.3	4.8	-.5
Miscellaneous receipts		2752-M	06/82	110.1	110.1	110.1	.7	0
Contract work and other miscellaneous receipts		2752-XY9	06/82	107.1	107.1	107.1	1.6	0
Resales		2752-Z89	08/82	111.6	(³)	(³)	(³)	(³)
Secondary products		2752-S	06/82	111.8	112.0	113.1	1.8	1.0
Book printing		2732-S	06/82	108.9	108.9	108.9	.2	0
Commercial printing, letterpress		2751-S	06/82	117.5	117.6	117.7	1.0	.1
Other secondary products		2752-SSS	06/82	108.9	109.0	113.9	5.8	4.5
Manifold business forms		2761-S	06/82	110.3	111.7	113.4	4.0	1.5
Typesetting		2791-S	04/83	100.2	100.2	(³)	(³)	(³)
Engraving and plate printing	2753		12/84	103.1	103.7	104.0	1.9	.3
Primary products		2753-P	12/84	103.1	103.8	104.2	1.9	.4
Printed products		2753-1	12/84	104.1	104.7	105.3	1.9	.6
Securities		2753-112	A01 12/84	104.8	105.8	105.7	1.7	-.1
Social		2753-122	A01 12/84	106.0	(³)	106.0	2.2	(³)
Commercial		2753-132	A01 12/84	102.1	102.9	104.4	1.8	1.5
Plates made for others, excluding duplicates		2753-2	12/84	101.8	103.2	103.2	3.2	0
Other plates, excluding intaglio		2753-252	12/84	102.4	104.1	104.1	4.0	0
Secondary products		2753-S	12/84	104.8	104.8	104.8	4.3	0
Commercial printing, gravure	2754		06/82	106.6	106.7	106.9	-.3	.2
Primary products		2754-P	06/82	106.4	106.4	106.7	-.5	.3
Labels and printed rolls and sheets for packaging purposes, gravure		2754-2						
Labels, custom and stock, excluding cloth		2754-22	06/82	111.5	111.5	112.3	.7	.7
Rolls, except pressure sensitive		2754-224	06/82	111.3	111.3	112.8	1.3	1.3
Printed rolls and sheets for packaging purposes, excluding bags, envelopes, pouches, etc.		2754-23	06/82	104.2	104.2	103.9	-1.0	-.3
Paper, single web		2754-232	06/82	100.2	100.3	99.8	-2.5	-.5
Other, including multiweb structures		2754-235	06/82	109.2	109.2	109.0	.6	-.2
Other general job printing, gravure		2754-6	06/82	110.5	110.7	110.7	.7	0
All other general commercial printing, n.e.c.		2754-698	06/82	107.1	107.4	107.4	1.2	0
Gravure plates and cylinders		2754-7	06/82	105.6	105.6	105.6	1.8	0
Secondary products		2754-S	06/82	108.9	108.9	108.8	1.4	-.1
Commercial printing, letterpress		2751-S	06/82	106.2	106.2	106.2	1.1	0
Commercial printing, lithographic		2752-S	06/82	103.4	103.4	102.9	-3.6	-.5
Other secondary products		2754-SSS	06/82	112.9	112.9	112.9	3.0	0
Manifold business forms	2761		12/83	109.2	110.8	111.5	4.9	.6
Primary products		2761-P	12/83	108.7	110.5	111.4	6.5	.8
Unit set forms		2761-2	12/83	110.3	112.9	114.0	6.7	1.0
Custom printed		2761-25	12/83	110.2	113.2	114.4	7.5	1.1
Carbon		2761-253	12/83	110.5	114.0	115.3	7.9	1.1
Carbonless		2761-255	12/83	109.1	109.9	110.5	5.9	.5
Manifold books, including sales, and pegboard accounting systems		2761-3	12/83	107.0	107.1	107.4	2.5	.3
Pegboard accounting systems		2761-311	12/83	109.4	109.8	109.8	2.9	0
Sales and other manifold books		2761-313	12/83	105.3	105.3	105.7	2.1	.4
Custom printed		2761-31342	12/83	107.0	107.0	107.4	2.7	.4
Custom continuous forms, with or without carbon, marginally punched or not		2761-5	12/83	111.6	112.4	113.6	7.4	1.1
Custom fanfold		2761-531	12/83	109.6	110.6	112.9	4.9	2.1
All other custom printed continuous forms		2761-557	12/83	112.0	112.5	113.6	7.6	1.0
One part		2761-5578	12/83	118.1	116.7	118.2	6.5	1.3
Multiple parts		2761-5579	12/83	109.8	111.0	112.0	7.9	.9
Carbon		2761-55792	12/83	109.1	110.7	111.7	8.0	.9

See footnotes at end of table.

Table 5. Producer price indexes for the net output of selected industries and their products—Continued

Industry and product ¹	Industry code	Product code	Index base	Index			Unadjusted percent change to Jan. 1987 from —	
				Sep. 1986 ²	Dec. 1986 ²	Jan. 1987 ²	Jan. 1986	Dec. 1986
Manifold business forms—Continued								
Carbonless		2761-55794	12/83	114.0	112.9	113.1	6.8	0.2
Stock continuous forms		2761-7	12/83	102.5	105.1	105.4	5.6	.3
Stock shelf forms		2761-76	12/83	102.5	105.1	105.4	5.5	.3
One part		2761-761	12/83	99.8	103.3	104.4	6.5	1.1
Multiple parts		2761-762	12/83	103.9	106.0	106.0	5.2	0
Carbon		2761-76203	12/83	102.6	105.1	105.0	5.0	-1
All other stock forms		2761-78	12/83	102.5	104.5	104.5	9.5	0
Secondary products		2761-S	12/83	118.0	118.1	118.3	.9	.2
Commercial printing, lithographic		2752-S	12/83	124.0	124.3	124.7	1.9	.3
Other secondary products		2761-SSS	12/83	111.7	111.7	111.7	.6	0
Greeting card publishing								
2771			12/85	100.1	100.3	100.3	.3	0
Primary products		2771-P	12/85	100.2	100.5	100.5	.5	0
Publishers' sales		2771-1	12/85	100.2	100.5	100.5	.5	0
Seasonal greeting cards		2771-1A	12/85	100.4	101.1	101.1	1.1	0
Counter cards		2771-111	12/85	100.0	100.0	100.0	(?)	0
Packaged cards (including boxed cards)		2771-112	12/85	101.0	102.7	102.7	(?)	0
Non-seasonal greeting cards		2771-1B	12/85	100.0	100.0	100.0	0	0
Counter cards		2771-153	12/85	100.0	100.0	(?)	(?)	(?)
Packaged cards (including boxed cards)		2771-155	12/85	(?)	100.0	(?)	(?)	(?)
Secondary products		2771-S	12/85	100.0	100.0	(?)	(?)	(?)
Blankbooks, looseleaf binders, and bookbinding and related work								
278			06/85	104.9	104.7	106.0	3.5	1.2
Blankbooks and looseleaf binders								
2782			06/85	105.5	104.9	106.8	4.2	1.8
Primary products		2782-P	06/85	104.9	104.2	105.9	3.2	1.6
Blankbook making		2782-1	06/85	106.9	106.9	108.5	4.7	1.5
Columnar, ledger, and account books		2782-111	06/85	102.3	102.3	102.3	2.0	0
Albums and scrapbooks		2782-131	06/85	106.6	(?)	(?)	(?)	(?)
Diaries and appointment books		2782-135	06/85	100.3	(?)	(?)	(?)	(?)
Checkbooks, inserts and refills, excluding continuous forms and die cut		2782-141	06/85	108.2	108.3	108.2	4.2	-1
Letterpress process		2782-14111	06/85	108.4	108.4	108.4	4.1	0
Miscellaneous blankbooks and paper ruling		2782-151	06/85	101.4	101.4	101.4	.3	0
Other miscellaneous blankbooks		2782-15155	06/85	105.8	105.8	105.8	3.5	0
Looseleaf binders and devices		2782-2	06/85	101.1	99.0	101.2	.5	2.2
Looseleaf binders, ring and prong type, including looseleaf memo books		2782-233	06/85	100.1	98.6	99.5	-.8	.9
Miscellaneous looseleaf binders and devices		2782-239	06/85	105.6	105.4	107.6	5.1	2.1
Other looseleaf binders and devices		2782-23998	06/85	104.9	103.8	107.5	3.6	3.6
Miscellaneous receipts		2782-M	06/85	155.3	155.3	155.3	(?)	0
Secondary products		2782-S	06/85	101.7	101.4	104.6	2.2	3.2
Stationery products		2648-S	06/85	101.6	101.6	108.4	6.5	6.7
Other secondary products		2782-SSS	06/85	96.4	95.9	99.1	-9	3.3
Bookbinding and related work								
2789			12/85	101.4	102.2	102.2	1.9	0
Primary products		2789-P	12/85	101.5	102.2	102.3	2.0	.1
Edition, library, trade and other hardcover bookbinding of materials printed elsewhere		2789-1	12/85	102.8	103.6	103.6	3.0	0
Technical, scientific, business and professional books, and college textbooks		2789-112	12/85	111.6	114.4	113.4	13.4	-9
Other books n.e.c. including dictionaries		2789-116	12/85	101.5	101.5	102.5	1.4	1.0
Library binding including prebinding, rebinding, and hardcover binding of periodicals		2789-141	12/85	101.4	101.4	101.0	.9	-.4
Other book and pamphlet binding and related work		2789-2	12/85	100.5	101.2	101.3	1.2	.1
Soft cover binding of books (49 pages or more)		2789-223	12/85	102.1	102.1	102.1	2.1	0
Pamphlet and other soft cover binding		2789-225	12/85	99.4	100.1	100.1	.1	0
Mechanical binding of products printed elsewhere		2789-261	12/85	99.6	101.3	103.1	2.2	1.8
Miscellaneous bookbinding work and related service operations on material printed elsewhere		2789-291	12/85	100.8	101.5	101.5	1.5	0
Miscellaneous receipts		2789-M	12/85	101.2	(?)	(?)	(?)	(?)
Contract work and other miscellaneous receipts		2789-XY9	12/85	101.2	(?)	(?)	(?)	(?)
Secondary products		2789-S	12/85	99.8	101.4	101.3	1.0	-1
Other secondary products		2789-SSS	12/85	100.5	102.6	102.5	2.0	-1

Table 5. Producer price indexes for the net output of selected industries and their products—Continued

Industry and product ¹	Industry code	Product code	Index base	Index			Unadjusted percent change to Jan. 1987 from —	
				Sep. 1986 ²	Dec. 1986 ²	Jan. 1987 ²	Jan. 1986	Dec. 1986
Service industries for the printing trade	279		06/85	101.4	101.9	101.8	1.0	-0.1
Typesetting	2791		06/85	101.1	101.2	101.4	.6	.2
Primary products		2791-P	06/85	101.0	101.1	101.4	.6	.3
Hot metal and related typesetting, including hand and machine composition		2791-1	06/85	100.5	100.5	100.5	.2	0
Photographic typesetting, including phototypesetting and photolettering		2791-2	06/85	101.2	101.4	101.7	.8	.3
Computer controlled, with pagination capability		2791-211	06/85	101.2	101.3	101.7	.7	.4
All other phototypesetting		2791-212	06/85	101.7	101.7	101.7	1.1	0
Secondary products		2791-S	06/85	102.5	102.5	102.5	0	0
Other secondary products		2791-SSS	06/85	103.8	103.8	103.8	0	0
Photoengraving	2793		06/85	102.3	102.9	102.9	1.6	0
Primary products		2793-P						
Photoengraving plates made for others		2793-1	06/85	102.0	102.6	102.6	1.4	0
Zinc		2793-113	06/85	99.3	102.3	102.3	3.0	0
Magnesium		2793-117	06/85	104.4	104.4	104.4	2.8	0
Other		2793-119	06/85	101.8	101.8	101.8	0	0
Secondary products		2793-S	06/85	104.3	104.3	104.3	2.3	0
Other secondary products		2793-SSS	06/85	103.2	103.2	103.2	2.5	0
Lithographic platemaking services		2795-S	06/85	105.1	105.1	105.1	2.2	0
Lithographic platemaking services	2795		12/85	100.9	101.8	101.3	1.3	-.5
Primary products		2795-P	12/85	100.8	101.6	101.0	1.0	-.6
Lithographic plates		2795-1	12/85	99.7	100.0	98.0	-1.9	-2.0
Diazo type plates prepared for printing		2795-113	12/85	102.3	103.1	98.4	(³)	-4.6
Wipe on plates		2795-115	12/85	93.1	92.7	93.5	-7.1	.9
All other lithographic plates		2795-129	12/85	101.5	100.8	102.7	1.9	1.9
Lithographic platemaking services		2795-2	12/85	101.3	102.3	102.3	2.3	0
Color corrected process positives or negatives on film		2795-231	12/85	101.2	102.0	102.0	2.0	0
All other film		2795-239	12/85	100.8	101.7	101.5	1.5	-.2
Assembled flats for platemaking		2795-241	12/85	102.7	104.3	105.0	5.0	.7
Secondary products		2795-S	12/85	101.4	102.8	102.8	2.8	0
Photoengraving		2793-S	12/85	100.7	101.9	101.9	1.9	0
Other secondary products		2795-SSS	12/85	101.8	103.4	103.4	3.4	0
Chemicals and allied products	28		12/84	99.8	99.6	100.2	-1.0	.6
Industrial inorganic chemicals	281		12/84	100.8	101.0	100.8	.7	-.2
Alkalies and chlorine	2812		12/80	101.0	99.5	98.4	-4.4	-1.1
Primary products		2812-P	12/80	91.5	91.9	93.5	-6.8	1.7
Chlorine		2812-1	12/80	124.9	124.1	125.8	-.9	1.4
Chlorine gas		2812-111	12/80	134.9	133.6	133.3	1.7	-.2
Liquid chlorine		2812-115	12/80	123.8	123.1	124.9	-1.3	1.5
Sodium hydroxide (caustic soda)		2812-3	12/80	72.3	73.1	74.4	-12.3	1.8
All other concentrations - liquid		2812-365	12/80	68.5	69.5	71.4	-12.8	2.7
50 percent regular diaphragm grade		2812-36511	12/80	70.4	72.3	75.5	-12.9	4.4
50 percent from mercury cell		2812-36512	12/80	64.0	63.4	63.4	-13.3	0
Other alkalies		2812-4	12/80	(³)	103.6	(³)	(³)	(³)
Secondary products		2812-S	12/80	116.8	112.0	106.1	-1.0	-5.3
Industrial gases	2813		06/81	114.1	113.7	114.4	.4	.6
Primary products		2813-P	06/81	112.7	112.2	112.9	.4	.6
Acetylene		2813-2	06/81	120.6	120.6	120.6	1.2	0
Carbon dioxide		2813-3	06/81	113.6	113.6	121.1	2.9	6.6
Nitrogen		2813-5	06/81	98.6	98.0	98.0	(³)	0
Oxygen		2813-6						
Other industrial gases		2813-7	06/81	122.6	121.3	121.4	6.2	.1
Inorganic pigments	2816		06/83	112.6	113.8	114.6	5.8	.7
Primary products		2816-P	06/83	113.7	115.1	116.1	6.4	.9
Titanium pigments		2816-1	06/83	116.3	116.5	118.0	6.8	1.3
Chrome colors and other inorganic pigments		2816-3	06/83	109.2	112.7	112.8	5.9	.1
Chrome colors		2816-31	06/83	109.4	109.4	109.4	0	0
Other chrome colors, incl. chrome green (chrome yellow and iron blue)		2816-319	06/83	104.5	104.5	104.5	0	0
Iron oxide pigments		2816-331	06/83	110.9	110.9	110.9	0	0
Colored lead pigments		2816-34	06/83	110.6	128.9	128.9	30.2	0
Litharge		2816-345	06/83	110.6	128.9	128.9	30.2	0
All other color pigments, incl. iron blues, pearl essence, and copper oxides		2816-398	06/83	105.9	109.0	109.2	7.5	.2
Secondary products		2816-S	06/83	105.2	105.2	105.2	1.0	0
Other secondary products		2816-SSS	06/83	106.4	106.4	106.4	1.5	0
Industrial inorganic chemicals, n.e.c.	2819		12/82	102.4	102.8	102.4	.5	-.4
Primary products		2819-P	12/82	104.7	105.2	104.4	-.5	-.8
Sulfuric acid (new and fortified)		2819-3	12/82	100.2	99.3	94.4	-4.9	-4.9
Other than oleum grades		2819-331	12/82	100.1	104.3	99.1	-2.6	-5.0
Other inorganic acids (ex. sulfuric, nitric and phosphoric)		2819-4	12/82	89.0	88.3	88.3	(³)	0

See footnotes at end of table.

Table 5. Producer price indexes for the net output of selected industries and their products—Continued

Industry and product ¹	Industry code	Product code	Index base	Index			Unadjusted percent change to Jan. 1987 from —	
				Sep. 1986 ²	Dec. 1986 ²	Jan. 1987 ²	Jan. 1986	Dec. 1986
Industrial inorganic chemicals, n.e.c.—Continued								
Other inorganic acids, n.e.c., inc. boric, chromic, hydrocyanic, and mixed (sulf. and nitric)		2819-498	12/82	83.6	82.9	82.9	(³)	0
Other aluminum compounds, n.e.c.		2819-6	12/82	101.7	100.9	102.3	(³)	1.4
Potassium and sodium compounds (ex. bleaches, alkalies and alums)		2819-7	12/82	107.3	105.5	107.6	0	2.0
Sodium compounds (inc. sodium metal)		2819-7A	12/82	104.6	102.5	105.3	-1	2.7
Sodium phosphates		2819-73	12/82	103.0	102.8	102.8	-5	0
Sodium tripolyphosphate (STPP)		2819-73B	12/82	100.5	100.2	100.2	-7	0
Other selected sodium phosphates (monobasic, dibasic, tribasic, meta- and acid pyro)		2819-739	12/82	109.6	109.6	109.6	0	0
Sodium silicates and silicofluoride		2819-74	04/83	104.0	100.6	102.8	-2.4	2.2
Other selected sodium silicates (water glass and silicofluoride)		2819-746	04/83	102.8	98.5	100.6	-3.7	2.1
Sodium sulfate, sulfide, sulfite and thiosulfate (hypo)		2819-77						
Sodium sulfate		2819-771						
High purity (anhydrous, >97% NaSO ₄)		2819-77101	12/82	104.5	104.5	104.5	0	0
Sodium metal and other sodium compounds (inc. sod. borate, fluoride, hydrosulfide, etc.)		2819-788	12/82	106.4	103.1	109.5	1.8	6.2
Potassium compounds, n.e.c.		2819-7B	12/82	121.7	121.7	120.0	0	-1.4
Inorganic chemical catalytic preparations, n.e.c.		2819-8						
Inorganic chemical catalytic preparations, n.e.c.		2819-811	12/82	100.2	100.2	100.9	.3	.7
Other industrial inorganic chemicals, n.e.c.		2819-9	12/82	102.6	102.5	100.6	-3.6	-1.9
Selected alkali earth metal compounds, n.e.c.		2819-9A	12/82	104.1	104.0	103.9	.4	-1
Calcium compounds		2819-91	12/82	100.9	100.9	100.9	.7	0
Barium and magnesium compounds (inc. bulk epsom salts)		2819-922	12/82	119.1	118.4	117.9	-5	-4
Selected semi-metallic mineral compounds, iodine and hydrogen peroxide		2819-93	12/82	109.6	108.1	106.3	-8.0	-1.7
Antimony, arsenic, bismuth and selenium compounds, n.e.c. (ex. antimony-124 and 125)		2819-939	12/82	119.2	114.5	111.5	-10.9	-2.6
Activated carbon and silica gel		2819-9D	12/82	110.3	(³)	110.9	1.6	(³)
Selected metallic mineral compounds, n.e.c.		2819-9F	12/82	94.2	93.3	92.0	-7.5	-1.4
Chromium, manganese, cobalt (ex. cobalt-60), and nickel compounds, n.e.c.		2819-982	12/82	102.3	97.2	97.2	-5.2	0
Lead and zinc compounds, n.e.c.		2819-983	12/82	105.6	105.7	106.6	1.7	.9
Copper, iron and silver compounds, n.e.c.		2819-984	12/82	100.5	101.6	91.0	-7.4	-10.4
Other metallic mineral compounds (ex. radioactive isotopes)		2819-989	12/82	86.9	(³)	(³)	(³)	(³)
Other inorganic chemicals, n.e.c.		2819-9G	12/82	126.9	126.9	126.9	2.8	0
Radioactive isotopes and compounds (inc. contract work, ex. radiopharmaceuticals)		2819-991	12/82	110.2	(³)	(³)	(³)	(³)
Other, inc. reagent from tech. grades, industrial bleaches, gold & titanium compounds		2819-998	12/82	144.0	143.9	144.0	5.0	.1
Secondary products		2819-S	12/82	109.1	110.0	111.4	3.2	1.3
Plastic materials and synthetic resins, rubbers, and non-glass fibers	282		12/84	94.8	94.5	95.1	-2.9	.6
Plastic materials and resins	2821		12/80	108.7	108.8	109.6	-2.3	.7
Primary products		2821-P	12/80	106.1	105.2	106.9	-2.9	1.6
Thermoplastic resins		2821-3	12/80	104.5	103.5	106.4	-2.4	2.8
Nylon resins		2821-311	12/81	(³)	(³)	94.2	(³)	(³)
Polyester resins saturated		2821-321	12/80	(³)	(³)	139.4	(³)	(³)
Low density polyethylene resins		2821-331	12/80	100.2	105.7	107.8	5.1	2.0
For film and sheeting		2821-33101	12/80	(³)	(³)	89.1	-4	(³)
For all other uses		2821-33103	12/80	(³)	(³)	145.9	14.3	(³)
High density polyethylene resins		2821-341	12/80	(³)	(³)	95.1	(³)	(³)
For blow molding		2821-34101	12/80	99.4	95.5	(³)	(³)	(³)
For all other uses		2821-34102	12/86	(³)	100.0	100.0	(³)	0
Polypropylene resins		2821-351	12/80	103.9	108.2	112.0	3.8	3.5
For injection molding		2821-35101	12/80	109.4	114.5	120.4	6.1	5.2
For fiber and filaments		2821-35102	12/80	100.5	105.3	110.2	3.0	4.7
Styrene plastics materials		2821-361	12/80	107.5	99.5	108.1	-2.4	8.6
Rubber modified polystyrene resins		2821-36102	12/80	(³)	(³)	(³)	(³)	(³)
All other styrene plastic materials including styrene acrylonitrile (SAN)		2821-36104	04/82	(³)	(³)	112.6	(³)	(³)
Vinyl and vinylidene resins		2821-371	12/80	93.3	95.0	95.2	-14.3	.2
Polyvinyl chloride		2821-37101	12/80	87.9	90.2	89.9	-18.5	-3
All other vinyl and vinylidene resins, excluding dispersion		2821-37102	12/80	99.9	99.7	(³)	(³)	(³)
Dispersion resins		2821-37103	12/80	127.3	127.3	(³)	(³)	(³)
Other engineering thermoplastic resins		2821-381	12/81	(³)	(³)	97.0	(³)	(³)
Other non-engineering thermoplastic resins		2821-399	12/80	116.7	117.0	116.8	-9	-2
Thermosetting resins		2821-4	12/80	113.4	112.8	109.2	-5.0	-3.2
Epoxy resins		2821-411	12/80	130.1	(³)	(³)	(³)	(³)
Phenolic and other tar acid resins		2821-421	12/80	109.5	109.8	109.3	-3.5	-5
Phenolic molding compounds		2821-42101	12/80	105.1	105.1	106.8	-4.0	1.6
All other phenolic and other tar acid resins		2821-42102	12/80	110.7	110.9	109.9	-3.4	-9
Polyester resins, unsaturated		2821-431	12/80	109.3	108.9	(³)	(³)	(³)
Urea formaldehyde resins		2821-441	12/80	109.5	107.8	(³)	(³)	(³)
All other thermosetting resins		2821-499	12/80	114.5	112.6	104.2	-9.2	-7.5
Secondary products		2821-S	12/80	122.1	127.4	123.9	.5	-2.7
Synthetic rubber	2822		06/81	91.8	91.0	91.6	-7.5	.7

See footnotes at end of table.

Table 5. Producer price indexes for the net output of selected industries and their products—Continued

Industry and product ¹	Industry code	Product code	Index base	Index			Unadjusted percent change to Jan. 1987 from —	
				Sep. 1986 ²	Dec. 1986 ²	Jan. 1987 ²	Jan. 1986	Dec. 1986
Synthetic rubber—Continued								
Primary products		2822-P	06/81	90.1	89.6	90.1	-8.4	0.6
Styrene butadiene (SBR)		2822-1	06/81	74.3	73.5	75.4	-13.5	2.6
Styrene butadiene - solid		2822-111	06/81	72.0	70.7	73.1	-14.8	3.4
Styrene butadiene - latex		2822-112	06/81	91.2	94.2	(³)	(³)	(³)
Polybutadiene		2822-2	06/81	(³)	(³)	63.0	(³)	(³)
Other synthetic elastomers		2822-8	06/81	103.9	103.0	101.2	-5.5	-1.7
Secondary products		2822-S	06/81	(³)	(³)	(³)	(³)	(³)
Cellulosic man-made fibers								
2823			06/84	100.5	101.9	103.4	2.9	1.5
Primary products		2823-P	06/84	100.5	101.9	103.4	2.9	1.5
Rayon		2823-2	06/84	97.5	98.3	98.8	1.1	.5
Staple and tow		2823-241	06/84	95.1	95.6	96.2	.9	.6
Noncellulosic organic fibers								
2824			06/81	93.7	92.7	92.8	-3.2	.1
Primary products		2824-P	06/81	95.0	93.8	93.9	-2.5	.1
Yarn and monofilament		2824-7	06/81	99.9	99.0	99.2	-2.2	.2
Nylon and aramid, excluding producer textured yarn		2824-701	06/81	101.0	97.5	98.6	-4.1	1.1
Textile		2824-7012	06/81	93.5	92.5	94.2	-2	1.8
All other drawn equivalent deniers		2824-70124	06/81	101.5	101.5	101.6	-4.9	.1
Polyester, excluding producer textured yarn		2824-702	06/81	96.8	97.8	96.3	-2.3	-1.5
Textile, selected deniers		2824-7021	06/81	83.1	84.6	82.4	-3.9	-2.6
145-179 drawn equivalent denier		2824-70212	06/81	75.4	77.2	74.5	-3.7	-3.5
All other polyester yarn and monofilament, except producer textured		2824-70221	06/81	103.8	103.6	103.6	0	0
Producer textured yarn and monofilament		2824-703	06/81	101.1	101.8	102.1	0	.3
Nylon		2824-7032						
Carpet yarn		2824-70322	06/81	96.7	97.4	97.7	.1	.3
Staple, tow and fiberfill		2824-8	06/81	87.8	86.3	86.3	-2.9	0
Nylon and aramid		2824-801	06/81	111.5	107.6	107.5	-3.2	-1
Acrylic and modacrylic		2824-802	06/81	71.2	70.6	70.6	0	0
Up to 4 denier		2824-80201	06/81	79.2	78.1	78.1	0	0
Polyester		2824-803	06/81	80.4	79.6	79.6	-4.3	0
Staple and tow		2824-8031	06/81	78.0	77.2	77.2	-4.7	0
Up to 2.5 denier, excluding fiberfill		2824-80312	06/81	(³)	(³)	(³)	(³)	(³)
Other staple, tow and fiberfill		2824-804	06/81	106.0	106.8	106.8	-5	0
Drugs								
283			12/84	113.1	114.7	115.8	6.0	1.0
Biological products								
2831			03/80	132.0	132.0	132.9	-1.5	.7
Primary products		2831-P	03/80	129.4	129.3	129.9	-2.0	.5
Blood and blood derivatives, for human use		2831-1	03/80	102.0	102.0	102.0	-4.4	0
Normal human blood serum		2831-117	03/80	70.9	70.9	71.2	-4.4	.4
Vaccines, toxoids and antigens, for human use		2831-2	12/80	142.1	147.8	146.1	2.7	-1.2
Antigens		2831-213	03/80	146.2	157.6	154.2	5.5	-2.2
Diagnostic substances and other biologics, except for industrial use		2831-4	03/80	158.3	157.7	158.8	-1.5	.7
Diagnostic substances, except diagnostic allergens		2831-415	03/80	125.1	124.3	125.2	-2.3	.7
Biological products for veterinary use		2831-5						
Vaccines, bacterins, toxoids and other antigens (except allergens) for active immunization		2831-513	03/80	85.5	85.9	87.3	1.6	1.6
Medicinal chemicals and botanical products (in bulk)								
2833			06/82	92.2	92.3	92.9	-.9	.7
Primary products		2833-P	06/82	88.7	88.9	89.6	-.8	.8
Synthetic organic medicinal chemicals		2833-1	06/82	85.8	86.1	86.9	-.9	.9
All other synthetic organic medicinal chemicals		2833-161	06/82	95.4	(³)	98.5	6.1	(³)
Other medicinals and botanicals		2833-2	06/82	101.7	101.6	101.6	-.4	0
Botanical drugs		2833-201	06/82	99.6	99.6	99.6	0	0
Other inorganic medicinals		2833-204	06/82	(³)	86.8	86.3	(³)	-.6
Mixtures of two or more substances for therapeutic or prophylactic use		2833-205	06/82	104.0	103.9	103.9	.7	0
Secondary products		2833-S	06/82	105.6	105.1	105.2	-2.2	.1
Other secondary products		2833-SSS	06/82	104.2	103.6	103.8	-.5	.2
Pharmaceutical preparations								
2834			06/81	154.0	156.4	158.0	7.0	1.0
Primary products		2834-P	06/81	155.4	157.2	159.2	7.3	1.3
Pharmaceutical preparations, prescription		2834-1	06/81	163.4	165.6	168.2	8.5	1.6
Analgesics		2834-102	06/81	199.2	203.5	204.5	13.0	.5
Narcotic analgesics		2834-1021	06/81	181.6	186.5	189.1	14.0	1.4
Codeine and combinations		2834-10211	06/81	174.5	180.0	180.0	13.9	0
Antiarthritics		2834-105	06/81	130.8	130.8	136.6	11.2	4.4
Anticoagulants		2834-106	06/81	110.5	114.1	108.3	2.8	-5.1
Systemic anti-infectives		2834-111	06/81	139.7	142.3	143.2	7.3	.6
Broad and medium spectrum antibiotics		2834-1111	06/81	137.1	141.1	142.6	6.3	1.1
Broad spectrum penicillins		2834-11112	06/81	114.5	114.5	114.5	0	0
Antispasmodic/antisecretory		2834-116	06/81	146.3	167.7	156.7	4.5	-6.6
Bronchial therapy		2834-118	06/81	161.0	175.0	175.0	11.9	0
Cancer therapy products		2834-119	06/81	251.4	259.3	272.7	8.5	5.2
Cardiovascular therapy		2834-121	06/81	176.0	182.0	186.9	9.2	2.7
Antihypertensive drugs		2834-12119	06/81	171.4	176.8	187.4	13.1	6.0
Vasodilators		2834-12129	06/81	163.8	165.4	165.4	1.6	0
Other cardiovasculars		2834-12191	06/81	161.0	169.2	189.2	7.1	0

See footnotes at end of table.

Table 5. Producer price indexes for the net output of selected industries and their products—Continued

Industry and product ¹	Industry code	Product code	Index base	Index			Unadjusted percent change to Jan. 1987 from —	
				Sep. 1986 ²	Dec. 1986 ²	Jan. 1987 ²	Jan. 1986	Dec. 1986
Pharmaceutical preparations—Continued								
CNS stimulants		2834-123	06/81	224.0	229.6	229.6	24.6	0
Contraceptives (excluding devices, kits, implants, etc.)		2834-124	06/81	163.2	163.2	172.0	13.8	5.4
Cough and cold preparations		2834-125	06/81	176.1	175.7	175.6	8.7	-1
Dermatological preparations		2834-126	06/81	192.9	194.4	226.3	20.3	16.4
Diuretics		2834-128	06/81	154.8	154.8	160.6	7.6	3.7
Hormones		2834-135	06/81	138.5	123.9	120.2	1.6	-3.0
Hospital solutions		2834-136	06/81	80.1	77.6	(³)	(³)	(³)
Muscle relaxants		2834-139	06/81	175.7	175.7	175.7	11.9	0
Nutrients and supplements		2834-141	06/81	147.5	156.3	156.3	8.2	0
Ophthalmic and otic preparations		2834-142	06/81	193.0	197.7	197.7	4.7	0
Psychotherapeutics		2834-144	06/81	208.6	215.0	218.7	11.2	1.7
Sedatives		2834-145	06/81	232.8	(³)	(³)	(³)	(³)
Vitamins		2834-148	06/81	136.7	136.7	136.9	4.0	.1
Multivitamins		2834-14819	06/81	158.8	158.8	158.8	8.9	0
Miscellaneous prescription pharmaceutical preparations		2834-198	06/81	172.3	172.4	172.6	7.5	.1
Pharmaceutical preparations, non-prescription		2834-2	06/81	140.3	141.6	142.0	4.2	.3
Analgesics, internal (except antiarthritics)		2834-201	06/81	164.4	165.0	165.0	8.6	0
Aspirin/aspirin-salicylate compounds		2834-20101	06/81	176.3	177.0	177.1	10.6	.1
Non-aspirin (including effervescent)		2834-20102	06/81	134.2	134.2	134.2	2.3	0
Antacids		2834-202	06/81	142.5	143.9	145.4	2.8	1.0
Liquids		2834-20201	06/81	151.6	152.8	154.8	2.0	1.3
Other antacids		2834-20202	06/81	134.8	136.3	137.4	3.5	.8
Antiseptics and antibacterials		2834-206	06/81	144.7	144.7	144.7	.3	0
Cough and cold preparations		2834-208	06/81	154.3	154.6	155.8	5.4	.8
Cough syrups, elixirs, expectorants, drops, lozenges, gums, troches		2834-20819	06/81	133.0	133.7	133.7	6.2	0
Cold tablets, capsules (including antihistamine cold preparations)		2834-20831	06/81	170.4	170.4	170.4	5.8	0
Decongestants		2834-20849	06/81	172.1	172.1	173.5	8.1	.8
Other cough and cold preparations		2834-20851	06/81	153.2	153.2	157.5	(³)	2.8
Dermatologicals		2834-209	06/81	140.5	148.1	148.1	(³)	0
External analgesics and counterirritants		2834-211	06/81	104.6	106.6	103.5	-1.1	-2.9
Hematinics		2834-214	06/81	145.9	(³)	(³)	(³)	(³)
Laxatives		2834-216	06/81	128.8	128.8	130.9	5.0	1.6
Vitamins		2834-221	06/81	117.1	117.5	118.8	1.8	1.1
Adult multivitamins		2834-22101	06/81	119.9	120.4	122.2	2.5	1.5
B-complex		2834-22102	06/81	110.4	(³)	110.4	-1.9	(³)
Other vitamins		2834-22109	06/81	111.3	111.5	111.5	.4	0
Miscellaneous non-prescription pharmaceutical preparations		2834-298	06/81	133.6	137.7	135.3	6.5	-1.7
Pharmaceutical preparations, veterinary		2834-3	06/81	96.0	95.1	96.0	1.9	.9
Prescription		2834-301	06/81	90.7	89.4	90.4	2.5	1.1
Non-prescription		2834-302	06/81	108.4	108.5	109.2	1.0	.6
Other non-prescription		2834-30209	06/81	112.1	112.2	113.2	2.9	.9
Miscellaneous receipts		2834-M	06/81	159.9	169.6	168.6	9.7	-6
Resales		2834-Z89	06/81	159.9	169.6	168.6	9.7	-6
Secondary products		2834-S	06/81	144.3	146.8	148.1	5.7	.9
Biological products		2831-S	06/81	245.5	245.7	253.7	7.8	3.3
Other secondary products		2834-SSS	06/81	128.1	132.4	132.4	5.2	.0
Soap, detergents, and cleaning preparations, perfumes, cosmetics and other toilet preparations	284		12/84	104.9	103.6	104.6	1.9	1.0
Soap and other detergents	2841		06/83	101.9	101.1	103.3	-2.7	2.2
Primary products		2841-P	06/83	102.7	101.3	104.0	-1.9	2.7
Soap and detergents, nonhousehold		2841-1	06/83	106.0	107.4	107.4	.4	0
Acid-type cleaners:		2841-1A	06/83	107.3	107.5	107.5	1.7	0
Other acid-type cleaners		2841-179	06/83	98.8	100.1	100.1	6.6	0
Synthetic organic detergents, nonhousehold		2841-1B	06/83	104.8	105.7	105.7	-2.5	0
Dry (powders), anionic base		2841-141	06/83	113.0	113.0	113.0	2.1	0
Liquid, anionic base		2841-145	06/83	98.4	98.4	98.4	-10.4	0
Liquid, cationic and amphoteric		2841-146	06/83	107.4	108.2	108.2	3.6	0
Liquid - nonionic base		2841-149	06/83	102.9	107.2	107.2	4.0	0
Soap: chips, flakes, granulated, powdered, including washing		2841-112	06/83	108.0	110.3	110.3	.5	0
Liquid soap, nonhousehold		2841-114	06/83	107.8	107.9	108.3	2.2	.4
Alkaline detergents, nonhousehold		2841-12	06/83	106.1	108.4	108.5	2.0	.1
Liquid dishwashing compounds		2841-121	06/83	110.7	114.8	114.8	3.7	0
Dry dishwashing compounds		2841-123	06/83	108.3	112.3	112.7	3.0	.4
Other liquid alkaline detergents		2841-125	06/83	104.8	105.7	105.7	1.1	0
Dry alkaline detergents, hard surface cleaners		2841-126	06/83	104.4	106.4	106.4	1.3	0
Other dry alkaline detergents		2841-128	06/83	106.7	110.1	109.9	2.9	-2
Household detergents		2841-2	06/83	97.5	94.8	99.2	-2.8	4.6
Synthetic organic detergents, household		2841-2A	06/83	97.4	94.3	99.2	-3.3	5.2
Dry		2841-2AA	06/83	96.4	92.4	98.0	-6.0	6.1
Heavy duty, phosphate based		2841-224	06/83	97.7	91.3	99.9	-4.7	9.4
Liquid synthetic organic detergents, household		2841-2AB						
Light duty		2841-231	06/83	109.3	105.8	112.0	6.8	5.9
Heavy duty phosphate free		2841-237	09/83	72.9	76.0	74.2	(³)	-2.4
Household soap, except specialty cleaners		2841-3	06/83	118.5	118.5	118.5	-1.3	0
Toilet soap		2841-311	06/83	119.5	119.5	119.5	-1.3	0
Miscellaneous receipts		2841-M	06/83	110.8	(³)	110.8	.4	(³)
Resales		2841-Z89	06/83	110.8	(³)	110.8	.4	(³)

See footnotes at end of table.

Table 5. Producer price indexes for the net output of selected industries and their products—Continued

Industry and product ¹	Industry code	Product code	Index base	Index			Unadjusted percent change to Jan. 1987 from —	
				Sep. 1986 ²	Dec. 1986 ²	Jan. 1987 ²	Jan. 1986	Dec. 1986
Soap and other detergents—Continued								
Secondary products		2841-S	06/83	95.4	96.9	97.6	-7.7	0.7
All other secondary products		2841-SSS	06/83	102.9	103.7	103.2	-3	-5
Polishes and sanitation goods		2842-S	06/83	108.8	113.0	113.2	3.3	.2
Toilet preparations		2844-S	06/83	73.4	(³)	76.2	(³)	(³)
Specialty cleaning, polishing and sanitation preparations								
Primary products	2842	2842-P	06/83	105.4	104.9	105.0	.6	.1
Household bleaches		2842-2	06/83	104.7	104.7	104.7	-2	0
Liquid bleaches (sodium hypochlorite, etc.)		2842-243	06/83	102.6	102.6	102.6	-3	0
Specialty cleaning and sanitation products		2842-3	06/83	104.2	104.3	104.3	.6	0
Deodorants, nonpersonal		2842-3A	06/83	109.0	109.0	109.0	-1.2	0
Other deodorants, nonpersonal		2842-385	06/83	97.6	97.6	97.6	-4.4	0
Glass window cleaning preparations		2842-311	06/83	102.0	102.1	102.5	-2	.4
Oven cleaners		2842-321	06/83	106.7	106.7	105.7	1.8	-9
Toilet bowl cleaners and drain pipe solvents		2842-331	06/83	105.9	105.9	106.1	.5	.2
Disinfectants for uses other than agricultural		2842-332	06/83	108.4	108.5	108.7	.4	.2
Rug and upholstery cleaners, consumer type preparations		2842-351	06/83	90.3	90.3	89.9	15.0	-4
Household laundry aids		2842-39	06/83	100.9	100.9	100.9	0	0
Fabric softeners and rinses		2842-394	06/83	100.9	100.9	100.9	0	0
Other specialty cleaning prod., eg. ironing aids, sweeping compounds, waterless hand cleaners		2842-398	06/83	104.8	104.8	105.2	1.7	.4
Polishing preparations and related products		2842-4	06/83	108.5	109.7	109.9	2.7	.2
Automobile body polishes and cleaners		2842-411	06/83	116.4	116.4	116.4	7.2	0
Furniture polishes and cleaners		2842-415	06/83	105.3	110.3	110.4	2.9	.1
Floor polish		2842-42						
Water emulsion		2842-421	06/83	104.4	104.6	104.6	.2	0
Liquid (other than water emulsion)		2842-423	07/83	107.7	(³)	109.0	2.1	(³)
Related products, including metal polish and polishing cloths and papers		2842-498	06/83	112.5	112.5	112.7	1.3	.2
Miscellaneous receipts		2842-M						
Resales		2842-289	06/83	100.7	96.1	96.4	-3.1	.3
Secondary products		2842-S	06/83	107.9	107.2	107.2	1.3	0
Soap and other detergents		2841-S	06/83	109.2	109.2	109.3	1.9	.1
All other secondary products		2842-SSS	06/83	104.6	104.6	104.6	.1	0
Agricultural chemicals, n.e.c.		2879-S	06/83	110.2	106.2	106.1	1.9	-1
Surface-active agents								
Primary products	2843	2843-P	12/83	104.5	104.4	104.2	-3	-2
Textile and leather assistants and finishes		2843-1	12/83	103.7	103.5	103.2	-5	-3
Assistants		2843-13	12/83	103.6	103.6	103.6	-3	0
Textile		2843-131	12/83	102.7	102.7	102.7	-1	0
Leather		2843-131	12/83	102.4	102.4	102.4	-2	0
Finishes		2843-135	12/83	103.9	103.9	103.9	0	0
Textile		2843-16						
Bulk surface-active agents (surfactants)		2843-161	12/83	104.6	104.6	104.6	.9	0
Anionic		2843-5	12/83	103.7	103.5	103.1	-7	-4
Phosphoric and polyphosphoric acid esters		2843-53	12/83	103.0	102.3	102.6	-1.0	.3
Sulfonic acids		2843-533	12/83	101.0	101.0	101.0	1.0	.0
Sulfuric acid esters		2843-535	03/84	116.2	(³)	(³)	(³)	(³)
Other anionic surfactants		2843-537	12/83	90.9	(³)	90.9	-2.0	(³)
Cationic		2843-539	12/83	115.1	114.9	114.9	-8.9	0
Quaternary ammonium salts		2843-55	12/83	110.6	110.6	110.6	0	0
Other cationic surfactants		2843-553	12/83	(³)	(³)	(³)	(³)	(³)
Nonionic		2843-555	12/83	104.6	104.6	104.6	0	0
Carboxylic acid esters		2843-57	12/83	102.2	102.2	101.2	-7	-1.0
Ethers		2843-573	12/83	116.4	116.4	(³)	(³)	(³)
Other nonionic surfactants		2843-575	12/83	96.8	96.8	95.4	(³)	-1.4
Secondary products		2843-579	12/83	103.6	103.6	(³)	(³)	(³)
		2843-S	12/83	107.6	(³)	(³)	(³)	(³)
Toilet preparations								
Primary products	2844	2844-P	03/80	142.7	139.7	140.5	4.7	.6
Shaving preparations		2844-1	03/80	145.7	141.8	142.3	-8	.4
Shaving soaps and creams		2844-135	03/80	127.4	127.4	127.4	-7.1	0
Aftershave preparations		2844-156	03/80	157.5	157.5	(³)	(³)	(³)
Perfume, toilet water, and cologne		2844-2	03/80	111.0	111.0	111.0	-12.4	0
Perfume		2844-2A	03/80	156.0	140.2	140.5	-8.6	.2
Perfume oil mixtures and blends		2844-211	03/80	136.1	136.1	136.1	.7	0
Liquid and solid perfume		2844-211	03/80	135.7	135.7	135.7	.6	0
Cologne and toilet water		2844-223	03/80	138.5	138.5	138.5	.9	0
Cologne		2844-232	03/80	164.7	141.9	142.4	-12.0	.4
Toilet water		2844-23201	12/86	(³)	100.0	100.1	(³)	.1
Hair preparations		2844-23202	12/86	(³)	100.0	100.9	(³)	.9
Hair tonics and rinses		2844-3	03/80	135.0	136.8	137.8	3.1	.7
Hair tonics		2844-3A	03/80	143.7	143.7	144.2	2.8	.3
Hair dressings and sprays		2844-321	03/80	137.8	137.8	138.4	2.8	.4
Hair dressings		2844-3B	03/80	136.6	147.9	150.8	1.8	2.0
Hair sprays		2844-341	03/80	146.4	148.8	147.8	3.9	-7
Aerosol hair sprays		2844-36A	12/80	(³)	(³)	120.9	(³)	(³)
Shampoos		2844-36B	03/80	137.3	149.7	152.1	1.1	1.6
		2844-31	03/80	114.1	113.7	114.1	.8	.4

See footnotes at end of table.

Table 5. Producer price indexes for the net output of selected industries and their products—Continued

Industry and product ¹	Industry code	Product code	Index base	Index			Unadjusted percent change to Jan. 1987 from —	
				Sep. 1986 ²	Dec. 1986 ²	Jan. 1987 ²	Jan. 1986	Dec. 1986
Toilet preparations—Continued								
Synthetic organic detergent		2844-31A	03/80	111.1	111.1	111.5	0.8	0.4
Liquid synthetic organic detergent		2844-316	03/80	107.1	107.1	107.5	.9	.4
Soap shampoos		2844-313	03/80	128.6	126.7	(³)	(³)	(³)
Permanents - both home and commercial		2844-337	03/80	128.5	130.6	131.2	3.4	.5
Hair coloring preparations		2844-351	03/80	147.9	147.9	148.2	6.2	.2
Dentifrices		2844-4	03/80	(³)	(³)	132.1	(³)	(³)
Toothpaste		2844-421	03/80	(³)	(³)	132.3	(³)	(³)
Other cosmetics and toilet preparations		2844-5	03/80	152.0	149.7	150.3	1.9	.4
Creams and lotions		2844-51	03/80	142.7	140.7	140.4	3.8	-2
Creams		2844-51A	03/80	148.4	148.5	147.9	4.1	-4
Cleansing creams		2844-511	03/80	169.2	169.2	169.2	4.7	0
Foundation creams		2844-512	03/80	137.8	137.8	135.2	6.6	-1.9
Lubricating creams, including hormone creams		2844-513	03/80	150.0	150.0	150.0	3.0	0
Other creams		2844-514	03/80	138.8	139.3	139.3	2.4	0
Lotions and oils		2844-51B	03/80	137.7	133.9	133.8	3.4	-1
Suntan lotions and sunscreens, including oils		2844-515	03/80	130.0	131.0	131.0	1.6	0
Hand lotions		2844-518	03/80	144.3	135.3	135.3	0	0
Other lotions & oils, including petroleum jellies but excluding hair, aftershave & bath oils		2844-519	03/80	127.7	127.7	127.4	-2	-2
Cosmetics		2844-52A	03/80	171.7	156.6	157.4	-6.8	.5
Lip preparations (lipstick, lip gloss, etc.)		2844-521	03/80	161.0	129.7	129.9	-18.5	.2
Blushers (rouges), excluding lip rouge		2844-522	03/80	142.6	142.6	145.1	5.9	1.8
Eye preparations (mascara, eye shadows, eye liners, eye creams, etc.)		2844-523	03/80	186.6	187.8	188.5	2.6	.4
Deodorants		2844-52B	03/80	159.1	162.4	164.3	5.1	1.2
Underarm deodorants		2844-52C	03/80	(³)	(³)	157.9	(³)	(³)
Aerosol underarm deodorants		2844-527	03/80	142.7	149.5	(³)	(³)	(³)
Liquid, cream and roll-on deodorants		2844-528	03/80	140.3	140.3	142.0	10.8	1.2
Manicure preparations		2844-53	03/80	148.7	148.7	148.7	(³)	0
Nail lacquer and enamel remover		2844-533	05/83	(³)	(³)	115.3	(³)	(³)
Powders		2844-54	03/80	146.7	146.7	147.3	1.0	.4
Talcum and toilet powders		2844-541	03/80	143.2	143.2	(³)	(³)	(³)
Face powders		2844-543	03/80	158.9	158.9	161.1	2.4	1.4
Wet application powders, and other powders, including foot powders		2844-549	03/80	141.9	141.9	141.9	1.9	0
Bath oils and salts		2844-56						
Bath oils and salts		2844-561	03/80	144.1	165.2	167.8	15.2	1.6
Other cosmetics and toilet preparations		2844-59	12/80	(³)	(³)	110.8	(³)	(³)
Miscellaneous receipts		2844-M	03/80	98.4	98.4	100.5	35.9	2.1
Resales		2844-Z89	12/80	(³)	(³)	100.5	(³)	(³)
Secondary products		2844-S	03/80	187.2	192.2	193.1	6.5	.5
Paints and Allied Products								
Primary products	2851	2851-P	06/83	106.6	106.3	106.2	.9	-1
Architectural coatings, including architectural lacquers		2851-1	06/83	108.1	107.5	107.6	1.3	.1
Exterior		2851-1A	06/83	106.9	105.6	105.8	1.5	.2
Solvent-type		2851-1AA	06/83	112.6	111.3	111.4	2.2	.1
Solvent paints, enamels and varnishes in ready-mixed form		2851-1AAA	06/83	112.0	110.6	110.7	2.5	.1
Solvent and alkyd vehicle house paints and tinting bases		2851-121	06/83	109.2	105.4	105.7	2.1	.3
Other exterior solvent coatings, including bituminous paints		2851-139	06/83	112.5	112.5	111.9	1.0	-5
Water-type		2851-1AB	06/83	102.1	100.8	101.0	.9	.2
Water-emulsion paints and tinting bases		2851-1ABA	06/83	101.5	100.0	100.2	1.0	.2
House		2851-143	06/83	99.0	97.0	97.3	.7	.3
All-purpose, excluding exterior-interior		2851-157	06/83	110.0	110.0	110.0	2.4	.0
Other exterior water-thinned paints, including barn and roof		2851-159	06/83	100.6	100.6	100.6	0	0
Interior		2851-1B	06/83	109.2	109.2	109.1	1.0	-1
Solvent-type		2851-1BA	06/83	110.2	110.2	109.5	-1	-6
Paints, enamels and varnishes in ready-mixed form		2851-16	06/83	110.4	110.4	109.5	-2	-8
Semigloss paints and tinting bases		2851-164	06/83	112.2	112.2	109.5	-2.4	-2.4
Water-type		2851-18	06/83	108.7	108.7	109.0	1.6	.3
Flat water emulsion paints and tinting bases		2851-181	06/83	108.8	108.8	108.2	1.6	.4
Vinyl and vinyl acetate binder		2851-18101	06/83	111.2	111.2	111.7	1.6	.4
Acrylic binder		2851-18102	06/83	90.2	90.2	90.2	1.8	0
Other type binders		2851-18103	06/83	103.0	103.1	103.0	1.1	-1
Semigloss water emulsion paints and tinting bases		2851-183	06/83	107.8	107.8	107.9	2.1	.1
Other interior water-thinned paints, including paste and semi-paste		2851-189	06/83	110.8	110.8	110.8	-4	0
Product finishes for original equipment manufacturers (OEM), including OEM lacquers		2851-2	06/83	104.2	104.3	103.9	.6	-4
Transportation finishes, except powdered and high-solids coatings		2851-2A	06/83	104.3	104.6	104.3	.8	-3
Automobile finishes		2851-22	06/83	102.1	102.0	101.9	-7	-1
Automobile finishes, except lacquers		2851-221	06/83	102.5	102.4	102.3	-7	-1
Other transportation equipment finishes, including aircraft, rockets and missiles		2851-234	06/83	103.8	(³)	103.8	2.8	(³)
Wood finishes		2851-2B	06/83	103.1	103.1	103.1	(³)	0
Furniture and fixtures, varnishes and other finishes		2851-237	06/83	105.5	105.5	105.5	(³)	0
Metal finishes		2851-24	06/83	103.7	103.7	103.7	.3	0
Metal decorating		2851-24A	06/83	101.6	101.6	101.6	-6	0
Container and closure finishes		2851-243	06/83	101.6	101.6	101.6	-6	0

See footnotes at end of table.

Table 5. Producer price indexes for the net output of selected industries and their products—Continued

Industry and product ¹	Industry code	Product code	Index base	Index			Unadjusted percent change to Jan. 1987 from —	
				Sep. 1986 ²	Dec. 1986 ²	Jan. 1987 ²	Jan. 1986	Dec. 1986
Paints and Allied Products—Continued								
Sheet, strip and coil coatings, including sidings, excluding containers		2851-241	06/83	105.7	105.7	105.6	1.2	-0.1
Metal furniture and fixture finishes		2851-249	06/83	106.9	106.9	106.9	.7	0
Machinery and equipment finishes, including road building equipment and farm implements		2851-252	06/83	108.2	108.2	108.2	.1	0
High-solids finishes (over 62.5 percent solids)		2851-254	06/83	117.3	117.4	117.4	8.1	0
Other product finishes, except semimanufactured (pigment dispersions, etc.)		2851-257	06/83	102.2	102.2	102.2	0	0
Industrial lacquers		2851-26	06/83	100.6	100.6	100.6	.5	0
Wood		2851-262	06/83	99.4	99.4	99.4	.5	0
Industrial lacquers for other uses		2851-269	06/83	104.0	104.0	104.0	0	0
Special purpose coatings, including coatings for transportation after market and lacquer		2851-3	06/83	105.9	106.0	105.6	1.1	-4
Industrial maintenance paints (specialty formulated)		2851-3A	06/83	108.5	108.5	108.0	.3	-5
Interior		2851-301	06/83	107.5	107.5	107.2	.3	-3
Exterior		2851-305	06/83	109.1	109.1	108.4	.3	-6
Trade sales		2851-3B	06/83	104.9	105.0	104.7	1.6	-3
Automotive and machinery refinish coatings		2851-3BA	06/83	106.7	108.7	108.1	1.8	-6
Paints and enamels, except lacquers		2851-313	06/83	103.7	103.9	102.6	-1.1	-1.3
Metallic paints (aluminum, bronze, zinc, etc.)		2851-307	06/83	109.5	(³)	114.3	7.9	(³)
Traffic paint, all types (shelf goods and highway department sales)		2851-311	06/83	100.9	100.9	100.9	0	0
Aerosol paints		2851-33	07/83	102.4	98.2	98.1	1.2	-1
Made from paint produced in the same establishment or packaged on contract		2851-331	07/83	101.2	(³)	101.3	3.8	(³)
Allied paint products		2851-7	06/83	104.7	104.7	104.7	0	0
Paint and varnish removers		2851-763	06/83	103.5	103.5	103.5	0	0
Putty and putty products		2851-8	06/83	107.6	107.6	107.6	0	0
Putty and glazing compounds		2851-853	06/83	107.6	107.6	107.6	0	0
Miscellaneous paint products		2851-9	06/83	107.5	104.9	106.0	1.6	1.0
Thinners for dopes, lacquers, and oleoresinous thinners, inc. mixtures, proprietary thinners		2851-911	06/83	105.6	99.3	98.3	-3.9	-1.0
Miscellaneous related products, e.g. pigment dispersions, ink vehicles, bleached shellac, etc.		2851-979	06/83	109.2	109.7	112.6	5.8	2.6
Miscellaneous receipts		2851-M	06/83	110.8	110.0	110.0	-2.0	0
Resales		2851-289	06/83	110.8	110.0	110.0	-2.0	0
Secondary products		2851-S						
Other secondary products		2851-SSSS	06/83	103.0	103.0	103.9	2.1	.9
Industrial organic chemicals	286		12/84	92.1	92.2	93.2	-6.3	1.1
Gum and wood chemicals	2861		06/84	101.2	98.0	103.3	-6.1	5.4
Primary products		2861-P	06/84	100.7	99.7	104.5	.9	4.8
Other gum and wood chemicals		2861-2	06/84	102.9	101.5	101.6	-5.6	.1
Hardwood distillation products		2861-25	06/84	103.7	104.2	104.2	0	0
Charcoal briquets, including blends with lignite or other materials		2861-255	06/84	103.7	104.3	104.3	.1	0
Tall oils		2861-29	06/84	100.3	91.9	92.4	-22.7	.5
Rosin		2861-296	06/84	97.3	99.9	99.5	9.5	-4
Other tall oil derivatives, including rosin acid salts, except tall oil fatty acids		2861-298	06/84	105.7	93.4	94.7	-27.0	1.4
Secondary products		2861-S	06/84	100.2	91.3	97.8	-21.8	7.1
Other secondary products		2861-SSS	06/84	100.2	91.3	97.8	-21.8	7.1
Cyclic (coal tar) crudes and intermediates, organic dyes and pigments	2865		12/82	95.1	96.5	95.6	-3.5	-9
Primary products		2865-P	12/82	98.2	101.0	100.2	-3.9	-8
Cyclic intermediates		2865-1	12/82	97.4	101.3	100.1	-5.9	-1.2
Other cyclic intermediates		2865-199	12/82	101.5	103.6	102.0	-2.9	-1.5
Phenol		2865-19915	03/83	79.8	(³)	90.6	-16.9	(³)
Miscellaneous other cyclic intermediates		2865-19999	12/82	104.2	105.3	103.3	-1.5	-1.9
Synthetic organic dyes		2865-2						
Benzenoid dyes		2865-299	12/82	104.4	106.1	105.4	1.6	-7
Synthetic organic pigments (lakes and toners)		2865-3	12/82	106.6	106.6	106.7	2.6	.1
Synthetic organic pigments (lakes and toners)		2865-311	12/82	106.6	106.6	106.7	2.6	.1
Phthalocyanine blue (Blue 15)		2865-31111	12/82	113.2	113.2	113.2	0	0
Other synthetic organic pigments		2865-31199	12/82	105.1	105.1	105.2	3.3	.1
Secondary products		2865-S	12/82	90.4	89.3	87.9	-3.5	-1.6
Other secondary products		2865-SSS	05/83	90.8	89.1	89.5	-1.1	.4
Industrial organic chemicals, n.e.c.		2869-S	12/82	88.4	87.5	81.4	-11.2	-7.0
Industrial organic chemicals, n.e.c.	2869		12/82	93.2	92.9	94.3	-7.0	1.5
Primary products		2869-P	12/82	94.0	91.9	93.2	-6.6	1.4
Synthetic organic chemicals, n.e.c.		2869-3	12/82	79.4	77.3	77.1	-9.5	-3
Flavor and perfume materials		2869-311	12/82	95.4	92.8	90.7	-9.0	-2.3
Chemical compounds, unmixed		2869-31111	12/82	93.3	89.7	86.8	-13.5	-3.2
Chemical compounds, mixed		2869-31112	12/82	100.7	100.7	100.7	2.4	0
Rubber processing chemicals		2869-331	12/82	100.6	100.7	100.9	3.6	.2
Plasticizers		2869-351	12/82	58.1	55.1	55.8	-20.1	1.3
Other plasticizers		2869-35199	12/82	57.7	54.4	55.2	-17.9	1.5

See footnotes at end of table.

Table 5. Producer price indexes for the net output of selected industries and their products—Continued

Industry and product ¹	Industry code	Product code	Index base	Index			Unadjusted percent change to Jan. 1987 from —	
				Sep. 1986 ²	Dec. 1986 ²	Jan. 1987 ²	Jan. 1986	Dec. 1986
Industrial organic chemicals, n.e.c.—Continued								
Pesticides and other synthetic organic agricultural chemicals		2869-4	12/82	95.2	94.3	96.4	-3.1	2.2
Other pesticides and other synthetic organic agricultural chemicals		2869-499	12/82	95.2	94.3	96.4	-3.1	2.2
Ethyl alcohol and other industrial organic chemicals, n.e.c.		2869-5	12/82	83.5	82.3	82.6	-10.8	.4
Other industrial organic chemicals, n.e.c.		2869-599	12/82	79.7	77.9	78.1	-18.5	.3
1,3 Butadiene		2869-59911	12/82	(?)	(?)	(?)	(?)	(?)
Ethylene		2869-59912	12/82	74.0	75.8	76.7	-11.8	1.2
Propylene, chemical		2869-59913	12/82	69.0	(?)	67.4	-29.6	(?)
Miscellaneous other industrial organic chemicals, n.e.c.		2869-59999	12/82	95.6	90.1	91.2	-12.2	1.2
Miscellaneous end-use chemicals and chemical products, excluding urea		2869-6	12/82	106.1	106.1	106.3	-3.7	.2
Gasoline additives		2869-613	12/82	95.8	95.8	95.8	-13.5	0
Lubricating oil and grease additives		2869-614	12/82	103.9	103.9	103.9	-1.0	0
Other miscellaneous end-use chemicals and chemical products, excluding urea		2869-699	12/82	112.6	112.6	113.0	1.3	.4
Miscellaneous cyclic and acyclic chemicals and chemical products		2869-7	12/82	93.9	91.3	93.0	-7.0	1.9
Alcohols, synthetic, monohydric		2869-754	12/82	92.1	86.5	90.1	-12.0	4.2
Other miscellaneous cyclic and acyclic chemicals and chemical products		2869-799	12/82	91.5	91.0	92.4	-6.6	1.5
Miscellaneous receipts		2869-M	12/82	104.8	(?)	104.6	2.1	(?)
Resales		2869-Z89	12/82	105.5	(?)	(?)	(?)	(?)
Secondary products		2869-S	12/82	90.4	93.7	95.3	-8.7	1.7
Plastic materials and resins		2821-S	12/82	104.1	110.7	(?)	(?)	(?)
Cyclic crudes and intermediates, organic dyes and pigments		2865-S	12/82	57.5	67.1	70.0	-20.9	4.3
Other secondary products		2869-SSS	12/82	96.1	94.3	96.2	-4.8	2.0
Agricultural chemicals	287		12/84	94.9	93.4	92.9	-5.1	-5
Nitrogenous fertilizers								
Primary products	2873		12/79	102.6	99.8	98.8	-13.7	-1.0
Synthetic ammonia, nitric acid and ammonium compounds		2873-P	12/79	91.5	88.5	87.2	-16.5	-1.5
Nitrate (100% NH ₄ NO ₃)		2873-1	12/79	96.6	91.7	92.0	-14.6	.3
Nitrate for fertilizer use		2873-1A	12/79	98.1	92.5	91.5	-12.2	-1.1
Solid nitrate		2873-15A	12/80	84.2	79.4	78.2	(?)	-1.5
Nitrogen solutions and other ammonium compounds		2873-152	12/79	97.8	92.1	90.5	(?)	-1.7
Nitrogen solutions, including mixtures containing urea (100%N)		2873-1B	12/79	91.7	81.2	82.7	-18.1	1.8
Anhydrous and aqua ammonia		2873-155	12/79	90.9	78.8	79.7	-22.6	1.1
Anhydrous ammonia		2873-13	12/79	96.8	95.0	94.8	(?)	-2
Urea		2873-131	12/79	96.8	95.0	94.8	-16.5	-2
Fertilizer material of organic origin		2873-2	12/79	70.8	75.0	67.4	-25.9	-10.1
Secondary products		2873-3	06/86	100.2	98.2	98.2	(?)	0
Secondary products		2873-S	12/79	160.4	162.2	162.2	(?)	0
Phosphatic fertilizers	2874		12/79	101.5	98.8	100.6	-4.2	1.8
Primary products		2874-P	12/79	99.1	96.3	97.6	-6.7	1.3
Superphosphate and other phosphatic fertilizer materials		2874-2	12/79	92.6	89.9	92.6	-8.2	3.0
Superphosphate		2874-2A	12/79	88.6	88.3	90.6	-3.6	2.6
Triple superphosphates (42% P ₂ O ₅ and above)		2874-241	12/79	87.4	87.0	89.4	-3.8	2.8
Ammonium phosphates and other phosphatic fertilizer materials		2874-2B	12/79	93.7	90.4	93.2	-9.5	3.1
Ammonium phosphates		2874-251	12/79	94.4	91.0	93.9	-9.5	3.2
Mixed fertilizers (produced from one or more materials made in the same plant)		2874-4	12/79	107.7	107.5	104.7	-5.2	-2.6
Fertilizers, mixing only	2875		12/79	111.5	109.1	108.9	-3.3	-2
Primary products		2875-P	12/79	111.4	109.1	108.5	-2.8	-5
Mixed fertilizers (made by plants which do not manufacture phosphatic fertilizer materials)		2875-4	06/86	98.9	96.9	96.4	(?)	-5
Solid, bulk		2875-411	06/86	96.9	93.6	93.9	(?)	.3
Solid, bagged		2875-421	06/86	101.1	101.9	101.5	(?)	-4
Fluid		2875-431	06/86	99.1	93.5	90.5	(?)	-3.2
Miscellaneous receipts		2875-M	12/79	109.2	105.4	107.3	-4.0	1.8
Resales		2875-Z89	12/79	109.0	105.2	107.1	-3.9	1.8
Secondary products		2875-S	12/79	123.6	125.6	123.4	-9.6	-1.8
Agricultural chemicals, n.e.c.	2879		06/82	102.3	102.9	100.3	.2	-2.5
Primary products		2879-P	06/82	101.6	101.9	101.1	2.7	-8
Insecticidal preparations primarily for agricultural, garden or health service use		2879-5	06/82	113.8	113.8	112.4	8.6	-1.2
Containing organic compounds		2879-525	06/82	112.4	112.4	111.0	8.6	-1.2
Carbamate preparations		2879-52531	06/82	119.0	119.0	113.1	1.7	-5.0
Organo-phosphate preparations		2879-52541	06/82	113.8	113.8	114.6	18.6	.7
Biological preparations		2879-52561	06/86	100.0	100.0	100.0	(?)	0
Other organic preparations		2879-52579	06/82	83.0	(?)	85.6	(?)	(?)
Herbicide preparations primarily for agricultural, garden or health service use		2879-6	06/82	95.1	95.1	94.9	.2	-2
Containing organic compounds		2879-625	06/82	96.3	96.3	96.1	.3	-2
Phenoxy compound preparations		2879-62541	06/82	98.0	(?)	96.2	-3.0	(?)
Urea preparations		2879-62561	10/82	90.1	97.4	97.4	(?)	0
Triazine preparations		2879-62565	06/82	99.7	99.3	100.7	2.1	1.4
Other organic preparations		2879-62579	06/82	89.6	89.6	88.5	-1.3	-1.2

See footnotes at end of table.

Table 5. Producer price indexes for the net output of selected industries and their products—Continued

Industry and product ¹	Industry code	Product code	Index base	Index			Unadjusted percent change to Jan. 1987 from —	
				Sep. 1986 ²	Dec. 1986 ²	Jan. 1987 ²	Jan. 1986	Dec. 1986
Agricultural chemicals, n.e.c.—Continued								
Fungicidal preparations primarily for agricultural, garden or health service use		2879-7	06/82	88.0	(?)	87.1	-8.1	(?)
Containing organic compounds		2879-725	06/82	93.3	(?)	92.0	-7.3	(?)
Other organic preparations		2879-72579	06/82	89.3	(?)	86.6	-15.3	(?)
Other pesticidal preparations primarily for agricultural, garden or health service use		2879-8	06/82	105.7	114.6	110.7	4.3	-3.4
Rodenticides		2879-832	12/82	112.4	109.5	113.5	(?)	3.7
All other pesticidal preparations primarily for agricultural, garden or health service use		2879-898	06/82	105.8	115.9	111.2	4.6	-4.1
Household pesticidal preparations		2879-9	06/82	103.2	103.5	101.9	-.5	-1.5
Insecticides for crawling insects, except fumigants		2879-91	06/82	102.4	103.6	100.4	(?)	-3.1
Nonaerosols		2879-915	02/83	118.0	123.4	109.1	(?)	-11.6
Other household pesticidal preparations, including industrial exterminants		2879-998	06/82	105.7	105.7	105.7	.6	0
Miscellaneous receipts		2879-M	12/82	114.4	120.9	103.7	(?)	-14.2
Resales		2879-Z89	12/82	114.7	121.6	103.2	(?)	-15.1
Secondary products		2879-S	06/82	97.1	95.3	94.7	-3.6	-6
Miscellaneous chemical products	289		12/84	98.1	97.7	97.9	-2.6	.2
Adhesives and sealants								
Primary products	2891		12/83	104.3	102.6	103.0	-1.3	.4
Natural base glues and adhesives		2891-P	12/83	103.5	101.4	101.6	-2.0	.2
Vegetable adhesives		2891-3	12/83	110.2	110.2	110.2	1.8	0
Dextrines		2891-35	12/83	102.3	102.3	102.3	.3	0
Starches		2891-351	12/83	102.7	102.7	102.7	.3	0
Other natural base glues and adhesives, from natural gums, shellac, silicate, lacquers, etc.		2891-355	12/83	100.8	(?)	(?)	(?)	(?)
Synthetic resin and rubber adhesives, including all types of bonding and laminating adhesives		2891-398	12/83	104.1	104.1	104.1	3.6	0
Epoxy adhesives		2891-4	12/83	99.4	99.0	99.1	-4.2	.1
Vinyl type adhesives		2891-411	12/83	112.3	112.3	113.8	.7	1.3
Polyvinyl acetate, latex type		2891-44	12/83	101.1	100.2	100.2	-1.7	0
Acrylic adhesives		2891-441	12/83	101.9	(?)	101.9	.4	(?)
Polyester adhesives		2891-453	12/83	100.7	100.7	100.7	.2	0
Hot melt adhesives, including nylon, polyolefin, and other hot melts		2891-455	01/84	97.0	97.0	97.0	-2.6	0
Rubber and synthetic resin combinations		2891-465	12/83	105.0	105.7	105.6	1.0	-1
Rubber cement, for sale as such		2891-478	12/83	102.7	102.7	102.7	.3	0
Latex type		2891-48	12/83	109.1	109.1	109.1	.7	0
Solvent type		2891-481	12/83	103.8	103.8	103.8	1.3	0
Caulking compounds and sealants		2891-483	01/84	112.0	112.0	112.0	.4	0
Natural base		2891-5	12/83	113.1	104.7	105.2	2.4	.5
Bituminous base (coal tar or asphalt)		2891-55	12/83	105.0	103.8	104.9	1.5	1.1
Synthetic base		2891-555	12/83	108.2	105.7	108.1	3.4	2.3
General performance sealants (PVAC, butyl, vinyl, acrylic, neoprene, etc.)		2891-56	12/83	113.6	104.8	105.3	2.6	.5
Special performance sealants (epoxy, urethane, polysulfide, silicone, etc.)		2891-566	12/83	103.2	103.2	103.2	-8	0
Secondary products		2891-567	12/83	106.8	107.3	107.6	4.5	.3
Other secondary products		2891-S						
Chemicals and chemical preparations, n.e.c.		2891-SSS	12/83	105.9	106.6	106.3	1.5	-3
		2899-S	02/84	111.2	111.2	115.4	(?)	3.8
Explosives								
Primary products	2892		12/80	126.0	126.2	126.4	-.2	.2
Explosives manufactured in privately owned and operated establishments		2892-P	12/80	128.9	129.1	129.1	0	0
High explosives		2892-1	A01	127.5	127.5	129.0	-.3	1.2
ANFO, except slurry		2892-11	A01	115.1	115.0	114.7	-2.5	-3
Blasting accessories		2892-117	A01	121.8	121.3	120.5	-3.5	-7
Other blasting accessories		2892-16	A01	132.3	(?)	136.3	1.7	(?)
		2892-169	A01	136.6	(?)	143.6	3.1	(?)
Printing ink								
Primary products	2893		06/84	107.9	108.0	107.8	6.0	-2
Letterpress ink (black and color)		2893-P	06/84	108.6	108.7	108.5	6.5	-2
Lithographic and offset ink (black and color)		2893-1	06/84	118.5	118.5	(?)	(?)	(?)
Publication ink		2893-2	06/84	103.0	103.1	103.6	2.8	.5
Packaging ink		2893-232	06/84	100.4	100.4	100.4	.6	0
Other lithographic and offset ink		2893-235	06/84	99.9	100.2	101.1	3.5	.9
Gravure ink		2893-239	06/84	108.5	108.5	109.1	5.0	.6
Flexographic ink		2893-3	06/84	116.8	116.8	116.8	19.2	0
Packaging ink		2893-343	06/84	144.6	144.6	144.6	41.6	0
Printing ink, n.e.c.		2893-4	06/84	102.7	103.1	101.5	-.5	-1.6
Other printing ink, including stencil ink		2893-481	06/84	103.7	104.1	102.4	.5	-1.6
Secondary products		2893-5	06/84	108.0	108.4	108.3	2.4	-1
		2893-598	06/84	104.3	104.3	104.3	.4	0
		2893-S	06/84	96.1	(?)	(?)	(?)	(?)
Carbon black								
Primary products	2895		12/83	79.0	78.7	78.3	-17.3	-5
Carbon black		2895-P	12/83	79.0	78.7	78.3	-17.3	-5
West south central region		2895-111						
		2895-11101	12/83	73.0	72.6	72.1	-22.6	-7

See footnotes at end of table.

Table 5. Producer price indexes for the net output of selected industries and their products—Continued

Industry and product ¹	Industry code	Product code	Index base	Index			Unadjusted percent change to Jan. 1987 from —	
				Sep. 1986 ²	Dec. 1986 ²	Jan. 1987 ²	Jan. 1986	Dec. 1986
Chemicals and chemical preparations, n.e.c.	2899		06/85	96.0	95.9	96.3	-4.2	0.4
Primary products		2899-P	06/85	96.6	96.7	97.1	-3.7	.4
Salt, evaporated and solar		2899-1	06/85	96.5	97.0	97.4	-2.2	.4
Evaporated salt		2899-121	06/85	95.6	96.2	96.7	-2.4	.5
Essential oils, fireworks and pyrotechnics, sizes, and chemical preparations, n.e.c.		2899-5	06/85	99.6	99.3	99.7	-2.8	.4
Essential oils, unblended (natural)		2899-51	06/85	84.9	84.9	86.1	-9.7	1.4
Fireworks & pyrotechnics, incl. flares, jet fuel igniters, railroad torpedoes, toy pistol caps		2899-529	06/85	103.5	102.5	103.8	2.4	1.3
Automotive chemicals		2899-53	06/85	97.2	(³)	96.0	-4.0	(³)
Other automotive chemicals, including battery acid, deicing fluid, carbon removing solvents		2899-537	06/85	97.2	(³)	96.0	-4.0	(³)
Drilling mud materials, mud thinners, thickeners, and purifiers		2899-541	06/85	100.0	100.0	(³)	(³)	(³)
Concrete curing and floor hardening materials		2899-545	06/85	100.4	86.5	89.3	-10.5	3.2
Oil-treating compounds (non-oil base)		2899-556	06/85	97.7	96.5	96.5	-3.5	0
Metal-treating compounds (non-oil base) for nitriding, pickling, drawing, and cutting		2899-559	06/85	100.9	100.9	101.7	1.7	.8
Water-treating compounds		2899-57	06/85	101.4	101.8	102.2	1.6	.4
Boiler compounds		2899-577	06/85	102.0	102.8	103.2	2.8	.4
Plating compounds		2899-591	06/85	113.1	113.1	115.6	-8.3	2.2
Other industrial chemical specialties, including fluxes and plastic wood preparations		2899-598	06/85	95.3	95.7	95.5	-5.1	-2
Miscellaneous receipts		2899-M						
Resales		2899-289	06/85	78.9	78.9	78.9	-21.1	0
Secondary products		2899-S	06/85	99.4	98.5	98.5	-.7	0
Soaps and other detergents, except specialty cleaners		2841-S	06/85	99.5	97.7	96.8	-3.2	-.9
Other secondary products		2899-SSS	06/85	99.2	97.3	97.5	-1.3	.2
Petroleum refining and related products	29		12/84	60.0	58.0	62.8	-34.7	8.3
Petroleum Refining	2911		06/85	57.4	55.4	60.5	-36.4	9.2
Primary products		2911-P	06/85	58.9	56.7	61.8	-35.1	9.0
Fuels		2911-1	06/85	56.6	54.6	60.1	-36.7	10.1
Gasoline		2911-1	06/85	57.4	53.6	59.0	-34.7	10.1
Finished motor gasoline		2911-13	06/85	57.4	53.6	59.0	-34.7	10.1
Leaded regular		2911-132	06/85	58.2	54.0	59.8	-34.1	10.7
Sales to jobbers, retailers and other resellers		2911-1321	06/85	58.2	53.9	59.8	-34.1	10.9
Direct sales to end users		2911-1322	06/85	60.5	55.7	61.6	-34.7	10.6
Premium grades		2911-133	06/85	60.3	57.8	62.3	-32.4	7.8
Sales to jobbers, retailers and other resellers		2911-1331	06/85	60.3	57.9	62.4	-32.3	7.8
Direct sales to end users		2911-1332	06/85	60.1	56.5	61.7	-33.2	9.2
Unleaded regular		2911-134	06/85	55.7	51.8	57.1	-36.0	10.2
Sales to jobbers, retailers and other resellers		2911-1341	06/85	55.6	51.8	57.1	-36.0	10.2
Direct sales to end users		2911-1342	06/85	56.3	52.8	58.0	-35.3	9.8
Jet fuel		2911-2	06/85	52.5	52.8	55.3	-44.3	4.7
Naphtha type jet fuel		2911-211	06/85	48.1	46.4	46.9	(³)	1.1
Kerosene type jet fuel		2911-213	06/85	53.6	54.5	57.4	-43.8	5.3
Kerosene		2911-3	06/85	58.2	58.2	64.0	-34.8	10.0
Light fuel oil		2911-4	06/85	58.7	57.8	65.1	-37.5	12.6
Distillates		2911-41	06/85	58.7	57.8	65.1	-37.5	12.6
#2 fuel oil to jobbers, retailers and other resellers		2911-411	06/85	60.9	59.7	67.8	-36.3	13.6
#2 diesel fuel		2911-413	06/85	56.6	56.1	63.0	-38.5	12.3
Sales to jobbers, retailers and other resellers		2911-4131	06/85	57.3	56.3	63.4	-37.4	12.6
Direct sales to end users		2911-4132	06/85	55.5	55.9	62.3	-40.4	11.4
Other distillates, n.e.c., inc. #1, #2 fuel direct sales, and other distillates		2911-415	06/85	62.2	60.6	65.6	-36.2	8.3
Heavy fuel oil (residual fuel)		2911-5	06/85	47.2	54.0	59.5	-39.3	10.2
> 1% sulfur		2911-51	06/85	46.1	49.3	56.4	-41.3	14.4
Sales to resellers, including other refiners		2911-511	06/85	48.5	49.3	55.4	-42.7	12.4
Direct sales to end users		2911-512	06/85	44.2	49.4	57.1	-40.2	15.6
Not > 1% sulfur		2911-52	06/85	48.4	59.6	63.2	-37.2	6.0
Sales to resellers, including other refiners		2911-521	06/85	51.2	64.0	69.2	-26.8	8.1
Non-fuel products of petroleum refining		2911-II	06/85	75.8	72.2	73.8	-23.6	2.2
Lubricating oils and greases, made in refineries		2911-7						
Lubricating and similar oils		2911-721	06/85	93.3	86.8	82.9	(³)	-4.5
Asphalt, made in refineries		2911-9						
Paving grade		2911-921	06/85	53.3	45.0	52.6	-44.6	16.9
Liquified refinery gases, including aliphatics (feedstock and other uses), made in refineries		2911-A	06/85	93.3	92.8	94.6	-23.7	1.9
Propane/propylene		2911-A1	06/85	101.7	101.0	101.5	-19.8	.5
Propylene		2911-A12	06/85	65.4	63.6	64.7	-37.4	1.7
Chemical grade		2911-A1201	06/85	65.3	62.1	63.9	-36.4	2.9
Butane/butylene		2911-A2						
Ethane/ethylene		2911-A3						
Ethylene		2911-A32	06/85	92.7	93.6	95.7	-21.4	2.2
Miscellaneous petroleum refinery products, n.e.c.		2911-D	06/85	67.7	66.0	70.2	-21.9	6.4
Petroleum cokes, made in refineries		2911-D21	06/85	66.0	64.4	63.5	-30.8	-1.4
Aromatics, made in refineries		2911-D5	06/85	57.3	61.1	67.6	-22.9	10.6
Benzene		2911-D52	06/85	52.0	61.0	70.7	-15.5	15.9
Toluene		2911-D53	06/85	58.2	59.5	64.9	-20.1	9.1

See footnotes at end of table.

Table 5. Producer price indexes for the net output of selected industries and their products—Continued

Industry and product ¹	Industry code	Product code	Index base	Index			Unadjusted percent change to Jan. 1987 from —	
				Sep. 1986 ²	Dec. 1986 ²	Jan. 1987 ²	Jan. 1986	Dec. 1986
Paving and roofing materials	295		12/84	94.1	92.0	91.5	-8.6	-0.5
Paving mixtures and block	2951		06/81	101.4	99.4	99.2	-9.2	-2
Primary products		2951-P	06/81	102.0	99.7	99.6	-9.1	-1
Emulsified asphalt incl. liquid additives		2951-111	06/81	95.3	90.7	89.6	-15.2	-1.2
Asphalt & tar paving mixtures & blocks		2951-113	06/81	106.5	105.1	105.3	-5.9	.2
Northern tier		2951-11311	06/81	104.4	102.9	103.2	-4.4	.3
Central tier		2951-11312	06/81	99.1	97.6	97.7	-12.2	.1
Southern tier		2951-11313	06/81	118.8	117.8	117.8	.7	0
Secondary products		2951-S	06/81	120.9	121.3	121.0	2.2	-2
Asphalt felts and coatings	2952		06/84	98.5	96.1	95.1	-8.2	-1.0
Primary products		2952-P	06/84	99.4	96.6	95.7	-7.5	-9
Asphalt and tar saturated felts and boards, non-building		2952-1	06/84	110.7	110.7	110.7	0	0
non-building		2952-131	06/84	110.7	110.7	110.7	0	0
Roofing asphalts and pitches, coatings, and cements		2952-2	06/84	88.3	85.5	85.5	-14.6	0
Fibrated asphaltic roofing coatings		2952-251	06/84	99.2	98.9	98.5	-1.9	-4
Nonfibrated asphaltic roofing coatings		2952-255	06/84	98.0	97.0	97.1	-3.9	.1
Asphaltic roofing cements		2952-261	06/84	101.4	101.4	101.0	-3	0
Other roofing asphalts and pitches, coatings, and cements		2952-298	06/84	92.6	89.8	90.2	-8.5	.4
Prepared asphalt and tar roofing and siding products		2952-3	06/84	101.3	98.2	97.0	-6.5	-1.2
Smooth surface roll roofing including talc, mica, and other fine materials		2952-311	06/84	103.0	101.5	97.9	-6.4	-3.5
Smooth asphalt roll roofing, organic base		2952-31101	06/84	104.3	101.9	96.3	-9.7	-5.5
Self-sealing strip shingles; 244lbs. or less, organic base		2952-314	06/84	106.7	103.4	101.7	-5.2	-1.6
Individual shingles		2952-318	06/84	100.7	97.7	96.0	(³)	-1.7
Self sealing and regular strip asphalt shingles, fiberglass base		2952-325	06/84	94.3	94.4	93.7	-5.0	-7
Saturated felts for built-up roofing systems		2952-353	06/84	92.1	78.3	84.5	-15.6	7.9
Secondary products		2952-S	06/84	93.4	93.2	91.7	-12.3	-1.6
Miscellaneous products of petroleum and coal	299		12/84	99.9	99.1	99.7	-5	.6
Lubricating oils and greases	2992		12/80	112.9	111.7	112.9	-4	1.1
Primary products		2992-P	12/80	112.4	112.4	112.3	-1.5	.2
Lubricating and similar oils		2992-1	12/80	113.1	112.9	113.0	-1.7	.1
Automotive		2992-111	12/80	114.8	114.5	114.7	-2.4	.2
Commercial		2992-1111	12/80	104.0	104.2	104.2	-2.6	0
Commercial motor oil		2992-11111	12/80	99.5	98.3	98.3	-7.1	0
Other commercial oil		2992-11112	12/80	107.3	108.6	108.6	(³)	0
Retail		2992-1112	12/80	126.3	125.6	126.0	-2.4	.3
Retail motor oil		2992-11121	12/80	108.2	106.9	107.7	-5.2	.7
Industrial		2992-121	12/80	109.2	108.8	108.8	-2	0
General industrial oil		2992-12111	12/80	110.5	109.9	109.8	-9	-1
Industrial process oil		2992-12112	12/80	108.3	108.3	108.3	1.3	0
Industrial metalworking oil		2992-12113	12/80	106.9	105.9	106.7	-1.1	.8
Lubricating greases		2992-2	12/80	107.4	107.4	107.9	.7	.5
Industrial grease		2992-232	12/80	108.9	108.9	112.1	4.0	2.9
Secondary products		2992-S	12/80	110.3	110.3	110.3	-3	0
Petroleum and coal products, n.e.c.	2999		12/84	99.0	99.0	97.9	-1.1	-1.1
Primary products		2999-P	12/84	99.0	99.0	97.9	-1.1	-1.1
Calcined petroleum coke (not made in refineries)		2999-2	12/84	99.4	99.4	99.4	.2	0
Other petroleum and coal products, n.e.c. (inc. petroleum coke made outside refineries)		2999-5	12/84	95.4	94.6	83.8	-14.2	-11.4
Rubber and miscellaneous plastic products	30		12/84	100.3	100.1	100.2	-2	.1
Tires and inner tubes	3011		06/81	95.4	94.4	95.1	-7	.7
Primary products		3011-P	06/81	93.6	92.6	93.3	-9	.8
Passenger car pneumatic tires		3011-1	06/81	93.7	93.0	93.8	-5	.9
Radials		3011-112	06/81	92.4	91.0	91.9	-1.6	1.0
Highway standard service		3011-1121	06/81	92.4	91.0	91.9	-1.6	1.0
13" Rim diameter. Original equipment or replacement		3011-11211	06/81	103.2	102.9	102.9	-2.5	0
14" Rim diameter. Original equipment or replacement		3011-11212	06/81	93.1	91.3	92.8	-2.0	1.6
15" Rim diameter. Original equipment or replacement		3011-11213	06/81	90.8	89.5	90.2	-1.3	.8
Non-radials		3011-15	06/81	95.2	95.2	96.1	.8	.9
Bias-Ply		3011-151	06/81	94.1	94.1	94.1	-3	0
Highway standard service		3011-1511	06/81	94.2	94.2	94.2	-4	0
15" Rim diameter. Original equipment or replacement		3011-15113	06/81	95.8	95.8	95.8	-3.6	0
Bias-belted		3011-152	06/81	96.7	96.7	98.8	2.4	2.2
Highway standard service		3011-1521	06/81	96.7	96.7	98.8	(³)	2.2
Truck/bus tires, including off highway		3011-2	06/81	88.4	86.3	86.9	-2.4	.7
Non-radials		3011-215	06/81	89.5	87.2	87.8	-2.0	.7
Light highway truck. Original equipment or replacement		3011-21511	06/81	96.2	92.9	92.9	-2.3	0
Medium/heavy highway truck. Original equipment or replacement		3011-21521	06/81	80.0	79.3	80.7	-1.5	1.8
Other pneumatic and all solid tires		3011-3	06/81	101.5	101.0	101.0	-7	0
Tractor/implement tires		3011-314	06/81	98.4	97.5	97.5	-1.1	0
Rear tractor. Original equipment or replacement		3011-31421	06/81	84.4	82.2	82.2	-3.4	0
Tread rubber, tire sundries, and repair materials		3011-5	06/81	106.7	106.8	106.8	1.3	0

See footnotes at end of table.

Table 5. Producer price indexes for the net output of selected industries and their products—Continued

Industry and product ¹	Industry code	Product code	Index base	Index			Unadjusted percent change to Jan. 1987 from —	
				Sep. 1986 ²	Dec. 1986 ²	Jan. 1987 ²	Jan. 1986	Dec. 1986
Tires and inner tubes—Continued								
Tread rubber		3011-511	06/81	103.5	103.5	103.5	0.2	0
Other tire sundries and repair materials, n.e.c.		3011-539	06/81	116.9	117.3	117.3	4.3	0
Secondary products		3011-S	06/81	102.5	102.5	102.5	0	0
Rubber and plastic footwear								
Rubber and plastic footwear	3021		12/80	109.3	110.8	110.7	4.3	-1
Primary products		3021-P	12/80	115.8	116.3	116.3	4.5	0
Rubber, plastic, and other protective footwear		3021-1	12/80	124.5	124.5	124.3	2.2	-2
Rubber uppers		3021-1A	12/86	(³)	100.0	99.7	(³)	-3
Boots		3021-121	12/80	122.5	122.5	121.6	1.8	-7
Lumberman, pacs, rubbers, and other footwear having rubber uppers		3021-142	12/86	(³)	100.0	100.0	(³)	0
Plastic uppers		3021-1B	12/86	(³)	100.0	100.0	(³)	0
Non-protective footwear cemented, vulcanized, injection molded, etc. to fabric upper		3021-3	12/86	(³)	100.0	100.0	(³)	0
Injection molded or other processes performed		3021-303	12/86	(³)	100.0	100.0	(³)	0
Secondary products		3021-S	12/80	(³)	(³)	87.9	0	(³)
Reclaimed rubber								
Reclaimed rubber	3031		06/83	93.8	96.1	96.0	-2.3	-1
Primary products		3031-P	06/83	93.8	96.1	96.0	-2.3	-1
Reclaimed rubber		3031-111	06/83	93.8	96.1	96.0	-2.3	-1
Other devulcanized rubber		3031-11102	06/83	91.3	93.7	93.7	-2.9	0
Rubber and plastics hose and belting								
Rubber and plastics hose and belting	3041		12/81	107.2	106.8	107.1	-1.1	.3
Primary products		3041-P	12/81	109.0	109.3	109.6	-7	.3
Rubber and plastics belts and belting, flat		3041-1	12/81	102.9	102.9	102.9	0	0
Light weight conveyor and elevator		3041-103	12/81	112.8	112.8	112.8	0	0
Heavy duty conveyor and elevator		3041-105	12/81	97.8	97.8	97.8	0	0
Rubber and plastics transmission belts and belting, other than flat		3041-2	12/81	112.3	112.2	112.0	-1.2	-2
Motor vehicle		3041-225	12/81	117.0	119.7	120.4	1.9	.6
Industrial, except fractional		3041-231	12/81	103.5	101.9	100.0	-3.9	-1.9
Rubber hose, mandrel made, and all hydraulic		3041-3	12/81	110.0	109.1	110.3	-1.2	1.1
Textile, hydraulic		3041-312	12/81	131.6	130.0	131.8	-4.1	1.4
Textile, nonhydraulic		3041-314	12/81	112.8	112.8	(³)	(³)	(³)
Rubber hose, long length nonhydraulic, except garden		3041-4	12/81	100.8	100.7	101.6	-5.2	.9
Textile		3041-451	12/81	101.8	101.8	102.7	-6.9	.9
Wire		3041-453	12/81	97.6	97.2	97.6	.6	.4
All other rubber and plastics hose		3041-6	12/81	109.6	112.0	112.0	1.0	0
Wrapped reinforced		3041-63	12/81	117.1	123.0	123.0	9.0	0
Machine		3041-639	12/81	109.9	124.5	124.5	13.9	0
Circular woven jacket		3041-64	12/81	95.1	95.1	(³)	(³)	(³)
Braided or loomed, helical reinforced		3041-663	12/81	98.3	98.3	98.3	-1.9	0
All other rubber hose		3041-674	12/81	106.7	108.2	108.2	1.4	0
All other plastics hose		3041-68	12/81	122.1	123.2	123.2	1.1	0
Nonhydraulic		3041-684	12/81	129.7	131.4	131.4	1.5	0
Secondary products		3041-S	12/81	109.9	108.0	108.7	1.8	.6
Fabricated rubber products, n.e.c.								
Fabricated rubber products, n.e.c.	3069		06/83	104.8	105.0	105.0	.7	.0
Primary products		3069-P	06/83	104.7	104.9	104.8	.5	-1
Molded rubber mechanical goods		3069-A	06/83	99.5	99.3	99.2	-1.0	-1
Automotive		3069-A11	06/83	89.7	89.2	88.4	-3.2	-9
Transportation, other than automotive		3069-A12	06/83	107.2	107.2	108.5	.8	1.2
Appliances, household and commercial		3069-A13	06/83	97.7	97.7	97.7	.7	0
Oil and gas field machinery and equipment		3069-A14	06/83	105.0	105.0	105.5	.5	.5
Other molded goods		3069-A16	06/83	114.0	114.0	114.3	.5	.3
Extruded and lathe cut rubber mechanical goods		3069-B	06/83	110.4	113.8	113.8	6.3	0
Extrusions		3069-BA	06/83	109.2	111.6	111.6	6.1	0
Automotive, except tubing		3069-B11	06/83	117.1	117.1	(³)	(³)	(³)
Appliances, household and commercial		3069-B12	06/83	107.6	106.5	106.5	-1.0	0
Other extrusions		3069-B19	06/83	107.4	107.5	107.5	.7	0
Industrial rubber products, n.e.c.		3069-C	06/83	101.3	102.2	101.9	-4.0	-3
Roll covering, including all industry rolls, except graphic arts		3069-C12	06/83	110.6	112.8	112.3	1.5	-4
All other roll coverings, except graphic arts		3069-C1203	06/83	113.8	114.7	114.7	.8	0
Other industrial rubber products		3069-C39	06/83	101.6	101.6	101.6	-3	0
Rubber coated fabrics and rubber clothing		3069-D	06/83	104.9	105.9	106.1	2.9	.2
Rubber coated fabric		3069-DA	06/83	102.7	102.7	102.7	2.0	0
Other coated fabrics		3069-D19	06/83	104.7	104.7	104.7	4.1	0
Rubber clothing		3069-DB	06/83	107.3	109.3	109.8	3.9	.5
Industrial rubber gloves		3069-D41	06/83	109.4	113.2	114.2	7.5	.9
Other rubber goods		3069-E	06/83	106.1	106.1	106.1	1.5	0
Other rubber goods including tanks, blocks, threads, and band trucks		3069-E28	06/83	105.6	105.6	105.6	.8	0
Sponge and foam rubber		3069-3	06/83	114.4	114.4	114.4	(³)	0
Chemically blown sponge		3069-3B	06/83	114.4	114.4	114.4	(³)	0
Rubber floor and wall coverings		3069-4	06/83	103.1	103.1	103.1	1.3	0
Individual mats		3069-4A	06/83	102.8	102.8	102.8	1.4	0
All other mats		3069-425	06/83	100.4	100.4	100.4	0	0
Rubber shoe products		3069-6	06/83	106.1	107.4	107.4	2.5	0
Soles		3069-631	06/83	105.6	106.4	106.4	1.7	0
All other soles		3069-63103	06/83	103.2	102.7	102.7	.2	0
Rubber sole and heel combinations		3069-661	06/83	105.4	111.2	111.2	7.4	0

See footnotes at end of table.

Table 5. Producer price indexes for the net output of selected industries and their products—Continued

Industry and product ¹	Industry code	Product code	Index base	Index			Unadjusted percent change to Jan. 1987 from —	
				Sep. 1986 ²	Dec. 1986 ²	Jan. 1987 ²	Jan. 1986	Dec. 1986
Fabricated rubber products, n.e.c.—Continued								
Rubber druggist and medical sundries, including household gloves		3069-7	06/83	102.9	102.1	102.2	0.8	0.1
Other rubber druggist and medical sundries		3069-778	06/83	103.5	102.7	102.6	.3	-.1
Compounds or mixtures for sale or interplant transfer		3069-9	06/83	99.6	(³)	(³)	(³)	(³)
Miscellaneous receipts		3069-M	06/83	99.8	99.8	99.8	.1	0
Resales		3069-Z89	06/83	99.8	99.8	99.8	.1	0
Secondary products		3069-S	06/83	108.3	108.4	108.5	1.8	.1
Other secondary products		3069-SSS	06/83	106.9	107.1	107.3	2.3	.2
Miscellaneous plastic products		3079-S	05/84	108.1	108.1	108.1	1.0	0
Miscellaneous Plastics Products								
Primary products	3079	3079-P	12/82	106.0	106.0	105.9	-.1	-.1
Plastics resins and materials, n.e.c.		3079-A	12/82	106.1	106.0	105.9	-.2	-.1
Other plastics resins and materials		3079-A23	12/82	111.1	106.5	111.5	5.4	4.7
Plastics furniture components and furnishings		3079-B	12/82	107.8	107.9	107.9	1.3	0
Selected plastic furniture components and furnishings		3079-BA	12/82	98.6	99.3	99.3	.7	0
Furniture components, accessories, and parts, except foam		3079-B36	12/82	95.1	95.2	95.2	0	0
Other (incl. fixtures, lampshades, frames, etc.)		3079-B48	12/82	96.5	99.4	99.5	3.1	.1
Foam plastics for furniture		3079-BB	12/82	110.5	110.5	110.5	1.5	0
Plastic packaging		3079-C	12/82	102.8	103.0	103.1	.4	.1
Plastic shipping and storage products		3079-CA						
Foamed protective shipping pads and shaped packaging		3079-C19	12/82	100.8	100.8	100.8	.2	0
Plastic bottles		3079-CB	12/82	102.3	103.9	104.1	1.3	.2
Plastic containers		3079-CC	12/82	100.8	(³)	(³)	(³)	(³)
Plastic caps and closures		3079-CD	12/82	106.6	106.6	106.6	0	0
Caps and closures		3079-C79	12/82	106.6	106.6	106.6	0	0
Food trays		3079-CE	12/82	101.2	101.5	101.4	.5	-.1
Food trays (baskets, shipping boxes, and cases)		3079-C81	12/82	101.2	101.5	101.4	.5	-.1
Other plastics packaging		3079-CF	12/82	102.5	102.8	102.7	.6	-.1
Other plastics packaging		3079-C89	12/82	102.5	102.8	102.7	.6	-.1
Transportation fabricated plastics products		3079-D	12/82	105.1	105.6	105.6	1.8	0
Components, housing, accessories and parts for transportation equipment		3079-DA	12/82	106.7	107.4	107.5	2.4	.1
Motor vehicles		3079-D32	12/82	106.5	106.7	106.7	1.0	0
Other transportation equipment		3079-D36	12/82	99.9	108.9	109.7	14.3	.7
Foam plastics for automobiles		3079-DB	12/82	101.6	101.5	101.5	.5	0
Electrical and electronic fabricated plastics products		3079-E	12/82	117.5	110.0	109.6	2.8	-.4
Office, computing & accounting machines, cash registers & data processing machines		3079-EA	12/82	115.3	116.7	114.9	1.5	-1.5
Office, computing & accounting machines, cash registers, and data processing machines		3079-E11	12/82	115.3	116.7	114.9	1.5	-1.5
Household and commercial appliances		3079-EB	12/82	105.9	105.9	(³)	(³)	(³)
Household and commercial appliances		3079-E23	12/82	105.9	105.9	(³)	(³)	(³)
Battery cases and parts		3079-ED	12/82	95.8	95.8	95.8	-1.6	0
Battery cases and parts		3079-E71	12/82	95.8	95.8	95.8	-1.6	0
Other electrical and electronic equipment		3079-EF	12/82	106.6	107.7	107.3	-.4	-.4
Other electrical and electronic equipment		3079-E83	12/82	106.6	107.7	107.3	-.4	-.4
Plastic industrial machinery parts		3079-F	12/82	110.8	110.8	110.8	2.4	0
Selected plastic industrial machinery products		3079-FA	12/82	116.5	116.5	116.5	6.1	.0
Gears, bearings, bushings and cams		3079-F21	12/82	108.2	108.2	108.2	3.3	0
Other components, housings, accessories and parts		3079-F25	12/82	119.4	(³)	(³)	(³)	(³)
Other industrial plastics products		3079-FB	12/82	106.5	106.5	106.5	-.6	0
Other industrial plastics products		3079-F41	12/82	106.5	106.5	106.5	-.6	0
Dinnerware, tableware, and kitchenware, except cups		3079-G	12/82	102.7	(³)	102.6	-1.8	(³)
Dinnerware, tableware, and kitchenware, except cups		3079-G11	12/82	102.7	(³)	102.6	-1.8	(³)
Consumer, institutional & commercial fabricated plastics products, n.e.c.								
Foamed plastics products		3079-H	12/82	110.2	110.1	110.5	.5	.4
Foam plastics (incl. sponges, holiday decorations, etc.)		3079-HA	12/82	98.2	98.1	98.6	2.7	.5
Selected consumer, institutional and commercial plastics products		3079-H31	12/82	95.9	95.6	97.2	10.1	1.7
Nonfoam cups		3079-HB	01/83	104.4	104.5	104.6	.1	.1
Shoe products		3079-H37	01/83	103.0	103.0	(³)	(³)	(³)
Consumer, institutional and commercial plastic containers		3079-H43	06/84	102.2	102.4	102.8	1.8	.4
Flower pots and plant containers		3079-HC	12/82	100.8	99.4	100.6	-.2	1.2
Plasticware (other than dinnerware, tableware, and kitchenware)		3079-H53	12/82	97.4	(³)	96.1	-1.3	(³)
Hospitalware		3079-H63	12/82	121.9	121.9	121.9	.2	0
Other consumer, commercial and industrial products		3079-HE	12/82	119.2	119.9	120.0	.5	.1
Other consumer, commercial and industrial products		3079-H73	12/82	119.2	119.9	120.0	.5	.1
Unsupported plastics film, sheetings, rods and tubes								
Film, sheets, and sheetings (excl. foam and floor and wall coverings)		3079-1	12/82	104.0	104.2	104.5	.2	.3
Polyethylene		3079-1A	12/82	102.7	103.0	103.3	.4	.3
Polystyrene		3079-127	12/82	101.2	101.8	101.8	-1.3	0
Vinyl and vinyl copolymer		3079-147	12/82	73.4	(³)	73.4	-.1	(³)
Other unsupported plastics film, sheets and sheeting		3079-167	12/82	95.8	95.8	96.2	2.7	.4
Rods, tubes and other shapes		3079-177	12/82	112.7	113.0	113.8	.4	.7
Rods, tubes and other stock shapes (excl. foam)		3079-1B	12/82	115.3	115.2	115.2	-1.0	0
Laminated plastics sheets, rods and tubes		3079-185	12/82	115.3	115.2	115.2	-1.0	0
Thermosetting		3079-3	12/82	104.4	104.2	104.9	0	.7
Thermoplastic		3079-301	12/82	103.2	103.2	104.0	-.6	.8
Building and construction plastics products		3079-381	12/82	107.7	106.9	107.5	1.8	.6
		3079-6	12/82	102.0	104.8	102.2	-7.0	-2.5

See footnotes at end of table.

Table 5. Producer price indexes for the net output of selected industries and their products—Continued

Industry and product ¹	Industry code	Product code	Index base	Index			Unadjusted percent change to Jan. 1987 from —	
				Sep. 1986 ²	Dec. 1986 ²	Jan. 1987 ²	Jan. 1986	Dec. 1986
Miscellaneous Plastics Products—Continued								
Plastic construction panels		3079-6A						
Corrugated and flat panels		3079-612	12/82	105.8	105.6	105.6	0.2	0
Selected finished plastic construction products		3079-6B	12/82	105.7	105.7	105.7	0	0
Doors, partitions, moldings, windows and frames, and decorative trim		3079-623	12/82	106.1	(⁹)	106.1	0	(⁹)
Supported and unsupported floor, wall and counter coverings		3079-6C	12/82	109.2	107.7	107.6	1.1	-1.1
Supported floor, wall, and counter coverings		3079-632	12/82	103.0	99.5	99.5	-3.4	0
Other unsupported floor, wall, and counter coverings		3079-639	12/82	111.8	110.5	110.2	2.4	-3
Plastic plumbing products		3079-6D	12/82	100.4	100.4	100.6	.2	.2
Plumbing fixtures		3079-654	12/82	100.4	100.4	100.6	.2	.2
Plastic pipes and fittings		3079-6E	12/82	99.5	105.0	100.2	-12.3	-4.6
Pipes		3079-657	12/82	93.7	98.9	94.3	-3.6	-4.7
Insulation (foam) including pipe and block		3079-6F	01/83	107.5	(⁹)	107.7	.2	(⁹)
Custom compounded purchased resins		3079-9	12/82	109.2	109.3	109.3	1.2	0
Custom compounded purchased resins		3079-911	12/82	109.2	109.3	109.3	1.2	0
Miscellaneous receipts		3079-M	12/82	106.6	107.3	107.1	-.2	-.2
Resales		3079-Z89	12/82	107.0	107.9	107.7	.5	-.2
Secondary products		3079-S	12/82	104.0	104.2	104.4	-.5	.2
Leather and leather products	31		12/84	103.2	103.9	104.2	1.8	.3
Leather tanning and finishing	3111		06/81	121.9	126.2	124.9	8.0	-1.0
Primary products		3111-P	06/81	122.0	126.2	124.6	7.7	-1.3
Finished cattle hide and kip side leather		3111-1	06/81	123.9	127.3	125.7	7.0	-1.3
Grains, except offal and wetting leather		3111-1A	06/81	125.9	129.6	127.8	7.4	-1.4
Upper leather, including patent		3111-137	06/81	117.5	122.8	120.9	6.7	-1.5
Dress and casual shoe, including all patent		3111-13711	06/81	117.5	122.3	120.5	7.6	-1.5
Other upper leather		3111-13712	06/81	117.7	125.3	122.6	1.8	-2.2
Other grains		3111-147	06/81	133.5	135.9	138.6	6.7	2.0
Finished splits		3111-1C	06/81	99.3	(⁹)	(⁹)	(⁹)	(⁹)
Finished sheep and lamb leather		3111-3	06/81	121.0	140.8	142.0	18.8	.9
Garment leather		3111-331	06/81	117.6	136.3	138.4	19.6	1.5
Rough, crust, and wet blue not finished in the same establishment		3111-5	06/81	107.5	111.1	100.3	6.5	-9.7
Receipts for contract tanning done for others on their materials		3111-9	06/81	115.3	116.2	116.1	8.2	-1.1
Boot and shoe cut stock and findings	3131		12/84	103.8	104.1	104.5	3.3	.4
Primary products		3131-P	12/84	104.4	104.7	105.2	3.7	.5
Outer soles and innersoles of leather		3131-116	12/84	103.2	103.2	103.7	5.2	.5
Other leather cut stock		3131-131	12/84	102.8	103.9	105.1	3.5	1.2
Non-leather stock and findings incl. heels		3131-191	12/84	105.8	105.8	105.8	3.3	0
Secondary products		3131-S	12/84	100.0	100.1	99.8	-.3	-.3
Footwear, except rubber	314		12/84	103.5	104.2	104.6	2.2	.4
House slippers	3142		06/85	108.8	108.8	109.1	6.5	.3
Primary products		3142-P	06/85	108.6	108.6	108.9	6.2	.3
House slippers, except slipper socks		3142-1	06/85	108.7	108.7	109.0	6.3	.3
Leather house slippers		3142-111	06/85	106.1	106.1	107.1	6.4	.9
Men's		3142-11133	06/85	106.0	106.0	106.4	6.8	.4
Women's		3142-11144	06/85	106.5	106.5	109.2	5.5	2.5
House slippers, except leather		3142-122	06/85	109.9	109.9	109.9	6.4	0
Men's		3142-12233	07/85	101.5	(⁹)	(⁹)	(⁹)	(⁹)
Women's		3142-12244	06/85	110.2	110.2	110.3	6.8	.1
Children's		3142-12255	08/85	101.2	(⁹)	(⁹)	(⁹)	(⁹)
Men's footwear	3143		12/80	115.6	116.1	116.2	2.8	.1
Primary products		3143-P	12/80	116.2	116.6	116.8	2.7	.2
Men's leather upper footwear		3143-1	12/80	117.1	117.6	117.8	2.6	.2
Men's leather upper dress and casual shoes		3143-111	12/80	113.6	114.0	114.1	1.9	.1
Men's leather upper boots		3143-112	12/80	117.0	118.2	118.5	2.4	.3
Men's leather upper work shoes or boots		3143-113	12/80	124.5	125.1	125.4	4.2	.2
Men's plastic upper footwear		3143-2	12/80	107.4	107.4	(⁹)	(⁹)	(⁹)
Men's plastic upper dress and casual shoes		3143-216	12/80	108.5	108.5	(⁹)	(⁹)	(⁹)
Men's other upper footwear		3143-3	03/81	(⁹)	(⁹)	109.8	(⁹)	(⁹)
Resales		3143-Z89	11/83	(⁹)	(⁹)	87.0	(⁹)	(⁹)
Secondary products		3143-S	12/80	114.2	114.1	114.1	1.2	0
Women's footwear	3144		12/80	103.7	105.3	105.7	.8	.4
Primary products		3144-P	12/80	102.8	104.3	104.7	.7	.4
Women's leather upper footwear		3144-1	12/80	101.8	103.6	104.2	1.3	.6
Women's leather upper dress shoes		3144-111	12/80	114.4	114.4	114.4	1.9	0
Women's leather upper casual shoes		3144-112	12/80	107.7	107.1	108.3	1.3	1.1
Women's leather upper sandals		3144-113	12/80	89.4	80.1	80.1	3.0	0
Women's leather upper boots		3144-114	12/80	(⁹)	(⁹)	107.3	-2.5	(⁹)
Women's plastic upper footwear		3144-2	12/80	104.7	104.9	104.7	-.7	-.2
Women's plastic upper dress shoes		3144-216	12/80	106.0	106.0	106.0	-2.5	0
Women's plastic upper casual shoes		3144-217	12/80	109.1	109.5	109.1	.2	-.4
Women's plastic upper sandals		3144-218	12/80	85.2	85.2	(⁹)	(⁹)	(⁹)
Women's other upper footwear		3144-3	12/80	(⁹)	(⁹)	108.7	(⁹)	(⁹)

See footnotes at end of table.

Table 5. Producer price indexes for the net output of selected industries and their products—Continued

Industry and product ¹	Industry code	Product code	Index base	Index			Unadjusted percent change to Jan. 1987 from —	
				Sep. 1986 ²	Dec. 1986 ²	Jan. 1987 ²	Jan. 1986	Dec. 1986
Women's footwear—Continued								
Women's other upper casual shoes		3144-323	12/80	(³)	(³)	105.5	(³)	(³)
Resales		3144-Z89	12/80	(³)	(³)	(³)	(³)	(³)
Secondary products		3144-S	12/80	120.2	125.4	125.6	2.3	0.2
Footwear, except rubber, n.e.c.	3149		12/79	117.2	117.7	119.4	2.5	1.4
Primary products		3149-P	12/79	115.5	116.2	117.3	1.7	.9
Youths' and boys' footwear		3149-1	12/79	(³)	(³)	121.6	(³)	(³)
Youths' and boys' leather upper footwear		3149-112	12/79	(³)	(³)	117.3	(³)	(³)
Misses' footwear		3149-2	12/79	101.8	101.8	101.8	.1	0
Misses' leather upper footwear		3149-215	12/79	107.9	107.9	107.9	0	0
Misses' nonleather upper footwear		3149-216	05/80	92.5	92.5	(³)	(³)	(³)
Children's footwear		3149-3	12/79	117.2	117.2	119.4	1.9	1.9
Children's leather upper footwear		3149-318	12/79	121.6	121.6	121.4	-.2	-.2
Children's nonleather upper footwear		3149-319	12/79	(³)	(³)	114.7	(³)	(³)
Infants' and babies' footwear		3149-4	12/79	122.1	122.1	122.0	.2	-.1
Infants' and babies' leather upper footwear		3149-421	12/79	123.4	123.4	123.3	.2	-.1
Athletic footwear, except rubber		3149-5	12/79	113.2	115.8	117.6	(³)	1.6
Athletic footwear designed for sports		3149-524	12/79	(³)	(³)	139.0	(³)	(³)
All other footwear, except rubber, n.e.c.		3149-6	12/79	114.4	114.3	115.4	2.9	1.0
Resales		3149-Z89	11/85	(³)	(³)	103.9	(³)	(³)
Secondary products		3149-S	12/79	124.0	124.0	127.0	5.0	2.4
Men's footwear		3143-S	12/80	103.6	103.6	103.9	2.0	.3
Women's footwear		3144-S	12/80	(³)	(³)	122.0	(³)	(³)
Other secondary products		3149-SSS	12/79	199.9	199.9	199.9	1.5	0
Leather gloves and mittens	3151		06/85	100.3	100.0	100.5	.3	.5
Primary products		3151-P	06/85	100.6	100.3	101.1	.9	.8
All leather dress and semidress gloves and mittens		3151-2	06/85	101.5	101.5	103.7	3.0	2.2
Other than block cut		3151-213	06/85	106.4	106.4	106.4	2.2	0
Men's and boys'		3151-21317	06/85	109.6	109.6	109.6	3.3	0
Women's and children's		3151-21357	06/85	100.0	100.0	100.0	0	0
All leather work gloves and mittens		3151-7	06/85	100.3	99.9	100.4	.4	.5
All grain, excluding welders		3151-781	06/85	100.5	100.3	101.6	1.7	1.3
All split, excluding welders		3151-783	06/85	100.6	99.8	99.6	-.5	-.2
Leather, except all grain and all split, including welders		3151-789	06/85	99.4	99.0	98.0	-2.4	-1.0
Miscellaneous receipts		3151-M						
Secondary products		3151-S	06/85	99.7	98.4	98.5	-1.8	.1
Luggage	3161		12/84	96.6	95.9	97.3	-4.7	1.5
Primary products		3161-P	12/84	96.6	95.7	97.1	-5.1	1.5
Hand luggage		3161-1	12/84	92.7	92.7	93.1	-8.3	.4
Women's hand luggage, all types except zippered		3161-112						
Men's hand luggage, all types except zippered		3161-113	12/84	106.0	106.0	106.9	4.1	.8
Hard side		3161-11335	12/84	105.8	105.8	108.7	3.1	2.7
Zippered hand luggage, men's and women's		3161-114	12/84	103.8	103.8	104.3	2.8	.5
Luggage other than hand luggage		3161-2	12/84	104.8	102.1	105.7	1.6	3.5
Occupational luggage cases, sample, binocular, and camera cases		3161-253	12/84	103.0	103.0	103.4	.7	.4
Briefcases and bags, school bags, envelopes, catalog cases, and zippered ring binders		3161-273	12/84	105.1	105.1	111.1	6.9	5.7
Musical instrument cases		3161-281	12/84	97.7	97.7	97.1	.3	-.6
Attache cases		3161-284	12/84	109.9	101.4	109.9	4.8	8.4
Other luggage, including non-canvas knapsacks		3161-298	12/84	97.6	97.6	97.7	-3.8	.1
Miscellaneous receipts		3161-M	12/84	98.4	98.4	100.0	-2.8	1.6
Resales		3161-Z89	12/84	98.3	98.3	99.8	-3.3	1.5
Secondary products		3161-S	12/84	93.6	94.9	96.9	-2	2.1
Handbags and other personal leather goods	317		12/84	104.7	104.8	105.0	1.3	.2
Women's and children's handbags and purses	3171		06/82	114.3	114.3	114.5	1.2	.2
Primary products		3171-P	06/82	115.5	115.5	115.5	.7	0
Women's and children's handbags and purses		3171-5	06/82	115.5	115.5	115.5	.7	0
All or chiefly leather		3171-511	06/82	112.1	112.1	112.1	1.4	0
All or chiefly plastic		3171-551	06/82	115.1	115.2	115.1	.3	-.1
Other materials, except precious metals		3171-571	06/82	123.6	(³)	123.6	.1	(³)
Secondary products		3171-S	06/82	107.5	107.5	108.7	4.1	1.1
Personal leather goods, except women's handbags and purses	3172		06/82	111.1	111.3	111.5	1.5	.2
Primary products		3172-P	06/82	111.7	111.9	111.9	.5	0
Personal leather goods, except women's handbags and purses		3172-5	06/82	111.7	111.9	111.9	.5	0
Billfolds, wallets, French purses and clutches		3172-5A	06/82	111.4	112.0	111.8	.5	-.2
Billfolds, wallets, French purses and clutches, leather		3172-511	06/82	110.1	110.7	110.5	.5	-.2
Billfolds and wallets		3172-51111	06/82	114.7	115.3	114.6	.1	-.6
French purses		3172-51122	06/82	103.3	104.8	105.2	2.1	.4
Clutches		3172-51133	06/82	107.5	107.5	107.5	0	0
Billfolds, wallets, French purses and clutches, except leather		3172-515	06/82	126.4	125.6	(³)	(³)	(³)
Travel kits		3172-531	06/82	157.7	157.7	157.7	3.3	0
Other personal goods, except leather		3172-597	06/82	112.6	112.6	112.6	0	0
Secondary products		3172-S	06/82	103.2	103.2	106.2	11.4	2.9

See footnotes at end of table.

Table 5. Producer price indexes for the net output of selected industries and their products—Continued

Industry and product ¹	Industry code	Product code	Index base	Index			Unadjusted percent change to Jan. 1987 from —	
				Sep. 1986 ²	Dec. 1986 ²	Jan. 1987 ²	Jan. 1986	Dec. 1986
Leather goods, n.e.c.	3199		06/85	101.4	101.1	100.9	0.3	-0.2
Primary products		3199-P	06/85	101.4	101.0	100.8	.3	-2
Saddlery and harness and accouterments		3199-131	06/85	100.5	99.5	99.5	0	0
Industrial leather belting/industrial leather products		3199-191	06/85	102.0	102.0	102.0	1.5	0
Industrial leather products		3199-19112	06/85	101.1	101.1	101.1	.4	0
Dog collars, leashes and other household pet accessories made of leather/leather-like material		3199-196	06/85	101.4	101.4	101.4	.4	0
Other leather/leather-like goods		3199-197	06/85	101.9	101.4	100.9	-.2	-.5
Secondary products		3199-S	06/85	101.9	102.9	102.2	1.7	-.7
Stone, clay, glass, and concrete products	32		12/84	103.9	103.8	104.1	.7	.3
Flat glass	3211		12/80	110.5	110.7	110.6	2.8	-.1
Primary products		3211-P	12/80	110.3	110.5	110.4	2.8	-.1
Other flat glass, made from glass produced in the same establishment ..		3211-4	12/80	103.3	103.3	103.3	.1	0
Sheet(window), plate and float glass		3211-5	12/80	108.6	109.0	108.6	5.1	-2
Glass and glassware, pressed or blown	322		12/84	106.6	106.3	107.2	2.8	.8
Glass containers	3221		06/82	111.9	111.9	111.6	2.9	-.3
Primary products		3221-P	06/82	112.1	112.1	111.8	2.9	-.3
Glass containers for domestic consumption		3221-1	06/82	112.1	112.1	111.8	2.9	-.3
Narrow neck containers		3221-11	06/82	111.3	111.3	110.9	2.4	-.4
Food		3221-111	06/82	109.3	109.3	107.4	2.9	-1.7
Medicinal and health		3221-112	06/82	117.0	117.0	117.0	6.1	0
Toiletries and cosmetics		3221-114	06/82	108.3	108.3	108.3	4.5	0
Non-alcoholic beverage		3221-115	06/82	110.5	110.5	110.0	1.9	-.5
Non-refillable		3221-1155	06/82	111.7	111.7	111.2	1.9	-.4
10 to 11.9 oz		3221-11552	06/82	111.4	111.4	(?)	(?)	(?)
16 to 16.9 oz		3221-11554	06/82	103.3	103.3	102.8	2.4	-.5
Beer		3221-116	06/82	108.9	108.9	108.9	-1.0	0
Non-refillable		3221-1166	06/82	109.9	109.9	109.9	0	0
Under 11 oz		3221-11661	06/82	111.1	111.1	111.1	0	0
12 to 15.9 oz		3221-11663	06/82	111.2	(?)	(?)	(?)	(?)
Liquor		3221-117	06/82	118.0	118.0	118.0	5.6	0
Wine		3221-119	06/82	113.8	(?)	(?)	(?)	(?)
Wide mouth containers		3221-13						
Food		3221-131	06/82	115.5	115.5	115.7	4.9	.2
Pressed and blown glass, n.e.c.	3229		06/83	109.2	108.3	111.3	2.6	2.8
Primary products		3229-P	06/83	109.3	108.4	111.4	2.6	2.8
Table, kitchen, art, and novelty glassware		3229-1	06/83	111.2	108.7	116.2	8.2	6.9
Machine made table, kitchen, art, and novelty glassware		3229-12	06/83	110.4	107.6	115.7	8.7	7.5
Tumblers (one piece excluding packers' tumblers)		3229-121	06/83	112.2	109.2	(?)	(?)	(?)
Pressed tumblers		3229-12101	06/83	106.0	106.7	(?)	(?)	(?)
Tableware		3229-123	06/83	105.5	105.5	(?)	(?)	(?)
Ornamental, decorative, and novelty glassware and smokers' accessories		3229-128	06/83	107.0	108.3	114.1	6.9	5.4
Handmade table, kitchen, art, and novelty glassware		3229-13	06/83	121.8	121.8	122.8	1.7	.8
Stemware		3229-132	06/83	127.6	(?)	(?)	(?)	(?)
Tableware		3229-133	06/83	117.3	(?)	(?)	(?)	(?)
Other handmade, including ornamental, decorative, novelty and smokers' accessories		3229-138	06/83	117.1	117.1	120.4	2.8	2.8
Lighting and electronic glassware		3229-2	06/83	106.6	106.6	105.9	0	-.7
Bowls and enclosing globes and other glass parts for interior lighting		3229-237	06/83	114.6	114.6	116.9	3.8	2.0
Transfers and shipments of partially fabricated lighting and electronic glassware		3229-299	06/83	109.9	(?)	(?)	(?)	(?)
Glass fiber-textile type		3229-3	06/83	102.7	103.4	103.6	-3.6	.2
Other pressed and blown glassware		3229-4	06/83	122.4	122.6	123.2	1.6	.5
Industrial and technical glassware		3229-425	06/83	125.2	125.2	126.7	2.8	1.2
Secondary products		3229-S	06/83	106.5	106.5	106.5	0	0
Products of purchased glass	3231		06/83	108.0	108.6	109.2	.9	.6
Primary products		3231-P	06/83	107.8	108.4	109.1	.9	.6
Laminated glass		3231-3	06/83	102.4	102.4	102.5	-4.6	.1
Laminated plate and float, 1/4 inch and under		3231-311	06/83	102.3	102.3	102.3	-4.7	0
Automotive		3231-31121	06/83	102.6	102.6	102.6	-4.9	0
Non-automotive		3231-31123	06/83	98.4	98.4	98.4	-2.7	0
Laminated plate and float, over 1/4 inch		3231-331	07/83	105.7	105.7	107.5	.1	1.7
Mirrors		3231-5	06/83	107.8	108.4	109.3	2.6	.8
Unframed mirrors (decorated or undecorated)		3231-5B	06/83	107.6	108.3	110.3	3.1	1.8
Plate and float glass		3231-561	06/83	103.6	104.5	106.6	3.7	2.0
Automotive rearview mirrors		3231-571	06/83	107.1	(?)	108.1	1.6	(?)
Pressed and blown glassware, made from glass purchased or transferred from other establishments		3231-7	06/83	109.0	110.0	109.6	.8	-.4
Consumer glassware		3231-711	06/83	117.1	119.3	117.9	.7	-1.2
Other glassware, including scientific, laboratory, industrial, etc.		3231-751	06/83	105.4	106.2	106.2	1.1	0
Other glass products, made from glass purchased or transferred from other establishments		3231-8	06/83	109.1	109.7	111.2	2.3	1.4

See footnotes at end of table.

Table 5. Producer price indexes for the net output of selected industries and their products—Continued

Industry and product ¹	Industry code	Product code	Index base	Index			Unadjusted percent change to Jan. 1987 from —	
				Sep. 1986 ²	Dec. 1986 ²	Jan. 1987 ²	Jan. 1986	Dec. 1986
Products of purchased glass—Continued								
Multiple-glazed, sealed insulating glass units		3231-871	06/83	108.8	108.8	115.8	6.4	6.4
Tempered glass for automotive use		3231-881	06/83	117.1	117.1	117.1	0	0
Tempered glass for architectural and construction purposes		3231-883	06/83	98.2	98.6	99.2	1.7	.6
Tempered glass for other uses, such as appliances		3231-889	06/83	113.0	111.9	112.1	-.8	.2
Other flat glass products		3231-898	06/83	106.2	108.4	108.4	3.4	0
Secondary products		3231-S	06/83	112.0	112.7	113.0	1.1	.3
Hydraulic cement								
3241			06/82	102.7	99.1	100.9	-3.9	1.8
Primary products		3241-P	06/82	102.7	99.1	100.9	-3.9	1.8
Portland cement		3241-1	06/82	102.8	99.9	101.8	-3.5	1.9
Normal portland cement, ASTM Type I		3241-111	06/82	101.9	100.3	100.1	-3.8	-2
Northeast region		3241-1111						
Middle Atlantic division		3241-11112	06/82	120.5	117.9	117.7	-2.5	-2
North Central region		3241-1112	06/82	108.6	109.0	107.9	-3.6	-1.0
East North Central division		3241-11121	06/82	110.9	111.5	113.2	-5.0	1.5
West North Central division		3241-11122	06/82	105.5	105.5	100.7	-1.4	-4.5
South region		3241-1113	06/82	95.0	91.2	91.5	-6.6	.3
South Atlantic division		3241-11131	06/82	107.1	107.1	107.1	1.1	0
East South Central division		3241-11132	06/82	110.3	(?)	110.7	3.3	(?)
West South Central division		3241-11133	06/82	76.0	67.0	67.5	-21.6	.7
West region		3241-1114	06/82	90.9	90.9	90.9	-1	0
Pacific division		3241-11142	06/82	88.3	(?)	88.3	-3	(?)
Moderate heat of hydration (moderate sulfate resistance), ASTM Type II		3241-112	06/82	108.5	100.4	110.5	-7	10.1
Northeast region		3241-1121	06/82	113.7	113.6	110.4	-9.1	-2.8
Middle Atlantic division		3241-11212	06/82	118.6	118.6	115.2	-9.1	-2.9
West region		3241-1124	06/82	96.5	96.0	96.1	-4.1	.1
Pacific division		3241-11242	06/82	93.1	92.4	92.6	-6.8	.2
High early strength, ASTM Type III		3241-113	06/82	97.0	92.9	93.3	-10.9	.4
Other portland cements		3241-117	06/82	95.9	96.6	96.5	-7.6	-1
Other cements		3241-2	06/82	100.9	89.5	90.5	(?)	1.1
Structural clay products								
325			12/84	104.7	104.3	104.8	1.0	.5
Brick and structural clay tile								
3251			12/84	105.7	105.2	106.0	1.4	.8
Primary products		3251-P	12/84	105.8	105.2	106.2	1.4	1.0
Brick, except ceramic glazed and refractory		3251-1	12/84	105.9	105.2	106.2	1.4	1.0
Building or common, and face brick		3251-111	12/84	105.9	105.2	106.2	1.4	1.0
Building or common brick		3251-11101	12/84	113.7	113.7	114.5	3.4	.7
Face brick		3251-11102	12/84	103.9	103.1	104.1	.9	1.0
Other brick (paving, floor, and sewer)		3251-119	12/84	106.9	106.9	109.0	2.5	2.0
Secondary products		3251-S	12/84	113.6	115.1	114.9	8.1	-2
Ceramic wall and floor tile								
3253			06/85	102.6	102.2	102.8	1.9	.6
Primary products		3253-P	06/85	103.3	102.7	103.5	2.3	.8
Ceramic mosaic		3253-11	06/85	100.7	98.2	98.6	-5	.4
Unglazed		3253-112	06/85	100.7	98.2	98.6	-5	.4
Quarry tile		3253-12	06/85	104.3	102.2	101.0	-9	-1.2
Unglazed		3253-122	06/85	104.8	102.5	101.1	-11	-1.4
Glazed wall tile		3253-131	06/85	103.6	103.8	105.3	3.8	1.4
Other tile incl. paver, special purpose, decorative thin wall, etc.		3253-14	06/85	102.7	102.7	102.7	1.5	0
Glazed		3253-141	06/85	102.0	102.0	102.0	1.7	0
Clay refractories								
3255			12/85	99.9	99.8	99.8	-.8	0
Primary products		3255-P	12/85	100.2	99.8	99.8	-.5	0
Bricks and shapes		3255-1	12/85	100.2	99.9	99.8	-.8	-1
Fireclay (including semisilica) brick and clay except superduty		3255-111	12/85	100.0	99.3	99.1	-.9	-2
High alumina inc. high alumina ladle brick, 50% alumina and over		3255-113	12/85	98.6	98.1	98.0	-2.0	-1
Insulating firebrick and shapes		3255-116	12/85	102.0	102.0	102.0	(?)	0
2300 degrees F to 2799 degrees F		3255-11612	12/85	102.6	102.6	(?)	(?)	(?)
Clay kiln furniture, radiant heater elements, potters' supplies & oth. misc. shaped items		3255-117	12/85	106.3	105.8	106.1	2.7	.3
Unshaped clay refractories		3255-2	12/85	100.1	98.9	98.9	-1.1	0
Refractory bonding mortars, wet and dry, less than 50% alumina		3255-211	12/85	100.0	100.0	100.0	(?)	0
Plastic refractories and ramming mixes, less than 50% alumina		3255-213	12/85	100.5	95.7	95.7	-4.3	0
High alumina plastic refractories and ramming mixes, 50% alumina and over		3255-214	12/85	100.0	100.0	100.0	(?)	0
Castable refractories (hydraulic setting)		3255-3	12/85	100.2	99.3	99.3	-.7	0
Castable refractories, less than 50% alumina		3255-311	12/85	100.0	100.0	100.0	0	0
High alumina castable refractories		3255-312	12/85	100.0	100.0	100.0	0	0
Insulating castables (density up to 105 lbs./cu.ft.) and insulating gunning mixes		3255-313	12/85	100.9	100.9	100.9	.9	0
Secondary products		3255-S	12/85	102.9	105.0	104.7	1.9	-3
Structural clay products, n.e.c.								
3259			12/85	103.7	103.3	103.7	3.0	.4
Primary products		3259-P	12/85	104.2	103.8	104.1	3.3	.3
Vitrified clay sewer pipe and fittings		3259-1	12/85	105.4	106.1	106.3	5.0	.2
Other structural clay products, n.e.c.		3259-2	12/85	101.5	98.6	99.4	-.6	.8
Clay roofing tile		3259-225	12/85	100.6	93.5	95.4	-4.6	2.0
Other structural clay products incl. terra cotta, drain and flue tile, conduit and adobe		3259-298	12/85	102.2	102.2	102.2	2.2	0

See footnotes at end of table.

Table 5. Producer price indexes for the net output of selected industries and their products—Continued

Industry and product ¹	Industry code	Product code	Index base	Index			Unadjusted percent change to Jan. 1987 from —	
				Sep. 1986 ²	Dec. 1986 ²	Jan. 1987 ²	Jan. 1986	Dec. 1986
Pottery and related products	326		12/84	103.4	103.2	103.3	0.9	0.1
Vitreous plumbing fixtures	3261		06/85	102.4	101.1	101.2	.5	.1
Primary products		3261-P	06/85	102.8	101.1	101.2	.4	.1
Lavatories, china and earthenware		3261-111	06/85	101.4	100.3	100.8	.6	.5
Water closet bowls		3261-121	06/85	103.7	102.3	102.5	1.6	.2
Siphon jet		3261-12101	06/85	104.6	103.2	103.2	2.1	0
Flush tanks		3261-131	06/85	102.7	99.8	99.5	-1.5	-3
Other china plumbing fixtures incl. other w.c. bowls, bidets, drinking fountains, sinks, etc.		3261-151	06/85	102.9	101.3	102.0	-.1	.7
China and earthenware plumbing fixture accessories and fittings		3261-2	06/85	102.3	102.3	102.3	2.3	0
China and earthenware plumbing fixture accessories and fittings		3261-211	06/85	102.3	102.3	102.3	2.3	0
Secondary products		3261-S	06/85	100.3	100.9	100.9	.6	0
Vitreous china food utensils	3262		12/83	113.7	114.6	115.2	4.7	.5
Primary products		3262-P	12/83	113.5	114.6	114.7	4.4	.1
Vitreous china and porcelain table and kitchen utensils		3262-1						
Tableware (for serving food and drink)		3262-11	12/83	113.5	114.6	114.7	4.4	.1
Household tableware		3262-114	01/84	111.4	111.4	111.4	5.7	0
Hotel or commercial tableware		3262-118	12/83	113.6	115.2	115.4	3.8	.2
Secondary products		3262-S	12/83	114.6	114.6	116.9	5.6	2.0
Other secondary products		3262-SSS	12/83	114.6	114.6	116.9	5.6	2.0
Porcelain electrical supplies	3264		12/85	99.5	99.4	99.3	-.7	-.1
Primary products		3264-P	12/85	99.4	99.3	99.1	-1.0	-.2
Porcelain, steatite and other ceramic electrical products		3264-1	12/85	99.4	99.3	99.1	-1.0	-.2
High-voltage pin-type insulators and line posts		3264-113	12/85	92.8	95.8	95.8	-.5	0
Suspension type insulators: 7 1/2 inch disc and smaller		3264-114	12/85	102.8	101.8	104.5	1.7	2.7
Switch and bus insulators, including cap and pin and post types		3264-116	12/85	96.2	96.8	94.5	-6.0	-2.4
All other, including guy strain insulators and spools		3264-117	12/85	102.7	101.8	101.8	-.2	0
High-voltage porcelain (wet process) shipped as components for elect. equipment		3264-118	12/85	99.3	100.8	100.8	(³)	0
Dry process electrical porcelain incl. parts for radio sets, spark plugs, cleats, etc.		3264-129	12/85	100.0	100.0	(³)	(³)	(³)
Steatite electrical products		3264-141	12/85	101.9	101.9	101.9	2.5	0
Beryllia, titanate, and other ceramic electrical products n.e.c.		3264-198	12/85	100.4	101.6	(³)	(³)	(³)
Secondary products		3264-S	12/85	100.0	100.0	100.2	.2	.2
Pottery products, n.e.c., including fine earthenware food utensils	3268		12/83	104.0	104.5	104.7	1.2	.2
Primary products		3268-P	12/83	104.4	104.9	105.3	1.4	.4
Art, decorative and novelty pottery		3268-1	12/83	107.8	107.8	109.2	.9	1.3
China and porcelain		3268-111	12/83	113.7	113.7	116.9	2.8	2.8
Earthenware and stoneware		3268-131	12/83	103.1	103.1	103.1	-.8	0
Stoneware and fine earthenware food utensils, household and commercial		3268-2	12/83	99.2	100.0	98.7	-.5	-1.3
Tableware		3268-211	12/83	91.7	92.1	90.5	-1.0	-1.7
Kitchenware		3268-212	12/83	111.6	113.2	112.3	.3	-.8
Other pottery products, n.e.c.		3268-3	12/83	107.8	108.9	110.3	5.7	1.3
All other pottery products, incl. chemical stoneware & porcelain, n.e.c.		3268-315	12/83	110.9	111.3	111.6	4.3	.3
Secondary products		3268-S	08/84	101.1	101.1	(³)	(³)	(³)
Concrete, gypsum, and plaster products	327		12/84	103.8	103.9	104.1	-.1	.2
Concrete block and brick	3271		06/81	118.2	118.2	119.4	3.6	1.0
Primary products		3271-P	06/81	120.1	119.9	121.6	4.1	1.4
Concrete block and brick		3271-1	06/81	120.1	119.9	121.6	4.1	1.4
Structural block, aggregate		3271-11	06/81	120.6	120.5	122.3	4.4	1.5
Lightweight units made with concrete weighing less than 105 lb. per cu. ft. (dry weight)		3271-111	06/81	121.8	121.8	122.6	3.6	.7
Stretcher units, aggregate		3271-1111	06/81	122.0	121.9	122.9	4.1	.8
Stretcher units: 8"x8"x16"		3271-11111	06/81	114.9	114.9	114.9	1.3	0
Stretcher units, other sizes n.e.c.		3271-11112	06/81	123.7	123.7	125.0	4.8	1.1
Other lightweight units, any size, n.e.c.		3271-1112	06/81	120.7	121.0	121.0	1.3	0
Medium weight units made with concrete weighing > 105 lb. but < 125 lb. per cu. ft. (dry weight)		3271-115						
Stretcher units, aggregate		3271-1151	06/81	120.3	120.3	125.8	5.2	4.6
Stretcher units, 8"x8"x16"		3271-11511	06/81	120.4	120.4	121.8	4.1	1.2
Normal weight units made with concrete weighing at least 125 lb. per cu. ft. (dry weight)		3271-117	06/81	118.5	118.4	120.2	5.5	1.5
Stretcher units, aggregate		3271-1171	06/81	117.0	116.9	118.7	5.6	1.5
Stretcher units, 8"x8"x16"		3271-11711	06/81	114.7	114.8	115.5	4.6	.6
Stretcher units, other sizes n.e.c.		3271-11712	06/81	117.6	117.4	119.5	5.8	1.8
Other normal weight units, any size, n.e.c.		3271-1172	06/81	126.9	127.1	128.6	4.8	1.2
Decorative block (such as screen block, split block, slump block, shadowal block, etc.)		3271-121	06/81	114.2	114.2	116.1	6.0	1.7
Concrete brick		3271-151	06/81	120.4	115.8	(³)	(³)	(³)
Paving blocks		3271-161	06/81	109.3	109.3	109.3	0	0
Miscellaneous receipts		3271-M	06/81	108.9	109.4	109.3	1.8	-.1
Miscellaneous receipts and contract work		3271-XY9	06/81	119.9	119.9	119.9	3.6	0
Resales		3271-Z89	06/81	108.3	108.8	108.8	1.7	0
Secondary products		3271-S	06/81	126.2	126.4	126.2	2.6	-.2

See footnotes at end of table.

Table 5. Producer price indexes for the net output of selected industries and their products—Continued

Industry and product ¹	Industry code	Product code	Index base	Index			Unadjusted percent change to Jan. 1987 from —	
				Sep. 1986 ²	Dec. 1986 ²	Jan. 1987 ²	Jan. 1986	Dec. 1986
Concrete products	3272		12/79	122.7	123.4	123.7	0.4	0.2
Primary products		3272-P	12/79	122.4	123.2	123.5	.4	.2
Concrete pipe		3272-1	12/79	122.2	122.5	123.4	1.3	.7
Culvert and storm sewer pipe		3272-16	12/80	108.4	108.9	109.8	1.9	.8
Reinforced		3272-161	12/79	118.0	118.6	119.7	2.0	.9
Sanitary sewer pipe		3272-17						
Reinforced		3272-171	12/79	144.8	(³)	146.7	1.3	(³)
Precast concrete products		3272-2	12/79	127.7	129.1	129.3	.7	.2
Slabs and tile		3272-213	07/85	(³)	(³)	95.3	(³)	(³)
Wall panels		3272-223	11/84	(³)	(³)	101.2	(³)	(³)
Burial vaults and boxes		3272-234	12/79	134.4	136.9	136.9	1.9	0
Concrete septic tanks		3272-261	12/79	130.7	130.7	130.7	0	0
Other precast concrete products		3272-281	12/79	129.2	131.2	131.1	1.4	-1
Prestressed concrete products, excluding pipe		3272-3	12/79	114.5	115.1	115.1	-1.5	0
Tees and channels		3272-311	12/79	(³)	(³)	100.0	(³)	(³)
Concrete bridge beams		3272-325	12/79	131.3	(³)	134.0	3.2	(³)
Solid and hollow cored panels		3272-331	12/79	(³)	(³)	119.0	(³)	(³)
Miscellaneous receipts		3272-M	12/79	115.2	115.2	115.2	-1.5	0
Contract work and other miscellaneous receipts		3272-XY9	12/79	128.4	128.4	(³)	(³)	(³)
Resales		3272-Z89	12/79	109.5	(³)	(³)	(³)	(³)
Secondary products		3272-S	12/79	142.1	142.1	142.1	2.2	0
Ready mixed concrete	3273		06/81	108.4	109.1	109.2	-.3	.1
Primary products		3273-P	06/81	108.6	108.2	108.1	-.7	-.1
Ready mixed concrete		3273-111	06/81	108.6	108.2	108.1	-.7	-.1
Miscellaneous receipts		3273-M	06/81	116.7	116.7	117.3	.5	.5
Resales		3273-Z89	06/81	106.2	106.2	107.1	.8	.8
Secondary products		3273-S	06/81	112.7	113.2	114.0	2.8	.7
Lime	3274		12/85	101.0	101.1	100.9	1.1	-2
Primary products		3274-P	12/85	101.1	101.2	101.0	1.2	-2
Quicklime		3274-111	12/85	100.9	100.8	100.7	1.0	-1
Hydrated lime		3274-151	12/85	100.6	101.4	100.6	.6	-8
Gypsum products	3275		06/81	127.2	129.6	128.6	-4.3	-8
Primary products		3275-P	06/81	130.3	132.7	131.6	-4.6	-8
Plasters and bases		3275-1	06/81	(³)	(³)	139.9	(³)	(³)
1/2 inch regular gypsum board		3275-225	06/81	130.2	133.1	131.3	-6.7	-1.4
Type X gypsum board		3275-315	06/81	128.7	133.5	131.5	-7.4	-1.5
Cut stone and stone products	3281		12/84	108.0	107.8	107.9	5.5	.1
Primary products		3281-P	12/84	108.6	108.4	108.4	5.8	0
Dressed dimension granite, including gneiss, syenite, diorite, and cut granite		3281-1	12/84	102.3	102.0	102.0	-1.1	0
Building stone		3281-113	12/84	92.9	92.9	92.9	-7.1	0
Monumental stone		3281-135	12/84	105.4	105.1	105.1	1.2	0
Other granite products such as paving blocks and curbing		3281-198	12/84	101.6	100.8	100.8	-3.0	0
Dressed dimension limestone, including dolomite, travertine, calcareous tufa, and cut limestone		3281-2	12/84	107.7	107.7	107.7	4.8	0
Building stone		3281-213	12/84	107.7	107.7	107.7	4.8	0
Dressed dimension marble and other stone		3281-3	12/84	122.6	122.6	122.6	21.4	0
Building stone, monumental stone, and other marble products		3281-337	12/84	131.6	131.6	131.6	30.7	0
Building stone		3281-33713	12/84	150.7	150.7	150.7	(³)	0
Monumental stone		3281-33715	12/84	101.7	101.7	101.7	1.8	0
Other stone, such as slate, sandstone, gabbro, basalt, and other dressed stone products		3281-398	12/84	110.7	110.7	(³)	(³)	(³)
Abrasives, asbestos, and miscellaneous nonmetallic mineral products	329		12/84	102.0	102.2	101.8	0	-.4
Abrasive products	3291		12/80	123.4	122.9	123.1	1.5	.2
Primary products		3291-P	12/80	122.0	121.4	121.4	1.1	0
Nonmetallic synthetic sized grain and flour abrasives		3291-1	12/80	90.5	87.9	(³)	(³)	(³)
Aluminum oxide		3291-119	12/80	69.6	(³)	(³)	(³)	(³)
Other, including alumina zirconia		3291-129	12/80	110.2	101.2	(³)	(³)	(³)
Nonmetallic bonded abrasive products, including diamond abrasives		3291-2	12/80	125.9	125.9	125.9	.2	0
Synthetic and natural bonded abrasives, all grinding shapes, resinoid and shellac bond		3291-2A	12/80	125.5	125.5	125.5	0	0
Reinforced		3291-237	12/80	130.1	130.1	130.1	0	0
Nonreinforced		3291-242	12/80	121.9	121.9	121.9	-2	0
Synthetic and natural bonded abrasives, all grinding shapes, rubber and other bond		3291-2B	12/80	141.9	141.9	141.9	0	0
Rubber bond		3291-244	12/80	144.1	144.1	144.1	.1	0
Other bond		3291-265	12/80	118.3	118.3	118.3	0	0
Diamond and cubic boron nitride wheel		3291-2C	12/80	106.7	106.7	106.7	.8	0
Metal bond		3291-262	12/80	115.6	115.6	115.6	1.2	0
Other bond		3291-264	12/80	97.3	97.3	97.3	.1	0
Synthetic and natural bonded abrasives, all grinding shapes, vitrified bond		3291-231	12/80	134.5	134.5	134.5	0	0

See footnotes at end of table.

Table 5. Producer price indexes for the net output of selected industries and their products—Continued

Industry and product ¹	Industry code	Product code	Index base	Index			Unadjusted percent change to Jan. 1987 from —	
				Sep. 1986 ²	Dec. 1986 ²	Jan. 1987 ²	Jan. 1986	Dec. 1986
Abrasive products—Continued								
Other synthetic & natural nonmetallic abrasives & abrasive products, except coated abrasives		3291-298	12/80	112.6	112.6	112.6	0	0
Nonmetallic coated abrasive products and buffing wheels, polishing wheels and laps		3291-3	12/80	139.2	139.1	139.2	3.3	.1
Cloth belts, any abrasive		3291-3D	12/80	143.4	143.4	143.4	3.1	0
Resin and waterproof bond		3291-316	12/80	143.1	143.1	143.1	3.1	0
Other cloth shapes, any abrasive		3291-3E	12/80	140.6	140.4	140.4	4.8	0
Glue bond		3291-314	12/80	152.6	152.6	152.6	8.3	0
Resin and waterproof bond		3291-318	12/80	132.7	132.3	132.3	2.2	0
Other, incl. paper-cloth comb., vulcanized fiber/cloth comb., vulcanized fibers, etc.		3291-339	12/80	136.4	136.4	136.4	2.1	0
Buffing and polishing wheels and laps, any material, containing no abrasives		3291-371	12/80	126.9	126.9	126.6	2.7	1.3
Metal abrasives, including scouring pads		3291-4	12/80	122.2	122.2	122.2	-1.1	0
Metal soap pads, scouring pads, and other metal abrasives		3291-459	12/80	133.3	133.3	133.3	-1.9	0
Miscellaneous receipts		3291-M						
Secondary products		3291-S	12/80	121.8	121.8	123.2	1.1	1.1
Asbestos products								
Primary products	3292	3292-P	12/85	96.0	96.8	97.7	-2.8	-1.1
Asbestos friction materials		3292-2	12/85	95.2	96.3	97.1	-3.5	-1.2
Molded brake linings containing asbestos, including all nonwoven types		3292-215	12/85	100.0	100.0	99.9	1.1	-1
Asbestos disc brake pads		3292-215	12/85	99.9	(²)	100.6	2.7	(²)
Asbestos textiles, asbestos insulation, and other asbestos and asbestos-cement products		3292-221	12/85	100.2	(²)	96.8	(²)	(²)
Secondary products		3292-9	12/85	91.7	97.0	95.0	(²)	-2.1
		3292-S	12/85	101.9	101.9	101.9	1.9	0
Gaskets, packing, and sealing devices								
Primary products	3293	3293-P	12/85	101.3	101.1	101.3	1.1	.2
Gaskets and gasketing materials		3293-2	12/85	101.3	101.1	101.4	1.3	.3
Asbestos, compressed (all types of binders)		3293-2	12/85	101.7	101.0	101.7	1.3	.7
Cork and cork rubber		3293-213	12/85	99.8	98.1	98.1	(²)	0
Rubber (elastomeric)		3293-221	12/85	100.2	100.2	100.2	.2	0
Metallic		3293-231	12/85	101.7	101.7	102.3	1.4	.6
Other nonmetallic gaskets, including fluorocarbon gaskets and sheets		3293-251	12/85	103.1	101.3	103.1	2.7	1.8
Packing and sealing devices		3293-298	12/85	99.9	99.9	99.9	-1	0
Packing and seals, rubber		3293-3	12/85	101.1	101.2	101.2	1.2	.0
Oil and grease seals, radial lip type		3293-311	12/85	101.1	101.2	101.3	1.3	.1
Lip-type molded packing, single and multiple units (flange, cup, U-ring, V-ring, etc.)		3293-31121	12/85	100.0	100.0	100.0	0	0
All other molded packing and seals		3293-31131	12/85	102.8	104.4	104.4	4.4	0
Plastics packing and seals, including o-rings		3293-31139	12/85	101.4	101.0	101.0	1.0	0
Packing, except leather, rubber, metal, and plastics		3293-341	12/85	100.0	100.0	100.0	0	0
Compression packing for sealing, moving and nonmoving parts		3293-362	12/85	101.1	101.1	101.1	1.1	0
All other packing and seals		3293-36261	12/85	100.5	(²)	100.5	(²)	(²)
Axial mechanical seals		3293-36269	12/85	101.4	101.4	101.4	1.4	0
Miscellaneous receipts		3293-371	12/85	101.7	101.7	101.7	1.7	0
Secondary products		3293-M	12/85	100.0	100.1	100.1	.1	0
		3293-S	12/85	101.5	101.5	101.6	.1	.1
Minerals and earths ground or treated								
Primary products	3295	3295-P	06/85	101.2	101.3	101.3	.6	0
Minerals and earths ground or treated		3295-1	06/85	101.3	101.4	101.4	.7	0
Lightweight aggregate, expanded clay, slag, perlite, haydite, pumice and diatomaceous earth		3295-111	06/85	101.3	101.4	101.4	.7	0
Slag, including crushed and ground		3295-131	06/85	103.0	103.0	103.1	0	.1
Natural graphite, ground, refined or blended		3295-181	06/85	101.1	101.0	101.0	2.5	0
Clay, including ground crude fire clay, high alumina clay, and silica fire clay		3295-184	06/85	104.0	103.6	102.0	.8	-1.5
Other minerals and earths, ground or treated, incl. feldspar, roof granules and barite		3295-198	06/85	103.8	103.8	103.8	2.6	0
Secondary products		3295-S	06/85	101.0	101.0	101.0	.2	0
		3295-S	06/85	100.9	100.6	100.0	.3	-6
Mineral wool								
Primary products	3296	3296-P	12/81	106.5	106.9	105.3	-1.5	-1.5
Mineral wool for structural insulation		3296-1	12/81	106.7	107.1	105.4	-1.6	-1.6
Loose fiber and granulated fiber		3296-111	12/81	97.4	98.1	95.8	-2.5	-2.3
Building batts, blankets, and rolls		3296-135	12/81	90.5	89.9	89.9	-4.8	0
R-11.0 to R-18.9		3296-13535	12/81	102.5	103.7	101.1	-2.0	-2.5
Mineral wool for industrial, equipment, and appliance insulation		3296-2	12/81	105.9	106.2	(²)	(²)	(²)
Molded insulation (such as special automotive, appliance, and aerospace items)		3296-245	12/81	124.1	124.2	123.7	0	-4
Blocks and boards		3296-251	12/81	109.4	109.4	(²)	(²)	(²)
Pipe insulation		3296-261	12/81	106.8	(²)	102.1	-9.6	(²)
Acoustical, including pads, boards, patches, etc.		3296-283	12/81	91.9	(²)	92.9	-7	(²)
Other mineral wool for insulation		3296-298	04/82	115.0	(²)	(²)	(²)	(²)
Secondary products		3296-S	12/81	128.6	126.2	126.8	-2.9	.5
		3296-S	12/81	106.4	106.4	(²)	(²)	(²)
Nonclay refractories								
	3297		12/85	100.5	99.7	100.0	-1	.3

See footnotes at end of table.

Table 5. Producer price indexes for the net output of selected industries and their products—Continued

Industry and product ¹	Industry code	Product code	Index base	Index			Unadjusted percent change to Jan. 1987 from —	
				Sep. 1986 ²	Dec. 1986 ²	Jan. 1987 ²	Jan. 1986	Dec. 1986
Nonclay refractories—Continued								
Primary products		3297-P	12/85	100.5	99.6	99.9	-0.2	0.3
Bricks and shapes		3297-1	12/85	100.4	99.1	99.4	-.7	.3
Magnesite and magnesite-chrome bricks and shapes		3297-112	12/85	100.1	99.5	99.8	-.2	.3
Other, including basic pouring pit refractories		3297-11213	12/85	100.1	100.5	100.4	.4	-.1
Mullite bricks and shapes, made predominantly of fused or synthetic mullite		3297-115	12/85	100.0	100.0	101.0	(³)	1.0
All other bricks and shapes, including dolomite, dolomite-magnesite and carbon refractories		3297-121	12/85	101.1	101.1	101.1	(³)	0
Mortars		3297-2	12/85	110.5	110.5	110.5	(³)	0
Plastic refractories & ramming mixes, wet & dry, and castables of nonhydraulic setting type		3297-4	12/85	100.0	100.0	100.0	0	0
Basic castables, plastics and ramming mixes (wet and dry types)		3297-411	12/85	100.0	100.0	100.0	0	0
Gunning mixes, basic and other		3297-5	12/85	100.0	100.0	100.0	0	0
Other nonclay refractory materials in lump or ground form		3297-6	12/85	100.7	100.7	101.7	1.0	1.0
All other domestic shipments as refractory raw materials		3297-612	12/85	100.0	100.0	100.0	0	0
Secondary products		3297-S	12/85	100.6	100.6	100.6	.6	0
Nonmetallic mineral products, n.e.c.								
Primary products	3299	3299-P	12/85	99.7	99.8	100.2	.8	.4
Mica products		3299-1	12/85	100.1	100.5	100.9	(³)	.4
Statuary and art goods (factory made)		3299-2	12/85	100.7	100.7	101.7	1.7	1.0
Other nonmetallic mineral products		3299-3	12/85	99.5	99.6	100.0	.8	.4
Secondary products		3299-S	12/85	100.3	100.0	100.3	(³)	.3
Primary metal industries								
	33		12/84	97.2	97.1	97.7	.7	.6
Blast furnaces, steel works, and rolling and finishing mills								
	331		12/84	95.5	95.4	96.2	1.4	.8
Blast furnaces and steel mills								
	3312		06/82	100.2	100.0	101.0	1.5	1.0
Primary products		3312-P	06/82	99.7	99.3	100.3	1.0	1.0
Open die or smith forgings (hammer or press), ferrous		3312-B	06/82	89.3	89.0	89.0	-2.3	0
Alloy steel, excluding stainless and hi-temp		3312-B63	06/82	93.7	93.3	93.3	.5	0
Other steel mill products, except wire products		3312-C	06/82	96.8	95.7	95.8	-2.5	.1
Coke oven and blast furnace products		3312-1	06/82	87.4	85.2	83.3	-10.4	-2.2
Coke oven products		3312-1A	06/82	83.0	80.1	77.4	-14.9	-3.4
Coke, except screenings and breeze		3312-111	06/82	86.8	82.8	79.4	-10.8	-4.1
Furnace coke		3312-11111	06/82	83.5	78.5	73.9	-14.4	-5.9
Foundry coke		3312-11112	06/82	96.9	95.7	95.6	-.2	-.1
Screenings and breeze		3312-112	06/82	94.3	94.3	91.1	-1.2	-3.4
Crude tar		3312-151	06/82	61.9	61.9	61.9	-38.8	0
Blast furnace products		3312-1B	06/82	98.5	98.1	98.3	0	.2
Steel ingots and semifinished shapes and forms		3312-2	06/82	98.9	98.6	99.5	.5	.9
Semifinished products (excluding wire rods), carbon		3312-213						
Billets, carbon		3312-21311	06/82	98.3	98.3	100.2	1.9	1.9
Wire rods, carbon		3312-219	06/82	95.5	94.9	94.9	-.2	0
Semifinished products (excluding wire rods), alloy		3312-236	06/82	105.7	105.7	105.7	0	0
Billets, alloy		3312-23611	06/82	90.1	90.1	90.1	0	0
Semifinished products (excluding wire rods), stainless		3312-256	06/82	96.7	(³)	96.3	-4.5	(³)
Wire rods, stainless		3312-259	06/82	96.6	96.6	96.6	0	0
Tin mill products, h.r. sheets and strip (incl. metallic coated and electrical)		3312-3	06/82	108.5	107.9	109.9	3.1	1.9
Sheets, h.r., carbon		3312-311	06/82	104.0	102.2	105.4	4.4	3.1
Sheets and strip, hot dipped galvanized, carbon		3312-313	06/82	108.9	109.1	110.1	3.7	.9
Sheets and strip, electrolytic galvanized, carbon		3312-315	06/82	108.4	108.4	109.8	2.0	1.3
Other metallic coated sheets and strip, carbon		3312-317	06/82	110.6	110.7	111.8	2.6	1.0
Strip, h.r., carbon		3312-319	06/82	104.4	105.5	106.0	3.5	.5
Blackplate		3312-324	06/82	122.2	122.2	123.9	1.9	1.4
Tinplate		3312-326	06/82	117.2	117.9	118.9	1.4	.8
Tin free steel		3312-328	06/82	119.0	119.7	121.2	.2	1.3
Sheets, h.r., alloy		3312-331	06/82	105.1	105.4	(³)	(³)	(³)
Sheets and strip, electrical, alloy		3312-335	06/82	101.0	101.0	101.0	.6	0
Hot rolled bars, plates and structural shapes		3312-4	06/82	94.2	94.0	94.3	.5	.3
Plates (other than floor plates), carbon		3312-413	06/82	80.1	80.1	80.3	2.2	.2
Heavy structural shapes, carbon		3312-41511	06/82	92.8	92.5	92.4	-4.0	-.1
Bars, h.r., carbon		3312-422	06/82	96.3	96.3	96.9	1.7	.6
Bars, h.r., carbon, merchant quality		3312-42211	06/82	94.9	94.9	94.9	1.7	0
Bars, h.r., carbon, special quality		3312-42212	06/82	97.6	97.6	98.7	1.5	1.1
Bars, light structurals, carbon		3312-424	06/82	96.1	96.0	96.2	.5	.2
Concrete reinforcing bars, carbon		3312-425	06/82	103.0	101.9	101.9	0	0
Plates, alloy		3312-431	06/82	85.2	85.2	85.2	.8	0
Heavy structural shapes, alloy		3312-435	06/82	96.8	96.8	96.8	5.2	0
Bars, h.r. (incl. light structurals), alloy		3312-441	06/82	113.8	113.7	114.1	.1	.4
Tool steel, high speed, alloy		3312-448	06/82	93.5	94.6	93.1	-2.2	-1.6
Tool steel, other than high speed, alloy		3312-449	06/82	100.0	100.0	100.0	-.1	0
Plates, stainless		3312-453	06/82	95.0	93.5	93.5	.6	0
Bars, h.r., stainless		3312-461	06/82	112.4	107.6	107.6	-3.6	0
Steel wire		3312-5	06/82	101.6	101.6	101.6	0	0
Carbon wire		3312-5A	06/82	101.3	101.3	101.3	0	0
Plain wire, carbon		3312-511	06/82	101.3	101.3	101.3	0	0

See footnotes at end of table.

Table 5. Producer price indexes for the net output of selected industries and their products—Continued

Industry and product ¹	Industry code	Product code	Index base	Index			Unadjusted percent change to Jan. 1987 from —	
				Sep. 1986 ²	Dec. 1986 ²	Jan. 1987 ²	Jan. 1986	Dec. 1986
Blast furnaces and steel mills—Continued								
Galvanized wire, carbon		3312-515	06/82	101.4	101.4	101.3	0	-0.1
Stainless wire		3312-551	06/82	105.2	105.2	105.2	0	0
Steel pipe and tubes		3312-6	06/82	84.1	84.2	84.2	-3.4	0
Pipe and oil country tubular goods, carbon		3312-6A	06/82	84.9	85.0	85.0	-2.9	0
Standard pipe, carbon		3312-611	06/82	85.4	(³)	(³)	(³)	(³)
Oil country tubular goods, carbon		3312-619	06/82	80.6	80.7	80.7	-2.9	0
Casing (OCTG), carbon		3312-61911	06/82	80.0	80.0	80.1	-3.5	.1
Mechanical tubing, carbon		3312-6C	06/82	92.7	(³)	(³)	(³)	(³)
Structural pipe and tubing, carbon		3312-627	06/82	(³)	(³)	(³)	(³)	(³)
Pipe and tubing, alloy		3312-6E	06/82	75.5	75.5	75.5	-7.4	0
Oil country tubular goods, alloy		3312-633	06/82	66.7	66.7	66.7	-15.0	0
Casing (OCTG), alloy		3312-63311	06/82	66.5	(³)	66.5	-8.5	(³)
Cold rolled sheets and strip (excl. metallic coated and electrical)		3312-7	06/82	105.8	106.3	106.5	5.4	2.1
Sheets, c.r., carbon		3312-711	06/82	105.2	105.8	106.0	5.7	2.1
Cold finished bars		3312-8	06/82	102.0	101.8	100.6	-4.1	-1.2
Bars, c.f., stainless		3312-851	06/82	103.0	102.5	100.7	-7.7	-1.8
Bars, c.f., stainless, 300 series		3312-85111	06/82	100.4	99.7	97.6	-9.5	-2.1
Miscellaneous receipts		3312-M	06/82	91.7	91.7	91.7	0	0
Contract work and other miscellaneous receipts		3312-XY9	06/82	103.6	103.6	103.6	0	0
Secondary products		3312-S	06/82	104.9	105.6	104.9	.7	-7
Other secondary products		3312-SSS	06/82	115.3	116.6	116.7	2.5	.1
Steel wire products		3315-S	06/82	98.5	98.6	98.4	-4	-2
Electrometallurgical products								
Primary products	3313	3313-P	06/83	99.9	99.6	99.4	1.0	-2
Other ferroalloys and products made in electric and other furnaces, except blast furnaces		3313-4	06/83	101.7	99.9	100.9	.5	1.0
Other ferroalloys including silvery iron and spiegeleisen made in electric furnaces		3313-489	06/83	106.6	106.6	106.6	(³)	0
Other products made in electric and other furnaces, except blast furnaces		3313-498	06/83	96.4	92.9	94.8	-4.3	2.0
Steel wire and related products - mfpm								
Primary products	3315	3315-P	06/82	100.4	99.6	99.7	-6	.1
Noninsulated ferrous wire rope, cable and strand		3315-1	06/82	99.5	98.2	98.3	-1.0	.1
Wire rope and cable		3315-111	06/82	104.8	104.8	104.8	.4	0
Steel nails and spikes		3315-2	06/82	105.0	105.0	105.0	.8	0
Steel wire nails		3315-2A	06/82	99.7	99.7	100.5	1.3	.8
Bright nails		3315-211	06/82	100.7	100.7	102.6	2.8	1.9
Galvanized nails		3315-213	06/82	98.8	98.8	102.0	4.8	3.2
Wire staples and tacks, cut nails and spikes		3315-2B	06/82	99.1	99.1	99.1	0	0
Steel wire staples		3315-223	06/82	98.9	99.0	99.0	.2	0
Steel wire		3315-223	06/82	98.2	98.3	98.3	.2	0
Carbon wire		3315-5	06/82	94.6	93.7	93.8	-2.6	.1
Plain wire, carbon		3315-5A	06/82	94.1	93.2	93.4	-2.8	.2
Other coated wire, carbon		3315-511	06/82	94.0	92.5	92.7	-4.8	.2
Stainless wire		3315-519	06/82	97.9	97.9	97.9	-6	0
Other fabricated ferrous wire products		3315-551	06/82	96.8	96.1	96.1	.5	0
Welded steel wire fabric		3315-9	06/82	98.1	94.5	94.5	-2.6	0
Welded steel wire fabric (concrete reinforcing mesh)		3315-96	06/82	96.1	95.7	95.7	-1.0	0
Other wire products		3315-961	06/82	96.6	96.3	96.3	-7	0
Secondary products		3315-998	06/82	103.5	103.5	103.5	(³)	0
		3315-S	06/82	113.3	116.8	116.8	4.0	0
Cold finishing of steel shapes - mfpm								
Primary products	3316	3316-P	06/82	102.6	103.0	103.0	1.6	0
Cold rolled sheets and strip		3316-7	06/82	102.3	102.7	102.7	1.5	0
Strip, c.r., carbon		3316-715	06/82	106.5	107.1	107.2	2.3	.1
Strip, c.r., alloy		3316-735	06/82	111.0	112.7	112.7	2.0	0
Cold finished bars		3316-8	06/82	111.0	111.0	111.0	-9	0
Bars, c.f., carbon		3316-811	06/82	95.0	95.2	95.1	.5	-1
Bars, c.f., alloy		3316-831	06/82	96.7	97.0	96.9	.9	-1
Miscellaneous receipts		3316-M	06/82	86.2	86.4	86.4	-2.2	0
Secondary products		3316-S	06/82	130.6	132.7	(³)	(³)	(³)
		3316-S	06/82	100.5	100.5	100.5	0	0
Steel pipe and tubes - mfpm								
Primary products	3317	3317-P	06/82	91.2	91.2	91.4	.3	.2
Steel pipe and tubes		3317-6	06/82	90.6	90.4	90.6	0	.2
Pipe and oil country tubular goods, carbon		3317-6A	06/82	90.6	90.4	90.6	0	.2
Standard pipe, carbon		3317-611	06/82	77.8	81.2	82.5	3.5	1.6
Line pipe, carbon		3317-612	06/82	89.1	90.8	90.8	-5	0
Oil country tubular goods, carbon		3317-619	06/82	89.7	89.7	89.7	1.0	0
Pressure tubing, carbon		3317-6B	06/82	(³)	65.7	69.3	(³)	5.5
Pressure tubing, seamless, carbon		3317-6B	06/82	88.5	88.5	88.9	.6	.5
Pressure tubing, welded, carbon		3317-621	06/82	77.9	77.9	77.9	-1.6	0
Mechanical tubing, carbon		3317-622	06/82	98.5	98.5	99.3	2.3	.8
Mechanical tubing, welded, carbon		3317-6C	06/82	94.8	94.9	95.4	1.5	.5
Structural pipe and tubing, carbon		3317-624	06/82	99.6	99.8	100.0	1.4	.2
Pipe and tubing, alloy		3317-627	06/82	96.2	(³)	94.0	-2.3	(³)
Oil country tubular goods, alloy		3317-6E	06/82	86.1	83.3	83.3	-3.1	0
		3317-633	06/82	56.3	(³)	(³)	(³)	(³)

See footnotes at end of table.

Table 5. Producer price indexes for the net output of selected industries and their products—Continued

Industry and product ¹	Industry code	Product code	Index base	Index			Unadjusted percent change to Jan. 1987 from —	
				Sep. 1986 ²	Dec. 1986 ²	Jan. 1987 ²	Jan. 1986	Dec. 1986
Steel pipe and tubes - mfpm—Continued								
Tubing (OCTG), alloy		3317-63312	06/82	69.9	(?)	(?)	(?)	(?)
Pressure tubing, stainless		3317-6F	06/82	97.0	97.0	(?)	(?)	(?)
Other pipe and tubing (incl. standard pipe), stainless		3317-669	06/82	96.2	95.2	96.0	-10.7	0.8
Secondary products		3317-S	06/82	96.4	100.8	99.5	5.6	-1.3

Table 5. Producer price indexes for the net output of selected industries and their products—Continued

Industry and product ¹	Industry code	Product code	Index base	Index			Unadjusted percent change to Jan. 1987 from —	
				Sep. 1986 ²	Dec. 1986 ²	Jan. 1987 ²	Jan. 1986	Dec. 1986
Iron and steel foundries	332		12/84	100.5	100.8	101.0	0.1	0.2
Gray iron foundries	3321		12/80	115.8	115.6	115.9	.2	.3
Primary products		3321-P	12/80	115.4	115.3	115.5	.1	.2
Cast iron pressure and soil pipe and fittings		3321-1	12/80	119.7	119.9	120.9	3.3	.8
Pressure pipe and fittings, ductile iron		3321-111	12/80	107.0	107.0	107.0	.2	0
Pressure pipe, ductile iron		3321-11101	06/86	100.0	100.0	100.0	(³)	0
Pressure pipe fittings, ductile iron		3321-11102	06/86	100.0	100.0	100.0	(³)	0
Pressure pipe and fittings, gray iron		3321-121	12/80	114.8	114.9	114.7	.9	-.2
Pressure pipe fittings, gray iron		3321-12102	06/86	100.0	100.1	99.9	(³)	-.2
Soil pipe and fittings, gray iron		3321-131	12/80	155.7	156.6	160.8	10.6	2.7
Soil pipe, gray iron		3321-13101	06/86	97.9	98.3	100.8	(³)	2.5
Soil pipe fittings, gray iron		3321-13102	06/86	94.5	95.2	98.0	(³)	2.9
Other ductile iron castings		3321-2	06/86	99.5	99.3	99.3	(³)	0
Automotive uses		3321-222	06/86	100.0	99.8	100.1	(³)	.3
Passenger cars		3321-22201	12/80	119.2	119.1	119.5	.9	.3
All other automotive uses		3321-22202	12/80	99.4	98.5	98.8	-2.8	.3
Machinery uses		3321-233	06/86	97.9	97.0	95.5	(³)	-1.5
All other uses		3321-239	06/86	98.8	98.8	98.8	(³)	0
Other gray iron castings		3321-4	06/86	99.8	99.7	99.7	(³)	0
Molds and stools for heavy steel ingots		3321-429	12/80	107.3	105.6	105.6	-2.2	0
Automotive uses		3321-439	06/86	99.5	99.4	99.4	(³)	0
Passenger cars		3321-43901	12/80	113.7	113.7	113.7	-.7	0
All other automotive uses		3321-43902	12/80	117.5	116.9	116.9	-.8	0
Construction and utility uses		3321-449	06/86	100.0	99.8	100.0	(³)	.2
All other uses		3321-498	06/86	100.0	100.4	100.5	(³)	.1
Miscellaneous receipts		3321-M	12/80	138.3	138.3	141.3	(³)	2.2
Resales		3321-Z89	12/80	144.3	144.3	147.6	(³)	2.3
Secondary products		3321-S	12/80	112.2	111.1	111.2	.4	.1
Malleable iron foundries	3322		06/81	102.6	102.4	105.4	-3.7	2.9
Primary products		3322-P	06/81	102.2	102.0	105.5	-4.2	3.4
Standard malleable iron castings		3322-131	06/81	107.0	106.8	107.9	-4.1	1.0
Secondary products		3322-S	06/81	104.6	103.8	103.8	(³)	0
Steel investment foundries	3324		06/81	124.8	136.7	133.7	8.3	-2.2
Primary products		3324-P	06/81	122.8	135.6	132.3	8.9	-2.4
Carbon and low alloy steel investment castings		3324-163	06/81	132.9	133.8	133.3	.5	-.4
High alloy steel investment castings, including stainless steel		3324-165	06/81	120.5	136.0	132.1	11.1	-2.9
Secondary products		3324-S	06/81	153.4	155.1	154.7	(³)	-.3
Steel foundries, n.e.c.	3325		06/81	104.3	104.2	104.5	-.6	.3
Primary products		3325-P	06/81	106.1	106.1	106.4	-.5	.3
Carbon steel castings, except investment		3325-2	06/81	105.9	105.9	105.9	-.5	0
Railroad wheels and specialties		3325-214	06/81	96.1	96.1	96.1	-.1	0
All other carbon steel castings, including rolls for rolling mills		3325-219	06/81	111.3	111.3	111.3	-.7	0
High alloy steel castings		3325-4	06/81	102.8	102.8	103.4	-.8	.6
High alloy steel castings, including high manganese and stainless steel		3325-431	06/81	103.5	103.5	104.2	-1.0	.7
Low alloy steel castings		3325-5	06/81	108.8	109.0	109.8	(³)	.7
Railway specialties and rolls for rolling mills		3325-551	06/81	103.3	104.4	106.5	(³)	2.0
All other low alloy steel castings		3325-559	06/81	109.6	109.4	109.7	-1.2	.3
Secondary products		3325-S	06/81	91.1	90.0	89.8	-2.0	-.2
Primary smelting and refining of nonferrous metals	333		12/80	87.0	87.0	87.3	1.2	.3
Primary copper	3331		06/80	73.6	73.3	74.3	-2.0	1.4
Primary products		3331-P	06/80	74.3	73.7	74.7	-4.4	1.4
Refined copper		3331-2	06/80	74.3	73.7	74.7	-4.4	1.4
Copper cathode		3331-21311	06/80	73.7	73.1	74.1	-4.4	1.4
Secondary products		3331-S	06/80	64.9	65.0	65.9	2.0	1.4
Other secondary products		3331-SSS	06/80	56.6	56.7	57.5	.5	1.4
Primary zinc	3333		06/80	(³)	(³)	(³)	(³)	(³)
Primary products		3333-P	06/80	(³)	(³)	(³)	(³)	(³)
Primary aluminum	3334		06/80	107.9	105.9	105.7	-.3	-.2
Primary products		3334-P	06/80	107.5	105.3	105.1	-.6	-.2
Primary aluminum, except extrusion billet		3334-7	06/80	107.1	104.9	104.8	-.9	-.1
Aluminum ingot, unalloyed		3334-71111	06/80	110.0	106.7	107.1	-1.7	.4
Aluminum ingot, alloyed		3334-71112	06/80	115.6	114.8	115.1	.3	.3
Aluminum extrusion billet		3334-8	06/80	110.2	107.5	107.0	1.6	-.5
Primary nonferrous metals, n.e.c.	3339		06/80	103.7	103.6	103.6	.3	0
Primary products		3339-P	06/80	112.9	112.8	112.8	.5	0
Secondary nonferrous metals	3341		06/80	73.3	73.1	74.2	2.2	1.5
Primary products		3341-P	06/80	71.0	70.8	71.9	2.6	1.6
Copper		3341-2	06/80	68.9	67.3	64.9	-9.2	-3.6
Copper, alloyed		3341-231	06/80	71.2	69.6	67.1	-9.9	-3.6

See footnotes at end of table.

Table 5. Producer price indexes for the net output of selected industries and their products—Continued

Industry and product ¹	Industry code	Product code	Index base	Index			Unadjusted percent change to Jan. 1987 from —	
				Sep. 1986 ²	Dec. 1986 ²	Jan. 1987 ²	Jan. 1986	Dec. 1986
Secondary nonferrous metals—Continued								
Brass ingot, alloyed		3341-23111	06/80	70.0	69.4	66.3	-7.8	-4.5
Other copper, alloyed		3341-23113	06/80	93.7	96.3	97.3	-3.7	1.0
Lead		3341-3	06/80	63.3	74.2	75.6	12.7	1.9
Antimonial lead		3341-321	06/80	62.8	74.6	76.5	42.5	2.5
Zinc		3341-4	06/80	118.8	120.1	119.4	15.8	-6
Zinc base alloys		3341-411	06/80	111.9	112.4	111.5	20.8	-8
Precious metals		3341-5	06/80	57.5	54.3	56.9	12.2	4.8
Gold, unalloyed		3341-511	06/80	67.5	(?)	(?)	(?)	(?)
Silver, unalloyed		3341-531	06/80	37.1	34.9	35.6	-10.3	2.0
Other nonferrous metals		3341-6	06/80	68.2	64.7	63.6	(?)	-1.7
Aluminum, except extrusion billet		3341-7	06/80	82.2	78.3	81.0	-4	3.4
Aluminum ingot		3341-71111	06/80	81.5	76.7	80.6	-4	5.1
Aluminum, other types except extrusion billet		3341-71112	06/80	86.4	84.9	84.0	-5	-1.1
Miscellaneous receipts		3341-M	06/80	92.1	92.3	93.4	1.7	1.2
Contract toll work		3341-Y85	06/80	95.5	95.5	95.5	0	0
Secondary products		3341-S	06/80	85.5	86.1	84.5	-7.3	-1.9
Rolling, drawing and extruding of nonferrous metals	335		12/84	98.2	97.4	97.8	-1.4	.4
Rolling, drawing and extruding of copper	3351		12/80	92.3	93.7	93.8	.9	.1
Primary products		3351-P	12/80	95.4	95.9	96.0	-1.1	.1
Copper and copper-base alloy wire		3351-1	12/80	106.8	106.7	106.9	3.8	.2
Unalloyed		3351-111	12/80	(?)	(?)	(?)	(?)	(?)
Bare		3351-11112	12/80	(?)	(?)	(?)	(?)	(?)
Alloyed		3351-131	12/80	(?)	(?)	(?)	(?)	(?)
Copper and copper-base alloy rod, bar and shapes		3351-3	12/80	95.0	95.4	95.6	-4	.2
Unalloyed copper bars, shapes and non-electrical rod		3351-311	12/80	(?)	(?)	88.3	(?)	(?)
Rod		3351-31115	12/80	84.8	85.3	85.1	-3.6	-2
Bars and shapes		3351-31118	12/86	(?)	100.0	100.3	(?)	.3
Copper-base alloy rod, bar and shapes		3351-332	12/80	103.3	103.2	103.7	1.6	.5
Rod		3351-33218	12/80	99.1	98.9	99.4	3.5	.5
Copper and copper-base alloy sheet, strip and plate		3351-4	12/80	104.8	105.2	105.8	-1.1	.6
Unalloyed copper flat products		3351-413	12/80	102.5	103.5	99.5	-3.5	-3.9
Strip		3351-41322	12/80	103.6	104.7	97.8	-6.1	-6.6
Copper-base alloy flat products		3351-435	12/80	105.6	105.7	108.1	-3	2.3
Strip		3351-43526	12/80	103.7	103.7	106.4	-1.8	2.6
Copper and copper-base alloy pipe and tube		3351-5	12/80	84.5	85.1	84.3	-3.3	-9
Unalloyed pipe and tube, plumbing		3351-516	12/80	(?)	(?)	78.1	(?)	(?)
Unalloyed pipe and tube, non-plumbing		3351-518	12/80	(?)	(?)	76.4	(?)	(?)
Copper-base alloy pipe and tube, non-plumbing		3351-538	12/80	(?)	(?)	103.3	(?)	(?)
Secondary products		3351-S	12/80	78.3	84.3	84.3	13.0	0
Aluminum sheet, plate, foil and welded tube products	3353		06/81	102.6	100.8	100.9	-6.1	.1
Primary products		3353-P	06/81	102.4	100.4	101.1	-6.7	.7
Aluminum plate		3353-1						
Heat-treatable		3353-113	06/81	103.1	103.1	103.3	-2.9	.2
Aluminum sheet		3353-2	06/81	102.6	100.2	101.0	-7.5	.8
Flat, heat-treatable		3353-223	06/81	97.2	97.2	99.0	-3.3	1.9
Flat, nonheat-treatable, bare		3353-224	06/81	94.7	93.2	93.2	-1.7	0
Coiled, nonheat-treatable, bare		3353-231	06/81	101.5	98.3	99.3	-10.5	1.0
Coiled, nonheat-treatable, bare, siding		3353-23111	06/81	98.3	97.4	97.4	-7.1	0
Coiled, nonheat-treatable, bare, finstock		3353-23112	06/81	138.9	(?)	(?)	(?)	(?)
Coiled, nonheat-treatable, bare, reroll		3353-23113	06/81	84.4	75.9	79.5	(?)	4.7
Coiled, nonheat-treatable, bare, beer can stock		3353-23114	06/81	110.9	110.9	110.9	-5.1	0
Coiled, nonheat-treatable, bare, all others		3353-23115	06/81	99.0	94.2	94.3	-7.5	.1
Coiled, nonheat-treatable, precoated		3353-233	06/81	104.2	102.8	102.8	-3.7	0
Aluminum foil		3353-3	06/81	103.4	103.2	103.2	.6	0
Secondary products		3353-S	06/81	103.3	103.3	99.0	-1	-4.2
Aluminum extruded products	3354		12/81	104.2	104.2	104.2	-1	0
Primary products		3354-P	12/81	104.4	104.5	104.5	-3	0
Extruded aluminum rod, bar and other extruded shapes except tube		3354-1	12/81	103.9	103.9	103.9	-4	0
Extruded rod and bar with alloys other than 2000 and 7000 series		3354-115	12/81	92.9	94.3	94.3	.1	0
Rod		3354-11511	12/81	104.6	104.9	104.9	.3	0
Bar		3354-11512	12/81	81.2	83.6	83.6	-2	0
Extruded rod and bar with alloys within 2000 and 7000 series		3354-118	12/81	98.8	98.8	98.8	-10.3	0
Other extruded shapes except tube, with alloys other than 2000 and 7000 series		3354-125	12/81	107.3	107.1	107.1	1.4	0
Other extruded shapes, circle size 1 to, not including, 2		3354-12501	12/81	113.7	112.2	112.3	7.0	.1
Other extruded shapes, circle size 2 to, not including, 3		3354-12502	12/81	111.1	111.1	111.1	.2	0
Other extruded shapes, circle size 3 to, not including, 4		3354-12503	12/81	106.8	105.7	105.5	-6	-2
Other extruded shapes, circle size 4 to, not including, 5		3354-12504	12/81	108.5	108.3	108.3	.8	0
Other extruded shapes, circle size 5 to, not including, 6		3354-12505	12/81	106.9	106.9	(?)	(?)	(?)
Other extruded shapes, circle size 6 to, not including, 10		3354-12506	12/81	107.5	108.1	108.1	1.2	0
Extruded pipe		3354-12511	12/81	101.4	101.4	101.4	-9	0
Other extruded shapes, except tube, with alloys within 2000 and 7000 series		3354-128	12/81	106.8	106.8	106.6	.5	-2
Other extruded shapes, circle size 1 to, not including, 5		3354-12801	12/81	108.6	108.6	108.2	1.0	-4
Aluminum extruded and drawn tube		3354-2	12/81	107.1	106.9	107.0	-1	.1

See footnotes at end of table.

Table 5. Producer price indexes for the net output of selected industries and their products—Continued

Industry and product ¹	Industry code	Product code	Index base	Index			Unadjusted percent change to Jan. 1987 from —	
				Sep. 1986 ²	Dec. 1986 ²	Jan. 1987 ²	Jan. 1986	Dec. 1986
Aluminum extruded products—Continued								
Extruded tube		3954-251	12/81	102.5	102.2	102.3	-0.3	0.1
Drawn tube		3954-253	12/81	115.3	115.3	115.3	.2	0
Secondary products		3954-S	12/81	103.2	103.2	(³)	(³)	(³)
Aluminum rolling and drawing, n.e.c.								
Primary products	3355	3355-P	06/81	103.7	102.5	102.2	-3.2	-3
			06/81	104.9	104.7	104.4	-2.5	-3
Rolling, drawing and extruding nonferrous metals, except copper and aluminum								
Primary Products	3356	3356-P	06/82	110.8	108.5	110.6	4.0	1.9
Titanium mill shapes		3356-2	06/82	73.6	73.6	72.0	-2.2	-2.2
Other titanium mill shapes, except wire		3356-279	06/82	75.0	75.0	75.0	0	0
Precious metal mill shapes		3356-3	06/82	131.7	125.6	131.3	10.2	4.5
Gold mill shapes		3356-382	06/82	139.9	133.8	140.2	16.6	4.8
Other gold mill shapes, except wire		3356-38213	06/82	149.9	145.2	150.5	13.7	3.7
Silver mill shapes		3356-384	06/82	112.5	106.4	(³)	(³)	(³)
Other silver mill shapes, except wire		3356-38413	06/82	112.4	106.2	(³)	(³)	(³)
Other nonferrous metal mill shapes		3356-9	06/82	97.3	99.7	99.1	-2.7	-6
Other lead mill shapes, except powder and wire		3356-959	06/82	73.5	75.2	75.9	-11.6	.9
Other nonferrous metal wire		3356-992	06/82	92.0	93.8	93.9	-1.7	.1
Other nonferrous metal mill shapes		3356-998	06/82	96.8	97.5	96.2	-6.5	-1.3
Secondary products		3356-S	06/82	109.2	102.9	107.0	7.4	4.0
Nonferrous wire drawing and insulating								
Primary products	3357	3357-P	12/82	101.3	100.6	100.9	-1.1	.3
Electronic wire and cable		3357-1	12/82	101.7	100.9	101.3	-.8	.4
Coaxial cable, armored and unarmored, copper		3357-115	12/82	105.2	104.9	105.5	1.0	.6
Hook-up wire, shielded and nonshielded, copper		3357-123	12/82	112.7	112.4	112.5	.6	.1
Multiconductor electronic wire and cable, shielded and nonshielded, copper		3357-125	12/82	100.1	99.4	101.4	1.4	2.0
Other electronic wire and cable		3357-198	12/82	103.9	103.7	103.7	1.0	0
Telephone and telegraph wire and cable		3357-2	12/82	104.7	104.9	106.5	.4	1.5
Switchboard wire and cable, except telephone cord sets and cordage, copper		3357-244	12/82	104.4	104.0	104.1	-1.9	.1
Rural and urban distribution wire and cable, copper		3357-248	12/82	111.4	111.4	114.0	2.2	2.3
Polyethylene covered telephone, telegraph cable, thermoplas. insul., except coax., copper		3357-253	10/86	(³)	(³)	(³)	(³)	(³)
Other telephone and telegraph wire and cable		3357-298	12/82	109.3	109.2	109.2	-.1	0
Control and signal wire and cable		3357-3	12/82	106.0	105.7	105.7	-1.4	0
Signal wire and cable, copper		3357-311	12/82	106.3	105.9	105.6	.5	-.3
Control wire and cable, excluding elevator cable, copper		3357-312	12/82	111.7	(³)	111.7	5.0	(³)
Other control and signal wire and cable		3357-312	12/82	104.1	103.5	103.1	-1.3	-.4
Building wire and cable with Underwriters' Labels, except varnished cambric insulation and service wire		3357-398	12/82	106.2	106.8	106.5	1.3	-.3
Thermoset insulated building wire and cable, aluminum		3357-4	12/82	99.6	99.3	99.1	-2.2	-.2
Thermoplastic insulated building wire and cable, flame retardant nylon (THHN, THWN), copper		3357-436	12/82	132.0	121.4	119.2	-7.5	-1.8
Thermoplastic insul. building wire and cable, moisture and heat resist. (THW), copper		3357-444	12/82	90.7	92.7	93.4	1.0	.8
Nonmetallic branch circuit underground feeder, copper		3357-444	12/82	89.9	92.2	92.6	-2.0	.4
Other building wire and cable		3357-448	12/82	92.3	92.3	92.1	-3.1	-.2
Apparatus wire and cordage		3357-449	12/82	92.2	93.7	92.6	-3.1	-1.2
Flexible cordage, thermoset insulated, copper		3357-6	12/82	98.6	98.8	98.7	.6	-.1
Flexible cordage, thermoplastic insulated, copper		3357-613	12/82	107.4	(³)	105.4	(³)	(³)
Appliance fixture wire, copper		3357-615	12/82	91.0	91.0	92.2	(³)	1.3
Appliance wiring material, 14 gauge and larger, including motor and transformer lead, copper		3357-616	12/82	90.0	90.0	(³)	(³)	(³)
Other apparatus wire and cordage, including machine tool wire, copper		3357-617	12/82	100.5	100.4	100.6	-1.5	.2
Magnet wire		3357-618	12/82	106.3	105.7	106.2	1.2	.5
Film coated, (44 to 7 AWG and larger), class 105		3357-7	12/82	101.4	99.3	100.3	-1.0	1.0
32 AWG and larger round (also all square and rectangle), copper		3357-702	12/82	100.7	96.1	96.8	-3.9	.7
Film coated (44 to 7 AWG and larger), class 130		3357-70203	12/82	97.4	97.2	(³)	(³)	(³)
Film coated (44 to 7 AWG and larger), class 180		3357-703	12/82	102.1	101.9	(³)	(³)	(³)
44 AWG and larger round (also all square and rectangle), copper		3357-705	12/82	104.6	102.9	104.1	-1.2	1.2
Film coated (44 to 7 AWG and larger), class 200		3357-70501	12/82	103.7	102.0	103.2	-1.4	1.2
21 AWG and larger round (also all square and rectangle), copper		3357-706	12/82	107.0	104.6	105.9	2.5	1.2
Other magnet wire		3357-70601	12/82	110.0	109.0	110.4	5.5	1.3
Power wire and cable		3357-709	12/82	115.3	114.6	115.9	13.3	1.1
Plastic and rubber insulated portable and underground dist. cable, under 601 volts, copper		3357-8	12/82	102.9	101.2	102.3	-.3	1.1
Plastic and rubber insulated portable and underground dist. cable, 601 volts and higher, copper		3357-851	12/82	95.7	(³)	98.0	(³)	(³)
Thermoplastic and thermoset insulated power wire and cable, 601 volts and higher, aluminum		3357-855	12/82	101.7	(³)	102.0	(³)	(³)
Other power wire and cable		3357-858	12/82	111.0	(³)	113.8	(³)	(³)
Other insulated wire and cable		3357-898	12/82	98.0	94.6	94.4	-3.0	-.2
Automotive insulated wire and cable, copper		3357-9	12/82	100.4	100.6	100.4	-.7	-.2
		3357-901	12/82	102.3	102.7	102.3	-.7	-.4

See footnotes at end of table.

Table 5. Producer price indexes for the net output of selected industries and their products—Continued

Industry and product ¹	Industry code	Product code	Index base	Index			Unadjusted percent change to Jan. 1987 from —	
				Sep. 1986 ²	Dec. 1986 ²	Jan. 1987 ²	Jan. 1986	Dec. 1986
Nonferrous wire drawing and insulating—Continued								
Airframe, shipboard and ground support cable, except coaxial and ignition cable, copper		3357-903	12/82	100.7	100.7	(?)	(?)	(?)
Other insulated or covered wire and cable, copper		3357-998	12/82	96.9	96.7	97.1	-2.3	0.4
Secondary products		3357-S	12/82	117.5	117.4	117.7	4.3	.3
Nonferrous foundries (castings)	336		12/84	101.5	101.8	102.1	1.8	.3
Aluminum foundries								
Primary products	3361	3361-P	06/83	107.6	107.8	108.3	2.3	.5
Aluminum and aluminum-base alloy die castings		3361-1	06/83	106.9	106.8	107.2	2.1	.4
Motor vehicle die castings		3361-111	06/83	106.5	106.2	107.1	2.6	.8
Die castings for passenger cars		3361-1111	06/83	104.3	104.1	104.5	2.6	.4
Die castings for other motor vehicles		3361-11112	06/83	103.0	103.0	103.3	2.3	.3
Aluminum and aluminum-base alloy die castings, other		3361-115	06/83	115.5	113.5	114.9	4.3	1.2
Die castings for building and construction uses		3361-11511	06/83	109.2	108.8	110.1	2.4	1.2
Die castings for industrial machinery uses		3361-11512	06/83	104.1	(?)	106.5	4.4	(?)
Die castings for electrical uses		3361-11513	06/83	117.4	117.1	117.9	1.4	.7
Other die castings, n.e.c.		3361-11514	06/83	106.4	106.1	106.1	1.7	0
Aluminum and aluminum-base alloy sand castings		3361-2	06/83	103.3	102.3	103.1	1.8	.8
Motor vehicle sand castings		3361-211	06/89	106.1	106.2	106.1	.4	-1
Aluminum and aluminum-base alloy sand castings, other		3361-211	06/83	103.6	(?)	103.6	.4	(?)
Sand castings for industrial machinery uses		3361-215	06/83	109.1	109.2	109.2	.4	0
Other sand castings, n.e.c.		3361-21512	06/83	110.7	110.7	110.7	-4	0
Aluminum and aluminum-base alloy permanent and semi-permanent mold castings		3361-21514	06/83	113.1	114.2	114.2	3.5	0
Motor vehicle permanent and semi-permanent mold castings		3361-3	06/83	107.7	107.7	107.7	2.0	0
Aluminum and aluminum-base alloy permanent and semi-permanent mold castings, other		3361-311	06/83	106.2	106.2	106.2	.6	0
Permanent and semi-permanent mold castings for industrial machinery uses		3361-315	06/83	109.5	109.5	109.5	3.7	0
Other permanent and semi-permanent mold castings, n.e.c.		3361-31512	06/83	(?)	(?)	(?)	(?)	(?)
Other aluminum and aluminum-base alloy castings and cast products		3361-31514	06/83	104.8	104.8	104.8	.1	0
Secondary products		3361-4	06/83	109.2	109.2	108.8	3.6	-4
		3361-S	06/83	111.6	113.9	114.5	2.7	.5
Brass, bronze and copper foundries								
Primary products	3362	3362-P	06/83	105.0	105.2	105.2	.7	0
Copper and copper-base alloy sand castings		3362-1	06/83	102.9	103.2	103.2	.4	0
Copper and copper-base alloy sand castings		3362-111	06/83	104.6	105.0	105.0	1.2	0
Other copper and copper-base alloy castings		3362-2	06/83	104.6	105.0	105.0	1.2	0
Other copper and copper-base alloy castings, n.e.c.		3362-214	06/83	98.5	98.5	98.5	-2.2	0
Copper-base alloy bearings and bushings, nonmachined		3362-3	06/83	97.6	97.6	97.6	-3.4	0
Copper-base alloy bearings and bushings, nonmachined		3362-311	06/83	99.6	(?)	(?)	(?)	(?)
Secondary products		3362-S	06/83	99.6	(?)	(?)	(?)	(?)
		3362-S	06/83	113.9	114.1	114.1	1.9	0
Nonferrous foundries, n.e.c.								
Primary products	3369	3369-P	06/83	112.5	113.5	113.6	1.5	.1
Zinc and zinc-base alloy castings		3369-1	06/83	110.8	111.7	111.8	1.5	.1
Zinc and zinc-base alloy die castings		3369-151	06/83	112.4	113.8	114.1	2.2	.3
Motor vehicle die castings		3369-1511	06/83	109.8	111.1	111.5	2.3	.4
Other die castings, n.e.c.		3369-15112	06/83	108.6	108.6	109.2	1.3	.6
Other nonferrous castings, excluding aluminum and copper		3369-3	06/83	110.6	112.9	113.1	2.9	.2
Other nonferrous castings and cast products, n.e.c.		3369-391	06/83	108.1	107.0	106.8	-3	-2
Secondary products		3369-S	06/83	107.8	106.1	109.0	2.3	2.7
		3369-S	06/83	113.7	115.3	115.3	1.2	0
Miscellaneous primary metal products								
	339		06/85	102.2	103.7	103.9	3.5	.2
Metal heat treating								
Primary products	3398	3398-P	06/85	100.3	100.0	99.9	0	-1
Metal heat treating services—Middle Atlantic		3398-2	06/85	100.4	100.3	100.9	1.0	.6
Harden and temper		3398-221	06/85	98.3	98.3	98.3	0	0
Metal heat treating services—South Central		3398-3	06/85	100.0	100.0	100.0	0	0
Harden and temper		3398-331	06/85	100.9	100.9	100.9	.4	0
Case hardening		3398-332	06/85	100.3	100.3	100.3	.3	0
Other metal heat treating services		3398-333	06/85	102.1	102.1	102.1	.6	0
Metal heat treating services—Michigan		3398-4	06/85	100.0	100.0	100.0	0	0
Harden and temper		3398-441	06/85	100.2	100.2	100.2	0	0
Case hardening		3398-442	06/85	100.0	100.0	100.0	0	0
Metal heat treating services—North Central		3398-6	06/85	100.6	100.6	100.6	0	0
Harden and temper		3398-661	06/85	101.7	101.7	104.1	4.4	2.4
Case hardening		3398-662	06/85	102.8	102.8	102.8	8.3	5.3
Other metal heat treating services		3398-663	06/85	101.1	101.1	101.1	1.8	0
Metal heat treating services—Pacific Coast		3398-7	06/85	100.4	100.4	100.4	.4	0
Harden and temper		3398-771	06/85	101.3	101.3	101.3	1.7	0
Other metal heat treating services		3398-773	06/85	107.1	107.1	107.1	2.8	0
Metal heat treating services—Southwest		3398-8	06/85	100.0	100.0	100.0	0	0
Case hardening		3398-882	06/85	101.4	100.9	101.1	-3	.2
Other metal heat treating services		3398-883	06/85	101.9	(?)	101.9	0	(?)
Secondary products		3398-S	06/85	103.5	(?)	102.1	-1.4	(?)
			06/85	(?)	97.7	(?)	(?)	(?)

See footnotes at end of table.

Table 5. Producer price indexes for the net output of selected industries and their products—Continued

Industry and product ¹	Industry code	Product code	Index base	Index			Unadjusted percent change to Jan. 1987 from —	
				Sep. 1986 ²	Dec. 1986 ²	Jan. 1987 ²	Jan. 1986	Dec. 1986
Primary metal products, n.e.c.	3399		06/85	104.0	107.4	108.0	7.0	0.6
Primary products		3399-P	06/85	101.1	104.0	104.6	4.5	.6
Metal powders, paste, and flakes		3399-1	06/85	101.7	105.1	105.8	5.4	.7
Aluminum and aluminum base alloy		3399-111	06/85	100.9	102.0	102.0	1.1	0
Copper and copper-base alloy		3399-133	06/85	93.2	93.0	93.0	-3.3	0
Iron and steel		3399-155	06/85	101.1	102.7	102.7	1.6	0
Other nonferrous powders		3399-166	06/85	104.0	109.7	111.2	10.3	1.4
Other nonferrous paste and flakes, n.e.c.		3399-198	06/85	95.9	97.1	97.2	1.0	.1
Other primary metal products		3399-2	06/85	97.9	96.5	98.4	.3	-1
Other primary metal products, n.e.c.		3399-298	06/85	98.1	98.8	98.7	.8	-1
Secondary products		3399-S	06/85	129.8	137.0	137.8	27.1	.6
Fabricated metal products, except machinery and transportation equipment	34		12/84	100.9	101.1	101.1	.1	.0
Metal cans and shipping containers	341		12/84	101.2	101.2	101.1	.6	-1
Metal cans	3411		06/81	111.8	111.8	111.4	.5	-4
Primary products		3411-P	06/81	112.8	112.8	112.2	.1	-5
Steel cans		3411-1	06/81	111.3	111.3	111.8	.5	.4
Steel cans, food		3411-1B	06/81	117.6	117.6	118.3	.5	.6
Fruit and fruit juice can		3411-117	06/81	127.5	127.5	131.7	2.8	3.3
Vegetable and vegetable juice can		3411-119	06/81	(³)	(³)	108.4	-1	(³)
Can, other foods (including soups)		3411-131	06/81	129.7	129.7	129.7	.1	0
Steel cans, general packaging (incl. pet food)		3411-1C	06/81	110.7	110.7	110.8	1.1	.1
Paint and varnish can		3411-137	06/81	119.9	119.9	119.9	-1	0
Can, other non-food		3411-141	06/81	116.8	116.8	117.2	2.9	.3
Aluminum cans		3411-2	06/81	112.6	112.7	111.2	.7	-1.3
Aluminum cans, beverage		3411-2A	06/81	112.8	112.9	111.4	.9	-1.3
Soft drink can		3411-211	06/81	114.9	114.9	113.3	1.3	-1.4
Beer can		3411-213	06/81	111.7	111.8	110.4	.7	-1.3
Other aluminum cans		3411-2B	06/81	110.8	110.5	(³)	(³)	(³)
Metal can components (steel and aluminum)		3411-3	06/81	121.9	(³)	118.4	-2.1	(³)
Metal can components (steel and aluminum)		3411-311	06/81	(³)	(³)	118.4	(³)	(³)
Secondary products		3411-S	06/81	104.3	104.4	106.7	2.8	2.2
Metal barrels, drums, and pails	3412		06/83	105.4	105.4	105.9	0	.5
Primary products		3412-P	06/83	106.0	106.1	106.6	.1	.5
Steel pails		3412-1	06/83	111.9	111.9	111.9	-.7	0
11 1/4 in. dia.: full removable head		3412-121	06/83	118.5	118.5	118.5	-3	0
11 1/4 inch diameter: tight head		3412-123	06/83	103.4	103.4	103.4	-2.6	0
Standard		3412-12311	06/83	103.4	103.4	103.4	-2.6	0
All other diameters		3412-129	09/83	107.2	107.2	107.6	(³)	.4
Steel shipping barrels and drums		3412-2	06/83	104.4	104.5	105.3	.3	.8
All exc. 14-in. dia.: 18 gage & heavier: 50 gal. & over: tight head		3412-225	06/83	104.6	104.6	105.1	-.6	.5
All exc. 14-in. dia.: 18 gage & heavier: 50 gal. & over: open head		3412-227	06/83	102.4	103.3	103.3	1.3	0
All exc. 14-in. dia.: 19 & 20 gage (incl. 20/18): 50 gal. & over: tight head		3412-229	06/83	105.2	105.2	106.9	.8	1.6
All exc. 14-in. dia.: 19 & 20 gage (incl. 20/18): 50 gal. & over: open head		3412-231	06/83	101.3	101.3	101.3	-2.6	0
All except 14-in. dia.: 20 gage & heavier: 30-49 gal.		3412-233	06/83	105.0	105.0	107.2	-1.2	2.1
All except 14-in. dia.: 20 gage & heavier: under 30 gal.		3412-235	06/83	103.4	103.4	104.0	.6	.6
All except 14-in. dia.: lighter than 20 gage		3412-237	06/83	107.0	(³)	107.0	(³)	(³)
All other metal barrels		3412-3	06/83	99.9	99.9	99.9	.8	0
All other metal barrels, incl. parts for metal barrels & pails		3412-319	06/83	99.9	99.9	99.9	.8	0
Secondary products		3412-S	06/83	98.6	98.7	98.6	-.7	-1
Cutlery, hand tools, and general hardware	342		12/84	101.4	101.3	100.8	-1.9	-.5
Cutlery	3421		12/83	104.8	105.0	106.2	2.5	1.1
Primary products		3421-P	12/83	104.9	105.0	106.5	2.7	1.4
Cutlery, scissors, shears, trimmers, and snips		3421-1	12/83	103.2	103.5	105.0	4.2	1.4
Table cutlery (with non-metal handles only)		3421-111	12/83	98.7	98.7	104.8	6.2	6.2
Kitchen cutlery, incl. knives, forks, and cleavers		3421-121	12/83	108.5	108.5	108.5	5.5	0
Pocket knives & other folding blade knives		3421-141	12/83	110.8	111.8	113.1	7.7	1.2
Scissors & shears, incl. hshld types, excl. barber, pinking & tail shears, etc.		3421-153	12/83	110.7	110.7	110.7	1.6	0
Metal-cutting shears, incl. aviation & tinnerns' snips, bx, & wire fil. cutters		3421-157	12/83	102.1	102.1	(³)	(³)	(³)
All other scissors & shears, incl. hedge & grass shears & pruners		3421-159	12/83	106.1	106.1	106.1	.3	0
Razor blades and razors, except electric		3421-2	12/83	106.6	106.6	107.9	1.2	1.2
Razor blades and razors, except electric		3421-211	12/83	106.6	106.6	107.9	1.2	1.2
Secondary products		3421-S	12/83	104.3	104.3	104.3	1.2	0
Hand and edge tools, n.e.c.	3423		06/83	109.0	110.0	110.0	1.6	0
Primary products		3423-P	06/83	109.3	110.5	110.3	1.4	-.2
Mechanics' hand service tools		3423-1	06/83	109.6	111.2	111.0	1.6	-.2
Pliers		3423-111	06/83	106.7	107.2	107.2	.6	0
Slip joint pliers		3423-11112	06/83	113.9	115.9	115.9	1.8	0
Solid joint pliers		3423-11113	06/83	104.3	104.3	104.3	.1	0

See footnotes at end of table.

Table 5. Producer price indexes for the net output of selected industries and their products—Continued

Industry and product ¹	Industry code	Product code	Index base	Index			Unadjusted percent change to Jan. 1987 from —	
				Sep. 1986 ²	Dec. 1986 ²	Jan. 1987 ²	Jan. 1986	Dec. 1986
Hand and edge tools, n.e.c.—Continued								
Wrenches		3423-113	06/83	112.3	115.5	115.0	2.6	-0.4
Sockets for hand-operated wrenches		3423-11321	06/83	112.6	117.1	116.5	3.7	-5
Combination open-end and box wrenches		3423-11324	06/83	112.9	116.3	115.7	2.8	-5
Torque wrenches		3423-11325	06/83	120.0	(³)	(³)	(³)	(³)
Adjustable wrenches, including pipe wrenches		3423-11326	06/83	108.7	108.7	108.7	0	0
All other wrenches		3423-11327	06/83	109.9	112.0	113.3	2.5	1.2
Screwdrivers		3423-114	06/83	110.3	114.6	113.7	3.1	-8
Automotive jacks, mechanical, excluding hydraulic and pneumatic		3423-115	06/83	102.8	102.8	102.8	-1	0
Tools for automotive use, excluding jacks		3423-116	06/83	109.0	109.0	109.0	1.1	0
All other mechanics' hand service tools		3423-117	06/83	107.5	107.6	107.7	.5	.1
Edge tools, hand operated		3423-2	06/83	103.8	103.8	104.2	.1	.4
Axes, adzes, and hatchets		3423-231	06/83	104.7	104.7	105.3	.6	.6
Machine knives, except metal cutting		3423-255	06/83	82.1	82.1	(³)	(³)	(³)
Professional and craftsmen's edge hand tools		3423-285	06/83	109.0	109.0	110.2	1.3	1.1
All other edge tools		3423-298	06/83	107.8	107.8	107.8	.3	0
Files, rasps, and file accessories and other hand tools		3423-3	06/83	111.8	112.8	112.5	1.8	-3
Shovels, spades, scoops, telegraph spoons, and scrapers		3423-311	06/83	118.1	121.7	119.2	4.2	-2.1
Light forged hammers, under 4 pounds, excluding ball peen hammers		3423-321	06/83	109.8	109.8	109.8	1.4	0
Steel goods, including forks, hoes, rakes, weeders, etc.		3423-341	06/83	117.9	120.8	119.8	4.0	-8
Other hand tools, except edge tools		3423-398	06/83	109.2	109.4	109.6	.7	.2
Miscellaneous receipts		3423-M	06/83	106.4	106.4	106.4	2.7	0
Secondary products		3423-S	06/83	109.5	109.6	110.5	1.4	.8
Hand saws and saw blades								
Primary products	3425		06/83	105.5	108.1	108.2	3.1	.1
Handsaws and handsaw blades		3425-P	06/83	105.0	108.1	108.2	3.2	.1
Hacksaws and hacksaw blades		3425-1	06/83	110.8	111.7	111.7	3.6	0
Woodworking power saw blades		3425-143	06/83	110.2	113.3	113.3	4.0	0
Circular saw blades		3425-2	06/83	100.6	101.9	101.9	-8	0
Solid tooth		3425-212	06/83	97.9	100.2	100.2	2.5	0
Inserted tooth		3425-21211	06/83	101.5	103.2	103.2	1.7	0
Bandsaw blades		3425-21213	06/83	88.1	(³)	92.0	4.8	(³)
All other woodworking power saw blades		3425-216	06/83	98.2	98.2	98.2	-9.9	0
Metalworking power saw blades		3425-219	06/83	105.6	106.0	105.9	.3	-1
Bandsaw blades		3425-3	06/83	105.7	112.8	113.1	7.3	.3
Other metalworking power saw blades		3425-336	06/83	106.4	114.6	115.0	8.4	.3
Secondary products		3425-339	06/83	106.4	106.8	107.3	1.4	.5
		3425-S	06/83	102.4	103.2	103.2	.8	0
Hardware, n.e.c.								
Primary products	3429		06/85	98.3	97.3	96.3	-4.8	-1.0
Furniture hardware, excluding cabinet hardware		3429-P	06/85	97.9	96.8	95.7	-5.4	-1.1
Drawer pulls and handles		3429-2	06/85	101.7	101.7	100.1	-4	-1.6
Furniture casters		3429-214	06/85	101.4	101.4	96.8	-4.5	-4.5
Other furniture hardware		3429-253	06/85	100.1	100.1	100.3	.2	.2
Vacuum and insulated bottles, jugs, and chests		3429-298	06/85	101.3	100.8	102.2	2.7	1.4
Vacuum (air-evacuated) products		3429-3	06/85	104.3	104.3	104.3	(³)	0
Builders' hardware		3429-315	06/85	105.2	105.2	105.2	(³)	0
Doorlocks, locksets, and locktrim, except architectural trim sold separately		3429-4	06/85	102.0	100.8	101.2	-5	.4
Cylindrical, except deadlocks and latches		3429-421	06/85	101.5	101.1	102.0	1.7	.9
Tubular, except deadlocks and latches		3429-42111	06/85	105.7	105.7	106.4	3.0	.7
Tubular and mortise deadlocks and latches		3429-42112	06/85	99.5	(³)	99.2	.3	(³)
All other types		3429-42114	06/85	98.2	98.3	100.0	1.0	1.7
Key blanks		3429-42116	06/85	95.7	96.3	97.4	2.4	1.1
Screen and storm door hardware, including hydraulic and pneumatic closers		3429-424	06/85	100.0	100.1	100.1	.1	0
Window hardware, including window locks		3429-433	06/85	102.2	100.9	100.9	.9	0
Door controls, closers, and checking devices		3429-436	06/85	103.2	103.2	(³)	(³)	(³)
Surface applied		3429-442	06/85	102.7	102.7	104.1	1.4	1.4
Hinges, excluding cabinet hinges, including spring hinges		3429-44211	06/85	103.5	103.5	105.3	1.7	1.7
Butt hinges: 3 1/2 inch x 3 1/2 inch, and under		3429-452	06/85	99.7	90.0	89.2	-12.8	-9
Other hinges		3429-45211	06/85	104.8	93.3	93.3	-10.2	0
Cabinet hardware		3429-45213	06/85	106.3	102.3	102.3	1.9	0
Cabinet hinges		3429-461	06/85	105.9	106.6	106.6	-9	0
Cabinet knobs, pulls, catches		3429-46111	06/85	101.5	102.4	102.4	1.0	0
Other cabinet hardware, including drawer slides		3429-46113	06/85	101.2	102.1	102.1	-4	0
Rim locks and other locking devices, n.e.c.		3429-46114	06/85	105.2	105.4	105.4	4.9	0
Other builders' hardware		3429-491	06/85	116.5	(³)	118.2	.5	(³)
Motor vehicle hardware		3429-498	06/85	102.7	102.7	102.7	2.5	0
Locking units		3429-6	06/85	94.2	92.6	90.0	-11.2	-2.8
Hinges		3429-651	06/85	100.4	(³)	(³)	(³)	(³)
Other motor vehicle hardware		3429-655	06/85	94.2	(³)	(³)	(³)	(³)
Other transportation equipment hardware, except motor vehicle hardware		3429-698	06/85	89.4	89.6	82.2	-22.3	-8.3
Marine hardware		3429-7	06/85	103.4	102.3	105.7	4.2	3.3
Aircraft hardware		3429-711	06/85	103.3	101.3	(³)	(³)	(³)
Other hardware, n.e.c.		3429-731	06/85	101.0	101.8	101.8	.8	0
Casters and wheels, for dollies and industrial handtrucks		3429-8	06/85	98.5	98.6	98.6	-1.7	0
Trunk and luggage hardware, including locks		3429-822	06/85	100.1	100.1	100.1	.1	0
Other hardware		3429-832	06/85	101.7	100.6	100.6	-6	0
Secondary products		3429-898	06/85	100.9	102.2	102.0	1.3	-2
		3429-S	06/85	102.5	103.3	103.5	2.3	.2

See footnotes at end of table.

Table 5. Producer price indexes for the net output of selected industries and their products—Continued

Industry and product ¹	Industry code	Product code	Index base	Index			Unadjusted percent change to Jan. 1987 from —	
				Sep. 1986 ²	Dec. 1986 ²	Jan. 1987 ²	Jan. 1986	Dec. 1986
Heating equipment, except electric and warm air; and plumbing fixtures	343		12/84	104.6	105.6	105.9	3.8	0.3
Metal sanitary ware	3431		12/80	122.6	122.1	122.1	-.7	0
Primary products		3431-P	12/80	123.0	122.6	122.7	.2	.1
Drinking fountains		3431-2	12/86	(³)	100.0	100.3	(³)	.3
Metal drinking fountains, other than steel		3431-231	12/86	(³)	100.0	100.5	(³)	.5
Sinks and sink/laundry tray combinations		3431-4	12/80	129.6	131.3	132.1	3.1	.6
Kitchen sinks (cast iron, steel, and stainless steel)		3431-426	12/80	122.2	123.8	124.1	2.1	.2
Bathtubs		3431-7	12/80	122.5	(³)	(³)	(³)	(³)
Cast iron bathtubs		3431-711	12/80	127.1	(³)	(³)	(³)	(³)
Steel bathtubs		3431-721	12/80	114.5	(³)	(³)	(³)	(³)
Secondary products		3431-S	12/80	121.3	120.7	(³)	(³)	(³)
Other secondary products		3431-SSS	12/80	113.6	113.0	(³)	(³)	(³)
Plumbing fixture fittings and brass goods	3432		06/83	109.6	109.6	110.3	4.1	.6
Primary products		3432-P	06/83	111.1	111.1	111.9	4.3	.7
Plumbing fixture fittings and brass goods		3432-1	06/83	111.1	111.1	111.9	4.3	.7
Bath and shower fittings		3432-101	06/83	108.2	108.1	109.2	.7	1.0
Bathtub and shower combination, other than single control		3432-10113	06/83	111.8	111.8	111.8	2.9	0
Other bath and shower fittings		3432-10117	06/83	112.8	112.8	112.8	1.1	0
Lavatory fittings		3432-102	06/83	105.2	105.2	105.6	.8	.4
Single control, 4 in. centerset		3432-10221	06/83	100.9	100.9	100.9	-.6	0
Residential, 4 in. centerset, other than single control		3432-10224	06/83	111.0	111.0	112.2	2.1	1.1
Sink fittings		3432-103	06/83	108.7	108.6	108.9	1.6	.3
Single control deck-type faucet with spray		3432-10334	06/83	113.7	113.8	113.8	1.2	0
Single control deck-type faucet without spray		3432-10335	06/83	107.5	107.4	107.4	1.5	0
Residential deck-type faucets, other than single control		3432-10336	06/83	111.0	111.0	112.4	4.9	1.3
Other sink fittings		3432-10339	06/83	103.3	103.3	103.3	0	0
Miscellaneous brass goods		3432-104	06/83	116.7	116.8	117.9	9.3	.9
Drains and overflows		3432-10443	06/83	110.8	110.8	117.8	8.2	6.3
Single, or single basin faucets		3432-10444	06/83	120.1	120.1	120.1	5.4	0
Traps		3432-10445	06/83	104.3	104.3	104.3	4.1	0
Compression stops, including those with drains		3432-10447	06/83	108.3	108.3	108.3	4.1	0
Lawn hose nozzles and lawn sprinklers		3432-10451	06/83	135.6	135.9	136.0	26.5	.1
Water closet tank flushing controls		3432-10453	06/83	111.5	111.5	115.8	3.9	3.9
Other miscellaneous items		3432-10498	06/83	112.0	112.2	112.3	1.6	.1
Secondary products		3432-S	06/83	116.6	116.6	116.6	1.2	0
Nonelectric heating equipment	3433		06/80	131.4	133.8	133.9	4.9	.1
Primary products		3433-P	06/80	131.2	134.2	134.3	4.9	.1
Cast iron heating boilers		3433-3	06/80	134.3	134.3	134.3	6.9	0
Oil-fired cast iron heating boilers		3433-311	06/80	128.7	128.7	128.7	5.7	0
Gas-fired cast iron heating boilers		3433-313	06/80	135.5	135.5	135.5	5.0	0
Domestic heating stoves		3433-4	06/80	124.4	125.3	125.3	.2	0
Wood and coal domestic heating stoves, except sheet metal, airtight		3433-416	06/80	123.6	125.9	125.9	-3.0	0
Other domestic heating stoves		3433-422	06/86	105.7	105.7	105.7	(³)	0
Other heating systems		3433-6	06/80	140.1	142.5	142.5	3.3	0
Floor and wall furnaces		3433-631	06/80	142.9	145.6	145.6	8.9	0
Gas-fired wall furnaces		3433-63113	06/80	142.0	144.9	144.9	9.3	0
Other systems, n.e.c.		3433-661	06/80	137.5	138.7	138.7	2.1	0
Other heating systems, n.e.c.		3433-66193	06/86	100.9	101.0	101.0	(³)	0
Parts for heating systems		3433-8	06/80	127.6	133.7	133.7	7.1	0
Gas burners and parts/attachments		3433-811	06/80	130.2	130.2	130.2	2.3	0
Gas burners under and equal to 400 MBH		3433-81101	06/80	131.7	131.7	131.7	2.7	0
Dual fuel burners and parts/attachments		3433-831	06/80	119.8	119.8	119.8	(³)	0
Commercial/industrial dual fuel burners		3433-83103	06/80	119.8	119.8	119.8	2.1	0
Other parts, n.e.c.		3433-871	06/86	101.9	103.0	103.0	(³)	0
Secondary products		3433-S	06/80	137.0	137.0	137.3	6.8	.2
Other secondary products		3433-SSS	06/80	141.5	141.5	141.5	6.9	0
Refrigeration and electric heating equipment		3585-S	06/80	123.7	123.7	124.8	(³)	.9
Fabricated structural metal products	344		12/84	100.5	100.8	100.5	0	-3
Fabricated structural metal	3441		06/82	104.0	104.7	104.5	1.2	-2
Primary products		3441-P	06/82	103.4	104.2	103.9	1.2	-3
Fabricated structural metal for buildings		3441-1	06/82	104.4	105.2	104.7	1.3	-5
Iron and steel for sale to other companies, industrial		3441-121	06/82	112.2	112.8	111.9	.4	-8
Industrial buildings and plants		3441-12101	06/82	115.6	116.3	115.2	.1	-9
Iron and steel for sale to other companies, commercial		3441-122	06/82	96.1	97.9	97.7	4.3	-2
Office buildings (low-rise)		3441-12202	06/82	96.7	96.7	(³)	(³)	(³)
Iron and steel for field erection by own company, commer., residen., instit., med., reli		3441-162	06/82	102.1	(³)	101.7	-1.1	(³)
Commercial, residential, institutional, medical, religious (low-rise)		3441-16202	06/82	106.2	(³)	105.8	-1.0	(³)
Other fabricated structural metal		3441-3	06/82	103.0	103.1	103.0	.5	-1
Iron and steel for sale to other companies, for towers and supporting structures		3441-342	06/82	112.3	112.3	(³)	(³)	(³)
Other iron and steel for sale to other companies (excluding re-bars, bar joists, etc.)		3441-358	06/82	98.8	98.9	98.9	-1.7	0
Secondary products		3441-S	06/82	114.2	114.4	114.4	.9	0

See footnotes at end of table.

Table 5. Producer price indexes for the net output of selected industries and their products—Continued

Industry and product ¹	Industry code	Product code	Index base	Index			Unadjusted percent change to Jan. 1987 from —	
				Sep. 1986 ²	Dec. 1986 ²	Jan. 1987 ²	Jan. 1986	Dec. 1986
Metal doors, sash and trim	3442		06/83	107.4	107.9	107.8	2.1	-0.1
Primary products		3442-P	06/83	107.8	108.4	108.1	1.9	-3
Metal doors and frames, except storm doors		3442-1	06/83	108.2	109.0	108.6	1.9	-4
Aluminum doors, all types		3442-11	06/83	107.3	107.4	107.2	1.2	-2
Aluminum residential doors		3442-112	06/83	106.9	106.9	106.9	.4	0
Sliding glass patio doors		3442-11216	06/83	106.3	106.3	106.3	.7	0
All other residential doors, including garage		3442-11218	06/83	99.0	99.0	98.9	-1.6	-1
Aluminum commercial and institutional doors		3442-113	06/83	108.4	108.7	108.2	3.9	-5
Iron and steel doors, all types		3442-12	06/83	107.5	108.8	108.2	2.1	-6
Iron and steel industrial doors		3442-121	06/83	102.2	(³)	102.2	1.0	(³)
All other industrial doors, including sliding		3442-12126	06/83	103.5	(³)	103.5	1.0	(³)
Iron and steel residential doors		3442-122	06/83	108.7	111.6	110.2	3.0	-1.3
Insulated steel entrance doors		3442-12229	06/83	108.2	110.7	110.7	4.6	0
Iron and steel commercial and institutional doors		3442-123	06/83	112.0	112.0	112.0	1.8	0
Swing doors		3442-12334	06/83	112.6	112.6	112.6	.7	0
All other commercial and institutional doors		3442-12336	06/83	108.5	108.5	108.5	2.6	0
Steel doorframes, 16 gauge and heavier		3442-143	06/83	108.9	108.9	108.9	.1	0
Shower doors and tub enclosures		3442-145	06/83	116.5	120.3	120.3	4.8	0
Metal window sash and frames, except storm sash		3442-2	06/83	106.7	107.0	106.9	.9	-1
Aluminum window sash and frames		3442-21	06/83	107.1	107.4	107.3	1.0	-1
Residential aluminum window sash and frames		3442-211	06/83	103.8	104.2	104.0	.7	-2
Single and double-hung		3442-21121	06/83	104.0	105.0	104.8	2.0	-2
Awning		3442-21122	06/83	94.1	(³)	(³)	(³)	(³)
Horizontal sliding		3442-21124	06/83	103.0	103.0	103.0	.3	0
All other residential window sash and frames		3442-21129	06/83	112.5	111.8	110.9	-4.6	-8
Nonresidential aluminum window sash and frames		3442-212	06/83	122.1	122.1	122.1	2.3	0
Single and double-hung		3442-21241	06/83	133.5	133.5	133.5	3.9	0
All other nonresidential window sash and frames		3442-21249	06/83	116.7	116.7	116.7	1.5	0
Steel window sash and frames, all types		3442-22	06/83	102.3	102.3	102.3	-6	0
Steel window sash and frames, all types		3442-221	06/83	102.3	102.3	102.3	-6	0
Metal molding and trim and storefronts		3442-3	06/83	97.5	98.1	97.6	3.2	-5
Aluminum molding and trim		3442-325	06/83	94.9	94.9	94.9	3.7	0
Metal storefronts, sold complete at factory		3442-351	06/83	115.3	115.1	115.5	4.4	.3
Metal combination screen and storm sash and doors		3442-4	06/83	111.8	112.3	112.3	4.2	0
Metal storm sash		3442-411	06/83	111.6	(³)	111.6	0	(³)
Aluminum and steel combination screen and storm sash		3442-412	06/83	115.5	(³)	(³)	(³)	(³)
Aluminum and steel combination screen and storm doors		3442-413	06/83	108.1	109.2	109.2	3.4	0
Metal window and door screens and weatherstrip		3442-5	06/83	110.1	110.1	110.1	-1	0
Metal screen doors		3442-511	06/83	106.4	106.4	106.4	-5	0
Metal window screens with metal frames		3442-512	06/83	(³)	(³)	(³)	(³)	(³)
Miscellaneous receipts		3442-M	07/83	96.8	97.6	(³)	(³)	(³)
Secondary products		3442-S	06/83	113.4	113.9	113.5	3.8	-4
Fabricated plate work	3443		03/80	118.7	118.9	118.9	-1.3	0
Primary products		3443-P	03/80	119.9	119.7	119.7	-2.4	0
Heat exchangers and steam condensers		3443-1	03/80	135.0	135.0	135.3	.7	.2
Bare tube heat exchangers		3443-111	03/80	140.5	140.5	141.2	.9	.5
Fin tube heat exchangers		3443-115	03/80	132.0	132.0	132.0	-5	0
Fabricated steel plate		3443-2	03/80	114.1	114.1	114.4	1.3	.3
Fabricated steel plate for large diameter pipe		3443-211	03/80	130.3	130.3	(³)	(³)	(³)
Weldments		3443-251	03/80	(³)	(³)	115.8	2.4	(³)
Other fabricated steel plate		3443-299	12/86	(³)	100.0	100.0	(³)	0
Steel power boilers (over 15 psi) and parts/attachments		3443-3	03/80	118.9	116.9	114.3	-10.8	-2.2
Water tube boilers up to 100,000 lbs./hr.		3443-31	03/80	(³)	(³)	132.2	7.0	(³)
Parts/attachments for steel power boilers		3443-36	12/86	(³)	(³)	(³)	(³)	(³)
Parts/attachments for steel power boilers		3443-362	12/86	(³)	(³)	(³)	(³)	(³)
Gas cylinders		3443-4	03/80	(³)	(³)	105.8	(³)	(³)
Carbon steel gas cylinders		3443-412	12/86	(³)	100.0	100.0	(³)	0
All other types of gas cylinders		3443-418	12/86	(³)	100.0	98.9	(³)	-1.1
Metal tanks made at plant, standard, pressure		3443-5	03/80	99.4	99.4	99.4	0	0
All other standard, pressure, non-LPG tanks		3443-538	03/80	(³)	(³)	(³)	(³)	(³)
Metal tanks made at plant, standard, non-pressure		3443-7	03/80	108.6	108.2	108.5	.2	.3
Bulk storage tanks, standard, non-pressure		3443-71	03/80	107.8	107.3	107.7	.4	.4
Carbon steel storage tanks, 6000 gal. and less		3443-711	03/80	109.3	109.3	109.3	0	0
Carbon steel storage tanks over 6000 gal.		3443-713	03/80	107.1	106.1	106.8	.7	.7
Custom tanks and vessels made at the plant		3443-8	03/80	118.8	118.8	119.3	-8	.4
Carbon steel customized tanks and vessels, non-LPG		3443-802	03/80	114.2	114.2	114.2	-2.4	0
Carbon steel tanks & vessels, 3/4" & less wall thickness		3443-80201	03/80	117.2	117.2	117.2	-1.3	0
All other types of customized tanks and vessels, non-LPG		3443-804	12/86	(³)	100.0	101.3	(³)	1.3
All other types of tanks & vessels, 3/4" & less wall thickness		3443-80401	12/86	(³)	100.0	101.3	(³)	1.3
Custom tanks and vessels made at plant and field assembled		3443-9	03/80	116.4	(³)	118.4	-8.8	(³)
Elevated water tanks, customized and field assembled		3443-922	03/80	105.1	(³)	(³)	(³)	(³)
Petroleum storage tanks, field assembled		3443-926	03/80	99.9	(³)	101.7	-12.8	(³)
Secondary products		3443-S	03/80	110.4	111.7	(³)	(³)	(³)
Sheet metal work	3444		12/82	106.7	107.2	106.7	.2	-5
Primary products		3444-P	12/82	105.8	106.1	105.4	-3	-7
Culverts, flumes, and irrigation pipes		3444-2	12/82	107.6	107.6	106.9	2.2	-7
Steel		3444-213	12/82	106.3	106.3	106.3	3.0	0
Culverts		3444-21301	12/82	104.5	104.5	104.5	0	0

See footnotes at end of table.

Table 5. Producer price indexes for the net output of selected industries and their products—Continued

Industry and product ¹	Industry code	Product code	Index base	Index			Unadjusted percent change to Jan. 1987 from —	
				Sep. 1986 ²	Dec. 1986 ²	Jan. 1987 ²	Jan. 1986	Dec. 1986
Sheet metal work—Continued								
Aluminum		3444-215	12/82	117.2	117.2	111.2	-3.6	-5.1
Metal roofing and roof drainage equipment		3444-4	12/82	105.3	105.2	102.1	.2	-2.9
Metal roofing, steel, all types		3444-411	12/82	100.7	99.9	(³)	(³)	(³)
Roof drainage equipment including eave troughs, aluminum		3444-429	12/82	100.0	100.0	96.3	8.7	-3.7
Metal flooring and siding		3444-5	12/82	101.0	102.4	(³)	(³)	(³)
Fabricated metal flooring		3444-505	12/82	95.3	(³)	(³)	(³)	(³)
Metal siding, aluminum, for residential use, including mobile homes		3444-517						
Other sheet metal work		3444-6	12/82	107.6	107.5	107.7	.2	.2
Bins and vats, grain		3444-621	12/82	90.7	89.5	87.1	3.1	-2.7
Farm		3444-62101	12/82	90.7	89.5	87.1	3.1	-2.7
Stovepipe, furnace smokepipe, elbows, and ducts, steel		3444-634	12/82	107.1	107.1	107.1	1.1	0
Air-conditioning ducts, including dust collecting ducts, steel		3444-637	12/82	96.9	96.8	96.8	-2.7	0
Other sheet metal work, steel		3444-662	12/82	109.7	110.4	110.4	.5	0
Precision sheet metal parts, not stamped		3444-66203	12/82	108.8	108.5	108.5	-3	0
Casings		3444-66206	12/82	106.8	108.8	108.8	0	0
Other steel sheet metal work		3444-66209	12/82	106.3	109.1	109.0	2.4	-1
Other sheet metal work, aluminum		3444-664	12/82	110.4	109.1	109.7	1.0	.5
Other sheet metal work of metals other than steel or aluminum		3444-698	12/82	112.9	112.9	112.9	0	0
Miscellaneous receipts		3444-M						
Secondary products		3444-S	12/82	107.1	107.1	107.1	.8	0
Architectural and ornamental metalwork								
3446			12/83	105.1	105.1	105.6	.6	.5
Primary products		3446-P	12/83	104.2	104.1	104.7	.7	.6
Architectural and ornamental metalwork		3446-1	12/83	104.2	104.1	104.7	.7	.6
Warm air or air conditioning grilles, registers and air diffusers		3446-11	12/83	104.4	104.4	104.4	1.4	0
Steel		3446-111	12/83	105.0	(³)	(³)	(³)	(³)
Aluminum		3446-113	12/83	103.7	103.7	103.7	1.6	0
Stairs		3446-13	12/83	106.2	107.2	106.9	-2	-3
Industrial class		3446-131	01/84	108.2	108.2	108.2	-1	0
Service class		3446-133	12/83	100.0	(³)	100.0	(³)	(³)
Commercial class		3446-135	12/83	108.1	110.4	109.5	-5	-8
Architectural class		3446-137	12/83	104.3	104.3	104.5	.1	.2
Railings		3446-14						
Steel, excluding stainless steel		3446-143	12/83	104.2	104.6	104.7	.7	.1
Grating and grating treads		3446-15	12/83	103.4	103.5	103.5	.4	0
Steel grating and grating treads		3446-151	12/83	104.8	104.8	104.8	.7	0
Welded grating		3446-15111	12/83	104.9	104.9	104.9	.4	0
Other grating		3446-15115	12/83	106.1	106.1	106.1	4.4	0
Aluminum grating and grating treads		3446-152	12/83	98.0	98.7	98.7	-3	0
Light gauge metal framing		3446-16	12/83	112.7	111.2	114.6	1.5	3.1
Ground supported scaffolding and shoring		3446-18	12/83	102.4	100.0	100.6	-1.8	.6
Scaffolding, ground supported		3446-181	12/83	103.3	100.9	101.1	-2.1	.2
Iron and steel		3446-18111	02/84	103.8	103.8	103.9	.1	.1
Other architectural and ornamental metalwork		3446-19	12/83	99.7	99.7	99.7	.4	0
Fences, gates and posts		3446-192						
Iron and steel		3446-19211	12/83	100.0	100.0	100.0	0	0
Window guards		3446-193	12/83	97.8	97.8	97.8	0	0
Other architectural and ornamental metalwork		3446-199	12/83	100.1	100.1	100.1	.9	0
Steel, excluding stainless steel		3446-19913	12/83	99.2	99.1	99.3	1.1	.2
Secondary products		3446-S	12/83	111.1	111.6	112.0	.6	.4
Fabricated structural metal		3441-S	12/83	108.4	113.2	112.9	2.7	-3
Sheet metalwork		3444-S	12/83	101.0	101.0	101.0	1.0	0
Other secondary products		3446-SSS	12/83	117.3	116.6	117.5	-2	.8
Prefabricated metal buildings								
3448			12/81	101.7	101.8	99.9	-6	-1.9
Primary products		3448-P	12/81	101.4	101.3	99.3	-9	-2.0
Prefab. metal bldg. sys., excl. farm service bldgs., resid. bldgs., & parts for prefab. bldgs.		3448-1	12/81	98.3	98.3	95.1	-1.8	-3.3
Industrial and commercial		3448-115	12/81	98.2	98.2	95.1	-1.7	-3.2
Other prefabricated and portable metal buildings and parts		3448-2	12/81	106.3	105.8	105.8	.5	0
Grain storage buildings, including farm and commercial types, steel and aluminum		3448-214	12/81	107.5	105.7	106.0	0	.3
Other farm service bldgs., steel and aluminum, excl. wood frame bldgs.		3448-215	12/81	106.9	(³)	(³)	(³)	(³)
Small utility bldgs., incl. tool sheds, cabanas, storage houses, etc., steel and aluminum		3448-221	12/81	106.8	106.8	106.0	.8	-7
Dwellings and other non-farm bldgs. incl. vacation homes, etc.; steel and aluminum		3448-235	12/81	114.5	114.5	115.4	1.4	.8
Panels, parts, or sections for prefab. bldgs., not sold as a complete unit, steel & aluminum		3448-254	12/81	101.4	101.8	101.5	.4	-3
Secondary products		3448-S	12/81	102.2	106.8	102.9	1.8	-3.7
Miscellaneous metal work								
3449			12/84	98.1	98.3	98.6	.2	.3
Primary products		3449-P	12/84	98.2	98.4	99.3	.8	.9
Bar joists and fabricated concrete reinforcing bars		3449-4	12/84	97.4	92.9	94.5	-3.8	1.7
All long span joists		3449-447	09/86	100.0	(³)	85.2	(³)	(³)
Fabricated concrete reinforcing bars		3449-452	12/84	97.4	95.5	96.6	-1.6	1.2
Secondary products		3449-S	12/84	100.0	(³)	94.3	(³)	(³)
Screw machine products, and bolts, nuts, screws, rivets, and washers								
345			12/84	100.0	100.1	100.1	.6	0

See footnotes at end of table.

Table 5. Producer price indexes for the net output of selected industries and their products—Continued

Industry and product ¹	Industry code	Product code	Index base	Index			Unadjusted percent change to Jan. 1987 from —	
				Sep. 1986 ²	Dec. 1986 ²	Jan. 1987 ²	Jan. 1986	Dec. 1986
Screw machine products	3451		12/83	106.3	106.4	106.4	0.5	0
Primary products		3451-P	12/83	106.9	107.0	107.0	.6	0
Automotive screw machine products		3451-1	12/83	113.6	113.7	113.7	.1	0
Other screw machine products		3451-2	12/83	102.7	102.8	102.9	.9	.1
Aircraft		3451-222	12/83	101.1	(³)	101.4	.3	(³)
Ordnance		3451-223	12/83	115.9	115.9	115.9	0	0
Household appliances, including radio and television		3451-242	12/83	107.8	109.0	109.1	5.8	.1
Machinery		3451-262	12/83	101.4	101.4	101.4	.1	0
All other end uses, except automotive		3451-298	12/83	100.5	100.5	100.5	.1	0
Secondary products		3451-S	12/83	99.0	99.0	99.0	0	0
Bolts, nuts, screws, rivets, and washers	3452		06/82	102.2	102.2	102.3	.6	.1
Primary products		3452-P	06/82	102.3	102.4	102.4	.7	0
Externally threaded fasteners, except aircraft		3452-4	06/82	104.0	104.4	104.4	.3	0
Hex bolts, including heavy, tap, and joint		3452-412	06/82	92.5	94.5	(³)	(³)	(³)
Square and round bolts and plow numbers 3, 4, 6, 7, and track		3452-413	06/82	110.3	110.3	110.3	0	0
High-strength structural and bent bolts		3452-416	06/82	109.1	109.1	111.0	1.7	1.7
Studs		3452-421	06/82	97.5	95.2	96.1	-4.7	.9
Flanged, self-locking, set, and wood screws		3452-432	06/82	146.5	145.7	145.2	-5	-3
Cap screws, 1/4 in. diameter and above		3452-434	06/82	102.7	108.3	106.5	1.2	-1.7
Machine screws		3452-437	06/82	99.4	98.5	98.3	-.3	-2
Thread-cutting, self-drilling, and thread-rolling screws		3452-442	06/82	102.0	102.3	102.3	1.6	0
Other externally threaded fasteners, except aircraft		3452-469	06/82	106.4	106.1	106.2	2.4	.1
Internally threaded fasteners, except aircraft		3452-5	06/82	95.9	95.2	95.2	1.1	0
Hex nuts		3452-502	06/82	90.2	89.2	89.2	1.6	0
Locknuts: prevailing torque and free spinning		3452-511	06/82	109.3	109.3	109.3	0	0
Other internally threaded fasteners, including all nonmetallic		3452-539	06/82	111.0	111.0	111.0	.1	0
Nonthreaded fasteners, except aircraft		3452-6	06/82	101.7	102.1	102.0	1.7	-1
Solid rivets, all sizes		3452-601	06/82	96.0	96.0	96.0	0	0
Tubular, split, and blind rivets		3452-603	06/82	101.1	101.4	101.3	.7	-1
Pins, machine type		3452-621	06/82	104.0	104.0	104.0	0	0
Washers, all types		3452-631	06/82	97.8	99.0	98.7	3.9	-3
Other nonthreaded fasteners, including all nonmetallic		3452-649	06/82	107.2	107.2	107.2	1.8	0
Aircraft/aerospace fasteners		3452-7	06/82	103.8	103.8	103.8	1.4	0
Bolts, all KSI tensile		3452-701	06/82	108.0	108.0	108.0	6.8	0
Nuts, all types		3452-731	06/82	103.8	103.8	103.8	0	0
Rivets, all types		3452-762	06/82	115.7	115.7	115.7	8.2	0
Other formed fasteners		3452-8	06/82	101.5	101.5	101.5	.3	0
Automotive		3452-811	06/82	99.4	(³)	(³)	(³)	(³)
Other aircraft		3452-831	06/82	100.7	100.7	(³)	(³)	(³)
Miscellaneous receipts		3452-M	06/82	97.2	98.4	98.4	1.3	0
Secondary products		3452-S	06/82	106.3	102.6	103.4	-2.3	.8
Metal forgings and stampings	346		12/84	98.4	98.6	98.7	-1.0	.1
Iron and steel forgings	3462		12/83	96.0	95.5	96.0	-1.1	.5
Primary products		3462-P	12/83	96.6	96.5	97.1	-.4	.6
Hot impression die impact, press and upset ferrous forgings		3462-5	12/83	96.6	96.5	97.4	-.2	.9
Carbon steel		3462-511	12/83	100.0	99.8	101.5	.2	1.7
Alloy steel, except stainless and high-temperature		3462-513	12/83	98.7	98.7	98.7	-.5	0
Stainless steel		3462-515	12/83	93.6	93.6	93.6	1.3	0
High-temperature iron, nickel and cobalt-base alloys		3462-517	12/83	81.1	81.1	81.1	-1.6	0
Cold impression die impact, press and upset ferrous forgings		3462-6	12/83	101.7	101.7	101.7	-2.3	0
Carbon steel		3462-611	12/83	106.4	106.4	106.4	.3	0
Seamless rolled-ring ferrous forgings		3462-7	12/83	97.1	97.1	97.1	-.5	0
Open die or smith (hammer or press) ferrous forgings		3462-8	12/83	93.4	93.4	93.4	-.1	0
Carbon steel		3462-811	12/83	96.8	96.8	96.8	-.1	0
Alloy steel, except stainless and high-temperature		3462-813	12/83	91.9	91.9	91.9	.2	0
Secondary products		3462-S	12/83	90.6	86.2	85.0	-8.6	-1.4
Nonferrous forgings	3463		12/83	105.7	103.1	103.6	-1.5	.5
Primary products		3463-P	12/83	104.4	104.3	104.8	1.1	.5
Hot impression die impact, press and upset nonferrous forgings		3463-5	12/83	104.2	104.0	104.6	.4	.6
Aluminum and aluminum alloy		3463-521	12/83	112.4	112.3	113.5	.5	1.1
Titanium and titanium alloy		3463-523	12/83	92.7	91.8	91.8	-.9	0
Copper and copper alloy		3463-525	12/83	104.8	104.7	(³)	(³)	(³)
Other nonferrous hot impression die forgings		3463-529	12/83	96.6	97.0	(³)	(³)	(³)
Other nonferrous forgings		3463-9	12/83	(³)	(³)	(³)	(³)	(³)
Other nonferrous forgings		3463-921	12/83	(³)	(³)	(³)	(³)	(³)
Automotive stampings	3465		12/82	106.3	106.4	106.4	-3.4	0
Primary products		3465-P	12/82	106.1	106.2	106.2	-3.7	0
Original equipment automotive stampings		3465-1	12/82	107.0	107.0	107.0	-4.4	0
Passenger car stampings		3465-111	12/82	107.3	107.3	107.3	-4.9	0
Body panels		3465-11111	12/82	104.9	104.9	104.9	-7.3	0
Chassis parts		3465-11112	12/82	113.0	113.0	113.0	.9	0
Truck and bus stampings		3465-113	12/82	104.4	104.4	104.4	1.0	0
Body panels		3465-11313	12/82	103.9	103.9	103.9	1.3	0
Chassis parts		3465-11314	12/82	105.7	105.7	105.7	.5	0
Service part automotive stampings		3465-3	12/82	97.8	99.0	99.0	2.3	0
Passenger car stampings		3465-311	12/82	96.8	98.1	98.1	2.6	0
Secondary products		3465-S	12/82	104.1	104.2	104.2	.1	0

See footnotes at end of table.

Table 5. Producer price indexes for the net output of selected industries and their products—Continued

Industry and product ¹	Industry code	Product code	Index base	Index			Unadjusted percent change to Jan. 1987 from —	
				Sep. 1986 ²	Dec. 1986 ²	Jan. 1987 ²	Jan. 1986	Dec. 1986
Metal crowns and closures	3466		12/83	102.5	102.5	102.0	0.7	-0.5
Primary products		3466-P	12/83	102.1	102.1	101.6	.8	-.5
Metal commercial closures(caps)		3466-1	12/83	100.8	100.8	100.5	0	-.3
Screw thread and lug type(nonvacuum)		3466-103	12/83	99.5	99.5	99.5	.1	0
Tin mill products		3466-10331	12/83	99.5	99.5	99.5	-.1	0
Metal caps (vacuum)		3466-142	12/83	102.0	102.0	101.5	0	-.5
Continuous thread		3466-14244	12/83	100.8	100.8	96.5	-.1	-4.3
Other metal closures, except crowns		3466-3	12/83	99.4	99.3	99.3	(³)	0
Metal crowns		3466-4	12/83	104.5	104.5	104.5	.1	0
Soft drink containers		3466-415	12/83	105.1	105.0	104.9	.2	-.1
Conventional type		3466-41517	12/83	103.0	103.0	102.9	-.6	-.1
Metal stampings, n.e.c.	3469		06/84	103.7	104.7	104.9	3.3	.2
Primary products		3469-P	06/84	103.4	103.9	104.0	3.1	.1
Job stampings, except automotive		3469-2	06/84	105.4	105.7	105.7	3.6	0
Aviation stampings		3469-211	06/84	102.2	101.4	102.2	1.9	.8
Agricultural equipment stampings		3469-215	06/84	100.0	(³)	(³)	(³)	(³)
Electrical equipment stampings, except refrigerator and laundry		3469-225	06/84	103.0	103.0	103.3	0	.3
Office machine stampings		3469-241	06/84	107.2	107.2	107.2	2.8	0
Stoves, heater and air conditioner stampings		3469-271	06/84	102.7	102.7	106.1	7.4	3.3
Other industrial equipment stampings		3469-289	06/84	111.8	111.8	111.8	15.5	0
Other job stampings		3469-298	06/84	105.2	105.2	105.4	2.0	.2
Stamped and spun utensils, cooking and kitchen, aluminum		3469-4	06/84	104.2	107.3	108.1	4.7	.7
Top of range household utensils		3469-411	06/84	106.5	108.4	109.1	3.8	.8
Bakeware, pantryware and miscellaneous household utensils		3469-414	06/84	99.5	105.2	106.4	6.9	1.1
Stamped and spun utensils, cooking and kitchen, except aluminum		3469-5	06/84	95.9	95.4	95.5	1.0	.1
Top of range household utensils, stainless steel		3469-511	06/84	86.8	86.8	86.8	0	0
Bakeware, pantryware and miscellaneous household utensils, stainless steel		3469-514	06/84	(³)	100.7	100.7	(³)	0
Other stamped and spun utensils, cooking and kitchen, except aluminum		3469-598	06/84	108.6	106.6	107.1	3.1	.5
Other stamped and pressed metal end products		3469-9	06/84	101.8	102.2	102.3	2.0	.1
Other stamped and pressed metal end products		3469-998	06/84	99.5	99.5	99.6	1.0	.1
Secondary products		3469-S	06/84	105.4	110.0	111.0	6.0	.9
Coating, engraving, and allied services	347		12/84	105.3	105.7	105.8	1.1	.1
Metal plating and polishing	3471		12/84	104.1	104.4	104.4	.5	0
Primary products		3471-P	12/84	104.1	104.5	104.5	.5	0
Metal plating and polishing		3471-1	12/84	104.1	104.5	104.5	.5	0
Electroplating-rack		3471-101	12/84	102.8	104.6	104.3	-1.1	-.3
Electroplating-barrel		3471-102	12/84	102.4	101.0	101.7	1.0	.7
Engineering plating - hard chrome, hard nickel		3471-103	12/84	106.2	106.2	106.2	1.9	0
Anodizing		3471-104	12/84	108.4	108.4	108.4	2.1	0
Hard coat anodizing		3471-10431	12/84	108.0	108.0	108.0	4.0	0
Other anodizing		3471-10432	12/84	108.5	108.5	108.5	1.6	0
Mechanical surface preparation		3471-105	12/84	102.6	100.9	101.4	-.2	.5
Polishing and buffing		3471-10541	12/84	102.3	100.5	101.0	-.4	.5
Other surface finishing		3471-10543	12/84	106.4	106.4	106.4	2.4	0
Other plating		3471-106	12/84	105.9	107.6	105.7	5.3	-1.8
Secondary products		3471-S	12/84	103.4	103.4	103.4	.7	0
Metal coating and allied services	3479		12/84	106.7	107.2	107.3	1.6	.1
Primary products		3479-P	12/84	108.0	107.9	108.4	1.4	.5
Metal coating and allied services		3479-1	12/84	108.0	107.9	108.4	1.4	.5
Printing, etching and engraving metal nameplates		3479-101	12/84	103.5	103.5	103.5	.4	0
Other printing, etching and engraving		3479-102	12/84	100.4	100.4	98.7	-2.0	-1.7
Galvanizing and other hot dip coating		3479-103	12/84	103.5	103.7	103.2	.7	-.5
After fabrication galvanizing, excluding all steel company operations		3479-10312	12/84	101.9	102.4	101.4	2.3	-1.0
Hot dip coating other than zinc		3479-10314	12/84	102.3	102.3	102.3	0	0
Organic coatings		3479-104	12/84	111.3	111.0	112.2	2.0	1.1
Coil coating		3479-10421	12/84	122.0	(³)	123.2	1.0	(³)
Spray coating, including electrostatic coating		3479-10422	12/84	106.9	105.2	108.2	5.4	2.9
All other organic coating		3479-10423	12/84	100.4	100.4	100.4	-.7	0
Secondary products		3479-S	12/84	98.0	101.4	99.5	3.0	-1.9
Ordnance and accessories, except vehicles and guided missiles	348		06/85	104.9	104.3	105.3	0	1.0
Small arms ammunition, 30mm and under	3482		06/85	103.3	96.4	100.3	-4.5	4.0
Primary products		3482-P	06/85	103.4	95.0	99.8	-5.6	5.1
Cartridges for small firearms (rifles and sidearms)		3482-1	06/85	101.9	83.3	95.5	-7.7	14.6
Centerfire pistols, including cartridges interchangeable between rifles and pistols		3482-114	06/85	101.4	101.5	101.4	1.3	-.1
Shipped to government (federal, state, and local)		3482-11441	06/85	103.1	103.5	103.1	3.2	-.4
Other shipments		3482-11449	06/85	100.3	(³)	(³)	(³)	(³)
Ammunition components		3482-3	06/85	95.0	93.0	93.2	-6.8	.2
Wads, shot cases (primed or unprimed), bullets, bullet jackets, and cases		3482-369	06/85	95.3	93.0	93.3	-7.3	.3

See footnotes at end of table.

Table 5. Producer price indexes for the net output of selected industries and their products—Continued

Industry and product ¹	Industry code	Product code	Index base	Index			Unadjusted percent change to Jan. 1987 from —	
				Sep. 1986 ²	Dec. 1986 ²	Jan. 1987 ²	Jan. 1986	Dec. 1986
Ammunition, except small arms, n.e.c.	3483		12/85	101.2	101.3	100.8	-4.1	-0.5
Primary products		3483-P	12/85	94.8	95.1	94.2	-7.2	-9
Artillery ammunition and component parts, over 30mm (or 1.18 inches) .		3483-1	12/85	95.6	96.3	95.4	-6.4	-9
Complete rounds, loaded		3483-111	12/85	97.3	(³)	97.3	-3.1	(³)
Projectile metal parts		3483-151	12/85	102.2	101.6	102.2	-3.6	.6
Artillery component parts		3483-171	12/85	92.6	95.3	92.0	-7.5	-3.5
Primers		3483-17111	12/85	87.0	(³)	87.0	-9.4	(³)
Fuses		3483-17114	12/85	86.3	86.3	84.5	-17.2	-2.1
Ammunition, except for small arms, n.e.c.		3483-3	12/85	93.7	93.5	92.6	-8.3	-1.0
Rockets (other than guided missiles) and parts		3483-331	12/85	103.9	97.9	97.9	-2.1	0
Other ammunition and ammunition parts, n.e.c., except small arms		3483-341	12/85	100.9	106.2	101.0	-4.5	-4.9
Small arms, 30 mm and under	3484		06/85	105.2	106.4	108.0	4.4	1.5
Primary products		3484-P	06/85	105.1	106.5	108.4	4.3	1.8
Pistols and revolvers		3484-2	06/85	104.9	105.9	108.7	6.5	2.6
Centerfire pistols and revolvers		3484-201	06/85	104.4	104.4	107.4	4.8	2.9
Rimfire pistols and revolvers		3484-202	06/85	107.0	111.2	113.4	13.3	2.0
Rifles		3484-3	06/85	104.9	106.2	106.8	1.6	.6
Centerfire rifles		3484-301	06/85	104.9	108.0	108.6	2.1	.6
Semiautomatic centerfire rifles		3484-30121	06/85	107.2	113.4	114.9	7.2	1.3
Shotguns		3484-4	06/85	106.9	115.5	115.1	4.4	-3
Repeating shotguns		3484-401	06/85	106.7	115.0	114.6	3.8	-3
Other small arms		3484-5	06/85	104.7	104.7	105.5	4.2	.8
Other small arms		3484-501	06/85	104.7	104.7	105.5	4.2	.8
Parts and attachments for small arms		3484-6	06/85	105.3	105.3	107.4	2.5	2.0
Parts and attachments for small arms		3484-601	06/85	105.3	105.3	107.4	2.5	2.0
Small arms shipped to U.S. military		3484-7	06/85	103.9	(³)	(³)	(³)	(³)
Secondary products		3484-S	06/85	101.9	101.9	101.9	1.9	0
Ordnance and accessories, n.e.c.	3489		12/85	102.0	102.8	102.8	2.8	0
Primary products		3489-P	12/85	103.1	104.9	104.8	4.8	-1
Guns, howitzers, mortars and related equipment over 30mm		3489-1	12/85	98.8	98.8	97.7	(³)	-1.1
Parts and other related equipment		3489-103	12/85	98.8	98.8	98.8	(³)	0
Ordnance and accessories, n.e.c., incl. rocket projectors, torpedo tubes, and their parts		3489-2	12/85	103.6	105.6	105.6	5.6	0
Ordnance and accessories, n.e.c., and their parts		3489-201	12/85	103.6	105.6	105.6	5.6	0
Ordnance and accessories, n.e.c., and their parts - domestic sales ..		3489-20121	12/85	103.6	105.6	105.6	5.6	0
Secondary products		3489-S	12/85	106.0	106.0	106.0	(³)	0
Miscellaneous fabricated metal products	349		12/84	102.4	102.7	103.0	1.3	.3
Steel springs, except wire	3493		06/81	106.9	106.8	106.8	-6	0
Primary products		3493-P	06/81	106.1	106.2	106.1	-4	-1
Hot formed springs		3493-1	06/81	106.6	106.7	106.5	-7	-2
Hot formed coil springs		3493-121	06/81	106.3	106.2	106.3	-2	.1
Locomotive, railroad car, and other helical springs		3493-12116	06/81	107.7	107.7	107.7	0	0
Hot formed leaf springs		3493-131	06/81	105.1	105.2	104.8	-1.2	-4
Replacement leaf springs		3493-13151	06/81	110.8	110.9	110.9	-8	0
Original equipment leaf springs other than for passenger cars		3493-13158	06/81	99.0	99.1	98.2	-1.7	-9
Cold formed springs		3493-2	06/81	103.6	103.6	104.0	.5	.4
Valves and pipe fittings		3494	12/82	108.0	107.9	108.2	.7	.3
Primary products		3494-P	12/82	107.3	107.2	107.5	.6	.3
Fluid power valves		3494-2	12/82	106.9	107.0	107.1	2.3	.1
Hydraulic valves		3494-212	12/82	104.9	104.9	105.1	1.5	.2
Manually operated directional control valves		3494-21201	12/82	104.6	104.6	104.6	0	0
Solenoid operated directional control valves		3494-21202	12/82	96.2	96.2	96.2	.8	0
Other directional control valves		3494-21203	12/82	100.1	100.1	100.4	1.1	.3
Flow control valves (including check valves)		3494-21205	12/82	105.8	105.8	105.8	5.7	0
Servovalves and combination valves		3494-21206	12/82	108.9	(³)	(³)	(³)	(³)
Other hydraulic valves		3494-21207	12/82	115.5	115.5	116.0	2.4	.4
Pneumatic valves		3494-224	12/82	111.3	111.6	111.6	3.9	0
Pressure control valves		3494-22403	12/82	111.5	113.0	113.0	4.4	0
Other pneumatic valves		3494-22405	12/82	110.1	110.1	110.1	2.9	0
Metal valves for piping systems and equipment, except plumbing and heating valves		3494-3	12/82	104.5	104.4	104.8	1.4	.4
Gates, globes, angles, checks, etc.		3494-312	12/82	102.9	104.3	104.3	2.9	0
Water works or municipal valves (IBBM, AWWA, UL)		3494-31201	12/82	114.7	114.7	114.7	3.0	0
Fire hydrants		3494-31202	12/82	124.3	124.3	124.3	4.5	0
Iron valves (excluding IBBM, AwwA, UL)		3494-31203	12/82	109.1	109.1	109.1	2.8	0
Cast carbon steel valves (all pressures)		3494-31204	12/82	92.9	92.6	92.6	.2	0
Forged carbon steel valves (all pressures)		3494-31205	12/82	85.3	85.3	85.3	6.8	0
Brass and bronze valves (125 lb w.s.p. and over)		3494-31207	12/82	108.2	108.2	108.2	1.2	0
Cast alloy steel valves, including stainless		3494-31208	12/82	94.8	(³)	103.5	6.6	(³)
Pop safety valves and relief valves (over 15 lb w.s.p.)		3494-349	12/82	115.8	(³)	117.4	(³)	(³)
Ball valves, all metals, pressures, and types		3494-363	12/82	103.4	103.3	104.0	1.3	.7
Iron and steel ball valves		3494-36301	12/82	104.2	104.2	105.1	2.2	.9
Brass and bronze ball valves		3494-36302	12/82	100.7	100.3	100.3	-1.8	0
Butterfly valves, all metals, pressures, and types		3494-367	12/82	98.5	98.0	98.0	-1.8	0
Iron butterfly valves, including ductile		3494-36701	12/82	100.5	99.6	99.6	-4.5	0

See footnotes at end of table.

Table 5. Producer price indexes for the net output of selected industries and their products—Continued

Industry and product ¹	Industry code	Product code	Index base	Index			Unadjusted percent change to Jan. 1987 from —	
				Sep. 1986 ²	Dec. 1986 ²	Jan. 1987 ²	Jan. 1986	Dec. 1986
Valves and pipe fittings—Continued								
Steel (cast and fabricated) butterfly valves		3494-36702	12/82	96.7	96.7	96.7	0.8	0
Plug valves, all metals, pressures, and types		3494-375	12/82	108.4	106.0	106.0	-.7	0
Iron plug valves, including ductile		3494-37501	12/82	103.7	103.7	103.7	1.2	0
Carbon steel plug valves		3494-37502	12/82	109.2	104.4	104.4	-3.2	0
Other alloy plug valves, including alloy steel		3494-37503	12/82	112.3	112.3	112.3	3.2	0
Other metal valves and specialties		3494-398	12/82	107.8	100.8	103.7	-3.4	2.9
Plumbing and heating valves and specialties, excluding plumbers' brass goods								
Other plumbing and heating valves 15 lb w.s.p. and under		3494-4	12/82	106.0	105.6	106.9	1.1	1.2
Automatic regulating and control valves		3494-419	12/82	102.0	101.3	103.6	2.0	2.3
Pneumatic actuated control valves		3494-5	12/82	111.7	111.7	111.6	1.2	-.1
Self-contained direct actuated pressure regulator valves		3494-505	12/82	113.0	113.0	113.6	3.9	.5
Flow regulator valves for gas, vapors, or liquids		3494-531	12/82	113.6	113.6	113.6	0	0
Other regulator valves		3494-545	12/82	110.8	110.8	108.1	-3.9	-2.4
Solenoid valves		3494-548	12/82	110.5	110.5	110.5	1.0	0
Solenoid valves		3494-6	12/82	121.2	124.2	124.8	3.1	.5
Metal fittings, flanges, and unions for piping systems		3494-655	12/82	121.2	124.2	124.8	3.1	.5
Forged carbon steel fittings, flanges, and unions		3494-7	12/82	106.9	106.0	106.8	-3.8	.8
Threaded type		3494-723	12/82	103.2	101.1	100.4	-3.9	-.7
Butt-welding type (flanges only)		3494-72302	12/82	103.3	103.3	100.4	-3.0	-2.8
Butt-welding type (fittings only)		3494-72303	12/82	116.6	107.9	107.9	-8.6	0
Stainless and alloy steel fittings, flanges, and unions		3494-72304	12/82	91.9	(?)	(?)	(?)	(?)
Socket-weld and threaded type		3494-725	12/82	101.1	101.1	101.1	-3.0	0
Butt-welding type		3494-72501	12/82	92.6	92.6	92.6	-7.5	0
Pipe hangers and supports, excluding metal framing		3494-72502	12/82	107.1	107.1	107.1	(?)	0
Pipe couplings		3494-731	12/82	86.5	86.5	(?)	(?)	(?)
All other metal fittings and unions for piping systems		3494-785	12/82	96.9	99.3	99.2	-.2	-.1
Fluid power hose and tube fittings		3494-798	12/82	100.1	93.5	93.8	-18.6	.3
Fittings for metal and plastic tubing		3494-8	12/82	107.8	107.9	107.9	1.6	0
Hose end fittings and hose assemblies for fluid power systems		3494-815	12/82	106.5	106.5	106.5	.4	0
Other hose connectors		3494-841	12/82	108.5	108.6	108.6	2.3	0
Parts and components for valves and pipe fittings (sold separately)		3494-84104	12/82	109.3	109.6	109.5	3.5	-.1
Miscellaneous receipts		3494-9	12/82	117.2	117.2	117.2	3.7	0
Secondary products		3494-M	12/82	83.0	83.8	83.0	-.4	-1.0
Secondary products		3494-S	12/82	123.0	122.9	123.5	2.8	.5
Wire springs								
Primary products	3495		12/82	104.0	105.7	105.9	2.3	.2
Precision mechanical springs		3495-P	12/82	103.6	105.5	105.7	2.6	.2
Compression type shipments to O.E.M.		3495-2	12/82	106.1	110.6	111.1	4.9	.5
Automotive		3495-212	12/82	106.3	114.4	115.1	8.5	.6
Electronics		3495-21211	12/82	102.9	101.9	102.9	-1.5	1.0
Other machinery		3495-21213	12/82	113.7	191.3	191.3	80.3	0
Consumer goods		3495-21215	12/82	114.7	114.7	117.2	2.2	2.2
Other		3495-21217	12/82	103.0	103.0	(?)	(?)	(?)
Compression type, other shipments		3495-21219	12/82	104.7	104.2	104.2	-.7	0
Extension type		3495-214	12/82	104.5	(?)	104.5	0	(?)
Torsion type		3495-215	12/82	102.8	102.3	102.4	-1.9	.1
Other wire springs		3495-217	12/82	110.6	110.6	110.6	2.2	0
Spring units for box springs, innerspring mattresses, and dual purpose sleep furniture		3495-3	12/82	101.7	101.7	101.7	.9	0
Valve springs		3495-317	12/82	102.0	102.0	(?)	(?)	(?)
Other wire springs		3495-321	12/82	99.8	99.8	99.8	1.6	0
Secondary Products		3495-398	12/82	101.3	101.3	101.3	2.2	0
Secondary Products		3495-S	12/82	108.4	108.4	108.4	0	0
Miscellaneous fabricated wire products								
Primary products	3496		12/82	104.8	104.5	104.8	1.2	.3
Noninsulated ferrous wire rope, cable and strand		3496-P	12/82	104.9	104.7	104.7	.7	0
Steel wire rope and cable		3496-1	12/82	103.0	102.9	102.9	1.8	0
Ferrous wire cloth and other ferrous woven wire products		3496-111	12/82	100.3	100.3	100.3	0	0
Insect wire screening		3496-4	12/82	103.1	104.5	104.5	1.7	0
Steel fencing and fence gates		3496-411	12/82	100.0	100.0	100.0	0	0
Chain link fencing		3496-6	12/82	106.3	106.3	106.3	3.1	0
Steel nails, spikes, brads, staples and tacks		3496-613	12/82	105.7	105.7	105.7	3.0	0
Bright nails		3496-7	12/82	110.2	111.9	114.1	3.4	2.0
Other ferrous fabricated wire products		3496-711	12/82	130.6	133.5	137.1	3.9	2.7
Welded steel wire fabric (concrete reinforcing mesh)		3496-8	12/82	105.4	104.5	104.4	-.4	-.1
Other welded steel wire fabric		3496-861	12/82	(?)	(?)	(?)	(?)	(?)
Wire carts		3496-865	12/82	111.7	110.4	111.5	4.4	1.0
Wire cages		3496-873	12/82	107.2	(?)	104.5	0	(?)
Other ferrous wire products		3496-875	12/82	101.9	101.9	101.9	.1	0
Secondary products		3496-898	12/82	103.1	102.6	104.4	-.3	-2.1
Secondary products		3496-S	12/82	103.2	102.2	104.6	4.2	2.3
Metal foil and leaf								
Primary products	3497		12/84	100.5	101.4	101.4	1.4	0
Converted unmounted aluminum foil packaging products, plain, printed, or coated (unlaminated)		3497-P	12/84	99.4	100.7	100.7	1.8	0
Semirigid foil containers		3497-1	12/84	(?)	(?)	(?)	(?)	(?)
Bakery goods		3497-133	12/84	(?)	(?)	(?)	(?)	(?)
Laminated aluminum foil rolls and sheets for flexible packaging uses		3497-13311	12/84	(?)	(?)	(?)	(?)	(?)
Laminated aluminum foil rolls and sheets for flexible packaging uses		3497-2	12/84	96.1	95.6	95.6	-3.2	0

See footnotes at end of table.

Table 5. Producer price indexes for the net output of selected industries and their products—Continued

Industry and product ¹	Industry code	Product code	Index base	Index			Unadjusted percent change to Jan. 1987 from —	
				Sep. 1986 ²	Dec. 1986 ²	Jan. 1987 ²	Jan. 1986	Dec. 1986
Metal foil and leaf—Continued								
Other foil and paper combinations		3497-216	12/84	96.4	95.1	95.1	-1.0	0
Non-food products		3497-21614	12/84	98.8	98.8	98.8	.9	0
Converted unmounted aluminum foil for nonpackaging applications		3497-3	12/84	101.3	101.3	101.3	1.2	0
Unmounted or coated (plain or printed)		3497-352	12/84	103.0	103.0	103.0	2.9	0
Other metal foil and leaf		3497-4	12/84	102.4	102.7	102.7	-.5	0
Other metal foil and leaf including composition (combination of two or more metals)		3497-411	12/84	102.4	102.7	102.7	-.5	0
Secondary products		3497-S	12/84	104.7	104.1	104.1	.1	0
Fabricated pipe and fabricated pipe fittings	3498		06/81	109.4	109.8	109.6	.8	-2
Primary products		3498-P	06/81	109.8	110.2	110.0	.4	-2
Iron and steel pipe, tube, and fittings		3498-1	06/81	109.6	110.0	109.7	.3	-3
Iron and steel pipe and pipe fittings (including custom work for contractors)		3498-101	06/81	106.3	106.9	106.9	.8	0
Petrochemical, papermill, and water sewage treatment		3498-10111	12/86	(³)	100.0	100.0	(³)	0
Other iron and steel pipe and fittings		3498-10114	06/81	110.0	111.1	111.1	-.1	0
Iron and steel tubing and fittings		3498-102	06/81	114.5	114.6	113.9	-.4	-6
Welded tubing		3498-10203	06/81	115.7	114.9	113.3	-2.0	-1.4
Other iron and steel tubing and fittings		3498-10204	01/82	(³)	(³)	134.5	(³)	(³)
Nonferrous pipe, tube, and fittings		3498-5	06/81	(³)	(³)	112.3	0	(³)
Aluminum and aluminum base alloy pipe, tube, and fittings		3498-501	06/81	110.6	110.6	110.6	0	0
Copper and copper base alloy pipe, tube, and fittings		3498-502	06/81	107.0	110.8	(³)	(³)	(³)
Other nonferrous pipe, tube, and fittings		3498-503	06/81	(³)	(³)	112.3	0	(³)
Secondary products		3498-S	04/82	(³)	(³)	99.4	(³)	(³)
Fabricated metal products, n.e.c.	3499		06/85	100.8	101.5	102.1	2.4	.6
Primary products		3499-P	06/85	100.3	101.3	101.9	2.0	.6
Safes and vaults		3499-1	06/85	103.2	106.0	106.0	3.9	0
Safes and chests		3499-101	06/85	105.9	105.9	105.9	3.5	0
All other bank and security vaults and equipment		3499-198	06/85	101.0	105.0	105.0	4.0	0
Collapsible tubes		3499-2	06/85	103.1	104.7	104.7	2.6	0
Aluminum collapsible tubes		3499-211	06/85	103.5	105.3	105.3	2.9	0
Metal strapping		3499-3	06/85	96.4	95.7	98.9	1.4	3.3
Metal strapping		3499-357	06/85	96.4	95.7	98.9	1.4	3.3
All other fabricated metal products		3499-4	06/85	100.4	101.3	101.7	1.9	.4
Metal ladders		3499-401	06/85	98.7	100.8	99.9	-.4	-9
All other metal ladders		3499-40147	06/85	100.3	97.3	101.8	1.7	4.6
Permanent magnets, except ceramic		3499-455	06/85	99.5	99.0	99.9	-.8	.9
Metal spools and reels		3499-475	06/85	103.9	106.4	106.4	2.4	0
Other fabricated metal products		3499-498	06/85	100.4	101.1	101.6	2.1	.5
Miscellaneous receipts		3499-M	06/85	104.0	103.8	103.8	(³)	0
Secondary products		3499-S	06/85	102.1	102.1	102.2	2.3	.1
Machinery, except electrical	35		12/84	102.2	102.5	102.8	1.3	.3
Engines and Turbines	351		12/84	101.9	102.4	102.4	1.6	0
Turbines and turbine generator sets	3511		06/82	107.8	109.3	111.1	4.5	1.6
Primary products		3511-P	06/82	106.4	107.4	109.5	3.7	2.0
Steam, gas, and hydraulic turbine generator sets and parts		3511-1	06/82	101.7	(³)	(³)	(³)	(³)
Steam, gas, and hydraulic turbines and parts		3511-2	06/82	112.4	114.6	119.4	7.0	4.2
Mechanical drive steam turbines, including marine, steam engines, and parts		3511-21	06/82	109.9	114.5	113.5	3.7	-.9
Mechanical drive steam turbines, including marine		3511-211	06/82	88.8	92.9	92.3	(³)	-6
Parts and accessories for steam engines and steam turbines, and complete steam engines		3511-215	06/82	144.6	(³)	148.4	2.5	(³)
Gas turbines, except aircraft, and parts and accessories		3511-23	06/82	114.7	114.7	125.0	10.0	9.0
Parts and accessories for gas turbines, except aircraft		3511-235	06/82	119.9	119.9	144.9	23.8	20.9
Secondary products		3511-S	06/82	120.5	(³)	(³)	(³)	(³)
Internal combustion engines, n.e.c.	3519		12/82	104.9	105.1	104.5	.6	-.6
Primary products		3519-P	12/82	105.0	105.4	104.6	.8	-.8
Gasoline engines, under 11 h.p. (except auto)		3519-1	12/82	103.8	103.5	104.0	0	.5
Gasoline engines, 3.0 - 5.9 h.p.		3519-102	12/82	103.7	103.7	103.8	0	.1
Gasoline engines, 6.0 - 10.9 h.p.		3519-103	12/82	103.5	103.1	103.1	-.3	0
Gasoline engines, 11 h.p. and over (except auto)		3519-2	12/82	110.8	110.9	111.2	(³)	.3
Gasoline engines, 11 - 60.9 h.p. (except auto)		3519-2A	12/82	106.6	106.6	106.6	(³)	0
Gasoline engines, 11 - 14.9 h.p.		3519-211	12/82	102.5	102.5	102.5	(³)	0
Gasoline engines, 61 h.p. and over (except auto)		3519-2B	02/83	(³)	115.0	115.4	(³)	.3
Gasoline engines, 201 h.p. and over		3519-227	02/83	(³)	122.4	122.8	(³)	.3
Diesel, semidiesel and dual fuel (except auto)		3519-3	12/82	101.4	101.6	101.6	1.2	0
Diesel, semidiesel and dual fuel, under 151 h.p.		3519-3A	12/82	101.2	101.2	101.2	.1	0
Diesel, semidiesel and dual fuel, 50.9 h.p. and under		3519-301	12/82	98.2	98.2	98.2	0	0
Diesel, semidiesel and dual fuel, 151 h.p. and over		3519-3B	12/82	101.4	101.6	101.6	1.3	0
Diesel, semidiesel and dual fuel, 701 - 1500.9 h.p.		3519-331	12/82	95.4	95.4	95.4	3.7	0
Diesel, semidiesel and dual fuel, 1501 h.p. and over		3519-333	12/82	113.1	114.6	114.6	3.4	0
Parts and accessories		3519-9	12/82	105.2	104.4	104.4	2.4	0
Fuel injection systems		3519-916	12/82	108.1	108.1	(³)	(³)	(³)
Other parts and accessories		3519-919	12/82	103.9	102.8	102.8	3.3	0

See footnotes at end of table.

Table 5. Producer price indexes for the net output of selected industries and their products—Continued

Industry and product ¹	Industry code	Product code	Index base	Index			Unadjusted percent change to Jan. 1987 from —	
				Sep. 1986 ²	Dec. 1986 ²	Jan. 1987 ²	Jan. 1986	Dec. 1986
Internal combustion engines, n.e.c.—Continued								
Miscellaneous receipts		3519-M	12/82	110.1	109.7	110.0	0.3	0.3
Resales		3519-Z89	12/82	111.9	111.5	111.7	.4	.2
Secondary products		3519-S	12/82	100.9	100.4	100.4	-.5	0
Other secondary products		3519-SSS	12/82	108.9	107.0	107.0	-1.7	0
Farm and garden machinery and equipment	352		12/84	100.5	100.3	100.6	.6	.3
Farm machinery and equipment	3523		12/82	105.8	105.6	105.9	.7	.3
Primary products		3523-P	12/82	106.1	105.9	106.2	.7	.3
Commercial turf and grounds mowing equipment, including parts and attachments		3523-A	12/82	109.2	(³)	109.5	.7	(³)
Commercial turf and grounds care equipment, except mowing, including parts and attachments		3523-B	12/82	115.6	115.8	115.8	2.7	0
Other commercial turf and grounds care equipment, including seeders, aerators, etc.		3523-B29	12/82	118.8	120.4	120.4	4.2	0
Wheel tractors and attachments, except: contractors' type, lawn and garden, and motor tillers		3523-1	12/82	104.5	104.6	104.6	0	0
Two-wheel drive farm type tractors, including front-wheel assist types		3523-1A	12/82	104.1	104.1	104.1	-.2	0
120 to 139 pto horsepower		3523-109	12/82	104.2	104.2	104.2	0	0
140 to 159 pto horsepower		3523-111	12/82	110.5	110.5	110.5	0	0
Four-wheel drive farm type tractors, including tractors with equal size tires, front and rear		3523-1B	12/82	104.5	104.5	104.5	(³)	0
Attachments for wheel tractors farm and nonfarm industrial type		3523-187	12/82	110.2	110.2	110.2	1.1	0
Farm dairy machines, sprayers and dusters, farm elevators and farm blowers		3523-2	12/82	108.1	108.6	109.1	5.8	.5
Farm dairy machines and attachments		3523-2A	12/82	118.2	118.5	118.2	(³)	-.3
Sprayers and dusters		3523-2B	12/82	99.0	100.0	101.0	2.1	1.0
Power sprayers, field and row crop type		3523-22	12/82	101.5	102.9	103.1	1.7	.2
Tractor mounted		3523-221	12/82	85.8	85.8	87.2	1.6	1.6
Other than tractor mounted		3523-224	12/82	93.2	93.2	93.3	.8	.1
Farm elevators and blowers		3523-2C	12/82	110.5	110.6	111.0	(³)	.4
Planting, seeding, and fertilizing machinery		3523-3	12/82	106.7	102.3	104.4	-1.8	2.1
Planting and seeding machinery		3523-3A	12/82	105.7	105.7	105.7	0	0
Corn planters, corn and cotton planters, and lister planters		3523-316	12/82	101.6	101.6	101.6	0	0
Fertilizing machinery		3523-3B	12/82	104.4	104.5	102.7	-3.4	-1.7
Fertilizer distributors, dry (inclu. lime spreaders), gravity distribution (5 ft. and over)		3523-348	12/82	101.7	101.7	101.7	0	0
Manure spreaders, conveyor type		3523-357	12/82	106.3	106.3	98.3	-7.0	-7.5
Manure spreaders, tank type, open and closed		3523-365	12/82	83.5	(³)	(³)	(³)	(³)
Manure pumps, liquid		3523-369	01/83	105.9	105.9	103.3	-.4	-2.5
Front and rear mounted loaders (farm type), manure and general utility		3523-371	12/82	105.1	105.1	105.1	-1.6	0
Other planting, seeding, and fertilizing machinery		3523-382	12/82	114.3	94.8	106.5	-2.9	12.3
Harrows, rollers, pulverizers, stalk cutters, and similar equipment		3523-4	12/82	105.4	106.2	106.1	2.6	-.1
Stalk shredders and cutters and rotary mowers		3523-4A	12/82	105.5	105.5	105.5	1.2	0
Horizontal blade		3523-418	12/82	106.4	106.4	106.4	1.4	0
Harrows and rollers		3523-4B	12/82	107.2	108.5	108.3	3.8	-.2
Pull type tandem disc harrows		3523-411	12/82	105.2	106.9	106.7	3.2	-.2
Blade terracers and scrapers and land levelers		3523-4C	12/82	106.0	106.0	106.0	0	0
Harvesting machinery, except hay and straw harvesting combines		3523-5	12/82	108.1	108.6	108.7	.5	.1
Field forage harvesters		3523-5A	12/82	100.6	102.5	102.7	3.1	.2
Field forage harvesters, shear-bar, self-propelled types and pull types		3523-563	12/82	100.6	102.5	102.7	3.1	.2
Combines (harvester-threshers), except peanut combines		3523-511	12/82	110.6	111.1	111.2	.5	.1
Other harvesting machinery, including picker-shellers and field shelling attachments		3523-582	12/82	107.6	107.6	107.8	.6	.2
Haying machinery		3523-6	12/82	109.0	(³)	105.9	-3.5	(³)
Plows		3523-7	12/82	108.1	108.4	108.4	3.5	0
Other plows, except snow plows		3523-788	12/82	102.9	(³)	102.9	1.0	(³)
Farm machinery and equipment, n.e.c., excluding parts		3523-8	12/82	105.4	104.5	104.6	.5	.1
Cultivators		3523-8A	12/82	109.2	108.8	108.9	0	.1
Corn and cotton type cultivators (shank and sweep type)		3523-806	12/82	109.0	(³)	109.0	-1.5	(³)
Field cultivators		3523-816	12/82	113.4	(³)	113.4	2.0	(³)
Machines for preparing crops for market or use		3523-8B	12/82	102.6	98.9	99.4	-1.0	.5
Feed grinders, feed mixers, and burr mills		3523-826	12/82	105.2	105.4	107.4	2.1	1.9
Other machines for preparing crops for market or for use		3523-839	12/82	109.6	109.5	109.6	2.7	.1
Farm poultry equipment		3523-8C	12/82	105.7	105.7	105.7	.5	0
Poultry feeders		3523-855	12/82	107.3	107.3	107.3	-.2	0
Barn and barnyard equipment		3523-8D	12/82	109.3	109.2	109.0	3.2	-.2
Cattle and dairy barn feeding equipment		3523-87	12/82	107.7	107.7	106.2	0	-1.4
Silo unloaders		3523-871	12/82	109.3	109.3	107.4	-.1	-1.7
Cattle and dairy barn watering equipment, including windmill heads and towers		3523-881	12/82	104.1	103.8	103.8	-.3	0
Other barn and barnyard equipment		3523-891	12/82	108.7	107.7	107.7	1.5	0
Self-propelled irrigation systems		3523-8E	12/82	99.6	100.4	101.0	.2	.6
Self-propelled irrigation systems, center-pivot		3523-893	12/82	98.8	99.7	100.4	.2	.7
All other self-propelled irrigation systems		3523-895	12/82	104.9	104.9	(³)	(³)	(³)
Hog equipment		3523-8P	12/82	105.0	106.5	106.5	.9	0

See footnotes at end of table.

Table 5. Producer price indexes for the net output of selected industries and their products—Continued

Industry and product ¹	Industry code	Product code	Index base	Index			Unadjusted percent change to Jan. 1987 from —	
				Sep. 1986 ²	Dec. 1986 ²	Jan. 1987 ²	Jan. 1986	Dec. 1986
Farm machinery and equipment—Continued								
Hog and pig feeding equipment		3523-P12	12/82	109.8	109.4	109.4	0.2	0
Farm wagons and other farm transportation equipment		3523-BW	12/82	111.7	111.2	109.8	1.1	-1.3
Boxes and racks for mounting on wagons, trucks, and trailer gears, manual and gravity unload		3523-W62	03/83	128.4	128.5	125.5	4.3	-2.3
Boxes with integral running gear, grain and forage types		3523-W72	12/82	100.2	102.1	102.1	.4	0
Other farm transportation equipment		3523-W78	12/82	106.5	105.8	105.5	-.8	-.3
Parts for farm machinery and equipment		3523-9	12/82	104.6	104.6	106.8	3.0	2.1
Farm machinery and equipment parts sold to original equipment mfrs		3523-9A	12/82	103.3	103.3	104.1	(³)	.8
Farm machinery and equipment parts sold for replacement and repair		3523-9B	12/82	104.8	104.7	108.3	4.2	3.4
Parts for machines for preparing crops for market or use		3523-982	12/82	117.8	117.8	117.8	1.3	0
Parts for planting, seeding, and fertilizing machinery		3523-991	12/82	109.1	109.1	108.2	1.1	-.8
Parts for plows		3523-993	12/82	100.7	100.7	(³)	(³)	(³)
Parts for harvesting machinery		3523-994	12/82	105.9	105.9	124.5	20.1	17.6
Operator cabs for farm equipment		3523-9C	12/82	111.4	111.9	111.9	(³)	0
Miscellaneous receipts		3523-M	12/82	96.5	96.5	99.0	2.5	2.6
Resales		3523-Z89	12/82	96.1	96.1	98.9	2.9	2.9
Secondary products		3523-S	12/82	105.9	105.3	105.1	-.4	-.2
Other secondary products		3523-SSS	12/82	104.5	103.7	103.5	-1.0	-.2
Lawn and garden equipment		3524-S	12/82	116.8	(³)	117.1	(³)	(³)
Construction machinery and equipment		3531-S	12/82	105.0	104.2	104.2	-.3	0
Lawn and garden equipment	3524		12/82	104.5	104.5	104.2	.1	-.3
Primary products	3524-P	12/82	105.4	105.5	105.1	.1	-.4	
Consumer nonriding lawn, garden, and snow equipment	3524-1	12/82	105.2	105.3	104.0	-1.0	-1.2	
Lawn mowers	3524-11	12/82	104.1	104.1	104.0	0	-.1	
Rotary, push type, gasoline engine powered	3524-111	12/82	106.4	106.4	106.3	-.2	-.1	
Rotary, self-propelled, gasoline engine powered	3524-112	12/82	99.1	99.1	99.1	0	0	
Rotary garden (motor) tillers	3524-121	12/82	107.7	107.7	107.7	-.4	0	
Snow throwers (snow blowers), except attachment types	3524-14	12/82	105.7	105.7	105.7	(³)	0	
Dual stage	3524-142	06/83	106.7	106.7	106.7	(³)	0	
Powered lawn edger/trimmers	3524-15	12/82	105.0	(³)	98.9	-6.8	(³)	
Fixed blade, gasoline engine or electric powered	3524-154	12/82	106.6	(³)	105.5	-3.0	(³)	
Other consumer nonriding lawn, garden, and snow equipment	3524-19	12/82	107.9	107.9	107.9	4.8	0	
All other equipment, incl. powered hedge trimmers, 2 wheel walking tractors, and lawn sweepers	3524-194	12/82	108.9	108.9	108.9	6.2	0	
Parts and attachments for consumer nonriding lawn, garden, and snow equipment	3524-3	12/82	113.0	113.1	114.4	2.9	1.1	
Attachments	3524-311	12/82	115.9	116.3	116.3	4.9	0	
Consumer riding lawn, garden, and snow equipment	3524-4	12/82	111.0	111.4	111.9	1.6	.4	
Garden tractors	3524-41	12/82	115.4	115.8	116.7	2.3	.8	
10.0 hp to 13.9 hp	3524-413	01/83	103.1	102.7	103.1	2.2	.4	
16.0 hp and over	3524-417	12/82	113.8	114.7	116.0	-1.5	1.1	
Lawn tractors and riding mowers	3524-42	12/82	108.3	108.7	108.9	.9	.2	
Front engine lawn tractors and riding mowers	3524-421	12/82	106.3	107.0	107.3	1.4	.3	
10.0 hp and over	3524-42113	12/82	104.4	104.6	104.6	1.1	0	
Rear engine lawn tractors and riding mowers	3524-422							
6.0 hp and over	3524-42213	12/82	111.9	111.9	112.0	.4	.1	
Parts and attachments for consumer riding lawn, garden, and snow equipment	3524-5							
Attachments	3524-517	12/82	109.5	109.0	109.3	-.1	.3	
Miscellaneous receipts	3524-M	12/82	103.9	104.8	105.1	2.0	.3	
Resales	3524-Z89	12/82	103.9	104.8	105.1	2.0	.3	
Secondary products	3524-S	12/82	93.9	92.6	94.0	-.9	1.5	
Construction, mining, and materials handling machinery and equipment	353		12/84	101.4	102.3	102.3	.5	0
Construction machinery	3531		12/80	120.8	121.9	122.0	1.4	.1
Primary products	3531-P	12/80	117.5	118.7	118.8	1.6	.1	
Off hwy wheel tractors	3531-1							
Off hwy wheel tractors, including wheeled log skidders and rubber-tired dozers	3531-101	12/80	126.0	126.3	126.3	.2	0	
Tracklaying tractors	3531-2	12/80	115.5	117.8	117.8	(³)	0	
Power cranes, excavators, and draglines, incl. parts/ attach	3531-4	12/80	120.0	122.7	123.0	4.1	.2	
Cranes	3531-4A	06/86	100.0	102.9	103.3	5.6	.4	
Cable operated cranes	3531-41103	12/80	124.5	131.1	131.1	(³)	0	
Hydraulic cranes	3531-41104	12/80	124.2	124.2	125.8	1.7	1.3	
Miscellaneous cranes, incl. walking draglines	3531-41105	12/80	122.2	126.6	126.6	3.5	0	
Excavators	3531-411	06/86	100.0	102.4	102.4	(³)	0	
Hydraulic operated excavators	3531-41102	12/80	121.4	124.3	124.3	(³)	0	
Front end attachments for power cranes, draglines, and excavators	3531-481	12/80	131.0	131.0	131.0	2.1	0	
Parts for power cranes, draglines, and excavators	3531-485	12/80	111.8	111.8	111.8	1.5	0	
Mixers, pavers, and related equip. excl. parts	3531-6	12/80	110.6	110.4	110.7	.1	.3	
Concrete equipment	3531-611	06/86	101.5	101.5	101.5	(³)	0	
Mixers	3531-61101	06/86	101.7	101.7	101.7	(³)	0	
Other concrete equipment, incl. concrete vibrators and pumps	3531-61104	06/86	103.2	(³)	(³)	(³)	(³)	
Bituminous equipment	3531-622	06/86	99.7	99.4	99.8	(³)	.4	
Pavers, self-propelled	3531-62202	06/86	99.3	(³)	99.7	(³)	(³)	
Other bituminous equip. incl. reclaimers/planers and stab. mixers	3531-62204	06/86	100.0	96.8	99.3	(³)	2.6	

See footnotes at end of table.

Table 5. Producer price indexes for the net output of selected industries and their products—Continued

Industry and product ¹	Industry code	Product code	Index base	Index			Unadjusted percent change to Jan. 1987 from —	
				Sep. 1986 ²	Dec. 1986 ²	Jan. 1987 ²	Jan. 1986	Dec. 1986
Construction machinery—Continued								
Tractor shovel loaders excluding parts/ attachments		3531-7	12/80	127.9	129.7	129.6	2.0	-0.1
Wheel type		3531-711	06/86	100.6	102.0	101.9	2.0	-1
Wheel shovel loader, 4 wheel dr., up to 3 1/2 cu. yd. capacity		3531-71101	12/80	134.9	135.0	135.0	.4	0
Skid steer, 4 wheel drive		3531-71104	06/86	100.0	98.9	98.0	(³)	-9
Scrapers, graders, rollers, off-hwy trucks/haulers, and attach. for mounting		3531-8	12/80	110.4	112.0	111.8	1.3	-2
Motor graders, light maintainers		3531-821	06/86	100.0	102.7	102.7	(³)	0
Rollers, all types incl. self-propelled vibratory compactors		3531-831	12/80	133.9	134.3	134.4	.4	.1
Construction machinery for mounting on tractors, shovel loaders, etc. All other machinery for mounting incl. forklifts, logging arches, sidebooms, pipehandlers, etc.		3531-841	06/86	99.7	100.2	100.2	(³)	0
Off-hwy equipment		3531-84166	06/86	97.8	99.4	99.4	(³)	0
Miscellaneous constr. mach./equip., incl. other constr. machinery parts		3531-851	06/86	99.9	101.6	101.1	1.3	-5
Parts/ attachments for constr. mach./ equip. excl. cranes, draglines, shovels, tractors		3531-9	12/80	117.6	117.1	117.5	0	.3
Sold for replacement/repair		3531-9A	06/86	100.2	99.6	99.9	0	.3
Miscellaneous construction machinery and equipment		3531-98611	12/80	109.0	108.0	108.5	.1	.5
Portable crushing, screening, or washing plants and combinations ...		3531-911	06/86	99.1	99.1	99.3	(³)	.2
Snow clearing attachments for mounting		3531-91105	12/80	129.4	129.3	132.0	2.3	2.1
Other excavating and road construction machinery		3531-91106	12/80	111.3	111.3	111.3	(³)	0
All other miscellaneous construction machinery		3531-91107	12/80	108.0	108.0	108.0	(³)	0
Miscellaneous receipts		3531-91108	06/86	99.8	99.9	100.5	(³)	.6
Resales		3531-M	12/80	143.9	144.3	144.3	(³)	0
Secondary products		3531-289	08/84	103.6	103.9	103.9	(³)	.0
Other secondary products		3531-S	12/80	148.1	148.1	147.9	.1	-1
		3531-SSS	06/86	100.2	100.2	99.4	(³)	-8
Mining machinery and equipment	3532		06/81	112.1	112.0	112.5	-.4	.4
Primary products		3532-P	06/81	114.2	114.0	114.6	.3	.5
Underground mining machinery		3532-5	06/81	121.7	120.8	120.9	.1	.1
Loading machines, underground mine		3532-562						
Shovel type, including scoops, shovels, buckets, slusher types and all others		3532-56236	06/81	112.2	110.1	110.1	-1.7	0
Continuous mining machines, borer, ripper, auger, and drum		3532-564	06/81	123.9	(³)	(³)	(³)	(³)
Coal type		3532-56441	06/81	119.9	(³)	(³)	(³)	(³)
Shuttle cars, rubber tired, self-propelled		3532-565	06/81	121.6	122.2	122.1	.9	-1
Mineral classifying, flotation, separating, concentrating, cleaning, clarifying equipment		3532-6	06/81	124.4	125.2	125.2	.6	0
All other mineral beneficiation machinery and equipment, n.e.c.		3532-671	06/81	125.3	126.2	126.2	.7	0
Crushing, pulverizing, and screening machinery		3532-7	06/81	115.4	115.7	115.4	1.0	-3
Crushers, stationary types, including crushers mounted on skids		3532-727	06/81	126.8	126.8	126.8	(³)	0
Screens, vibrating, trommel, mine type		3532-755	06/81	111.6	113.3	111.9	2.1	-1.2
Drills and other mining machinery, except parts		3532-8	06/81	108.8	108.8	110.1	.8	1.2
Rock drills (percussion type), include stoper, drifters, air leg drills, and rubber tire		3532-823	06/81	108.7	(³)	(³)	(³)	(³)
Other drills, tools and supplies for drills (sold separately)		3532-863	06/81	105.6	(³)	105.6	-.8	(³)
Parts and attachments for mining machinery and equipment		3532-9	06/81	109.0	108.8	109.9	-.1	1.0
Parts and attachments for mining machinery sold separately, excluding drills		3532-975	06/81	112.7	111.6	112.9	.1	1.2
Percussion rock drill bits		3532-989	06/81	91.5	95.5	95.9	-.9	.4
Miscellaneous receipts		3532-M	06/81	105.2	105.2	105.2	-.8	0
Resales		3532-289	06/81	107.3	107.3	107.3	-1.3	0
Secondary products		3532-S	06/81	104.3	104.8	104.8	-3.9	0
Construction machinery		3531-S	06/81	107.6	107.6	107.6	.1	0
Other secondary products		3532-SSS	06/81	100.9	101.6	101.6	-6.9	0
Oilfield and gasfield machinery and equipment	3533		12/80	116.0	118.5	118.5	-2.0	0
Primary products		3533-P	12/80	116.3	116.7	116.7	-4.6	0
Rotary oilfield and gasfield drilling machinery and equipment		3533-1	12/86	(³)	100.0	100.0	(³)	0
Rotary drilling surface equipment		3533-11	12/86	(³)	100.0	100.0	(³)	0
Elevators, spiders, slips, hooks, links, connectors		3533-115	12/80	129.8	119.0	(³)	(³)	(³)
Well control equipment (blow-out preventers)		3533-117	12/80	134.5	134.5	(³)	(³)	(³)
Rotary drilling subsurface equipment		3533-14	12/86	(³)	100.0	100.0	(³)	0
Bits		3533-141	12/80	117.0	122.7	122.7	-5.4	0
Tungsten-carbide insert bits		3533-14101	12/80	116.0	116.0	(³)	(³)	(³)
Steel-toothed bits		3533-14102	12/80	116.2	127.1	127.1	-5.1	0
Other bits, including diamond bits		3533-14103	12/80	132.0	132.0	132.0	0	0
Other subsurface drilling equipment		3533-149	12/86	(³)	100.0	100.0	(³)	0
Other subsurface drilling equipment including subsea drilling risers		3533-14903	12/86	(³)	100.0	100.0	(³)	0
Other oilfield and gasfield drilling machinery and equipment and parts		3533-2	12/86	(³)	100.0	100.0	(³)	0
Cementing, floating, guiding, and shoe equipment		3533-253	12/80	108.9	108.9	(³)	(³)	(³)
Oilfield and gasfield production machinery and equipment		3533-3	12/80	114.3	113.4	113.3	-3.7	-1
On-land and offshore bottom support wellhead equipment		3533-31	12/80	121.4	119.9	119.9	-3.2	0
Casing and tubing heads and supports		3533-313	12/86	(³)	100.0	100.0	(³)	0
Chokes, manifolds, and accessories		3533-317	12/80	98.3	98.3	(³)	(³)	(³)
Rodlifting machinery and equipment - surface and subsurface		3533-35	12/80	100.8	100.5	100.5	-2.3	0
Sucker rods		3533-357	12/80	77.1	75.7	75.7	-3.8	0
Permanent packers and accessories		3533-362	12/80	139.8	139.8	139.8	0	0
Retrievable packers and accessories		3533-363	12/80	137.7	137.9	137.9	.4	0

See footnotes at end of table.

Table 5. Producer price indexes for the net output of selected industries and their products—Continued

Industry and product ¹	Industry code	Product code	Index base	Index			Unadjusted percent change to Jan. 1987 from —	
				Sep. 1986 ²	Dec. 1986 ²	Jan. 1987 ²	Jan. 1986	Dec. 1986
Oilfield and gasfield machinery and equipment—Continued								
Separating, metering, and treating equipment for oil and gas (located on well site)		3533-371	12/80	103.7	(³)	103.7	0	(³)
Parts for oil and gas field production machinery and tools, sold separately		3533-382	12/86	(³)	100.0	98.5	(³)	-1.5
Other oil and gas field production machinery and tools		3533-398	12/86	(³)	100.0	100.0	(³)	0
Drilling rigs		3533-5	12/86	(³)	100.0	100.0	(³)	0
Rotary wheel-mounted drilling and well-servicing rigs		3533-522	12/80	107.3	107.3	107.3	0	0
Oilfield and gasfield derricks and well surveying machinery		3533-9	12/86	(³)	100.0	100.3	(³)	.3
Well surveying machinery and equipment		3533-931	12/80	97.2	(³)	98.0	-2.1	(³)
Miscellaneous receipts		3533-M	12/80	120.7	139.4	139.4	15.5	0
Other miscellaneous receipts		3533-X98	12/80	129.0	129.0	129.0	0	0
Resales		3533-Z89	09/86	100.0	(³)	133.3	(³)	(³)
Secondary products		3533-S	12/80	111.5	112.9	112.5	.8	-4
Valves and fittings		3494-S	12/86	(³)	100.0	100.0	(³)	0
Other secondary products		3533-SSS	12/80	112.8	114.5	114.0	.5	-4
Pumps and pumping equipment		3561-S	12/80	106.4	106.4	106.4	2.1	.0
Elevators and moving stairways								
Primary products	3534	3534-P	06/81	111.0	111.1	111.2	1.0	.1
Elevators and moving stairways, parts and attachments		3534-1	06/81	109.4	109.5	109.6	1.1	.1
Geared electric passenger elevators, except residence lifts		3534-105	06/81	108.9	109.0	109.1	1.1	.1
Hydraulic passenger elevators		3534-112	06/81	102.9	103.2	103.3	.7	.1
Freight elevators		3534-114	06/81	104.7	104.9	105.0	.5	.1
Electric freight elevators		3534-11413	06/81	139.3	139.3	140.0	1.5	.5
Other non-farm elevators, including sidewalk elevators, dumbwaiters, etc.		3534-196	06/81	188.1	188.1	189.5	2.6	.7
Parts and attachments for elevators and moving stairways (sold separately)		3534-197	06/81	116.6	116.6	116.6	3.6	0
Automobile lifts, parts and attachments		3534-197	06/81	132.9	132.9	132.9	1.5	0
Automobile lifts		3534-231	06/81	114.8	114.8	114.8	1.7	0
Automobile lifts		3534-231	06/81	114.8	114.8	114.8	1.9	0
Conveyor and conveying equipment								
Primary products	3535	3535-P	06/84	102.6	102.8	103.1	1.4	.3
Unit handling conveyors and conveying systems, except hoists and farm elevators		3535-P	06/84	102.5	102.6	103.1	1.2	.5
Gravity conveyors (skate wheel and roller)		3535-3	06/84	102.4	102.9	103.7	2.4	.8
Trolley conveyors (overhead systems)		3535-311	06/84	100.5	100.5	100.5	1.0	0
Tow conveyors (underfloor systems)		3535-312	06/84	103.4	104.6	104.5	2.0	-1
Powered conveyors (belt and roller)		3535-313	08/84	101.9	102.4	102.3	.2	-1
Light to medium duty		3535-314	06/84	100.9	100.9	102.8	2.2	1.9
Heavy duty		3535-31411	06/84	101.5	101.5	104.6	3.5	3.1
All other conveyors, such as pallet		3535-31412	06/84	100.0	100.0	100.0	0	0
Parts and accessories for unit handling conveyors and conveying systems (sold separately)		3535-317	06/84	108.1	108.8	109.1	6.0	.3
Parts and accessories for unit handling conveyors and conveying systems (sold separately)		3535-4	06/84	108.7	108.7	108.7	-2	0
Parts and accessories for unit handling conveyors and conveying systems (sold separately)		3535-411	06/84	108.7	108.7	108.7	-2	0
Bulk material handling conveyors and conveying systems, except hoists and farm elevators		3535-5	06/84	101.5	101.5	101.6	-2	.1
Conveyors and elevators		3535-511	06/84	101.3	101.3	101.4	-4	.1
Belt conveyors and systems		3535-51111	06/84	101.3	101.3	101.3	-1.3	0
Bucket elevators		3535-51113	06/84	101.8	101.8	104.8	1.9	2.9
En masse conveyors		3535-51116	06/84	100.0	100.0	100.0	(³)	0
All other conveyors and elevators, such as apron, flight, and drag ...		3535-51118	06/84	100.3	100.3	100.3	-6	0
Loading and storing systems		3535-513	06/84	103.6	103.6	103.6	.5	0
All other, loading and storing systems, such as trippers and centrifugal throwers		3535-51312	06/84	102.3	102.3	102.3	1.2	0
Parts and access. for bulk material handling conveyors and conveying systems, sold separately		3535-6	06/84	103.0	103.0	103.0	1.2	0
Belt conveyor idlers		3535-611	06/84	100.5	100.5	100.5	0	0
All other parts, attachments, and accessories, sold separately		3535-613	06/84	104.0	104.0	104.0	2.0	0
Miscellaneous receipts		3535-M	06/84	101.6	101.6	101.6	3.1	0
Contract work and other miscellaneous receipts		3535-XY9	06/84	102.7	102.7	102.7	1.7	0
Secondary products		3535-S	06/84	105.5	105.5	105.5	.4	0
Hoists, cranes and monorails								
Primary products	3536	3536-P	12/84	104.0	104.7	104.7	1.7	0
Hoists		3536-1	12/84	104.3	105.2	105.1	1.8	-1
Hand chain hoists, ratchet lever, and wire rope pullers		3536-111	12/84	106.7	108.4	108.1	2.8	-3
Electric chain hoists (roller and link)		3536-113	12/84	106.3	106.6	106.9	2.4	.3
Electric wire rope hoists		3536-116	12/84	104.8	105.0	105.6	3.5	.6
Other hoists		3536-118	12/84	106.7	111.3	109.4	3.6	-1.7
Parts and attachments for hoists (sold separately)		3536-138	12/84	108.1	109.0	108.9	1.4	-1
Overhead traveling cranes and monorail systems		3536-145	12/84	104.3	107.2	107.0	4.9	-2
Cranes, except construction power cranes		3536-2	12/84	101.3	101.3	101.3	.6	0
Electric overhead traveling cranes		3536-21	12/84	101.4	101.4	101.4	.9	0
Single top running bridge type		3536-212	12/84	101.3	101.3	101.3	.9	0
Double top running bridge type		3536-21207	12/84	99.0	99.0	99.0	0	0
Under running bridge type		3536-21208	12/84	101.9	101.9	101.9	1.2	0
Other overhead traveling cranes		3536-21209	12/84	103.4	103.4	103.4	1.4	0
Other overhead traveling cranes		3536-216	12/84	102.2	102.2	102.2	.5	0

See footnotes at end of table.

Table 5. Producer price indexes for the net output of selected industries and their products—Continued

Industry and product ¹	Industry code	Product code	Index base	Index			Unadjusted percent change to Jan. 1987 from —	
				Sep. 1986 ²	Dec. 1986 ²	Jan. 1987 ²	Jan. 1986	Dec. 1986
Hoists, cranes and monorails—Continued								
Monorail systems		3536-25	12/84	100.7	100.7	100.7	0.1	0
Parts and attachments for cranes and monorail systems (sold separately)		3536-26	12/84	101.2	101.2	101.2	.3	0
Miscellaneous receipts		3536-M	12/84	104.0	104.0	104.0	0	0
Resales		3536-289	12/84	108.9	108.9	108.9	0	0
Secondary products		3536-S	12/84	101.5	101.5	102.0	1.3	.5
Industrial trucks and tractors								
3537			12/79	120.6	120.6	120.3	.3	-2
Primary products		3537-P	12/79	119.8	119.7	119.3	0	-3
Industrial trucks and tractors, motorized and hand powered		3537-1	12/79	117.4	117.3	117.4	.6	.1
Internal combustion trucks and tractors		3537-1A	12/79	115.5	115.5	115.6	1.0	.1
Internal combustion trucks		3537-13	12/79	115.2	115.2	115.3	1.1	.1
Internal combustion trucks under 6000 lb. capacity		3537-136	12/79	107.7	107.7	108.2	2.5	.5
Internal combustion trucks, 6000 - 14,999 lb. capacity		3537-137	12/79	118.8	118.8	118.8	-.3	.0
Internal combustion trucks, over 14,999 lb. capacity		3537-138	12/79	133.1	133.1	133.1	.7	0
Motorized handtrucks		3537-111	12/79	114.3	114.3	114.3	-4.8	0
Operator-riding electric trucks		3537-123	12/79	111.6	111.3	111.5	.5	.2
Other powered trucks and tractors		3537-149	12/86	(?)	100.0	100.0	(?)	0
Handlift trucks, handtrucks, trailers, and dollies		3537-16	12/79	137.9	137.9	137.9	0	0
Other handtrucks, trailers, and dollies		3537-165	12/79	133.1	133.1	133.1	.1	0
All other industrial trucks and tractors		3537-197	12/86	(?)	100.0	100.0	(?)	0
Parts, attachments, and accessories for industrial trucks and tractors		3537-3	12/86	(?)	100.0	98.3	(?)	-1.7
Miscellaneous receipts		3537-M	12/86	(?)	100.0	100.0	(?)	0
Secondary products		3537-S	12/79	129.7	130.6	130.6	2.2	0
Metal working machinery and equipment								
354			12/84	103.1	103.4	103.7	1.8	.3
Machine tools, metal cutting types								
3541			06/83	107.6	108.1	108.8	2.6	.6
Primary products		3541-P	06/83	106.6	107.2	107.9	2.6	.7
Boring machines		3541-1	06/83	98.6	99.8	98.9	-.3	-.9
All boring machines valued at \$2500 each or more		3541-1B	06/83	98.6	99.8	98.9	(?)	-.9
Drilling machines		3541-2	06/83	105.3	105.3	105.3	4.2	0
All drilling machines valued at \$2500 each or more		3541-2B	06/83	104.2	104.2	104.2	(?)	0
Multiple spindle drilling machines		3541-261	08/83	105.1	(?)	105.1	(?)	(?)
All other drilling machines n.e.c.		3541-298	06/83	100.0	100.0	100.0	(?)	0
Gear cutting machines		3541-3	06/83	113.2	113.2	113.3	1.4	.1
Grinding, polishing, buffing, honing, and lapping machines		3541-4	06/83	112.2	114.9	114.7	5.9	-2
All grinding, polishing, buffing, honing, and lapping machines valued under \$2500		3541-4A	06/83	119.2	119.2	119.2	4.6	0
All grinding, polishing, buffing, honing, and lapping machines valued under \$2500 each		3541-401	06/83	119.2	119.2	119.2	4.6	0
All grinding, polishing, buffing, honing, and lapping machines valued at \$2500 each or more		3541-4B	06/83	112.0	114.7	114.5	5.9	-2
External cylindrical grinding machines		3541-409	06/83	117.6	122.8	122.8	11.6	0
Centerless grinders including shoe type		3541-40916	06/83	130.4	133.5	133.5	19.8	0
All other external cylindrical grinding machines		3541-40919	06/83	113.8	119.6	119.6	9.1	0
Tool and cutter grinding machines		3541-452	07/83	101.4	101.4	101.4	(?)	0
All other grinding machines n.e.c. including thread grinding machines		3541-492	06/83	103.5	103.5	102.3	-.5	-1.2
Turning machines, (lathes) all types		3541-5	06/83	97.7	97.9	98.2	.4	.3
Horizontal numerically controlled turning machines, valued at \$2500 each or more		3541-519	06/83	93.6	93.7	93.7	-2.4	0
Horizontal spindle numerically controlled turning machines, small		3541-51911	06/83	90.6	90.6	90.6	3.5	0
Horizontal spindle numerically controlled turning machines, medium		3541-51912	06/83	95.9	96.0	(?)	(?)	(?)
Horizontal spindle numerically controlled turning machines, large		3541-51913	06/83	92.9	92.9	92.9	1.9	0
Vertical numerically controlled turning machines, valued at \$2500 each or more		3541-528	06/83	89.5	90.4	90.4	2.3	0
Non-numerically controlled turning machines		3541-59	06/83	103.3	103.4	104.0	2.6	.6
All lathes (turning machines) valued at \$2500 each or more		3541-59B	06/83	103.3	103.4	104.0	2.6	.6
Engine or toolroom lathes		3541-592	06/83	103.4	103.4	103.4	1.9	0
Automatic lathes		3541-594	06/83	103.7	103.9	104.9	2.8	1.0
Automatic lathes, single spindle		3541-5941	07/83	90.4	90.4	90.4	(?)	0
Automatic lathes, multiple spindle		3541-5942	06/83	108.2	108.5	109.8	3.7	1.2
Bar (screw) machines		3541-59428	06/83	102.9	103.0	103.2	2.7	.2
All other horizontal turning machines		3541-595	06/83	96.9	(?)	96.9	1.9	(?)
Milling machines		3541-6	06/83	104.0	104.6	104.6	1.4	0
All milling machines valued at \$2500 each or more		3541-6B	06/83	104.0	104.6	104.6	(?)	0
Other metal cutting type machine tools		3541-7	06/83	110.7	110.2	112.5	2.0	2.1
Machining centers		3541-71	06/83	96.9	95.1	96.4	.1	1.4
Drill, mill, bore, vertical (automatic tool change)		3541-714	06/83	102.1	99.4	100.4	-.6	1.0
Y - axis travel 20 inches through 26 inches		3541-71407	06/83	103.1	98.4	97.9	-2.9	-.5
Drill, mill, bore, horizontal (automatic tool change)		3541-716	06/83	95.0	93.3	94.8	.4	1.6
Station type machines		3541-732	06/83	118.0	118.0	121.4	(?)	2.9
Dial or rotary, trunnion and center column		3541-73231	06/83	103.5	(?)	(?)	(?)	(?)
Other metal cutting machine tools		3541-79	06/83	107.6	107.6	108.0	1.3	.4
All other metal cutting machine tools, n.e.c. valued at \$2500 each or more		3541-79B	06/83	107.7	107.7	108.1	1.4	.4
Sawing and cutoff machines		3541-794	06/83	114.2	114.2	114.2	1.5	0
Band saws		3541-79459	06/83	114.5	114.5	114.5	1.8	0

See footnotes at end of table.

Table 5. Producer price indexes for the net output of selected industries and their products—Continued

Industry and product ¹	Industry code	Product code	Index base	Index			Unadjusted percent change to Jan. 1987 from —	
				Sep. 1986 ²	Dec. 1986 ²	Jan. 1987 ²	Jan. 1986	Dec. 1986
Machine tools, metal cutting types—Continued								
All other sawing and cutoff machines		3541-79461	06/83	111.8	111.8	111.8	0	0
Spark erosion, ultrasonic, and electrolytic machines		3541-796	06/83	100.4	100.4	100.4	(³)	0
Miscellaneous metal cutting machine tools		3541-797	06/83	114.7	114.7	114.7	(³)	0
Parts for metal cutting type machine tools, sold separately, and rebuilt machine tools		3541-9						
Parts for metal cutting type machine tools, sold separately		3541-911	06/83	108.3	109.9	110.3	4.4	.4
Miscellaneous receipts		3541-M	06/83	105.2	105.2	105.2	4.0	.0
Resales		3541-Z89	06/83	105.4	105.4	105.4	3.9	0
Secondary products		3541-S	06/83	116.0	116.0	116.8	3.4	.7
Metal forming machine tools	3542		06/81	117.5	117.4	117.8	.9	.3
Primary products		3542-P	06/81	118.8	118.9	119.2	.8	.3
Punching, shearing, bending, and forming machines		3542-1	06/81	113.0	113.0	113.0	.4	0
Punching machinery		3542-111	06/81	112.9	(³)	(³)	(³)	(³)
Shearing machinery		3542-121	06/81	115.7	115.7	(³)	(³)	(³)
Plate shearing machinery		3542-12111	06/81	105.7	105.7	(³)	(³)	(³)
Bending and forming machinery		3542-131	06/81	111.8	111.8	111.8	.2	0
Rolls: angles, bars and shapes bending		3542-13112	06/81	120.1	(³)	(³)	(³)	(³)
Press brakes		3542-13113	06/81	129.2	129.2	129.2	1.9	0
Other bending and forming machines including folders		3542-13118	12/86	(³)	100.0	100.0	(³)	0
Presses, except forging		3542-2	06/81	115.3	114.8	114.7	-.4	-.1
Mechanical presses		3542-211	06/81	114.3	113.6	113.4	-.9	-.2
Open back inclinable-gap type		3542-21111	06/81	113.3	113.3	113.3	-.1	0
Vertical, straight-sided and arch frame		3542-21112	06/81	114.5	112.6	111.8	-2.4	-.7
Other mechanical presses		3542-21113	06/81	115.0	115.0	(³)	(³)	(³)
Hydraulic presses		3542-212	06/81	118.0	118.2	118.2	.6	0
Vertical single-action hydraulic presses		3542-21212	06/81	119.2	119.0	(³)	(³)	(³)
Other metal forming machine tools and forging machines		3542-3	06/81	120.7	122.2	122.2	2.4	0
Forging machines		3542-311	06/81	114.0	114.1	(³)	(³)	(³)
Other metal forming machine tools		3542-312	06/81	123.5	125.6	(³)	(³)	(³)
Thread rolling machines		3542-31212	08/82	113.9	113.9	(³)	(³)	(³)
Rebuilt metal forming machine tools and parts for metal forming machine tools		3542-4	06/81	(³)	(³)	127.7	(³)	(³)
Parts for metal forming machine tools		3542-413	06/81	126.6	126.8	127.9	1.5	.9
Secondary products		3542-S	06/81	116.5	114.8	116.7	2.3	1.7
Other secondary products		3542-SSS	06/81	121.8	119.7	(³)	(³)	(³)
Tools, dies, jigs and fixtures		3544-S	06/81	109.4	(³)	(³)	(³)	(³)
Special tools, dies, jigs, fixtures and industrial molds	3544		06/81	115.4	115.4	115.4	.8	0
Primary products		3544-P	06/81	116.0	116.0	116.0	.6	0
Special tools, dies, jigs and fixtures		3544-1	06/81	117.4	117.4	117.3	0	-.1
Jigs and fixtures, all types		3544-11	06/81	129.3	129.3	129.3	0	0
Gauging and checking types, under 1,000 pounds weight		3544-113	06/81	(³)	(³)	175.9	(³)	(³)
All other jigs and fixtures (holding, positioning, layout, assembly), under 1,000 pounds		3544-117	06/81	98.9	(³)	98.9	0	(³)
All other jigs and fixtures (holding, positioning, layout, assembly), 1,000 pounds and over		3544-118	06/81	113.3	113.3	(³)	(³)	(³)
Dies, metal cutting only		3544-12	06/81	113.2	113.2	113.2	.1	0
Forming and drawing dies		3544-1E	06/81	116.5	116.5	116.5	.6	0
Forming and drawing dies, 500 pounds weight and under		3544-122	06/81	120.5	120.5	120.5	(³)	0
Forming and drawing dies, 501 through 3,000 pounds weight		3544-124	06/81	(³)	(³)	100.0	(³)	(³)
Stamping dies, including lamination and blanking dies		3544-1F	06/81	106.4	106.4	106.2	-.2	-.2
Stamping dies, progressive type, high-speed steel		3544-127	06/81	(³)	(³)	102.7	(³)	(³)
Stamping dies, progressive type, other steel including carbide		3544-128	12/86	(³)	100.0	100.0	(³)	0
All other stamping type dies (punch, trim, notch, perforate, etc.)		3544-129	06/81	108.8	108.8	108.2	-.6	-.6
All other dies		3544-1J	06/81	(³)	(³)	(³)	(³)	(³)
All other dies		3544-149	06/81	(³)	(³)	(³)	(³)	(³)
Components and parts for dies		3544-1K	12/86	(³)	100.0	100.0	(³)	0
Other components and parts for dies, including standard punches, springs, etc.		3544-179	06/81	121.5	121.5	121.5	0	0
Other specially designed tooling, prototypes, and models		3544-19	10/82	(³)	(³)	111.3	(³)	(³)
Industrial molds		3544-2	06/81	112.8	112.8	113.0	1.8	.2
Metal industrial molds for casting metal		3544-21	06/81	111.7	111.7	111.7	1.7	0
Metal diecasting molds		3544-211	06/81	112.5	112.5	(³)	(³)	(³)
Metal foundry molds, except ingot molds		3544-213	06/84	96.6	96.6	(³)	(³)	(³)
Metal industrial molds for molding plastic		3544-25	06/81	110.0	110.0	110.3	.3	.3
Metal injection molds for plastic		3544-251	06/81	109.6	109.6	109.9	.3	.3
All other metal molds for plastic, including transfer, plunger, and rotational molds		3544-259	08/84	105.6	(³)	(³)	(³)	(³)
All other molds made of metal (including molds for glass and other products) and mold bases		3544-261	06/81	115.5	115.5	(³)	(³)	(³)
Miscellaneous receipts		3544-M	06/81	111.9	111.9	(³)	(³)	(³)
Secondary products		3544-S	06/81	107.5	107.5	107.5	.7	0
Other secondary products		3544-SSS	06/81	106.1	106.1	106.1	.9	0
Machine tool accessories	3545		06/83	105.9	106.5	106.4	2.1	-.1
Primary products		3545-P	06/83	105.6	106.3	106.2	1.8	-.1
Small cutting tools for machine tools and metalworking machinery		3545-1	06/83	104.1	105.0	104.9	2.0	-.1

See footnotes at end of table.

Table 5. Producer price indexes for the net output of selected industries and their products—Continued

Industry and product ¹	Industry code	Product code	Index base	Index			Unadjusted percent change to Jan. 1987 from —	
				Sep. 1986 ²	Dec. 1986 ²	Jan. 1987 ²	Jan. 1986	Dec. 1986
Machine tool accessories—Continued								
Twist drills, gun drills, combined drills, countersinks and counterbores		3545-12	06/83	104.1	106.2	106.1	2.7	-0.1
Twist drills		3545-121	06/83	103.9	106.4	106.1	3.1	-3
Carbon steel and high speed steel		3545-1211	06/83	103.7	106.7	106.3	3.9	-4
1/2 inch and under diameter, straight shank		3545-12117	06/83	105.9	108.5	108.9	4.4	.4
Over 1/2 inch diameter, taper shank		3545-12118	06/83	92.3	102.6	98.8	12.1	-3.7
Carbide, solid and tipped, excluding blanks and tips sold separately and masonry drills		3545-12121	09/83	107.2	107.2	107.2	-1.5	0
Gun drills, combined drills, countersinks and counterbores		3545-122	06/83	105.0	105.0	106.2	1.1	1.1
Counterbores, including spot facers, etc., but excluding pilots for interchangeable pilot types		3545-12229	06/83	104.1	104.1	104.1	0	0
Reamers, all types, excluding gun reamers		3545-13	06/83	99.4	101.4	101.2	3.9	-2
High speed steel, including blades sold separately		3545-133	06/83	100.2	103.9	103.5	4.3	-4
Carbide, solid and tipped, excluding tips and blanks sold separately		3545-136	11/83	97.4	97.4	97.4	0	0
End mills and milling cutters		3545-15	06/83	107.3	107.4	107.1	-1.4	-3
End mills, solid and tipped, die sinking contour, router, tracer, hollow mills, etc.		3545-151	06/83	106.4	106.6	105.9	-.4	-.7
High speed steel		3545-1511	06/83	108.8	108.9	108.2	-.4	-.6
Carbide, solid and tipped, excluding blades sold separately		3545-1512	09/83	95.7	95.7	95.7	0	0
Other milling cutters		3545-159	06/83	104.1	104.1	104.1	0	0
High speed steel		3545-15911	06/83	104.1	104.1	104.1	0	0
Single and double point tools and circular form tools		3545-16	06/83	114.1	114.6	114.6	5.4	0
Single and double point tools		3545-162	06/83	116.5	117.2	117.2	6.6	0
High speed steel		3545-16265	09/83	104.0	(³)	104.0	0	(³)
Carbide, solid and tipped, excluding rough blanks and tips and blanks sold separately		3545-16266	06/83	118.5	118.5	118.5	7.8	0
Other materials		3545-16268	06/83	113.3	(³)	120.7	8.0	(³)
Threading tools		3545-17	06/83	105.3	107.4	107.6	2.1	.2
Taps, excluding taps in threading sets and screw plates and inserted chaser types		3545-171	06/83	106.4	109.5	109.4	2.5	-.1
High speed steel		3545-1712	06/83	106.8	109.8	109.7	3.0	-.1
Ground thread		3545-17122	06/83	107.4	110.7	110.5	3.3	-.2
Dies, with two or more thread-forming edges integral with the body		3545-173	06/83	105.6	105.6	109.1	4.9	3.3
Chasers, single edge thread cutting, circular blade and tangent types, for mounting		3545-175	06/83	100.5	100.5	100.5	0	0
Blanks, tips, and inserts		3545-18	06/83	102.0	102.1	102.1	3.4	0
Molded blanks and tips, including carbide, cast alloy, and ceramic		3545-181	06/83	83.8	84.2	84.2	1.8	0
Inserts, indexable, and throwaway types		3545-182						
Carbide		3545-1821	06/83	108.2	108.2	108.2	4.4	0
Precision ground		3545-18213	06/83	108.3	108.3	108.3	4.1	0
Pressed to size, including inserts with center holes and with molded chip breakers		3545-18214	06/83	102.2	102.2	102.2	3.5	0
Other types of cutting tools for machine tools, including rotary burrs, files and spade drills		3545-19	06/83	102.5	103.3	103.3	2.0	0
High speed steel		3545-194	06/83	100.6	101.3	101.3	.7	0
Carbide, solid and tipped, excluding tips and blanks sold separately		3545-198	06/83	99.7	101.0	101.0	1.3	0
Precision measuring tools (inspection, quality control, tool room, and machinists' tools)		3545-2	06/83	109.5	109.5	109.5	1.2	0
Pneumatic and electronic gauges (manual and automatic)		3545-271	09/83	103.6	103.6	(³)	(³)	(³)
Other machinists' precision tools, including dividers		3545-298	06/83	109.9	109.9	109.9	.9	0
Other attachments and accessories for machine tools and metalworking machinery		3545-3	06/83	109.7	109.4	109.4	.9	0
Tool holders		3545-31	06/83	108.5	108.5	108.5	2.1	0
Turning tool holders (mechanically clamping for inserts and bits), except box tools		3545-312	06/83	108.2	108.2	108.2	2.5	0
Boring bars and heads		3545-314	06/83	109.6	109.6	109.6	2.3	0
Other tool holders, including other chucks, drill heads, tool posts, turrets, sleeves, etc.		3545-318	06/83	112.5	112.5	112.5	2.3	0
Work holding devices		3545-34	06/83	110.1	109.5	109.5	.1	0
Other work holding and positioning devices, including vises, mandrels, clamps, stops, etc.		3545-349	06/83	110.1	109.5	109.5	.1	0
Other attachments and accessories for machine tools and metalworking machinery		3545-398	06/83	111.5	111.5	111.5	-.2	0
Secondary products		3545-S	06/83	106.9	107.4	107.0	3.4	-4
Power driven hand tools	3546		12/80	125.1	126.0	126.6	2.8	.5
Primary products		3546-P	12/80	123.3	124.0	124.8	2.5	.6
Power driven hand tools, electric and battery powered		3546-1	12/80	121.5	121.8	123.4	2.5	1.3
Impact wrenches		3546-125	12/80	148.6	148.6	149.4	8.3	.5
Other elec. powered hand tools; incl. shears & nibblers, electric chain saws, hammer drills		3546-135	12/80	(³)	124.7	125.4	1.0	.6
Drills: armature mounted primarily on other than sleeve bearings		3546-182	12/80	127.0	127.5	130.1	6.5	2.0
Over 1/4 inch chuck size to under 1/2 inch		3546-18207	12/80	119.9	120.8	122.3	5.5	1.2
Grinders, polishers, and circular sanders except bench grinders		3546-183	12/80	147.5	147.5	148.3	(³)	.5
Right angle grinders, polishers, and circular sanders		3546-18326	12/80	148.9	148.9	150.1	(³)	.8
Sanders, except circular		3546-184	12/80	124.5	125.1	126.0	2.3	.7
Oscillating, reciprocating and vibrating		3546-18434	12/80	123.7	124.9	124.9	1.0	0

See footnotes at end of table.

Table 5. Producer price indexes for the net output of selected industries and their products—Continued

Industry and product ¹	Industry code	Product code	Index base	Index			Unadjusted percent change to Jan. 1987 from —	
				Sep. 1986 ²	Dec. 1986 ²	Jan. 1987 ²	Jan. 1986	Dec. 1986
Power driven hand tools—Continued								
Power driven hand tools, pneumatic, hydraulic and powder actuated		3546-2	12/80	128.9	131.5	131.1	5.7	-0.3
Drills, screwdrivers, nutrunners - pneumatic		3546-238	12/80	130.0	131.9	131.7	4.7	-2
Grinders, polishers, sanders - pneumatic		3546-243	12/80	130.3	137.3	136.5	5.9	-6
Other pneumatic powered hand tools and hydraulic powered hand tools		3546-249	12/80	135.3	135.3	135.3	2.2	0
Parts, attachments, and accessories for pneumatic, hydraulic and powder actuated tools		3546-255	12/80	136.9	139.9	139.4	6.2	-4
Secondary products		3546-S	12/80	123.7	127.6	127.6	6.9	0
Rolling mill machinery	3547		12/81	110.6	110.6	110.6	0	0
Primary products		3547-P	12/81	113.5	113.5	113.5	0	0
Metalworking machinery, not elsewhere classified	3549		06/83	110.6	110.9	111.3	2.2	.4
Primary products		3549-P	06/83	110.2	110.7	111.0	2.2	.3
Assembly machines		3549-2	06/83	110.4	110.4	109.7	1.6	-6
In-line transfer, synchronous		3549-215	11/84	108.6	108.6	107.6	2.1	-9
In-line transfer, non-synchronous		3549-217	11/84	(³)	107.1	105.8	(³)	-1.2
Special purpose and all other types		3549-219	06/83	108.2	108.2	108.2	0	0
Welding and cutting apparatus, except electric		3549-3	06/83	111.9	111.9	111.9	1.6	0
Gas welding and cutting equipment		3549-36	06/83	111.7	111.7	111.7	.7	0
Torches, including welding torches and gas air torches		3549-361	08/83	107.8	107.8	107.8	.5	0
Other gas welding and cutting equipment, exclude pressure containers, include kits		3549-369	06/83	110.8	110.8	110.8	.5	0
Spare parts, accessories, attachments, adaptors, etc., n.e.c., sold separately		3549-37	06/83	112.2	112.2	112.2	3.0	0
Tips		3549-371	06/83	109.3	109.3	109.3	.4	0
Cutting tip		3549-37156	06/83	109.3	109.3	109.3	.4	0
Regulators, gas pressure		3549-377	06/83	111.2	111.2	111.2	.1	0
All others		3549-378	10/83	115.8	115.8	115.8	8.3	0
Automotive maintenance equipment		3549-4	06/83	106.9	107.2	107.4	.9	.2
Wheel balancers		3549-422	06/83	98.7	98.7	98.7	1.2	0
Parts for automotive maintenance equipment		3549-428	06/83	111.9	114.3	114.3	2.1	0
All other automotive maintenance equipment		3549-429	06/83	109.2	109.6	110.0	1.3	.4
Other metalworking machinery		3549-5	06/83	111.2	112.2	113.4	3.8	1.1
Machines for weaving and wire fabricating and wire drawing machines and draw benches		3549-511	06/83	115.7	118.9	120.4	5.6	1.3
Coil handling equipment (conversion or straightening)		3549-541	06/83	109.9	109.9	112.4	(³)	2.3
All other metalworking machinery n.e.c.		3549-598	06/83	109.8	110.6	110.6	3.0	0
Miscellaneous receipts		3549-M	06/83	102.1	102.1	102.1	2.1	0
Resales		3549-Z89	06/83	104.0	104.0	104.0	4.0	0
Secondary products		3549-S	06/83	118.6	118.5	119.0	1.7	.4

Table 5. Producer price indexes for the net output of selected industries and their products—Continued

Industry and product ¹	Industry code	Product code	Index base	Index			Unadjusted percent change to Jan. 1987 from —	
				Sep. 1986 ²	Dec. 1986 ²	Jan. 1987 ²	Jan. 1986	Dec. 1986
Special industry machinery, except metalworking machinery	355		12/84	106.1	106.5	107.4	3.4	0.8
Food products machinery	3551		12/83	112.7	113.0	113.1	3.5	.1
Primary products		3551-P	12/83	113.6	114.0	114.0	4.1	0
Dairy and milk products machinery		3551-1	12/83	104.6	104.8	104.8	3.4	0
Pasturizers and homogenizers		3551-144	12/83	106.4	106.4	106.4	3.4	0
Ice cream freezers		3551-173	12/83	103.2	103.2	103.2	2.9	0
Other dairy and milk machinery, includes separators and sterilizing equipment		3551-198	12/83	104.6	104.6	104.6	3.4	0
Commercial food products machinery		3551-2	12/83	114.4	115.2	115.2	5.9	0
Other commercial food preparation machinery		3551-241	12/83	112.0	114.8	115.0	6.0	.2
Dough mixers		3551-261	12/83	111.8	(³)	(³)	(³)	(³)
Industrial food products machinery		3551-3	12/83	107.0	107.4	107.3	1.4	-.1
Meat and poultry processing machinery		3551-313	12/83	107.2	107.2	107.2	1.9	0
All other fruit and vegetable canning machinery		3551-329	12/83	111.4	(³)	111.4	(³)	(³)
Other industrial food products machinery, includes fish and shellfish machinery		3551-358	12/83	110.2	110.2	110.2	2.6	0
Parts and attachments for industrial food products machinery		3551-383	12/83	106.5	108.5	107.9	1.3	-.6
Packing, packaging and bottling machinery		3551-4	12/83	120.5	120.6	120.9	5.2	.2
Form fill and seal machinery		3551-428	12/83	129.5	129.5	131.3	20.1	1.4
Filling machinery		3551-451	12/83	111.1	111.1	111.1	.5	0
Labeling and code marking machinery		3551-483	12/83	102.9	(³)	102.9	0	(³)
Casing machinery		3551-471	12/83	106.5	108.5	106.5	2.1	-1.8
Capping, sealing and lidding machinery		3551-481	12/83	108.8	108.8	(³)	(³)	(³)
Other machinery, includes thermofforming and vacuum and gas packaging machinery		3551-488	12/83	136.2	136.2	136.2	2.1	0
Parts for bottling and packaging machinery		3551-491	12/83	107.9	107.9	107.9	.7	0
Miscellaneous receipts		3551-M	12/83	95.3	95.3	95.3	-4.7	0
Resales		3551-Z89	12/83	95.3	95.3	95.3	-4.7	0
Secondary products		3551-S	12/83	125.1	124.8	125.3	6.4	.4
Textile machinery	3552		12/80	133.0	133.7	133.9	2.7	.1
Primary products		3552-P	12/80	134.2	135.0	135.2	3.1	.1
Textile machinery		3552-1	12/80	136.8	136.9	137.2	3.5	.2
Fiber-to-fabric textile machinery		3552-1B	06/88	100.8	101.0	101.6	(³)	.8
Other fiber to fabric machinery, except parts and attachments		3552-154	06/88	100.4	100.7	100.8	(³)	.1
Other textile machinery		3552-1C	06/88	103.2	103.2	103.2	(³)	0
Bleaching, dyeing, and finishing equipment		3552-185	12/80	(³)	123.4	123.4	3.5	0
Other textile machinery		3552-189	12/80	123.2	123.2	123.2	3.0	0
Parts and attachments for textile machinery		3552-2	12/80	131.9	133.0	133.1	2.6	.1
Textile machinery turnings and shapes		3552-211	12/80	153.1	155.3	156.0	(³)	.5
Parts and attachments for other fiber to fabric machinery		3552-232	12/80	138.4	142.1	142.1	6.9	0
Parts and attachments for other textile machinery, including printing		3552-299	12/80	(³)	120.4	120.4	0	0
Woodworking machinery	3553		12/80	110.8	111.7	111.7	1.6	0
Primary products		3553-P	12/80	114.5	115.5	115.4	1.4	-.1
Woodworking machinery, excluding home workshop types, incl. parts		3553-1	12/80	113.0	112.9	113.6	1.4	-.6
Sawmill equipment		3553-112	12/80	116.1	(³)	116.7	.5	(³)
Sawing machines, except sawmill equipment		3553-162	12/80	128.2	127.0	127.8	9.8	.6
Straight-line machinery, including jointers, moulders, planers, sanders, surfacers, etc.		3553-173	12/80	125.2	125.2	125.2	0	0
Boring machinery, carving machinery, dovetailers, mortisers, routers, shapers, and tenoners		3553-175	12/80	115.1	116.3	116.3	-7.8	0
Parts, attachments and accessories: cutting tools other than saw blades		3553-185	12/80	75.7	75.7	75.7	.4	0
All other parts, attachments, and accessories, excluding saw blades		3553-187	12/80	104.6	104.6	105.9	0	1.2
Other woodworking machinery, including lathes, clamping machinery, presses, roll coaters, etc.		3553-198	12/80	142.1	142.1	144.0	2.2	1.3
Woodworking machinery designed primarily for home workshops, incl. parts		3553-2	12/80	117.5	120.8	(³)	(³)	(³)
Miscellaneous receipts		3553-M	04/81	(³)	(³)	48.7	(³)	(³)
Resales		3553-Z89	04/81	(³)	(³)	48.7	(³)	(³)
Secondary products		3553-S	12/80	116.2	116.2	116.2	5.1	0
Paper industries machinery	3554		06/82	113.0	113.7	114.0	1.8	.3
Primary products		3554-P	06/82	113.2	114.0	114.3	2.1	.3
Wood preparation equipment		3554-1	06/82	106.8	(³)	109.3	3.4	(³)
Barkers, chippers, knotters, splitters, chipscreens, etc.		3554-111	06/82	109.5	(³)	113.4	5.1	(³)
Parts and attachments for wood preparation equipment (sold separately)		3554-181	06/82	101.5	(³)	(³)	(³)	(³)
Pulp mill machinery		3554-2	06/82	106.8	106.8	107.3	2.4	.5
Other pulp mill machinery and recovery room equipment		3554-229	06/82	100.0	100.0	100.0	0	0
Parts and attachments for pulp mill machinery (sold separately)		3554-281	06/82	105.1	105.1	106.4	(³)	1.2
Papermill machinery		3554-3	06/82	110.0	113.7	113.8	4.1	.1
Paper machines		3554-342	06/82	114.6	121.5	121.5	6.1	0
Papermaking machines, headbox to reel		3554-34247	06/82	106.2	106.4	106.4	.4	0
Parts and attachments for papermill machinery (sold separately)		3554-381	06/82	103.2	102.1	102.2	1.1	-.1
Paper and paperboard converting equipment		3554-4	06/82	120.7	120.7	120.7	1.3	0
Bagmaking machines, including shipping sack machines and envelope making machines		3554-451	06/82	110.4	110.4	110.4	2.8	0

See footnotes at end of table.

Table 5. Producer price indexes for the net output of selected industries and their products—Continued

Industry and product ¹	Industry code	Product code	Index base	Index			Unadjusted percent change to Jan. 1987 from —	
				Sep. 1986 ²	Dec. 1986 ²	Jan. 1987 ²	Jan. 1986	Dec. 1986
Paper industries machinery—Continued								
Corrugated boxmaking machines, including corrugators		3554-453	06/82	125.3	(⁹)	125.3	-0.2	(⁹)
Other converting equipment, including drum, can, and tube making machines		3554-459	06/82	115.6	115.3	115.4	1.0	0.1
Parts and attachments for converting equipment (sold separately)		3554-481	06/82	129.7	129.9	129.9	2.3	0
Secondary products		3554-S	06/82	112.2	112.2	112.8	1.2	.5
Printing trades machinery	3555		12/82	112.8	112.3	114.3	3.1	1.8
Primary products		3555-P	12/82	111.7	111.1	112.8	1.2	1.5
Lithographic printing press		3555-1	12/82	119.2	118.7	119.4	.e	.6
Newspaper presses, web-fed		3555-132	08/83	109.6	(⁹)	(⁹)	(⁹)	(⁹)
Business forms presses, web-fed		3555-133	12/82	131.2	134.2	134.8	3.5	.4
Commercial presses, web-fed		3555-135	12/82	110.5	(⁹)	109.0	-1.4	(⁹)
Printing presses, other than lithographic		3555-2	12/82	114.1	114.1	114.3	3.5	.2
Binding machinery and equipment		3555-4	12/82	121.4	121.4	121.4	(⁹)	0
Other printing trades machinery		3555-5	12/82	113.0	112.0	115.0	1.4	2.7
Roll covering, rubber and plastics, graphic arts		3555-572	12/82	111.8	111.8	112.1	-7	.3
Lithographic plates		3555-577	12/82	104.5	103.7	103.7	-1.8	0
Parts, attachments and accessories for printing presses, sold separately		3555-583	12/82	115.2	113.3	119.2	1.5	5.2
Parts, attachments and accessories for other machinery and equipment, sold separately		3555-589	12/82	119.2	119.2	119.2	3.3	0
Other printing machinery and equipment, including platens		3555-598	12/82	105.7	104.0	105.7	-2	1.6
Miscellaneous receipts		3555-M	12/82	127.0	127.0	132.3	18.7	4.2
Secondary products		3555-S	12/82	93.3	93.3	93.3	1.5	0
Other special industry machinery	3559		12/81	120.4	121.0	122.6	4.2	1.3
Primary products		3559-P	12/81	119.5	119.8	121.0	4.0	1.0
Chemical machinery and parts		3559-1	12/81	114.0	115.5	114.0	3.3	-1.3
Chemical mixers		3559-112	12/81	103.6	103.6	103.6	4.2	0
Foundry machinery and parts		3559-2	12/81	124.3	124.7	124.9	3.0	.2
Molding machinery		3559-222	12/81	116.7	116.6	116.7	1.8	.1
Other foundry machinery, parts and flasks		3559-299	12/81	126.8	127.5	127.7	3.7	.2
Plastic working machinery		3559-3	12/81	121.1	121.2	124.5	5.7	2.7
Extrusion machinery		3559-333	12/81	119.6	(⁹)	124.3	6.0	(⁹)
Blow molding machinery		3559-361	04/82	110.3	(⁹)	110.3	.4	(⁹)
Other plastic machinery and parts		3559-399	12/81	118.5	118.6	119.4	3.6	.7
Rubber working machinery		3559-4	12/81	110.7	110.7	110.7	1.1	0
Other rubber working machinery (includes mixers) and parts		3559-498	12/81	110.9	110.9	110.9	1.6	0
Other special industry machinery, n.e.c.		3559-5	12/81	120.3	120.4	121.7	3.8	1.1
Concrete machinery and parts		3559-546	12/81	111.1	(⁹)	111.1	1.5	(⁹)
Bottle forming, glassmaking machinery, and parts		3559-552	12/81	123.2	123.2	127.5	4.8	3.5
Shoemaking machinery, parts		3559-562	12/81	119.1	119.1	119.1	4.8	0
Cotton ginning machinery, parts		3559-573	12/81	118.8	118.8	118.8	1.8	0
Metal cleaning, degreasing machinery, parts		3559-581	12/81	122.6	118.6	118.3	2.2	-3
Other machinery, parts		3559-589	12/81	119.4	119.7	121.2	4.0	1.3
Stoneworking machinery, parts		3559-58913	12/81	121.9	123.3	123.3	3.3	0
Other machinery, parts (includes optical lens machinery)		3559-58918	12/81	123.4	123.6	125.2	2.4	1.3
Miscellaneous receipts		3559-M	12/81	139.6	139.6	141.2	3.1	1.1
Resales		3559-289	06/83	111.9	111.9	113.2	4.1	1.2
Secondary products		3559-S	12/81	113.0	115.8	120.7	6.9	4.2
General industrial machinery and equipment	356		12/84	103.1	103.4	103.6	1.4	.2
Pumps and pumping equipment	3561		12/83	103.8	103.8	103.8	.8	0
Primary products		3561-P	12/83	103.3	103.4	103.5	1.0	.1
Industrial pumps, except hydraulic fluid power pumps		3561-1	12/83	105.0	105.2	105.8	2.4	.6
Reciprocating pumps		3561-11	12/83	92.4	92.4	92.4	-7.1	0
Power-operated, other than steam		3561-113	12/83	92.4	92.4	92.4	-7.1	0
Turbine pumps, vertical, including deep well		3561-12	12/83	105.8	105.8	105.8	0	0
Submersible, over 5 hp		3561-125	12/83	108.0	108.0	108.0	0	0
Other than submersible		3561-129	12/83	104.8	104.8	104.8	-1	0
16 inch diameter bowl size and under		3561-12909	12/83	102.5	102.5	102.5	-5	0
Centrifugal pumps		3561-13	12/83	105.9	106.2	106.8	4.3	.6
Single stage, single suction, close coupled		3561-131	12/83	109.4	109.5	111.2	2.1	1.6
3/4 inch and 1 inch discharge outlet		3561-13112	12/83	105.1	105.1	105.9	.8	.8
2 inch and 2 1/2 inch discharge outlet		3561-13115	12/83	109.0	109.0	110.0	1.9	.9
3 inch and 4 inch discharge outlet		3561-13116	12/83	116.7	117.6	117.6	1.6	0
Over 4 inch discharge outlet		3561-13119	12/83	98.5	98.5	98.5	.3	0
Single stage, single suction, frame mounted		3561-132	12/83	105.9	105.9	106.2	1.0	.3
3/4 inch and 1 inch discharge outlet		3561-13222	03/84	121.3	121.3	121.9	1.3	.5
2 inch and 2 1/2 inch discharge outlet		3561-13224	12/83	107.9	107.9	107.9	1.1	0
3 inch discharge outlet		3561-13225	12/83	108.7	108.7	108.7	1.7	0
4 inch to 6 inch discharge outlet		3561-13226	12/83	106.9	106.9	107.9	.9	.9
Single stage, double suction		3561-133	12/83	104.7	104.7	104.7	2.7	0
Under 4 inch discharge outlet		3561-13342	12/83	108.9	108.9	108.9	2.0	0
Multistage (single or double suction)		3561-134	12/83	104.3	105.9	106.7	.8	.8
2 inch and 3 inch discharge outlet		3561-13454	07/84	103.9	105.9	106.9	.3	.9
Submersible centrifugal pumps (except submersible sump pumps) ..		3561-136	12/83	107.4	107.4	107.4	2.7	0

See footnotes at end of table.

Table 5. Producer price indexes for the net output of selected industries and their products—Continued

Industry and product ¹	Industry code	Product code	Index base	Index			Unadjusted percent change to Jan. 1987 from —	
				Sep. 1986 ²	Dec. 1986 ²	Jan. 1987 ²	Jan. 1986	Dec. 1986
Pumps and pumping equipment—Continued								
Submersible effluent pumps (less than 1" solids handling capacity)		3561-1361	02/84	102.2	102.2	(?)	(?)	(?)
Submersible solids handling pumps (solids 1" - 2" inclusive)		3561-1362	12/83	111.8	111.8	111.8	(?)	0
Submersible non-clog pumps (greater than 2" solids handling capacity)		3561-1363	12/83	106.6	106.6	106.6	(?)	0
All other centrifugal pumps (including can, etc.)		3561-137	12/83	110.9	110.9	111.9	2.0	.9
2" to 6" discharge outlet		3561-13766	12/83	110.2	110.2	110.2	1.3	0
Rotary pumps		3561-14	12/83	112.2	112.4	114.7	4.0	2.0
100 p.s.i. and under, designed pressure		3561-141	12/83	111.2	111.8	112.7	3.6	.8
11-99 g.p.m. designed capacity		3561-14172	12/83	113.7	115.3	117.5	6.9	1.9
101-250 p.s.i., designed pressure		3561-142	12/83	111.2	111.2	113.1	3.7	1.7
11-99 g.p.m., designed capacity		3561-14275	12/83	109.6	109.6	112.0	5.9	2.2
Diaphragm pumps, all sizes		3561-181	12/83	104.3	104.3	104.3	1.7	0
Hydraulic fluid power pumps		3561-2	12/83	103.4	103.6	103.5	1.7	-1
Gear type		3561-281	12/83	98.4	98.4	98.1	.7	-3
Internal		3561-28102	12/83	87.4	87.4	87.4	-3	0
External		3561-28103	12/83	103.1	103.1	102.7	1.0	-4
Axial piston		3561-285						
Variable		3561-28512	12/83	105.1	105.6	105.6	1.7	0
Domestic water systems and sump pumps		3561-3						
Domestic water systems		3561-312	12/83	102.8	102.2	102.4	-2.2	.2
Jet pump and convertible jet pump systems		3561-31213	12/83	104.8	105.6	105.7	-5	.1
Submersible pump systems, 5 hp and under		3561-31225	12/83	102.1	100.6	100.6	-3.7	0
Domestic hand and windmill pumps, pump jacks, and cylinders (sold separately)		3561-31271	12/83	104.1	104.1	104.1	0	0
Domestic sump pumps, 1 hp and under		3561-372	03/84	101.1	101.7	101.7	(?)	0
Submersible		3561-3727	03/84	101.1	101.7	101.7	(?)	0
Oil-well and oil-field pumps and other pumps		3561-5	12/83	84.9	84.8	84.3	-12.7	-8
Oil-well and oil field pumps, except boiler feed		3561-51	12/83	80.2	80.1	79.5	-16.1	-7
Mud pumps (slush)		3561-513	12/83	52.1	52.1	50.2	-28.4	-3.6
Other pumps (except automotive) such as oil burner, appliance, fire engine, etc		3561-597	12/83	107.1	107.1	107.1	1.8	.0
Parts and attachments for pumps and pumping equipment, excluding compressors		3561-6	12/83	108.1	108.3	107.8	3.9	-5
Parts and attachments for pumps and pumping equipment, excluding compressors		3561-613	12/83	108.1	108.3	107.8	3.9	-5
Miscellaneous receipts		3561-M	12/83	110.7	110.1	110.5	2.2	.4
Resales		3561-289	12/83	106.1	105.3	106.7	.3	1.3
Secondary products		3561-S	12/83	105.1	104.4	104.2	.4	-2
Valves and pipe fittings		3494-S	12/83	109.2	109.5	109.5	4.9	0
Other secondary products		3561-SSS	12/83	103.1	101.9	101.5	-2.0	-4
Ball and roller bearings	3562							
Primary products		3562-P	06/83	107.6	107.6	107.7	1.0	.1
Ball bearings, complete		3562-1	06/83	112.4	112.1	112.2	1.2	.1
Single row max. capacity ball bearings: annular, including self-aligning: ground or precision		3562-114	06/83	104.3	98.9	(?)	(?)	(?)
Angular contact ball bearings: annular, including self-aligning; ground or precision		3562-118	06/83	111.9	(?)	111.9	12.0	(?)
Other regular single row conrad ball bearings: annular, including self-aligning		3562-122	06/83	112.4	112.4	112.5	1.3	.1
Over 30 mm. O.D. to 52 mm. O.D.; ground or precision		3562-12204	06/83	107.7	107.7	107.7	2.7	0
Over 52 mm. O.D. to 100 mm. O.D.; ground or precision		3562-12205	06/83	115.4	(?)	115.4	.2	(?)
Over 100 mm. O.D.; ground or precision		3562-12207	06/83	116.9	116.9	117.3	1.4	.3
Other precision (ABEC 5 + up) single row conrad ball bearings: annular, including self-aligning		3562-123	06/83	114.5	114.5	114.5	3.9	0
9 mm. O.D. thru 30 mm. O.D.; ground or precision		3562-12309	06/83	115.1	115.1	115.1	2.2	0
All other ground or precision bearings (ABEC 1 and up)		3562-124	06/83	100.5	100.5	(?)	(?)	(?)
Unground, including self-aligning (less than ABEC 1)		3562-125	06/83	170.2	170.2	170.2	2.3	0
Thrust ball bearings		3562-131	06/83	112.1	(?)	112.1	0	(?)
Ground thrust ball bearings		3562-13133	06/83	112.1	(?)	112.1	0	(?)
Other ball bearings		3562-151	06/83	116.1	117.5	117.5	6.0	0
Taper (including thrust) roller bearings, complete		3562-2	06/83	101.9	101.9	101.9	-5	0
Taper roller bearings, complete, including finished cups and cones shipped separately		3562-231	06/83	101.9	101.9	101.9	-5	0
Roller bearings, except taper, complete		3562-3	06/83	109.4	109.3	109.4	3.2	.1
Cylindrical roller bearings		3562-301	06/83	109.3	109.3	109.3	2.8	0
Regular cylindrical roller bearings (ABEC 1 and 3)		3562-30111	06/83	109.3	109.3	109.3	2.8	0
Spherical roller bearings including hourglass and barrel		3562-321	06/83	102.7	102.4	102.4	4.3	0
Double row spherical roller bearings		3562-32125	06/83	103.7	103.7	103.7	6.1	0
Needle roller bearings		3562-341	06/83	113.7	113.7	113.7	3.6	0
Other roller bearings		3562-398	06/83	113.0	113.0	114.3	1.9	1.2
Mounted bearings, except plain		3562-4	06/83	109.4	110.7	110.4	1.4	-3
Mounted ball bearings, unit and/or split mounted		3562-417	06/83	110.0	111.1	110.6	1.4	-5
Ball and roller bearing parts and components, including balls and rollers sold separately		3562-9	06/83	105.9	105.9	106.1	0	.2
Balls		3562-911	06/83	107.4	107.4	107.4	-7	0
Other antifriction ball bearing components and parts		3562-921	06/83	120.9	120.9	123.0	1.7	1.7
Other antifriction roller bearing components and parts		3562-941	06/83	106.9	106.9	106.9	-2	0
Secondary products		3562-S	06/83	105.0	105.0	105.0	.3	0

See footnotes at end of table.

Table 5. Producer price indexes for the net output of selected industries and their products—Continued

Industry and product ¹	Industry code	Product code	Index base	Index			Unadjusted percent change to Jan. 1987 from —	
				Sep. 1986 ²	Dec. 1986 ²	Jan. 1987 ²	Jan. 1986	Dec. 1986
Air and gas compressors	3563		06/84	103.4	103.3	103.5	0.7	0.2
Primary products		3563-P	06/84	102.5	102.4	102.7	.8	.3
Air and gas compressors and vacuum pumps		3563-1	06/84	101.7	101.6	101.9	.5	.3
Air compressors		3563-11	06/84	102.1	101.8	101.5	-.3	-.3
Stationary air compressors, reciprocating, single acting		3563-111	06/84	100.1	100.1	100.1	.1	0
Over 1.5 h.p. to 5 h.p.		3563-11102	08/84	100.9	100.9	(³)	(³)	(³)
Stationary air compressors, reciprocating, double acting		3563-112	06/84	102.4	102.4	102.4	.3	0
150 h.p. and under		3563-11201	06/84	102.4	102.4	102.4	.3	0
Stationary air compressors, rotary positive		3563-113	06/84	99.6	99.6	99.6	-.7	0
Discharge pressure 51 psig and over, 150 h.p. and under		3563-11302	08/84	99.5	99.5	99.5	-.9	0
Portable air compressors		3563-115	06/84	104.1	103.2	102.5	-.7	-.7
Gas compressors		3563-12	06/84	100.7	100.7	102.0	1.4	1.3
Gas compressors, stationary, centrifugal and axial		3563-126	06/84	101.3	101.3	104.7	3.6	3.4
Natural gas		3563-12601	06/84	102.2	102.2	107.8	5.9	5.5
Gas compressors, stationary reciprocating, other than integral engines		3563-128	06/84	100.0	100.0	100.0	0	0
1000 h.p. and under		3563-12801	06/84	100.0	100.0	100.0	0	0
Other pumps and compressors		3563-13	06/84	105.3	107.2	107.0	2.4	-.2
Other compressors		3563-13112	06/84	91.9	91.9	91.9	0	0
Vacuum pumps, moderate vacuum		3563-13113	06/84	107.5	110.8	110.4	(³)	-.4
Air and gas compressor and vacuum pump parts and attachments, except refrigeration		3563-2	06/84	102.7	102.5	102.9	2.0	.4
Air and gas compressor and vacuum pump parts and attachments, except refrigeration		3563-201	06/84	102.7	102.5	102.9	2.0	.4
Industrial spraying equipment		3563-5	06/84	108.8	108.8	108.8	.8	0
Power paint spraying outfits and liquid power sprayer, except agricultural and flame		3563-511	06/84	108.8	108.8	108.8	.8	0
Secondary products		3563-S	06/84	107.0	107.0	107.0	.1	0
Fans And Blowers	3564		12/83	109.8	110.3	110.8	1.7	.5
Primary products		3564-P	12/83	109.3	109.9	110.6	2.0	.6
Centrifugal blowers and fans		3564-3	12/83	105.0	106.9	107.6	3.0	.7
Classes I and II fans (over 1.5 inches to 6.75 inches max. total pressure)		3564-319	12/83	105.1	109.3	109.3	4.0	0
Furnace and lightweight air conditioning blowers		3564-323	05/84	101.8	(³)	(³)	(³)	(³)
Industrial fans, excluding blowers		3564-324	12/83	104.8	107.6	107.6	3.6	0
Propeller fans and accessories, axial fans, and power roof ventilators		3564-4	12/83	117.5	117.8	118.6	1.6	.7
Axial fans		3564-413	12/83	121.5	121.4	121.5	.1	.1
Axial fans, directly connected to driver		3564-41311	12/83	124.3	124.1	124.3	.2	.2
Axial fans, belt driven		3564-41312	12/83	111.5	111.5	111.5	-.8	0
Propeller fans and accessories, industrial		3564-433	05/84	108.5	109.4	112.4	6.2	2.7
Propeller fans, industrial, directly connected to driver		3564-43311	05/84	108.5	109.4	112.4	6.2	2.7
Power roof ventilators and parts		3564-441	12/83	111.1	112.0	112.0	1.6	0
Power roof ventilators: axial and propeller		3564-44111	12/83	106.3	108.3	108.3	4.1	0
Power roof ventilators: centrifugal		3564-44112	12/83	114.4	114.4	114.4	0	0
Dust collection and other air purification equip. for heat, ventil., and air cond. systems		3564-5						
Air filters for air conditioners and furnaces, of 2400 cfm and under		3564-543	12/83	109.2	109.2	109.9	.9	.6
Dust collection and other air purification equip. for industrial gas cleaning systems		3564-6						
Other equipment		3564-66216	12/83	104.6	104.6	105.3	.7	.7
Secondary products		3564-S	12/83	116.3	116.3	116.3	.3	0
Industrial patterns	3565		12/84	102.7	102.7	102.7	.8	0
Primary products		3565-P	12/84	102.8	102.8	102.8	.8	0
Industrial patterns, except shoe patterns		3565-1	12/84	102.8	102.8	102.8	.8	0
Foundry patterns and cores		3565-111	12/84	102.0	102.0	102.0	.5	0
All other industrial patterns and cores, except shoe patterns		3565-198	12/84	106.0	106.0	105.9	2.0	-.1
Secondary products		3565-S	12/84	101.5	101.5	101.5	.7	0
Speed changers, drives, and gears	3566		12/83	106.9	107.1	106.8	1.3	-.3
Primary products		3566-P	12/83	106.5	106.8	106.4	1.4	-.4
Mechanical-variable speed changers, excluding electric motor		3566-111	12/83	110.3	110.3	106.9	-1.9	-3.1
Industrial high speed drives, fixed ratio		3566-121	12/83	104.4	105.1	105.4	1.5	.3
Speed reducers, fixed ratio, enclosed, except gear motors		3566-2	12/83	106.5	107.1	107.2	.8	.1
Worm gear reducers		3566-21	12/83	115.1	115.8	115.1	.1	-.6
6-inch centers and above		3566-217	12/83	126.7	126.7	126.7	0	0
3-inch to 5.99-inch centers		3566-218	12/83	114.3	114.3	114.4	2.6	-.1
Below 3-inch centers		3566-219	12/83	105.1	107.2	105.2	-1.6	-1.9
Helical, herringbone, spur and spiral bevel reducers		3566-22	12/83	102.1	102.9	103.4	.7	.5
15-inch low-speed centers and below		3566-228	12/83	104.1	105.0	106.1	2.1	1.0
Shaft mounted reducers and screw conveyor drives		3566-23	12/83	107.2	107.2	107.2	1.9	0
Hollow shaft diameter, 2-1/2 inches and below		3566-235	12/83	107.7	107.7	107.7	2.3	0
Gear motors		3566-3	12/83	106.4	106.4	106.4	.9	0
Helical, herringbone, spur, or spiral bevel gear motors, including scoop-mounted units		3566-34	12/83	108.2	108.2	108.2	1.7	0
Loose gears, pinions, and racks excluding spare parts for reducers		3566-4	12/83	104.8	104.9	104.5	2.5	-.4
Coarse pitch (below 19.9 diametral pitch)		3566-411	12/83	104.2	104.4	103.9	2.7	-.5
Helical, herringbone, and spur gears		3566-4114	12/83	101.2	101.4	102.0	1.8	.6
24 inches and below		3566-41142	12/83	100.5	100.8	101.8	2.9	1.0

See footnotes at end of table.

Table 5. Producer price indexes for the net output of selected industries and their products—Continued

Industry and product ¹	Industry code	Product code	Index base	Index			Unadjusted percent change to Jan. 1987 from —	
				Sep. 1986 ²	Dec. 1986 ²	Jan. 1987 ²	Jan. 1986	Dec. 1986
Speed changers, drives, and gears—Continued								
Above 24 inches diameter through 72 inches diameter		3566-41143	12/83	103.1	103.1	103.1	0	0
Worms and worm gearing		3566-4115	12/83	106.3	106.3	106.3	2.3	0
Others, including bevel gears and racks		3566-4116	12/83	109.9	109.9	106.9	4.5	-2.7
Fine pitch (19.99 diametral pitch and finer)		3566-421	12/83	109.4	109.4	109.4	.3	0
Parts and components for speed changers, drives, and gears		3566-551	12/83	112.3	112.8	112.8	3.7	0
Secondary products		3566-S	12/83	109.2	109.5	109.5	1.8	0
Other secondary products		3566-SSS	12/83	111.6	112.2	112.2	1.2	0
Other power transmission equipment		3568-S	12/83	106.8	106.8	106.8	2.5	0
Industrial process furnaces and ovens								
3567			06/81	120.3	120.8	121.7	.7	.7
Primary products		3567-P	06/81	117.9	118.1	119.0	.2	.8
Electric industrial furnaces, ovens, and kilns, excluding induction		3567-1	06/81	124.0	124.6	124.7	.6	.1
Electric furnaces		3567-11	12/86	(?)	100.0	100.1	(?)	.1
Metal melting		3567-111	12/81	(?)	(?)	107.6	(?)	(?)
Metal processing and heat treating (such as annealing, hardening, carburizing, etc.)		3567-118	12/86	(?)	100.0	100.0	(?)	0
Other electric furnaces		3567-119	12/86	(?)	100.0	100.0	(?)	0
Electric industrial ovens and kilns, including infrared		3567-19	12/86	(?)	100.0	100.0	(?)	0
Fuel-fired industrial furnaces, ovens, and kilns		3567-2	06/81	113.4	113.6	113.7	1.2	.1
Fuel-fired furnaces		3567-21	12/86	(?)	100.0	100.0	(?)	0
Fuel-fired ovens and kilns		3567-29	12/86	(?)	100.0	100.2	(?)	.2
High frequency induction and dielectric heating equipment		3567-4	06/81	127.0	128.2	128.2	2.9	0
Induction furnaces and heating equipment		3567-41	12/86	(?)	100.0	100.0	(?)	0
Metal melting induction furnaces		3567-417	06/81	121.3	122.4	(?)	(?)	(?)
Electrical heat. equip. for industrial use, n.e.c. (exc. soldering irons) and parts and attach		3567-5	06/81	115.9	115.3	118.2	-1.5	2.5
Industrial electric heating units and devices, except heating units for electric furnaces		3567-55						
Tubular heaters		3567-551	06/81	96.7	96.7	(?)	(?)	(?)
All other industrial heating units and devices, incl. immersion heaters, compound pots, etc.		3567-559	06/81	127.6	127.2	132.3	3.9	4.0
Parts and attach. for ind. furn. and ovens, including electric heating units		3567-59	06/81	109.2	108.3	108.7	-.1	.4
Parts and attach. for ind. furn. and ovens, including electric heating units		3567-591	06/81	109.2	108.3	(?)	(?)	(?)
Miscellaneous receipts		3567-M	12/86	(?)	100.0	100.0	(?)	0
Resales		3567-Z89	12/86	(?)	100.0	100.0	(?)	0
Secondary products		3567-S	06/81	129.3	131.3	131.6	3.8	.2
Other secondary products		3567-SSS	06/81	130.8	132.9	133.3	3.9	.3
Power transmission equipment, n.e.c.								
3568			12/84	105.0	105.6	106.3	3.0	.7
Primary products		3568-P	12/84	105.4	106.0	106.5	3.2	.5
Plain bearings and bushings		3568-1	12/84	96.6	97.4	97.4	-3.7	0
Plain bearings and bushings, unmounted, machined, excl. carbon, graphite, automotive		3568-115	12/84	95.3	96.2	96.2	-4.0	0
Mounted bearings, plain		3568-151	12/84	107.5	107.5	107.5	-1.7	0
Power transmission equipment, n.e.c., excluding plain bearings and bushings		3568-3	12/84	107.0	107.7	108.2	4.4	.5
Clutches		3568-31	12/84	105.4	105.4	106.3	3.1	.9
Friction type		3568-311	12/84	105.2	(?)	106.8	4.1	(?)
All other clutches		3568-319	12/84	105.5	105.5	105.8	1.9	.3
Flexible couplings		3568-32	12/84	108.3	110.1	110.1	2.3	0
1-inch nominal bore and over, other than gear type		3568-322	12/84	109.4	112.1	112.1	2.5	0
Chains for sprocket drives		3568-33	12/84	99.9	101.0	102.9	3.7	1.9
ASA standard roller chain, 3-inch and under in pitch		3568-332	12/84	92.3	92.6	95.4	3.9	3.0
Sprockets		3568-34	12/84	101.7	101.7	101.7	.4	0
For ASA standard roller chains		3568-343	12/84	102.1	102.1	102.1	0	0
Packaged hydraulic drives, universal joints, and flexible shafts		3568-37	12/84	105.4	106.3	106.3	2.6	0
Universal joints		3568-375	12/84	106.0	106.6	106.6	1.2	0
Other power transmission equipment		3566-39						
All other mechanical power transmission equipment		3568-398	12/84	116.6	116.9	116.9	10.1	0
Secondary products		3568-S	12/84	102.9	103.7	103.8	1.4	.1
Ball and roller bearings		3562-S	12/84	100.6	100.6	100.6	.6	0
Other secondary products		3568-SSS	12/84	106.7	107.1	107.5	2.2	.4
General industrial machinery, n.e.c.								
3569			12/84	103.3	104.3	104.6	2.2	.3
Primary products		3569-P	12/84	104.0	105.2	105.3	2.1	.1
Packing and packaging machinery, except for food products		3569-1	12/84	105.9	109.7	110.0	5.5	.3
Wrapping, banding, bundling, and fastening machines, including shrink wrappers		3569-106	12/84	108.7	(?)	110.6	5.8	(?)
Labeling and code-making machines		3569-109	06/85	106.2	107.6	107.6	2.2	0
Filters and strainers		3569-2	12/84	107.0	107.3	107.3	2.7	0
Containment devices		3569-21	12/84	105.5	105.9	105.9	1.4	0
Pressurized, excluding vacuum		3569-211	12/84	111.9	112.9	112.8	3.8	-.1
Media		3569-22	12/84	110.8	110.8	(?)	(?)	(?)
Reusable		3569-221	12/84	122.8	(?)	(?)	(?)	(?)
Non-reusable		3569-229	12/84	104.8	(?)	(?)	(?)	(?)
Miscellaneous general industrial machinery		3569-9	12/84	101.7	102.4	102.7	.7	.3
Lubrication systems, industrial, centralized, and automatic		3569-941	12/84	(?)	(?)	109.7	(?)	(?)

See footnotes at end of table.

Table 5. Producer price indexes for the net output of selected industries and their products—Continued

Industry and product ¹	Industry code	Product code	Index base	Index			Unadjusted percent change to Jan. 1987 from —	
				Sep. 1986 ²	Dec. 1986 ²	Jan. 1987 ²	Jan. 1986	Dec. 1986
General industrial machinery, n.e.c.—Continued								
Presses, metal baling		3569-945	12/84	100.4	100.8	100.8	0.8	0
Centrifugals and separators, non-food		3569-951	12/84	105.2	105.2	105.2	0	0
Hydraulic jacks		3569-973	12/84	102.6	102.6	102.6	1.3	0
All other general industrial machinery and equipment		3569-998	12/84	101.0	101.1	101.4	-1	.3
Miscellaneous receipts		3569-M	12/84	100.4	99.0	100.0	-4	1.0
Resales		3569-Z89	12/84	100.4	99.0	100.2	-2	1.2
Secondary products		3569-S	12/84	99.6	100.9	101.6	4.6	.7
Calculating and accounting machines								
3574			06/85	95.1	95.0	94.1	-4.3	-9
Primary products	3574-P		06/85	94.1	94.0	93.8	-4.0	-2
Electronic calculating machines, except rebuilt types	3574-2		06/85	90.7	90.6	90.6	(?)	.0
Accounting machines and cash registers	3574-3		06/85	99.3	99.4	98.8	-2	-6
Coin and currency handling machines	3574-341		06/85	100.7	100.8	100.9	.2	1.1
Electronic cash register type point of sale retail devices	3574-353		06/85	98.5	98.6	97.5	-4	-1.1
Other calculating and accounting machines	3574-398		06/85	99.4	99.6	99.7	-7	.1
Parts and attachments for adding, calculating and accounting machines and cash registers	3574-5		06/85	93.8	93.6	93.6	-2	0
Produced by complete machine manufacturers	3574-511		06/85	93.8	93.6	93.6	-2	0
Miscellaneous receipts	3574-M		06/85	100.0	100.0	100.0	(?)	0
Secondary products	3574-S		06/85	96.9	96.9	91.8	-8.1	-5.3
Scales and balances except laboratory								
3576			12/80	107.9	108.1	108.1	1.3	0
Primary products	3576-P		12/80	108.9	109.2	109.2	1.4	0
Motor truck scales	3576-1		12/80	107.0	107.0	107.0	1.5	0
Industrial scales	3576-3		12/80	111.2	111.4	111.4	1.5	0
Bench and portable scales	3576-321		12/80	127.0	127.5	127.5	2.2	0
Floor scales	3576-323		12/80	113.2	113.2	113.2	2.9	0
Miscellaneous industrial scales, incl. crane, suspension, tank, hopper, & conveyor	3576-329		12/80	99.9	99.9	99.9	0	0
Commercial, retail scales	3576-4		12/80	88.4	88.4	88.4	2.1	0
Miscellaneous retail - commercial scales inclu.: non-computing counter, egg-grading & hanging	3576-435		12/80	115.9	115.9	115.9	1.9	0
Personal, household scales	3576-5		12/80	128.6	128.6	129.1	-6	.4
Person-weighing scales and miscellaneous household scales	3576-545		12/80	139.3	139.3	140.8	1.1	1.1
Mailing scales	3576-6		12/80	113.6	119.4	119.4	11.1	0
Parts for scales and balances	3576-8		12/80	107.9	107.9	107.9	0	0
Secondary products	3576-S		12/80	96.1	96.1	96.2	.1	.1
Office machines, not elsewhere classified, and typewriters								
3579			06/85	101.2	101.7	102.8	2.4	1.1
Primary products	3579-P		06/85	100.5	100.7	101.6	1.5	.9
Duplicating machines and parts	3579-3		06/85	101.4	(?)	103.1	(?)	(?)
Mailing, letter handling, collating, and addressing machines	3579-5		06/85	101.2	102.9	104.6	5.2	1.7
Forms handling equipment, bursters, decollators, and imprinters	3579-534		06/85	105.2	105.2	105.2	5.2	0
Mailing machines, include sorting, tying, canceling machinery, postage meters, etc.	3579-541		06/85	99.3	102.6	105.9	6.8	3.2
Addressing machines, include labeling machines, plates, plate embossers & addresser-printers	3579-547		06/85	97.3	(?)	97.3	3.6	(?)
All other office machines, not elsewhere classified, and parts	3579-6		06/85	102.0	101.5	103.7	3.6	2.2
Check handling machines include canceling, cutting, dating, endorsing, numbering machines	3579-631		06/85	109.0	109.1	111.9	10.1	2.6
Time recording and time stamp machines	3579-633		06/85	104.0	104.0	104.0	3.8	0
All other office machines, include pencil sharpeners and rebuilds, except typewriter rebuilds	3579-698		06/85	101.2	101.2	104.2	3.6	3.0
Parts and attachments, not elsewhere classified, sold separately	3579-699		06/85	99.7	96.2	96.2	-9	0
Standard typewriters and automatic typing and word processing machines and parts	3579-7		06/85	99.3	98.9	99.3	-7	.4
Word processing machines	3579-712		06/85	100.0	100.0	100.0	(?)	0
Miscellaneous receipts	3579-M		06/85	105.4	105.5	105.5	3.5	0
Contract work and other miscellaneous receipts	3579-XY9		06/85	105.3	105.8	105.8	3.9	0
Resales	3579-Z89		06/85	105.4	105.4	105.4	3.4	0
Secondary products	3579-S		06/85	101.4	102.8	104.9	4.1	2.0
Other secondary products	3579-SSS		06/85	101.5	102.9	105.0	4.1	2.0
Refrigeration and service industry machinery								
358			12/84	103.5	103.5	103.7	1.4	.2
Automatic merchandising machines								
3581			06/82	106.0	106.0	106.2	1.1	.2
Primary products	3581-P		06/82	106.3	106.3	106.5	1.3	.2
Automatic merchandising machines, coin-operated, excluding parts	3581-1		06/82	103.7	103.7	103.9	1.7	.2
Vending machines for beverages	3581-11		06/82	101.3	101.3	101.6	1.3	.3
Soft drink	3581-115		06/82	96.2	96.2	96.6	.7	.4
Vending machines for confections and food	3581-12		06/82	110.0	110.0	110.0	3.7	0
Coin-operated mechanisms and other parts for automatic merchandising machines	3581-2		06/82	115.8	115.8	115.8	0	0
Coin-operated mechanisms (for sale separately)	3581-251		06/82	119.6	119.6	(?)	(?)	(?)
Coin acceptors/rejectors	3581-25102		06/82	113.1	113.1	(?)	(?)	(?)
Parts for automatic merchandising machines, except coin-operated mechanisms	3581-269		06/82	104.8	(?)	104.8	0	(?)
Commercial laundry equipment								
3582			12/82	117.3	119.5	119.7	6.5	.2

See footnotes at end of table.

Table 5. Producer price indexes for the net output of selected industries and their products—Continued

Industry and product ¹	Industry code	Product code	Index base	Index			Unadjusted percent change to Jan. 1987 from —	
				Sep. 1986 ²	Dec. 1986 ²	Jan. 1987 ²	Jan. 1986	Dec. 1986
Commercial laundry equipment—Continued								
Primary products		3582-P	12/82	109.4	110.1	110.3	1.1	0.2
Laundry equipment		3582-1	12/82	107.4	107.4	107.7	-.2	.3
Washer-extractors combinations		3582-113	12/82	111.2	111.2	112.0	.7	.7
Other than coin-operated		3582-11312	12/82	111.7	111.7	112.5	.7	.7
Drying tumblers		3582-114	12/82	116.9	116.9	(?)	(?)	(?)
Other than coin-operated		3582-11412	12/82	118.5	118.5	(?)	(?)	(?)
Flatwork ironers		3582-115	12/82	105.2	105.2	(?)	(?)	(?)
Other commercial laundry equipment		3582-117	12/82	105.8	105.8	106.6	.9	.8
Commercial laundry equipment parts, attachments, and accessories		3582-118	12/82	87.4	87.4	87.4	0	0
For other commercial laundry and pressing machinery and equipment		3582-11812	12/82	83.4	83.4	83.4	0	0
Dry cleaning equipment		3582-2	12/82	117.8	121.8	121.8	6.4	0
Secondary products		3582-S	12/82	161.4	171.5	171.5	30.8	0
Refrigeration and heating equipment								
Primary products	3585	3585-P	12/82	106.3	106.2	106.4	1.0	.2
Heat transfer equipment, except room and unitary air cond. and dehumidifiers		3585-1	12/82	108.8	108.8	109.4	1.6	.6
Central station air conditioning units, motor driven fan type		3585-112	12/82	117.3	117.7	117.7	3.3	0
Air-cooled refrigerant condensers remote type		3585-132	12/82	98.6	98.5	98.5	.2	0
Shell-and-tube, coil, u-tube; and tube-in-tube liquid coolers		3585-136	12/82	112.4	112.4	112.4	2.6	0
Unit coolers (refrigeration)		3585-141	12/82	110.3	111.6	111.6	4.1	0
Ceiling and wall-mounted types		3585-14101	12/82	110.3	111.6	111.6	4.1	0
Finned coils, air-conditioning and refrigeration type		3585-142	12/82	104.9	104.9	104.9	1.3	0
Coil sales by oem for resale or assembly into equip. by other manuf. (all types)		3585-143	12/82	103.9	103.9	103.9	-.6	0
Centrifugal liquid chilling packages		3585-154	12/82	113.9	112.5	112.5	0	0
Hermetic type		3585-15401	12/82	112.5	110.9	110.9	-.9	0
Mobile vehicle refrigeration systems		3585-156	12/82	111.5	(?)	(?)	(?)	(?)
Mobile vehicle mechanical air conditioning systems		3585-161	12/82	107.1	(?)	108.4	2.0	(?)
For passenger automobiles and light trucks and vans		3585-1611	12/82	107.4	(?)	108.9	2.3	(?)
Sub-compact to compact automobiles		3585-16111	12/82	107.8	(?)	108.3	1.0	(?)
Mid-size to full-size automobiles		3585-16113	12/82	115.2	(?)	117.0	2.2	(?)
Icemaking machines		3585-175	12/82	110.0	110.0	110.0	.9	0
Self-contained		3585-1751	12/82	110.0	110.0	110.0	.9	0
Ice-cube makers		3585-17511	12/82	105.4	105.4	105.4	.5	0
Flake and chip machines		3585-17512	12/82	128.3	128.3	128.3	2.6	0
Not self-contained		3585-1752	12/82	101.0	101.0	101.0	.5	0
Reciprocating liquid chilling packages		3585-185	12/82	113.4	113.6	113.6	3.6	0
Unitary air conditioners		3585-2	12/82	105.4	104.3	104.2	-.2	-.1
Air conditioners, except window and wall types		3585-21	12/82	110.3	109.0	109.4	3.5	.4
Single package (with or without evaporator fan)		3585-211	12/82	110.3	109.0	109.4	3.5	.4
Horizontal		3585-2111	12/82	111.5	109.9	110.5	3.8	.5
Under 54,000 btu/hr		3585-21114	12/82	106.2	105.4	106.2	3.8	.8
Year-round air conditioners, single packages and remote condenser types, except heat pumps		3585-25	12/82	105.1	105.2	105.1	.5	-.1
Under 44,000 btu/hr		3585-252	12/82	109.3	110.4	110.0	.5	-.4
44,000 to 134,999 btu/hr		3585-257	12/82	104.1	103.3	103.3	.3	0
135,000 btu/hr and over		3585-258	12/82	102.2	(?)	(?)	(?)	(?)
Heat pumps, except room air conditioners		3585-26	12/82	105.8	105.6	105.3	-.5	-.3
Single package		3585-265	12/82	106.0	106.0	106.0	-.4	0
Split system		3585-266	12/82	105.7	105.4	104.8	-.6	-.6
Split system air conditioning units		3585-29	12/82	103.8	101.9	101.7	-1.7	-.2
Air conditioning condensing units		3585-295	12/82	106.8	105.1	105.1	-2.6	0
22,000 to 26,999 btu/hr		3585-29572	01/83	102.4	97.7	97.7	-5.1	0
27,000 to 32,999 btu/hr		3585-29573	12/82	101.6	101.3	100.8	1.0	-.5
33,000 to 38,999 btu/hr		3585-29574	12/82	111.1	111.2	111.6	2.5	.4
Commercial refrigeration equipment								
Refrigerated enclosures, include self-contained units, remote units w/wo cond. units		3585-31	12/82	112.4	112.5	113.3	3.0	.7
Reach-in refrig. and reach-in vert. display cabinets, with solid or glazed doors		3585-311	12/82	113.7	114.4	114.4	2.3	0
For normal temp. application, i.e., not intended for frozen foods, ice cream, etc.		3585-31115	12/82	114.5	115.1	115.1	1.8	0
For low temperature application		3585-31118	12/82	112.7	113.6	113.5	3.0	-.1
Sectional coolers or cooling rooms of the prefabricated (factory produced) type		3585-312	12/82	110.9	110.9	113.2	4.1	2.1
Display cases for meats, dairy products, produce, other perishables, normal temp		3585-313	12/82	117.4	117.1	117.0	3.0	-.1
Closed		3585-3131	12/82	110.2	110.2	110.2	.9	0
Open, self-service		3585-3132	12/82	118.7	118.2	118.1	3.3	-.1
Multi level		3585-31328	12/82	118.7	(?)	117.9	3.0	(?)
Display cases and cabinets for frozen foods, ice cream, etc., except coin operated		3585-314	12/82	108.4	108.4	108.4	1.8	0
Frozen food display cases, open self-service		3585-3141	12/82	108.9	108.9	(?)	(?)	(?)
One level		3585-31413	12/82	105.8	105.8	(?)	(?)	(?)
Mechanical drinking water coolers		3585-343	12/82	102.8	103.0	103.0	-.2	0
Mechanical beverage cooling and dispensing equipment except coin-operated		3585-361	12/82	109.1	109.8	105.9	-.7	-3.6

See footnotes at end of table.

Table 5. Producer price indexes for the net output of selected industries and their products—Continued

Industry and product ¹	Industry code	Product code	Index base	Index			Unadjusted percent change to Jan. 1987 from —	
				Sep. 1986 ²	Dec. 1986 ²	Jan. 1987 ²	Jan. 1986	Dec. 1986
Refrigeration and heating equipment—Continued								
Bulk beverage dispensers, including malt dispensers and pre-cooler cabinets		3585-36157	12/82	107.4	107.4	102.2	-1.9	-4.8
Other commercial refrig., retarders, egg refrig., envir. control equip., etc.		3585-397	12/82	109.5	(³)	112.1	4.1	(³)
Compressors and compressor units, all refrigerants		3585-4	12/82	98.7	98.9	99.0	.1	.1
10 hp and under, hermetic type motor compressors		3585-412	12/82	100.8	100.8	101.2	.2	.4
2.5 hp and under		3585-41211	12/82	100.2	100.2	100.6	.2	.4
3 hp to 10 hp		3585-41236	12/82	102.1	102.1	102.2	0	.1
Over 10 hp (open and hermetic types)		3585-414	12/82	105.7	105.7	104.3	.2	-1.3
Auto air conditioning compressors		3585-418	02/83	94.5	95.1	95.1	0	0
Open type, with or without motor		3585-41859	02/83	94.5	95.1	95.1	0	0
Condensing units, all refrigerants except ammonia		3585-5	12/82	104.6	104.6	104.6	.5	0
Air-cooled		3585-51	12/82	104.1	104.1	104.1	.5	0
Hermetic type under 15 hp		3585-512	12/82	104.0	104.0	104.0	.5	0
Over 3 hp but under 15 hp		3585-51209	12/82	104.3	104.3	104.3	.3	0
Water and air-cooled, open and hermetic type, 15 hp and over		3585-569	12/82	106.6	(³)	106.6	0	(³)
Room air conditioners and dehumidifiers		3585-6						
Room air conditioners		3585-612	12/82	107.7	107.6	105.1	.2	-2.3
6,000 to 6,999 btu/hr		3585-61234	12/82	107.9	(³)	(³)	(³)	(³)
15,000 to 16,999 btu/hr		3585-61263	12/82	(³)	108.3	(³)	(³)	(³)
Refrigeration and a/c equip. n.e.c., including soda fountain and beer dispensing equip		3585-7	12/82	109.0	108.9	110.6	1.8	1.6
Soda fountain equipment		3585-711	12/82	113.6	113.6	113.3	4.1	-3
Other refrigeration machinery and air conditioning equipment		3585-796	12/82	106.4	106.4	106.8	1.0	.4
Other components and accessories for air conditioning and refrigeration equipment		3585-796	12/82	109.7	109.7	111.8	2.4	1.9
Warm air furnaces, except floor and wall; and parts and attachments		3585-8	12/82	110.4	111.0	110.9	1.3	-1
Forced-air type furnaces (cast iron and steel)		3585-811	12/82	110.9	111.6	111.5	1.1	-1
Gas		3585-81107	12/82	110.8	111.6	111.5	1.4	-1
Miscellaneous receipts		3585-M	12/82	106.9	107.2	107.5	-1.4	.3
Resales		3585-289	12/82	110.4	110.8	111.2	2.5	.4
Secondary products		3585-S	12/82	103.2	103.0	104.1	3.9	1.1
Other secondary products		3585-SSS	12/82	107.9	107.6	107.9	3.1	.3
Mobile vehicle parts and accessories		3714-S	12/82	96.4	96.4	96.6	5.2	2.3
Measuring and dispensing pumps								
Primary products	3586	3586-P	06/84	109.8	109.8	109.8	2.2	0
Gasoline dispensing pumps, computing type (filling station type)		3586-1	06/84	105.7	105.9	105.9	2.2	0
Single dispensing units		3586-111	06/84	103.2	103.5	103.5	.6	0
With suction pumping units		3586-11112	06/84	104.2	104.7	104.7	1.0	0
Dual dispensing units		3586-11112	06/84	104.1	104.2	104.2	.3	0
With suction pumping units		3586-112	06/84	102.3	102.4	102.4	.2	0
Without suction pumping units		3586-11211	06/84	103.4	103.5	103.5	.3	0
Lubricating-oil and grease dispensing equipment		3586-11212	06/84	99.0	99.0	99.0	0	0
Lubricating-oil pumps, including barrel pumps		3586-2	06/84	109.6	109.6	109.6	4.8	0
Secondary products		3586-212	06/84	110.7	110.7	110.7	5.1	0
		3586-S	06/84	115.2	115.2	115.2	2.5	0
Service industry machinery								
Primary products	3589	3589-P	06/82	114.4	114.6	114.9	2.3	.3
Commercial cooking and food warming equipment		3589-1	06/82	115.2	115.4	115.4	2.1	0
Nonelectric commercial cooking and food warming equipment		3589-11	06/82	113.8	113.9	114.5	2.5	.5
Commercial cooking stoves, ranges, ovens, and broilers		3589-111	06/82	114.7	114.8	115.5	4.5	.6
Other commercial cooking equipment (except electric)		3589-111	06/82	115.0	115.3	114.9	4.6	-3
Electric and microwave commercial cooking and food warming equipment		3589-119	06/82	114.0	114.0	116.6	4.1	2.3
Commercial ranges, ovens, and broilers		3589-16	06/82	113.2	113.3	113.9	1.3	.5
Commercial food warming equipment, including hot food server units and steam tables		3589-161	06/82	115.0	115.0	115.0	(³)	0
Other commercial cooking equipment (electric)		3589-165	06/82	109.1	109.5	109.5	1.7	0
Coffee makers, coffee urns		3589-167	06/82	113.7	113.7	114.9	1.6	1.1
Service industry machines and parts		3589-16721	06/82	106.6	106.6	106.6	0	0
Floor maintenance machinery, commercial and industrial		3589-2	06/82	115.7	116.0	115.8	2.1	-2
Floor scrubbing and sanding machines, commercial type		3589-23	06/82	122.5	122.5	122.5	5.2	0
Floor waxing and polishing machines, commercial and industrial type		3589-232	06/82	120.3	120.3	120.3	3.7	0
Commercial carpet cleaners and shampoos		3589-235	06/82	128.5	128.5	(³)	(³)	(³)
Sewage purification equipment		3589-237	06/82	111.0	111.0	111.0	2.9	0
Clarifier		3589-281	06/82	117.5	117.5	117.5	.9	0
Pump station		3589-28113	06/82	118.4	(³)	(³)	(³)	(³)
Other industrial and commercial service machines		3589-28116	06/82	114.0	114.0	114.0	.9	0
All other industrial and commercial service machines		3589-292	06/82	115.2	115.3	115.1	1.6	-2
Parts and accessories for service industry machines		3589-29229	06/82	116.6	116.5	116.3	1.5	-2
Commercial and industrial vacuum cleaners		3589-293	06/82	(³)	(³)	(³)	(³)	(³)
Portable, including parts		3589-3	06/82	115.2	115.2	115.2	1.1	0
Miscellaneous receipts		3589-311	06/82	114.1	114.1	114.1	1.3	0
Resales		3589-M	06/82	114.5	114.5	114.5	2.3	0
Secondary products		3589-289	06/82	101.1	101.1	101.1	3.4	0
		3589-S	06/82	107.1	107.0	109.7	3.7	2.5
Miscellaneous machinery, except electrical	359		12/84	101.7	101.7	101.5	.7	-2

See footnotes at end of table.

Table 5. Producer price indexes for the net output of selected industries and their products—Continued

Industry and product ¹	Industry code	Product code	Index base	Index			Unadjusted percent change to Jan. 1987 from —	
				Sep. 1986 ²	Dec. 1986 ²	Jan. 1987 ²	Jan. 1986	Dec. 1986
Carburetors, pistons, piston rings, and valves	3592		12/82	110.3	110.5	109.4	0.3	-1.0
Primary products			12/82	108.5	108.8	107.4	.3	-1.3
Carburetors		3592-1	12/82	108.2	108.7	109.1	2.8	.4
Carburetors, new		3592-1A	12/82	108.1	108.5	108.5	2.6	0
Carburetors for motor vehicles		3592-111	12/82	107.8	108.2	108.2	2.8	0
Carburetors for motor vehicles-replacement		3592-11101	12/82	117.0	120.8	120.8	3.6	0
Carburetors for motor vehicles-OEM		3592-11102	05/83	106.7	106.7	106.7	2.7	0
Rebuilt carburetors, all types		3592-171	12/82	110.8	112.3	119.0	7.4	6.0
Rebuilt carburetors for motor vehicles		3592-17101	12/82	110.8	112.3	119.0	7.4	6.0
Pistons and piston rings		3592-2	12/82	105.0	104.9	99.5	-3.9	-5.1
Pistons, all types except rough castings		3592-2A	12/82	102.0	102.0	88.0	(³)	-13.7
Piston rings, all types		3592-2B	12/82	106.8	106.7	106.7	2.0	0
Piston rings, oil type		3592-248	12/82	99.4	99.4	99.4	(³)	0
Piston rings, compression type		3592-249	12/82	109.1	108.9	108.9	2.5	0
Piston rings, compression type for motor vehicle use		3592-255	12/82	107.2	107.0	107.0	2.7	0
Piston rings, compression type for motor vehicle use-OEM		3592-25502	12/82	107.2	107.0	107.0	2.7	0
Piston rings, compression type for all other uses		3592-257	12/82	117.3	117.3	117.3	2.1	0
Valves, intake and exhaust		3592-3	12/82	114.2	(³)	(³)	(³)	(³)
Valves, intake and exhaust for all other uses		3592-363	12/82	99.8	(³)	(³)	(³)	(³)
Secondary products		3592-S	12/82	119.6	119.7	119.6	.3	-1
Other secondary products		3592-SSS	12/82	125.8	126.1	125.9	.5	-2
Motor vehicle parts and accessories		3714-S	12/82	115.5	115.5	115.5	.2	0
Machinery, except electrical, not elsewhere classified	3599		06/84	102.9	102.8	102.8	.8	0
Primary products		3599-P	06/84	102.8	102.7	102.7	.6	0
Pneumatic and hydraulic cylinders, accumulators, cushions, and shock absorbers		3599-2	06/84	102.7	102.1	101.3	-.7	-.8
Hydraulic cylinders		3599-219	06/84	102.1	101.0	101.0	-.4	0
Tie-rod types		3599-21911	06/84	104.8	104.9	104.9	2.1	0
Telescoping		3599-21913	06/84	102.1	102.1	(³)	(³)	(³)
Pneumatic cylinders		3599-229	06/84	105.5	(³)	(³)	(³)	(³)
Tie-rod type		3599-22921	06/84	104.3	(³)	(³)	(³)	(³)
Miscellaneous machinery products		3599-4	06/84	102.1	102.1	102.4	.7	.3
Flexible metal hose and tubing		3599-418	06/84	101.3	101.3	101.3	.3	0
Metal bellows		3599-425	06/84	105.6	105.6	105.6	0	0
Other miscellaneous machinery products		3599-498	06/84	100.8	100.8	101.3	.9	.5
Receipts for machine shop jobwork		3599-5	06/84	102.9	102.9	102.9	.7	0
Automotive		3599-512	06/84	96.2	96.2	96.2	0	0
Aerospace		3599-513	06/84	108.4	108.5	108.6	2.1	.1
Electronics		3599-515	06/84	103.5	102.8	103.5	2.0	.7
Fabricated metal products		3599-517	06/84	105.5	105.5	105.5	3.8	0
Machinery, parts and accessories		3599-519	06/84	111.4	111.5	111.6	1.3	.1
Mining, construction, and oilfield equipment		3599-521	06/84	99.8	100.4	98.6	-3.3	-1.8
Appliances		3599-523	06/84	101.0	101.0	101.0	0	0
Chemical and petroleum		3599-527	06/84	108.7	108.7	108.7	.4	0
Food processing and packaging		3599-529	06/84	104.6	(³)	104.6	0	(³)
Electrical machinery		3599-531	06/84	99.7	99.7	99.7	.1	0
Agricultural equipment		3599-533	06/84	100.0	100.0	100.0	0	0
All other customers		3599-539	06/84	101.1	101.1	101.2	1.0	.1
Maintenance and repair		3599-541	06/84	99.2	98.9	98.9	-1.2	0
Miscellaneous receipts		3599-M	06/84	102.9	102.9	102.9	1.0	0
Resales		3599-Z89	06/84	102.7	102.7	102.7	1.7	0
Secondary products		3599-S	06/84	106.2	106.0	106.1	5.6	.1
Electrical and electronic machinery, equipment, and supplies	36		12/84	102.6	102.7	102.9	1.5	.2
Electric transmission and distribution equipment	361		12/84	101.2	101.5	101.9	1.4	.4
Transformers	3612		06/81	111.8	112.2	113.3	2.1	1.0
Primary products		3612-P	06/81	111.1	111.6	112.7	2.1	1.0
Distribution transformers		3612-1						
Liquid immersed		3612-101	06/81	111.7	111.3	112.0	-.7	.6
Pole type, 500 KVA or less, single phase		3612-10111	06/81	106.7	106.1	106.5	-1.0	.4
Pad mount, 500 KVA or less, single phase		3612-10112	06/81	111.4	111.2	111.7	-1.3	.4
500 KVA or less, three phase		3612-10114	06/81	122.8	123.0	125.1	1.0	1.7
Power transformers		3612-2	06/81	102.1	103.3	106.2	4.5	2.8
Small power transformers, one and three phase		3612-201	06/81	114.8	116.8	116.3	.2	-.4
501-2500 KVA, liquid immersed		3612-20121	06/81	122.2	124.9	123.5	-.8	-1.1
Large power transformers, one and three phase, liquid immersed		3612-202	06/81	94.0	94.7	99.7	8.0	5.3
10001-30000 KVA, without LTC		3612-20242	06/81	68.0	62.2	66.5	-5.1	6.9
100000 KVA and above, with LTC		3612-20245	06/81	147.0	147.9	(³)	(³)	(³)
Fluorescent lamp ballasts		3612-3	06/81	116.8	116.8	116.8	4.2	0
Uncorrected power factor type		3612-301	06/81	116.5	116.5	116.5	4.1	0
Corrected power factor type		3612-302	06/81	116.8	116.8	116.8	4.2	0
Specialty and all other transformers		3612-4	06/81	117.9	118.8	118.5	2.6	-.3
Open core and coil, and all units end-bell enclosed, 250 KVA and less		3612-401	06/81	117.2	119.3	117.3	1.5	-1.7
High intensity discharge lamp transformers		3612-402	06/81	112.7	112.7	112.7	2.9	0
General purpose, one and three phase		3612-404	06/81	115.2	115.3	115.3	.1	0

See footnotes at end of table.

Table 5. Producer price indexes for the net output of selected industries and their products—Continued

Industry and product ¹	Industry code	Product code	Index base	Index			Unadjusted percent change to Jan. 1987 from —	
				Sep. 1986 ²	Dec. 1986 ²	Jan. 1987 ²	Jan. 1986	Dec. 1986
Transformers—Continued								
Power regulators and boosters, and reactors and other special purpose transformers		3612-405	06/81	118.5	119.5	119.5	0.8	0.0
Transmission and distribution voltage regulators, including induction and step types		3612-40501	09/84	(³)	(³)	105.4	(³)	(³)
Reactors and other special purpose transformers		3612-40502	06/81	118.1	(³)	118.1	0	(³)
All other transformers including luminous tube and ignition, and saturable core reactors		3612-406	06/81	126.5	129.1	129.1	3.3	0
Secondary products		3612-S	06/81	119.7	(³)	120.5	.7	(³)
Switchgear and switchboard apparatus								
Primary products	3613		06/85	101.4	101.8	101.8	1.0	0
Switchgear, except ducts and control circuit relays		3613-P	06/85	101.6	101.9	101.8	.9	-1
Metal-clad switchgear using power circuit breakers, all voltages, excl. load interrupter		3613-1	06/85	102.1	100.8	100.8	-.5	0
Metal-enclosed load interrupter switchgear assemblies, all voltages incl. parts		3613-109	06/85	103.2	99.7	99.0	-.5	-.7
Automatic and manual control panels (generators, transformers, etc.)		3613-111	06/85	93.9	(³)	93.9	-6.3	(³)
Metal-enclosed air circuit breaker switchgear assemblies		3613-112	06/85	103.4	103.4	103.4	1.3	0
Outdoor power switching equip., incl. attachments and bus supports, but exc. power fuses		3613-114	06/85	114.8	110.4	114.2	-1.0	3.4
Distribution cutouts		3613-141	06/85	100.1	100.1	100.1	.1	0
Power circuit breakers, all voltages		3613-183	06/85	100.0	100.0	100.0	0	0
Panelboards, distribution boards and other switching and interrupting devices		3613-2	06/85	98.6	(³)	98.6	(³)	(³)
Panelboards, including enclosing cabinets 750 volts and below		3613-3	06/85	100.5	101.9	101.5	1.0	-.4
Circuit breaker		3613-31	06/85	101.8	107.2	102.1	.4	-4.8
Distribution switchboards, 750 volts and below		3613-312	06/85	102.1	107.8	102.5	.6	-4.9
Circuit breaker		3613-32	06/85	102.6	100.1	102.5	3.2	2.4
Other including theater switchboard		3613-3217	06/85	97.5	92.4	97.2	-.2	5.2
Switches, exc. snap, toggle and rotary switches, 750 volts and below		3613-3219	06/85	105.7	111.3	110.9	7.1	-.4
Knife switches, enclosed general duty		3613-33	06/85	99.3	99.3	99.9	-.1	.6
Other switches, incl. open knife and motor contact switches		3613-3322	06/85	99.9	100.0	99.2	-.7	-.8
Other switchgear apparatus incl. air cir. breakers sold separately		3613-3333	06/85	100.6	104.0	103.5	2.9	-.5
Fuses and fuse equip., under 2,300 v., excl. power distribution cutouts		3613-398	06/85	99.0	104.4	104.1	2.0	-.3
Nonrenewable cartridge fuses		3613-4	06/85	107.5	107.4	107.6	2.9	.2
Other fuses and open fuse material, incl. cutouts, clips, bases, etc.		3613-451	06/85	112.1	111.9	111.9	5.2	0
Molded case circuit breakers		3613-493	06/85	102.6	102.6	103.1	.5	.5
Industrial type, 1000 v. and below, incl. attachments or accessories		3613-5	06/85	100.4	100.0	100.8	1.5	.8
Residential or light duty type, 1000 v. and below		3613-511	06/85	100.8	100.5	100.6	.2	.1
Relays, control circuit		3613-512	06/85	99.2	98.6	100.3	3.0	1.7
A.c. and d.c. magnetic control circuit relays, excl. overload relays		3613-7	06/85	103.7	107.3	105.9	4.5	-1.3
Miscellaneous receipts		3613-711	06/85	104.1	108.0	106.5	4.9	-1.4
Resales		3613-M	06/85	97.2	97.2	97.2	-3.0	0
Secondary products		3613-289	06/85	97.2	97.2	97.2	-3.0	0
Other secondary products		3613-S	06/85	103.8	105.3	105.9	6.0	.6
Industrial controls		3613-SSS	CS/85	108.5	110.8	110.5	5.0	-.3
Current-carrying wiring devices		3622-S	06/85	(³)	(³)	(³)	(³)	(³)
		3643-S	06/85	105.2	(³)	(³)	(³)	(³)
Electrical industrial apparatus								
	362		12/84	103.9	103.4	103.5	.4	.1
Electric motors and generators								
Primary products	3621		06/83	109.8	109.6	109.3	.9	-.3
Fractional horsepower motors and generators		3621-P	06/83	109.0	108.8	108.5	.6	-.3
Automobile accessory motors		3621-1	06/83	108.8	108.1	107.5	.4	-.6
Universal motors (cased)		3621-111	06/83	100.1	96.6	96.6	-3.6	0
Universal motors and generators, D.C.		3621-115	06/83	116.8	116.8	116.8	9.5	0
Case diameter: up to 3 inches		3621-17	06/83	105.2	105.4	105.4	2.3	0
Case diameter: 3 inches to 9 inches		3621-171	06/83	100.9	101.5	101.5	.4	0
Universal motors, A.C.		3621-172	06/83	108.2	108.2	108.2	3.7	0
Skeleton type shaded pole motors		3621-18	06/83	112.3	112.4	111.5	.7	-.8
Conventional type shaded pole motors		3621-181	06/83	101.1	101.1	101.1	.5	0
Case diameter: up to 3 3/4 inches		3621-182	06/83	109.3	109.2	104.7	-1.6	-4.1
Case diameter: 3 3/4 inches to 9 inches		3621-18201	06/83	110.7	110.5	98.7	-8.4	-10.7
Other A.C. motors, excluding clock type		3621-18202	06/83	107.3	107.3	114.0	9.3	6.2
Case diameter: up to 5 3/8 inches		3621-183	06/83	114.0	114.2	114.1	1.2	-.1
Case diameter: 5 3/8 inches to 9 inches		3621-18301	06/83	110.1	110.4	110.6	1.1	.2
Integral horsepower motors and generators, except for land transportation equipment		3621-18302	06/83	114.7	114.9	114.8	1.2	-.1
D.C. motors and generators		3621-2	06/83	104.4	104.0	104.0	-2.5	0
1 to 200 h.p. (3/4 to 150 kw)		3621-2C	06/83	106.4	(³)	(³)	(³)	(³)
A.C. generators, except turbine driven, arc welding, and aerospace		3621-231	06/83	103.7	(³)	(³)	(³)	(³)
3/4 to 400 kw		3621-2D	06/83	95.8	95.8	95.8	.8	0
A.C. motors		3621-241	06/83	99.9	99.9	99.9	1.5	.0
Single phase, all h.p. ratings		3621-21	06/83	105.2	104.6	104.6	-3.2	0
Polyphase-induction		3621-222	06/83	91.7	91.7	91.7	-3.4	0
1 to 500 h.p.		3621-223	06/83	105.9	105.1	105.1	-3.5	0
Prime mover generator sets		3621-22301	06/83	108.7	107.9	107.9	-3.6	0
Diesel engine driven (A.C. and D.C. output)		3621-4	06/83	110.2	110.3	110.3	(³)	0
Fractional horsepower motor-generator sets		3621-421	06/83	(³)	102.7	102.7	(³)	0
		3621-7						

See footnotes at end of table.

Table 5. Producer price indexes for the net output of selected industries and their products—Continued

Industry and product ¹	Industry code	Product code	Index base	Index			Unadjusted percent change to Jan. 1987 from —	
				Sep. 1986 ²	Dec. 1986 ²	Jan. 1987 ²	Jan. 1986	Dec. 1986
Electric motors and generators—Continued								
Other rotating equipment		3621-71	06/83	114.7	115.9	115.9	7.8	0
Synchros, servos, rate generators, resolvers, and combinations		3621-753	06/83	114.6	115.9	115.9	7.9	0
Integral horsepower motor-generator sets		3621-8	06/83	124.4	125.3	125.3	6.4	0
All other integral rotating equipment		3621-831	06/83	124.6	125.6	125.6	6.4	0
Parts and supplies for motors, generators and sets		3621-911	06/83	108.6	108.6	108.6	.2	0
Secondary products		3621-S	06/83	116.4	116.4	116.3	3.7	-1
All other secondary products		3621-SSS	06/83	110.5	110.5	110.4	2.9	-1
Industrial controls								
	3622		06/85	102.8	102.7	103.1	1.8	.4
Primary products		3622-P	06/85	102.6	102.4	102.9	2.1	.5
General industrial controls		3622-A	06/85	103.2	102.5	103.7	2.7	1.2
Starters, contactors and motor control centers		3622-1	06/85	103.8	101.8	103.0	1.9	1.2
Full voltage starters, AC, 1000 volts or less		3622-112	06/85	104.7	104.7	104.7	4.7	0
Non-combination full voltage starter		3622-11201	06/85	104.7	104.7	104.7	4.7	0
Combination full voltage AC starter		3622-11202	06/85	104.8	104.8	104.8	4.8	0
Contactor, AC, 1000 volts or less		3622-113	06/85	104.0	104.0	104.0	2.6	0
Motor control center, 1000 volts or less		3622-116	06/85	102.7	98.7	100.8	-1.1	2.1
Other starters, contactors and controls		3622-119	06/85	103.7	98.1	102.0	(³)	4.0
Pilot or control circuit device		3622-2	06/85	104.2	104.2	104.2	4.0	0
Limit switch or other position sensor, solid state or mechanical		3622-231	06/85	103.9	103.9	103.9	3.9	0
Mechanical		3622-23101	06/85	103.9	103.9	103.9	3.9	0
Interval timers, and other industrial pilot circuit devices		3622-242	06/85	104.2	104.0	104.0	2.6	0
Industrial pushbuttons, selector switches, pilot lights, foot switches and push button stations		3622-244	06/85	104.7	104.7	104.7	4.7	0
Brake, clutch or related electrically operated device (excluding dynamic braking controls)		3622-321	06/85	101.8	101.8	101.8	1.9	0
Other general purpose controls and accessories		3622-497	06/85	101.7	102.3	104.5	2.8	2.2
Specific application industrial controls		3622-B	06/85	99.7	100.1	100.1	-3	0
Rheostat or resistor for use in motor field circuit, sold separately		3622-381	06/85	101.0	101.0	101.0	-3.5	0
Control for packaged adjustable speed drive		3622-696	06/85	102.6	102.6	102.6	2.0	0
Machine tool controls		3622-7	06/85	82.1	83.5	83.5	-16.5	0
Digital readout numerical control (including dial and plugboard type)		3622-759	06/85	100.0	100.0	100.0	0	0
Other specific, special or definite purpose controls and devices		3622-8	06/85	103.7	104.1	104.1	3.8	0
Definite purpose contactor or starter, 600 volts or less		3622-949	06/85	(³)	(³)	103.2	(³)	(³)
Programmable controller, sold separately		3622-971	06/85	103.0	102.9	(³)	(³)	(³)
Other special controls except programmable controllers		3622-876	06/85	104.4	105.2	105.2	5.3	0
Resistance welding control		3622-87601	06/85	102.1	104.7	104.7	(³)	0
AC or DC control panel or other specific purpose control		3622-87602	06/85	105.4	105.4	105.4	5.0	0
Renewal parts		3622-999	06/85	113.6	113.6	111.8	10.3	-1.6
Contract work and other miscellaneous receipts		3622-XY9	06/85	113.3	113.3	113.3	(³)	0
Secondary products		3622-S	06/85	100.4	100.8	100.8	.6	0
Switchgear, switchboards, control circuit relays and related devices		3613-S	06/85	100.4	100.4	100.4	.4	0
Other secondary products		3522-SSS	06/85	100.6	101.3	101.3	.8	0
Welding apparatus, electric								
	3623		12/84	103.2	103.3	103.6	1.1	.3
Primary products		3623-P	12/84	103.0	103.1	103.3	1.3	.2
Arc welding machines, components, and accessories exc. electrodes		3623-1	12/84	102.5	102.9	103.2	2.2	.3
Arc welding machines		3623-11	12/84	103.6	103.9	103.9	2.5	0
Transformer type, A.C., 300 amps and under		3623-114	12/84	103.2	104.1	104.1	4.1	0
Rectifier types, incl. A.C.-D.C.		3623-132	12/84	104.0	104.0	104.0	.9	0
D.C. arc welders, complete, engine driven		3623-133	12/84	103.2	103.2	103.2	2.5	0
Components and accessories for arc welding apparatus, exc. electrodes		3623-12	12/84	100.3	101.1	102.0	1.9	.9
Auto. and semiauto. welding torches, guns, cables, and relat. accessories		3623-154	12/84	107.4	107.4	107.4	0	0
All other accessories for arc welding mach., exc. electrodes and weld. rods		3623-159	12/84	102.1	105.7	105.7	4.3	0
Arc welding electrodes		3623-2	12/84	102.0	101.9	101.9	.4	0
Stick electrodes, straightened and cut lengths, incl. solid, cored, covered and bare		3623-21	12/84	102.2	102.2	102.2	1.0	0
Mild steel		3623-211	12/84	103.0	103.0	103.0	1.7	0
Coiled/spooled continuous wire electrodes for incl. arc weld and inert gas shielded		3623-22	12/84	101.8	101.4	101.4	-.4	0
Solid wire		3623-221	12/84	101.3	101.3	101.3	0	0
Mild steel		3623-22152	12/84	102.3	102.3	102.3	.0	.0
Cored wire (shielded)		3623-222	12/84	102.6	101.4	101.4	-1.2	0
Mild steel		3623-22261	12/84	102.6	101.4	101.4	-1.2	0
Resistance welders, components, accessories, and electrodes		3623-3	12/84	107.4	107.4	108.4	2.0	.9
Flash, upset, butt and all other resistance type welders		3623-352	12/84	116.6	116.6	120.4	3.9	3.3
Resistance welder accessories, including electrode holders		3623-381	12/84	109.6	109.6	109.6	0	0
Miscellaneous receipts		3623-M	12/84	100.0	100.0	100.0	(³)	0
Secondary products		3623-S	12/84	106.1	106.0	106.5	-.2	.5
Other secondary products		3623-SSS	12/84	106.1	106.0	106.5	-.2	.5
Carbon and graphite products								
	3624		06/85	101.2	97.2	98.2	-6.2	1.0
Primary products		3624-P	06/85	101.2	96.5	96.6	-8.5	.1
Carbon and graphite electrodes		3624-1	06/85	100.2	91.2	91.2	-16.9	0
Graphite electrodes		3624-156	06/85	98.7	89.8	89.8	-18.2	0

See footnotes at end of table.

Table 5. Producer price indexes for the net output of selected industries and their products—Continued

Industry and product ¹	Industry code	Product code	Index base	Index			Unadjusted percent change to Jan. 1987 from —	
				Sep. 1986 ²	Dec. 1986 ²	Jan. 1987 ²	Jan. 1986	Dec. 1986
Carbon and graphite products—Continued								
Carbon and graphite products, excluding electrodes		3624-9	06/85	102.4	102.7	103.0	2.2	0.3
Brushes, contacts, and brushplates		3624-91	06/85	102.8	102.8	102.8	3.4	0
Automotive brushes, incl. replacement & coded but excl. auto accessory brushes		3624-911	06/85	96.7	96.7	96.7	0	0
All other fractional horsepower brushes & contacts incl. replacement & miniature brushes		3624-913	06/85	103.6	103.6	103.6	3.5	0
All other industrial brushes and contacts		3624-915	06/85	105.0	105.0	105.0	5.0	0
Carbon & graphite products except electrodes, brushes, contacts & brushplates		3624-98	06/85	102.2	102.7	103.1	1.8	.4
Products with mechanical application excluding metallic oilless bearings		3624-983	06/85	100.8	100.8	101.9	1.1	1.1
Products with other applications including chemical, metallurgical, & refractory usages		3624-989	06/85	102.2	102.1	102.1	.8	0
Secondary products		3624-S	06/85	101.1	101.1	107.1	7.1	5.9
Other secondary products		3624-SSS	06/85	101.1	101.1	107.1	7.0	5.9
Electrical industrial apparatus, n.e.c.	3629		12/85	99.1	98.2	98.6	-1.0	.4
Primary products		3629-P	12/85	98.8	97.7	98.1	-1.4	.4
Capacitors for industrial use, except electronic		3629-1	12/85	94.7	90.9	91.2	-6.7	.3
A.C. capacitors and other electrical capacitors		3629-112	12/85	102.6	101.1	101.9	2.7	.8
Rectifying apparatus, except electronic		3629-2	12/85	100.3	100.0	100.2	0	.2
Semiconductor power conversion apparatus		3629-211	12/85	100.7	100.4	100.6	.3	.2
Semiconductor battery chargers		3629-21111	12/85	101.4	100.7	101.1	.6	.4
Other rectifying (power conversion) apparatus		3629-212	12/85	98.6	98.6	98.6	(³)	0
Other electrical equipment for industrial use		3629-3	12/85	100.0	100.2	101.2	1.2	1.0
Other miscellaneous electrical industrial apparatus, n.e.c., including thermic generators		3629-319	12/85	100.0	100.2	101.5	1.5	1.3
Secondary products		3629-S	12/85	100.4	99.6	100.7	.9	1.1
Household appliances	363		12/84	99.8	99.7	100.0	.1	.3
Household cooking equipment and parts	3631		06/81	109.0	108.5	109.0	1.5	.5
Primary products		3631-P	06/81	109.0	108.3	108.8	1.7	.5
Electric, electronic, and microwave household cooking units and parts ..		3631-1	06/81	107.0	106.1	106.5	1.7	.4
Free-standing electric ranges and ovens		3631-1A	06/81	115.8	113.9	115.0	1.8	1.0
Free-standing ranges under 23 inches in width		3631-111	08/81	129.2	129.3	129.0	5.7	-.2
Free-standing ranges 23 to 32 inches in width		3631-112	06/81	115.1	113.1	114.3	1.6	1.1
Low oven		3631-11201	06/81	115.1	113.1	114.3	1.6	1.1
Other than free-standing electric ranges		3631-1B	06/81	126.0	126.0	126.0	7.7	0
Built-in ranges		3631-121	06/81	118.4	118.4	118.4	2.3	0
Surface cooking tops		3631-21113	06/81	113.8	(³)	(³)	(³)	(³)
Microwave cooking equipment		3631-1C	06/81	86.5	86.5	86.5	-2.4	0
Portable microwave ovens		3631-174	06/81	79.7	79.7	79.7	-3.2	0
Gas household units and parts		3631-3	06/81	113.1	113.0	113.9	2.4	.8
Standard type gas ranges		3631-3A	06/81	113.5	113.3	114.3	2.5	.9
Free-standing ranges		3631-312	06/81	112.9	112.7	113.8	2.7	1.0
Free-standing gas ranges 32 inches and over in width		3631-31211	06/81	127.1	127.1	128.0	2.2	.7
Free-standing gas ranges over 24 to 32 inches in width		3631-31213	06/81	109.1	108.8	109.7	2.7	.8
Free-standing gas ranges 24 inches and under in width		3631-31215	06/81	121.1	(³)	125.0	3.6	(³)
Nonstandard type gas ranges		3631-3B						
Slide-in or drop-in		3631-323	06/81	109.0	(³)	(³)	(³)	(³)
Outdoor cooking equipment and all other household cooking equipment except gas and electric		3631-4	06/81	112.6	111.8	112.6	-.7	.7
Outdoor cooking equipment		3631-4A	06/81	112.4	111.7	112.4	-.8	.6
Portable outdoor cooking units		3631-412	06/81	111.2	110.2	111.2	-1.0	.9
Solid fuel consuming		3631-41211	06/81	112.0	109.7	112.0	-1.6	2.1
Other fuel consuming		3631-41213	06/81	105.0	105.0	105.0	-.9	0
Other household cooking equipment except gas and electric		3631-421	06/81	130.9	(³)	130.9	4.5	(³)
Miscellaneous receipts		3631-M	06/81	108.9	108.9	108.9	(³)	0
Resales		3631-Z89	06/81	108.9	108.9	108.9	(³)	.0
Secondary products		3631-S	06/81	113.8	113.8	113.8	2.5	0
Household refrigerators and freezers	3632		12/81	108.1	108.1	108.0	-1.4	-.1
Primary products		3632-P	12/81	109.4	109.3	109.2	-2.0	-.1
Household refrigerators, including combination refrigerator-freezers, complete units		3632-1	12/81	110.0	109.9	109.8	-2.5	-.1
14.4 cubic feet and under		3632-102	12/81	107.3	107.3	107.4	-3.1	.1
17.5 to 19.4 cubic feet		3632-143	12/81	108.9	108.7	107.8	-7.0	-.8
19.5 cubic feet and over		3632-148	12/81	109.7	109.7	109.7	-1.0	0
Secondary products		3632-S	12/81	103.8	(³)	103.8	.4	(³)
Household laundry equipment	3633		12/79	130.8	130.9	132.0	1.2	.8
Primary products		3633-P	12/79	131.6	131.7	132.9	1.3	.9
Household mechanical washing machines, dryers, and washer-dryer combinations		3633-1	12/79	127.8	127.8	128.0	.3	.2
Washing machines, mechanical, electric		3633-1A	12/79	124.8	124.9	125.2	.3	.2
Full and semi-automatic		3633-131	12/79	124.7	124.7	125.0	.2	.2
Dryers, mechanical		3633-15	12/79	133.0	133.1	133.0	.2	-.1
Electric		3633-155	12/79	135.5	135.8	135.7	.1	-.1
Other equipment and parts		3633-3						
Secondary products		3633-S	12/79	126.0	126.0	(³)	(³)	(³)

See footnotes at end of table.

Table 5. Producer price indexes for the net output of selected industries and their products—Continued

Industry and product ¹	Industry code	Product code	Index base	Index			Unadjusted percent change to Jan. 1987 from —	
				Sep. 1986 ²	Dec. 1986 ²	Jan. 1987 ²	Jan. 1986	Dec. 1986
Electric housewares and fans	3634		12/82	102.9	102.8	102.7	-1.0	-0.1
Primary products		3634-P	12/82	102.9	102.8	102.6	-.1	-.2
Electric fans, except industrial, excluding parts		3634-1	12/82	98.0	98.4	98.4	.4	0
Kitchen ventilating and exhaust fans, including range and oven hoods		3634-18	12/82	104.4	105.1	105.1	.3	0
Electric range hoods, ducted and nonducted		3634-184	12/82	103.8	104.7	(³)	(³)	(³)
All other household fans, excluding roof ventilators, furnace and air conditioning fans		3634-198	12/82	97.2	97.4	97.9	0	.5
Small household appliances, excluding parts		3634-5	12/82	103.4	103.2	102.9	-.3	-.3
Ovens and roasters (with or without broiler attachments)		3634-524	12/82	91.6	91.6	91.6	-.1	0
Automatic coffeemakers		3634-53	12/82	99.8	99.8	99.8	-1.8	0
Vacuum, percolator, and drip coffeemakers		3634-525	12/82	98.9	98.9	98.9	-1.7	0
Automatic toasters		3634-536	12/82	99.6	99.6	99.6	0	0
Air space heaters		3634-54	12/82	114.6	114.6	114.7	1.1	.1
Portable room heaters		3634-541	12/82	109.2	109.2	109.5	.6	.3
Fan-forced type		3634-54101	12/82	109.7	109.7	110.0	.5	.3
All other portable room heaters		3634-54102	12/82	102.7	102.7	102.7	1.0	0
Space heater for fixed installation, all types		3634-545	12/82	117.9	117.9	117.9	1.2	0
Baseboard, excluding glass panel type		3634-54501	12/82	115.7	115.7	115.7	0	0
All others, excluding warm air furnaces		3634-54502	12/82	120.6	120.6	120.6	2.7	0
All other household cooking and heating appliances		3634-549	12/82	113.0	113.0	110.6	(³)	-2.1
Household food preparation appliances		3634-57	12/82	100.4	100.4	100.5	-.9	.1
Food mixers, including standard attachments		3634-571	12/82	101.9	101.9	102.0	(³)	.1
All other household food preparation appliances		3634-578	12/82	94.6	94.6	(³)	(³)	(³)
Blankets and all other electric bed coverings		3634-583	12/82	99.5	100.2	100.2	0	0
Heating pads, including foot warmers		3634-587	12/82	122.9	122.9	122.9	2.6	0
Portable humidifiers		3634-596	12/82	106.5	106.5	106.5	2.3	0
All other electric appliances		3634-598	12/82	103.5	103.5	103.4	1.8	-.1
All other electric appliances		3634-59805	12/82	112.2	112.2	111.9	3.6	-.3
Parts and attachments for small electric appliances		3634-9	12/82	104.8	104.8	104.9	.2	.1
All other parts and attachments		3634-912	12/82	104.9	104.9	104.9	.2	0
Electrothermal		3634-91201	12/82	104.0	104.0	104.1	.4	.1
Secondary products		3634-S	12/82	107.6	107.6	108.9	-.5	1.2
Other secondary products		3634-SSS	12/82	107.6	107.6	108.9	-.5	1.2
Household vacuum cleaners	3635		12/82	105.3	105.7	105.4	-1.3	-.3
Primary products		3635-P	12/82	104.4	104.8	104.5	-2.1	-.3
Household vacuum cleaners, including parts and attachments		3635-1	12/82	104.4	104.8	104.5	-2.1	-.3
Hand held vacuum cleaners		3635-111	12/82	(³)	(³)	100.0	(³)	(³)
Upright vacuum cleaners		3635-133	12/82	104.9	106.4	106.4	-1.2	0
Canister, tank, and all other general purpose vacuum cleaners		3635-137	12/82	103.7	103.7	103.7	-4.8	0
Complete power units, central system type		3635-141	12/82	108.5	108.5	106.3	-2.0	-2.0
Miscellaneous receipts		3635-M	12/82	(³)	(³)	103.0	(³)	(³)
Secondary products		3635-S	12/82	112.8	(³)	112.8	4.8	(³)
Sewing machines	3636		12/83	105.0	105.2	105.4	2.5	.2
Primary products		3636-P	12/83	104.5	104.7	104.9	3.1	.2
Industrial sewing machines, including parts and attachments		3636-2	12/83	106.2	106.5	106.7	4.3	.2
Industrial sewing machine heads		3636-274	12/83	103.5	104.3	104.3	3.0	0
Overedge stitch		3636-27403	12/83	108.1	111.7	111.7	3.3	0
Parts & attachments for industrial sewing machinery		3636-285	12/83	115.1	115.2	115.7	6.0	.4
All other parts and attachments		3636-28503	12/83	111.3	111.5	112.4	4.7	.8
Household appliances, not elsewhere classified	3639		12/82	109.3	109.8	109.8	1.2	.0
Primary products		3639-P	12/82	109.2	109.8	109.6	1.0	-.2
Electric water heaters		3639-1	12/82	107.3	107.4	106.7	.2	-.7
Electric water heaters, storage type		3639-101	12/82	107.3	107.4	106.8	.3	-.6
Electric water heaters, storage type, 34 gallons and under		3639-10111	12/82	114.5	114.5	114.5	-.9	0
Electric water heaters, storage type, 35 to 44 gallons		3639-10112	12/82	106.7	106.8	106.9	1.4	.1
Electric water heaters, storage type, 45 to 54 gallons		3639-10114	12/82	102.8	103.1	100.4	-1.3	-2.6
Electric water heaters, storage type, 55 gallons and over		3639-10115	12/82	105.2	105.2	106.8	4.2	1.5
Non-electric water heaters		3639-2	12/82	109.1	110.7	110.4	3.0	-.3
Gas water heaters, direct fired storage type		3639-212	12/82	108.6	110.5	110.1	3.1	-.4
Gas water heaters, direct fired storage type, 34 gallons and under ..		3639-21202	12/82	99.6	106.0	103.2	-2.0	-2.6
Gas water heaters, direct fired storage type, 35 to 44 gallons		3639-21204	12/82	109.3	109.1	109.9	1.9	.7
Solar water heater systems		3639-258	12/82	116.2	116.2	116.2	5.0	0
Secondary products		3639-S	12/82	109.8	109.6	(³)	(³)	(³)
Service industry machinery, n.e.c.		3589-S	12/82	116.7	116.5	(³)	(³)	(³)
Electric lighting and wiring equipment	364		12/84	103.6	104.0	104.1	1.7	.1
Electric lamps	3641		12/83	105.0	105.1	105.4	.3	.3
Primary products		3641-P	12/83	104.7	104.8	105.1	.3	.3
Photographic incandescent lamps		3641-1	12/83	113.7	116.4	115.4	(³)	-.9
Photoflash, including blue		3641-11	12/83	115.4	(³)	(³)	(³)	(³)
Large incandescent lamps, except photographic and Christmas tree		3641-2	12/83	100.7	101.4	100.0	-1.7	-1.4
General lighting		3641-21	12/83	97.3	99.3	96.0	-3.0	-3.3
White lamps, 15-150 watts, 100-130 volts		3641-211	12/83	94.5	98.8	94.1	-2.8	-4.8
Reflector, 100-130 volts		3641-23	12/83	112.1	110.2	109.6	-2.7	-.5
R-type (blown glass)		3641-232	12/83	117.2	112.2	110.7	-6.6	-1.3
Tungsten halogen (quartz iodine), excluding 650 watt sungun lamps ..		3641-26	12/83	73.0	71.1	71.1	(³)	0

See footnotes at end of table.

Table 5. Producer price indexes for the net output of selected industries and their products—Continued

Industry and product ¹	Industry code	Product code	Index base	Index			Unadjusted percent change to Jan. 1987 from —	
				Sep. 1986 ²	Dec. 1986 ²	Jan. 1987 ²	Jan. 1986	Dec. 1986
Electric lamps—Continued								
Miniature incandescent lamps, except Christmas tree		3641-3	12/83	100.1	100.1	102.0	2.4	1.9
All other miniature including flashlight and radio panel		3641-331	12/83	110.4	110.4	(?)	(?)	(?)
Electric discharge lamps, except Christmas tree		3641-4	12/83	107.8	105.6	108.1	-1.0	2.4
Fluorescent, hot cathode		3641-42	12/83	108.9	106.2	109.3	(?)	2.9
Miscellaneous electrical discharge		3641-43	12/83	104.8	104.0	105.0	-4	1.0
Sodium, photo-chemical and other miscellaneous electrical discharge		3641-433	12/83	100.7	97.5	101.5	-1.6	4.1
Secondary products		3641-S	12/83	117.4	(?)	(?)	(?)	(?)
Other secondary products		3641-SSS	12/83	117.4	(?)	(?)	(?)	(?)
Current-carrying wiring devices								
Primary products	3643		12/81	121.0	121.3	121.1	1.6	-2
Current-carrying wiring devices		3643-P	12/81	119.5	119.8	120.2	2.1	.3
Lampholders		3643-1	12/81	119.5	119.8	120.2	2.1	.3
Incandescent lampholders		3643-1A	12/81	131.2	131.2	134.5	2.5	2.5
All other lampholders, including fluorescent		3643-103	12/81	134.1	134.1	(?)	(?)	(?)
General use flush mounted switches for switch or outlet boxes, except dimmers		3643-117	12/81	121.0	121.0	(?)	(?)	(?)
AC single pole, excluding mercury switches		3643-1C	12/81	136.2	136.2	(?)	(?)	(?)
Special purpose switches		3643-168	12/81	132.7	132.7	(?)	(?)	(?)
Precision snap-acting switches (1/8" gap or less), excluding limit switches and dimmers		3643-1D	12/81	109.9	109.7	109.6	.1	-1
Appliance and fixture switches except dimmers		3643-136	12/81	108.7	108.7	(?)	(?)	(?)
Automotive and aircraft type switches		3643-171	12/81	97.5	97.5	(?)	(?)	(?)
Dimmers and all other special purpose switches		3643-174	12/81	119.1	119.6	(?)	(?)	(?)
Wire connectors		3643-177	12/81	126.4	125.3	124.8	-1.6	-4
Banded or strip terminals and splicers, machine installed		3643-1E	12/81	121.5	121.6	121.6	1.8	0
Blade or pin type, separable terminations and splicers		3643-186	12/81	111.8	111.8	(?)	(?)	(?)
Attachment plug caps and flanged inlets, excluding pin and sleeve		3643-188	12/81	117.8	117.8	(?)	(?)	(?)
Convenience and power outlets, excluding pin and sleeve		3643-1F	12/86	(?)	100.0	100.9	(?)	.9
Convenience and power outlets: 2-pole, 3-wire and up (flush), nonlocking, 15 amps and under		3643-1G	12/81	97.5	97.0	96.9	-2.9	-1
Metal contacts, precious and all other		3643-131	12/81	103.7	105.3	104.9	1.6	-4
Terminal blocks		3643-175	12/81	106.0	(?)	(?)	(?)	(?)
All other current-carrying wiring devices		3643-197	12/81	135.0	135.0	(?)	(?)	(?)
Secondary products		3643-198	12/81	125.9	126.0	126.0	1.9	0
Other secondary products		3643-S	12/81	127.8	127.9	124.6	-1.0	-2.6
		3643-SSS	12/81	129.7	129.7	126.4	-9	-2.5
Noncurrent-carrying wiring devices								
Primary products	3644		12/81	121.4	122.4	121.8	4.4	-5
Electrical transmission line and utility pole hardware		3644-P	12/81	120.5	121.7	120.9	4.3	-7
Pole and transmission line hardware, commercially available		3644-1	12/81	108.7	108.7	108.7	3.7	0
Electrical conduit and conduit fittings		3644-111	12/81	107.4	107.4	107.4	(?)	0
Electrical conduit, raceways, and wireways		3644-2	12/81	117.0	119.4	118.1	-1	-1.1
Flexible nonmetallic conduit, including plastics and liquid-tight		3644-21	12/86	(?)	100.0	98.9	(?)	-1.1
Metal raceways and wireways, including fittings: surface and underfloor		3644-217	12/86	(?)	100.0	100.0	(?)	0
Rigid metal conduit fittings: cast conduit bodies, covers, and gaskets		3644-218	12/81	119.4	121.0	119.7	3.5	-1.1
All other rigid metal conduit fittings, including couplings, nipples, bends, and elbows		3644-28	12/86	(?)	100.0	99.0	(?)	-1.0
EMT fittings (couplings and connectors), all types		3644-281	12/81	144.2	144.2	144.2	7.2	0
Cable, cord, and flexible conduit fittings		3644-282	12/81	(?)	(?)	114.7	(?)	(?)
All other electrical metal conduit fittings		3644-284	12/81	118.6	117.0	118.3	2.1	1.1
Stamped metal boxes, covers, and accessories, including stamped conduit boxes		3644-286	04/82	(?)	(?)	123.2	(?)	(?)
Stamped metal switch and receptacle boxes		3644-287	12/81	(?)	(?)	109.5	(?)	(?)
Stamped metal outlet boxes		3644-3	12/81	134.6	134.8	134.2	11.7	-4
Cast metal boxes, covers, gaskets, and accessories		3644-33	12/81	142.9	142.8	142.2	18.2	-4
Junction type		3644-331	12/81	138.5	138.3	136.8	14.7	-1.1
All other types, incl. outlet, FS and FD switch and receptacle boxes		3644-332	12/81	164.5	164.5	164.6	31.5	.1
Plastic boxes and covers		3644-34	12/81	125.9	125.9	125.9	1.5	0
Miscellaneous receipts		3644-343	12/81	122.3	122.3	122.3	3.6	0
Resales		3644-344	12/81	(?)	(?)	129.0	0	(?)
Secondary products		3644-357	12/81	(?)	(?)	117.2	(?)	(?)
Current-carrying wiring devices		3644-375	12/81	118.0	120.3	120.3	5.7	0
Other secondary products		3644-M	12/86	(?)	100.0	100.0	(?)	0
		3644-Z89	12/86	(?)	100.0	100.0	(?)	0
Residential lighting fixtures	3645		12/83	109.6	110.0	110.3	3.0	.3
Primary products		3645-P	12/83	108.2	108.6	109.0	3.1	.4
Electric residential fixtures, except portable including parts		3645-1	12/83	106.4	106.5	107.0	3.2	.5
Incandescent interior including bath or kitchen		3645-11	12/83	108.1	108.2	108.3	2.7	.1
Ceiling or pendant		3645-111	12/83	109.2	109.3	109.5	3.2	.2
Wall or bracket		3645-113	12/83	102.2	102.2	102.2	-6	0

See footnotes at end of table.

Table 5. Producer price indexes for the net output of selected industries and their products—Continued

Industry and product ¹	Industry code	Product code	Index base	Index			Unadjusted percent change to Jan. 1987 from —	
				Sep. 1986 ²	Dec. 1986 ²	Jan. 1987 ²	Jan. 1986	Dec. 1986
Residential lighting fixtures—Continued								
Incandescent outdoor		3645-12	12/83	107.1	107.4	108.1	5.2	0.7
Fixture attached to house		3645-115	12/83	110.8	111.1	112.9	6.6	1.6
Fixture not attached to house		3645-117	12/83	94.8	94.8	91.9	-.5	-3.1
Portable electric residential fixtures		3645-7	12/83	110.2	111.0	111.1	2.9	.1
Incandescent portable lamps complete with shade		3645-71	12/83	110.3	111.2	111.3	2.9	.1
Floor, bridge, and torch lamps		3645-7121	12/83	113.7	112.4	112.5	5.8	.1
Table lamps		3645-7123	12/83	109.9	111.1	111.1	2.7	0
Other portable lamps		3645-7129	12/83	114.2	116.3	117.1	3.0	.7
Lamps sold without shades including floor, bridge, and table lamps		3645-732	12/83	126.0	126.0	126.5	4.5	.4
Secondary products		3645-S	12/83	122.7	122.7	122.7	2.5	0
Other secondary products		3645-SSS	12/83	116.7	116.7	116.7	6.0	0
Commercial lighting fixtures		3646-S	04/84	115.1	(³)	(³)	(³)	(³)
Commercial lighting fixtures	3646		06/81	119.2	119.1	119.5	1.8	.3
Primary products		3646-P	06/81	117.6	117.6	117.9	1.6	.3
Electric lighting fixtures, commercial and institutional types		3646-2	06/81	117.2	117.2	117.2	1.3	0
Incandescent fixtures, except portable		3646-201	06/81	128.6	128.9	128.9	2.0	0
Utilitarian and ornamental types, surface or pendant		3646-20111	06/81	140.1	140.1	140.1	3.8	0
Utilitarian and ornamental types, recessed		3646-20115	06/81	127.7	128.0	128.0	.8	0
Other incandescent fixtures, including portable		3646-20119	06/81	120.3	120.8	(³)	(³)	(³)
Mercury and other high-intensity discharge fixtures		3646-202	06/81	131.2	131.2	131.2	4.4	0
Fluorescent fixtures, except portable		3646-203	06/81	112.2	112.1	112.1	.9	0
Recessed air handling		3646-20351	06/81	106.2	106.2	106.2	1.0	0
Recessed non-air handling		3646-20353	06/81	112.5	112.7	112.7	2.0	0
Striplights		3646-20354	06/81	112.7	111.8	(³)	(³)	(³)
Ceiling systems		3646-20355	06/81	102.8	106.0	106.5	.9	.5
Plastic wraparound		3646-20356	06/81	110.7	110.5	(³)	(³)	(³)
Wall mounted		3646-20357	06/81	127.9	127.9	(³)	(³)	(³)
Surface or pendant		3646-20358	06/81	117.1	117.1	117.1	1.1	0
All other fluorescent fixtures		3646-20363	06/81	116.5	116.5	(³)	(³)	(³)
Component or renewal parts for commercial or institutional fixtures, sold separately		3646-204	06/81	120.0	120.4	120.4	2.7	0
Electric lighting fixtures, industrial types		3646-3	06/81	(³)	(³)	120.8	(³)	(³)
General fixtures, except portable		3646-305	06/81	121.9	121.9	124.8	3.4	2.4
Fluorescent fixtures		3646-30513	06/81	125.8	125.8	125.8	.2	0
Mercury and other high-intensity discharge fixtures		3646-30521	06/81	113.0	113.0	113.2	2.8	.2
Secondary products		3646-S	06/81	135.3	134.8	(³)	(³)	(³)
Other secondary products		3646-SSS	11/83	97.2	97.2	(³)	(³)	(³)
Lighting equipment, n.e.c.		3646-S	06/81	115.4	114.1	(³)	(³)	(³)
Vehicular lighting equipment	3647		12/83	102.3	102.3	102.4	-3.1	.1
Primary products		3647-P	12/83	103.8	103.7	103.9	-.2	.2
Vehicular lighting equip., motor vehicle & other than motor vehicle use, excl. bulbs		3647-1	12/83	103.8	103.7	103.9	-.2	.2
Motor vehicle incandescent lighting equipment		3647-11	12/83	103.3	103.3	103.5	-.3	.2
Spot, fog, and auxiliary motor vehicle lighting equipment		3647-111	12/83	102.7	102.7	102.7	-1.2	0
Spot, fog, and auxiliary lighting equipment: domestic replacement		3647-1111	12/83	111.5	(³)	(³)	(³)	(³)
Spot, fog, & auxiliary lighting equip. shipped to U.S. motor vehicle mfg. as original equipment		3647-1112	12/83	93.0	93.0	93.0	-6.6	0
Auxiliary light equipment		3647-11123	12/83	93.0	93.0	93.0	-6.6	0
All other motor vehicle lighting equipment		3647-112	12/83	103.4	103.4	103.6	-.2	.2
All other motor vehicle lighting equipment: domestic replacement		3647-1121	12/83	103.5	103.5	103.8	.3	.3
Tail light fixture		3647-11213	12/83	109.1	109.1	109.1	.2	0
All other lighting equipment		3647-11214	12/83	101.6	101.6	102.0	.3	.4
All other motor vehicle lighting equip. shipped to U.S. motor vehicle mfg. as original equip		3647-1122	12/83	103.3	103.3	103.6	-.3	.3
Tail light fixture		3647-11223	12/83	100.4	100.4	100.5	-1.8	.1
All other lighting equipment		3647-11224	12/83	101.9	102.0	102.5	.3	.5
Other than motor vehicle lighting equipment including fluorescent fixtures		3647-12	12/83	107.9	106.9	107.2	.3	.3
Watercraft lighting equipment		3647-123	12/83	107.0	(³)	105.3	(³)	(³)
All other lighting equipment		3647-124	12/83	104.4	104.4	104.4	1.3	0
Secondary products		3647-S						
Other secondary products		3647-SSS	12/83	100.5	100.5	100.5	-8.4	0
Lighting equipment, n.e.c.	3648		06/85	99.6	100.4	102.1	3.0	1.7
Primary products		3648-P	06/85	99.4	100.6	102.8	3.8	2.2
Outdoor lighting equipment, including parts		3648-5	06/85	100.7	102.1	100.8	-.2	-1.3
Street and highway lighting luminaires, including bridge and tunnel lighting		3648-51	06/85	101.2	103.8	98.8	(³)	-4.8
Floodlighting, area, sports, and site lighting luminaires		3648-52	06/85	100.3	101.3	100.8	-.4	-.5
Mercury/other high-intensity discharge types, general purpose floodlighting		3648-524	06/85	100.2	100.5	99.4	-2.9	-1.1
Special purpose light, incl. sign, service station island, underwater fountain and pool		3648-528	06/85	102.5	102.5	102.5	-.9	0
Site lighting, under 20 foot mounting		3648-529	06/85	100.9	101.8	101.8	.9	0
Bldg. mounted (such as high-intensity discharge, incandescent and quartz)		3648-532	06/85	98.7	98.7	98.7	.1	0

See footnotes at end of table.

Table 5. Producer price indexes for the net output of selected industries and their products—Continued

Industry and product ¹	Industry code	Product code	Index base	Index			Unadjusted percent change to Jan. 1987 from —	
				Sep. 1986 ²	Dec. 1986 ²	Jan. 1987 ²	Jan. 1986	Dec. 1986
Lighting equipment, n.e.c.—Continued								
Poles, standards, newels, brackets, and accessories		3648-54	06/85	100.7	100.7	100.7	0	0
For area lighting, sports and other off-street use; steel poles w/brackets (under 60 ft)		3648-547	06/85	101.8	(?)	101.8	0	(?)
Other floodlighting and area lighting equipment		3648-55	06/85	99.6	103.2	(?)	(?)	(?)
All other outdoor lighting equipment		3648-552	06/85	102.0	107.2	(?)	(?)	(?)
Other electric and nonelectric lighting equipment, incl. parts and accessories		3648-9	06/85	96.6	97.2	107.0	13.1	10.1
Incandescent hand portable lighting equipment, except parts		3648-91	06/85	103.3	103.4	(?)	(?)	(?)
Flashlights and flashlight lanterns (one to five cells)		3648-911	06/85	103.3	103.3	(?)	(?)	(?)
Other, incl. miners' lights, emergency warning lights, and generator flashlights		3648-919	06/85	103.4	103.9	103.9	2.5	0
Other electric and nonelectric lighting equipment, except hand portable		3648-92	06/85	99.2	100.6	100.6	1.2	0
Other incandescent, incl. marine markers or beacons, railway route lighting equipment		3648-922	06/85	97.2	97.2	(?)	(?)	(?)
Parts and accessories for other electric lighting fixtures, n.e.c.		3648-925	06/85	102.8	102.5	102.5	1.6	0
Nonelectric lighting equipment, including parts		3648-93	06/85	73.9	73.9	73.9	7.9	0
Parts and accessor. for nonelectric, incl. reflectors /fittings, incandescent mantles, etc.		3648-933	06/85	125.0	125.0	125.0	24.4	0
Secondary products and miscellaneous receipts		3648-SM	06/85	100.3	99.6	99.7	.1	.1
Secondary products		3648-S	06/85	100.3	99.6	99.7	.1	.1
Commercial lighting fixtures		3648-S	06/85	98.7	97.3	97.5	-.9	.2
Other secondary products		3648-SSS	06/85	102.3	102.5	102.4	1.4	-.1
Radio and television receiving equipment, except communication types	365		12/84	100.6	100.4	99.3	-1.1	-1.1
Radio and t.v.'s, phonographs, and related equipment	3651							
Primary products		3651-P	03/80	94.2	94.2	92.7	-1.4	-1.6
Radios: home, car, and combination models		3651-1	03/80	86.0	(?)	(?)	(?)	(?)
Television receivers, including combination models		3651-2	03/80	81.7	81.8	79.4	-4.1	-2.9
Console and combination TV receivers		3651-2C	03/80	(?)	(?)	87.3	(?)	(?)
Console and console TV receiver, color		3651-204	03/80	88.9	(?)	87.3	-.1	(?)
Console TV receiver, color, remote control		3651-20401	12/86	(?)	100.0	99.0	(?)	-1.0
Console TV receiver, color, nonremote		3651-20402	12/86	(?)	100.0	96.7	(?)	-3.3
Table and portable		3651-21	03/80	75.4	(?)	72.7	-7.5	(?)
Color TV over 17"		3651-216	03/80	75.6	(?)	72.5	-8.2	(?)
Color TV over 17", remote control		3651-21601	12/86	(?)	100.0	98.4	(?)	-1.6
High fidelity equipment and components		3651-4	03/80	99.5	99.8	99.8	2.3	0
Phonographs, except mechanical		3651-4A	03/80	114.0	115.0	(?)	(?)	(?)
Electric phonograph, not coin operated, monophonic		3651-411	03/80	103.9	103.9	(?)	(?)	(?)
Consumer high fidelity components		3651-4B	03/80	91.0	91.0	91.0	.9	0
Amplifiers, receivers, preamplifiers, and tuners		3651-421	12/86	(?)	100.0	100.0	(?)	0
Other home audio & video eqpt. (turntables, arms, TV chassis sold sep.)		3651-425	03/80	(?)	(?)	111.5	(?)	(?)
Other equipment and accessories, including speakers		3651-5	03/80	116.0	116.2	116.2	2.5	0
Loudspeaker systems		3651-5A	03/80	110.2	110.2	110.2	1.9	0
Bookshelf type		3651-556	03/80	(?)	(?)	95.8	(?)	(?)
Floor standing		3651-557	03/80	121.2	121.2	121.2	.7	0
Other loudspeaker systems		3651-568	03/80	(?)	(?)	110.2	(?)	(?)
Loudspeakers sold separately		3651-554	03/80	113.3	113.3	113.4	.1	.1
Public address systems		3651-594	03/80	122.7	124.2	(?)	(?)	(?)
Secondary products		3651-S	03/80	160.0	159.6	159.6	.8	0
Phonograph records and prerecorded tapes	3652		12/84	100.5	99.4	99.7	-.5	.3
Primary products		3652-P	12/84	101.1	99.6	99.9	-.6	.3
Disc records		3652-1	12/84	100.6	100.3	100.8	1.1	.5
45 r.p.m. for own label		3652-122	12/84	103.3	(?)	103.6	3.8	(?)
33 1/3 r.p.m. for own label, stereo and quadraphonic		3652-131	12/84	99.6	(?)	100.0	.7	(?)
33 1/3 r.p.m. on contract basis for others, stereo and quadraphonic ...		3652-135	12/84	100.0	99.0	99.2	-.8	.2
Other records, inc. 33 1/3 r.p.m. mono., 78 r.p.m., elect. transcriptions, except video		3652-162	12/84	105.7	102.4	105.7	3.2	3.2
Audio tapes		3652-2	12/84	99.7	99.8	99.7	0	-.1
Cassette for own label		3652-284	12/84	99.9	99.9	99.6	.4	-.3
Cassette on contract for others		3652-268	12/84	98.5	97.5	97.7	-1.2	.2
Miscellaneous receipts		3652-M						
Communication equipment	366		12/85	102.8	102.7	103.4	2.7	.7
Telephone & telegraph apparatus	3661							
Primary products		3661-P	12/85	106.3	106.0	107.6	5.6	1.5
Data only		3661-A55	12/85	(?)	(?)	(?)	(?)	(?)
Digital multiplex		3661-A72	12/85	(?)	(?)	(?)	(?)	(?)
Switching equipment		3661-B	12/85	110.0	109.7	112.6	11.3	2.6
Central office switches (common carrier)		3661-B1	12/85	101.6	101.7	107.9	6.0	6.1
Analog		3661-B11	12/85	(?)	(?)	(?)	(?)	(?)
Digital		3661-B15	12/85	100.0	100.1	105.9	5.7	5.8
Private branch exchange (PBX)		3661-B2	12/85	100.0	98.3	95.6	-4.4	-2.7
Analog PBX		3661-B21	12/85	100.0	98.9	(?)	(?)	(?)

See footnotes at end of table.

Table 5. Producer price indexes for the net output of selected industries and their products—Continued

Industry and product ¹	Industry code	Product code	Index base	Index			Unadjusted percent change to Jan. 1987 from —	
				Sep. 1986 ²	Dec. 1986 ²	Jan. 1987 ²	Jan. 1986	Dec. 1986
Telephone & telegraph apparatus—Continued								
400 or fewer lines		3661-B2101	12/85	100.0	100.0	(?)	(?)	(?)
Digital PBX		3661-B25	12/85	100.0	97.4	90.5	-9.5	-7.1
400 or fewer lines		3661-B2501	12/85	100.0	95.0	(?)	(?)	(?)
Over 400 lines		3661-B2502	12/85	100.0	99.8	86.0	-14.0	-13.8
Other telephone switching equipment		3661-B5	12/85	136.4	136.4	136.8	35.7	.3
Other telephone switching equipment		3661-B51	12/85	136.4	136.4	136.8	35.7	.3
User terminals and interface equipment		3661-C	12/85	99.1	98.7	99.4	.2	.7
Telephone sets		3661-C1	12/85	93.3	92.6	92.6	-1.0	0
Basic set		3661-C13	12/85	90.7	90.7	90.7	0	0
Other telephone sets/stations		3661-C15	12/85	99.2	96.7	96.7	-3.3	0
Key set		3661-C1501	12/85	(?)	(?)	(?)	(?)	(?)
Other sets/stations		3661-C1509	12/85	100.0	100.0	100.0	0	0
Modems, sold separately		3661-C3	12/85	106.4	106.4	106.4	(?)	0
Other telephone & telegraph apparatus		3661-D	12/85	100.3	100.2	101.8	2.3	1.6
Other telephone & telegraph apparatus		3661-D1234	12/85	100.3	100.2	101.8	2.3	1.6
Miscellaneous receipts		3661-M	12/85	108.6	108.6	(?)	(?)	(?)
Secondary products		3661-S	12/85	101.9	100.3	101.0	1.0	.7
Radio & television communication equipment	3662		12/85	101.0	101.1	101.3	1.2	.2
Primary products		3662-P	12/85	101.0	101.2	101.4	1.3	.2
Broadcast, studio, and related electronic equipment		3662-A	12/85	99.8	99.1	99.5	-8	.4
Studio equipment, audio and video including amplifiers, consoles, cameras, power supplies		3662-A11	12/85	99.7	97.5	97.5	-2.5	0
Broadcast transmitters and related transmission equipment		3662-A21	12/85	99.5	99.5	97.9	-2.2	-1.6
Cable TV and CCTV equipment, and theater or commercial sound equipment		3662-A31	12/85	100.0	100.2	101.4	.9	1.2
Communication equipment, except broadcast and wired telephone or telegraph		3662-B	12/85	101.8	101.8	102.1	2.1	.3
Point-to-point transmitters, receivers and power amplifiers, ex. satellite, amateur		3662-B33	12/85	103.0	103.0	103.0	3.0	0
Space satellite communications and telemetering systems and equipment, sold sep		3662-B43	12/85	103.2	103.2	102.8	2.8	-4
Mobile radio, airborne, marine, and ground, (except amateur, CB and portable.)		3662-B45	12/85	103.1	100.2	103.6	3.6	3.4
Portable, amateur and citizens' band (CB) radio equipment		3662-B48	12/85	112.0	(?)	(?)	(?)	(?)
Other communications systems, equipment and devices sold separately		3662-B52	12/85	95.3	96.8	96.7	-3.3	-1
Intercommunications, alarm, and traffic control systems and equipment		3662-C	12/85	100.9	102.2	102.0	1.4	-2
Alarm systems, including intrusion, smoke, and heat detecting types ..		3662-C14	12/85	100.1	100.1	100.1	.1	0
Vehicular and pedestrian traffic control equipment, including railway, excl. airborne		3662-C26	12/85	100.8	(?)	100.8	(?)	(?)
Search, detection, and tracking systems and equipment		3662-D	12/85	100.9	101.4	101.5	1.3	.1
Radar systems and equipment		3662-D21	12/85	99.1	99.0	99.2	-8	.2
Sonar search, detection, tracking and communications systems and equipment		3662-D22	12/85	104.1	104.4	104.5	4.5	.1
Meteorological, geophysical, CCDP sold separately, and other electronic sys. & eqpt		3662-D31	12/85	101.1	101.1	(?)	(?)	(?)
Electronic warfare and missile systems and equipment		3662-E	12/85	100.1	100.2	100.1	.1	-1
Jamming and other active countermeasures equipment		3662-E11	12/85	100.0	100.0	100.0	0	0
Missile and space vehicle systems and equipment		3662-E13	12/85	101.1	101.3	101.1	(?)	-2
Specialized electronic intelligence acquisition and analysis equipment		3662-E15	12/85	98.2	(?)	98.2	(?)	(?)
Navigation systems and equip., incl. ground, airborne, ship and underwater		3662-F	12/85	99.5	99.5	100.1	.1	.6
Airborne navigation systems and equipment		3662-F22	12/85	101.9	101.9	103.0	3.0	1.1
Surface and underwater marine, and ground		3662-F34	12/85	101.5	101.5	101.5	(?)	0
Other electronic equipment and devices related to radio technology, n.e.c.		3662-H	12/85	103.1	103.1	103.7	3.6	.6
Laser systems and equipment, except light communication types		3662-H63	12/85	104.9	104.9	104.9	(?)	0
Other electronic equipment n.e.c., including scientific, and consumer		3662-H99	12/85	102.7	102.7	103.6	3.5	.9
Miscellaneous receipts		3662-M	12/85	102.1	101.2	100.7	.5	-5
Secondary products		3662-S	12/85	100.5	100.2	100.3	.3	.1
Electronic components and accessories	367		12/84	103.1	103.3	103.3	1.9	0
Electron tubes, all types	3671		12/85	100.1	100.1	100.5	.1	.4
Primary products		3671-P	12/85	100.2	100.1	100.7	.1	.6
Transmitting, power and special purpose tubes		3671-3	12/85	101.6	101.5	102.5	1.3	1.0
Power and special purpose tubes		3671-301	12/85	103.8	103.6	104.4	2.2	.8
Thyratrons and other gas and vapor tubes		3671-30121	12/85	111.2	111.2	116.0	16.0	4.3
Forward and backward wave tubes		3671-30151	12/85	99.8	99.1	99.2	(?)	.1
Light emitting devices		3671-303	12/85	97.5	97.5	100.4	.4	3.0
Industrial and military cathode ray tubes		3671-30385	12/85	100.0	100.0	103.6	(?)	3.8
Semiconductors and related devices	3674		06/81	109.0	109.5	109.0	2.3	-5
Primary products		3674-P	06/81	92.8	93.5	92.8	-4	-7
Integrated circuits		3674-1	06/81	91.9	92.9	91.5	.2	-1.5
Digital monolithic integrated circuits		3674-1A	06/81	85.3	86.9	84.7	.8	-2.5

See footnotes at end of table.

Table 5. Producer price indexes for the net output of selected industries and their products—Continued

Industry and product ¹	Industry code	Product code	Index base	Index			Unadjusted percent change to Jan. 1987 from —	
				Sep. 1986 ²	Dec. 1986 ²	Jan. 1987 ²	Jan. 1986	Dec. 1986
Semiconductors and related devices—Continued								
Bipolar		3674-12	06/81	113.2	114.1	111.5	-0.2	-2.3
Memory		3674-121	06/81	59.4	66.9	66.8	6.4	-1
Random access (RAM)		3674-12103	06/81	70.8	(³)	78.7	(³)	(³)
Logic		3674-122	06/81	139.2	136.6	132.7	-1.9	-2.9
TTL (transistor transistor logic)		3674-12216	06/81	114.6	111.4	109.9	-2	-1.3
Other logic types		3674-12226	06/81	186.9	186.9	176.3	-2.3	-5.7
MOS (metal oxide on silicon)		3674-13	06/81	65.8	67.5	65.8	1.2	-2.5
Microprocessor		3674-13128	06/81	81.4	(³)	81.2	(³)	(³)
MOS, except microprocessors		3674-132	06/81	62.7	64.8	62.7	2.3	-3.2
MOS memory		3674-13231	06/81	49.5	51.7	50.3	11.8	-2.7
Other MOS digital devices		3674-13232	06/81	82.6	84.6	81.8	-4.1	-3.3
Analog integrated circuit devices		3674-1B						
Analog integrated circuit devices		3674-14	06/81	97.5	96.6	94.0	-6.1	-2.7
Amplifier		3674-14A						
Amplifier		3674-14116	06/81	102.8	102.8	102.8	-1.6	0
Interface		3674-14B						
Regulator, reference, conversion and other miscellaneous types ...		3674-14C						
Voltage regulator or reference		3674-14117	06/81	110.3	110.3	110.3	.8	0
Special consumer and other analog integrated circuits		3674-14321	06/81	99.4	99.8	93.7	-9.8	-6.1
Hybrid integrated circuits		3674-11	06/81	122.4	122.4	126.5	3.3	3.3
Film interconnected devices		3674-111	06/81	124.6	124.6	128.8	3.4	3.4
Thick film, silk screen process		3674-11109	06/81	94.1	94.1	100.0	(³)	6.3
Transistors		3674-2	06/81	81.9	82.0	82.0	-7	0
Signal		3674-21	06/81	61.2	(³)	61.4	-2.4	(³)
Signal		3674-21163	06/81	61.2	(³)	61.4	-2.4	(³)
Power		3674-22	06/81	101.4	101.4	101.4	0	0
Regular power transistors		3674-222A	06/81	96.0	96.0	96.0	0	0
10 watts and over, regular		3674-22267	06/81	74.4	74.4	74.4	0	0
Diodes and rectifiers		3674-3	06/81	104.5	104.5	104.5	.2	.0
Zener diodes		3674-31194	06/81	(³)	(³)	(³)	(³)	(³)
Semiconductor rectifier/power diodes and assemblies rated over 0.5 amp		3674-32242	06/81	(³)	(³)	(³)	(³)	(³)
Other semiconductor devices and parts		3674-9	06/81	95.9	96.2	96.6	-1.3	.4
Optoelectronic devices		3674-91	06/81	98.6	94.8	94.2	-5.9	-6
Light emitting diodes (LED)		3674-91A						
Other optoelectronic devices		3674-91193	06/81	(³)	105.3	103.9	-2	-1.3
Thyristors		3674-921						
Other finished semiconductor devices		3674-922	06/81	97.4	97.3	97.3	1.8	0
Semiconductor parts and semi-finished devices		3674-925	06/81	93.6	93.6	94.2	-1.9	.6
Semi-finished dice and wafers		3674-92595	06/81	86.5	86.5	86.5	(³)	0
Semiconductor parts		3674-92597	06/81	106.1	106.1	108.3	2.5	2.1
Secondary products and miscellaneous receipts		3674-SM	06/81	151.2	151.2	151.2	(³)	0
Secondary products		3674-S	06/81	139.5	139.5	139.5	-1	0
Other secondary products		3674-SSS	06/81	102.7	102.7	102.7	-4	0
Electronic capacitors								
Primary products	3675		06/81	91.4	90.3	90.4	-2.7	.1
Tantalum electrolytic capacitors		3675-B	06/86	98.5	94.6	94.6	(³)	0
Slug and wire solid dry electrolytic capacitors		3675-B11	06/86	98.5	94.6	94.6	(³)	0
Metal case, hermetic		3675-B1101	06/81	67.8	69.9	(³)	(³)	(³)
Aluminum electrolytic capacitors		3675-C	06/81	99.3	102.5	102.7	7.1	.2
Metal case tubular capacitors		3675-C11	06/86	106.3	109.7	110.0	(³)	.3
Standard 5/8-inch diameter and up		3675-C1101	06/81	107.3	113.7	113.7	13.1	0
Subminiature, under 5/8 inch diameter		3675-C1102	06/81	102.0	(³)	(³)	(³)	(³)
Ceramic dielectric capacitors		3675-E	06/81	75.9	73.1	73.5	-3.4	.5
Fixed tubular, fixed disc		3675-E11	06/81	98.1	(³)	100.7	2.7	(³)
Stand-off tubular and disc and all two-terminal ceramic devices		3675-E12	06/86	108.3	111.4	112.6	(³)	1.1
Monolithic ceramic capacitors		3675-E2	06/86	99.9	94.7	95.3	(³)	.6
Monolithic chips		3675-E21	06/81	101.6	(³)	101.6	0	(³)
Monolithic leaded radial		3675-E22	06/81	81.6	74.9	75.7	-7.9	1.1
Monolithic leaded axial		3675-E23	06/81	33.2	(³)	(³)	(³)	(³)
All other ceramic capacitors		3675-E24	06/86	100.0	(³)	100.0	(³)	(³)
Secondary products and miscellaneous receipts		3675-SM	06/81	93.6	93.6	93.6	(³)	0
Secondary products		3675-S	06/81	93.6	93.6	93.6	-9.4	0
Resistors for electronic applications								
Primary products	3676		12/80	116.9	116.6	118.0	2.1	1.2
Fixed nonwirewound discrete resistors		3676-P	12/80	119.3	118.9	120.2	2.1	1.1
Metal film		3676-1	12/80	120.0	119.4	119.5	-1.2	.1
Carbon composition		3676-131	12/80	88.7	85.1	85.7	(³)	.7
Fixed wirewound discrete resistors		3676-132	10/84	124.6	(³)	(³)	(³)	(³)
Precision, high temperature		3676-2	12/80	112.9	114.0	114.0	.9	0
Ultraprecision		3676-212	12/80	105.6	105.6	105.6	(³)	0
Nonprecision		3676-213	12/80	113.4	113.4	113.4	(³)	0
Variable nonwirewound resistors		3676-214	12/80	120.4	122.3	122.3	2.3	0
Nonwirewound trimmers		3676-3	12/80	115.6	115.6	119.8	6.8	3.6
Variable wirewound resistors		3676-331	12/80	100.1	100.1	103.1	2.7	3.0
Fixed resistor networks		3676-4	12/80	133.1	139.9	(³)	(³)	(³)
Thick film		3676-6	12/80	100.0	83.7	87.5	-5.6	4.5
Miscellaneous receipts		3676-612	12/80	108.8	91.1	95.2	-7.9	4.5
Miscellaneous receipts		3676-M	01/84	116.6	116.6	116.6	(³)	0

See footnotes at end of table.

Table 5. Producer price indexes for the net output of selected industries and their products—Continued

Industry and product ¹	Industry code	Product code	Index base	Index			Unadjusted percent change to Jan. 1987 from —	
				Sep. 1986 ²	Dec. 1986 ²	Jan. 1987 ²	Jan. 1986	Dec. 1986
Electronic coils, transformers, and other inductors	3677		06/82	116.4	116.1	116.2	1.3	0.1
Primary products		3677-P	06/82	116.4	116.3	116.3	1.1	0
Radio frequency chokes		3677-112	06/82	106.4	106.4	106.4	(³)	0
Radio frequency coils		3677-113	06/86	100.0	100.0	100.3	(³)	.3
Audio transformers		3677-132	06/82	118.8	118.8	118.8	1.9	0
Low frequency chokes		3677-133	06/82	117.6	117.6	119.7	(³)	1.8
Plate and filament (power) transformers		3677-141	06/82	108.8	108.8	108.8	(³)	0
Pulse transformers		3677-161	06/82	112.8	112.9	112.8	1.3	-1
Other inductors for electronic applications		3677-192	06/82	125.8	124.7	124.7	1.3	0
Secondary products and miscellaneous receipts		3677-SM	06/82	115.8	114.6	114.6	(³)	0
Secondary products		3677-S	06/82	116.8	115.4	115.4	2.3	0
Other secondary products		3677-SSS	06/82	112.3	110.9	110.9	-1.2	0
Connectors for electronic applications	3678		12/80	123.7	123.9	124.5	3.1	.5
Primary products		3678-P	12/80	116.7	116.8	117.6	4.4	.7
Coaxial connector (radio frequency)		3678-1	12/80	(³)	(³)	140.3	(³)	(³)
Cylindrical connectors		3678-2	12/80	112.2	113.0	116.4	6.6	3.0
Heavy duty and standard		3678-225	12/80	122.3	122.2	123.0	6.5	.7
Miniature		3678-229	12/80	105.1	106.0	113.2	10.9	6.8
Subminiature		3678-231	12/80	114.5	116.5	(³)	(³)	(³)
Rack and panel connector (rectangular)		3678-3	12/80	113.2	112.8	113.1	.4	.3
Integral shell and similar types		3678-335	12/80	120.3	119.2	(³)	(³)	(³)
Subminiature and other		3678-338	12/80	109.0	109.0	109.5	1.5	.5
Printed circuit connector		3678-4	12/80	103.1	103.7	103.7	-9	0
Card insertion type		3678-444	12/80	(³)	(³)	107.2	(³)	(³)
Two-piece type		3678-447	12/80	97.8	98.8	97.2	.3	-1.6
Other special types		3678-5	12/80	120.8	120.4	120.6	3.3	.2
Miscellaneous special purpose type connectors		3678-554	12/80	114.1	113.6	113.8	5.0	.2
Other special purpose types		3678-556	12/80	(³)	(³)	(³)	(³)	(³)
Connector parts		3678-6	12/86	(³)	100.0	100.0	(³)	0
Secondary products		3678-S	12/80	140.2	140.2	140.2	-6	0
Other secondary products		3678-SSS	12/80	126.6	126.6	(³)	(³)	(³)
Electronic components, n.e.c.		3679-S	12/80	120.5	(³)	120.5	-3.4	(³)
Electronic components, n.e.c.	3679		06/82	112.7	113.0	112.8	2.5	-2
Primary products		3679-P	06/82	116.8	117.0	117.0	2.8	0
Relays for electronic (low current) applications		3679-A	06/82	135.0	134.9	134.9	(³)	0
Switches, mechanical (for electronic applications)		3679-B	06/82	113.9	114.5	114.7	2.0	.2
Rotary switches (excluding thumbwheel type)		3679-B07	06/82	96.7	97.3	(³)	(³)	(³)
Keyboard switches		3679-B08	06/82	110.4	(³)	(³)	(³)	(³)
Pushbutton switches		3679-B09	06/82	112.2	112.2	(³)	(³)	(³)
Other switches: DIP, snap action, thumbwheel and other		3679-B13	06/82	120.4	120.4	(³)	(³)	(³)
Other switches		3679-B12	06/82	120.4	120.4	(³)	(³)	(³)
Filters, crystals, power converters and related components		3679-C	06/82	122.5	124.5	125.4	4.5	.7
Filters and crystals		3679-C01	06/82	108.9	108.9	108.9	1.2	0
Piezoelectric devices		3679-C018	12/86	(³)	100.0	100.0	(³)	0
Oscillator crystals		3679-C0181	12/86	(³)	(³)	(³)	(³)	(³)
Static power converters and other pulse and frequency regulators or generators		3679-C02	06/82	133.3	136.9	138.5	6.7	1.2
Oscillators		3679-C0236	06/82	93.1	93.1	(³)	(³)	(³)
Static power supply converters, regulated		3679-C0243	06/82	128.5	133.6	135.5	9.8	1.4
Magnetic recording media (unrecorded)		3679-F	06/82	93.3	93.5	92.5	-2.2	-1.1
Audio range tape		3679-F01	06/82	(³)	(³)	106.3	(³)	(³)
Video tape, instrumentation tape, floppy disc and other		3679-F05	06/82	70.0	70.0	65.9	-11.5	-5.9
Video tape		3679-F03	06/82	68.0	68.0	64.1	-13.0	-5.7
Transducers		3679-G	06/82	101.9	101.9	101.9	(³)	0
Other transducers with electrical or electronic input or output		3679-G03	06/82	(³)	(³)	102.1	(³)	(³)
Printed circuits and cable assemblies		3679-H	06/82	108.5	108.6	108.8	1.3	.2
Cable harness assemblies for electronic applications		3679-H01	06/82	107.6	107.6	108.1	0	.5
Printed circuit boards and related circuitry on passive substrates		3679-H02	06/82	108.7	108.7	108.8	1.4	.1
Single sided PC board		3679-H0201	06/82	104.5	(³)	104.5	0	(³)
Double sided PC board		3679-H0202	06/82	109.0	108.7	108.9	.4	.2
Multilayer PC board		3679-H0203	06/82	110.6	(³)	111.1	.5	(³)
Flexible form or cable, printed		3679-H0204	06/82	108.4	(³)	(³)	(³)	(³)
Complex component assemblies, packs and modules		3679-J	06/82	124.8	124.8	124.4	6.1	-3
Active complex components		3679-J01	06/82	(³)	(³)	127.3	(³)	(³)
Component assemblies, not solid state		3679-J03	12/82	115.7	(³)	(³)	(³)	(³)
Microwave components (except tubes, semiconductors and antenna)		3679-K	06/82	127.0	127.0	(³)	(³)	(³)
Other microwave devices (except subassemblies)		3679-K02	06/82	126.6	126.6	(³)	(³)	(³)
Parts and hardware for electronic components		3679-Q	06/82	120.4	120.6	120.6	1.7	0
Tube parts (except glass blanks)		3679-Q01	11/82	108.1	108.1	(³)	(³)	(³)
Enclosures, specialized		3679-Q03	12/86	(³)	(³)	(³)	(³)	(³)
Other n.e.c.		3679-Q04	06/82	121.3	121.5	121.5	1.4	0
Contract work and other miscellaneous receipts		3679-XY9	06/82	89.8	(³)	(³)	(³)	(³)
Secondary products		3679-S	06/82	105.5	105.9	105.1	1.5	-8
Other secondary products		3679-SSS	06/82	107.0	107.5	107.5	2.3	0
Miscellaneous electrical machinery, equipment, and supplies	369		12/84	101.7	102.1	101.8	1.6	-3
Storage batteries	3691		12/84	100.1	102.0	103.2	5.0	1.2

See footnotes at end of table.

Table 5. Producer price indexes for the net output of selected industries and their products—Continued

Industry and product ¹	Industry code	Product code	Index base	Index			Unadjusted percent change to Jan. 1987 from —	
				Sep. 1986 ²	Dec. 1986 ²	Jan. 1987 ²	Jan. 1986	Dec. 1986
Storage batteries—Continued								
Primary products		3691-P	12/84	100.0	102.0	103.2	5.2	1.2
Lead acid batteries, 1.5 cubic foot or less		3691-3	12/84	99.3	101.6	102.5	5.1	.9
Starting, lighting and ignition (SLI) type		3691-31	12/84	99.3	101.5	102.5	5.2	1.0
For OEM		3691-311	12/84	95.2	96.5	96.5	2.6	0
For replacement		3691-312	12/84	100.3	102.8	104.0	5.9	1.2
Other than SLI		3691-32						
For replacement		3691-322	12/84	99.3	102.0	102.6	3.3	.6
Lead acid batteries, larger than 1.5 cubic foot		3691-4	12/84	100.0	102.0	100.0	.9	-2.0
Motive power type		3691-41	12/84	100.4	101.7	100.4	1.4	-1.3
Industrial truck		3691-411	12/84	100.6	102.2	100.6	2.2	-1.6
Other motive power		3691-419	12/84	98.9	98.9	98.6	-4.2	-3
Primary batteries, dry and wet	3692		12/80	120.7	120.7	120.9	4.6	.2
Primary products		3692-P	12/80	123.0	123.0	123.3	4.9	.2
Le Clanche type civilian batteries		3692-1	12/80	133.3	133.3	133.5	7.0	.2
General purpose (flashlight) cell		3692-121						
General purpose D size		3692-12112	12/80	129.5	129.5	129.7	8.1	.2
Multiple cell batteries		3692-131	12/80	134.2	134.2	134.5	6.0	.2
Lantern battery		3692-13111	12/80	133.4	133.4	133.6	6.2	.1
Dry cells, except Le Clanche and military		3692-2	12/80	116.2	116.2	116.6	5.1	.3
Alkaline cells		3692-212	12/80	129.6	129.6	127.4	3.2	-1.7
AA size		3692-21213	12/80	131.9	131.9	129.2	2.1	-2.0
Secondary products		3692-S	12/80	127.1	127.1	127.4	.2	.2
X-ray and electromedical equipment	3693		06/85	98.9	98.7	99.7	-2	1.0
Primary products		3693-P	06/85	98.5	98.1	98.9	-9	.8
Irradiation equipment, including X-ray, beta-ray, gamma-ray, and nuclear		3693-1	06/85	93.8	93.1	92.8	-5.3	-3
Diagnostic medical X-ray equipment		3693-111	06/85	90.5	89.5	(?)	(?)	(?)
X-ray equipment accessories		3693-151	06/85	106.0	106.0	104.7	4.4	-1.2
Electromedical and electrotherapeutic equipment, except irradiation equipment		3693-2	06/85	101.9	101.8	103.3	2.3	1.5
Diagnostic electromedical equipment		3693-21	06/85	95.1	94.6	94.6	-5.7	0
Electrocardiograph		3693-211	06/85	100.5	100.5	100.5	-2	0
Ultrasonic scanning devices		3693-214	06/85	90.1	89.0	89.0	-11.0	0
All other diagnostic electromedical equipment		3693-219	06/85	102.2	102.2	102.2	-1.2	0
Electrotherapeutic equipment		3693-22	06/85	102.1	102.1	104.0	2.7	1.9
Pacemakers		3693-221	06/85	100.0	100.0	(?)	(?)	(?)
Patient monitoring equipment		3693-23	06/85	102.3	102.6	102.6	.7	0
All other patient monitoring equipment		3693-234	06/85	102.5	103.0	103.0	1.4	0
Parts and accessories for electromedical and electrotherapeutic equipment		3693-251	06/85	114.2	114.2	(?)	(?)	(?)
Miscellaneous receipts		3693-M	07/85	102.7	103.2	107.1	6.3	3.8
Contract work and other miscellaneous receipts		3693-XY9	07/85	103.9	116.7	(?)	(?)	(?)
Resales		3693-Z89	08/85	102.5	101.7	106.1	5.4	4.3
Secondary products		3693-S	06/85	100.6	100.6	100.3	-3	-3
Electrical equipment for internal combustion engines	3694		12/82	110.8	111.1	109.5	1.0	-1.4
Primary products		3694-P	12/82	106.9	107.0	106.1	1.4	-8
Ignition harness and cable sets		3694-1	12/82	106.4	106.7	106.7	.6	0
Ignition harness sets		3694-1A	12/82	106.9	106.9	(?)	(?)	(?)
Cable sets		3694-1B	12/82	105.2	106.3	106.3	1.2	0
Cable sets, automotive type		3694-131	12/82	105.2	106.3	106.3	1.2	0
Cable sets, automotive type-replacement		3694-13102	12/82	106.9	107.9	107.9	1.3	0
Battery charging alternators, generators, and regulators		3694-2	12/82	110.0	110.1	107.1	3.4	-2.7
Battery charging alternators and generators		3694-2A						
Alternators and generators, heavy-duty truck & bus type, new		3694-221	03/83	102.7	102.7	102.7	(?)	0
Alternators and generators, factory rebuilt automotive type		3694-237	12/82	105.7	107.1	107.1	6.3	0
Regulators for battery charging generators		3694-2B	12/82	113.2	113.2	112.6	.4	-5
Regulators, passenger car & light truck type, new		3694-241	12/82	114.1	114.1	113.4	1.1	-6
Regulators, passenger car & light truck type-replacement		3694-24102	12/82	114.8	114.8	114.8	2.3	0
Starting motors		3694-3						
Starting motors, passenger car & light truck type, new		3694-311	05/83	107.3	(?)	106.3	(?)	(?)
Rebuilt automotive starting motors		3694-381	12/82	124.6	128.0	128.0	7.7	0
Spark plugs		3694-4	12/82	103.2	103.2	103.2	.6	0
Spark plugs, automotive type		3694-411	12/82	103.1	103.1	103.1	.3	0
Spark plugs, automotive type-replacement		3694-41102	12/82	103.0	103.0	103.0	.3	0
Other complete electric equipment for internal combustion engines		3694-5	12/82	102.8	103.0	102.9	1.3	-1
Ignition coils		3694-5A	12/82	112.7	112.7	112.7	(?)	0
Ignition coils, motor vehicle type		3694-511	01/83	113.2	113.2	113.2	(?)	0
Ignition coils, motor vehicle type-OEM		3694-51101	05/83	102.1	(?)	102.2	(?)	(?)
Distributors		3694-5B	04/83	93.6	93.6	93.5	.9	-1
Distributors, motor vehicle type		3694-531	04/83	93.1	93.1	93.0	.9	-1
Distributors, motor vehicle type-OEM		3694-53101	04/83	93.1	93.1	93.0	.9	-1
Switches for use in vehicles and aircraft		3694-5C	12/82	112.6	113.0	113.0	1.9	0
Switches, motor vehicle type		3694-581	12/82	112.3	112.6	112.4	1.7	-2
Other complete electrical equipment		3694-598	12/82	101.8	102.2	102.2	1.1	0
Components and parts for engine electrical equipment		3694-6	12/82	116.2	116.1	116.1	4.7	0
Parts for distributors		3694-6A	12/82	124.2	124.2	124.2	8.9	0

See footnotes at end of table.

Table 5. Producer price indexes for the net output of selected industries and their products—Continued

Industry and product ¹	Industry code	Product code	Index base	Index			Unadjusted percent change to Jan. 1987 from —	
				Sep. 1986 ²	Dec. 1986 ²	Jan. 1987 ²	Jan. 1986	Dec. 1986
Electrical equipment for internal combustion engines—Continued								
Breaker point sets		3694-652						
Breaker point sets, motor vehicle type		3694-65201	12/82	130.2	130.2	130.2	11.0	0
Other component parts for engine electrical equipment		3694-698	12/82	108.9	108.6	108.6	2.0	0
Secondary products		3694-S	12/82	125.4	126.0	121.0	-2	-4.0
Motors and generators		3621-S	05/83	133.5	(³)	118.2	(³)	(³)
Other secondary products		3694-SSS	12/82	105.3	(³)	(³)	(³)	(³)
Motor vehicle parts and accessories		3714-S	12/82	(³)	(³)	(³)	(³)	(³)
Electrical equipment and supplies, not elsewhere classified								
3699			12/85	100.4	100.5	99.9	.2	-6
Primary products		3699-P	12/85	100.7	100.8	100.1	.6	-7
Other electrical equipment, not elsewhere classified		3699-4	12/85	100.6	100.7	99.9	.4	-8
Other electric lamp components		3699-421	12/85	101.1	101.1	100.9	.6	-2
Other electrical equipment and supplies, not elsewhere classified		3699-495	12/85	103.2	103.3	104.3	3.3	1.0
Appliance wire and flexible cord sets		3699-611	12/85	101.5	101.3	101.3	1.3	0
Secondary products		3699-S	12/85	104.1	104.1	104.7	3.8	.6
Transportation equipment								
37			12/84	101.5	107.0	107.1	3.7	.1
Motor vehicles and motor vehicle equipment								
371			12/84	100.4	108.2	108.1	5.1	-1
Motor vehicles and passenger car bodies								
3711			06/82	105.6	115.9	115.7	6.1	-2
Primary products		3711-P	06/82	105.3	115.9	115.7	6.2	-2
Passenger cars		3711-111	06/82	103.3	116.1	115.8	7.6	-3
Trucks, truck tractors and truck chassis		3711-2	06/82	109.3	115.6	115.6	3.7	.0
Trucks		3711-2A	06/82	109.7	116.9	117.0	4.6	.1
Light trucks, under 10,000 lbs. GVW		3711-211	06/82	109.7	120.5	120.6	6.0	.1
Pickup		3711-21131	06/82	108.3	120.0	120.0	7.5	0
Light-heavy trucks, 19,501 to 26,000 lbs. GVW		3711-21301	06/82	109.2	(³)	(³)	(³)	(³)
Truck tractors		3711-2B	06/82	107.5	107.5	107.9	-1.6	.4
Heavy truck tractors, 19,501 lbs. GVW and over		3711-223	06/82	107.5	107.5	107.9	-1.6	.4
Truck chassis		3711-2C	01/83	103.5	107.6	107.2	.7	-4
Heavy truck chassis, 19,501 lbs. GVW and over		3711-233	01/83	103.5	107.6	107.2	.7	-4
Buses and fire department vehicles		3711-3	06/82	108.5	109.0	109.3	1.6	.3
Buses		3711-3A	06/82	110.3	110.4	110.8	.5	.4
Common carriers		3711-312	06/82	109.5	(³)	108.8	.5	(³)
Fire department vehicles		3711-3B	06/82	106.4	107.6	107.6	2.8	0
Secondary products		3711-S	06/82	110.9	110.9	(³)	(³)	(³)
All other secondary products		3711-SSS	06/82	112.5	112.5	(³)	(³)	(³)
Truck and bus bodies								
3713			12/82	110.8	111.7	112.1	2.1	.4
Primary products		3713-P	12/82	111.8	113.0	113.3	2.4	.3
Truck, bus and other vehicle bodies (sold separately)		3713-1	12/82	111.5	112.9	113.3	2.7	.4
Truck bodies		3713-1A	12/82	112.3	114.2	113.8	2.9	-4
Dump		3713-133	12/82	119.9	120.6	(³)	(³)	(³)
Stake/platform/grain		3713-134	12/82	113.5	(³)	(³)	(³)	(³)
Utility and service		3713-136	01/83	107.9	107.9	107.9	(³)	0
Refuse		3713-139	12/82	106.5	(³)	(³)	(³)	(³)
Front loading		3713-13901	12/82	105.0	(³)	(³)	(³)	(³)
Bus bodies		3713-1B	12/82	(³)	(³)	(³)	(³)	(³)
Complete vehicles produced on purchased chassis		3713-2	12/82	113.0	113.4	113.4	1.3	0
Emergency vehicles and hearses		3713-2A	12/82	117.2	118.0	118.0	2.3	0
Fire department vehicles		3713-223	12/82	117.9	(³)	117.9	.5	(³)
Other highway vehicles		3713-2C						
Trucks		3713-241	12/82	107.5	(³)	107.6	.2	(³)
Secondary products		3713-S	12/82	108.9	108.3	108.3	-2	0
Other secondary products		3713-SSS	12/82	106.7	106.7	106.7	.2	0
Motor vehicle parts and accessories		3714-S	12/82	111.2	109.1	109.2	-7	.1
Truck trailers		3715-S	12/82	105.2	(³)	105.2	-1	(³)
Motor vehicle parts and accessories								
3714			12/82	101.4	101.7	102.0	1.0	.3
Primary products		3714-P	12/82	101.2	101.5	101.7	1.0	.2
Motor vehicle parts and accessories, new		3714-1	12/82	100.9	101.2	101.5	1.0	.3
Filters		3714-1A	12/82	101.4	102.1	102.1	1.4	0
Fuel filters		3714-124	12/82	88.5	88.5	88.5	-9	0
Fuel filters-replacement		3714-12401	12/82	88.5	88.5	88.5	-9	0
Oil filters		3714-125						
Oil filters-replacement		3714-12501	12/82	102.5	103.6	103.6	2.3	0
Air filters		3714-126						
Air filters-replacement		3714-12601	12/82	94.7	95.0	95.0	1.3	0
Exhaust system components		3714-1B	12/82	106.0	106.4	106.4	.9	0
Mufflers		3714-127	12/82	109.9	110.2	110.2	1.0	0
Mufflers-replacement		3714-12701	12/82	112.0	112.5	112.5	2.0	0
Pipes		3714-129	12/82	96.8	97.3	97.3	.5	0
Pipes-replacement		3714-12901	12/82	94.4	95.3	95.3	.8	0
Brake parts and assemblies		3714-1C	12/82	93.7	93.8	94.1	-11.1	.3
Brake valves		3714-133	04/83	111.3	112.7	112.7	1.7	0
Brake valves-OEM		3714-13302	04/83	111.3	112.7	112.7	1.7	0
Brake cylinders		3714-139	12/82	94.8	(³)	95.7	(³)	(³)
Wheels		3714-1D	12/82	105.6	105.8	105.8	-1.1	0

See footnotes at end of table.

Table 5. Producer price indexes for the net output of selected industries and their products—Continued

Industry and product ¹	Industry code	Product code	Index base	Index			Unadjusted percent change to Jan. 1987 from —	
				Sep. 1986 ²	Dec. 1986 ²	Jan. 1987 ²	Jan. 1986	Dec. 1986
Motor vehicle parts and accessories—Continued								
Wheels, passenger car type		3714-135	12/82	103.7	103.9	103.9	-0.5	0
Wheels, passenger car type-replacement		3714-13501	12/82	106.7	(?)	(?)	(?)	(?)
Wheels, passenger car type-OEM		3714-13502	12/82	102.3	102.3	102.3	-1.4	0
Transmissions and transmission parts, except auxiliary		3714-1E	12/82	106.0	105.7	107.2	1.6	1.4
Manual transmissions and parts		3714-142	12/82	106.2	104.6	104.8	-2.3	.2
Manual transmissions, truck and bus		3714-145	12/82	107.0	104.9	104.9	-2.0	0
Manual transmissions, truck and bus-OEM		3714-14502	12/82	107.0	104.9	104.9	-2.0	0
Parts for manual transmissions		3714-148	12/82	100.9	100.9	102.3	(?)	1.4
Parts for manual transmissions-OEM		3714-14802	04/83	(?)	(?)	94.0	(?)	(?)
Automatic transmissions and parts		3714-144	12/82	105.9	105.9	107.7	2.5	1.7
Automatic transmissions, passenger car		3714-143	04/83	107.8	107.8	110.6	3.7	2.6
Automatic transmissions, passenger car-OEM		3714-14302	04/83	107.8	107.8	110.6	3.7	2.6
Parts for automatic transmissions		3714-149	12/82	106.1	106.4	106.4	1.1	0
Parts for automatic transmissions-OEM		3714-14902	12/82	103.4	103.8	103.8	1.7	0
Engine bearings		3714-1F	12/82	120.5	123.4	123.4	(?)	0
Engine bearings, main		3714-156	12/82	125.5	(?)	125.5	(?)	(?)
Connecting rod bearings		3714-157	12/82	118.6	(?)	122.6	(?)	(?)
Gasoline engines, new		3714-111	04/83	106.3	108.1	109.8	6.1	1.6
Gasoline engines, new-OEM		3714-11102	04/83	106.3	108.1	109.8	6.1	1.6
Hub and drum assemblies		3714-117	12/82	100.9	100.9	(?)	(?)	(?)
Fuel pump assemblies		3714-121	12/82	112.1	114.1	114.1	(?)	0
Radiators, complete		3714-131	12/82	107.2	107.0	107.0	-.3	0
Radiators, complete-replacement		3714-13101	12/82	100.4	100.3	100.3	-.4	0
Universal joints		3714-151	12/82	101.0	100.0	98.7	-1.9	-1.3
Universal joints-replacement		3714-15101	12/82	94.8	92.7	91.5	-1.3	-1.3
Ball joints		3714-155						
Ball joints-replacement		3714-15501	12/82	113.9	113.9	113.9	-1.9	0
Shock absorbers		3714-161	12/82	82.9	83.1	83.1	-2.7	0
Steering idler arms, drag links & control arms		3714-168	12/82	101.8	101.8	101.8	4.5	0
Valve guides, seats and tappets		3714-178	12/82	125.8	125.9	125.9	.2	0
Valve guides, seats and tappets-replacement		3714-17801	12/82	114.0	114.4	114.4	1.3	.0
Clutch disc and facing assemblies		3714-181	12/82	105.8	105.8	105.8	.7	0
Clutch disc and facing assemblies-replacement		3714-18101	12/82	109.2	109.2	109.2	.9	0
All other parts and accessories		3714-198	12/82	98.2	98.3	98.0	.2	-.3
Rebuilt automotive components		3714-3	12/82	114.1	114.1	114.1	3.4	0
Water pumps		3714-323	12/82	115.3	115.3	115.3	.9	0
Clutch discs and pressure plates		3714-326	12/82	104.8	104.8	104.8	.3	0
Gasoline engines		3714-331	12/82	114.5	114.5	114.5	1.8	0
All other rebuilt parts		3714-398	12/82	115.2	115.2	115.2	5.7	0
Miscellaneous receipts		3714-M						
Resales		3714-289	12/82	102.1	103.1	103.0	0	-.1
Secondary products		3714-S	12/82	104.9	105.0	105.3	-.5	.3
Automotive stampings		3485-S	12/82	115.9	115.9	116.0	-.5	.1
Internal combustion engines, n.e.c.		3619-S	04/83	92.7	92.7	92.7	.8	0
Engine electrical equipment		3694-S	12/82	100.6	101.0	101.0	.6	0
Other secondary products		3714-SSS	12/82	105.4	105.5	105.8	-.8	.3
Truck trailers	3715		12/79	117.9	117.2	117.2	-1.2	0
Primary products		3715-P	12/79	116.7	116.0	116.0	-1.4	0
Truck trailers and chassis (10000 lbs. per axle and over)		3715-1	12/79	116.1	115.2	115.2	-1.5	0
Vans		3715-1A	12/79	118.1	116.5	116.5	-2.6	0
Closed top vans		3715-11	12/80	114.2	112.5	112.5	-2.8	0
Closed top vans, insulated, semi-insulated and refrigerated		3715-101	12/80	(?)	(?)	116.2	(?)	(?)
Closed top, dry freight vans, except insulated, drop-frame and livestock vans		3715-109	12/79	116.6	114.1	(?)	(?)	(?)
Aluminum closed top, dry freight vans, except insulated, drop-frame, and livestock vans		3715-119	12/80	111.0	108.4	(?)	(?)	(?)
Tank trailers		3715-1B	12/79	(?)	(?)	111.2	(?)	(?)
All other tanks		3715-132	12/86	(?)	100.0	100.0	(?)	0
Complete trailer units (10000 lbs. per axle and over), except vans and tanks		3715-1D	12/80	113.5	113.6	113.6	.7	0
Platform trailers		3715-137	12/79	117.2	117.2	117.2	-.5	0
Low-bed heavy haulers		3715-141	12/79	122.8	122.8	122.8	2.2	0
Low-bed heavy haulers 40 ton and over capacity		3715-139	12/80	115.1	115.1	115.1	0	0
Dump trailers and chassis, highway type		3715-143	12/79	115.3	115.3	115.3	.3	0
Other trailer units, except detachable		3715-149	12/79	110.4	110.8	110.8	.4	0
Truck trailers and chassis (under 10,000 lbs. per axle)		3715-2	11/84	(?)	(?)	109.7	(?)	(?)
Secondary products		3715-S	12/79	128.6	128.6	128.6	0	0
Motor homes built on purchased chassis	3716		06/84	109.6	110.9	111.8	3.8	.8
Primary products		3716-P	06/84	109.8	111.3	112.3	3.9	.9
Conventional (type A)		3716-101	06/84	109.9	111.9	111.1	4.5	-.7
Chopped van or mini (type C)		3716-105	06/84	110.7	111.9	114.9	3.5	2.7
Converted vans		3716-121	06/84	103.8	103.8	104.5	.7	.7
Secondary products		3716-S	06/84	108.6	(?)	(?)	(?)	(?)
Travel trailers		3792-S	06/84	109.1	(?)	(?)	(?)	(?)

Table 5. Producer price indexes for the net output of selected industries and their products—Continued

Industry and product ¹	Industry code	Product code	Index base	Index			Unadjusted percent change to Jan. 1987 from —	
				Sep. 1986 ²	Dec. 1986 ²	Jan. 1987 ²	Jan. 1986	Dec. 1986
Aircraft and parts	372		06/85	101.9	102.1	102.9	-0.2	0.8
Aircraft	3721		12/85	98.6	98.9	99.8	-1.1	.9
Primary products		3721-P	12/85	98.2	98.4	99.2	-1.3	.8
Complete military aircraft (U.S. and any other aircraft built to military specifications)		3721-1	12/85	95.4	(?)	95.8	(?)	(?)
Fixed wing powered (including adjustable wing and foldable wing)		3721-121	01/86	94.1	(?)	94.6	-5.4	(?)
Modifications, conversions and overhaul of previously accepted aircraft		3721-4	12/85	92.4	93.1	93.7	-6.5	.6
For military customers		3721-411	12/85	89.4	(?)	91.3	(?)	(?)
For civilian customers		3721-451	12/85	96.9	97.4	97.4	-3.0	0
Complete civilian aircraft		3721-5	12/85	101.1	101.5	103.0	3.0	1.5
Fixed wing powered		3721-51	12/85	101.1	101.5	103.0	3.0	1.5
Single engine		3721-511	12/85	103.9	105.1	105.8	5.4	.7
Multiengine		3721-521	12/85	101.0	101.4	103.0	3.0	1.6
Less than 10,000 pounds (empty weight)		3721-5213	12/85	100.0	(?)	103.7	(?)	(?)
10,000 pounds to 33,000 pounds (empty weight)		3721-5215	12/85	100.5	103.2	103.3	3.3	.1
Rotary wing (helicopters, autogiros)		3721-53	12/85	101.1	101.1	102.0	1.7	.9
Secondary products		3721-S	12/85	98.9	100.0	101.5	-1.2	1.5
Other secondary products		3721-SSS	12/85	114.2	(?)	124.1	(?)	(?)
Aircraft equipment, not elsewhere classified		3728-S	12/85	96.6	97.9	98.2	-4.8	.3
Aircraft engines and engine parts	3724		12/85	99.8	99.9	100.6	1.0	.7
Primary products		3724-P	12/85	99.2	99.3	100.2	.7	.9
Aircraft engines for U.S. military customers		3724-1	12/85	100.5	99.4	99.4	(?)	0
Aircraft engines for other than U.S. military customers		3724-2						
Aircraft engines for other than U.S. military customers		3724-201	12/85	101.4	101.2	103.5	3.6	2.3
Aeronautical services on aircraft engines		3724-3	12/85	97.9	(?)	101.3	(?)	(?)
All other aeronautical services on aircraft engines		3724-33	12/85	97.9	(?)	101.3	(?)	(?)
All other aeronautical services on aircraft engines for other than U.S. military customers		3724-333	12/85	100.0	(?)	103.5	(?)	(?)
Aircraft engine parts and accessories		3724-4	12/85	97.9	98.9	98.8	-1	-1
Aircraft engine parts and accessories for U.S. military customers		3724-413	12/85	91.9	91.4	91.4	-4.2	0
Aircraft engine parts and accessories for other than U.S. military customers		3724-453	12/85	101.8	103.6	103.6	2.5	0
Secondary products		3724-S	12/85	101.7	101.6	101.6	1.7	0
Turbines and turbine generator sets		3511-S	12/85	106.3	106.3	106.3	(?)	0
Other secondary products		3724-SSS	12/85	98.7	98.6	98.6	-2	0
Aircraft parts and auxiliary equipment, n.e.c.	3728		06/85	104.1	104.3	104.3	1.4	0
Primary products		3728-P	06/85	103.5	103.8	103.8	.5	0
Aircraft parts and equipment, including helicopter rotors and parts		3728-1	06/85	103.2	103.5	103.5	.5	0
Aircraft hydraulic subassemblies		3728-12	06/85	99.6	98.5	99.1	.2	.6
For military aircraft (built to military specifications)		3728-1731	06/85	96.4	97.2	97.2	.2	0
For civilian aircraft		3728-1755	06/85	102.5	99.7	100.8	.3	1.1
Aircraft pneumatic subassemblies		3728-13	06/85	(?)	(?)	(?)	(?)	(?)
Other aircraft subassemblies and parts		3728-15	06/85	104.0	104.6	104.6	.9	0
For military aircraft (built to military specifications)		3728-1987	06/85	104.1	105.1	104.6	.1	-5
For civilian aircraft		3728-1995	06/85	104.0	104.1	104.6	1.8	.5
Radio and TV communication equipment		3662-S	09/85	101.9	(?)	(?)	(?)	(?)
Aircraft engines and engine parts		3724-S	06/85	103.5	103.5	103.5	2.7	0
Other secondary products		3728-SSS	06/85	106.2	106.4	106.4	3.7	0
Ship and boat building and repairing	373		12/84	106.7	107.1	107.5	1.8	.4
Ship building and repairing	3731		12/85	101.7	102.2	102.4	1.7	.2
Primary products		3731-P	12/85	101.8	102.3	102.5	1.8	.2
Nonpropelled ships, new		3731-1	12/85	101.0	(?)	101.0	0	(?)
Nonpropelled ships, new, nonmilitary		3731-102	12/85	101.0	(?)	101.0	0	(?)
Self-propelled ships, new, nonmilitary		3731-3	12/85	100.3	(?)	(?)	(?)	(?)
Ship repair, conversion, reconversion, U.S. military		3731-4	12/85	95.4	99.3	100.9	-3.3	1.6
U.S. military repair, except m.s.t.		3731-439	12/85	95.7	99.6	101.2	-6.0	1.6
Ship repair, conversion, reconversion, nonmilitary		3731-6	12/85	100.5	100.5	100.5	0	0
Nonmilitary repair, except m.a.		3731-659	12/85	100.0	100.0	100.0	-5	0
Boat building and repairing	3732		12/81	118.1	118.6	119.5	2.4	.8
Primary products		3732-P	12/81	118.0	118.5	119.4	2.4	.8
Outboard motorboats		3732-2	12/81	116.6	119.1	119.8	1.8	.6
Runabouts		3732-21	12/81	116.4	119.2	120.0	2.2	.7
13 ft. 6 in. to 15 ft. 5 in. LOA, plastic		3732-214	12/81	121.7	126.4	128.2	4.2	1.4
15 ft. 6 in. to 17 ft. 5 in. LOA, plastic		3732-216	12/81	113.2	117.2	119.0	3.5	1.5
17 ft. 6 in. and over LOA, plastic		3732-219	12/81	117.8	118.4	(?)	(?)	(?)
Inboard motorboats, including inboard-outdrive houseboats		3732-5	12/81	121.3	121.3	122.0	1.6	.6
Runabouts, all materials, non-military		3732-531	12/81	117.5	117.5	117.5	-3.2	0
Cabin cruisers, non-military		3732-54	12/81	123.4	123.4	124.3	2.6	.7
Plastic, 26 to 40 ft. LOA		3732-547	12/81	123.9	123.9	127.2	4.7	2.7
Inboard-outdrive boats, except houseboats		3732-6	12/81	119.0	118.8	121.2	4.0	2.0
Under 20 ft. LOA		3732-673	12/81	110.4	110.4	(?)	(?)	(?)
20 ft. and over LOA		3732-675	12/81	128.0	127.5	128.6	4.4	.9
All other boats		3732-7	12/81	111.3	111.4	111.3	1.1	-1

See footnotes at end of table.

Table 5. Producer price indexes for the net output of selected industries and their products—Continued

Industry and product ¹	Industry code	Product code	Index base	Index			Unadjusted percent change to Jan. 1987 from —	
				Sep. 1986 ²	Dec. 1986 ²	Jan. 1987 ²	Jan. 1986	Dec. 1986
Boat building and repairing—Continued								
Sailboats		3732-71	12/81	110.4	110.4	110.4	1.4	0
With auxiliary power		3732-714	12/81	116.0	116.1	116.0	.3	-.1
Other boats, such as rowboats, canoes, skiffs, lifeboats, etc.		3732-72	12/81	115.5	115.5	(³)	(³)	(³)
Secondary products		3732-S	12/81	114.3	114.3	(³)	(³)	(³)
Ship building and repairing		3731-S	12/81	100.7	(³)	(³)	(³)	(³)
Railroad equipment	3743		06/84	101.9	102.0	102.0	-.5	0
Primary products		3743-P	06/84	101.8	101.9	101.9	-.5	0
Locomotives and locomotive parts		3743-1	06/84	104.3	104.3	104.4	-.4	.1
Locomotives		3743-1A	06/84	107.2	107.2	(³)	(³)	(³)
Locomotive parts		3743-1B	06/84	100.8	100.8	100.9	.8	.1
All other, except wheels and axles		3743-172	06/84	100.8	100.8	100.9	.8	.1
Passenger and freight train cars, new		3743-2	06/84	99.6	99.9	99.7	-.9	-.2
Freight train cars, new		3743-2A	06/84	99.5	99.5	99.3	-1.4	-.2
Gondola cars		3743-213	06/84	104.5	104.5	104.5	0	0
Street, subway, trolley, and rapid transit cars, rebuilt rail cars, and rail car parts		3743-3	06/84	103.1	103.0	103.2	.3	.2
Parts and accessories for railroad and street cars		3743-3D	06/84	104.5	104.4	104.8	.3	.4
All other, except wheels and axles		3743-372	06/84	105.1	104.9	105.4	1.2	.5
Secondary products		3743-S	06/84	103.6	103.6	103.6	.2	0
Motorcycles, bicycles, and parts	3751		12/84	100.2	100.3	100.4	1.9	.1
Primary products		3751-P	12/84	101.1	101.2	101.3	2.2	.1
Bicycles, adult tricycles, unicycles & parts (excl. childms 2-whl sdwkl cycls w/semi-pneu trs)		3751-1	12/84	98.6	98.8	97.5	.8	-1.3
Bicycles, complete, with one or both wheels 25 inches or more		3751-111	12/84	96.7	96.7	96.8	3.0	.1
Five speed or over bicycles, complete, with one or more wheels 25 inches or more		3751-11103	12/84	95.8	95.8	96.8	5.4	1.0
Bicycles, complete, with both wheels less than 25 inches		3751-151	12/84	98.5	(³)	(³)	(³)	(³)
Parts for bicycles, including frame sets and motorbike parts interchangeable with bicycle parts		3751-171	12/84	105.0	106.0	105.4	3.7	-.6
Motorcycles, motorbikes, mopeds, motorscooters, trail vehicles and parts		3751-2	12/84	104.2	104.2	105.9	3.7	1.6
Parts, including sidecars, but excluding motorbike parts interchangeable with bicycle parts		3751-253	12/84	102.8	(³)	108.8	8.8	(³)
Miscellaneous receipts		3751-M	12/84	99.4	101.8	103.8	5.6	2.0
Resales		3751-Z89	12/84	99.4	101.8	103.8	5.6	2.0
Secondary products		3751-S	12/84	96.0	96.0	96.0	.3	0
Miscellaneous transportation equipment	379		12/84	104.0	104.1	104.3	2.3	.2
Travel trailers and campers	3792		06/84	107.0	106.9	107.1	2.2	.2
Primary products		3792-P	06/84	106.9	106.8	107.0	2.6	.2
Travel trailers (with rigid structures)		3792-1	06/84	106.8	106.7	106.7	3.0	0
16 to 24 feet, 11 inches in length		3792-133	06/84	107.2	106.7	106.7	3.3	0
25 feet and over in length, including park models		3792-135	06/84	106.6	106.8	106.8	2.7	0
Camping trailers, truck campers, pickup covers and parts		3792-2	06/84	106.9	107.0	107.6	1.7	.6
Collapsible camping trailers		3792-242	06/84	104.4	105.0	107.5	.3	2.4
Pickup caps or box covers		3792-247	06/84	97.0	97.0	97.0	-3.2	0
Secondary products		3792-S	06/84	108.5	108.5	108.5	.7	0
Motor homes on purchased chassis		3716-S	06/84	112.6	(³)	112.6	1.4	(³)
Transportation equipment, not elsewhere classified	3799		06/85	100.2	100.9	100.9	1.8	0
Primary products		3799-P	06/85	100.3	100.7	100.8	1.7	.1
Self-propelled golf carts and industrial in-plant personnel carriers and parts		3799-3	06/85	101.0	101.0	101.3	1.3	.3
Self-propelled golf carts (electric and gas powered) and in-plant personnel carriers		3799-382	06/85	101.0	101.0	101.3	1.3	.3
Transportation equipment, not elsewhere classified		3799-9	06/85	98.8	99.3	99.3	.8	0
Automobile trailers, complete, excluding travel, boat and camping trailers		3799-931	06/85	101.3	101.3	101.3	0	0
Boat trailers		3799-991	06/85	102.8	102.8	102.8	.4	0
All-terrain vehicles, electric or gas driven (off-road, flotation wheels or full tracks)		3799-992	06/85	102.8	108.6	108.6	5.6	0
Parts for all-terrain vehicles		3799-994	06/85	102.2	102.4	102.4	2.1	0
Other misc. trans. equip. & pts incl. chassis for auto trailers		3799-998	06/85	98.9	98.9	98.9	.9	0
Miscellaneous receipts		3799-M	06/85	100.0	100.0	100.0	0	0
Resales		3799-Z89	06/85	100.0	(³)	100.0	0	(³)
Secondary products		3799-S	06/85	99.2	103.6	103.6	5.8	0
Measuring and controlling instruments; photographic, medical, and optical goods; watches and clocks	38		12/84	102.8	103.3	103.8	2.0	.5
Engineering and scientific instruments	3811		12/85	101.7	101.8	103.0	3.0	1.2
Primary products		3811-P	12/85	101.5	101.4	102.7	2.7	1.3
Aeronautical, nautical, and navigational instruments, excl. aircraft eng. instr. and systems		3811-1	12/85	102.2	101.4	102.1	2.1	.7
Flight and navigational sensors, transmitters, and displays		3811-12	12/85	102.0	101.6	102.9	2.9	1.3
Air speed indicators, including machmeters and air data computers		3811-124	12/85	100.0	100.0	100.2	.2	.2

See footnotes at end of table.

Table 5. Producer price indexes for the net output of selected industries and their products—Continued

Industry and product ¹	Industry code	Product code	Index base	Index			Unadjusted percent change to Jan. 1987 from —	
				Sep. 1986 ²	Dec. 1986 ²	Jan. 1987 ²	Jan. 1986	Dec. 1986
Engineering and scientific instruments—Continued								
Other aerospace and navigational instruments		3811-1291	12/85	102.6	101.8	104.8	(³)	2.9
Airframe equipment instruments		3811-14	12/85	101.3	90.2	(³)	(³)	(³)
All other aeronautical, nautical, and navigational instruments		3811-15	12/85	103.3	103.3	103.3	(³)	0
Nautical instruments, all types, including temperature, speed, pitch, etc.		3811-152	12/85	97.9	(³)	97.9	(³)	(³)
Other aerospace flight instruments		3811-153	12/85	104.0	104.0	104.0	(³)	0
Laboratory and scientific apparatus		3811-2	12/85	101.3	101.9	104.2	4.1	2.3
Laboratory furnaces and ovens		3811-231	12/85	96.4	(³)	(³)	(³)	(³)
All other laboratory and scientific apparatus		3811-2911	12/85	102.5	102.9	105.3	5.0	2.3
Components, parts, and accessories for laboratory and scientific apparatus (sold sep.)		3811-29112	12/85	100.6	102.2	102.7	2.7	.5
Surveying and drafting instruments, and associated equip. and laboratory furniture		3811-3	12/85	100.0	99.1	99.1	-.9	0
Surveying instruments, incl. alidades, transits, etc., incl. parts/accessor. sold sep.		3811-332	01/86	(³)	(³)	(³)	(³)	(³)
Drafting instrum. and machines, manual and auto., slide rules, etc., incl. parts sold sep.		3811-334	12/85	99.8	88.5	88.5	-11.5	.0
Laboratory furniture, incl. cabinets, cases, benches, tables, stools, and reagent shelves		3811-338	12/85	100.0	100.8	100.8	(³)	0
Secondary products		3811-S	12/85	103.9	104.8	106.7	6.6	1.8
Other secondary products		3811-SSS	12/85	104.7	105.5	106.6	6.5	1.0
Measuring and controlling devices, n.e.c.		3829-S	12/85	101.9	101.9	101.9	1.9	0
Measuring and controlling instruments	382		12/84	104.5	105.0	105.2	2.7	.2
Environmental controls	3822		12/79	144.9	145.9	146.0	2.2	.1
Primary products		3822-P	12/79	144.7	145.6	145.0	2.0	-.4
Building environment comfort controls		3822-1	12/79	155.2	156.4	155.6	2.8	-.5
Temperature responsive building controls		3822-121	12/79	150.1	151.8	150.9	2.9	-.6
Temperature responsive, non-pneumatic		3822-12102	12/79	144.4	146.9	145.6	4.4	-.9
Other automatic controls		3822-18	12/80	128.4	129.1	128.9	1.0	-.2
Miscellaneous automatic building comfort controls		3822-189	12/79	180.6	181.5	181.5	1.5	0
Appliance temperature and related controls, automatic		3822-2	12/79	113.6	113.6	113.3	-1.6	-.3
Temperature responsive appliance controls		3822-211	12/79	113.4	113.4	113.4	-1.9	0
Other appliance regulating controls		3822-215	12/79	114.1	114.1	113.3	-1.0	-.7
Secondary products		3822-S	12/79	148.3	149.1	151.3	3.1	1.5
Industrial process control instruments	3823		06/83	112.9	113.2	113.4	5.5	.2
Primary products		3823-P	06/83	114.4	114.7	115.0	6.4	.3
Display and control receiver-type instruments, operating from standard transmission signals		3823-1	06/83	109.5	109.6	109.6	.6	0
Electrical and electronic types (A.C. or D.C.)		3823-101	06/83	108.9	109.0	109.0	.8	0
Controllers		3823-10135	06/83	107.8	107.9	107.9	1.0	0
Non-control		3823-10136	06/83	109.6	109.6	109.6	.6	0
Pneumatic types (3 to 15 and 3 to 27 p.s.i. standard signals)		3823-102	06/83	110.9	110.9	110.9	0	0
Controllers		3823-10239	06/83	106.0	106.0	106.0	0	0
Temperature instruments, excluding receiver type		3823-2	06/83	114.1	115.6	117.3	5.0	1.5
Electrical and electronic measuring types		3823-201	06/83	109.0	111.2	111.2	1.7	0
Controllers		3823-20145	06/83	108.5	113.1	113.1	1.3	0
Non-control		3823-20146	06/83	109.4	109.4	109.4	(³)	0
Mechanical measuring types: filled system		3823-202	06/83	124.4	124.4	129.3	11.0	3.9
Non-control		3823-20254	06/83	120.4	120.4	125.2	5.9	4.0
Primary temperature sensors		3823-3	06/83	109.8	109.9	109.9	-.2	0
Thermocouples and thermocouple lead wire		3823-358	06/83	111.7	111.7	111.7	0	0
Primary temperature sensors other than thermocouples		3823-359	06/83	104.3	104.7	104.7	-.6	0
Pressure and draft instruments, excluding receiver type		3823-4	06/83	110.8	110.1	110.2	1.5	.1
Controllers		3823-461	06/83	112.9	112.9	113.4	3.9	.4
Non-control		3823-462	06/83	110.2	109.2	109.2	.6	0
Flow and liquid level instruments		3823-5	06/83	108.1	108.2	108.2	1.0	0
Differential pressure types		3823-501	06/83	110.1	110.4	110.4	1.9	0
Primary sensors		3823-50165	06/83	115.1	116.8	116.8	6.1	0
Non-control		3823-50167	06/83	107.3	107.3	107.3	0	0
Electromagnetic, capacitance, and other electric/electronic types		3823-502	06/83	107.9	107.9	107.9	.3	0
Controllers and non-control		3823-50271	06/83	104.2	104.2	104.2	.5	0
Float and displacement instruments and associated elements		3823-504	06/83	104.5	104.5	104.5	0	0
Turbine, mass-flow, and other types and associated elements		3823-505	06/83	105.1	105.1	105.1	1.3	0
Continuous process instruments for on-stream gas and liquid analysis		3823-7	06/83	105.5	106.0	106.5	1.1	.5
Infrared analyzers		3823-776	06/83	134.5	(³)	137.2	-3.7	(³)
Other liquid analyzers		3823-781	06/83	106.5	107.0	107.2	1.5	.2
Instruments for process variables n.e.c.		3823-8	06/83	106.9	107.1	108.3	1.8	1.1
Electrical and electronic measuring types		3823-801	06/83	107.6	107.9	110.0	2.8	1.9
Controllers		3823-80182	06/83	105.0	105.0	110.3	5.2	5.0
Non-control		3823-80183	06/83	109.3	109.9	109.8	1.1	-.1
Other industrial process instruments and parts for all industrial process instruments		3823-9	06/83	120.7	121.0	121.2	12.6	.2
Industrial process computers		3823-912	06/83	115.0	118.2	118.2	4.9	0
Valve actuators and positioners, sold separately		3823-915	06/83	110.7	111.2	114.4	3.9	2.9
Other electronic type industrial process instruments		3823-916	06/83	117.3	118.1	118.1	5.3	0
Other non-electronic industrial process instruments		3823-918	06/83	103.8	103.6	103.6	2.1	0

See footnotes at end of table.

Table 5. Producer price indexes for the net output of selected industries and their products—Continued

Industry and product ¹	Industry code	Product code	Index base	Index			Unadjusted percent change to Jan. 1987 from —	
				Sep. 1986 ²	Dec. 1986 ²	Jan. 1987 ²	Jan. 1986	Dec. 1986
Industrial process control instruments—Continued								
Parts, supplies, accessories, and other equipment n.e.c.		3823-999	06/83	134.8	134.8	134.8	28.1	0
Miscellaneous receipts		3823-M	06/83	105.6	105.6	105.6	1.9	0
Resales		3823-Z89	06/83	115.2	115.2	115.2	4.8	0
Secondary products		3823-S	06/83	107.0	107.0	107.4	.9	.4
Fluid meters and counting devices								
Fluid meters and counting devices	3824		12/85	100.5	100.7	101.1	.2	.4
Primary products		3824-P	12/85	100.9	101.2	101.8	.6	.6
Integrating and totalizing meters for gas and liquid		3824-2	12/85	100.8	101.0	101.8	.1	.8
Gas meters, consumption registering		3824-21	12/85	99.0	99.0	101.0	(³)	2.0
Liquid meters, positive displacement with registers and counters		3824-23	12/85	102.1	102.5	103.1	1.3	.6
Water meters, consumption registering		3824-234	12/85	102.1	102.8	103.7	.8	.9
Small meters, up to and including 1 inch		3824-23433	12/85	102.4	103.1	103.8	1.3	.7
Large meters, over 2 inch		3824-23437	12/85	102.1	102.1	102.1	0	0
Liquid fuel dispensing meters, excluding service station dispensing pumps		3824-241	12/85	101.3	101.3	101.3	1.3	0
Other liquid meters; industrial bulk plants, pipeline, batching, treatment facilities		3824-288	12/85	102.9	102.9	102.9	2.7	0
Parts and components for gas and liquid meters (sold separately)		3824-29	12/85	98.3	98.3	98.3	-3.7	0
Counting devices		3824-3	12/85	102.9	102.9	102.9	2.5	0
Revolution counters, digital incl. totalizing, measuring wheels and vehicle operation registers		3824-36	12/85	103.8	103.8	103.8	3.3	0
Mechanical input		3824-361	12/85	104.2	104.2	104.2	4.2	0
Electronic input		3824-367	12/85	103.5	103.5	(³)	(³)	(³)
Electrical measuring and integrating instruments								
Electrical measuring and integrating instruments	3825		12/83	105.5	106.1	106.2	1.6	.1
Primary products		3825-P	12/83	106.1	106.6	106.7	2.3	.1
Integrating instruments		3825-1	12/83	104.9	105.5	105.5	1.2	0
Watt-hour meters, AC single phase (except combined types)		3825-112	12/83	103.6	103.5	103.5	-5	0
Test equipment for electrical and electronic components, circuits, equipment and motors		3825-2	12/83	107.7	108.0	108.1	2.6	.1
Voltage, current, resistance, power and energy testing and measuring eqpt		3825-21	12/83	106.9	107.1	107.7	1.8	.6
Multimeters		3825-21A	12/83	105.2	105.2	105.2	1.6	0
Analog multimeters, electronic and all electrical multimeters		3825-21A1	12/83	102.5	102.5	102.5	.9	0
Analog electronic multimeters		3825-21129	12/83	113.9	113.9	113.9	3.4	0
Digital and digital/analog electronic multimeters		3825-21128	12/83	106.4	106.4	106.4	2.0	0
Other voltage, current or resistance measuring equipment (except panel meters)		3825-21B	12/83	108.2	108.6	109.5	2.1	.8
Analog electronic and electrical, except panel		3825-21B1	12/83	108.5	108.9	109.9	1.9	.9
Analog electronic		3825-21221	12/83	107.0	107.0	107.6	1.0	.6
Electrical		3825-21222	12/83	117.7	120.3	123.3	5.7	2.5
Power and energy test and measurement equipment		3825-21C	12/83	(³)	104.4	104.4	(³)	0
Power and energy testing eqpt. (except integrating meters)		3825-213	12/83	(³)	104.4	104.4	(³)	0
Frequency or time interval measuring and counting equipment		3825-22A	12/83	110.6	110.6	110.6	(³)	0
Waveform measuring and analyzing equipment		3825-22B	12/83	112.3	113.0	112.8	2.1	-2
Other waveform meas. equip. (incl. spectrum analyzers & low frequency oscillographs)		3825-2222	12/83	106.4	106.4	106.5	1.4	.1
Signal generating equipment		3825-22C	12/83	106.5	106.5	107.8	3.0	1.2
Radio frequency (20 kilohertz to 890 megahertz)		3825-22357	12/83	106.6	106.6	107.4	2.8	.8
Microwave (890 megahertz and above)		3825-22359	12/83	105.7	105.7	109.4	3.6	3.5
Field strength and intensity measuring equipment		3825-22D	12/83	116.7	116.7	117.5	7.8	.7
Electronic		3825-22481	12/83	116.7	116.7	117.5	7.8	.7
Multiple function test equipment		3825-24	12/83	104.2	104.2	104.2	1.5	0
Component part test sets		3825-24A	12/83	102.6	(³)	103.3	1.4	(³)
Automated semiconductor test systems (operating under program control)		3825-24465	12/83	102.0	(³)	102.7	1.1	(³)
Equip. & subassembly test equip. including loaded printed circuit board testers		3825-245	12/83	105.6	(³)	(³)	(³)	(³)
Other test and analysis equipment and associated devices		3825-26	12/83	106.1	106.4	106.5	4.7	.1
Microwave test equipment n.e.c.		3825-26652	12/83	106.7	106.7	106.7	.4	0
Standards and calibration equipment for testing and measuring instruments		3825-26672	12/83	113.5	114.3	114.3	5.1	0
Associated devices for test and measurement equip. (probes, decade boxes, shunts)		3825-26682	12/83	109.8	109.8	(³)	(³)	(³)
Other test equipment, not elsewhere classified		3825-26698	12/83	104.4	104.8	104.8	5.9	0
Electrical indicating and recording instruments								
Electrical indicating and recording instruments		3825-3	12/83	100.6	101.7	101.7	1.7	0
Panel meters		3825-31	12/83	98.8	102.0	102.0	4.8	0
Digital and analog with LED, LCD or neon gas discharge readout		3825-31108	12/83	88.6	94.8	94.8	1.2	0
Analog, conventional indicator movement, generally + or - 2% accuracy		3825-312	12/83	104.9	106.3	106.3	4.7	0
AC types		3825-31212	12/83	105.3	112.6	109.5	4.9	-2.8
DC types (including rectifier and self-contained thermocouple types)		3825-31213	12/83	104.8	104.8	105.5	4.7	.7
All other panel types incl. motor vehicle ammeter & voltmeter; typically 3% or < accuracy		3825-31666	12/83	103.3	108.6	108.6	8.1	0
Electrical recording instruments		3825-36	12/83	101.2	101.2	101.2	(³)	0
Miscellaneous electrical measuring instruments and parts		3825-37	12/83	100.1	(³)	(³)	(³)	(³)
Secondary products		3825-S	12/83	102.3	104.0	104.0	-1.1	0

See footnotes at end of table.

Table 5. Producer price indexes for the net output of selected industries and their products—Continued

Industry and product ¹	Industry code	Product code	Index base	Index			Unadjusted percent change to Jan. 1987 from —	
				Sep. 1986 ²	Dec. 1986 ²	Jan. 1987 ²	Jan. 1986	Dec. 1986
Measuring and controlling devices, not elsewhere classified	3829		06/85	102.7	103.0	103.5	2.4	0.5
Primary products		3829-P	06/85	103.8	104.1	104.7	2.6	.6
Aircraft engine instruments, except flight		3829-1	06/85	103.0	103.0	104.3	2.6	1.3
Pressure ratio and pressure and vacuum sensors, transmitters, displays and controls		3829-148	06/85	103.9	103.9	(³)	(³)	(³)
All other aircraft engine instruments, except flight, and parts and components therefor		3829-198	06/85	101.8	101.8	102.2	1.4	.4
Physical properties testing & inspection equipment, and kinematic testing & measuring equipment		3829-2	06/85	104.5	104.4	104.8	3.5	.4
Physical properties testing equipment incl. hardness, stress, torsion, wear, strength & similar		3829-229	06/85	105.6	105.6	105.6	4.8	0
Electrical and electronic types (including components and parts sold separately)		3829-22933	06/85	105.9	105.9	105.9	5.0	0
Other types (including components and parts sold separately)		3829-22935	06/85	103.2	103.2	103.5	3.1	.3
Physical properties inspection equipment incl. flaw detection, thickness measuring and similar		3829-253	06/85	102.7	102.6	103.8	3.2	1.2
Electrical and electronic types (including components and parts sold separately)		3829-25357	06/85	102.1	102.1	103.7	3.0	1.6
Other types (including components and parts sold separately)		3829-25359	06/85	104.4	104.2	104.0	3.9	-2
Kinematic testing and measuring equipment (including components and parts sold separately)		3829-291	06/85	105.0	105.0	105.0	1.9	0
Vibration testing and measuring equipment		3829-29192	06/85	106.9	106.9	106.9	2.6	0
Acceleration and all other kinematic testing and measuring equipment		3829-29193	06/85	(³)	100.0	(³)	(³)	(³)
Commercial, meteorological, and general purpose instruments		3829-3	06/85	104.3	104.5	104.5	2.9	0
Other commercial & industrial instruments, except aircraft, incl. compasses, altimeters & parts		3829-333	06/85	105.0	105.4	105.4	4.4	0
Nuclear radiation detection and monitoring instruments		3829-4	06/85	103.3	103.9	104.9	2.0	1.0
Radiation detecting elements, including ion chambers and solid state detectors, sold separately		3829-402	06/85	100.3	100.6	100.6	.6	0
Pulse analyzers, single and multichannel, including nuclear spectrometers		3829-422	06/85	102.2	102.2	105.9	3.8	3.6
Other nuclear radiation detection & monitoring instruments & parts & components sold separately		3829-439	06/85	102.4	103.7	103.7	1.5	0
Miscellaneous receipts		3829-M	06/85	94.0	94.0	94.0	0	0
Resales		3829-Z89	06/85	82.8	82.8	82.8	0	0
Secondary products		3829-S	06/85	103.3	104.6	104.4	1.9	-2
Electronic components, n.e.c.		3829-S	06/85	103.9	103.9	(³)	(³)	(³)
Process control instruments		3823-S	06/85	101.5	101.5	100.8	.4	-7
Other secondary products		3829-SSS	06/85	102.8	103.9	103.9	1.5	0
Optical and analytical instruments	3832		12/85	100.3	100.6	101.0	.9	.4
Primary products		3832-P	12/85	100.5	100.8	101.2	1.1	.4
Sighting, tracking, and fire-control equipment, optical type		3832-4	12/85	100.9	100.9	102.7	1.8	1.8
Optical instruments, components, and lenses, except ophthalmic		3832-5	12/85	99.1	100.3	100.6	1.0	.3
Optical components, incl. mirrors, filters, gratings, coatings, prisms, etc.		3832-514	12/85	103.1	103.1	(³)	(³)	(³)
Unmounted lenses, except ophthalmic focus lenses		3832-515	12/85	102.5	102.5	(³)	(³)	(³)
Other optical instruments		3832-517	12/85	95.8	98.0	98.7	-1.3	.7
Analytical and scientific instruments (except optical)		3832-6	12/85	101.1	101.1	101.2	1.1	.1
Chromatographic instruments		3832-63	12/85	101.8	101.8	102.4	1.7	.6
Liquid		3832-632	12/85	107.1	107.1	108.2	7.0	1.0
Spectrophotometric instruments		3832-64	12/85	102.4	102.6	102.6	2.6	0
Infrared		3832-643	12/85	102.7	102.7	102.7	2.7	0
Ultraviolet, visible and colorimeters		3832-644	12/85	101.1	101.1	101.1	1.1	0
Other, including near ultraviolet and Raman		3832-647	12/85	103.0	103.8	(³)	(³)	(³)
Thermal analysis instrum., incl. thermogravimetric analyzers, quantitative thermal analyzers		3832-651	12/85	99.3	99.3	99.3	-.7	0
Clinical laboratory instrumentation		3832-66	12/85	98.6	(³)	(³)	(³)	(³)
Miscellaneous receipts		3832-M	12/85	100.6	100.6	100.6	.6	0
Contract work and other miscellaneous receipts		3832-XY9	12/85	100.6	100.6	100.6	.6	0
Other secondary products		3832-SSS	12/85	98.4	98.4	98.5	-1.5	.1
Surgical, medical, and dental instruments and supplies	384		12/84	104.1	106.4	106.6	3.5	.2
Surgical and medical instruments and apparatus	3841		06/82	107.0	107.7	108.6	.9	.8
Primary products		3841-P	06/82	107.2	107.5	108.5	2.2	.9
Surgical and medical instruments and apparatus, except furniture		3841-1	06/82	105.8	105.9	107.1	2.0	1.1
Surgical instr., incl. suture needle excl. eye, ear, nose & throat inst. & surg. cutlery		3841-112	06/82	107.9	107.8	107.9	3.7	.1
Diagnostic apparatus		3841-12	06/82	122.0	122.0	122.0	0	0
Metabolism and blood pressure diagnostic apparatus		3841-121	06/82	124.3	124.3	124.3	0	0
All other diagnostic apparatus		3841-124	06/82	121.7	121.7	121.7	0	0
Syringes and needles		3841-14	06/82	103.6	103.6	103.4	-1.2	-2
Needles, other than surgical		3841-149	06/82	105.0	(³)	105.0	-2.1	(³)
Anesthetic apparatus, including instruments and parts		3841-171	06/82	111.9	111.9	115.2	3.3	2.9
Blood transfusion and I.V. equipment		3841-182	06/82	107.8	107.8	109.4	1.3	1.5
Other surgical and medical instruments		3841-189	06/82	103.0	102.9	105.1	4.1	2.1
Catheters		3841-18901	06/82	112.5	112.5	112.5	1.4	0
All other surgical and medical instruments		3841-18906	06/82	115.2	114.8	119.6	3.8	4.2

See footnotes at end of table.

Table 5. Producer price indexes for the net output of selected industries and their products—Continued

Industry and product ¹	Industry code	Product code	Index base	Index			Unadjusted percent change to Jan. 1987 from —	
				Sep. 1986 ²	Dec. 1986 ²	Jan. 1987 ²	Jan. 1986	Dec. 1986
Surgical and medical instruments and apparatus—Continued								
Hospital furniture, excluding beds and chairs		3841-2	06/82	119.0	121.0	(?)	(?)	(?)
Operating room furniture, including tables, cases, and cabinets		3841-291	06/82	120.1	120.2	(?)	(?)	(?)
Miscellaneous receipts		3841-M	01/83	120.0	122.7	122.6	2.9	-0.1
Resales		3841-Z89	01/83	120.0	122.7	122.6	2.9	-1
Secondary products		3841-S	10/82	96.0	96.0	96.9	-6.3	.9
All other secondary products		3841-SSS	10/82	112.1	114.8	114.8	1.4	0
Surgical, orthopedic and prosthetic appliances and supplies								
Primary products	3842	3842-P	06/83	111.6	116.0	115.4	4.8	-5
Surgical, orthopedic, and prosthetic appliances and supplies		3842-1	06/83	113.2	118.8	117.9	5.6	-8
Surgical dressings		3842-1A	06/83	112.5	119.6	118.3	5.8	-1.1
Other surgical dressings		3842-129	06/83	101.7	100.9	101.7	.1	.8
Surgical sponges		3842-12902	06/83	106.1	103.8	106.3	.2	2.4
Surgical pads		3842-12903	06/83	106.2	(?)	106.5	.3	(?)
All other surgical dressings		3842-12904	06/83	106.6	(?)	(?)	(?)	(?)
Surgical, orthopedic and prosthetic appliances and supplies except surgical dressings		3842-1B	06/83	106.4	(?)	106.4	0	(?)
Disposable surgical drapes, including O/B and O/R packs		3842-131	06/83	117.6	128.4	126.0	8.2	-1.9
Disposable incontinent pads, bed pads, and adult diapers		3842-132	06/83	97.7	97.7	97.6	-2.1	-1
Artificial limbs (prosthetic), including parts		3842-132	06/83	105.8	105.8	105.9	2.8	.1
Breathing devices, excluding anesthetic apparatus		3842-135	06/83	121.4	121.4	123.0	4.5	1.3
Surgical corsets		3842-165	06/83	118.3	118.3	123.6	4.5	4.5
Other surgical, orthopedic, and prosthetic appliances and supplies		3842-171	06/83	115.2	118.3	116.8	3.8	-1.3
Surgical implants		3842-198	06/83	119.7	121.9	123.3	5.3	1.1
All other surgical, orthopedic and prosthetic appliances and supplies		3842-19801	06/83	122.6	124.9	126.5	5.9	1.3
Personal industrial safety devices		3842-19803	06/83	115.2	117.3	118.1	3.7	.7
Respiratory protection equipment, including gas, abrasive and canister masks		3842-3	06/83	116.0	117.4	117.8	5.6	.3
Protective clothing, except shoes		3842-311	06/83	119.7	119.7	119.7	4.5	0
Other personal safety devices		3842-351	06/83	118.4	(?)	129.9	10.3	(?)
All other personal safety devices		3842-371	06/83	112.3	(?)	112.3	3.8	(?)
Electronic hearing aids		3842-37103	06/83	113.0	(?)	113.0	4.2	(?)
Electronic hearing aids		3842-4	06/83	107.3	107.3	107.3	1.2	0
Secondary products		3842-413	06/83	107.3	107.3	107.3	1.2	0
Surgical and medical instruments and apparatus		3842-S	06/83	107.3	108.0	108.2	2.0	.2
All other secondary products		3841-S	06/83	104.3	106.1	107.9	2.6	1.7
		3842-SSS	06/83	108.0	108.5	108.3	1.9	-2
Dental equipment and supplies								
Primary products	3843	3843-P	06/85	105.8	106.1	107.2	5.0	1.0
Dental casting metals		3843-1	06/85	105.8	107.2	108.7	6.8	1.4
Precious dental casting metals		3843-111	06/85	113.5	112.9	118.3	15.8	4.8
Dental gold alloys		3843-11101	06/85	114.4	113.7	119.4	16.6	5.0
Other precious dental casting alloys		3843-11101	06/85	113.4	115.7	123.5	19.2	6.7
Denture materials		3843-11102	06/85	117.5	107.4	106.0	7.7	-1.3
Denture base materials		3843-2	06/85	105.1	105.1	105.1	(?)	0
Dental professional and laboratory equipment		3843-241	06/85	95.8	95.8	95.8	(?)	0
Dental professional equipment		3843-3	06/85	105.9	105.9	105.9	5.3	0
Dental chairs		3843-301	06/85	106.1	106.1	106.1	5.4	0
Instrument delivery systems		3843-30142	06/85	105.7	105.7	105.7	3.6	0
Other dental professional equipment, inc. sterilizers, exc. X-ray		3843-30143	06/85	105.6	105.6	105.6	4.6	0
Dental supplies		3843-30145	06/85	102.4	102.4	102.4	2.7	0
Dental materials		3843-4	06/85	102.7	106.2	107.2	4.3	.9
Alloys for amalgams		3843-401	06/85	104.5	108.7	110.3	3.7	1.5
Dental cements and other nonmetallic filling materials		3843-40121	06/85	114.7	115.7	114.2	-4	-1.3
Waxes, dental gypsums and other consumable supplies		3843-40172	06/85	110.0	110.0	115.1	8.6	4.6
Dental instruments		3843-40173	06/85	94.9	103.2	105.5	4.5	2.2
Dental hand instruments		3843-402	06/85	94.4	100.8	101.6	5.6	.8
Other dental supplies		3843-40257	06/85	81.3	93.5	95.0	2.4	1.6
		3843-498	06/85	104.0	106.3	106.9	4.3	.6
Ophthalmic goods								
Primary products	3851	3851-P	12/83	108.3	108.9	109.2	1.8	.3
Ophthalmic fronts and temples		3851-1	12/83	107.8	108.3	108.3	1.3	0
Complete frames, all types		3851-118	12/83	127.2	128.4	128.4	1.6	.0
Glass ophthalmic focus lenses		3851-2	12/83	113.7	116.7	116.7	4.6	0
Single vision glass lenses		3851-231	12/83	97.5	98.2	98.2	-4	0
Bifocal glass lenses		3851-241	12/83	104.9	105.5	105.5	.6	0
Plastic ophthalmic focus lenses		3851-241	12/83	93.3	93.9	93.9	-1.3	0
Single vision plastic lenses		3851-3	12/83	97.3	97.3	97.3	.2	0
Multifocal plastic lenses		3851-325	12/83	99.8	99.8	99.8	.2	0
Contact lenses		3851-327	12/83	95.5	95.5	95.5	.2	0
Hard contact lenses		3851-4	12/83	91.6	91.8	91.3	-1.2	-5
Soft contact lenses		3851-412	12/83	104.5	104.9	104.9	-4	0
Other ophthalmic goods		3851-413	12/83	78.7	78.7	77.8	-2.1	-1.1
Industrial eye protectors and parts thereof		3851-5	12/83	112.1	112.4	112.6	3.2	.2
Other ophthalmic goods and accessories		3851-541	12/83	121.6	122.9	122.9	5.0	0
Secondary products		3851-592	12/83	107.6	107.6	109.5	5.1	1.8
Other secondary products		3851-S	12/83	108.8	110.3	110.2	2.3	-1
		3851-SSS	12/83	108.8	110.3	110.2	2.3	-1

See footnotes at end of table.

Table 5. Producer price indexes for the net output of selected industries and their products—Continued

Industry and product ¹	Industry code	Product code	Index base	Index			Unadjusted percent change to Jan. 1987 from —	
				Sep. 1986 ²	Dec. 1986 ²	Jan. 1987 ²	Jan. 1986	Dec. 1986
Photographic equipment and supplies	3861		12/83	102.3	102.1	102.9	0.2	0.8
Primary products		3861-P	12/83	101.4	101.3	102.1	.5	.8
Still picture equipment		3861-1	12/83	102.8	102.0	104.4	2.6	2.4
Still cameras		3861-101	12/83	96.7	96.8	101.6	5.4	5.0
Hand-held		3861-10101	12/83	(³)	95.3	(³)	(³)	(³)
Other still cameras, except photocopy, blueprint, and microfilm types		3861-10102	12/83	111.6	112.6	116.2	6.9	3.2
Projectors and rear-screen viewers		3861-102	12/83	108.0	(³)	(³)	(³)	(³)
Commercial finishing and processing equipment		3861-103	12/83	110.4	109.4	109.8	3.6	.4
All other still picture equipment and accessories		3861-104	12/83	106.3	102.9	103.1	-2.0	.2
Motion picture equipment		3861-2	12/83	105.3	105.3	105.8	-.5	.5
8 or 16 mm cameras and projectors		3861-201	12/83	103.6	103.6	103.6	-2.4	0
35 mm or larger cameras and projectors		3861-202	12/83	116.2	117.2	117.2	8.2	0
Other motion picture equipment and accessories, including all projection screens		3861-204	12/83	107.8	107.8	110.0	3.6	2.0
Photocopying equipment		3861-3	12/84	94.7	(³)	94.7	-.1	(³)
Microfilming, blueprinting, brownprinting, and whiteprinting equipment		3861-4	12/83	110.0	110.1	110.7	1.8	.5
Prepared photographic chemicals		3861-5	12/83	96.0	94.1	94.6	-4.1	.5
Office copy toners		3861-501	12/83	93.2	88.9	90.0	-9.8	1.2
All other prepared photographic chemicals		3861-502	12/83	98.1	98.0	98.0	.3	0
Sensitized silver halide materials, except x-ray		3861-6	12/83	103.6	103.6	104.9	1.1	1.3
Silver halide film, plates, and slides		3861-601	12/83	106.5	106.5	108.3	2.6	1.7
Silver halide paper and cloth, all uses		3861-602	12/83	96.4	96.4	96.4	-3.1	0
Sensitized materials, non-silver halide type		3861-7	12/83	106.2	106.2	106.2	1.0	0
Diazo type materials		3861-701	12/83	103.4	103.4	103.4	.2	0
Miscellaneous receipts		3861-M	12/83	107.5	107.4	(³)	(³)	(³)
Resales		3861-Z89	12/83	97.5	97.5	(³)	(³)	(³)
Secondary products		3861-S	12/83	107.9	108.6	108.7	3.6	.1
Watches, clocks, and watchcases	3873		06/83	102.5	102.6	102.5	3.0	-.1
Primary products		3873-P	06/83	101.9	102.0	101.9	.8	-.1
Clocks, timing mechanisms, time switches, and clock movements		3873-1	06/83	105.8	106.0	105.8	.6	-2
Clocks w/balance wheel & hairspring or other oscillatory device w/built-in frequency time base		3873-1A	06/83	106.6	106.6	106.3	1.2	-3
Clocks w/watch movements or modules or w/clock movements or modules less than 1.77" wide		3873-131	06/83	108.8	108.8	108.6	2.5	-2
Clocks ex. those w/watch movements or modules & clock movements or modules less than 1.77" wide		3873-134	06/83	106.5	106.5	106.2	1.1	-3
Alarm clocks, excluding clock timers and timing mechanisms		3873-13432	06/83	105.7	105.7	104.7	-.9	-.9
Household wall clocks, except alarm and chime & strike		3873-13433	06/83	98.2	98.2	96.9	-1.8	-1.3
All other household clocks, except alarm but including chime & strike, desk, mantel, etc.		3873-13435	06/83	111.1	111.1	111.1	3.5	0
Clocks with other time base		3873-1B	06/83	107.0	107.0	107.0	.2	0
Clocks w/watch movements or modules or w/clock movements or modules less than 1.77" wide		3873-141	06/83	99.1	99.1	101.0	8.8	1.9
Clocks ex. those w/watch movements or modules & clock movements or modules less than 1.77" wide		3873-144	06/83	107.1	107.1	107.0	0	-.1
Household wall clocks, except alarm and chime & strike		3873-14443	06/83	111.9	111.9	111.9	0	0
All other household clocks, except alarm but including chime & strike, desk, mantel, etc.		3873-14445	07/83	109.0	109.0	108.3	.2	-.6
Timing mechanisms, not for timepiece use, excluding time recording and time stamping machines		3873-1C	06/83	103.5	104.1	104.1	.6	0
Household timing mechanisms		3873-153	06/83	100.2	101.0	101.0	.8	0
All other timing mechanisms		3873-156	06/83	112.6	112.6	112.6	0	0
Watches with imported movements or modules		3873-4	06/83	103.8	103.8	103.8	2.8	0
Watches without balance wheel and hairspring		3873-4B	06/83	112.2	112.2	112.2	8.7	0
Watches with movements other than solid state		3873-422	06/83	99.4	98.9	98.9	-.5	0
Watches w/domestic movement or module, watch movements, clockcases & parts for clocks & watches		3873-5	06/83	98.3	98.3	98.3	.0	.0
Miscellaneous receipts		3873-M	06/83	106.6	106.6	106.6	19.4	0
Resales		3873-Z89	06/83	106.6	106.6	106.6	19.4	0
Secondary products		3873-S	06/83	(³)	(³)	100.3	(³)	(³)
All other secondary products		3873-SSS	06/83	(³)	(³)	100.3	(³)	(³)
Miscellaneous manufacturing industries	39		12/85	101.9	102.0	102.4	1.8	.4
Jewelry, silverware, and plated ware	391		12/85	103.2	103.3	104.5	3.6	1.2
Jewelry, precious metal	3911		12/85	104.7	104.8	106.4	5.6	1.5
Primary products		3911-P	12/85	105.2	105.3	107.1	6.0	1.7
Jewelry made of platinum metals and karat gold		3911-1	12/85	106.8	106.8	109.1	8.0	2.2
Rings, complete		3911-111	12/85	107.5	106.8	109.0	7.9	2.1
Fraternal, college, and school rings		3911-11111	12/85	103.4	(³)	(³)	(³)	(³)
Wedding rings		3911-11112	12/85	114.1	110.0	112.6	9.6	2.4
Other rings		3911-11114	12/85	106.8	105.8	109.0	8.0	3.0
Ring mountings		3911-115	12/85	101.4	101.7	100.9	.9	-.8
Women's and children's jewelry, excl. watch attachments and rings		3911-131	12/85	106.0	107.5	111.0	10.3	3.3
Other jewelry worn or carried, religious jewelry, cigar cases and lighters, compacts, etc.		3911-198	12/85	100.0	100.0	100.0	0	0

See footnotes at end of table.

Table 5. Producer price indexes for the net output of selected industries and their products—Continued

Industry and product ¹	Industry code	Product code	Index base	Index			Unadjusted percent change to Jan. 1987 from —	
				Sep. 1986 ²	Dec. 1986 ²	Jan. 1987 ²	Jan. 1986	Dec. 1986
Jewelry, precious metal—Continued								
Jewelry made of precious metals, except platinum metals and karat gold		3911-2	12/85	99.2	99.6	99.5	-1.3	-0.1
Rings and mountings		3911-211	12/85	(³)	(³)	101.3	(³)	(³)
Men's jewelry, excl. watch attachments and rings		3911-221	12/85	100.5	100.5	102.1	2.1	1.6
Women's and children's jewelry, excl. watch attachments and rings		3911-231	12/85	100.7	101.4	100.7	-4	-7
Miscellaneous receipts		3911-M	12/85	100.8	100.8	100.8	.8	0
Contract work and other miscellaneous receipts		3911-XY9	12/85	103.6	103.6	103.6	3.6	0
Secondary products		3911-S	12/85	100.5	100.5	100.5	.5	0
Other secondary products		3911-SSS	12/85	100.0	100.0	100.0	0	0
Silverware, plated ware and stainless steel ware								
Primary products	3914	3914-P	06/85	97.5	97.8	97.8	-5.1	0
Holloware, incl. ecclesiastical ware, novelties, trophies, and other plated ware		3914-1	06/85	100.6	101.1	100.8	-3	-3
Sterling silver		3914-111	06/85	98.9	100.2	99.3	-9	-9
Electrosilver plated		3914-131	06/85	99.5	99.9	99.9	-5	0
Pewter		3914-153	06/85	102.1	102.1	102.1	.4	0
All other holloware, incl. unplated and plated with metal other than silver or pewter		3914-166	06/85	104.8	104.8	104.8	.8	0
Flatware and carving sets made wholly of metal		3914-2	06/85	95.1	95.3	95.3	-9.0	0
Sterling silver		3914-211	06/85	106.0	106.0	106.0	-4.2	0
Stainless steel		3914-255	06/85	84.8	84.8	84.8	-14.9	0
Secondary products		3914-S	06/85	104.3	104.3	104.3	2.7	0
Jewelers' materials and lapidary work								
Primary products	3915	3915-P	06/85	97.9	98.0	98.4	1.7	.4
Jewelers' findings and materials		3915-1	06/85	97.5	97.7	98.1	1.7	.4
Jewelers' findings, such as joints, pins, clasps and other unassembled products		3915-113	06/85	101.3	101.5	102.1	2.2	.6
Machine chain		3915-113	06/85	97.1	97.1	98.0	.9	.9
Stock shop products, such as flat stock, wire and tubing		3915-131	06/85	111.6	112.3	112.1	5.3	-2
Lapidary work and diamond cutting and polishing		3915-151	06/85	101.1	(³)	101.3	.2	(³)
Secondary products		3915-2	06/85	89.7	(³)	(³)	(³)	(³)
Other secondary products		3915-S	06/85	101.9	101.9	102.5	2.5	.6
		3915-SSS	06/85	102.7	102.7	104.1	4.1	1.4
Musical instruments								
Primary products	3931	3931-P	06/85	104.5	104.6	105.3	3.6	.7
Pianos		3931-1	06/85	104.1	104.2	104.9	3.6	.7
Verticals, uprights or consoles, over 37" in height		3931-115	06/85	102.9	104.4	104.4	4.0	0
Organs		3931-2	06/85	102.1	103.1	103.1	2.6	0
Electronic organs		3931-251	06/85	103.6	103.6	103.6	2.9	0
Piano and organ parts		3931-3	06/85	103.8	103.8	103.8	3.0	0
Piano parts and materials, except benches		3931-311	06/85	100.9	(³)	100.9	.7	(³)
Other musical instruments		3931-4	06/85	100.9	106.6	105.9	5.0	2.2
Brasswinds		3931-415	06/85	106.9	106.9	(³)	(³)	(³)
Secondary products		3931-S	06/85	102.0	102.0	102.0	2.0	0
Toys and amusement, sporting, and athletic goods								
Dolls	394		12/85	102.0	102.1	102.0	1.6	-1
Dolls								
Primary products	3942	3942-P	12/85	100.7	100.9	100.9	.7	0
Dolls and stuffed toy animals		3942-1	12/85	100.8	101.4	101.5	1.2	.1
Stuffed dolls		3942-111	12/85	100.8	101.4	101.5	1.2	.1
Dolls, complete, over 13 inches, except stuffed dolls		3942-112	12/85	102.9	102.9	103.4	.2	.5
Other		3942-11212	12/85	99.8	(³)	(³)	(³)	(³)
Dolls, complete, 13 inches and under, except stuffed dolls		3942-113	12/85	102.2	103.9	103.9	3.9	0
Other, including collectors' miniatures		3942-11313	12/85	100.0	100.0	100.0	0	0
Other doll clothes and accessories		3942-117	12/85	100.0	100.0	100.0	0	0
Stuffed toy animals		3942-121	12/85	100.5	101.8	101.8	1.8	0
Games, toys, and children's vehicles, except dolls and bicycles								
Primary products	3944	3944-P	06/85	103.0	102.9	102.6	1.0	-3
Games, excluding toys and hobbies		3944-1	06/85	103.2	103.3	103.1	1.4	-2
Board games		3944-101	06/85	102.1	102.2	102.1	1.3	-1
Children's board games (under 12 years)		3944-10181	06/85	104.4	104.4	104.4	4.1	0
Family and other board games (12 years and older)		3944-10183	06/85	101.8	101.8	101.8	1.8	0
Sports-oriented action and skill games		3944-185	06/85	105.4	(³)	(³)	(³)	(³)
Nonsports-oriented action and skill games		3944-187	06/85	102.1	102.8	(³)	(³)	(³)
Puzzles		3944-189	06/85	100.0	(³)	100.0	0	(³)
Other games		3944-195	06/85	102.5	101.9	100.3	-1.3	-1.6
Toys, excluding games and hobbies		3944-4	06/85	101.6	101.6	101.6	.2	0
Non-powered trans. toys, nonriding, excl model kits, units sold without accessories		3944-401	06/85	103.0	103.1	102.7	1.7	-4
Plastic, over 6 inches in length		3944-40121	06/85	99.5	99.5	99.6	.3	.1
Other, over 6 inches in length		3944-40123	06/85	99.7	99.7	99.7	-1	0
Sets, (sold with accessories)		3944-40128	06/85	100.1	100.1	100.3	.9	.2
Mech. pwd. toys, excl road racing sets, scale model op. rail., cars, boats, planes, etc.		3944-417	06/85	94.7	94.8	94.8	-1.1	0
Infants toys, n.e.c.		3944-431	06/85	102.8	102.8	103.3	1.4	.5
			06/85	102.3	102.3	106.6	4.5	4.2

See footnotes at end of table.

Table 5. Producer price indexes for the net output of selected industries and their products—Continued

Industry and product ¹	Industry code	Product code	Index base	Index			Unadjusted percent change to Jan. 1987 from —	
				Sep. 1986 ²	Dec. 1986 ²	Jan. 1987 ²	Jan. 1986	Dec. 1986
Games, toys, and children's vehicles, except dolls and bicycles—Continued								
Pre-school toys, n.e.c., excluding infant toys		3944-433	06/85	107.3	107.4	107.1	5.9	-0.3
Pre-school playsets		3944-435	06/85	102.6	102.6	104.1	1.5	1.5
Toy guns, gun sets, and rifles		3944-437	06/85	100.0	99.9	99.1	-6	-8
Housekeeping and cooking toys, including tea sets and play tools		3944-443	06/85	104.2	104.2	104.2	1.3	0
Other toys not listed above		3944-498	06/85	102.5	102.6	101.9	.2	-7
Hobbies, models: crafts and stru. kits, sets, and indiv. units; sci. equip in kit or set		3944-5	06/85	107.9	107.9	108.1	1.3	.2
Operating models		3944-512	06/85	117.9	117.9	118.1	.2	.2
Operating cars, boats, planes, and other models in individual units, kits, and sets		3944-51213	06/85	117.9	117.9	118.1	.2	.2
Crafts: kits and supplies individually packaged or in bulk, excluding glass beads		3944-523	06/85	103.7	103.7	104.0	2.6	.3
Secondary products		3944-S	06/85	100.4	99.4	99.2	-1.1	-2
Other secondary products		3944-SSS	06/85	98.3	95.3	94.9	-3.2	-4
Sporting and athletic goods, n.e.c.	3949		12/85	102.0	102.3	102.3	2.4	0
Primary products		3949-P	12/85	101.7	102.1	102.1	2.2	0
Fishing tackle and equipment		3949-1	12/85	101.7	102.2	101.9	1.4	-3
Fishing tackle		3949-11	12/85	102.3	102.3	102.3	2.3	0
Fishing rods		3949-114	12/85	99.8	99.8	99.8	(³)	0
Glase		3949-11411	12/85	98.9	(³)	(³)	(³)	(³)
Fishing reels		3949-115	12/85	104.4	104.4	104.4	4.4	0
Fishing equipment		3949-12	12/85	101.1	102.2	101.5	.6	-7
Casting plugs, spinners, and spoons; flies, lures, and similar artificial baits		3949-124	12/85	96.8	100.3	(³)	(³)	(³)
Other fishing equipment, including creels, fish and bait buckets, floats, sinkers		3949-128	12/85	106.3	104.4	107.2	5.1	2.7
Golf equipment		3949-2	12/85	101.7	103.9	103.3	3.0	-6
Golf balls		3949-231	12/85	97.9	101.7	99.6	-2	-2.1
Golf clubs		3949-242	12/85	102.9	103.2	103.5	2.7	.3
Irons		3949-24241	12/85	102.7	102.6	104.3	3.4	1.7
Woods		3949-24245	12/85	103.2	104.3	102.0	1.3	-2.2
Golf bags		3949-257	12/85	98.9	95.9	100.1	.1	4.4
Playground, gymnasium, and gymnastic equipment		3949-4	12/85	103.3	104.3	104.3	5.8	0
Home playground equipment, including swing sets, slides, seesaws, sandboxes		3949-462	12/85	(³)	(³)	102.2	(³)	(³)
Health, physical fitness, and exercising equipment, including barbells and dumbbells		3949-467	12/85	100.4	100.4	100.4	.4	0
Other sporting and athletic goods		3949-5	12/85	101.3	101.1	101.3	1.4	.2
Bowling alleys and supplies		3949-522	12/85	100.7	100.7	101.5	1.1	.8
Bowling balls		3949-52228	12/85	100.6	(³)	(³)	(³)	(³)
Other bowling alley playing supplies, including pins, bowling pin setters, etc.		3949-52229	12/85	100.8	100.8	101.1	.8	.3
Lawn tennis equipment		3949-581	12/85	104.1	104.1	104.2	(³)	.1
Archery equipment		3949-585	12/85	101.9	(³)	(³)	(³)	(³)
Other sporting and athletic goods, including table tennis, water skiing, skeet, badminton		3949-598	12/85	104.1	104.3	104.3	4.2	0
Miscellaneous receipts		3949-M	12/85	104.1	103.0	102.9	3.2	-1
Resales		3949-Z89	12/85	104.1	103.0	102.9	3.2	-1
Secondary products		3949-S	12/85	103.1	103.3	103.4	3.4	.1
Pens, pencils, and other office and artists' materials	395		12/85	100.7	101.4	102.0	1.4	.6
Pens, mechanical pencils, and parts	3951		12/85	101.9	102.4	103.5	2.8	1.1
Primary products		3951-P	12/85	101.9	102.4	102.4	1.5	0
Fountain pens		3951-1	12/85	100.4	102.2	107.2	5.0	4.9
Fountain pens, complete, all types, except ball point		3951-111	12/85	100.4	102.2	107.2	5.0	4.9
Ball point pens, complete, including roller pens		3951-2	12/85	102.7	103.5	102.9	1.6	-6
Refillable		3951-212	12/85	103.3	104.4	103.6	2.2	-8
Non-refillable		3951-214	12/85	101.4	101.4	101.3	.1	-1
Soft-tip pens (fine point marker)		3951-3	12/85	99.7	99.7	99.7	(³)	0
Pen and mechanical pencil parts & refill cartridges		3951-7	12/85	100.8	100.8	100.8	0	0
Refill ink cartridges for ball point pens		3951-717	12/85	100.9	100.9	100.9	0	0
Miscellaneous receipts		3951-M	12/85	99.4	(³)	115.2	(³)	(³)
Secondary products		3951-S	12/85	103.5	(³)	103.5	(³)	(³)
Lead pencils and art goods		3952	12/85	101.2	101.3	102.3	1.2	1.0
Primary products		3952-P	12/85	101.3	101.3	101.6	.1	.3
Wood-cased pencils, crayons, and chalk		3952-1	12/85	97.8	97.8	98.5	-1.5	.7
Pencils		3952-111	12/85	97.4	97.4	97.9	-1.8	.5
Black graphite pencils		3952-11111	12/85	96.4	96.4	96.4	-2.7	0
Crayons and chalk, except artists'		3952-113	12/85	100.8	(³)	104.2	(³)	(³)
Artists' equipment and supplies		3952-2	12/85	103.0	103.0	103.0	.8	0
Artists' equipment, including airbrushes, drawing tables and other equipment		3952-211	12/85	103.4	103.4	103.4	.2	0
Other art materials, including modeling clay, chalk and water colors		3952-213	12/85	102.5	102.5	102.5	1.6	0
Secondary products		3952-S	12/85	100.6	101.2	104.6	4.6	3.4
Marking devices		3953	12/85	101.1	103.0	102.6	2.4	-4

See footnotes at end of table.

Table 5. Producer price indexes for the net output of selected industries and their products—Continued

Industry and product ¹	Industry code	Product code	Index base	Index			Unadjusted percent change to Jan. 1987 from —	
				Sep. 1986 ²	Dec. 1986 ²	Jan. 1987 ²	Jan. 1986	Dec. 1986
Marking devices—Continued								
Primary products		3953-P	12/85	101.1	103.1	103.2	3.0	0.1
Rubber and vinyl stamps		3953-1	12/85	101.6	102.5	102.4	2.2	-1
Hand stamps		3953-113	12/85	102.1	102.1	102.1	1.8	0
Mechanical hand stamps		3953-2	12/85	101.4	105.8	107.4	6.9	1.5
Self-inkers, including daters		3953-223	12/85	102.7	104.2	104.0	3.0	-2
Time and numbering stamps		3953-225	12/85	100.0	103.1	105.5	(³)	2.3
Embossing seals		3953-3	12/85	100.0	103.9	103.9	3.9	0
Notary		3953-313	12/85	100.0	103.2	103.2	3.2	0
Metal hand stamps		3953-4	12/85	102.1	103.0	103.0	2.4	0
Letter and figure stamps		3953-433	12/85	100.9	100.9	100.9	.9	0
Steel embossing and incising heads and dies		3953-435	12/85	102.0	(³)	104.5	2.5	(³)
Other marking devices		3953-5	12/85	100.0	102.8	102.8	2.8	0
Other marking devices, n.e.c.		3953-598	12/85	100.0	102.8	102.8	2.8	0
Secondary products		3953-S	12/85	101.8	104.8	102.0	2.0	-2.7
Carbon paper and inked ribbons	3955		12/85	97.6	98.6	98.8	-1.2	.2
Primary products		3955-P	12/85	99.2	99.2	99.4	-.6	.2
Inked ribbons		3955-1	12/85	95.7	95.6	95.5	-4.5	-1
Typewriter fabric ribbons		3955-112	12/85	98.0	(³)	98.0	-2.0	(³)
Typewriter film ribbons		3955-114	12/85	85.9	85.9	85.9	-14.1	0
Computer ribbons		3955-117	12/85	96.1	95.8	95.4	-4.6	-4
Other inked ribbons		3955-119	12/85	99.8	99.8	99.8	-.2	0
Carbon and stencil paper		3955-2	12/85	102.8	102.8	103.3	3.3	.5
Coated carbon paper, one time		3955-231	12/85	103.6	103.6	103.6	3.6	0
Costume jewelry, costume novelties, buttons, and miscellaneous notions	396		12/85	100.0	100.1	99.5	-.7	-.6
Costume jewelry and costume novelties, except precious metal	3961		06/85	103.8	103.9	102.9	-1.6	-1.0
Primary products		3961-P	06/85	101.6	101.6	101.6	0	0
Costume jewelry and costume novelties made of base metal, whether electroplated or not		3961-1	06/85	101.8	101.8	101.8	-.1	0
Rings and ring mountings		3961-111	06/85	103.1	103.1	(³)	(³)	(³)
Men's jewelry, excluding watch attachments and rings		3961-112	06/85	113.4	113.4	113.4	-4.3	0
Women's and children's jewelry and novelties, excluding watch attachments and rings		3961-113	06/85	100.3	100.3	100.3	.4	0
Secondary products		3961-S	06/85	115.1	115.6	109.9	-8.0	-4.9
Artificial flowers	3962		12/85	99.3	99.3	99.0	-1.0	-.3
Primary products		3962-P	12/85	99.0	99.0	98.6	-1.4	-.4
Artificial flowers, feathers and plumes		3962-2	12/85	98.4	98.4	98.0	-2.1	-.4
Artificial and preserved flowers and plants		3962-221	12/85	101.0	101.6	101.1	1.0	-.5
Plastic type		3962-22115	12/85	100.0	100.0	101.6	1.6	1.6
Other materials		3962-22117	12/85	101.7	102.8	100.7	.6	-2.0
Feathers		3962-222	12/85	89.5	87.4	(³)	(³)	(³)
Secondary products		3962-S	12/85	101.1	101.1	101.3	(³)	.2
Buttons	3963		12/85	102.1	102.4	101.0	.9	-1.4
Primary products		3963-P	12/85	100.9	101.1	99.5	-.5	-1.6
Buttons and parts, except for precious or semiprecious metals and stones		3963-1	12/85	100.9	101.1	99.5	-.5	-1.6
Plastic		3963-131	12/85	101.3	101.7	99.3	-.7	-2.4
Polyester		3963-13141	12/85	99.4	99.8	99.0	-1.0	-.8
Other plastics, including casein		3963-13151	12/85	107.5	107.5	100.2	(³)	-6.8
Other buttons, fabric covered, wood, bone and hoof, vegetable, ivory, leather, pearl or shell		3963-198	12/85	101.6	101.6	100.4	.4	-1.2
Needles, pins, and fasteners	3964		12/85	100.7	100.9	101.0	.9	.1
Primary products		3964-P	12/85	100.8	100.9	100.7	.6	-.2
Zippers and slide fasteners		3964-1	12/85	101.4	101.5	101.0	.9	-.5
Plastic zippers and slide fasteners		3964-111	12/85	100.1	100.3	99.8	-.2	-.5
Other plastics		3964-11118	12/85	101.2	103.4	97.5	-2.6	-5.7
Metal zippers and slide fasteners		3964-121	12/85	102.3	102.5	101.9	1.7	-.6
Brass		3964-12118	12/85	98.0	98.2	97.2	-3.2	-1.0
Needles, pins, fasteners, and similar notions		3964-2	12/85	100.2	100.3	100.4	.4	.1
Snap fasteners		3964-211	12/85	100.0	100.0	100.0	(³)	0
Other snap fasteners: 4-part, riveted, etc.		3964-21118	12/85	100.0	100.0	100.0	(³)	0
Buckles		3964-221	12/85	99.6	99.9	101.0	1.0	1.1
Metal buckles for wearing apparel, incl. fabric covered		3964-22117	12/85	99.6	99.9	101.1	1.1	1.2
Other fasteners and apparel trimming, incl. tape fasteners		3964-231	12/85	100.7	100.7	100.7	.6	0
Secondary products		3964-S	12/85	100.0	101.0	104.7	4.7	3.7
Miscellaneous manufacturing industries	399		12/85	101.6	101.7	102.3	1.7	.6
Brooms and brushes	3991		12/85	100.9	101.2	100.9	.2	-.3
Primary products		3991-P	12/85	101.0	101.4	101.1	.3	-.3
Brooms		3991-1	12/85	101.2	100.8	100.8	.8	0
Household floor brooms		3991-111	12/85	99.7	98.7	98.7	-1.3	0
Other brooms (industrial, whisk, toy, hearth, street, stable, etc.)		3991-112	12/85	102.2	102.2	102.2	2.2	0

See footnotes at end of table.

Table 5. Producer price indexes for the net output of selected industries and their products—Continued

Industry and product ¹	Industry code	Product code	Index base	Index			Unadjusted percent change to Jan. 1987 from —	
				Sep. 1986 ²	Dec. 1986 ²	Jan. 1987 ²	Jan. 1986	Dec. 1986
Brooms and brushes—Continued								
Paint and varnish brushes and rollers		3991-2	12/85	100.0	100.0	99.9	-0.1	-0.1
Whitewash, kalsomine, paperhanging, marking, and stenciling brushes		3991-211	12/85	100.0	100.0	99.8	-.2	-.2
Pure bristle		3991-21115	12/85	100.0	100.0	99.8	-.2	-.2
Synthetic bristle and other materials, including mixtures		3991-21116	12/85	100.0	100.0	99.8	-.2	-.2
Paint rollers, roller frames, replacement rollers, and paint pads		3991-212						
Replacement rollers		3991-21217	12/85	100.0	100.0	100.0	0	0
Other brushes		3991-3	12/85	101.6	102.5	101.9	.4	-.6
Personal brushes		3991-311	12/85	104.0	105.1	105.1	(³)	0
Other, including shaving brushes		3991-31117	12/85	99.8	(³)	100.1	(³)	(³)
Maintenance brushes (floorsweeps and brushes, scrub brushes, dusting brushes, etc.)		3991-312	12/85	99.6	99.9	98.6	-1.4	-1.3
Household, including any twisted-in-brushes		3991-31215	12/85	98.8	98.8	95.9	-4.1	-2.9
Industrial, including any twisted-in-wire brushes		3991-31216	12/85	100.4	101.0	101.2	1.2	.2
Industrial brushes, except maintenance, including power-driven rotary brushes		3991-313	12/85	100.6	102.7	102.7	2.7	0
Other brushes, including artists' brushes and hair pencils, excl. artists' airbrushes		3991-314	12/85	104.4	104.4	104.4	2.1	0
Secondary products		3991-S	12/85	100.0	99.8	99.8	-.2	0
House furnishings, n.e.c.		2392-S	12/85	100.0	(³)	(³)	(³)	(³)
Other secondary products		3991-SSS	12/85	100.0	98.8	(³)	(³)	(³)
Signs and advertising displays	3993		12/85	101.9	101.9	102.3	2.1	.4
Primary products		3993-P	12/85	101.7	101.7	102.2	2.0	.5
Electric signs		3993-1	12/85	102.1	102.3	102.7	2.5	.4
Luminous tubing signs		3993-101	12/85	103.6	103.6	103.6	3.6	0
Fluorescent signs		3993-102	12/85	103.1	103.3	104.1	3.7	.8
Other electric signs		3993-104	12/85	100.0	(³)	(³)	(³)	(³)
Non-electric signs		3993-2	12/85	101.7	101.6	102.0	1.9	.4
Metal signs		3993-201	12/85	101.0	101.0	101.3	1.3	.3
Wood signs		3993-202	12/85	102.9	100.0	100.4	.4	.4
Plastic signs, non-illuminated		3993-203	12/85	102.0	102.0	102.0	1.8	0
Other non-electric signs		3993-204	12/85	102.1	102.1	104.9	4.9	2.7
Advertising specialties		3993-3	12/85	101.2	101.3	101.9	1.6	.6
Advertising specialties		3993-301	12/85	101.2	101.3	101.9	1.6	.6
Miscellaneous receipts		3993-M	12/85	100.8	101.2	101.1	1.1	-.1
Secondary products		3993-S	12/85	111.7	111.7	112.1	9.5	.4
Burial caskets	3995		12/84	105.5	105.3	106.0	2.9	.7
Primary products		3995-P	12/84	105.5	105.5	106.0	2.8	.5
Metal caskets and coffins, completely lined and trimmed, adult sizes only		3995-1	12/84	105.2	105.2	106.1	3.1	.9
Steel, excluding stainless		3995-113	12/84	105.1	105.1	106.1	3.1	1.0
Other metal caskets and coffins		3995-115	12/84	106.1	106.1	106.1	3.4	0
Wood caskets and coffins, completely lined and trimmed, adult sizes only		3995-2	12/84	107.8	107.8	107.8	3.1	0
Cloth covered, softwood		3995-211	12/84	109.5	109.5	109.5	4.2	0
Hardwood		3995-252	12/84	107.3	107.3	107.3	2.7	0
Other caskets and coffins and metal vaults		3995-3	12/84	103.6	103.4	103.4	1.4	0
Metal casket shells, KD and SU, unlined or untrimmed		3995-331	12/84	104.7	(³)	(³)	(³)	(³)
Burial vaults, except concrete, burial boxes, and casket shipping containers		3995-393	12/84	100.0	100.0	100.0	0	0
Hard surface floor coverings	3996		12/85	102.0	101.7	102.9	1.9	1.2
Primary products		3996-P	12/85	102.2	101.9	103.2	2.1	1.3
Sheet vinyl flooring		3996-111	12/85	103.1	102.6	105.5	3.1	2.8
Floor tile		3996-122	12/85	101.8	101.5	101.6	(³)	.1
Manufacturing industries, n.e.c.	3999		12/85	101.3	101.5	102.4	1.7	.9
Primary products		3999-P	12/85	101.7	102.0	102.9	2.1	.9
Chemical fire extinguishing equipment		3999-1	12/85	98.6	98.6	98.3	(³)	-.3
Hand portable extinguishers		3999-113	12/85	98.2	98.2	98.2	(³)	0
Dry chemical		3999-11312	12/85	99.8	99.8	99.8	(³)	0
Coin operated amusement machines		3999-2	12/85	101.1	101.2	104.5	4.5	3.3
Pinball machines, bell type machines and consoles		3999-212	12/85	101.4	(³)	105.7	5.7	(³)
Other amusement machines, incl. skill games and other arcade pieces		3999-298	12/85	100.1	100.2	100.2	.2	0
Matches		3999-3						
Paper stem		3999-361	12/85	102.2	(³)	102.2	2.2	(³)
Candles		3999-4	12/85	102.6	101.4	101.2	0	-.2
Miscellaneous fabricated products		3999-9	12/85	102.1	102.7	103.7	2.8	1.0
Other miscellaneous fabricated products		3999-998	12/85	102.1	102.9	104.0	3.0	1.1
Miscellaneous receipts		3999-M	12/85	98.6	98.6	98.6	-.9	0
Secondary products		3999-S	12/85	98.7	98.5	99.7	-1.2	1.2
Services Industries								
Railroads, line haul operations	4011		12/84	100.6	99.6	99.7	-1.3	.1
Farm products		4011-A1	12/84	99.7	98.4	98.5	-1.1	.1
Grain		4011-A11	12/84	99.2	97.6	97.8	-1.1	.2
Metallic ores		4011-A2	12/84	99.9	99.0	99.5	-1.8	.5
Iron ores		4011-A21	12/84	98.8	98.0	98.5	-3.0	.5

See footnotes at end of table.

Table 5. Producer price indexes for the net output of selected industries and their products—Continued

Industry and product ¹	Industry code	Product code	Index base	Index			Unadjusted percent change to Jan. 1987 from —	
				Sep. 1986 ²	Dec. 1986 ²	Jan. 1987 ²	Jan. 1986	Dec. 1986
Railroads, line haul operations—Continued								
Coal		4011-A3	12/84	100.5	99.5	99.6	-1.7	0.1
Bituminous coal		4011-A31	12/84	100.5	99.5	99.5	-1.8	0
Non-metallic minerals		4011-A4	12/84	101.8	100.9	101.0	-.2	.1
Food products		4011-A5	12/84	99.6	98.2	98.4	-2.6	.2
Wood or lumber products		4011-A6	12/84	101.0	100.0	100.2	-.5	.2
Lumber or dimension stocks		4011-A61	12/84	102.1	101.0	101.1	.8	.1
Pulp, paper, or allied products		4011-A7	12/84	101.0	99.9	100.6	-.5	.7
Chemical or allied products		4011-A8	12/84	101.0	100.2	100.0	-1.4	-.2
Potassium or sodium inorganic compounds		4011-A81	12/84	101.1	100.0	100.1	-1.0	.1
Petroleum or coal products		4011-A9	12/84	100.3	99.3	99.4	-.9	.1
Clay, concrete, glass, or stone products		4011-B1	12/84	102.7	101.6	101.7	.6	.1
Primary metal products		4011-B2	12/84	100.1	99.1	99.2	-1.4	.1
Primary iron or steel products		4011-B21	12/84	100.2	99.1	99.2	-1.2	.1
Transportation equipment		4011-B3	12/84	100.7	100.0	99.7	-1.3	-.3
Motor vehicles		4011-B31	12/84	100.4	100.0	99.3	-1.8	-.7
Motor vehicle parts or accessories		4011-B32	12/84	101.0	100.0	100.0	-1.0	0
Waste or scrap materials		4011-B4	12/84	101.1	100.1	100.1	-1.2	0
Shipper assn or similar traffic		4011-B5	12/84	100.4	100.4	100.4	-.4	0
Miscellaneous mixed shipments		4011-B6	12/84	101.3	100.3	100.5	-1.2	.2
Pipe lines, except natural gas	46		12/86	(³)	100.0	100.0	(³)	0
Crude petroleum pipe lines	4612		06/86	100.0	100.0	100.0	(³)	0
Trans Alaskan pipe lines		4612-111	06/86	100.0	100.0	100.0	(³)	0
Non-Trans Alaskan pipe lines		4612-121	06/86	100.0	100.0	100.0	(³)	0
Refined petroleum pipe lines	4613		06/86	100.5	100.8	100.8	(³)	0
Scrap and waste materials	5093		12/86	(³)	100.0	101.4	(³)	1.4
Primary products		5093-P	12/86	(³)	100.0	101.5	(³)	1.5
Metal scrap		5093-A	12/86	(³)	100.0	102.2	(³)	2.2
Ferrous scrap		5093-1	12/86	(³)	100.0	102.0	(³)	2.0
Carbon steel scrap		5093-11	12/86	(³)	100.0	102.4	(³)	2.4
Heavy melting scrap		5093-111	12/86	(³)	100.0	103.4	(³)	3.4
Heavy melting scrap - domestic shipments		5093-111D	12/86	(³)	100.0	104.0	(³)	4.0
Northeast		5093-11112	12/86	(³)	100.0	99.4	(³)	-.6
Chicago		5093-11113	12/86	(³)	100.0	104.8	(³)	4.8
South		5093-11115	12/86	(³)	100.0	105.7	(³)	5.7
West		5093-11116	12/86	(³)	100.0	104.7	(³)	4.7
Bundles		5093-112	12/86	(³)	100.0	102.2	(³)	2.2
Bundles - domestic shipments		5093-112D	12/86	(³)	100.0	102.2	(³)	2.2
Northeast		5093-11212	12/86	(³)	100.0	98.4	(³)	-1.6
Chicago		5093-11213	12/86	(³)	100.0	102.9	(³)	2.9
Ohio and Lake Erie		5093-11214	12/86	(³)	100.0	103.5	(³)	3.5
Shredded scrap		5093-113	12/86	(³)	100.0	99.4	(³)	-.6
Shredded scrap - domestic shipments		5093-113D	12/86	(³)	100.0	102.9	(³)	2.9
South		5093-11315	12/86	(³)	100.0	97.3	(³)	-2.7
Cut plate and structural scrap		5093-114	12/86	(³)	100.0	103.4	(³)	3.4
Cut plate and structural scrap - domestic shipments		5093-114D	12/86	(³)	100.0	103.4	(³)	3.4
Northeast		5093-11412	12/86	(³)	100.0	104.9	(³)	4.9
South		5093-11415	12/86	(³)	100.0	102.0	(³)	2.0
Other carbon steel scrap		5093-115	12/86	(³)	100.0	102.0	(³)	2.0
Other carbon steel scrap - domestic shipments		5093-115D	12/86	(³)	100.0	102.0	(³)	2.0
Stainless and alloy steel scrap		5093-12	12/86	(³)	100.0	101.1	(³)	1.1
Stainless and alloy steel scrap - domestic shipments		5093-121D	12/86	(³)	100.0	101.3	(³)	1.3
Cast iron scrap		5093-13	12/86	(³)	100.0	100.3	(³)	.3
Cast iron scrap - domestic shipments		5093-131D	12/86	(³)	100.0	100.3	(³)	.3
Northeast		5093-13112	12/86	(³)	100.0	99.3	(³)	-.7
Ohio and Lake Erie		5093-13114	12/86	(³)	100.0	103.6	(³)	3.6
West		5093-13116	12/86	(³)	100.0	101.0	(³)	1.0
Nonferrous scrap		5093-2	12/86	(³)	100.0	102.5	(³)	2.5
Aluminum scrap		5093-21	12/86	(³)	100.0	101.9	(³)	1.9
Aluminum scrap - domestic shipments		5093-21D	12/86	(³)	100.0	101.5	(³)	1.5
Aluminum scrap - new		5093-211	12/86	(³)	100.0	101.4	(³)	1.4
Solids and clippings		5093-21111	12/86	(³)	100.0	101.8	(³)	1.8
Aluminum scrap - old		5093-212	12/86	(³)	100.0	101.7	(³)	1.7
Used cans		5093-21211	12/86	(³)	100.0	102.0	(³)	2.0
Other old scrap		5093-21212	12/86	(³)	100.0	101.3	(³)	1.3
Aluminum scrap - exports		5093-21E	12/86	(³)	100.0	104.6	(³)	4.6
Copper and brass scrap		5093-22	12/86	(³)	100.0	101.8	(³)	1.8
Copper and brass scrap - domestic shipments		5093-22D	12/86	(³)	100.0	101.9	(³)	1.9
No. 1 heavy wire		5093-221	12/86	(³)	100.0	101.0	(³)	1.0
No. 2 wire, mixed		5093-222	12/86	(³)	100.0	102.7	(³)	2.7
Yellow brass		5093-223	12/86	(³)	100.0	104.3	(³)	4.3
Other copper and brass scrap		5093-224	12/86	(³)	100.0	100.8	(³)	.8
Copper and brass scrap - export shipments		5093-22E	12/86	(³)	100.0	101.0	(³)	1.0
Lead scrap		5093-23	12/86	(³)	100.0	100.6	(³)	.6
Lead scrap - domestic shipments		5093-231D	12/86	(³)	100.0	100.6	(³)	.6
Waste paper		5093-B	12/86	(³)	100.0	101.1	(³)	1.1

See footnotes at end of table.

Table 5. Producer price indexes for the net output of selected industries and their products—Continued

Industry and product ¹	Industry code	Product code	Index base	Index			Unadjusted percent change to Jan. 1987 from —	
				Sep. 1986 ²	Dec. 1986 ²	Jan. 1987 ²	Jan. 1986	Dec. 1986
Scrap and waste materials—Continued								
Corrugated		5093-51	12/86	(?)	100.0	100.1	(?)	0.1
Northeast		5093-511	12/86	(?)	100.0	98.6	(?)	-1.4
North Central		5093-512	12/86	(?)	100.0	99.2	(?)	-.8
South		5093-513	12/86	(?)	100.0	100.7	(?)	.7
West		5093-514	12/86	(?)	100.0	104.2	(?)	4.2
News		5093-52	12/86	(?)	100.0	100.3	(?)	.3
Northeast		5093-521	12/86	(?)	100.0	95.8	(?)	-4.2
North central		5093-522	12/86	(?)	100.0	100.3	(?)	.3
South		5093-523	12/86	(?)	100.0	101.8	(?)	1.8
West		5093-524	12/86	(?)	100.0	112.0	(?)	12.0
Mixed papers		5093-53	12/86	(?)	100.0	99.9	(?)	-.1
Northeast		5093-531	12/86	(?)	100.0	100.0	(?)	0
North central		5093-532	12/86	(?)	100.0	100.0	(?)	0
South		5093-533	12/86	(?)	100.0	99.5	(?)	-.5
West		5093-534	12/86	(?)	100.0	100.4	(?)	.4
High grades: pulp substitutes and deinking		5093-54	12/86	(?)	100.0	101.2	(?)	1.2
Northeast		5093-541	12/86	(?)	100.0	100.2	(?)	.2
North central		5093-542	12/86	(?)	100.0	100.7	(?)	.7
South		5093-543	12/86	(?)	100.0	102.0	(?)	2.0
West		5093-544	12/86	(?)	100.0	109.8	(?)	9.8
Waste paper exports		5093-55	12/86	(?)	100.0	108.6	(?)	8.6
Waste paper exports		5093-551	12/86	(?)	100.0	108.6	(?)	8.6
Waste materials other than metal and paper		5093-C	12/86	(?)	100.0	97.6	(?)	-2.4
Waste rags and textile waste		5093-6	12/86	(?)	100.0	98.6	(?)	-1.4
Waste rags and textile waste		5093-611	12/86	(?)	100.0	98.6	(?)	-1.4
Wiping cloths		5093-7	12/86	(?)	100.0	100.0	(?)	0
Wiping cloths		5093-711	12/86	(?)	100.0	100.0	(?)	0
Other waste materials and scrap, including rubber scrap and oil waste		5093-8	12/86	(?)	100.0	94.6	(?)	-5.4
Other waste materials and scrap, including rubber scrap and oil waste		5093-811	12/86	(?)	100.0	94.6	(?)	-5.4

¹ Industry and product class indexes may include products not shown separately.

² Data for September 1986 have been revised to reflect the availability of late reports and corrections by respondents. All data are subject to revision 4 months after original publication. Data are not seasonally adjusted.

³ Not available.

⁴ Seasonal product—no price available this month.
n.e.c. = Not elsewhere classified.

Table 6. Producer price indexes and percent changes for commodity groupings and individual items

(1967=100 unless otherwise indicated)

Commodity	Commodity code	Other index base	Index			Unadjusted percent change to Jan. 1967 From:	
			Sep. 1986 ¹	Dec. 1986 ¹	Jan. 1987 ¹	Jan. 1986	Dec. 1986
All commodities			297.5	298.1	300.9	-2.6	0.9
Industrial commodities			308.7	309.3	313.6	-3.2	1.4
Farm products, processed foods and feeds			254.0	254.6	251.5	0	-1.2
Farm products	01		224.1	226.8	220.2	-3.2	-2.9
Fresh and dried fruits and vegetables	011		268.1	271.6	249.7	-2.6	-8.1
Fresh fruits	0111		273.9	271.1	255.1	2.9	-5.9
Citrus fruits	01		217.8	218.4	213.5	4.3	-2.2
Grapefruits	0101		278.4	296.1	250.6	5.3	-15.4
Lemons	0104		117.4	148.4	141.1	-22.4	-4.9
Valencia oranges	0105		289.1	253.9	257.4	9.0	1.4
Navel oranges	0106		180.2	150.7	152.5	-9.3	1.2
Other fruits	02		297.6	293.0	272.0	2.4	-7.2
Delicious apples	0215		372.2	264.1	280.6	-3.1	6.2
McIntosh apples	0216		314.7	292.7	247.4	4.6	-15.5
Grapes	0218		370.7	(?)	(?)	(?)	(?)
Peaches	0219		182.9	(?)	(?)	(?)	(?)
Pears	0221		189.7	(?)	(?)	(?)	(?)
Strawberries	0222		382.3	(?)	347.8	-33.3	(?)
Cantaloupes	0223		180.0	(?)	(?)	(?)	(?)
Fresh and dried vegetables	0113		243.6	251.9	226.9	-7.0	-9.9
Dried vegetables, bulk	01						
Beans, dried	0101		263.5	(?)	(?)	(?)	(?)
Fresh vegetables, except potatoes	02		202.4	206.1	174.9	-20.5	-15.1
Cabbage	0211		297.1	314.2	331.3	-18.3	5.4
Carrots	0212		229.4	271.7	271.7	-4.3	0
Celery	0213		278.7	216.6	315.5	30.4	45.7
Sweet corn	0214		290.6	152.2	207.6	-40.0	36.4
Lettuce	0215		263.5	252.1	252.1	3.2	0
Onions	0216		233.6	248.1	288.6	50.7	16.3
Tomatoes	0217		79.1	148.6	79.1	-43.1	-46.8
Snap beans	0218		250.7	244.4	244.4	-16.1	0
Sweet potatoes	03		222.1	290.7	295.1	113.2	1.5
Sweet potatoes, New York	0331		218.4	291.1	301.5	123.0	3.6
Sweet potatoes, Chicago	0332		223.6	289.5	279.9	100.1	-3.3
White potatoes	04		330.8	350.5	367.2	39.5	4.8
Western, Chicago	0441		515.9	467.5	467.5	32.4	0
Midwestern, Chicago	0442		337.9	307.7	324.3	40.3	5.4
Eastern, New York	0443		264.4	329.6	352.6	100.0	7.0
Western, New York	0444		398.8	354.9	374.9	8.1	5.6
Western, Los Angeles	0445		352.6	408.3	(?)	(?)	(?)
Grains	012		132.6	149.7	140.9	-27.1	-5.9
Wheat	0121		153.8	168.8	168.4	-17.1	-2
Hard red winter, no. 1, ord. protein, Kansa	0101		151.0	163.9	161.5	-19.2	-1.5
Hard red spring, no. 1, ord. Minneapolis	0102		147.9	154.5	155.3	-17.2	.5
Soft white, no. 1, Portland, Oregon	0103		160.5	169.7	173.9	-21.7	2.5
Soft red winter, no. 2, St. Louis	0104		161.7	192.8	193.4	-10.6	.3
Hard amber durum, no. 1, Minneapolis	0105	12/84	74.0	85.5	83.8	-10.5	-2.0
Other grains	0122		119.3	137.7	125.5	-33.0	-8.9
Barley	01						
Barley, No. 2, feed, Minn.	0101		101.9	118.9	118.5	-12.8	-3
Corn	02						
Corn, No. 2, Chicago	0205		116.8	132.8	120.0	-37.1	-9.6
Oats	03						
Oats, No. 2, Minneapolis	0311		179.6	238.5	237.1	17.0	-6
Rye	04						
Rye, No. 2, Minneapolis	0415		137.5	171.8	169.7	-20.2	-1.2
Livestock	013		253.1	244.5	238.3	2.5	-2.5
Cattle	0131		231.1	232.3	233.4	2.4	.5
Steers	01		240.2	243.7	235.6	-2.0	-3.3
Prime	0101		281.4	293.5	284.9	1.1	-2.9
Choice	0111		241.9	244.7	236.6	-2.0	-3.3
Good	0122		232.8	236.4	228.1	-2.9	-3.5
Cows	02		226.6	210.0	240.2	18.4	14.4
Commercial	0231		225.3	208.0	238.3	24.0	14.6
Cutter and canner	0241		223.2	207.1	224.0	10.2	8.2
Calves	03		150.9	150.9	157.6	32.9	4.4
Choice, Lancaster stockyards	0351		92.5	92.5	101.5	4.4	9.7
Choice, South St. Paul	0353		210.0	210.0	210.0	50.0	0
Hogs	0132		292.6	251.3	220.8	1.3	-12.1
Barrows and gilts	01		294.0	254.1	221.9	.3	-12.7

See footnotes at end of table.

Table 6. Producer price indexes and percent changes for commodity groupings and individual items—Continued

(1967 = 100 unless otherwise indicated)

Commodity	Commodity code	Other index base	Index			Unadjusted percent change to Jan. 1987 From:	
			Sep. 1986 ¹	Dec. 1986 ¹	Jan. 1987 ¹	Jan. 1986	Dec. 1986
Hogs—Continued	0132						
210-240 lb.	0161		291.4	264.2	230.6	4.3	-12.7
Barrows and gilts, 270-300 lb.	0171		308.7	225.4	197.2	-12.7	-12.5
Sows	02						
Sows, 350-400 lb.	0281		292.5	233.2	218.9	13.4	-6.1
Lambs	0133						
Choice	0191		306.2	329.7	349.8	21.8	6.1
Live poultry	014		279.5	219.7	212.3	-2	-3.4
Chickens	0141						
Broilers and fryers	02		267.4	213.1	218.0	1.9	2.3
Turkeys	0142		281.8	211.9	166.8	-7.6	-21.3
Plant and animal fibers	015		107.9	176.7	192.3	-2.0	8.8
Raw cotton	0151						
Raw Cotton	0101		106.4	179.1	195.4	-2.3	9.1
Domestic apparel wool	0152						
64's, staple 2 3/4 in. and up	0101		141.1	141.3	144.4	4.8	2.2
62's, staple 3 in. and up	0108		156.1	156.1	160.2	1.3	2.6
60's, staple 3 in. and up	0107		140.8	140.8	149.0	7.4	5.8
58's, staple 3 1/4 in. and up	0108		128.4	128.4	132.6	10.4	3.3
54's staple 3 1/2 in. and up	0111		135.6	135.6	135.6	7.4	0
54's staple 3 1/2 in. and up	0111		128.4	130.8	130.8	3.8	0
Fluid milk	016		258.6	271.4	271.5	6.4	0
Milk eligible for fluid use	0161		248.5	260.8	260.7	6.8	0
Milk, fluid use	0102	06/73	191.5	200.9	200.9	6.9	0
Milk, manufacturing grade	0162		283.4	297.5	298.4	4.8	.3
Milk, manufacturing grade	0101	06/73	204.0	214.2	214.8	4.8	.3
Eggs	017		181.1	194.0	176.9	-7.7	-8.8
Eggs	0171						
Eggs, jumbo	02	12/84	81.5	86.3	86.3	6.5	0
Eggs, jumbo, grade A	0201	12/84	81.5	86.3	86.3	6.5	0
Eggs, extra large	03	12/84	98.9	104.7	95.6	-7.0	-8.7
Eggs, extra large, grade A	0301	12/84	99.6	105.4	96.3	-7.7	-8.6
Eggs, extra large, grade AA	0302	12/84	97.0	102.7	93.8	-5.1	-8.7
Eggs, large	04	12/71	161.9	172.7	157.3	-7.6	-8.9
Eggs, large, grade A	0401	12/84	99.1	105.7	96.3	-8.4	-8.9
Eggs, large grade AA	0402	12/84	97.8	104.3	95.1	-5.6	-8.8
Eggs, medium	05	12/84	95.3	103.0	92.6	-13.4	-10.1
Eggs, medium, grade A	0501	12/84	95.3	103.0	92.6	-14.0	-10.1
Eggs, medium, grade AA	0502	12/84	95.4	103.1	92.7	-11.6	-10.1
Eggs, small	06	12/84	69.6	101.8	83.9	-9.7	-17.6
Eggs, small, grade A	0601	12/84	69.6	101.8	83.9	-9.7	-17.6
Hay, hayseeds and oilseeds	018		189.8	199.7	200.9	.1	.6
Hay	0181		205.5	205.5	181.3	-21.1	-11.8
Alfalfa	0101		202.5	202.5	178.6	-21.1	-11.8
Hayseeds	0182		199.4	312.1	329.4	31.7	5.5
Alfalfa hayseeds	0101		172.6	287.6	287.6	29.5	0
Clover hayseeds	0111		303.2	344.5	372.4	9.7	8.1
Oilseeds	0183		187.2	196.3	202.1	3.8	3.0
Flaxseed	0101		160.3	160.3	160.3	-4.9	0
Peanuts	0111		321.0	428.0	401.3	50.0	-6.2
Cottonseed	0121		98.0	160.9	160.9	48.3	0
Soybeans	0131		180.6	172.8	180.4	-7.5	4.4
Other farm products	019		260.2	258.0	256.6	-7.4	-5
Leaf tobacco	0192						
Leaf tobacco	0101		239.6	230.8	229.1	-10.9	-7
Tree nuts	0193						
Processed foods and feeds	02		269.0	268.4	267.0	1.4	-5
Cereal and bakery products	021		280.5	280.6	279.1	-1.4	-5
Bakery products	0211		323.1	321.1	322.2	.8	.3
White pan bread	01		300.0	299.1	298.9	-7	-1

See footnotes at end of table.

Table 6. Producer price indexes and percent changes for commodity groupings and individual items—Continued

(1967=100 unless otherwise indicated)

Commodity	Commodity code	Other index base	Index			Unadjusted percent change to Jan. 1987 from:	
			Sep. 1986 ¹	Dec. 1986 ¹	Jan. 1987 ¹	Jan. 1986	Dec. 1986
Bakery products—Continued	0211						
White pan bread, northeast	0106	12/68	289.7	289.7	290.4	-4.5	0.2
White pan bread, north central	0107	12/68	293.5	293.9	292.1	-6	-6
White pan bread, south	0108	12/68	268.0	267.0	266.4	2.5	-2
White pan bread, west	0109	12/68	320.7	317.0	318.9	.5	.6
Other bread	04	12/80	125.6	125.7	126.0	1.0	.2
White hearth bread	0401	12/80	120.9	121.3	122.0	1.7	.6
Dark wheat bread	0402	12/80	126.5	126.5	126.7	.4	.2
Rye bread	0403	12/80	125.8	125.8	126.5	1.4	.6
Other variety bread	0404	12/80	130.9	131.0	131.0	.8	0
Bread type rolls	05	12/80	123.1	123.9	124.1	1.2	.2
Hamburger and weiner rolls	0501	12/80	123.7	123.9	124.0	1.0	.1
Brown and serve rolls	0502	12/80	124.3	(?)	115.8	(?)	(?)
English muffins	0503	12/80	120.6	(?)	132.3	5.3	(?)
Other bread type rolls	0504	12/80	120.4	120.6	120.9	-8	.2
Bread stuffing, croutons, and bread crumbs	06						
Sweet yeast goods	07	12/80	119.2	118.7	118.7	-5.3	0
Other sweet yeast goods	0702	12/80	116.1	115.4	115.4	-6.9	0
Soft cakes	08	12/80	136.1	131.7	133.3	2.9	1.2
Snack cakes	0801	12/80	141.6	134.1	134.1	1.6	0
Other soft cakes	0802	12/80	124.5	126.6	132.0	6.4	4.3
Pies	09	12/80	134.0	122.5	128.0	-1.9	4.5
Snack pies	0901	12/80	139.3	116.2	124.8	-6.7	7.4
Other pies	0902	12/80	127.1	130.7	130.7	(?)	0
Pastries	1101	12/80	126.3	127.0	127.0	(?)	0
Cake type doughnuts	12						
Cake type doughnuts	1201	12/80	123.9	123.9	123.9	-3.1	0
Cookies, crackers, and related products	21		377.8	377.5	378.0	3.1	.1
Cookies, ice cream cones, and toaster past	2103	06/83	114.7	114.5	114.6	2.9	.1
Crackers, cracker sandwiches and pretzels	2104	06/83	125.0	125.1	125.2	3.4	.1
Flour and flour base mixes and doughs	0212		190.5	192.6	192.2	-5.6	-2
Flour	03		162.3	164.5	164.6	-9.9	.1
Wheat flour	0301	06/83	85.4	86.6	86.6	-10.0	0
Flour base mixes and doughs	04						
Flour base mixes and doughs	0401	06/83	110.1	111.0	110.4	1.5	-5
Milled rice	0213		143.5	139.6	137.1	-28.5	-1.8
Head rice	01		148.6	144.2	141.3	-25.4	-2.0
Medium grain milled rice	0101		164.4	155.8	153.9	-25.8	-1.2
Long grain milled rice	0102		137.6	135.0	131.9	-25.1	-2.3
Other milled rice and byproducts	02						
Other milled rice and byproducts	0201	06/84	51.4	51.1	51.2	-52.2	.2
Other cereals	0214		314.1	321.3	311.6	1.7	-3.0
Pasta products	02	06/85	96.3	95.7	96.3	-3	.6
Macaroni, spaghetti, vermicelli, & other maca	0201	06/85	98.3	94.8	98.5	3.0	3.9
Noodle products	0202	06/85	89.2	96.8	89.0	-11.0	-9.9
Other cereals except pasta products	09	06/85	103.9	107.1	102.8	2.1	-4.0
Cornmeal, grits, and hominy	0902	06/83	90.2	89.7	88.1	-11.2	-1.8
Breakfast cereals, ready to serve	0904	12/83	119.2	125.3	119.1	4.6	-4.9
Breakfast cereals, cooked	0905	12/83	110.4	110.4	110.4	4.1	0
Manufactured starch	0907	06/85	89.3	86.3	85.1	-3.4	-1.4
Meats, poultry, and fish	022		273.9	266.4	263.1	4.2	-1.2
Meats	0221		251.9	243.6	238.2	2.8	-2.2
Beef and veal	01		219.8	219.8	217.1	-2.9	-1.2
USDA choice beef carcasses	0102		227.7	230.2	234.2	-9	1.7
USDA utility beef carcasses	0104		207.1	199.4	194.0	-5.7	-2.7
Other USDA graded and ungraded beef carcass	0108	12/80	89.6	88.4	90.3	-3	2.1
Primal and fabricated beef cuts	0111	12/80	84.3	86.1	81.0	-5.9	-5.9
Boneless beef including hamburger	0113	12/80	83.1	81.4	83.3	1.5	2.3
Variety meats (edible organs)	0115	12/80	74.4	81.6	75.1	-1.6	-8.0
Pork	04		291.5	263.4	250.4	8.2	-4.9
Slab bacon	0419	12/80	141.8	119.0	116.8	6.8	-1.8
Sliced bacon	0421		313.2	271.1	261.8	12.4	-3.4
Hams	0423		346.4	371.6	310.1	7.6	-16.6
Picnics	0424		230.2	223.3	222.2	4.3	-5
Boston butts	0425	12/70	301.3	263.1	255.8	9.9	-2.8
Pork loins	0431		270.0	225.8	221.6	3.4	-1.9
Other meats	05		271.3	274.2	273.9	9.3	-1
Frankfurters, skinless, all meat	0563		255.4	258.1	260.7	9.2	1.0
Bologna, all meat	0565		274.8	272.2	270.2	6.8	-7
Fresh pork sausage, roll, artificial casing	0567		331.3	334.7	331.2	16.0	-1.0
Processed poultry	0222		223.0	200.5	194.6	1.1	-2.9
Young chicken	03		212.0	186.9	185.7	2.1	-6
Whole broilers, wet ice, grade A, bulk	0316	12/69	209.1	173.4	178.0	3.2	2.7
Other wet ice pack bulk broilers	0317	12/81	130.7	111.5	111.4	-5	-1
Tray pack broilers	0319	12/81	118.3	117.8	111.9	6.3	-5.0

See footnotes at end of table.

Table 6. Producer price indexes and percent changes for commodity groupings and individual items—Continued

(1987 = 100 unless otherwise indicated)

Commodity	Commodity code	Other index base	Index			Unadjusted percent change to Jan. 1987 From:	
			Sep. 1986 ¹	Dec. 1986 ¹	Jan. 1987 ¹	Jan. 1986	Dec. 1986
Processed poultry—Continued	0222						
Frozen broilers	0321	12/81	130.3	134.6	130.1	5.3	-3.3
Mature chicken: hens/fowl	05	12/81	124.1	134.9	134.9	-9.3	0
Turkeys	06		237.3	209.9	178.0	-2.7	-15.2
Whole young hens, grade A, frozen	0602		224.8	203.1	148.1	-7.4	-27.1
Whole young toms, grade A frozen	0603		275.0	214.3	181.2	-13.3	-15.4
Other young turkey	0604	12/81	139.3	132.6	128.4	12.2	-3.2
Further processed poultry/small game	08	12/81	122.6	117.3	115.1	3.4	-1.9
Turkey, cooked or smoked	0804	12/81	121.0	117.2	116.7	3.9	-4
Chicken, cooked or smoked	0805	12/81	119.0	112.3	109.0	3.8	-2.9
Unprocessed and packaged fish	0223		527.5	569.4	604.7	14.7	6.2
Unprocessed fin fish	01		433.8	691.3	825.1	30.0	19.4
Haddock	0101		1,059.7	1,509.3	1,554.3	38.3	3.0
Halibut	0102		580.3	823.9	937.8	19.3	13.8
Salmon	0103		306.2	565.6	692.5	30.4	22.4
Fresh packaged fish and seafood	02		710.1	721.7	779.8	14.6	8.1
Frozen packaged fish and seafood	03		510.6	523.1	529.0	11.6	1.1
Frozen packaged fish, excluding shellfish	0311	12/82	109.8	113.3	116.1	12.8	2.5
Frozen packaged shellfish and other seafood	0313	12/82	100.5	102.6	102.6	10.6	0
Canned and cured seafood	04		332.4	334.6	338.5	8.3	1.2
Dairy products	023		250.3	254.4	253.9	3.3	-2
Fluid milk products	0231		202.9	207.2	209.4	4.1	1.1
Packaged fluid milk and related products	03	12/82	101.5	103.7	105.0	4.5	1.3
Fluid whole milk	0301		201.8	206.3	208.7	4.2	1.2
Lowfat milk (1/2-2%)	0302	12/82	99.8	102.0	104.1	4.6	2.1
Skim milk	0303	12/82	106.7	107.0	107.6	5.4	.6
Cream: light, heavy, sour, half & half, and	0304	12/82	105.8	108.3	107.9	3.6	-4
Cottage cheese	04						
Cottage cheese	0401	12/82	100.6	102.5	102.7	1.4	.2
Other milk products	05						
Other milk products	0501	12/82	105.4	107.1	106.5	2.3	-6
Butter	0232		234.8	235.1	211.3	-8	-10.1
Natural and processed cheese	0233		298.6	303.6	301.2	2.4	-8
Natural cheese, except cottage cheese	02	06/81	97.0	98.3	97.5	2.3	-8
American-type cheese	0211	06/81	95.6	96.9	95.6	2.2	-1.3
Italian-type cheese	0221	06/81	98.0	99.2	99.3	2.1	.1
Swiss cheese	0231	06/81	95.6	96.3	96.9	1.9	.6
Other natural cheese, except cottage	0251	06/81	97.6	99.3	98.7	5.1	-6
Processed cheese and related products	03	06/81	96.3	98.4	97.6	2.5	-8
Processed cheese	0311	12/72	199.9	208.1	202.6	3.4	-1.7
Cheese food	0313	06/81	106.7	108.0	107.9	1.0	-1
Cheese spread	0315	06/81	106.9	107.4	109.6	1.8	2.0
Ice cream and frozen desserts	0234		254.7	257.1	261.0	4.1	1.5
Ice cream and ices	0201	06/83	106.5	107.5	109.2	4.1	1.6
Condensed and evaporated milk	0235		394.1	399.1	397.5	3.2	-4
Dry milk products	02						
Dry milk products	0201	12/83	90.9	91.6	90.5	1.3	-1.2
Liquid milk products	03	12/83	105.4	108.0	107.8	5.5	-2
Canned milk products, consumer type ca	0301	12/83	108.0	110.9	110.9	6.6	0
Condensed and evaporated milk products	0303	12/83	93.6	94.8	94.1	0	-7
Processed fruits and vegetables	024		288.4	292.0	293.9	2.5	.7
Canned fruits and juices	0241		311.8	320.5	322.1	2.4	.5
Canned fruits	01		268.8	276.9	279.0	1.8	.8
Applesauce	0101		262.6	265.0	269.6	3.5	1.7
Apples	0102	06/81	99.4	102.6	102.6	.2	0
Fruit pie fillings	0123	06/81	110.8	110.8	110.8	1.7	0
Olives	0125	06/81	127.4	124.2	122.7	-1	-1.2
Peaches	0126		309.6	(?)	349.3	7.8	(?)
Canned fruit juices	02		379.5	389.3	390.1	3.0	.2
Prune juice	0248	12/67	260.8	266.5	266.5	2.2	0
Pineapple juice	0251		554.9	554.9	554.9	0	0
Grapefruit juice	0253		(?)	400.0	400.0	3.6	0
Apple juice	0255		373.7	374.9	378.3	.3	.9
Other whole fruit juices and mixtures	0259	06/81	116.8	120.5	120.7	3.5	.2
Frozen fruits, juices and ades	0242		310.8	325.1	333.4	3.0	2.6
Frozen fruits	02	06/81	119.6	119.9	121.8	4.7	1.6
Frozen blueberries	0206	06/81	138.8	139.8	147.5	3.9	5.5
Frozen juices and ades	03	06/81	92.8	98.2	100.9	2.4	2.7
Frozen orange juice	0301		295.0	319.2	332.4	1.2	4.1
Frozen grape juice	0303	06/81	105.2	107.1	107.1	2.3	0
Grapefruit juice	0304	06/81	133.7	131.6	133.8	14.1	1.7

See footnotes at end of table.

Table 6. Producer price indexes and percent changes for commodity groupings and individual items—Continued

(1967=100 unless otherwise indicated)

Commodity	Commodity code	Other index base	Index			Unadjusted percent change to Jan. 1987 From:	
			Sep. 1986 ¹	Dec. 1986 ¹	Jan. 1987 ¹	Jan. 1986	Dec. 1986
Frozen fruits, juices and ades—Continued	0242						
Other frozen fruit and berry juice, concent	0311	06/81	112.0	113.2	113.2	2.9	0
Citrus pulp	0321	06/81	88.3	88.3	88.3	13.8	0
Dried and dehydrated fruits	0243						
Prunes	0101	12/67	377.9	384.8	383.6	3.4	-3
Raisins	0102	12/67	286.4	286.4	286.4	0	0
Other dried and dehydrated fruit	0111	12/82	359.7	378.5	378.8	10.9	.1
.....			100.3	100.3	98.4	-4	-1.9
Canned vegetables and juices	0244						
Beets	0103	06/81	248.2	246.8	246.4	2.3	-2
Carrots	0104	06/81	126.1	133.3	135.9	7.3	2.0
Sweet corn whole kernal	0107		96.0	102.5	101.7	15.0	-8
Fresh lima beans	0109	06/81	200.4	204.6	204.2	19.9	-2
Green peas	0111		108.9	103.2	96.1	-11.9	-6.9
Beans, green and wax	0117		196.7	196.1	196.9	-5.5	.4
Vegetable combinations	0125	06/81	217.2	232.7	230.1	7.5	-1.1
Tomatoes	0128		113.4	(?)	113.4	-3.2	(?)
Tomato paste	0128	06/81	227.4	228.8	228.7	3.3	0
Tomato pulp and puree	0131	06/81	98.2	(?)	(?)	(?)	(?)
Tomato sauce	0133		108.4	109.6	105.4	-1.6	-3.8
Catsup	0137		277.1	277.8	277.6	2.2	-1
Tomato juice	0141		314.2	277.6	278.2	-1.4	.2
Mushrooms	0144	12/67	306.3	306.3	306.3	.4	0
White potatoes	0146	06/81	154.1	160.8	162.9	-2.1	1.3
.....			118.3	113.3	112.9	-4.6	-4
Frozen vegetables	0245						
Frozen green peas	0101		298.4	298.4	300.3	.4	.6
Frozen green beans	0103	06/81	319.9	319.9	319.9	0	0
Frozen broccoli	0104	06/81	109.6	108.4	108.8	-4	.4
Frozen Brussels sprouts	0105	06/81	104.8	104.8	104.8	2.1	0
Frozen French fried potatoes	0108		105.9	105.9	105.9	-2.6	0
Other frozen potato products	0109	06/81	321.9	325.0	326.9	.5	.6
Frozen cauliflower	0111	06/81	112.4	112.2	112.2	-2.2	0
Frozen succotash	0113	06/81	101.9	101.7	101.7	-1.3	0
Other frozen combinations	0115	06/81	105.2	102.9	103.5	1.3	.6
Frozen carrots	0116	06/81	103.4	103.5	103.5	-5.7	0
Frozen sweet cut corn, yellow	0117	06/81	135.1	127.5	127.5	11.0	0
Frozen sweet cob corn, yellow	0118	06/81	100.9	100.2	102.4	3.0	2.2
Frozen southern greens	0119	06/81	116.9	116.5	116.4	.7	-1
Other frozen vegetables	0121	06/81	119.1	(?)	(?)	(?)	(?)
.....			119.8	118.6	120.2	1.7	1.3
Dried and dehydrated vegetables	0246						
Potatoes, instant mashed	0101	12/67	230.0	228.0	233.3	10.8	2.3
Onions	0103	12/82	275.3	271.7	281.4	17.3	3.6
Other dried and dehydrated vegetables	0111	12/82	90.5	90.5	(?)	(?)	(?)
.....			97.4	97.4	98.1	.7	.7
Sugar and confectionery	025		297.6	299.7	298.0	2.3	-6
Raw cane sugar	0252						
Raw cane sugar	0101		293.2	294.4	299.7	5.5	1.8
Refined sugar	0253						
Granulated sugar	09	12/77	167.5	169.1	169.2	2.5	.1
Consumer units and individual services	0301	06/82	104.5	105.8	105.9	2.4	.1
Commercial units and bulk	0302	06/82	103.7	106.3	107.1	.7	.8
Confectioners' powdered sugar	04		104.8	105.6	105.4	3.1	-2
Confectioners' powdered sugar	0401	06/82	101.3	99.1	(?)	(?)	(?)
Confectionery materials	0254						
Chocolate coatings	0104	12/77	141.7	138.4	131.7	-3.9	-3.4
Other chocolate and cocoa products	0105	06/83	108.4	106.0	106.2	-2.3	.2
Corn sweeteners	0107	06/85	107.2	105.0	104.9	-3.6	-1
Confectionery end products	0255						
Chewing gum	02	12/77	101.9	95.0	88.9	-5.6	-6.4
Chewing gum	0201		157.4	159.7	159.1	3.5	-4
Candy and nuts	03	06/83	389.0	389.0	389.0	7.6	0
Chocolate and chocolate-type confectionery	0301	06/83	113.5	115.4	115.0	3.0	-3
Nonchocolate-type confectionery products	0302	06/83	114.5	115.4	113.2	-1.8	-1.9
Other confectionery products	0303	06/83	110.2	110.7	110.8	3.0	.1
Sweetening syrups and molasses	04	12/85	114.6	120.4	123.7	15.0	2.7
.....			101.6	101.8	101.7	2.7	-1
Beverages and beverage materials	026		292.1	292.8	289.4	-2	-1.2
Alcoholic beverages	0261						
Malt beverages	01		218.1	218.3	217.5	.6	-4
Bottled beer	0101		221.0	221.2	221.2	1.4	0
Canned beer	0103		225.4	225.3	225.2	1.6	0
Barrels and kegs	0105	06/82	214.7	215.1	215.0	1.6	0
Other malt beverages	0107	06/82	110.8	110.8	110.8	0	0
Distilled liquor, except brandy	02		101.3	101.3	101.5	-2.5	.2
.....			192.9	192.3	192.9	-2	.3

See footnotes at end of table.

Table 6. Producer price indexes and percent changes for commodity groupings and individual items—Continued

(1967=100 unless otherwise indicated)

Commodity	Commodity code	Other index base	Index			Unadjusted percent change to Jan. 1987 From:	
			Sep. 1986 ¹	Dec. 1986 ¹	Jan. 1987 ¹	Jan. 1986	Dec. 1986
Alcoholic beverages—Continued	0261						
Bottled liquor, except brandy	0215	06/83	105.1	105.2	105.3	0.8	0.1
Wines, brandy and brandy spirits	04	12/83	101.0	101.6	99.1	-.9	-2.5
Grape table wines	0431	12/83	98.3	99.9	97.2	-1.1	-2.7
Bulk wines	0432	12/83	99.9	99.9	97.9	(?)	-2.0
Other fruit and berry wines	0433	12/83	107.4	107.4	107.4	.3	0
Dessert wines	0434		275.8	275.8	275.8	3.5	0
Sparkling wines	0435	12/83	105.6	109.6	109.6	.7	0
Brandy and brandy spirits	0437	12/83	91.2	(?)	82.5	-11.0	(?)
Soft drinks	0262		348.9	351.6	351.8	2.0	.1
Cola, excluding diet cola	01		366.4	366.8	367.4	2.5	.2
Cola, bottled, excluding diet cola	0106		379.4	377.2	380.5	3.6	.9
Cola, cans, excluding diet cola	0121	06/81	106.7	109.3	108.0	0	-1.2
Cola, bulk, excluding diet cola	0131	06/81	109.2	109.2	110.1	2.4	.8
Other carbonated drinks	05	06/81	111.6	113.6	113.6	2.0	0
Carbonated orange soda	0502	06/81	106.0	107.6	107.7	1.3	.1
Lemon, lime and lemon-lime	0503	12/68	285.3	297.5	296.3	2.2	-.4
Root beer and sarsaparilla	0504	06/81	104.0	104.0	104.7	4.3	.7
Ginger ale	0505		265.4	265.4	265.4	1.0	0
Carbonated grape soda	0506	06/81	113.0	116.9	114.2	1.2	-2.3
Club soda	0507		215.7	214.9	215.7	-2.2	.4
Other carbonated nondiet soda	0509	06/81	109.7	112.0	112.3	1.9	.3
Diet cola	0511	06/81	114.8	114.2	114.7	2.0	.4
Other carbonated diet soda	0519	06/81	124.1	124.8	124.6	2.7	-.2
Noncarbonated soft drinks	06	06/81	118.5	117.5	117.4	-1.9	-1
Other noncarbonated fruit drinks and ades	0609	06/81	119.9	118.5	118.3	-.8	-.2
Packaged beverage materials	0263		420.6	420.3	395.0	-6.3	-6.0
Coffee (whole bean, ground, & instant)	01		444.8	444.5	412.3	-7.6	-7.2
Ground roasted coffee	0101		455.8	450.9	415.0	-10.7	-8.0
Soluble (instant) coffee	0103		400.8	409.6	397.5	-1.3	-3.0
Tea	03		249.5	249.5	249.5	(?)	0
Tea, in consumer packages	0313	12/85	101.8	101.8	101.8	(?)	0
Other beverage materials	0264		233.7	232.4	232.5	.4	0
Malt and malt byproducts	0101		209.0	203.3	203.5	-4.6	.1
Corn grits and flakes (for brewer's use)	0107	06/83	72.9	71.0	67.5	-23.9	-4.9
Liquid beverage bases, not used for soft dr	0109	12/85	101.2	100.7	100.9	.9	.2
Liquid beverage bases, used for soft drinks	0111	12/85	103.3	103.3	103.4	3.4	.1
Flavoring syrups for fountain, ice cream, h	0113	12/85	100.2	100.3	100.3	.4	0
Fats and oils	027		195.7	200.7	205.1	-11.2	2.2
Animal fats and oils	0271		240.6	255.2	266.0	-8.1	4.2
Lard commercial sizes (over 3 lbs)	0103	12/80	89.1	91.0	92.1	-7.3	1.2
Crude vegetable oils	0272		121.6	122.8	127.1	-23.3	3.5
Soybean oil, crude, not degummed	0101		131.6	127.3	129.7	-26.7	1.9
Soybean oil, crude, degummed	0105	06/80	65.4	65.4	69.3	-27.3	6.0
Cottonseed oil, crude	0111		90.0	107.1	108.8	-16.0	1.6
Vegetable oils, refined	0275		50.9	57.8	59.5	-7.3	2.9
Cottonseed oil, refined	0101	06/85	47.6	50.6	50.8	-15.9	.4
Shortening and cooking oil	0276		231.6	236.3	239.8	-8.1	1.5
Shortening, consumer sizes	0101	12/81	103.7	105.9	106.1	-.3	.2
Shortening, animal or veg/animal, commercia	0103	12/81	81.0	93.7	94.4	1.9	.7
Shortening, 100% vegetable, commercial	0105		206.9	222.5	219.6	-10.3	-1.3
Margarine	0109		238.1	238.6	247.5	-7.1	3.7
Salad and cooking oils	0111	12/81	98.7	97.5	99.6	-10.0	2.2
Miscellaneous processed foods	028		289.7	293.9	295.2	2.9	.4
Jams, jellies, and preserves	0281		340.0	343.4	338.5	.9	-1.4
Strawberry jams and preserves	0101		343.8	356.9	356.9	6.1	0
Other jams and preserves	0103	06/81	123.9	124.0	124.0	3.4	0
Grape jellies	0111		305.2	307.9	290.6	-1.9	-5.6
Other jellies	0117	06/81	(?)	135.1	(?)	(?)	(?)
Pickles and pickle products	0282		334.4	337.8	338.8	3.0	.3
Processed eggs	0283		184.1	202.2	176.9	3.3	-12.5
Frozen or liquid whole eggs	0101		168.5	(?)	159.5	(?)	(?)
Dried whole eggs	0102		146.8	174.9	147.2	-4.5	-15.8
Canned specialties	0284		267.7	271.2	269.4	2.8	-.7
Canned dry beans	0102	12/82	108.4	115.0	114.9	5.5	-.1
Canned specialty foods	0103	12/82	108.4	108.5	107.8	1.8	-.6
Canned soups	0104	12/82	124.8	124.2	122.6	2.7	-1.3

See footnotes at end of table.

Table 6. Producer price indexes and percent changes for commodity groupings and individual items—Continued

(1967 = 100 unless otherwise indicated)

Commodity	Commodity code	Other index base	Index			Unadjusted percent change to Jan. 1987 From:	
			Sep. 1986 ¹	Dec. 1986 ¹	Jan. 1987 ¹	Jan. 1986	Dec. 1986
Frozen specialties	0285		277.4	277.5	281.7	1.8	1.5
Frozen pies and other baked goods	0109	12/82	119.2	118.7	121.3	3.0	2.2
Frozen dinners, meat pies, ethnic foods	0111	12/82	115.1	115.2	116.4	1.6	1.0
Other frozen specialties	0113	12/82	108.0	108.4	110.4	1.2	1.8
Meat sauces	0286	06/81	127.9	127.9	127.9	-1.2	0
Other miscellaneous processed foods	0289		289.9	295.4	297.7	3.4	.8
Mayonnaise, salad dressings, and sandwich s	0102	12/86	(?)	100.0	100.0	(?)	0
Flavoring extracts, emulsions & other liqui	0151	12/85	100.9	103.4	103.3	3.3	-1
Miscellaneous flavoring powders and tablets	0153	12/85	101.6	101.4	101.8	.7	.4
Fruit, crushed or whole for fountain & ice	0155	12/85	105.2	105.3	106.5	5.0	1.1
Food colorings	0157	12/85	94.1	94.1	94.4	(?)	.3
Manufactured ice	0161	12/85	100.7	100.8	100.7	.7	-1
Chips (potato, corn, etc.)	0172	12/85	100.1	100.5	100.6	.6	.1
Cider and vinegar	0174	12/85	98.8	98.8	98.8	0	0
Other food preparations	0175	12/85	104.5	110.2	111.1	10.0	.8
Prepared animal feeds	029		202.2	200.5	199.0	-1.5	-7
Grain by-product feeds	0291		133.4	150.4	150.5	-8.6	.1
Wheat mill feed	0103	06/83	55.0	69.3	66.1	-22.2	-4.6
Corn mill feed	0105	06/83	60.8	58.2	55.9	-29.2	-4.0
Gluten feed, corn	0107		219.2	188.0	200.4	8.2	6.6
Vegetable cake and meal feeds	0292		219.8	203.3	199.3	.7	-2.0
Cottonseed cake and meal	0101		185.9	207.4	206.1	14.3	-6
Soybean meal	0111		221.1	197.3	194.2	-1.7	-1.6
Corn gluten meal	0113	06/85	129.7	148.8	147.8	3.2	-7
Formula feeds	0293		188.4	188.4	186.3	-4.5	-1.1
Poultry feeds: egg-type, broiler and turkey	0102	12/86	(?)	100.0	99.2	(?)	-8
Dairy cattle feeds, complete	0104	12/86	(?)	100.0	97.8	(?)	-2.2
Dairy cattle feeds, supplements and concentr	0106	12/86	(?)	100.0	98.1	(?)	-1.9
Swine feeds, complete	0108	12/86	(?)	100.0	98.3	(?)	-1.7
Swine feeds, supplements and concentrates	0112	12/86	(?)	100.0	99.3	(?)	-7
Beef cattle feeds, complete	0114	12/86	(?)	100.0	99.3	(?)	-7
Beef cattle feeds, supplements and concentr	0116	12/86	(?)	100.0	99.3	(?)	-7
Other poultry and livestock feeds	0118	12/86	(?)	100.0	100.5	(?)	.5
Miscellaneous feedstuffs	0294		221.8	223.3	224.0	3.3	.3
Pet food	02	12/79	132.5	133.1	133.3	1.9	.2
Dog and cat food	0202	12/85	101.6	101.8	101.9	1.7	.1
Other pet and specialty feeds	0203	12/85	100.7	103.7	103.7	(?)	0
Other than pet food	03	12/79	85.1	86.2	87.0	7.5	.9
Meat meal and meat and bone meal	0301		222.5	224.1	226.4	16.9	1.0
Dry rendered tankage	0303		194.1	202.4	194.6	10.1	-3.9
Fish scrap and meal	0305		234.0	245.9	243.7	5.3	-7
Grain, ground, rolled	0307	12/80	52.8	48.4	48.1	-24.4	-6
Mineral mixture	0309	12/80	100.9	101.7	(?)	(?)	(?)
Sugar beet pulp, all forms	0313	06/82	131.6	127.3	136.2	2.3	7.0
Feed grade condensed and evaporated mi	0315	12/83	83.8	86.2	87.0	-4.5	.9
Cottonseed hulls	0319	06/85	180.5	202.3	215.1	137.2	6.3
Textile products and apparel	03		211.1	211.0	211.6	.4	.3
Synthetic fibers	031	12/75	149.4	148.4	148.8	-2.0	.3
Unprocessed filament yarns	0315	12/75	158.1	157.7	158.4	-1.7	.4
Cellulosic	01		227.5	231.6	234.8	3.2	1.4
Non-cellulosic	02		160.2	158.8	159.5	-2.9	.4
Nylon textile yarn, selected deniers	0214	06/81	93.5	92.5	94.2	-2	1.8
Polyester textile yarn, deniers 56-89; 145-	0221	12/69	152.1	154.9	150.8	-3.9	-2.6
Fibrous glass yarn	0231	12/75	195.6	196.8	197.3	-3.6	.3
Staple, tow, and fiberfill	0318	06/81	87.6	86.4	86.5	-2.1	.1
Cellulosic	01						
Rayon staple and tow	0101	12/75	154.2	155.1	156.1	1.0	.6
Non-cellulosic	02	06/81	86.3	84.7	84.7	-2.9	0
Nylon and aramid	0201	06/81	111.5	107.6	107.5	-3.2	-1
Acrylic and modacrylic	0202	06/81	71.2	70.6	70.6	0	0
Polyester	0203	06/81	80.4	79.6	79.6	-4.3	0
Other non-cellulosic staple, tow, and fiber	0211	06/81	106.0	106.8	106.8	-5	0
Processed yarns and threads	032	12/75	141.5	141.2	140.3	.1	-6
Yarns	0326	12/75	138.2	137.8	136.9	.1	-7
Cotton	01		226.9	229.5	224.2	-1.7	-2.3
Gray combed cotton yarn	0102	12/82	100.9	101.2	102.9	3.1	1.7
Gray carded cotton yarn	0104	12/82	91.5	93.2	88.7	-5.1	-4.8
Finished cotton yarn	0107	12/82	105.6	105.8	106.4	3.6	.6

See footnotes at end of table.

Table 6. Producer price indexes and percent changes for commodity groupings and individual items—Continued

(1967 = 100 unless otherwise indicated)

Commodity	Commodity code	Other index base	Index			Unadjusted percent change to Jan. 1987 From:	
			Sep. 1986 ¹	Dec. 1986 ¹	Jan. 1987 ¹	Jan. 1986	Dec. 1986
Yarns—Continued	0326						
Wool	02		188.5	189.0	189.0	0.2	0
Wool machine, knitting yarn	0221	12/75	181.6	181.7	181.7	-.8	0
Wool carpet and rug yarn	0223	12/82	96.4	(?)	97.7	1.3	(?)
Synthetic	03	12/75	136.9	136.0	135.5	.4	-.4
Rayon and/or acetate yarn	0301	12/82	101.4	101.4	101.8	1.0	.4
Acrylic and/or modacrylic yarn	0303	12/82	99.8	100.0	100.3	5.2	.3
Polyester spun yarn	0305	12/82	99.5	100.1	100.1	3.3	0
Textured polyester filament yarn	0307	12/82	111.9	106.5	102.2	(?)	-4.0
Textured nylon filament yarn	0309	12/82	104.5	104.2	105.0	.e	.8
Other synthetic yarn	0313	06/83	101.9	102.3	102.4	2.0	.1
Covered elastic yarn	0315	06/84	102.9	103.4	103.7	.9	.3
Threads	0327	12/75	179.6	180.8	180.7	.6	-.1
Cotton	01		319.7	320.0	320.1	.1	0
Cotton thread, industrial use	0101	12/75	190.6	190.7	190.8	.1	-.1
Synthetic and silk	03	12/75	155.8	159.3	159.1	2.1	-.1
Industrial use	0337	06/84	98.6	101.3	101.2	2.6	-.1
Gray fabrics	033	12/75	149.5	149.7	150.0	-.9	.2
Broadwovens	0337	12/75	149.3	149.7	149.9	-1.0	.1
Cotton	01	12/75	154.6	154.7	156.6	1.0	1.2
Plain printcloth	0101	12/75	147.9	150.5	(?)	(?)	(?)
Sheeting	0103	12/75	129.0	124.7	127.8	(?)	2.5
Osnaburg	0105	06/76	126.0	124.0	128.0	(?)	3.2
Cotton duck & allied fabrics	0109	06/76	161.6	164.6	166.8	-3.2	1.3
Drill	0111	12/75	142.2	141.1	144.0	.6	2.1
Wool	02						
Wool broadwoven fabric	0201	06/85	98.5	98.8	99.6	.7	.8
Synthetic	03	12/75	144.1	144.6	144.2	-2.0	-.3
100% filament nylon taffeta	0341	12/75	128.8	134.5	137.7	1.4	-.6
100% spun polyester/cotton bed sheeting	0353	06/81	100.1	100.1	98.4	-8.0	-1.7
100% spun polyester/cotton twill	0361	06/81	82.1	79.6	(?)	(?)	(?)
100% spun polyester/cotton plain print clot	0363	12/75	144.5	146.1	146.4	2.9	.2
100% spun polyester/cotton, other weaves	0367	06/81	97.5	94.9	96.8	-4.2	2.0
100% spun polyester/rayon fabric	0369	06/81	105.7	105.6	103.6	-.1	-1.9
Speciality fabric	0371	06/81	99.6	101.5	101.3	-1.7	-.2
Knits	0338	12/75	148.2	148.2	149.8	.9	1.1
Circular knits, except hosiery	03						
Circular knits, except hosiery	0301	06/81	97.4	97.4	98.6	1.2	1.2
Warp knits, except hosiery	04						
Warp knits, except hosiery	0401	06/81	101.7	101.7	102.7	.8	1.0
Other fabrics	0339						
Tire cord fabric	0101	06/84	101.5	99.7	99.3	-1.4	-.4
Finished fabrics	034	12/75	126.3	126.3	127.9	1.3	1.3
Broadwovens	0342	12/75	139.9	139.4	143.5	2.4	2.9
Cotton	01	12/75	137.9	137.3	137.0	.1	-.2
Dyed and finished denim	0123	12/82	105.5	102.3	102.5	-2.0	.2
Printed and finished fabric	0125	12/82	111.0	112.1	112.1	-.4	0
Other finished fabric	0126	12/82	108.4	107.4	(?)	(?)	(?)
Wool	02		197.7	196.3	198.0	-.9	.9
Apparel fabrics	0203	06/85	97.4	96.4	97.3	-2.4	.9
Non-apparel fabrics and felts	0207	06/85	103.8	103.9	104.2	2.7	.3
Synthetic	03	12/75	130.2	130.0	135.7	3.7	4.4
Polyester/cotton, dyed and finished fabric	0372	12/82	100.0	99.6	104.4	2.8	4.8
Dyed & finished fabric, ex. polyester/cotto	0373	12/82	104.2	104.3	110.3	5.7	5.8
Printed and finished fabric	0374	12/82	103.2	102.5	101.7	-1.6	-.8
Other finished fabrics	0375	12/82	107.4	107.6	107.5	.1	-.1
Knits	0343	12/75	109.1	109.2	109.5	.6	.3
Circular knit outerwear fabric	04	06/81	96.9	96.7	96.7	0	0
100% spun yarn single knits	0403	06/81	99.8	99.0	99.0	-.3	0
100% spun yarn interlock or eightlock doubl	0413	06/81	102.2	102.2	102.2	-.9	0
Other circular knit fabric	05	06/81	100.4	101.4	103.0	1.4	1.6
Warp knit outerwear fabric	06	06/81	101.8	101.8	101.8	.8	0
Fabric, except acetate and triacetate	0603	06/81	97.3	(?)	(?)	(?)	(?)
Warp knit underwear and nightwear fabric	07	06/81	98.7	93.7	98.7	.2	0
Chiefly nylon tricot, simplex, & milanese f	0703		167.5	167.5	167.5	.2	0
Other warp knit fabric	08	06/81	108.0	108.0	108.0	2.5	0
Other warp knit fabric	0801	06/81	108.0	108.0	(?)	(?)	(?)
Narrow fabrics	0344	06/76	139.3	140.5	140.3	.5	-.1
Woven narrow fabric	0202	06/84	98.3	99.3	99.1	.1	-.2
Braided narrow fabric	0203	06/84	105.3	105.7	105.7	1.6	0
Nonwovens and felt goods	0345	06/76	127.0	126.9	126.9	.3	0

See footnotes at end of table.

Table 6. Producer price indexes and percent changes for commodity groupings and individual items—Continued

(1967 = 100 unless otherwise indicated)

Commodity	Commodity code	Other index base	Index			Unadjusted percent change to Jan. 1987 From:	
			Sep. 1986 ¹	Dec. 1986 ¹	Jan. 1987 ¹	Jan. 1986	Dec. 1986
Nonwovens and felt goods—Continued	0345						
Nonwoven fabrics	0321	06/76	126.6	126.3	126.3	0.4	0
Pressed wool felt	0331	12/85	101.6	101.6	101.6	1.6	0
Punched or needled felt	0332	12/85	102.2	102.8	103.1	3.1	.3
Coated fabrics, not rubberized	0346	06/85	100.4	100.3	100.9	.7	.6
Vinyl coated or laminated fabric	0102	06/85	100.3	100.3	100.2	-.2	-.1
Polyurethane and other coated or laminated	0103	06/85	100.5	100.5	102.4	2.6	1.9
Embroideries and lace goods	0347	06/85	100.6	101.1	99.7	-.5	-1.4
Embroideries	01	06/85	100.3	100.8	99.4	-.4	-1.4
Schiffli machine embroideries	0105	06/85	100.4	101.4	101.2	1.3	-.2
Other embroideries and needlework on fabric	0106	12/85	100.4	100.7	98.9	-1.1	-1.8
Lace goods	02	12/85	103.4	103.4	103.4	0	0
Apparel & other fabricated textile prods	038	12/77	136.7	138.6	139.0	.9	.3
Apparel	0381		206.8	206.7	207.5	1.2	.4
Women's	01		185.3	184.1	184.5	.9	.2
Skirts, including uniforms	0122	12/77	126.6	129.6	129.1	-.3	-.4
All other outerwear, n.e.c.	0143	06/83	102.5	103.6	103.6	.4	0
Sweaters, jackets, and jerseys	0144	12/84	101.5	101.3	98.4	1.9	-2.9
Dresses	0145	12/84	(²)	101.7	(²)	(²)	(²)
Suits	0146	12/84	97.2	97.2	97.2	(²)	0
Slacks, jeans, and dungarees	0151	12/84	99.8	100.2	100.2	3.6	0
Blouses, waists & shirts exc. knit sport &	0152	12/77	168.1	168.1	169.1	1.6	.6
Knit outerwear sportshirts, incl. sweatshir	0153	12/77	153.9	153.9	153.9	1.8	0
Separate tailored suit-type jackets, incl.	0162	12/77	115.7	116.0	116.0	(²)	0
Tailored coats, ex. fur, all leather & rain	0163		149.6	136.4	136.4	-1.9	0
Leather coats and jackets	0166	12/85	106.8	106.8	106.8	6.8	0
Finished full-fashioned hosiery	0168	06/84	100.0	100.0	100.0	0	0
Finished seamless and simulated seamed hosi	0169	06/84	101.1	100.9	101.1	-.3	.2
Unfinished seamless and simulated seamed ho	0171	06/84	101.3	101.5	101.5	1.7	0
Brassieres	0174		236.2	231.6	239.4	1.8	3.4
Girdles, corsets, combinations and accessor	0175		206.3	208.3	212.2	3.2	2.9
Panties	0176		156.6	158.3	158.3	.4	0
Slips, half slips, and petticoats	0177	12/77	146.0	154.3	150.7	.7	-2.3
Nightwear	0178		165.2	165.3	168.1	5.2	1.7
Ladies' robes, dressing gowns and housecoat	0179	12/77	123.9	126.2	125.6	1.5	-.5
Underwear, except slips and panties	0181	06/83	120.1	122.9	128.7	5.1	4.7
Bathing suits	0182	12/77	152.9	155.9	155.9	(²)	0
Washable service apparel	0188	12/77	147.5	147.5	147.5	(²)	0
Men's and boys'	02		233.7	234.4	236.1	2.0	.7
Men's business & other suits, regular & lig	0207	12/80	101.8	115.8	116.7	5.2	.8
Men's trousers, except uniform, chiefly woo	0211	12/81	108.4	109.3	109.4	1.6	.1
Men's trousers, except uniform, chiefly cot	0213	12/81	104.9	107.8	108.4	17.6	.6
Men's trousers, except uniform, other fabri	0215	12/81	110.6	109.2	110.1	1.4	.8
Men's denim jeans and jean cut casual slack	0217	12/81	106.3	106.3	106.3	0	0
Men's corduroy jean and jean cut casual sl	0218	12/81	101.8	101.8	101.8	-.1	0
Men's jeans and jean cut casual slacks	0219	12/81	(²)	102.0	(²)	(²)	(²)
Men's washable service apparel	0221	12/81	102.2	102.2	102.2	.1	0
Men's one-piece work suits	0222	12/81	104.7	104.7	104.5	.6	-2
Men's work pants	0225		253.3	253.3	253.3	-.1	0
Men's dungarees and overalls	0227	12/77	152.0	152.0	152.4	.6	.3
Men's and boys' work shirts	0228	06/83	105.1	105.1	104.9	-.2	-2
Men's other work clothing	0229	06/83	107.5	107.5	107.4	.8	-1
Men's sport coats & jackets, business type	0256	12/80	116.6	116.2	116.5	-.6	.3
Men's/boys' sweaters, jackets, and jerseys	0258	12/84	102.2	101.6	102.8	3.2	1.0
Men's & boys' raincoats & other waterproof	0266	06/85	101.1	100.8	100.8	.8	0
Men's and boys' leather coats and jackets	0267	12/85	100.7	100.7	100.6	3.9	-1
Men's finished hosiery	0272	12/77	157.6	157.6	157.6	-.1	0
Men's unfinished hosiery	0273	06/84	99.2	99.2	99.2	-.3	0
Men's and boy's knit undershirts	0274		274.5	272.1	272.1	-1.7	0
Men's and boy's knit shorts and briefs	0275	12/77	142.8	142.8	142.8	-1.4	0
Men's and boys' robes and dressing gowns	0279	06/85	100.5	100.5	100.5	.9	0
Men's/boys' swimwear, athletic shorts & oth	0281	12/84	106.5	106.8	107.4	5.6	.6
Men's and boy's neckwear	0282	12/73	137.8	137.8	137.9	2.1	.1
Boys' dress and sport trousers	0292	12/81	93.5	(²)	(²)	(²)	(²)
Boys' denim jeans and jean-cut casual slack	0293	12/81	107.9	107.9	107.9	1.6	0
Boys' jeans & jean-cut casual slacks, other	0294	12/81	96.7	97.2	97.2	-1.9	0
Boys' work clothing, except jeans and work	0295	12/81	116.9	117.0	117.3	1.0	.3
Men's/boys' shirts, excl. sport & sweatshir	0296	12/84	105.2	104.8	105.7	2.1	.9
Men's/boys' woven sportshirts	0297	12/84	100.8	104.8	100.8	.6	0
Men's/boys' knit sportshirts incl. sweatshi	0298	06/83	96.9	95.4	98.4	3.4	3.1
Girls', children's and infants'	03		202.9	204.4	205.0	-.1	.3
Dresses/blouses/shirts, ex. knit sport & sw	0349	12/84	103.1	105.2	105.1	2.6	-.1
Knit sport and sweatshirts	0351	12/84	96.3	96.0	96.2	-4.0	-.2
Coats, coat and legging, and snowpant sets	0352	12/84	100.1	(²)	(²)	(²)	(²)
Sweaters, jackets, and jerseys	0354	12/84	102.4	102.4	105.4	3.1	2.9
Other outerwear, n.e.c.	0355	12/84	98.9	98.1	98.1	-2.9	0
Infants' and children's anklet hosiery	0363	06/84	103.0	103.0	103.0	.3	0

See footnotes at end of table.

Table 6. Producer price indexes and percent changes for commodity groupings and individual items—Continued

(1967 = 100 unless otherwise indicated)

Commodity	Commodity code	Other index base	Index			Unadjusted percent change to Jan. 1967 From:	
			Sep. 1986 ¹	Dec. 1986 ¹	Jan. 1987 ¹	Jan. 1986	Dec. 1986
Apparel—Continued	0381						
Infants' and children's knee-high hosiery	0364	12/77	139.2	139.2	139.2	1.8	0
Other infants' and children's finished hosiery	0365	06/84	99.2	99.2	99.2	0	0
Underwear	0366	06/82	112.5	112.5	116.0	3.2	3.1
Nightwear	0369	06/82	101.9	106.5	106.8	.2	.3
Miscellaneous apparel and accessories	04	12/83	103.5	104.0	103.8	.2	-.2
Fur products	0407	12/85	102.4	102.3	102.3	.2	0
Millinery	0409	06/85	99.7	99.7	99.7	-.3	0
Hats and hat bodies, except cloth and millinery	0411	06/85	103.8	105.0	105.0	1.0	0
Cloth hats and caps	0412	06/85	102.4	102.6	101.8	.4	-.8
Fabric workgloves and mittens	0419	06/85	100.1	101.2	102.4	2.3	1.2
Waterproof outer garments, n.e.c.	0421	06/85	104.3	104.0	104.0	.1	0
Leather & sheep lined clothing, ex. coats & belts, other than leather	0423	12/85	97.0	100.5	(²)	(²)	(²)
Belts, other than leather	0425	06/85	100.5	101.2	99.8	-5.2	-1.4
Knit products, n.e.c.	0429	12/85	100.0	100.0	100.6	.6	.6
Apparel and accessories, n.e.c.	0441	12/85	100.6	101.3	101.3	1.2	0
Textile housefurnishings	0382		241.4	241.8	240.2	.3	-.7
Bed clothes	01	12/77	141.6	142.1	144.5	4.3	1.7
Bedspreads and bedsets	0102		250.1	246.9	249.4	3.6	.2
Other textile housefurnishings	03	06/83	100.9	100.9	99.1	-1.8	-1.8
Towels and wash cloths	0303	12/75	164.1	164.7	164.5	-.5	-.1
Draperies	0307	12/69	187.3	186.8	187.0	.6	.1
Curtains, except lace	0308	06/84	100.7	100.7	101.0	-.3	.3
Other textile housefurnishings, n.e.c.	0311	06/83	101.6	101.5	97.4	-3.8	-4.0
Fabricated products, n.e.c.	0383	12/77	142.7	142.1	142.5	-1.7	.3
Camping equipment	02						
Camping tents	0212	12/77	135.7	140.1	136.7	.7	-2.4
Sleeping bags	0213	12/85	101.2	99.1	99.1	(²)	0
Industrial and other fabricated products	03	12/77	143.4	142.6	143.1	-2.0	.4
Men's/boys' suit, coat findings & hat	0305	12/83	104.6	104.6	104.6	2.0	0
Automotive trimmings	0308	12/83	106.5	106.4	106.3	-5.5	-.1
Other trimmings and findings	0311	12/83	104.2	104.2	104.3	.4	.1
Hard fiber cordage and twine	0323	06/85	75.2	77.1	(²)	(²)	(²)
Soft fiber cordage and twine, except cotton	0324	06/85	108.7	107.5	107.4	7.5	-.1
Tarpaulins and other covers	0332	12/77	175.3	176.3	176.3	.9	0
Textile bags	0341	12/85	97.0	98.0	98.5	-1.0	.5
Tents, other than camping tents	0343	12/85	100.3	100.3	100.3	.3	0
Awnings	0344	12/85	103.1	106.3	106.5	4.6	.2
All other industrial and fabricated product	0351	12/85	100.0	99.8	100.3	.3	.5
Textile fibers, yarns and fabrics, n.e.c.	039	06/85	94.0	97.7	97.2	-.6	-.5
Textile fibers, yarns and fabrics, n.e.c.	0391						
Textile fibers, yarns, and fabrics, n.e.c.	01	06/85	96.6	97.0	97.1	-.8	.1
Jute and linen goods, including yarns & fabrics	0101	06/85	106.4	106.4	(²)	(²)	(²)
Scouring and combing mill products, n.e.c.	0102	06/85	96.6	97.6	98.0	(²)	.4
Padding and upholstery filling	0104	12/85	99.6	99.7	99.8	-.3	.1
Other non-fabricated products, n.e.c.	0109	06/85	88.3	88.2	88.2	-11.8	0
Textile waste	02	12/85	88.1	102.3	101.2	1.4	-1.1
Waste rags and textile waste	0202	12/86	(²)	100.0	98.6	(²)	-1.4
Used wiping cloths	0203	12/86	(²)	100.0	100.0	(²)	0
Hides, skins, leather, and related products	04		296.4	301.5	300.7	2.4	-.3
Hides and skins	041						
Cattle hides	0411		497.9	541.7	533.8	5.4	-1.5
Packer, branded cow	0102		421.1	444.5	437.2	6.5	-1.6
Packer, butt brander	0114	12/80	152.7	149.0	(²)	(²)	(²)
Other cattle hides	0116	12/80	120.4	139.3	138.3	6.9	-.7
Leather	042		388.4	405.5	395.3	7.3	-2.0
Finished cattlehide and kipside leather	0421		389.1	400.7	395.3	6.8	-1.3
Sole leather	01		425.3	409.2	408.9	9.5	-.1
Upper leather, including patent	02		358.2	374.1	368.3	6.7	-1.6
Dress and casual shoe	0201	06/81	117.5	122.3	120.5	7.6	-1.5
Other upper leather	0202	06/81	117.7	125.3	122.6	1.8	-2.2
Other grains except offal	03	06/81	132.8	137.3	134.9	7.4	-1.7
Other grains	0304	06/81	133.5	135.9	136.6	6.7	2.0
Finished splits	04						
Finished splits	0401	06/81	99.3	101.1	101.1	2.8	0
Finished sheep and lamb leather	0423		386.1	449.5	456.5	19.7	1.6
Garment leather	0103	12/69	453.3	525.3	533.5	19.7	1.6
Rough, crust, and wet blue	0425						
Footwear	043		262.1	263.8	264.6	2.0	.3

See footnotes at end of table.

Table 6. Producer price indexes and percent changes for commodity groupings and individual items—Continued

(1967 = 100 unless otherwise indicated)

Commodity	Commodity code	Other index base	Index			Unadjusted percent change to Jan. 1987 From:	
			Sep. 1986 ¹	Dec. 1986 ¹	Jan. 1987 ¹	Jan. 1986	Dec. 1986
Men's footwear	0431		308.3	309.5	310.0	2.8	0.2
Men's leather upper footwear	01		310.4	311.7	312.2	2.7	.2
Dress and casual shoes	0113	12/80	113.6	114.0	114.1	1.9	.1
Boots	0115	12/80	117.0	118.2	118.5	2.4	.3
Work shoes or boots	0117	12/80	124.5	125.1	125.4	4.2	.2
Houseslippers, except slipper socks	0118	06/85	106.0	106.0	106.4	6.8	.4
Men's non-leather upper footwear	03						
Plastic upper footwear	0301	12/80	107.4	107.4	(?)	(?)	(?)
Men's other upper dress and casual shoes	0303	06/83	(?)	(?)	90.5	(?)	(?)
Women's footwear	0432		232.3	234.8	235.3	1.3	.2
Women's leather upper footwear	01		223.0	226.1	227.6	1.2	.7
Dress shoes	0101	12/80	114.4	114.4	114.4	1.9	0
Casual shoes	0103	12/80	107.7	107.1	108.3	1.3	1.1
House slippers, except slipper socks	0104	06/85	106.5	106.5	109.2	5.5	2.5
Sandals	0105	12/80	89.4	80.1	80.1	3.0	0
Boots	0107	12/80	(?)	(?)	107.3	-2.5	(?)
Women's plastic upper footwear	03	12/80	104.5	104.6	104.5	-8	-1
Dress shoes	0301	12/80	106.0	106.0	106.0	-2.5	0
Casual shoes	0303	12/80	109.1	109.5	109.1	.2	-.4
Sandals	0305	12/80	85.2	85.2	(?)	(?)	(?)
Women's other non-leather upper footwear	04	12/80	122.1	124.0	123.3	5.1	-.6
Casual footwear	0403	12/80	(?)	(?)	105.5	(?)	(?)
House slippers, except slipper socks	0407	06/85	110.2	110.2	110.3	6.8	.1
Children's footwear (size 8 1/2 - 12)	0433		219.6	219.6	223.2	1.6	1.6
Children's leather upper footwear	0141	06/80	121.7	121.7	121.6	-.1	-.1
Children's non-leather upper footwear	0143	06/80	(?)	(?)	112.2	(?)	(?)
Non-leather house slippers, except slipper	0145	06/85	100.0	(?)	(?)	(?)	(?)
Misses' footwear (size 12 1/2 - 2 1/2)	0434	06/80	104.2	104.2	104.2	.1	0
Misses' leather upper footwear	0147	06/80	104.4	104.4	104.4	0	0
Misses non-leather upper footwear	0149	06/80	103.8	103.8	(?)	(?)	(?)
Youths', boys' ftwear. (size 12 1/2-6)	0435	06/80	120.0	120.0	120.0	0	0
Youths' and boys' leather upper footwear	0153	06/80	(?)	(?)	116.2	(?)	(?)
Infants', babies' ftwear. (size 1-8)	0436	06/80	117.0	117.0	116.9	.1	-.1
Infants' and babies' leather upper footwear	0159	06/80	116.9	116.9	116.8	.3	-.1
Athletic footwear	0437	06/80	107.5	109.9	111.7	4.4	1.6
Athletic footwear designed for sports	0165	06/80	(?)	(?)	127.8	(?)	(?)
Other footwear	0438						
Other footwear	0169	06/80	112.5	112.4	113.4	3.0	.9
Other leather and related products	044		272.6	272.4	274.0	-.7	.6
Luggage and small leather goods	0441		220.1	219.7	221.1	-1.3	.6
Hand luggage	0112	12/84	92.7	92.7	93.1	-8.3	.4
Luggage other than hand luggage	0113	12/84	104.8	102.1	105.7	1.6	3.5
Women's & children's handbags & purses	0128	06/82	115.5	115.5	115.5	.7	0
Other personal leather goods	0132	06/82	111.7	111.9	111.9	.5	0
Gloves	0442		339.8	338.9	342.1	1.0	.9
All leather dress & semidress gloves and mi	0103	06/85	101.5	101.5	103.7	3.0	2.2
All leather work gloves and mittens	0104	06/85	100.3	99.9	100.4	.4	.5
Industrial leather	0443		387.6	387.6	387.5	1.4	0
Industrial leather belting/other industrial	0103	06/85	102.0	102.0	102.0	1.5	0
Footwear cut stock	0444		449.7	451.1	453.1	3.7	.4
Boot and shoe cut stock and findings	0102	12/84	104.4	104.7	105.2	3.7	.5
Leather/leather-like goods, n.e.c.	0445	06/85	97.4	97.2	97.7	-3.4	.5
Leather/leather-like goods, other than belt	0101	06/85	101.2	100.7	100.4	-.1	-.3
Leather belts	0111	06/85	94.6	94.8	95.9	-5.6	1.2
es at end of table.	See						
Fuels and related products and power	05		452.6	435.9	462.4	-25.5	6.1
Coal	051		537.7	535.0	537.1	-.9	.4
Anthracite	0511		635.5	640.1	641.6	-.7	.2
Prepared anthracite shipped	01		622.1	629.5	631.3	(?)	.3
Unprepare anthracite shipped	0214	12/86	(?)	100.0	(?)	(?)	(?)
Bituminous coal	0512		533.6	530.7	532.7	-.9	.4
Spot sales of prepared bituminous coal	02		430.2	423.0	424.4	-2.0	.3
Steam electric utilities	0209	12/73	138.2	135.5	136.2	-1.7	.5
Metallurgical/coke producers	0212		(?)	(?)	677.4	(?)	(?)

See footnotes at end of table.

Table 6. Producer price indexes and percent changes for commodity groupings and individual items—Continued

(1967=100 unless otherwise indicated)

Commodity	Commodity code	Other index base	Index			Unadjusted percent change to Jan. 1967 From:	
			Sep. 1986 ¹	Dec. 1986 ¹	Jan. 1987 ¹	Jan. 1986	Dec. 1986
Bituminous coal—Continued	0512						
All other industrial users	0215	06/83	95.6	95.7	95.6	-3.3	-0.1
Contract sales of prepared bituminous coal	03	06/76	150.5	149.9	150.9	-9	.7
Steam electric utilities	0301	06/76	192.6	192.1	193.5	-2	.7
Metallurgical/coke producers	0303	06/76	(?)	(?)	92.8	(?)	(?)
All other industrial users	0306	06/76	126.5	(?)	125.8	-2.6	(?)
Prepared bituminous coal, resid./comm. use	05	12/86	(?)	100.0	100.0	(?)	0
Prepared bituminous coal for export	0601	12/86	(?)	100.0	(?)	(?)	(?)
Prepared bituminous coal, intracomp. trans	07	12/86	(?)	100.0	100.9	(?)	.9
Unprepared coal	08	12/81	114.8	113.4	111.4	(?)	-1.8
Coke oven products	052		406.2	387.6	373.8	-10.2	-3.6
Coke	0522						
Coke	0101		401.6	383.3	367.3	-10.6	-4.2
Other coke furnace products	0198	12/86	(?)	100.0	99.2	(?)	-8
Gas fuels	053		776.2	742.1	774.1	-25.2	4.3
Natural gas ²	0531		1078.5	1023.7	1066.8	-18.2	4.2
Interstate	0102		379.3	346.1	365.0	-14.1	5.5
Intrastate	0103		140.0	152.6	153.0	-29.7	.3
Liquefied petroleum gas	0532		295.9	294.2	309.0	-51.0	5.0
Propane	0104	06/77	100.3	90.8	90.8	-49.4	0
Butane	0105	06/77	98.2	100.1	113.9	-59.3	13.8
Ethane	0106	06/77	69.8	71.7	73.3	-28.5	2.2
Other natural gas liquids	0107	06/84	36.7	43.5	46.2	-51.6	6.2
Electric power	054		466.8	447.0	444.1	-2.7	-6
Commercial power, 40 kw demand	0542		385.9	365.6	362.6	-3.5	-8
New England	1101	12/70	346.9	313.6	314.4	(?)	.3
Mid-Atlantic	1204	12/70	378.9	343.9	340.7	-5.6	-9
East North Central	1307	12/70	359.8	334.3	332.1	-1.2	-7
West North Central	1411	12/70	329.6	(?)	298.0	(?)	(?)
South Atlantic	1514	12/70	314.5	321.2	319.3	-3.1	-6
East South Central	1617	12/70	376.9	379.9	377.0	1.8	-8
West South Central	1721	12/70	344.0	307.2	311.9	-9.5	1.5
Mountain	1824	12/70	312.2	309.4	306.6	-3.7	-9
Pacific	1927	12/70	419.9	419.0	404.5	-3.2	-3.5
Industrial power, 500 kw demand	0543		550.4	531.9	529.1	-2.1	-5
New England	1101	12/70	439.2	422.1	437.6	(?)	3.7
Mid-Atlantic	1204	12/70	541.2	529.5	528.4	-2.0	-2
East North Central	1307	12/70	436.2	417.9	419.4	-5	.4
West North Central	1411	12/70	449.3	(?)	387.7	(?)	(?)
South Atlantic	1514	12/70	475.2	487.3	456.3	-6.3	-6.4
East South Central	1617	12/70	495.9	499.8	495.9	1.0	-8
West South Central	1721	12/70	493.0	445.7	462.2	-8.9	3.7
Mountain	1824	12/70	448.3	442.6	439.6	-3.6	-7
Pacific	1927	12/70	731.4	703.1	696.7	.7	-9
Crude petroleum (domestic production)	0561		311.8	308.0	368.6	-40.4	19.7
Petroleum products, refined	057		367.2	354.2	386.6	-36.4	9.1
Gasoline	0571		338.6	316.2	347.4	-34.8	9.9
Leaded regular motor gasoline	02	02/73	311.9	289.1	320.5	-34.1	10.9
Sales to jobbers, retailers and other resel	0202	02/73	359.9	333.6	369.9	-34.1	10.9
Sales to end users	0203	02/73	350.8	322.6	356.8	-34.8	10.6
Premium grade motor gasolines	03	02/73	301.8	289.1	311.8	-32.4	7.9
Sales to jobbers, retailers and other resel	0302	02/73	342.8	328.6	354.3	-32.4	7.8
Sales to end users	0303	02/73	342.9	322.7	352.4	-33.2	9.2
Unleaded gasoline	04	06/77	116.9	108.8	120.0	-36.0	10.3
Sales to jobbers, retailers and other resel	0402	06/77	119.2	110.9	122.3	-36.0	10.3
Sales to end users	0403	06/77	119.3	112.0	123.1	-35.2	9.9
Kerosene and jet fuels	0572		426.8	429.1	451.9	-43.2	5.3
Kerosene	02						
Kerosene	0201	02/73	372.4	372.6	409.7	-34.6	10.0
Jet fuels	03	02/73	353.9	356.0	372.6	-44.3	4.7
Kerosene-type	0301	02/73	361.4	367.1	387.2	-43.7	5.5
Naphtha-type	0303	06/85	48.1	46.4	46.9	(?)	1.1
Light fuel oils	0573		469.0	461.8	520.3	-37.3	12.7
Fuel oil no. 2	02						
Fuel oil no.2 to resellers	0201	02/73	393.7	385.6	438.4	-36.2	13.7
#2 diesel fuel	03	02/73	360.7	357.4	401.2	-36.5	12.3
Other light fuel oils	04						
Other light fuel oils	0401	06/85	62.2	60.6	65.6	-36.2	8.3

See footnotes at end of table.

Table 6. Producer price indexes and percent changes for commodity groupings and individual items—Continued

(1967 = 100 unless otherwise indicated)

Commodity	Commodity code	Other index base	Index			Unadjusted percent change to Jan. 1967 From:	
			Sep. 1986 ¹	Dec. 1986 ¹	Jan. 1987 ¹	Jan. 1986	Dec. 1986
Residual fuels	0574		419.1	479.7	528.7	-39.8	10.2
Sales to resellers	07	06/85	48.7	53.8	59.6	-37.9	10.8
Containing < 1% sulfur	0701	12/80	35.9	44.9	48.6	-26.8	8.2
Containing > 1% sulfur	0702	12/80	40.8	41.5	46.6	-42.7	12.3
Sales to end users	08						
Sales to end users	0801	06/85	45.7	53.5	58.8	-40.9	9.9
Finished lubricants	0576		358.2	346.3	339.9	-9.7	-1.8
Lubricating grease	03	12/80	108.5	108.5	109.1	-.4	.8
Lubricating grease	0303	06/85	99.0	99.0	99.5	-.4	.5
Lubricating and similar oils	04						
Lubricating and similar oils	0401	06/85	95.5	92.0	90.1	-10.6	-2.1
Petroleum and coal products, n.e.c.	058	12/84	63.4	57.3	62.1	-34.8	8.4
Petroleum and coal products, n.e.c.	0581						
Petroleum coke	0111	06/85	66.0	64.4	63.5	-30.8	-1.4
Asphalt (liquid)	0112	06/85	53.3	45.0	52.6	-44.6	16.9
Other petroleum and coal products	0119	12/84	99.4	99.3	98.2	-.9	-1.1
Chemicals and allied products	06		297.5	297.5	300.9	-1.4	1.1
Industrial chemicals	061		317.0	316.9	323.9	-5.2	2.2
Basic inorganic chemicals ⁴	0613	12/73	294.8	293.4	292.2	-2.5	-.4
Alkalies and chlorine	01	12/73	232.1	232.3	236.4	-4.9	1.8
Chlorine liquid	0101	12/73	267.4	265.8	269.8	-1.2	1.5
Natural sodium carbonate	0103	12/73	286.5	283.5	286.5	.4	1.1
Sodium hydroxide, liquid (caustic soda)	0104	12/73	(²)	188.0	193.2	-12.3	2.8
Chlorine gas	0106	12/80	134.9	133.6	133.3	1.7	-.2
Other inorganic chemicals	02	12/73	313.5	311.6	309.1	-1.9	-.8
Calcium carbide	0211	12/74	199.0	199.0	199.0	.7	0
Lime, inc. quick, hydrated & dead burned dol	0213	12/73	292.8	293.3	292.7	1.4	-.2
Hydrochloric acid	0221	12/73	218.2	211.8	210.4	-.3	-.7
Other inorganic acids	0242	12/82	95.2	94.4	90.9	-4.0	-3.7
Barite	0252	12/84	90.8	85.4	82.4	-19.9	-3.5
Sodium sulfate	0266	12/73	465.3	465.3	465.3	0	0
Rock salt	0271	12/84	102.3	104.4	104.0	2.9	-.4
Sulfur	0272	12/84	103.0	(²)	99.5	-4.1	(²)
Processed or refined potassium salts	0274	12/84	83.7	75.2	78.1	-6.1	3.9
Gypsum	0276	12/84	107.8	96.1	97.5	-6.0	1.5
Other inorganic chemicals	0282	12/82	103.3	102.9	102.0	-2.7	-.9
Basic organic chemicals ⁴	0614	12/73	324.1	324.8	335.7	-7.0	3.4
Primary	01	12/73	299.0	312.3	332.1	-26.0	6.3
Benzene	0101	12/73	244.0	287.2	333.0	-3.9	15.9
Ethylene	0121	12/73	436.8	443.8	449.8	-17.5	1.4
Propylene, chemical grade	0131	12/73	392.8	382.0	383.2	-38.4	.3
Toluene	0141	12/73	328.6	347.9	379.5	-5.1	9.1
Intermediate	02	12/73	399.6	415.1	419.1	-2.9	1.0
Aniline (oil)	0205	12/73	242.4	267.8	264.5	-22.8	-1.2
Ethylene oxide	0221	12/73	432.7	419.5	432.8	-5.3	3.2
Formaldehyde	0231	12/73	(²)	(²)	(²)	(²)	(²)
Styrene, monomer	0251	12/73	(²)	384.4	382.1	-15.7	-.6
Other basic organics	03	12/73	279.2	267.4	277.1	-8.4	3.6
Acetic acid	0301	12/73	248.9	248.9	248.9	(²)	0
Chlorodifluoromethane	0328	12/73	189.8	158.7	174.8	-5.4	10.1
Dichlorodifluoromethane	0331	12/73	266.9	246.6	253.0	-4.5	2.6
Ethanol (ethyl alcohol)	0341	12/73	313.7	303.7	309.7	-4.4	2.0
Ethyl acrylate, monomer	0343	12/73	194.1	159.0	161.0	-19.3	1.3
Isopropanol (isopropyl alcohol)	0356	12/73	365.7	343.5	341.7	-9.9	-.5
Methanol (methyl alcohol)	0363	12/73	(²)	(²)	(²)	(²)	(²)
Methyl ethyl ketone (MEK)	0366	12/73	384.5	381.2	424.3	5.4	11.3
Propylene glycol	0375	12/73	(²)	(²)	(²)	(²)	(²)
Paints and allied products	062		296.4	295.2	296.2	-1.4	.3
Prepared paint	0621		282.5	281.9	281.3	1.0	-.2
Architectural coatings	01		288.4	286.9	287.0	1.3	0
Interior water based paint	0101		252.1	252.1	252.8	1.6	.3
Interior solvent based paint	0131		313.6	313.6	311.4	-.1	-.7
Exterior solvent based paint	0171	06/83	112.6	111.3	111.4	2.2	.1
Exterior water based paint	0181	06/83	102.1	100.8	101.0	.9	.2
OEM finishes	02						
OEM finishes	0201	06/83	104.2	104.3	103.9	.6	-.4
Special purpose coatings	03						
Special purpose coatings	0301	06/83	105.9	106.0	105.6	1.1	-.4
Paint materials	0622		313.4	311.9	315.8	-5.1	1.3
Paint resins	01	06/76	149.7	137.2	137.1	-16.3	-.1
Linseed oil	0136		202.1	(²)	(²)	(²)	(²)

See footnotes at end of table.

Table 6. Producer price indexes and percent changes for commodity groupings and individual items—Continued

(1987=100 unless otherwise indicated)

Commodity	Commodity code	Other index base	Index			Unadjusted percent change to Jan. 1987 From:	
			Sep. 1986 ¹	Dec. 1986 ¹	Jan. 1987 ¹	Jan. 1986	Dec. 1986
Paint materials—Continued	0622						
Tall oils	0139		141.2	129.5	130.2	-22.7	0.5
Paint pigments	02	06/76	180.8	183.5	184.8	5.4	.7
Chrome colors	0204	06/83	109.4	109.4	109.4	0	0
Iron oxide pigments	0206	06/83	110.9	110.9	110.9	0	0
Titanium pigments	0209		319.8	320.4	324.5	6.7	1.3
Colored lead pigments	0212	06/83	110.6	128.9	128.9	30.2	0
Phthalocyanine blue	0216	06/76	(²)	(²)	(²)	(²)	(²)
All other inorganic pigments	0299	06/83	106.5	108.2	108.4	4.1	.2
Paint additives	04	06/76	184.6	183.9	185.9	2.0	1.2
Kaolin and ball clay	0407	06/76	181.5	180.6	183.0	2.3	1.3
Talc, soapstone and pyrophyllite	0409		239.5	239.5	239.5	-5	0
Allied and miscellaneous paint products	0623	06/83	106.9	105.1	106.0	1.1	.9
Allied paint products	0101	06/83	104.7	104.7	104.7	0	0
Putty and putty products	0102	06/83	107.6	107.6	107.6	0	0
Miscellaneous paint products	0103	06/83	107.5	104.9	106.0	1.6	1.0
Drugs and pharmaceuticals	063		276.3	280.1	282.6	6.3	.9
Medicinal and botanical chemicals	0631		201.0	201.4	203.1	-.7	.8
Synthetic organic medicinal chemicals, bulk	0201	06/82	85.8	86.1	86.9	-.9	.9
Other medicinals and botanicals, bulk	0202	06/82	101.7	101.6	101.6	-.4	0
Preparations, veterinary	0634	06/81	97.8	97.0	98.0	1.9	1.0
Prescription	01						
Prescription	0109	06/81	90.7	89.4	90.4	2.5	1.1
Non-prescription	02	06/81	108.4	108.5	109.2	.9	.6
Other non-prescription	0209	06/81	112.1	112.2	113.2	2.9	.9
Preparations, ethical (prescription)	0635		277.8	282.8	286.0	8.2	1.1
Systemic anti-infectives	01		173.5	175.4	176.9	2.6	.9
Broad spectrum penicillins	0112	06/81	114.5	114.5	114.5	0	0
Anti-arthritis	02		433.2	433.2	452.5	11.2	4.5
Sedatives	03		614.1	(²)	(²)	(²)	(²)
Antispasmodic/antisecretory	05		349.8	401.1	374.8	4.5	-6.6
Cardiovascular therapy	06		317.3	327.4	336.4	8.8	2.7
Antihypertensive drugs	0611	06/81	171.4	176.8	187.4	13.1	6.0
Vasodilators	0612	06/81	163.8	165.4	165.4	1.6	0
Other cardiovasculars	0619	06/81	181.0	189.2	189.2	7.1	0
Hormones	08		244.8	219.0	212.5	1.6	-3.0
Diuretics	09		186.7	186.7	193.7	7.6	3.7
Dermatologicals	11		317.6	319.8	319.8	6.5	0
Analgesics, internal	13		303.8	311.4	313.5	12.7	.7
Codeine and combinations	1311	06/81	174.5	180.0	180.0	13.9	0
Cough and cold preparations	15		402.3	401.3	401.2	8.7	0
Vitamins	16		229.5	229.5	230.1	7.6	.3
Multivitamins	1611	06/81	158.8	158.8	158.8	8.9	0
Miscellaneous ethical preparations	99	06/81	196.0	201.7	203.3	11.2	.8
Anticoagulants	9913	06/81	110.5	114.1	108.3	2.8	-5.1
Bronchial therapy	9916	06/81	161.0	175.0	175.0	11.9	0
Cancer therapy products	9917	06/81	251.4	259.3	272.7	8.5	5.2
CNS stimulants	9918	06/81	224.0	229.6	229.6	24.6	0
Contraceptives, exc. devices, implants, kit	9919	06/81	163.2	163.2	172.0	13.8	5.4
Muscle relaxants	9922	06/81	175.7	175.7	175.7	11.9	0
Nutrients and supplements	9923	06/81	147.5	156.3	156.3	8.2	0
Ophthalmic and otic preparations	9924	06/81	193.0	197.7	197.7	4.7	0
Psychotherapeutics	9925	06/81	208.6	215.0	218.7	11.2	1.7
Other miscellaneous ethical preparations	9999	06/81	172.3	172.4	172.6	7.5	.1
Preparations, proprietary (over counter)	0636		329.2	331.8	332.8	4.9	.3
Vitamins	01		220.8	221.6	224.0	1.9	1.1
Adult multivitamins	0111	06/81	119.9	120.4	122.2	2.5	1.5
B-complex	0112	06/81	110.4	(²)	110.4	-1.9	(²)
Other vitamins	0119	06/81	111.3	111.5	111.5	.4	0
Cough and cold preparations	02		345.5	346.3	349.1	6.7	.8
Cough syrups, expectorants, drops, lozenges	0221	06/81	133.0	133.7	133.7	6.2	0
Cold tablets, capsules	0222	06/81	170.4	170.4	170.4	5.8	0
Decongestants	0223	06/81	172.1	172.1	173.5	8.1	.8
Other cough and cold preparations	0229	06/81	153.2	153.2	157.5	(²)	2.8
Laxatives	03		349.6	349.6	355.3	5.0	1.6
Analgesics, internal	04		414.6	416.0	416.1	8.9	0
Aspirin/aspirin-salicylate compounds	0411	06/81	176.3	177.0	177.1	10.6	.1
Non-aspirin	0412	06/81	134.2	134.2	134.2	2.3	0
External analgesics and counterirritants	06		216.9	221.2	214.7	-1.0	-2.9
Antiseptics and antibacterials	07		303.0	303.0	303.0	.3	0
Antacids	08		313.0	316.1	319.3	2.8	1.0
Liquids	0811	06/81	151.6	152.8	154.8	2.0	1.3
Other antacids	0819	06/81	134.8	136.3	137.4	3.5	.8
Dermatologicals	09	06/81	143.5	151.4	151.4	5.5	0
Miscellaneous proprietary preparations	99	06/81	143.2	144.1	142.6	2.9	-1.0

See footnotes at end of table.

Table 6. Producer price indexes and percent changes for commodity groupings and individual items—Continued

(1967 = 100 unless otherwise indicated)

Commodity	Commodity code	Other index base	Index			Unadjusted percent change to Jan. 1987 From:	
			Sep. 1986 ¹	Dec. 1986 ¹	Jan. 1987 ¹	Jan. 1986	Dec. 1986
Preparations, proprietary (over counter)—Continued	0636						
Hematinics	9914	06/81	145.9	(?)	(?)	(?)	(?)
Other miscellaneous proprietary preparation	9999	06/81	133.6	137.7	135.3	6.5	-1.7
Biological products	0637	06/80	130.0	132.2	133.0	2.4	.6
Blood & derivatives, human use	11	06/80	103.8	103.8	103.8	-4.4	0
Human blood serums	1102	06/80	70.9	70.9	71.2	-4.4	.4
Vaccines, toxoids, & antigens	12	06/80	157.3	161.9	161.6	2.6	-2
Antigens	1213	06/80	146.2	157.6	154.2	5.5	-2.2
Diagnostics & other biologicals	14	06/80	148.3	151.7	152.8	5.5	.7
Diagnostic substances	1402	12/80	117.7	116.8	117.7	-2.3	.8
Biologicals for veterinary use	15						
Vaccines & viruses, vet. use	1514	06/80	85.5	85.9	87.3	1.6	1.6
Fats and oils, inedible	064		192.8	224.5	252.0	-2	12.2
Fats and oils, inedible	0641						
Fish and marine animal oil	0121		261.0	(?)	(?)	(?)	(?)
Tallow, incl. inedible animal stearin	0151		197.6	248.0	278.7	3.2	12.4
Grease, other than wool grease	0181	12/82	75.0	93.4	107.5	1.8	15.1
Agricultural chemicals and chemical prod	065		273.3	270.5	268.9	-2.3	-6
Mixed fertilizers	0651		249.6	245.5	243.1	-3.2	-1.0
Fertilizer materials	0652		202.6	197.3	197.0	-9.0	-2
Nitrogenates	01		158.2	154.7	152.6	-16.2	-1.4
Anhydrous ammonia	0105		212.5	208.6	208.2	-16.4	-2
Solid & solution nitrate	0111		141.5	133.5	132.0	-12.3	-1.1
Nitrogen solutions	0126		89.6	77.7	78.6	-22.6	1.2
Urea	0136		135.0	143.0	128.6	-25.9	-10.1
Phosphates	02		261.9	254.3	256.3	-3.1	.8
Phosphate rock, processed	0259	12/82	90.8	89.5	88.9	1.8	-7
Triple superphosphates	0263		259.7	258.7	265.7	-3.8	2.7
Ammonium phosphates	0265	12/74	118.7	114.5	118.1	-9.5	3.1
Other agricultural chemicals	0653		477.7	479.0	475.1	3.0	-8
Nonhousehold insecticides	0101	06/82	113.8	113.8	112.4	8.6	-1.2
Nonhousehold herbicides	0102	06/82	95.1	95.1	94.9	.2	-2
Nonhousehold fungicides	0103	06/82	88.0	(?)	87.1	-8.1	(?)
Other nonhousehold pesticides	0104	06/82	105.7	114.6	110.7	4.3	-3.4
Household pesticides	0105	06/82	103.2	103.5	101.9	-5	-1.5
Plastic resins and materials	066		290.1	288.5	291.8	-3.0	1.1
Thermoplastic resins	0662	12/80	103.6	103.0	105.3	-3.1	2.2
Polyester resins saturated	0201	12/80	(?)	(?)	139.4	(?)	(?)
Low density polyethylene resins	03	12/80	100.3	106.0	107.7	4.7	1.6
PE resin, low, film and sheeting	0301		(?)	(?)	223.6	-5	(?)
PE resin, low, for all other users, except	0303	12/80	(?)	(?)	145.9	14.3	(?)
Linear low density polyethylene resins	0304	12/86	(?)	100.0	(?)	(?)	(?)
High density polyethylene resins	04						
PE resin, high, blow molding	0401	12/75	150.6	144.6	(?)	(?)	(?)
PE resin, high, for all other users	0402	12/86	(?)	100.0	100.0	(?)	0
Polypropylene resins	05	12/80	103.9	108.1	112.3	4.2	3.9
Polypropylene for injection molding	0501	12/75	153.3	160.4	168.7	6.0	5.2
Polypropylene for fiber and filament	0502	12/75	136.5	143.0	149.5	2.9	4.5
Styrene plastics materials	06	12/80	106.8	98.2	106.1	-3.6	8.0
All other styrene plastic materials	0609	06/83	(?)	(?)	112.6	(?)	(?)
Vinyl and vinylidene resins	07	12/80	93.6	95.3	95.3	-14.3	0
Polyvinyl chloride	0701		189.0	193.9	193.3	-18.5	-3
Dispersion resins	0703	12/75	178.3	178.3	(?)	(?)	(?)
Nylon resins	0801	06/83	(?)	(?)	86.3	(?)	(?)
Other thermoplastic resins	09	12/80	114.4	113.4	113.7	(?)	.3
Other nonengineering thermoplastic resins	0901	12/80	116.7	117.0	116.8	-9	-2
Other engineering thermoplastic resins	0902	06/83	(?)	(?)	91.0	(?)	(?)
Acrylic resins	0903	12/86	(?)	100.0	(?)	(?)	(?)
Thermosetting resins	0663	12/80	113.3	112.7	109.1	-5.0	-3.2
Phenolic & tar acid resins	02	12/80	110.0	110.2	109.9	-3.1	-3
Phenolic molding compounds	0201		252.4	252.4	256.5	-4.0	1.6
All other phenolic & tar acid resins	0202	12/75	157.9	158.3	156.8	-3.4	-9
Polyester resins, unsaturated	03						
Polyester resins, unsaturated	0301	12/75	165.6	164.9	(?)	(?)	(?)
Urea-formaldehyde resins	04						
Urea-formaldehyde resins	0401	12/75	146.0	143.7	(?)	(?)	(?)
All other thermosetting resins	05	12/80	114.5	112.6	106.0	(?)	-5.9
Alkyd resins	0502	12/86	(?)	100.0	(?)	(?)	(?)
Melamine-formaldehyde	0503	12/86	(?)	100.0	(?)	(?)	(?)
All other thermosetting resins	0599	12/80	114.5	112.6	104.2	-9.2	-7.5

See footnotes at end of table.

Table 6. Producer price indexes and percent changes for commodity groupings and individual items—Continued

(1967 = 100 unless otherwise indicated)

Commodity	Commodity code	Other index base	Index			Unadjusted percent change to Jan. 1987 From:	
			Sep. 1986 ¹	Dec. 1986 ¹	Jan. 1987 ¹	Jan. 1986	Dec. 1986
Custom compounded purchased resins	0664						
Custom compounded purchased resins	0101	12/75	146.1	146.2	146.2	1.2	0
Other chemicals and allied products	067		284.9	283.4	285.5	-1.0	.7
Soap and synthetic detergents	0671		270.8	267.6	274.4	-1.7	2.5
Soaps & synth. detergents, ex. glycerin	04	06/83	102.8	101.6	104.2	-1.8	2.6
Soaps and detergents, nonhousehold	0401	06/83	106.0	107.4	107.4	.4	0
Household detergents	0402		252.0	245.0	256.2	-2.9	4.6
Household soap, except specialty cleaners	0403	06/83	118.5	118.5	118.5	-1.3	0
Specialty cleaning, polish. & san. prods	0672	06/83	105.4	105.7	105.8	1.0	.1
Household bleaches	0101	06/83	104.7	104.7	104.7	-2	0
Specialty cleaning and sanitation products	0102	06/83	104.2	104.3	104.3	.6	0
Polishing preparations and related products	0103	06/83	108.5	109.7	109.9	2.7	.2
Cosmetics and other toilet preparations	0675		254.9	252.7	253.7	0	.4
Shaving preparations	02	06/80	128.3	128.3	128.3	-7.3	0
Shaving soap and cream	0201		304.3	304.3	(?)	(?)	(?)
Aftershave preparations	0205	12/71	181.4	181.4	181.4	-12.4	0
Other shaving preparations	0299	12/86	(?)	100.0	(?)	(?)	(?)
Perfume, cologne & toilet water	03	06/80	151.8	140.7	141.0	-5.9	.2
Perfume	0301		333.0	333.0	333.0	.7	0
Cologne and toilet water	0305		287.7	248.0	248.8	-12.0	.3
Hair preparations	04	06/80	118.9	121.8	122.7	2.8	.7
Soap shampoo	0401		158.4	156.1	(?)	(?)	(?)
Synthetic organic detergent shampoo	0405	06/80	104.9	104.9	105.3	.9	.4
Hair tonics (inc. conditioners)	0411		262.3	262.3	263.3	2.8	.4
Hair dressings	0421	06/80	139.5	141.8	140.8	3.9	-.7
Hair spray (aerosol)	0425	12/71	262.1	285.6	290.3	1.0	1.6
Hair spray (non-aerosol)	0426	12/86	(?)	100.0	(?)	(?)	(?)
Home and commercial permanents	0431		232.2	235.9	237.1	3.4	.5
Hair coloring	0441	06/80	134.9	134.9	135.1	6.2	.1
Dentifrices	05	06/80	(?)	(?)	123.0	(?)	(?)
Toothpaste	0501		(?)	(?)	218.4	(?)	(?)
Mouthwashes, rinses, and breath fresheners	0502	12/86	(?)	100.0	(?)	(?)	(?)
Other oral hygiene products	0599	12/86	(?)	100.0	(?)	(?)	(?)
Creams	06	06/80	140.3	148.5	147.8	3.3	-.5
Cleansing creams	0601		401.9	401.9	401.9	4.7	0
Foundation creams	0602	06/80	136.8	136.8	134.1	6.6	-2.0
Lubricating creams	0603	06/80	158.0	158.0	158.0	2.9	0
Other creams	0604	06/80	137.9	138.4	138.4	2.4	0
Lotions and oils	07	06/80	135.4	132.6	132.5	4.9	-.1
Suntan & sunscreen	0701	06/80	128.3	129.3	129.3	1.6	0
Hand lotions	0704		202.2	189.6	189.6	0	0
Other lotions and oils	0705	06/80	123.1	123.1	122.9	-2	-.2
Cosmetics	08	06/80	165.4	152.4	153.2	-6.0	.5
Lip preparations	0801		253.2	203.9	204.3	-18.5	.2
Blushes	0802	06/80	142.6	142.6	145.1	5.9	1.8
Eye preparations	0803	12/71	203.8	205.2	206.0	2.5	.4
Deodorant	09	06/80	126.0	130.6	132.1	3.6	1.1
Aerosol underarm deodorant	0901		228.6	239.5	(?)	(?)	(?)
Cream, liquid and roll-on deodorant	0902	06/80	139.0	139.0	140.7	10.8	1.2
Feminine hygiene deodorants (all types)	0905	12/86	(?)	100.0	(?)	(?)	(?)
Manicure preparations	11	06/80	115.0	115.0	115.0	6.5	0
Nail lacquer and enamel remover	1102	12/86	(?)	100.0	100.0	(?)	0
Powders	12	06/80	145.6	145.6	146.2	.8	.4
Talcum powder	1201	06/80	143.2	143.2	(?)	(?)	(?)
Face powder	1202		286.1	286.1	290.1	2.4	1.4
Wet application powder	1203	06/80	140.4	140.4	140.4	1.8	0
Bath oils and salts	13						
Bath oils and salts	1301	12/71	164.2	188.2	191.2	15.2	1.6
Other cosmetics and toiletries	1901	06/80	(?)	(?)	110.8	(?)	(?)
Misc. chemical prod. and preparations	0679		309.3	308.4	309.3	-1.9	.3
Essential oils	01		199.1	201.3	205.9	-5.1	2.3
Explosives	02		307.9	307.8	307.6	-2.2	-.1
Other blasting accessories	0225		365.1	(?)	384.1	3.2	(?)
ANFO, except slurry	0231		260.1	259.1	257.2	-3.6	-.7
Industrial gases	03	06/81	112.0	111.6	112.3	.6	.6
Acetylene	0301	06/81	120.6	120.6	120.6	1.2	0
Carbon dioxide	0302	06/81	113.6	113.6	121.1	2.9	6.6
Nitrogen	0303	06/81	98.6	98.0	98.0	(?)	0
Oxygen	0304	06/81	114.7	114.7	114.7	0	0
Adhesives and sealants	04	12/83	103.6	102.0	102.2	-1.9	.2
Natural base glues and adhesives	0401	12/83	110.2	110.2	110.2	1.8	0
Synthetic resin and rubber adhesives	0402	12/83	99.4	99.0	99.1	-4.2	.1
Caulking compounds and sealants	0403	12/83	113.1	104.7	105.2	2.4	.5
Surface active agents	05	12/83	103.7	103.5	103.2	-.4	-.3
Textile and leather assistants and	0501	12/83	103.6	103.6	103.6	.3	0
Bulk surfactants	0502	12/83	103.7	103.5	103.1	-.7	-.4

See footnotes at end of table.

Table 6. Producer price indexes and percent changes for commodity groupings and individual items—Continued

(1967 = 100 unless otherwise indicated)

Commodity	Commodity code	Other index base	Index			Unadjusted percent change to Jan. 1987 From:	
			Sep. 1986 ¹	Dec. 1986 ¹	Jan. 1987 ¹	Jan. 1986	Dec. 1986
Misc. chemical prod. and preparations—Continued	0679						
Gum and wood chemicals, exc. tall oils	06	06/84	100.6	100.9	106.6	6.4	5.6
Hardwood distillation products	0603	06/84	103.7	104.2	104.2	0	0
Other miscellaneous chemical products	09		298.6	298.6	299.1	-3.0	.2
Salt, evaporated and solar	0904	06/85	96.5	97.0	97.4	-2.2	.4
Carbon, black	0918	12/83	79.0	78.7	78.3	-17.3	-5
Printing ink	0919	06/84	108.6	108.7	108.5	6.5	-2
Automotive chemicals	0951	06/85	97.2	(?)	96.0	-4.0	(?)
Water-treating compounds	0961	06/85	101.4	101.8	102.2	1.6	.4
Other chemical preparations, n.e.c.	0999	06/85	100.1	99.5	100.0	-3.8	.5
Rubber and plastic products	07		245.7	244.9	245.3	-6	.2
Rubber and rubber products	071		261.2	260.0	261.2	-1.1	.5
Crude rubber	0711		244.5	243.6	246.2	-8.0	1.1
Synthetic rubber	02		260.3	259.0	261.8	-8.2	1.1
Polybutadiene	0215		(?)	(?)	170.0	(?)	(?)
Styrene butadiene-solid	0219	06/81	72.0	70.7	73.1	-14.8	3.4
Styrene butadiene-latex	0221	06/81	91.2	94.2	(?)	(?)	(?)
Other synthetic rubber	0299	06/81	103.9	103.0	103.0	-3.8	0
Reclaimed rubber	03						
Reclaimed rubber	0321		199.8	204.7	204.6	-2.2	0
Tires, tubes, tread, & repair materials	0712		233.4	230.9	232.7	-8	.8
Tires	01		230.7	227.9	229.8	-1.0	.8
Passenger car pneumatic tires, bias-ply	0101		229.7	229.7	229.7	-2	0
Passenger car pneumatic tires, bias-belted	0102	12/74	169.7	169.7	173.3	2.4	2.1
Passenger car pneumatic tires, radials	0103	12/74	159.4	157.0	158.5	-1.6	1.0
Truck/bus tires, including off-highway	0105		238.2	232.5	234.3	-2.3	.8
Tractor/implement tires	0111		266.3	264.0	264.0	-1.1	0
Tread rubber, tire sundries, & repair matl	03	06/81	106.2	106.3	106.3	1.0	0
Tread rubber, natural and synthetic	0351	06/81	103.5	103.5	103.5	.2	0
Other tire sundries and repair materials, n	0353	06/81	116.9	117.3	117.3	4.3	0
Miscellaneous rubber products	0713		300.4	301.0	301.0	.7	0
Footwear	01		248.0	249.2	249.1	4.6	0
Protective footwear	0107	12/80	124.5	124.5	124.3	2.2	-2
Non-protective footwear, fabric upper	0108	12/86	(?)	100.0	100.0	(?)	0
Rubber belts and belting	03		337.5	337.2	336.8	-.7	-1
Conveyor and elevator	0361		328.9	328.9	328.9	0	0
Motor vehicle belts	0364		363.0	371.5	373.5	1.9	.5
Non-flat rubber and plastic belts	0369	06/83	101.3	98.7	97.8	-4.3	-9
Rubber hose	04		301.9	303.6	304.8	-1.4	.4
Hose, long length, textile, nonhydraulic	0453	12/81	101.8	101.8	102.7	-6.9	.9
Hose, long length, wire, nonhydraulic	0454	12/81	97.6	97.2	97.6	.6	.4
Hose, machine made, wrapped	0459	12/81	109.9	124.5	124.5	13.9	0
Hose, braided or loomed, helical reinforced	0463	12/81	98.3	98.3	98.3	-1.9	0
Hose, hydraulic	0481	12/71	214.0	211.9	214.3	.7	1.1
Hose, mandrel made, textile, nonhydraulic	0482	12/81	112.8	112.8	(?)	(?)	(?)
All other : umber hose	0484	12/81	106.7	108.2	108.2	1.4	0
Rubber roll covering	05	06/79	143.4	146.3	147.0	2.5	.5
Graphic arts roll covering	0501	06/79	(?)	139.0	139.0	1.7	0
Paper mill roll covering	0502	06/79	(?)	151.3	152.5	3.4	.8
Steel mill roll covering	0503	06/79	(?)	141.5	144.3	4.0	2.0
All other, roll covers	0504	06/79	(?)	149.2	149.2	1.8	0
Miscellaneous rubber products, n.e.c	06	06/83	104.6	104.8	104.7	.8	-1
Molded rubber mechanical goods	0602	06/83	99.5	99.3	99.2	-1.0	-1
Extruded and lathe cut, mechanical rubber g	0603	06/83	110.4	113.8	113.8	6.3	0
Industrial rubber products, n.e.c.	0604	06/83	101.6	101.6	101.6	-.3	0
Rubber clothing and coated fabrics	0605	06/83	104.9	105.9	106.1	2.9	.2
Other rubber goods	0606	06/83	106.1	106.1	106.1	1.5	0
Sponge and foam rubber	0607	06/83	114.4	114.4	114.4	(?)	0
Rubber floor and wall coverings	0608	06/83	103.1	103.1	103.1	1.3	0
Rubber shoe products	0609	06/83	106.1	107.4	107.4	2.5	0
Rubber druggist and medical sundries	0611	06/83	102.9	102.1	102.2	.8	.1
Compounds or mixtures	0612	06/83	99.6	(?)	(?)	(?)	(?)
Plastic products	072	06/78	140.9	140.6	140.6	-1	0
Plastic construction products	0721	12/69	153.9	158.8	155.8	-6.7	-1.9
Plumbing products	0601	06/78	104.0	108.7	104.6	-10.2	-3.8
Other plastic construction products	0602	06/78	125.8	125.6	125.5	.4	-1
Unsupp. plastic film/sheet/other shapes	0722	12/70	224.3	224.8	225.4	.2	.3
Laminated plastic sheets, rods, and tube	0723	12/70	188.6	188.2	189.5	0	.7
Plastic packaging	02	06/78	142.7	143.0	143.1	(?)	.1
Plastic parts and components for mfg.	0726	06/78	151.1	147.2	147.0	2.0	-1
Parts for transportation equip.	01	06/78	136.2	136.9	137.0	1.9	.1

See footnotes at end of table.

Table 6. Producer price indexes and percent changes for commodity groupings and individual items—Continued

(1967 = 100 unless otherwise indicated)

Commodity	Commodity code	Other index base	Index			Unadjusted percent change to Jan. 1987 From:	
			Sep. 1986 ¹	Dec. 1986 ¹	Jan. 1987 ¹	Jan. 1986	Dec. 1986
Plastic parts and components for mfg.—Continued	0726						
Other parts and components for mfg.	02	06/78	161.5	154.3	154.0	2.1	-0.2
Dinner/table/kitchen ware, ex. cups	0727	06/78	139.5	139.3	139.3	-1.8	0
Consumer, institut., & comm. prod., nec.	0728	06/78	144.4	144.4	144.9	.6	.3
Other plastic products	0729	12/82	106.3	106.4	106.4	1.2	0
Plastic furniture components and furnishing	0101	12/82	107.8	107.9	107.9	1.3	0
Lumber and wood products	08		306.8	306.7	307.9	3.0	.4
Lumber	081		350.8	345.8	348.6	5.8	.8
Softwood lumber	0811		357.4	349.5	351.5	5.7	.6
Douglas fir, dressed	01		345.4	317.6	314.8	.2	-9
Boards under 2" thick	0125	12/80	88.3	82.5	82.5	14.4	0
2" lumber	0126	12/80	102.7	92.8	91.4	-5.9	-1.5
Timbers & lumber over 2" thick	0127	12/80	92.9	93.4	93.4	10.1	0
Southern pine, dressed	02		295.5	290.4	295.8	2.4	1.9
Boards under 2" thick	0245	12/80	109.5	105.9	105.9	-.7	0
2" lumber	0246	12/80	97.1	97.0	99.6	4.8	2.7
Timbers & lumber over 2" thick	0247	12/80	88.4	82.6	85.0	-3.2	2.9
Other species, dressed	03		409.6	401.3	401.3	7.8	0
Eastern species (ex. Southern pine)	0331	12/86	(?)	100.0	(?)	(?)	(?)
Western species (ex. Douglas fir)	0332	12/86	(?)	100.0	100.0	(?)	0
Rough softwood lumber	04	12/80	90.5	92.1	92.6	7.4	.5
Eastern species	0411	12/86	(?)	100.0	100.0	(?)	0
Western species	0412	12/86	(?)	100.0	100.8	(?)	.8
Flooring, siding, and cut stock	05	12/80	101.8	104.3	108.7	18.2	4.2
Softwood flooring	0501	12/80	(?)	(?)	108.7	(?)	(?)
Woodsiding	0502	12/80	101.4	110.0	111.3	13.2	1.2
Softwood cut stock	0503	12/80	(?)	(?)	107.1	(?)	(?)
Hardwood lumber	0812		312.4	316.4	320.1	5.7	1.2
Rough hardwood lumber	01	12/80	130.0	132.9	135.0	9.0	1.6
Oak	0107	12/80	137.2	141.2	145.8	12.8	3.3
Gum	0109	12/80	111.3	111.2	111.2	.6	0
Poplar	0133	12/80	119.6	120.5	120.5	5.9	0
Misc. hardwood species, ex. oak, gum, and p	0197	12/80	116.9	117.8	117.9	1.3	.1
Dressed hardwood lumber, ex. siding	02	12/80	126.1	126.3	126.7	7.0	.3
Oak	0201	12/80	131.1	131.8	132.8	(?)	.8
Other than oak	0202	12/80	122.7	122.6	122.6	1.0	0
Hardwood dimension	03	12/80	122.7	123.7	124.2	2.6	.4
Hardwood dimension stock	0311	06/84	98.7	99.4	99.9	2.5	.5
Wood frames for household furniture	0312	06/84	107.3	109.0	108.6	2.6	-.4
Hardwood flooring	04						
Hardwood flooring	0401	06/84	97.9	98.5	99.6	4.0	1.1
Millwork	082		321.6	318.1	320.5	2.8	.8
General millwork	0821		339.2	335.3	337.4	2.9	.6
Wood kitchen cabinets and cabinetwork	0101		226.2	227.6	228.2	2.3	.3
Vanities and other cabinetwork	0103	06/84	104.2	105.6	105.6	2.7	0
Wood window units	0112	06/83	109.9	109.8	109.8	3.7	0
Wood sash	0122	06/83	110.3	111.7	111.7	(?)	0
Wood window and door frames	0132	06/83	100.9	89.5	92.2	-.2	3.0
Wood doors, interior and exterior	0142	06/83	105.4	105.3	105.2	1.6	-.1
Other wood doors, incl. garage, screen, sto	0152	06/83	104.9	104.7	105.8	1.7	1.1
Wood moldings, except prefinished	0162	06/83	104.8	99.6	102.1	5.9	2.5
Wood molding, frames, and framed pictures	0174	06/84	106.1	105.9	108.3	4.7	2.3
Other millwork products	0183	06/83	114.0	115.0	115.0	1.6	0
Prefabricated structural members	0822		265.2	259.1	263.9	1.9	1.9
Roof trusses	0101		324.7	320.6	323.0	2.5	.7
Floor trusses	0102	06/81	123.6	120.5	120.6	2.4	.1
Glued-laminated lumber	0103	06/81	93.0	(?)	91.9	-2.9	(?)
Other fabricated structural wood products	0106	06/81	122.1	121.1	121.8	3.7	.6
Miscellaneous millwork products	0823						
Miscellaneous millwork products	0199	06/84	104.6	104.7	105.4	2.4	.7
Plywood	083		235.9	233.7	233.3	1.7	-.2
Softwood plywood	0831		311.5	304.5	304.6	2.4	0
Western, inland and other non-southern	01		311.2	304.4	308.1	2.7	1.2
Unsanded, except cdx	0111	12/80	89.0	82.8	82.9	-.1	.1
Unsanded, except cdx	0112	12/80	98.0	94.3	94.8	(?)	.5
Sanded, including a-c	0117	12/86	(?)	100.0	102.3	(?)	2.3
Southern	02	12/68	159.1	155.0	152.2	2.7	-1.8
Cdx	0201	12/80	93.1	92.1	(?)	(?)	(?)

See footnotes at end of table.

Table 6. Producer price indexes and percent changes for commodity groupings and individual items—Continued

(1967 = 100 unless otherwise indicated)

Commodity	Commodity code	Other index base	Index			Unadjusted percent change to Jan. 1987 From:	
			Sep. 1986 ¹	Dec. 1986 ¹	Jan. 1987 ¹	Jan. 1986	Dec. 1986
Softwood plywood—Continued	0831						
Unsanded, except cdx	0203	12/80	89.1	85.6	85.9	6.3	0.4
Sanded, including a-c	0221	12/80	90.8	88.3	87.8	-1.0	-6
Softwood plywood type products	03						
Softwood plywood-type products	0301	12/80	102.9	102.2	101.5	.8	-7
Hardwood plywood and related products	0832						
Hardwood plywood	0103	06/85	168.0	167.8	167.4	3.0	-2
Hardwood plywood products, incl. reinforced	0105	06/85	103.8	103.6	103.5	3.1	-1
Hardwood plywood products, incl. reinforced	0105	06/85	100.1	101.8	101.0	1.2	-8
Softwood plywood veneer, ex. rein./backe	0833	12/71	182.8	186.5	187.9	-6.4	.8
Hardwood plywood veneer	0834	06/85	94.3	99.4	96.4	5.5	-3.0
Hardwood plywood veneer	0101	06/85	94.3	99.4	96.4	5.5	-3.0
Other wood products	084		236.9	243.0	243.3	3.3	.1
Wood pallets and skids	0841						
Wood pallets and skids	0111		210.9	210.8	211.0	.9	.1
Boxes	0842						
Nailed or lock-corner wooden boxes	0101	06/85	269.9	270.3	270.6	.6	.1
Wooden box and crate shoo	0102	06/85	101.1	101.1	101.2	.5	.1
Wirebound boxes	0124	12/85	100.9	100.9	100.9	.9	0
Veneer and plywood containers, except boxes	0125	12/85	99.9	100.1	100.0	.1	-1
Slack and tight cooperage	0126	12/85	100.7	101.3	101.3	1.3	0
Slack and tight cooperage	0126	12/85	99.9	100.5	100.9	.9	.4
Other sawmill & planing mill products	0849	12/80	93.1	96.4	96.5	6.0	.1
Wood chips	0101	12/80	85.6	85.3	85.8	.1	.6
Railway and mine ties	0102	12/80	106.5	108.0	107.7	-4.4	-3
Misc. sawmill products	0103	12/80	106.5	106.5	106.5	-1.6	0
Misc. planing mill products	0104	12/80	(?)	(?)	118.3	(?)	(?)
Shingles, shakes, cooperage stock and excel	0105	12/85	113.1	130.2	125.2	24.5	-3.8
Mfg of lumber owned by others (contract wk	02	12/86	(?)	100.0	100.0	(?)	0
Contract or custom work	0201	12/86	(?)	100.0	100.0	(?)	0
Logs, bolts, timber and pulpwood	085	12/81	89.2	90.2	90.3	-1.4	.1
Logs, bolts, timber and pulpwood	0851						
Softwood logs, bolts and timber	01	12/81	80.2	89.3	89.5	-1.0	.2
Douglas fir logs, bolts and timber	0101	12/81	82.2	85.3	84.2	7.3	-1.3
Other softwood logs and bolts	0102	12/81	91.5	91.6	92.8	-4.3	1.3
Hardwood logs, bolts and timber	02						
Hardwood logs, bolts and timber	0201	12/81	102.9	102.9	104.3	(?)	1.4
Pulpwood	03	12/81	87.5	88.0	87.7	-5.6	-3
Softwood pulpwood	0301	12/81	81.8	82.0	81.7	-9.0	-4
Hardwood pulpwood	0302	12/81	100.2	101.3	100.6	.6	-7
Other roundwood products	04	06/86	98.9	99.0	98.0	(?)	-1.0
Prefabricated wood buildings & component	086	12/84	104.7	104.9	104.8	2.0	-1
Prefabricated wood buildings & component	0861						
Precut packages sold as complete units	0102	12/84	105.9	105.9	105.9	1.8	0
Panelized buildings sold as complete units	0103	12/84	104.6	105.0	104.9	2.1	-1
Modular buildings shipped with floor & wall	0104	12/84	106.5	106.8	106.5	3.0	-3
Treated wood and contract wood preservin	087	06/85	97.6	97.7	96.9	-1.9	-8
Treated wood and contract wood preservin	0871						
Treated wood	01	06/85	97.2	96.8	96.0	-2.8	-8
Poles, piles, and posts	0101	06/85	98.5	98.0	95.4	-5.2	-2.7
Other wood products	0102	06/85	95.2	94.9	95.4	-6	.5
Contract wood preserving	02	06/85	99.6	101.7	101.7	2.7	0
Pulp, paper, and allied products	09		337.8	340.6	344.1	4.1	1.0
Pulp, paper, and prod., ex. bldg. paper	091		297.1	300.6	303.4	5.3	.9
Woodpulp	0911						
Paper-making woodpulp	02	12/73	370.8	387.4	397.1	19.0	2.5
Bleached sulfate, softwood	0211		257.3	276.7	282.9	33.4	2.2
Bleached sulfate, hardwood	0212	12/73	393.4	417.5	423.0	32.9	1.3
Other paper-working woodpulp	0223	12/82	204.6	221.3	229.5	24.6	3.7
Special alpha and dissolving woodpulp	03	12/73	109.1	111.2	112.7	1.9	1.3
Other pulp, including pulpmill byproducts	04	12/82	245.3	245.4	245.4	.5	0
Other pulp, including pulpmill byproducts	04	12/82	113.9	116.2	126.0	9.9	8.4
Wastepaper	0912		204.4	192.4	194.6	50.7	1.1
News	01		151.9	156.4	156.8	30.4	.3
Northeast	0121	12/86	(?)	100.0	95.8	(?)	-4.2
North Central	0122	12/86	(?)	100.0	100.3	(?)	.3
South	0123	12/86	(?)	100.0	101.8	(?)	1.8

See footnotes at end of table.

Table 6. Producer price indexes and percent changes for commodity groupings and individual items—Continued

(1967=100 unless otherwise indicated)

Commodity	Commodity code	Other index base	Index			Unadjusted percent change to Jan. 1987 From:	
			Sep. 1986 ¹	Dec. 1986 ¹	Jan. 1987 ¹	Jan. 1986	Dec. 1986
Wastepaper—Continued	0912						
West	0124	12/86	(?)	100.0	112.0	(?)	12.0
Mixed papers	02		194.0	194.0	193.9	19.0	-1
Northeast	0221	12/86	(?)	100.0	100.0	(?)	0
North Central	0222	12/86	(?)	100.0	100.0	(?)	0
South	0223	12/86	(?)	100.0	99.5	(?)	-5
West	0224	12/86	(?)	100.0	(?)	(?)	(?)
Corrugated	03		308.8	251.5	251.7	(?)	-1
Northeast	0321	12/86	(?)	100.0	98.6	(?)	-1.4
North Central	0322	12/86	(?)	100.0	99.2	(?)	-8
South	0323	12/86	(?)	100.0	100.7	(?)	.7
West	0324	12/86	(?)	100.0	104.2	(?)	4.2
High grades (pulp substitutes & deinking)	07			100.0	101.2	(?)	1.2
Northeast	0721	12/86	(?)	100.0	100.2	(?)	.2
North Central	0722	12/86	(?)	100.0	100.7	(?)	.7
South	0723	12/86	(?)	100.0	102.0	(?)	2.0
West	0724	12/86	(?)	100.0	109.8	(?)	9.8
Exports (all grades)	08	12/86	(?)	100.0	106.6	(?)	6.6
Paper	0913		308.6	313.4	315.2	4.6	.6
Paper, exc newsprint & packaging paper	01		303.6	307.0	309.0	4.6	.7
Publication and printing paper, uncoated	0111	12/73	241.6	249.1	248.2	3.5	-4
Body stock for coating	0112	06/81	112.5	112.5	112.9	1.3	.4
Printing paper, coated two sides, no. 3 gra	0113	12/73	233.2	235.2	235.2	.4	0
Printing paper, coated two sides, no. 5 gra	0115	12/73	275.4	275.4	272.2	-5.0	-1.2
Printing paper, coated two sides, other gra	0116	06/81	120.8	122.2	122.9	.4	.6
Printing paper, coated one side	0117	06/81	122.7	123.5	123.4	2.2	-1
Book paper, no. 3, uncoated	0122		284.9	288.2	289.1	6.9	.3
Other book printing paper, uncoated	0123	06/81	104.7	108.2	106.6	8.8	-1.5
Unwatermarked bond, no. 4 grade	0131		230.2	231.1	231.4	1.5	.1
Form bond, 15 lb.	0134	12/75	148.6	149.3	159.1	23.2	6.6
Other form bond	0135	06/81	104.0	104.0	109.8	18.8	5.6
Other bond, except form bond	0136	06/81	110.9	111.6	111.6	2.9	0
Other chemical woodpulp writing paper	0137	06/81	101.1	102.9	104.6	9.8	1.7
Bond, 25% cotton fiber content	0141		310.7	310.7	320.3	7.7	3.1
Thin paper	0142	06/81	119.8	121.2	125.2	4.6	3.3
Cover text	0148	06/81	124.5	124.5	127.8	7.8	2.7
Uncoated body stock	0149	06/81	100.8	100.8	101.1	.6	.3
Newsprint	02						
Standard newsprint	0291		322.3	333.6	340.5	5.1	2.1
Packaging and industrial converting paper	03	06/81	106.4	109.1	110.7	7.6	1.5
Wrapping paper, except unbleached kraft	0302		336.6	336.6	344.8	3.3	2.4
Shipping sack paper, unbleached kraft	0304	12/73	218.0	233.6	234.0	10.9	.2
Bag & sack, except shipping sack, unbleache	0307	12/73	225.9	231.6	242.4	16.0	4.7
Bag & sack, exc. shipping sack, ex. unbleac	0308	06/81	110.7	111.6	111.6	2.2	0
Other converting 18lbs. and over, unbleache	0311	06/81	106.3	108.4	110.1	12.9	1.6
Other converting 18lbs. & over, ex. unbleac	0312	06/81	105.6	107.6	107.9	5.0	.3
Glassine, greaseproof, and vegetable parchm	0314	06/81	126.3	135.7	136.0	9.2	.2
Oil, waxed, and wax-laminated paper, printe	0315	12/82	109.9	109.9	109.6	3.8	-3
Laminated or coated rolls and sheets, excep	0316	12/82	104.6	105.3	106.6	3.8	1.2
Special industrial paper	04						
Special industrial paper	0401	06/81	110.3	111.3	111.6	2.5	.3
Other coated paper, ex. packaging & waxed	05						
Other coated paper, except packaging and wa	0501	12/82	109.6	109.2	109.7	1.5	.5
Tissue paper stock, ex. thin	06	06/83	111.7	114.0	112.5	1.4	-1.3
Sanitary paper stock	0601	06/83	109.5	110.8	109.3	.8	-1.4
Tissue paper stock, ex. sanitary & thin	0602	06/83	121.5	127.9	127.9	4.5	0
Paperboard	0914		274.9	278.7	286.0	8.1	2.6
Cor. paperboard in sheets & rolls	05						
Cor. paperboard in sheets & rolls	0551	06/80	114.7	116.6	120.0	5.7	2.9
Paperboard, ex. corrugated paperboard	11	12/82	112.9	114.4	117.4	8.3	2.6
Unbleached linerboard	1101	12/82	117.8	118.3	123.8	10.5	4.6
Other unbleached kraft pkg. & ind. conv. pa	1102	12/82	107.5	(?)	112.6	5.6	(?)
Bleached pkg. & ind. converting paperboard	1103	12/82	107.2	108.0	108.4	2.5	.4
Semichemical paperboard	1104	12/82	113.9	117.2	122.2	18.2	4.3
Recycled paperboard	1105	12/82	108.6	110.7	111.6	5.2	.8
Converted paper and paperboard products	0915		291.3	294.1	295.8	3.5	.6
Sanitary papers and health products	01		383.5	382.3	380.2	-1	-5
Sanitary napkins and tampons	0102	06/83	109.7	(?)	(?)	(?)	(?)
Sanitary tissue health products	0104	06/83	106.4	106.0	105.4	-8	-6
Paper bags and shipping sacks	02		309.1	318.9	318.8	7.3	0
Grocers' and variety bags (paper)	0214	12/83	153.7	159.4	159.6	16.2	.1
Specialty bags and liners	0216	12/83	96.8	97.8	97.6	-1.3	-2
Shipping sacks and multiwall bags, all	0218	12/83	109.0	115.3	115.6	9.1	.3
Paper boxes and containers	03		272.8	274.9	279.2	4.8	1.6
Setup paperboard boxes	0322	12/83	105.7	105.5	105.6	1.0	.1
Cor. shp. cont. for food & beverages	0323		272.2	277.2	283.5	7.4	2.3
Folding paperboard boxes	0332	12/83	105.8	106.4	107.6	2.8	1.1
Paperboard fiber drums	0337		350.7	357.3	377.1	7.7	5.5

See footnotes at end of table.

Table 6. Producer price indexes and percent changes for commodity groupings and individual items—Continued

(1967 = 100 unless otherwise indicated)

Commodity	Commodity code	Other index base	Index			Unadjusted percent change to Jan. 1987 From:	
			Sep. 1986 ¹	Dec. 1986 ¹	Jan. 1987 ¹	Jan. 1986	Dec. 1986
Converted paper and paperboard products—Continued	0915						
Cor. shp. cont. for paper & allied	0341	06/80	115.7	117.6	118.9	3.1	1.1
Cor. shp. cont. for glass, clay, stone	0342	06/80	120.1	121.0	121.0	6.0	0
Cor. shp. cont. for metal products ex. elec	0343	06/80	127.8	127.9	129.4	5.5	1.2
Cor. shp. cont. for electrical products	0344	06/80	113.1	113.1	115.4	6.1	2.0
Cor. shp. cont. for all other end uses	0345	06/80	116.7	117.2	121.0	7.2	3.2
Solid fiber boxes and containers	0346	06/80	123.6	124.2	124.8	2.7	.5
Milk and milk-type containers	0351		333.6	335.2	333.8	-5	-4
Cups and liquid-tight containers	0352	06/85	104.4	104.9	104.7	4.5	-2
Other sanitary food containers, boards & tr	0359	06/85	100.7	101.9	102.0	4.5	.1
Packaging accessories	04		309.7	311.8	311.7	1.5	0
Gummed sealing tape	0431		277.9	281.8	281.5	.5	-1
Cor. & solid fiber pallets, pads, & part.	0441	06/80	140.7	140.7	140.7	4.1	0
Wrapping products (gift wrap, etc.)	0451	06/85	100.0	100.6	100.6	(?)	0
Office supplies and accessories	06		238.1	241.2	242.9	2.7	.7
Envelopes	0636	12/84	100.9	102.6	103.0	3.8	.4
Inked ribbons	0642	12/85	95.7	95.6	95.5	-4.5	-1
Carbon and stencil paper	0644	12/85	102.8	102.8	103.3	3.3	.5
File folders	0645		282.6	283.7	287.2	1.3	1.2
Index cards	0647		251.6	251.8	251.8	.8	0
Rolls for adding machines & other business	0649		279.9	287.9	287.8	3.3	0
Stationery	0652	06/85	104.9	104.8	107.3	7.7	2.4
Tablets and related products	0653	06/85	100.0	103.5	105.3	3.3	1.7
Fiber and composite cans & related product	07		342.2	346.9	347.6	1.6	.2
Motor oil, one quart	0751		340.9	(?)	340.9	(?)	(?)
Food products, including pet food	0755	12/85	99.9	99.9	100.1	.1	.2
Cores and tubes	0757	12/85	100.0	103.5	103.8	3.9	.3
All vulcanized fiber prods. inc. cans, tube	0759	12/85	100.9	100.6	101.6	1.6	1.0
Pressed and molded pulp goods	08	06/85	100.9	100.5	102.2	1.9	1.7
Other molded pulp goods	0812	06/85	100.5	100.0	101.7	1.6	1.7
Misc. converted paper or paperboard product	09	12/84	100.6	100.8	100.1	-4	-7
Pasted, lined, laminated or surface coated	0901	12/84	100.2	100.2	100.2	0	0
Wall coverings	0902	06/85	99.0	99.1	97.0	-2.0	-2.1
Other converted paper and board products	0999	12/84	102.7	103.1	102.4	-1	-7
Pressure sensitive products	0916	12/82	109.4	109.0	108.9	1.1	-1
Building paper & building board mill pro	092		262.7	262.5	262.3	3.6	-1
Hardboard, particleboard & fiberboard pr	0922		237.6	237.2	236.4	3.8	-3
Hardboard, particleboard, and fiberboard	01		235.8	236.4	235.6	4.3	-3
Hardboard	0101		239.8	235.0	234.1	-5	-4
Particleboard, platen-type (mat-formed)	0123	12/82	113.0	116.2	116.3	10.8	.1
Fiberboard	0131	06/84	91.5	87.9	85.6	-10.7	-2.6
Fabricated hardboard products	02						
Fabricated hardboard products	0201	06/84	106.1	101.3	100.9	-1.0	-4
Building board, const. paper & felt stoc	0923	12/85	101.7	101.8	103.1	3.4	1.3
Board: asphalt, hardpressed, insul. roofin	01	12/85	101.7	102.3	102.5	2.2	.2
1/2" board	0101	12/85	98.5	97.4	96.4	-4.1	-1.0
Other board sizes	0109	12/85	102.5	103.5	104.0	3.8	.5
Publications, printed matter & printing	093	12/80	146.7	147.5	149.2	3.3	1.2
Newspapers	0931	12/80	159.8	160.7	163.7	4.2	1.9
Circulation	01	12/80	142.9	144.1	143.9	3.5	-1
Subscriptions, through intermediary	0111	12/80	150.5	151.7	151.2	3.1	-3
Subscriptions, direct to reader	0112	12/80	153.5	154.9	155.4	6.1	.3
Single-copy sales, through intermediary	0121	12/80	134.4	136.5	136.5	6.3	0
Single-copy sales, direct to reader	0122	12/80	110.7	110.7	110.7	0	0
Advertising	02	12/80	165.3	166.2	170.3	4.5	2.5
Classified advertising	0211	12/80	175.1	176.1	180.4	2.6	2.4
Retail, mfg., & other commercial ads, natio	0221	12/80	192.5	193.2	200.0	6.0	3.5
Retail, mfg., & other commercial ads, regio	0222	12/80	158.2	159.1	162.7	5.1	2.3
Insertion of preprinted advertising	0223	06/86	100.0	100.0	102.9	(?)	2.9
Periodicals	0932	12/80	158.8	159.5	162.6	4.2	1.9
Circulation	01	12/80	148.3	148.7	150.8	3.6	1.4
Industrial periodicals	0121	12/80	130.5	130.5	135.1	(?)	3.5
Merchandising periodicals	0122	12/80	172.5	179.3	179.3	(?)	0
Professional periodicals	0123	12/80	155.4	156.2	156.4	3.6	.1
Women's periodicals subscriptions	0131	12/80	137.3	(?)	137.1	-1	(?)
Women's periodicals, single-copy sales	0132	12/80	156.0	156.0	156.0	1.4	0
General interest periodicals, subscriptions	0133	12/80	162.0	162.0	166.9	5.8	3.0
General interest periodicals, single-copy s	0134	12/80	135.1	134.8	134.7	3.4	-1
Religious periodicals	0141	12/80	145.2	145.2	145.2	2.1	0
Advertising	02	12/80	166.8	167.8	171.6	4.6	2.3
General farm periodicals	0211	12/80	143.3	143.3	143.3	2.2	0
Specialized farm periodicals	0212	12/80	182.6	(?)	(?)	(?)	(?)
Industrial periodicals	0221	12/80	148.4	148.4	152.6	7.8	2.8
Merchandising periodicals	0222	12/80	148.8	150.7	150.9	2.0	.1

See footnotes at end of table.

Table 6. Producer price indexes and percent changes for commodity groupings and individual items—Continued

(1967 = 100 unless otherwise indicated)

Commodity	Commodity code	Other index base	Index			Unadjusted percent change to Jan. 1987 From:	
			Sep. 1986 ¹	Dec. 1986 ¹	Jan. 1987 ¹	Jan. 1986	Dec. 1986
Periodicals—Continued	0932						
Professional periodicals	0223	12/80	149.5	150.2	154.8	4.5	3.1
Women's periodicals	0231	12/80	174.6	173.6	173.6	.5	0
General interest periodicals	0233	12/80	186.5	189.0	193.5	5.4	2.4
General news periodicals	0235	12/80	185.0	185.0	189.3	2.3	2.3
Other periodicals, n.e.c.	0243	12/80	133.9	137.8	138.5	4.1	.5
Book publishing	0933	12/80	139.7	142.7	143.0	4.6	.2
Textbooks	01	12/80	160.0	166.1	166.1	6.7	0
Elementary, hardbound	0111	12/80	147.8	156.2	156.2	5.7	0
Elementary, paperbound	0112	12/80	168.5	178.7	178.7	21.5	0
High school, hardbound	0113	12/80	159.8	165.0	165.0	5.5	0
College, hardbound	0115	12/80	166.6	170.8	170.8	4.8	0
College, paperbound	0116	12/80	175.2	181.0	180.8	5.4	-.1
Workbooks	0117	12/80	162.7	170.4	170.4	8.5	0
Technical, scientific & professional books	02	12/80	136.9	137.0	137.1	2.0	.1
Medical books, hardbound	0213	12/80	136.9	136.9	137.3	1.4	.3
Medical books, paperbound	0214	12/80	135.2	135.2	135.2	.4	0
Other, hardbound	0217	12/80	143.5	143.5	143.5	0	0
Religious books	03	12/80	137.0	137.0	141.0	3.7	2.9
General books	04	12/80	127.3	130.2	130.1	4.3	-.1
Adult trade, hardbound	0411	12/80	111.3	112.4	112.3	0	-.1
Adult trade, paperbound	0412	12/80	133.5	142.5	142.5	10.0	0
Mass market paperbacks	0414	12/80	130.8	133.3	133.3	3.1	0
Juvenile books	0415	12/80	121.9	121.9	121.9	6.6	0
General reference books	05	12/80	133.2	133.2	135.5	3.9	1.7
Subscription encyclopedias	0511	12/80	130.9	130.9	(?)	(?)	(?)
Other, including atlases	0514	12/80	153.6	153.6	153.6	(?)	0
Book printing	0934	12/83	113.4	111.0	112.0	3.9	.9
Books, printed only, lithographic	0101	12/83	134.1	(?)	(?)	(?)	(?)
Books, printed and bound, lithographic	0102	12/83	109.2	109.3	109.3	.9	0
Printed or printed and bound, not lith	0103	12/83	107.5	107.4	106.5	-.1	-.8
Pamphlets, etc., printed or printed an	0104	12/83	116.1	105.4	117.4	11.6	11.4
Manifold business forms	0935	12/83	109.5	111.3	112.1	6.6	.7
Unit set forms	0101	12/83	110.3	112.9	114.0	6.7	1.0
Manifold books	0102	12/83	107.0	107.1	107.4	2.5	.3
Custom continuous forms	0103	12/83	111.6	112.4	113.6	7.4	1.1
Stock continuous forms	0104	12/83	102.5	105.1	105.4	5.6	.3
Miscellaneous publishing	0936	06/84	108.1	109.0	110.0	2.5	.9
Catalogs and directories, publishing	0101	06/84	107.1	109.3	110.7	3.2	1.3
Business service publications	0102	06/84	108.7	109.8	114.4	5.9	4.2
Other miscellaneous publishing	0103	06/84	110.7	111.4	111.6	2.9	.2
Greeting card publishing	0104	12/85	100.2	100.5	100.5	.5	0
Commercial printing	0937	06/82	114.2	114.6	115.4	1.6	.7
Magazine and periodical printing	01						
Lithographic	0102	06/82	112.9	113.2	114.6	.9	1.2
Labels for packaging, rolls and sheets	02	06/82	110.7	110.9	112.8	2.1	1.7
Letterpress	0201	06/82	110.5	111.0	114.5	3.8	3.2
Lithographic	0202	06/82	111.5	111.5	111.5	.2	0
Gravure	0203	06/82	109.9	109.9	110.4	.3	.5
Catalog and directory printing	03	06/82	109.8	109.8	110.1	-.1	.3
Lithographic	0302	06/82	112.1	112.1	112.5	-.8	.4
Financial and legal printing	04	06/82	118.1	118.1	118.7	.8	.5
Lithographic	0402	06/82	114.0	113.9	113.9	.1	0
Advertising printing	05	06/82	116.7	117.1	117.7	1.4	.5
Letterpress	0501	06/82	133.6	134.8	139.7	6.5	3.6
Lithographic	0502	06/82	113.9	114.2	114.3	.6	.1
Other general job printing	06	06/82	116.5	117.6	118.1	3.7	.4
Letterpress	0601	06/82	120.6	122.2	123.3	5.5	.9
Lithographic	0602	06/82	113.8	114.6	114.8	2.7	.2
Gravure	0603	06/82	110.5	110.7	110.7	.7	0
Commercial printing, n. e. c.	07	06/82	113.9	114.0	114.3	2.4	.3
Screen printing, excluding textiles	0701	06/82	114.8	114.9	115.2	2.5	.3
Gravure plates and cylinders	0702	06/82	105.6	105.6	105.6	1.8	0
Engraving and plate printing	08	12/84	103.8	104.6	104.8	1.7	.2
Printed products	0801	12/84	104.1	104.7	105.3	1.9	.6
Plates made for others, excl. duplicates	0802	12/84	101.8	103.2	103.2	3.2	0
Blankbooks, binders, and bookbinding wor	0938	06/85	104.2	104.0	105.3	2.8	1.3
Blankbooks, looseleaf binders, and devices	01	06/85	104.6	103.8	105.6	3.1	1.7
Blankbook making	0101	06/85	106.9	106.9	108.5	4.7	1.5
Looseleaf binders and devices	0102	06/85	101.1	99.0	101.2	.5	2.2
Bookbinding and related work	02	12/85	101.6	102.3	102.4	2.1	.1
Hardcover bookbinding	0201	12/85	102.8	103.6	103.6	3.0	0
Other bookbinding	0202	12/85	100.5	101.2	101.3	1.2	.1
Services for the printing trade	0939	06/85	101.3	101.6	101.5	.7	-.1

See footnotes at end of table.

Table 6. Producer price indexes and percent changes for commodity groupings and individual items—Continued

(1967 = 100 unless otherwise indicated)

Commodity	Commodity code	Other index base	Index			Unadjusted percent change to Jan. 1987 From:	
			Sep. 1986 ¹	Dec. 1986 ¹	Jan. 1987 ¹	Jan. 1986	Dec. 1986
Services for the printing trade—Continued	0939						
Typesetting	01	06/85	101.0	101.1	101.4	0.6	0.3
Photoengraving	02	06/85	102.0	102.6	102.6	1.4	0
Electrotyping and stereotyping	03	12/85	100.0	100.0	100.0	0	0
Lithographic platemaking services	04	12/85	100.6	101.2	100.7	.8	-5
Preparation of lithographic plates	0401	12/85	99.7	100.0	98.0	-1.9	-2.0
Other lithographic platemaking services	0402	12/85	101.3	102.3	102.3	2.3	0
Metals and metal products	10		311.7	311.8	313.2	.7	.4
Iron and steel	101		343.7	343.7	346.8	1.2	.9
Iron ore	1011		243.5	243.3	247.7	-6.0	1.8
Pellets	0117	12/69	281.9	281.6	281.8	-8.5	.1
Iron and steel scrap	1012		256.1	257.4	262.4	1.9	1.9
Carbon steel scrap	11	12/86	(?)	100.0	102.4	(?)	2.4
Heavy melting, Pittsburgh	1101	12/86	(?)	100.0	(?)	(?)	(?)
Heavy melting, Northeast	1102	12/86	(?)	100.0	99.4	(?)	-6
Heavy melting, Chicago	1103	12/86	(?)	100.0	104.8	(?)	4.8
Heavy melting, Ohio and Lake Erie	1104	12/86	(?)	100.0	(?)	(?)	(?)
Heavy melting, South	1105	12/86	(?)	100.0	105.7	(?)	5.7
Heavy melting, West	1106	12/86	(?)	100.0	104.7	(?)	4.7
Heavy melting, export shipments	1107	12/86	(?)	100.0	(?)	(?)	(?)
Bundles, Pittsburgh	1111	12/86	(?)	100.0	(?)	(?)	(?)
Bundles, Northeast	1112	12/86	(?)	100.0	98.4	(?)	-1.6
Bundles, Chicago	1113	12/86	(?)	100.0	102.9	(?)	2.9
Bundles, Ohio and Lake Erie	1114	12/86	(?)	100.0	103.5	(?)	3.5
Bundles, South	1115	12/86	(?)	100.0	(?)	(?)	(?)
Bundles, West	1116	12/86	(?)	100.0	(?)	(?)	(?)
Bundles, export shipments	1117	12/86	(?)	100.0	(?)	(?)	(?)
Shredded scrap, Ohio and Lake Erie	1124	12/86	(?)	100.0	(?)	(?)	(?)
Shredded scrap, South	1125	12/86	(?)	100.0	97.3	(?)	-2.7
Shredded scrap, West	1126	12/86	(?)	100.0	(?)	(?)	(?)
Shredded scrap, export shipments	1127	12/86	(?)	100.0	(?)	(?)	(?)
Cut plate and structural scrap, Pittsburgh	1131	12/86	(?)	100.0	(?)	(?)	(?)
Cut plate and structural scrap, Northeast	1132	12/86	(?)	100.0	104.9	(?)	4.9
Cut plate and structural scrap, Chicago	1133	12/86	(?)	100.0	(?)	(?)	(?)
Cut plate and structural scrap, Ohio and La	1134	12/86	(?)	100.0	(?)	(?)	(?)
Cut plate and structural scrap, South	1135	12/86	(?)	100.0	102.0	(?)	2.0
Other carbon steel scrap, Northeast	1142	12/86	(?)	100.0	(?)	(?)	(?)
Other carbon steel scrap, Ohio and Lake Eri	1144	12/86	(?)	100.0	(?)	(?)	(?)
Other carbon steel scrap, South	1145	12/86	(?)	100.0	(?)	(?)	(?)
Other carbon steel scrap, export shipments	1147	12/86	(?)	100.0	(?)	(?)	(?)
Stainless and alloy steel scrap	12	12/86	(?)	100.0	101.9	(?)	1.9
Northeast	1202	12/86	(?)	100.0	(?)	(?)	(?)
Ohio and Lake Erie	1204	12/86	(?)	100.0	103.6	(?)	3.6
South	1205	12/86	(?)	100.0	(?)	(?)	(?)
Export shipments	1207	12/86	(?)	100.0	(?)	(?)	(?)
Cast iron scrap	13	12/86	(?)	100.0	99.3	(?)	-7
Pittsburgh	1301	12/86	(?)	100.0	(?)	(?)	(?)
Northeast	1302	12/86	(?)	100.0	99.3	(?)	-7
Chicago	1303	12/86	(?)	100.0	(?)	(?)	(?)
South	1305	12/86	(?)	100.0	(?)	(?)	(?)
West	1306	12/86	(?)	100.0	101.0	(?)	1.0
Export shipments	1307	12/86	(?)	100.0	(?)	(?)	(?)
Foundry and forge shop products	1015		361.9	363.3	363.9	0	.2
Pressure & soil pipe & fittings, cast iron	02	12/80	128.4	128.7	129.6	4.5	.7
Soil pipe & fittings, gray & ductile iron	0235	12/80	155.7	156.6	160.8	10.6	2.7
Pressure pipe and fittings, ductile iron	0237	12/80	107.0	107.0	107.0	.2	0
Pressure pipe and fittings, gray iron	0239	12/80	114.8	114.9	114.7	.9	-2
Motor vehicle castings, gray/ductile iron	03	12/80	114.5	114.3	114.5	-5	.2
Castings for passenger cars, grey iron	0321	12/80	113.7	113.7	113.7	-7	0
Castings for other motor vehicles, grey iro	0322	12/80	117.5	116.9	116.9	-8	0
Castings for passenger cars, ductile iron	0323	12/80	119.2	119.1	119.5	.9	.3
Castings for other motor vehicles, ductile	0324	12/80	99.4	98.5	98.8	-2.8	.3
Gray & ductile iron castings, other	04	12/80	114.6	114.5	114.6	-2	.1
Molds & stools for heavy steel ingots	0423	12/67	393.1	387.2	387.2	-2.1	0
Castings for construction & utility use	0425	12/80	115.3	115.1	115.4	.1	.3
Ductile iron castings, other	0427	12/80	119.4	119.1	118.6	-1.3	-4
Grey iron castings, other	0429	12/80	115.8	116.2	116.3	.5	.1
Malleable iron castings	05	06/81	102.8	102.6	107.1	-3.0	4.4
Standard malleable iron castings	0511	06/81	107.0	106.8	107.9	-4.1	1.0
Steel investment castings	06	06/81	123.6	135.5	132.2	8.1	-2.4
Carbon and low alloy steel investment casti	0614	06/81	132.9	133.8	133.3	.5	-2.9
High alloy steel investment castings	0621	06/81	120.5	136.0	132.1	11.1	-2.9
Other steel castings, carbon steel	07	06/81	107.9	108.0	108.0	-6	0
Railroad wheels and specialties	0712	06/81	96.1	96.1	96.1	-1	0
All other carbon steel castings	0736	06/81	111.3	111.3	111.3	-7	0
Other steel castings, high alloy steel	08	06/81	103.1	103.1	103.7	-1.0	.6

See footnotes at end of table.

Table 6. Producer price indexes and percent changes for commodity groupings and individual items—Continued

(1967 = 100 unless otherwise indicated)

Commodity	Commodity code	Other index base	Index			Unadjusted percent change to Jan. 1987 From:	
			Sep. 1986 ¹	Dec. 1986 ¹	Jan. 1987 ¹	Jan. 1986	Dec. 1986
Foundry and forge shop products—Continued	1015						
All other high alloy steel castings	0818	06/81	103.5	103.5	104.2	-1.0	0.7
Other steel castings, low alloy steel	09	06/81	109.0	109.0	109.3	-1.0	.3
Railway specialties and rolls for rolling m	0907	06/81	103.3	104.4	106.5	(?)	2.0
All other low alloy steel castings	0917	06/81	109.8	109.4	109.7	-1.2	.3
Open die or smith forgings, ferrous	12	06/82	90.7	90.6	90.6	-1.9	0
Carbon steel	1261	06/82	88.7	88.7	88.7	-5.7	0
Alloy steel, excluding stainless and h	1263	06/82	91.4	91.2	91.2	.4	0
Other forge shop products	13	06/82	98.1	98.0	98.8	-4	.8
Seamless rolled ring forgings, ferrous	1329	06/82	98.6	98.5	99.1	-2.3	.6
Closed die forging, carbon steel	1351		404.6	404.1	410.0	.2	1.5
Closed die forging, alloy steel	1353		394.6	394.6	394.5	-1.2	0
Closed die forgings, stainless steel	1355	12/83	93.6	93.6	93.6	1.3	0
Closed die forgings, other ferrous	1357	12/83	81.1	81.1	81.1	-1.6	0
Blast and electric furnace products	1016						
Blast furnace products	02	06/82	300.2	299.5	300.5	1.1	.3
Other blast furnace products	0298	12/86	97.4	97.9	98.2	.6	.3
Electric furnace products	03	06/82	(?)	100.0	(?)	(?)	(?)
Other electric furnace products	0315	06/83	94.7	94.1	94.5	1.4	.4
			101.7	99.9	100.9	.5	1.0
Steel mill products	1017						
Semifinished steel mill products	02	06/82	350.3	349.7	353.0	1.5	.9
Semifinished steel mill products	0299		99.0	98.8	99.8	.6	1.0
Hot rolled sheet and strip, incl. tin mill	03	06/82	366.6	366.2	369.6	.6	.9
Hot rolled bars, plates, & structural shap	04	06/82	108.5	107.9	109.9	3.1	1.9
Steel wire	05	06/82	94.2	94.0	94.3	.5	.3
Plain wire, carbon steel	0511		97.7	97.3	97.3	-1.4	0
Galvanized wire, carbon steel	0515	06/82	358.0	355.6	355.9	-2.2	.1
Other coated wire, carbon steel	0519	06/82	93.5	93.5	93.5	1.0	0
Wire, stainless steel	0551	06/82	98.1	98.1	98.1	-6	0
Steel pipe and tubes	06	06/82	101.0	100.7	100.7	.3	0
Standard pipe, carbon	0611	06/82	89.3	89.1	89.2	-1.8	.1
Line pipe, carbon	0612		85.9	86.1	86.1	-3.9	0
Casing (OCTG), carbon	0614		402.9	402.9	403.4	.1	.1
Pressure tubing, seamless, carbon	0621	06/82	353.4	357.1	359.1	-2.2	.6
Pressure tubing, welded, carbon	0622	06/82	80.2	80.2	80.2	-1.4	0
Mechanical tubing, seamless, carbon	0623		98.5	98.5	99.3	2.3	.8
Mechanical tubing, welded, carbon	0624		364.2	364.2	367.8	(?)	1.0
Structural pipe and tubing, carbon	0627	06/82	302.2	302.9	303.5	1.5	.2
Casing (OCTG), alloy	0634		97.6	(?)	96.0	-1.8	(?)
Tubing (OCTG), alloy	0635	06/82	357.5	(?)	(?)	(?)	(?)
Other pipe and tubing, incl. std. pipe, sta	0669	06/82	68.5	(?)	(?)	(?)	(?)
Cold rolled sheets and strip	07	06/82	96.2	95.2	96.0	-10.7	.8
Sheets, c.r., carbon	0711		105.9	106.7	108.2	4.6	1.4
Strip, c.r., carbon	0715		360.2	362.0	369.2	5.4	2.0
Sheets and strip, c.r., alloy	0733	06/82	388.5	393.3	393.3	1.9	0
Strip, c.r., stainless	0755		107.2	107.2	107.2	-1.0	0
Cold finished bars	08	06/82	264.7	265.4	268.1	2.8	1.0
Bars, c.f., carbon	0811		97.9	98.0	97.5	-1.3	-5
Bars, c.f., alloy	0831		330.2	330.9	330.1	.6	-2
Bars, c.f., stainless, 300 series	0852		305.0	305.4	305.4	-1.1	0
Other steel mill products	09	06/82	289.4	287.3	281.4	-9.5	-2.1
			96.8	95.7	95.8	-2.5	.1
Nonferrous metals	102						
Nonferrous metal ores	1021	12/83	260.3	259.7	262.4	1.0	1.0
Silver ores	04	12/83	80.8	89.4	93.9	34.5	5.0
Gold ores	05	06/85	66.8	62.0	56.0	-17.5	-9.7
Uranium-radium-vanadium ores	08	12/85	108.7	107.7	117.0	21.9	8.6
Uranium concentrated and precipitates	0802	12/85	97.8	97.5	97.5	-2.9	0
			97.3	97.2	97.2	-3.2	0
Primary nonferrous metals	1022						
Primary nonferrous metals, except precious	01		272.8	270.6	272.3	3.8	.6
Primary aluminum ingot, unalloyed	0117	12/80	240.3	241.7	242.2	3.0	.2
Primary aluminum ingot, alloyed	0118	12/80	95.4	92.5	92.9	-1.7	.4
Aluminum extrusion billet	0121	12/80	100.9	100.2	100.4	.3	.2
Cobalt	0122		99.6	97.2	96.7	1.7	-5
Domestic copper cathode	0123		610.9	610.9	378.4	-38.1	-38.1
Lead, pig, common	0127		165.3	164.0	166.2	-4.4	1.3
Zinc, slab, prime Western	0132		164.3	201.8	203.6	52.1	.9
Zinc, slab, special high grade	0133		309.2	317.0	298.7	21.2	-5.8
Antimony	0136		297.5	307.5	297.5	25.4	-3.3
Mercury, 76 lb. flask	0146		383.8	326.0	328.0	-14.5	0
Magnesium, pig ingot	0151		36.6	44.2	43.5	-21.1	-1.6
Titanium sponge	0156		425.6	425.6	425.6	0	0
Precious metals	02		(?)	(?)	(?)	(?)	(?)
Gold, refined	0271		544.0	512.6	539.8	10.5	5.3
Silver, bar, refined, .999 fine	0272		1169.3	1105.2	1168.6	20.5	5.7
Platinum	0273		374.4	351.3	365.5	-7.9	4.0
			570.2	431.7	482.1	48.4	11.7

See footnotes at end of table.

Table 6. Producer price indexes and percent changes for commodity groupings and individual items—Continued

(1967 = 100 unless otherwise indicated)

Commodity	Commodity code	Other index base	Index			Unadjusted percent change to Jan. 1987 From:	
			Sep. 1986 ¹	Dec. 1986 ¹	Jan. 1987 ¹	Jan. 1986	Dec. 1986
Nonferrous scrap	1023		185.0	186.1	190.7	6.3	2.5
Copper base scrap	01		125.7	127.3	129.6	1.9	1.8
No. 1 copper scrap, including wire	0101	12/86	(?)	100.0	101.0	(?)	1.0
No. 2 copper scrap, including wire	0102	12/86	(?)	100.0	102.7	(?)	2.7
Yellow brass scrap	0103	12/86	(?)	100.0	104.3	(?)	4.3
Other copper and brass scrap	0104	12/86	(?)	100.0	100.8	(?)	.8
Copper and brass scrap, exports	0199	12/86	(?)	100.0	101.0	(?)	1.0
Aluminum base scrap	02		393.1	393.1	400.0	13.1	1.8
Solids and clippings, new scrap	0201	12/86	(?)	100.0	101.8	(?)	1.8
Borings, turnings, and other new scrap	0202	12/86	(?)	100.0	(?)	(?)	(?)
Used beverage can scrap	0205	12/86	(?)	100.0	102.0	(?)	2.0
Other old scrap	0206	12/86	(?)	100.0	101.3	(?)	1.3
Aluminum scrap, exports	0299	12/86	(?)	100.0	104.6	(?)	4.6
Other nonferrous scrap nec.	03		177.3	176.9	185.3	3.3	4.7
Lead scrap	0301	12/86	(?)	100.0	100.6	(?)	.6
Zinc scrap	0302	12/86	(?)	100.0	(?)	(?)	(?)
Other nonferrous scrap	0304	12/86	(?)	100.0	(?)	(?)	(?)
New scrap nickel, clips and solids, N.Y.lb.	0326		126.6	(?)	(?)	(?)	(?)
Secondary nonferrous metals	1024		216.2	217.8	222.9	1.0	2.3
Aluminum, except extrusion billet	02	12/80	82.9	78.7	82.0	-1.0	4.2
Aluminum ingot	0201	12/80	80.5	75.8	79.6	-4.0	5.0
Other types, except extrusion billet	0202	12/80	79.2	77.9	77.1	-1.0	-1.0
Refined copper	03	12/80	68.2	66.8	65.1	-1.0	-2.5
Brass ingot, alloyed	0302	12/80	68.9	68.4	65.3	-1.0	-4.5
Other copper-base alloys, except brass and	0305	12/80	88.9	91.3	92.2	0.0	1.0
Refined lead	04	12/80	63.8	74.6	76.0	0.0	1.9
Antimonial lead, alloyed	0402		197.0	234.1	240.2	0.0	2.6
Refined zinc	05	12/80	103.6	104.1	103.4	0.0	-0.7
Zinc-base alloys	0503	12/80	101.1	101.5	100.8	0.0	-0.7
Precious metals	06	12/80	60.9	57.6	60.4	0.0	4.9
Gold, unalloyed	0601	12/80	66.8	(?)	(?)	(?)	(?)
Silver, unalloyed	0602	12/80	34.9	32.9	33.5	-0.2	1.8
Nonferrous mill shapes	1025		299.8	297.4	298.8	-0.1	.5
Aluminum mill shapes	01		302.7	298.7	299.1	-0.1	.1
Sheet, coiled, bare, siding	0103		253.5	251.2	251.2	-0.2	0
Sheet, coiled, bare, finstock	0104		401.7	(?)	(?)	(?)	(?)
Sheet, coiled, bare, beer can stock	0106	12/68	331.1	331.1	331.1	0.0	0
Sheet, coiled, bare, all others	0107	06/81	99.0	94.2	94.3	-0.1	.1
Sheet, coiled, nonheat-treatable, precoated	0108	06/81	104.2	102.8	102.8	-0.1	0
Sheet, flat, nonheat-treatable, bare	0109	06/81	94.7	93.2	93.2	-0.1	0
Foil, plain (under .006 inches)	0111		210.6	210.2	210.2	0.0	0
Sheet, flat, heat-treatable	0114	06/83	99.8	99.8	101.6	0.0	1.8
Sheet, coiled, non-heat treatable, bare, reroll	0115	06/83	86.3	77.6	81.3	-0.1	4.8
Tube, extruded, 6000 alloy series	0121	12/68	283.6	282.8	282.9	0.0	0
Tube, drawn, 6000 alloy series	0123	12/69	311.0	311.0	311.0	0.0	0
Plate, heat-treatable	0127	12/68	402.9	402.9	403.7	0.0	.2
Bar, extruded, other than 2000 and 7000 all	0132	12/81	81.2	83.6	83.6	0.0	0
Pipe, extruded	0135	12/81	101.4	101.4	101.4	0.0	0
Rod, extruded, other than 2000 and 7000 all	0147	12/81	104.6	104.9	104.9	0.0	0
Extrusion, solid, circle size under 3	0151	12/81	112.4	111.7	111.7	0.0	0
Extrusion, solid, circle size 3 to under 4	0152	12/81	106.8	105.7	105.5	-0.1	-0.2
Extrusion, solid, circle size 4 to under 5	0153	12/81	108.5	108.3	108.3	0.0	0
Extrusion, solid, circle size 5 to 9	0154	12/81	107.2	107.5	107.5	0.0	0
Extrusion, solid, in 2000 and 7000 alloy se	0157	12/81	105.5	105.5	105.4	0.0	-0.1
Copper and brass mill shapes	02		217.8	218.7	221.0	0.0	1.1
Copper-base alloy strip	0231		251.6	251.5	258.1	0.0	2.6
Copper-base alloy rod	0232		195.1	194.8	195.8	0.0	.5
Copper-base alloy tube, non-plumbing	0233		261.9	276.1	272.7	0.0	-1.2
Copper tubing, non-plumbing	0253		195.0	205.2	205.2	0.0	0
Copper tubing, plumbing	0254	12/80	78.3	(?)	77.1	-0.1	(?)
Copper rod	0256	12/80	84.8	85.3	85.1	0.0	-0.2
Copper strip	0263	12/86	(?)	100.0	97.4	(?)	-2.6
Other copper and copper-alloy mill shapes	0265	12/86	(?)	100.0	100.6	(?)	.6
Nickel alloy mill shapes	04	12/70	231.5	231.9	231.5	0.0	-0.2
Nickel plate, 200 alloy	0462	12/70	229.4	229.4	229.4	0.0	0
Monel sheet, 400 alloy	0463		331.7	331.7	331.7	0.0	0
Titanium mill shapes	05	12/70	276.5	276.5	270.4	-0.1	-2.2
Other mill shapes	19	12/70	352.3	347.7	354.9	0.0	2.1
Gold mill shapes	1901	06/82	139.9	133.8	140.2	0.0	4.8
Other silver mill shapes, except wire	1902	06/83	55.0	52.0	(?)	(?)	(?)
Other lead mill shapes, except powder and w	1997	06/83	71.7	73.4	74.0	0.0	.8
Other nonferrous metal wire	1998	06/83	91.5	93.3	93.4	0.0	.1
Other nonferrous metal mill shapes	1999	06/83	95.1	95.8	94.6	-0.1	-1.3
Nonferrous wire and cable	1026		206.0	204.7	205.4	-0.1	.3
Electric wire and cable	0301	12/82	105.2	104.9	105.5	0.0	.6
Telephone and telegraph wire and cable	0303	12/82	104.4	104.0	104.1	0.0	.1
Control and signal wire and cable	0305	12/82	106.3	105.9	105.6	0.0	-0.3
Building wire and cable	0307	12/82	99.6	99.3	99.1	-0.1	-0.2

See footnotes at end of table.

Table 6. Producer price indexes and percent changes for commodity groupings and individual items—Continued

(1967 = 100 unless otherwise indicated)

Commodity	Commodity code	Other index base	Index			Unadjusted percent change to Jan. 1987 From:	
			Sep. 1986 ¹	Dec. 1986 ¹	Jan. 1987 ¹	Jan. 1986	Dec. 1986
Nonferrous wire and cable—Continued	1026						
Apparatus wire and cordage	0309	12/82	98.6	98.8	98.7	0.6	-0.1
Magnet wire	0311	12/82	101.4	99.3	100.3	-1.0	1.0
Power wire and cable	0313	12/82	102.9	101.2	102.3	-3	1.1
Copper and copper-alloy wire, bare and thin	0314	12/86	(²)	100.0	100.2	(²)	.2
Automotive primary wire	0317		224.9	225.9	225.0	-7	-4
Airframe, shipboard and ground support cabl	0323	12/82	100.7	100.7	(²)	(²)	(²)
Appliance wire and flexible cord sets	0324	12/85	101.5	101.3	101.3	1.3	0
Other insulated and covered wire and cable,	0325	12/82	96.9	96.7	97.1	-2.3	.4
Nonferrous forge shop products	1027	12/83	104.5	104.4	104.9	1.4	.5
Hot impressed die,inpact, press,& upse	0111	12/83	104.2	104.0	104.6	.4	.6
Nonferrous foundry shop products	1028	06/77	147.6	147.9	148.2	1.6	.2
Castings, alum./alum.-base alloy	02	06/77	151.5	151.3	151.9	2.0	.4
Motor vehicle die castings	0201	12/72	283.6	283.1	284.2	2.5	.4
Other die castings	0203	06/83	109.1	108.7	110.0	2.5	1.2
Sand castings	0204	06/83	106.1	106.2	106.1	.4	-1
Perm. and semi-perm. mold castings	0205	06/83	107.7	107.7	107.7	2.0	0
Other castings and cast products	0206	06/83	109.2	109.2	108.8	3.6	-4
Copper and copper-base alloy castings	03	06/83	102.7	102.9	102.9	.3	0
Copper and copper-base alloy sand castings	0301	06/83	104.6	105.0	105.0	1.2	0
Other copper/copper-base alloy castings	0302	06/83	98.5	98.5	98.5	-2.2	0
Copper-base bearings/bushings, nonmachined	0303	06/83	99.6	(²)	(²)	(²)	(²)
Zinc Castings	04						
Zinc and zinc-base alloy castings	0401	06/77	144.9	146.7	147.1	2.2	.3
Magnesium and magnesium-base castings	05	06/83	103.3	104.1	103.3	0	-8
Other nonferrous castings	06	06/83	108.1	107.0	106.8	-3	-2
Metal containers	103		362.5	362.5	361.4	-.1	-.3
Metal cans and can components	1031		367.1	367.1	365.7	-.1	-.4
Steel cans	02	06/81	116.0	116.0	116.6	.6	.5
Meat (including poultry) cans	0205	12/86	(²)	100.0	(²)	(²)	(²)
Fruit and fruit juice cans	0209	06/81	127.5	127.5	131.7	2.8	3.3
Vegetable and vegetable juice cans	0211		(²)	(²)	373.5	-.1	(²)
All other food (including soup) cans	0215	06/81	129.7	129.7	129.7	.1	0
Paint and varnish cans	0218	06/81	119.9	119.9	119.9	-.1	0
All other non-food cans	0222	06/81	116.8	116.8	117.2	2.9	.3
Aluminum cans	03	06/81	112.6	112.6	111.1	-.7	-1.3
Soft drink cans	0301	12/72	239.1	239.1	235.7	1.3	-1.4
Beer cans	0302	12/70	274.3	274.5	271.0	.7	-1.3
Metal can component (steel and aluminum)	04						
Metal can components (steel and aluminum)	0401	06/81	121.9	121.7	118.4	-2.1	-2.7
Barrels, drums, and pails	1032		336.5	336.7	338.2	.1	.4
Steel pails	0101		311.0	311.0	311.0	-.7	0
Steel shipping barrels and drums	0102		350.7	350.9	353.6	.3	.8
All other metal barrels	0103	06/83	99.9	99.9	99.9	.8	0
Hardware	104		306.1	305.3	303.7	-2.2	-5
Hardware, n.e.c.	1041		277.2	274.6	272.6	-3.9	-7
Builders hardware	01		314.1	311.2	312.6	-.1	.4
Doorlocks, locksets, locktrim, exc.arch. tr	0122	06/85	101.5	101.1	102.0	1.7	.9
Hinges, exc. cabinet hinges, incl. spring h	0124	06/85	99.7	90.0	89.2	-12.8	-.9
Door controls, closers and checking devices	0132	06/85	102.7	102.7	104.1	1.4	1.4
Key blanks	0139	06/85	100.0	100.1	100.1	.1	0
Window hardware	0144	06/85	103.2	103.2	(²)	(²)	(²)
Rim locks and other locking devices	0145	06/85	116.5	(²)	118.2	.5	(²)
Cabinet hinges	0146		341.2	344.2	344.2	1.0	0
Cabinet hardware	0147	06/85	108.2	108.7	108.7	-1.9	0
Others builders hardware	0148	06/85	102.7	102.7	102.7	2.5	0
Screen and storm door hardware	0149	06/85	102.2	100.9	100.9	.9	0
Transportation equipment hardware	03	12/87	225.6	222.2	217.5	-8.8	-2.1
Motor vehicle hardware	0311	06/85	94.2	92.6	90.0	-11.2	-2.8
Marine hardware	0321	06/85	103.3	101.3	(²)	(²)	(²)
Aircraft hardware	0331	06/85	101.0	101.8	101.8	.8	0
Furniture hardware	04		405.9	405.9	399.6	-.4	-1.6
Other hardware, n.e.c.	05						
Hand and edge tools	1042		384.1	388.5	387.9	1.6	-.2
Axes, adzes, and hatchets	0106		342.0	342.0	344.0	.6	.6
Adjustable wrench, including pipe	0133		338.7	338.7	338.7	0	0
Screwdrivers	0141		318.1	330.5	328.1	3.1	-.7
Wrench socket	0147		341.3	355.0	353.1	3.8	-.5
All other wrenches	0149	06/83	113.7	116.5	116.0	1.9	-.4
Pliers	0151		348.0	349.7	349.7	.6	0
Hammers, light forged	0161		320.9	320.9	320.9	1.3	0
Steel goods (forks, hoes, rakes, etc.)	0166		436.7	447.3	443.5	3.9	-.8
All other mechanics' hand service tools	0178	06/83	107.8	107.9	108.0	.7	.1
All other edge tools	0179	06/83	102.7	102.7	103.2	-.2	.5

See footnotes at end of table.

Table 6. Producer price indexes and percent changes for commodity groupings and individual items—Continued

(1967 = 100 unless otherwise indicated)

Commodity	Commodity code	Other index base	Index			Unadjusted percent change to Jan. 1967 From:	
			Sep. 1986 ¹	Dec. 1986 ¹	Jan. 1987 ¹	Jan. 1986	Dec. 1986
Hand and edge tools—Continued	1042						
Other hand tools, except edge tools	0183	06/83	110.9	111.7	111.4	1.5	-0.3
Plumbing fixtures and brass fittings	105		323.6	322.2	323.9	2.9	.5
Vitreous china fixtures	1052		312.9	307.9	308.2	.5	.1
Plumbing fixtures	0112	06/85	102.8	101.1	101.2	.4	.1
Fixture accessories and fittings	0113	06/85	102.3	102.3	102.3	2.3	0
Brass fittings	1054		330.5	330.6	332.9	4.7	.7
Bath and shower fittings	0211	06/83	108.2	108.1	109.2	.7	1.0
Lavatory fittings	0215	06/83	105.2	105.2	105.6	.8	.4
Sink fittings	0219	06/83	108.7	108.6	108.9	1.6	.3
Miscellaneous brass goods	0223	06/83	116.7	116.8	117.9	9.3	.9
Metal sanitary ware	1056	12/86	(?)	100.0	100.3	(?)	.3
Lavatories	0101	12/86	(?)	100.0	(?)	(?)	(?)
Drinking fountains	0103	12/86	(?)	100.0	100.3	(?)	.3
Sinks and sink laundry tray combinations	0105	12/86	(?)	100.0	100.6	(?)	.6
Bath tubs	0107	12/86	(?)	100.0	(?)	(?)	(?)
Urinals	0109	12/86	(?)	100.0	(?)	(?)	(?)
All other metal sanitary ware	0111	12/86	(?)	100.0	(?)	(?)	(?)
Heating equipment	106		268.9	271.7	271.5	2.6	-1
Steam and hot water equipment	1061		288.6	290.8	292.2	4.9	.5
Gas heating boilers	0102		290.8	290.8	290.8	5.0	0
Oil heating boilers	0103		311.1	311.1	311.1	5.7	0
Warm air furnaces	1062		264.9	266.7	266.5	2.1	-1
Gas-fired wall furnaces	0136		382.1	390.0	390.0	9.3	0
Forced air, gas	0142		281.7	283.6	283.4	1.4	-1
Conversion burners and parts	1063		259.8	266.0	266.0	3.2	0
Gas burners, 400 mbh and under	0121		285.2	285.2	285.2	2.7	0
Com./ind. dual fuel burners	0136	12/80	131.3	131.3	131.3	2.1	0
Parts for conversion burners	0151	06/86	100.6	116.8	116.8	(?)	0
Domestic heating stoves	1064		222.5	224.4	224.5	.4	0
Wood/coal stoves, air tight	0126	12/80	128.2	(?)	(?)	(?)	(?)
Other domestic heating stoves	0137	06/86	105.7	105.7	105.7	(?)	0
Water heaters, domestic	1066		256.6	259.4	258.4	2.0	-4
Electric	0101		222.3	222.6	221.2	.2	-6
Gas	0113		276.3	281.2	280.3	3.1	-3
Solar water heater system	0117	12/82	116.2	116.2	116.2	5.0	0
Other systems and other parts	1067	12/80	128.4	129.2	129.2	2.9	0
Other heating systems	01	12/80	127.0	127.3	127.3	.6	0
Other heating systems, n.e.c.	0126	12/80	125.7	126.8	126.8	2.3	0
Other parts, n.e.c.	02	12/80	129.7	131.1	131.1	4.6	0
Fabricated structural metal products	107		316.2	316.8	315.9	.3	-3
Metal doors, sash, and trim	1071		318.3	319.8	319.1	1.8	-2
Metal doors and frames, exc. storm	02	06/83	107.7	108.4	108.1	1.6	-3
Aluminum doors	0201	06/83	107.3	107.4	107.2	1.2	-2
Iron and steel doors	0203	06/83	107.5	108.8	108.2	2.1	-6
Steel door frames	0205		354.3	354.2	354.2	(?)	0
Shower doors and tub enclosures	0207	06/83	116.5	120.3	120.3	4.8	0
Metal window sash and frames, exc. storm	03	06/83	106.8	107.1	107.0	.9	-1
Aluminum window sash and frames	0309	06/83	107.1	107.4	107.3	1.0	-1
Steel window sash and frames	0311		387.6	387.6	387.6	-6	0
Metal molding and trim and storefronts	04						
Metal molding and trim and storefronts	0413	06/83	97.5	98.1	97.6	3.2	-5
Storm sash and doors	05						
Storm sash and doors	0515	06/83	111.8	112.3	112.3	4.2	0
Screens and weatherstrip	06						
Screens and weatherstrip	0617	06/83	110.1	110.1	110.1	-1	0
Metal tanks	1072		298.1	299.0	299.5	-2.0	.2
Elevated water tank, field assembled	0111		380.4	(?)	(?)	(?)	(?)
Bulk storage tank, 6000 gallons or less	0112		330.8	330.8	(?)	(?)	(?)
Bulk storage tank, over 6000 gallons	0113		295.3	292.7	(?)	(?)	(?)
Carbon steel truck tanks	0119	12/86	(?)	100.0	(?)	(?)	(?)
Non-LPG gas cylinders	0122	06/80	104.9	104.9	104.6	.4	-3
Standard and customized LPG tanks	0125	12/86	(?)	100.0	(?)	(?)	(?)
Custom tanks, 3/4 inch and less	0138	06/80	116.0	116.0	116.4	-9	.3
Petroleum storage tanks	0147	06/80	96.6	(?)	98.4	-12.8	(?)
All other customized tanks, field assembled	0148	12/86	(?)	100.0	100.0	(?)	0

See footnotes at end of table.

Table 6. Producer price indexes and percent changes for commodity groupings and individual items—Continued

(1967 = 100 unless otherwise indicated)

Commodity	Commodity code	Other index base	Index			Unadjusted percent change to Jan. 1987 From:	
			Sep. 1986 ¹	Dec. 1986 ¹	Jan. 1987 ¹	Jan. 1986	Dec. 1986
Sheet metal products	1073		327.0	327.1	325.5	0	-0.5
Roofing, steel	0101		350.3	347.7	(?)	(?)	(?)
Roof drainage equipment, aluminum	0108	06/83	102.6	102.6	98.8	8.7	-3.7
Siding, aluminum	0109	12/82	102.9	104.5	103.8	-3.5	-7
Floor, fabricated metal	0117	06/83	96.9	(?)	(?)	(?)	(?)
Stovepipe, furnace smokepipe, elbows & duct	0145	12/82	107.1	107.1	107.1	1.1	0
Air conditioning ducts, incl. dust collecti	0146	12/82	96.9	96.8	96.8	-2.7	0
Bins and vats	0158	12/82	90.7	89.5	87.1	3.1	-2.7
Culverts, flumes, and irrigation pipes, ste	0162	12/82	106.3	106.3	106.3	3.0	0
Culverts, flumes, and irrigation pipes, alu	0163	12/82	117.2	117.2	111.2	-3.6	-5.1
Other sheet metal work, steel	0166	12/82	109.7	110.4	110.4	.5	0
Other sheet metal work, aluminum	0167	12/82	110.4	109.1	109.7	1.0	.5
Other sheet metal work, not steel or alumin	0169	06/83	111.5	111.5	111.5	0	0
Struct., arch., pre-eng. metal products	1074		308.7	311.0	310.7	1.0	-1
Fabricated iron and steel pipe and fitting	02	06/81	106.2	106.7	106.7	.3	0
Petrochemical, paper mill, & water sewage t	0212	12/86	(?)	100.0	100.0	(?)	0
Fossil fuel and nuclear power plant	0213	12/86	(?)	100.0	(?)	(?)	(?)
Other iron and steel pipe and fittings	0214	06/81	110.0	111.1	111.1	-1	0
Fabricated iron and steel tube and fitting	03	06/81	114.7	114.8	113.8	-7	-9
Welded tubing	0302	06/81	115.7	114.9	113.3	-2.0	-1.4
Other iron and steel tube and fittings	0304	06/83	(?)	(?)	126.6	(?)	(?)
Nonferrous pipe and tube fabrication	04	06/81	107.1	108.1	108.1	-6	0
Aluminum pipe and tube fabrication	0401	06/81	110.6	110.6	110.6	0	0
Copper pipe and tube fabrication	0402	06/81	96.0	99.4	(?)	(?)	(?)
Other nonferrous pipe and tube fabrication	0403	06/81	(?)	(?)	112.3	0	(?)
Fabricated structural metal	05	06/81	108.1	109.3	108.9	1.5	-4
Fabricated structural metal for buildings	0501		329.2	331.8	330.1	1.2	-5
Other fabricated structural metal	0512	06/82	103.0	103.1	103.0	.5	-1
Miscellaneous metal work	07	06/81	90.1	90.2	90.8	.2	.7
Fabricated concrete reinforcing bars	0791	12/73	159.4	156.4	158.1	-1.7	1.1
Architectural and ornamental metalwork	08	12/83	104.7	104.4	104.7	.1	.3
Warm air or air conditioning grilles,	0801	12/83	104.4	104.4	104.4	1.4	0
Stairs	0803	12/83	106.2	107.2	106.9	-2	-3
Railings	0804	12/83	104.0	104.4	104.5	.7	.1
Grating and grating treads	0805	12/83	103.4	103.5	103.5	.4	0
Light gauge metal framing	0806	12/83	112.7	111.2	114.6	1.5	3.1
Ground supported scaffolding and shori	0808	12/83	102.4	100.0	100.6	-1.8	.6
Other architectural and ornamental met	0809	12/83	99.7	99.7	99.7	.4	0
Heat exchangers and condensers	1075	06/80	134.6	134.6	134.9	.7	.2
Bare tube heat exchangers	0101	06/80	138.9	138.9	139.5	.9	.4
Fin tube heat exchangers	0102	06/80	130.0	130.0	130.1	-5	.1
Fabricated steel plate	1076	06/80	114.6	114.6	114.9	1.3	.3
Large diameter pipe	0101	06/80	125.7	125.7	(?)	(?)	(?)
Weldments	0111	06/80	(?)	(?)	115.7	2.3	(?)
Steel plate for containers	0112	12/86	(?)	100.0	(?)	(?)	(?)
Other fabricated steel plate	0121	06/80	110.2	110.2	110.2	.5	0
Steel power boilers	1077	06/80	129.0	124.8	122.3	-3.2	-2.0
Water tube boilers up to 100,000 lbs./hr.	0102	12/86	(?)	100.0	97.6	(?)	-2.4
Water tube boilers over 250,000 lbs./hr.	0109	12/86	(?)	100.0	(?)	(?)	(?)
Fire tube boilers	0113	12/86	(?)	100.0	(?)	(?)	(?)
Parts/attachments for steel power boilers	0124	12/86	(?)	100.0	(?)	(?)	(?)
Prefabricated metal buildings	1079	06/81	107.3	107.3	105.1	-9	-2.1
Prefab. metal bldg systems, ex. farm svcs	01	12/81	98.2	98.3	95.1	-1.8	-3.3
Industrial and commercial	0115	12/81	98.2	98.2	95.1	-1.7	-3.2
Other prefab. & portable metal buildings	02	12/81	108.3	108.1	108.2	.8	.1
Grain storage bldgs., incl. farm & commerci	0214	12/81	107.5	105.7	106.0	0	.3
Other farm service buildings, steel and alu	0215	12/81	106.9	(?)	(?)	(?)	(?)
Small utility bldgs, incl. tool sheds, caba	0221	12/81	106.8	106.8	106.0	.8	-7
Dwellings & other non-farm buildings	0235	12/81	114.5	114.5	115.4	1.4	.8
Panels, parts, & sections for prefab bldgs	03						
Panels, parts, sections for prefabricated b	0354	12/81	101.4	101.8	101.5	.4	-3

Table 6. Producer price indexes and percent changes for commodity groupings and individual items—Continued

(1967 = 100 unless otherwise indicated)

Commodity	Commodity code	Other index base	Index			Unadjusted percent change to Jan. 1987 From:	
			Sep. 1986 ¹	Dec. 1986 ¹	Jan. 1987 ¹	Jan. 1986	Dec. 1986
Miscellaneous metal products	108		301.7	302.8	303.3	0.3	0.2
Bolts, nuts, screws, rivets, and washers	1081		277.3	277.8	277.9	.8	0
Externally thread. fasteners, ex. aircraft	02	06/82	104.1	104.4	104.6	.4	.2
Hex bolts	0206	06/82	92.5	94.5	(?)	(?)	(?)
Square and round bolts	0207	06/82	110.3	110.3	110.3	0	0
Studs	0208	06/82	97.5	95.2	96.1	-4.7	.9
Flanged, self-locking set and wood screws	0209	06/82	146.5	145.7	145.2	-.5	-.3
Machine screws	0221	06/76	151.4	149.9	149.7	-.3	-.1
Cap screws	0231		200.6	211.5	208.1	1.3	-1.6
High-strength structural and bent bolts	0246	12/76	132.9	132.9	135.1	1.7	1.7
Thread-cutting & rolling, & self drilling s	0256	06/82	102.0	102.3	102.3	1.6	0
Other externally threaded fasteners	0261	06/82	106.4	106.1	106.2	2.4	.1
Internally thread. fasteners, ex. aircraft	03	06/82	95.9	95.2	95.2	1.1	0
Nonthreaded fasteners, except aircraft	04	06/82	101.7	102.1	102.0	1.7	-.1
Aircraft-aerospace fasteners	05	06/82	103.8	103.8	103.8	1.4	0
Other formed fasteners	06	06/82	101.5	101.5	101.5	.3	0
Lighting fixtures	1083		292.9	293.6	296.8	2.5	1.1
Residential	02	06/81	119.5	119.6	120.6	3.7	.8
Incandescent interior, including bath	0221	12/83	106.4	106.5	107.0	3.2	.5
Incandescent outdoor	0222		398.6	399.7	402.4	5.2	.7
Commercial/institutional or industrial	03	06/81	117.9	117.9	118.4	1.5	.4
Commercial incandescent fixtures, surface o	0301	12/88	331.2	331.2	331.2	3.8	0
Commercial incandescent fixtures, recessed	0303	06/81	127.7	128.0	128.0	.8	0
Other commercial incand. fixtures, incl. po	0307	06/81	120.3	120.8	(?)	(?)	(?)
Commercial H.I.D. fixtures, mercury and oth	0311	06/81	131.2	131.2	131.2	4.4	0
Commercial fluor. fixtures, recessed air ha	0321		231.5	231.5	231.5	1.0	0
Commercial fluor. fixtures, recessed non-al	0323		235.2	235.5	235.5	2.0	0
Commercial fluorescent strip lights	0325	12/73	227.8	226.0	(?)	(?)	(?)
Commercial fluorescent ceiling systems	0327	06/81	102.8	106.0	106.5	.9	.5
Commercial fluorescent fixtures, plastic wr	0329	12/67	274.8	274.4	(?)	(?)	(?)
Commercial fluorescent fixtures, wall mount	0331	06/81	127.9	127.9	(?)	(?)	(?)
Commercial fluorescent fixtures, surface or	0333	06/81	117.1	117.1	117.1	1.1	0
Other commercial fluor. fixtures, incl. por	0338	06/81	116.5	116.5	(?)	(?)	(?)
Component or renewal parts for commercial f	0345	06/81	120.0	120.4	120.4	2.7	0
Industrial fluorescent fixtures, general ty	0361		300.0	300.0	299.8	.2	-.1
Industrial H.I.D. fixtures, mercury and oth	0371	06/81	113.0	113.0	113.2	2.8	.2
Other industrial fixtures	0381	12/86	(?)	100.0	(?)	(?)	(?)
Components or renewal parts for industrial	0391	12/86	(?)	100.0	(?)	(?)	(?)
Vehicular	04	06/81	118.7	118.0	118.3	0	.3
Motor vehicle incandescent lighting	0401	12/83	103.3	103.3	103.5	-.3	.2
All other vehicular lighting equipment	0402	12/83	107.9	106.9	107.2	.3	.3
Lighting equipment, n.e.c.	05	06/81	131.0	132.5	136.0	4.3	2.6
Outdoor lighting equipment, including parts	0522	06/85	100.7	102.1	100.8	-.2	-1.3
Other electric and non-electric lighting	0524	06/85	96.6	97.2	107.0	13.1	10.1
Ammunition, except for small arms	1085	12/85	94.8	95.1	94.2	-7.2	-.9
Ordnance and accessories, n.e.c.	1086	12/85	103.1	104.9	104.8	4.8	-.1
Fabricated ferrous wire products	1088	06/82	100.6	100.2	100.1	.4	-.1
Ferrous wire rope, cable and strand	01	06/82	96.2	96.1	96.1	.2	0
Wire rope and cable	0111	06/82	100.4	100.4	100.4	-.3	0
Composite wire strand, rope and cable	0121	06/82	111.5	111.5	111.5	2.2	0
Wire strand, other than composite types	0199	06/82	83.6	83.3	83.3	1.3	0
Steel nail and spikes	02	06/82	101.3	101.5	102.0	.9	.5
Bright nails	0211		365.6	366.6	370.9	2.1	1.2
Galvanized nails	0213		379.9	380.0	379.5	.1	-.1
Other wire nails	0219	06/82	101.3	101.3	101.3	0	0
Steel wire staples	0223	06/82	98.5	98.7	99.4	.9	.7
Steel fencing and fence gates	06	06/82	104.4	104.6	104.6	1.5	0
Chain link fencing	0613		324.2	324.2	324.2	4.3	0
Wire fence, woven and welded	0621		313.5	313.5	313.5	0	0
Fence posts, gates and fittings	0635	06/82	110.2	110.7	110.7	.9	0
Ferrous wire cloth, other woven wire prod.	07	06/82	106.8	107.4	107.4	.7	0
Insect wire screening	0721		257.1	257.1	257.1	0	0
Woven wire netting	0771	06/82	106.5	104.7	104.8	-2.0	.1
Wire cloth and other woven wire products	0799	06/82	106.8	108.2	108.2	1.6	0
Other fabricated ferrous wire products	09	06/82	100.5	99.4	99.1	-.1	-.3
Barbed and twisted steel wire	0951		359.2	359.5	358.6	-.1	-.3
Welded steel wire fabric for concrete reinf	0961		271.7	270.5	269.7	-1.6	-.3
Other steel wire fabric	0965	06/82	100.5	98.8	98.6	-1.5	-.2
Wire carts	0973	12/82	107.2	(?)	104.5	0	(?)
Other wire products	0999	06/82	103.6	103.5	103.1	1.9	-.4
Other miscellaneous metal products	1089		310.8	312.5	312.9	.5	.1
Hot formed springs	02	06/81	106.5	106.5	106.3	-.6	-.2
Orig. equip. leaf springs, except for passe	0216		277.5	278.1	275.5	-1.7	-.9
Replacement leaf springs for motor vehicles	0217	06/81	110.8	110.9	110.9	-.8	0
Locomotive, railroad car & other helical sp	0225	06/81	107.7	107.7	107.7	0	0
Cold formed springs	03	06/81	103.6	103.6	104.0	.5	.4

See footnotes at end of table.

Table 6. Producer price indexes and percent changes for commodity groupings and individual items—Continued

(1967 = 100 unless otherwise indicated)

Commodity	Commodity code	Other index base	Index			Unadjusted percent change to Jan. 1987 From:	
			Sep. 1986 ¹	Dec. 1986 ¹	Jan. 1987 ¹	Jan. 1986	Dec. 1986
Other miscellaneous metal products—Continued	1089						
Wire springs	04	06/81	115.6	117.9	118.1	2.7	0.2
Precision mechanical springs	0424	12/89	284.9	307.4	308.6	4.9	.4
Other wire springs	0425	12/82	101.7	101.7	101.7	.9	0
Other metal products	05		315.8	317.4	318.1	-.6	.2
Collapsible tubes	0503		293.4	298.0	298.0	2.6	0
Original equipment automobile stampings	0506	12/72	229.4	229.4	229.4	-4.3	0
Replacement part automotive stampings	0508	12/82	97.8	99.0	99.0	2.3	0
Automotive screw machine products	0521	12/83	113.6	113.7	113.7	.1	0
Other screw machine products	0522	12/83	102.7	102.8	102.9	.9	.1
Metal strapping	0555	06/85	96.4	95.7	98.9	1.4	3.3
Metal picture frames	0562	06/84	103.0	(?)	(?)	(?)	(?)
Metal powders, paste, and flake	0564	06/85	101.7	105.1	105.8	5.4	.7
Nonferrous nails, brads, staples, tacks, et	0566	06/85	97.9	98.5	98.4	.3	-.1
Other fabricated metal products	0589	06/85	100.4	101.3	101.7	1.9	.4
Metal crowns and closures	06	12/83	101.8	101.8	101.2	.1	-.6
Metal commercial closures (caps)	0611	12/83	100.8	100.8	100.5	0	-.3
Other metal closures, except crowns	0615	12/83	99.4	99.3	99.3	(?)	0
Metal crowns	0617	12/83	104.5	104.5	104.5	.1	0
Metal stampings n.s.c.	07	06/84	104.3	104.6	104.7	3.2	.1
Job stampings, non-automotive	0701	12/72	301.1	301.9	302.0	3.6	0
Other stamped and pressed metal end product	0731	06/84	101.8	102.2	102.3	2.0	.1
Metal foil and leaf	08	12/84	99.0	100.3	100.3	1.6	0
Laminated aluminum foil rolls and sheets	0811	12/84	96.1	95.6	95.6	-3.2	0
Converted unmounted alum. foil for nonpkg a	0821	12/84	101.3	101.3	101.3	1.2	0
Other metal foil and leaf	0831	12/84	102.4	102.7	102.7	-.5	0
Metal treatment services	109	12/84	105.0	105.1	105.4	.9	.3
Metal treatment services	1091						
Metal plating and polishing	01	12/84	104.1	104.5	104.5	.5	0
Metal coating and allied services	02	12/84	108.0	107.9	108.4	1.4	.5
Metal heat treating	03	06/85	100.4	100.3	100.8	.9	.5
Metal heat treating - Middle Atlantic	0332	06/85	98.3	98.3	98.3	0	0
Metal heat treating - South Central	0333	06/85	100.9	100.9	100.9	.4	0
Metal heat-treating - Michigan	0334	06/85	100.2	100.2	100.2	0	0
Metal heat treating - North Central	0336	06/85	101.7	101.7	104.1	4.4	2.4
Metal heat treating - Pacific Coast	0337	06/85	101.3	101.3	101.3	1.7	0
Metal heat treating - Southwest	0338	06/85	101.4	100.9	101.1	-.3	.2
Machinery and equipment	11		304.2	305.0	305.9	1.6	.3
Agricultural machinery and equipment	111		339.9	340.0	341.2	.8	.4
Farm and garden tractors	1111		346.3	346.4	346.6	.1	.1
Farm tractors, wheel type	02						
Farm tractors, two wheel drive	0201		367.6	367.6	367.6	-.1	0
Farm tractors, four wheel drive	0211	12/82	104.5	104.5	104.5	(?)	0
Garden tractors	05						
Garden tractors	0522		316.8	317.7	320.2	2.3	.8
Farm tractor parts and attachments	52	12/82	103.2	103.2	103.2	.1	0
Attachments	5221	12/82	110.2	110.2	110.2	1.1	0
Agricultural machinery excl. tractors	1112		350.7	350.9	352.9	1.2	.6
Plows	01		413.5	414.9	414.9	3.5	0
Harrows, rollers, and stalk cutters	02	12/67	364.7	367.2	366.9	2.7	-.1
Stalk shredders and cutters	0211	12/82	105.5	105.5	105.5	1.2	0
Harrows and rollers	0221	12/82	107.2	108.5	108.3	3.8	-.2
Blade terracers and scrapers and land level	0231	12/82	106.0	106.0	106.0	0	0
Planting, seeding, and fertilizing mach.	03		351.7	351.9	350.2	-1.8	-.5
Planting and seeding machinery	0311	12/82	105.7	105.7	105.7	0	0
Fertilizing machinery	0321	12/82	104.4	104.5	102.7	-3.4	-1.7
Cultivators	04		332.4	332.4	332.4	.5	0
Cultivators	0411	12/82	(?)	110.3	(?)	(?)	(?)
Sprayers and dusters	05		250.8	253.4	256.0	2.2	1.0
Power sprayers, other than field & row crop	0511	12/82	98.3	99.3	100.3	2.1	1.0
Harvesting machinery	06		356.2	358.0	358.4	.8	.1
Harvesting machinery	0611	12/82	(?)	109.6	(?)	(?)	(?)
Haying machinery	07		360.9	361.4	349.6	-3.9	-3.3
Haying machinery	0711	12/82	(?)	108.5	(?)	(?)	(?)
Crop preparation machinery	08	12/67	324.1	310.8	312.6	-1.5	.6
Farm elevators and blowers	09	12/67	374.3	374.3	374.8	4.5	.1
Farm wagons & other farm transport equip.	11		335.8	335.4	334.7	-.5	-.2
Farm wagons and other farm transportation e	1111	12/82	105.1	104.9	104.7	-.6	-.2
Commercial turf and grounds mowing equip.	12	12/82	109.2	109.2	109.5	.7	.3
Commercial turf and grounds mowing equipment	1211	12/82	109.2	109.2	109.5	.7	.3
Comm. turf & grounds care eq., parts & att	13	06/83	115.1	115.3	115.3	2.7	0
Parts, farm mach. excluding tractor	51	12/73	261.2	260.8	272.4	5.6	4.4
Parts, farm machinery, sold for replacement	5192	12/82	105.9	105.7	112.2	7.6	6.1
Attachments, farm machinery, ex. tractors	52	12/82	101.7	101.9	101.6	-1.8	-.3
Attachments, farm machinery, excluding trac	5211	12/82	101.7	(?)	101.6	-1.8	(?)

See footnotes at end of table.

Table 6. Producer price indexes and percent changes for commodity groupings and individual items—Continued

(1967 = 100 unless otherwise indicated)

Commodity	Commodity code	Other index base	Index			Unadjusted percent change to Jan. 1967 From:	
			Sep. 1986 ¹	Dec. 1986 ¹	Jan. 1987 ¹	Jan. 1986	Dec. 1986
Agricultural equipment	1113		272.3	272.2	272.6	1.0	0.1
Poultry equipment	01		283.3	283.3	283.3	.4	0
Barnyard and hog equipment	02		303.5	303.9	302.0	.2	-6
Barn and barnyard equipment	0231	12/82	106.2	106.0	105.3	.1	-7
Hog equipment	0241	12/82	105.2	106.7	106.7	.9	0
Water systems	03		234.7	233.3	234.0	-2.1	.3
Irrigation systems	04	12/82	99.7	100.5	101.1	.2	.6
Self-propelled irrigation systems, center p	0401	12/82	98.8	99.7	100.4	.2	.7
All other self-propelled irrigation systems	0402	12/82	104.9	104.9	(?)	(?)	(?)
Farm dairy machines and attachments	0522	06/83	114.1	114.3	114.1	(?)	-2
Parts, agricultural equipment	51	12/82	107.3	107.5	107.8	2.3	.3
Parts, agricultural equipment, sold to o.e.	5101	12/82	94.5	94.5	95.2	2.3	.7
Operator cabs for farm equipment	5103	06/83	117.9	118.5	118.5	(?)	0
Construction machinery and equipment	112		367.0	370.7	370.8	1.6	0
Power cranes, excavators, and equipment	1121		349.1	357.0	357.8	4.4	.2
Excavators	04	12/80	119.3	122.1	122.1	3.7	0
Cranes	06	12/80	124.2	127.8	128.3	5.6	.4
Cable operated cranes	0608	12/80	124.5	131.1	131.1	(?)	0
Hydraulic operated cranes	0609	12/80	124.2	124.2	125.8	1.7	1.3
Miscellaneous cranes, incl. walking drag II	0611	12/80	122.2	126.6	126.6	3.5	0
Front end attachments and parts	07	12/80	115.2	115.2	115.2	1.6	0
Front end attachments for cranes and excava	0701	12/80	131.0	131.0	131.0	2.1	0
Parts for cranes and excavators	0702	12/80	111.8	111.8	111.8	1.5	0
Construction equipment for mounting	1122		399.7	401.5	401.6	.8	0
Const. equip. for mounting, ex. snow clear	0301	06/86	99.7	100.2	100.2	(?)	0
Snow clearing attachments for mounting	0302	12/76	180.4	180.4	180.4	(?)	0
Specialized construction machinery	1123		438.9	439.1	433.9	.8	-1.2
Portable crushing, screening, and washing p	0303	12/80	129.5	129.3	132.0	2.3	2.1
Rollers	0304	12/80	133.9	134.3	134.4	.4	.1
Portable air compressors	1124		174.1	172.4	171.3	-8	-6
Scrapers and graders	1125		374.2	384.6	384.6	2.8	0
Motor graders, light maintainers	0115	06/86	100.0	102.7	102.7	(?)	0
Parts and other equipment	1126	12/80	114.9	114.6	115.1	-3	.4
Parts/attach., ex cranes/excav./tractors	01	12/80	110.9	110.1	110.5	-1	.4
Parts and attachments for replacement and r	0102	12/80	109.0	108.0	108.5	.1	.5
Other construction equipment	02	12/80	119.0	119.1	120.0	-4	.8
Other excavating and construction machinery	0206	12/80	108.0	108.0	108.0	(?)	0
Other miscellaneous construction machinery	0207	06/86	99.8	99.9	100.5	(?)	.6
Mixers, pavers, spreaders, etc.	1127		269.3	269.0	269.4	-8	.1
Concrete equipment	0155	06/86	101.5	101.5	101.5	(?)	0
Bituminous equipment	0156	06/86	99.7	99.4	99.8	(?)	.4
Tractors, other than farm	1128		385.9	389.5	389.4	1.3	0
Wheel type	01		381.8	382.5	382.5	.2	0
Crawler type	02		376.6	384.2	384.2	2.5	0
Tractor shovel loaders	04	12/80	129.9	131.7	131.6	2.0	-1
Off-highway equipment	1129		382.9	389.4	387.5	1.3	-5
Metalworking machinery and equipment	113		348.9	350.0	351.0	1.7	.3
Metalworking machinery n. e. c.	113-A	06/83	110.9	111.6	111.8	2.8	.2
Assembly machines	01						
Assembly machines	0101	06/83	110.4	110.4	109.7	1.6	-6
Other metalworking machinery	02						
Other metalworking machinery	0201	06/83	111.2	112.2	113.4	3.8	1.1
Power driven hand tools	1132		239.3	241.0	242.6	3.5	.7
Power hand tools, electric/battery powered	06	06/86	100.3	100.5	101.9	(?)	1.4
Power hand tools, pneumatic/hydr./powder	08	06/86	100.9	102.9	102.5	(?)	-4
Welding machines and equipment	1133		301.7	302.0	302.7	1.3	.2
Arc welding mach., components ex electrode	01		264.9	266.2	267.2	2.2	.4
Arc welding machines	0172	12/84	103.6	103.9	103.9	2.5	0
Components for arc welding mach., exc. elec	0174	12/84	100.3	101.1	101.9	1.8	.8
Resistance welders, components & electrode	02		325.0	325.0	328.0	2.0	.9
Arc welding electrodes	03		338.6	337.9	337.9	.4	0
Gas welding machines and equipment	04		254.9	254.9	254.9	1.6	0
Industrial process furnaces and ovens	1134		395.8	396.4	400.0	1.4	.9
Electric, excluding induction & dielectric	01		431.7	433.5	433.9	.7	.1
Electric furnaces	0108	12/86	(?)	100.0	100.1	(?)	.1
Electric industrial ovens and kilns, incl.	0109	12/86	(?)	100.0	100.0	(?)	0

See footnotes at end of table.

Table 6. Producer price indexes and percent changes for commodity groupings and individual items—Continued

(1967 = 100 unless otherwise indicated)

Commodity	Commodity code	Other index base	Index			Unadjusted percent change to Jan. 1987 From:	
			Sep. 1986 ¹	Dec. 1986 ¹	Jan. 1987 ¹	Jan. 1986	Dec. 1986
Industrial process furnaces and ovens—Continued	1134						
Fuel-fired	02		411.8	412.4	412.7	0.8	0.1
Fuel-fired furnaces	0218	12/86	(?)	100.0	100.0	(?)	0
Fuel-fired ovens and kilns	0219	12/86	(?)	100.0	100.2	(?)	.2
Induction and dielectric heating equip.	03		325.5	328.0	328.0	3.7	0
Induction furnaces and heating equipment	0326	12/86	(?)	100.0	100.0	(?)	0
Dielectric heating equipment	0327	12/86	(?)	100.0	(?)	(?)	(?)
Otr. indus. elec. heat. units; parts/attac	05		360.1	358.2	368.3	.5	2.8
Parts, attachments, and components	0543	06/81	109.2	108.3	108.7	-.1	.4
Other industrial electric heating units	0545	06/81	127.6	127.2	132.3	3.9	4.0
Cutting tools and accessories	1135						
Small cutting tools	01		292.3	294.9	294.8	2.1	0
Small cutting tools	0116	06/83	292.2	294.7	294.5	2.1	-.1
Precision measuring tools	02		104.1	105.0	104.9	2.0	-.1
Precision measuring tools	0243	06/83	269.8	269.8	269.8	1.2	0
Metaworking power saw blades	03		109.5	109.5	109.5	1.2	0
Bandsaw blade	0327	06/83	110.6	117.8	118.3	7.4	.4
Other metal working power saw blades	0332	06/83	106.5	114.7	115.1	8.5	.3
Other power saw blades	04		106.4	106.8	107.3	1.4	.5
Other machine tool attachments & acc.	05						
Other machine tool attachments & accessorie	0501	06/83	109.7	109.4	109.4	.9	0
Abrasive products	1136						
Abrasive grains	01		318.5	317.4	317.5	1.2	0
Aluminum oxide	0101		275.5	269.1	269.1	-1.1	0
Other, incl. alumina zirconia	0103	12/76	237.1	(?)	(?)	(?)	(?)
Nonmetallic bonded abrasive products	03		149.2	137.0	(?)	(?)	(?)
All shapes; resinoid & shellac bond; reinfo	0301	12/80	125.4	125.4	125.4	.1	0
All shapes; resinoid & shellac bond; nonrei	0302	12/80	130.1	129.9	129.9	-.2	0
All shapes; rubber bond	0303	12/80	121.9	121.9	121.9	-.2	0
All shapes; other bond	0304	12/80	144.1	144.1	144.1	.1	0
Diamond & cubic boron nitride wheel; metal	0305	12/80	118.3	118.3	118.3	0	0
Diamond & cubic boron nitride wheel; other	0306	12/80	115.6	115.6	115.6	1.2	0
All shapes; vitrified bond	0307	12/80	97.3	97.3	97.3	.1	0
Other; except coated abrasives	0309	12/80	134.5	134.5	134.5	0	0
Nonmetallic coated abrasive products	05		112.6	112.6	112.6	0	0
Cloth belts; any abrasive; resin & waterprf	0502	12/80	140.3	140.3	140.4	3.7	.1
Other cloth shapes; any abrasive; glue bond	0503	12/80	143.1	143.1	143.1	3.1	0
Other cloth shapes; any abr; resin & wtrprf	0504	12/80	152.6	152.6	152.6	6.3	0
Buffing, polishing wheels & laps; no abrasi	0509	12/80	132.7	132.3	132.3	2.2	0
Other, incl. paper-cloth comb., vulcan. fiber	0511	06/83	126.9	126.9	128.6	2.7	1.3
Metal abrasives	31		111.1	111.1	111.1	2.1	0
Metal soap & scouring pads; & other metal a	3103	12/76	146.3	146.3	146.3	-.5	0
191.9			191.9	191.9	191.9	-1.8	0
Metal cutting machine tools	1137						
Boring machines	11	12/71	405.0	408.2	411.4	3.2	.8
Drilling machines	12		280.2	283.7	281.2	-.2	-.9
Drilling machines	1231	06/83	105.3	105.3	105.3	4.2	0
Grinding machines	13		360.0	368.5	367.9	5.9	-.2
Lathes	14		289.6	290.1	291.0	.4	.3
Milling machines	1511	06/83	104.0	104.6	104.6	1.4	0
Multi-function machines, n/c	16		190.3	186.7	189.2	.1	1.3
Gear cutting machines	17		550.5	550.5	551.2	1.5	.1
Station type machines	18		118.0	118.0	121.4	2.9	2.9
Other metal cutting machines tools	19		306.8	306.8	307.8	1.3	.3
Parts for metal cutting machine tools	51		433.3	439.9	441.2	4.3	.3
Metal forming machine tools	1138						
Punching, bending and forming machines	21	12/71	441.1	442.2	443.1	1.2	.2
Press brakes	2104	12/71	312.2	312.3	312.3	.3	0
Rolls; angles, bars and shapes bending	2116	06/81	345.5	345.5	345.5	1.9	0
Other bending/forming machines, including f	2119	12/86	120.1	(?)	(?)	(?)	(?)
Shearing machines	22		100.0	100.0	100.0	(?)	0
Presses	23		354.3	358.1	358.1	2.3	0
Mechanical presses	2308	12/86	364.6	364.7	364.3	.4	-.1
Hydraulic press, vertical, single action	2312	06/81	(?)	100.0	99.8	(?)	-.2
Other metal forming machines	25		119.2	119.0	(?)	(?)	(?)
Forging machines	2501	12/71	361.2	362.6	362.6	1.8	0
Other metal forming mach. tools, inc. rebui	2508	12/86	463.0	463.4	(?)	(?)	(?)
Parts for metal forming machine tools	51		100.0	100.0	100.0	(?)	0
372.6			373.5	377.0	377.0	1.7	.9
Tools, dies, jigs, fixtures & ind. molds	1139						
Special dies, tools, jigs, and fixtures	01	06/81	115.6	115.6	115.7	.7	.1
Jigs/fixtures, gauging and checking, under	0101	06/81	116.6	116.6	116.6	.1	0
Jigs/fixtures; other types, under 1000 lbs.	0103	06/81	(?)	(?)	175.9	(?)	(?)
Jigs/fixtures; other types, 1000 lbs. and o	0104	06/81	98.9	(?)	98.9	0	(?)
Forming and drawing dies, 500 lbs. and unde	0107	06/81	113.3	113.3	(?)	(?)	(?)
Forming and drawing dies, 501-3000 lbs.	0108	06/81	120.5	120.5	120.5	(?)	0
Stamping dies, progressive type, high speed	0111	06/81	(?)	(?)	100.0	(?)	(?)
Stamping dies, progressive type, other stee	0112	12/86	(?)	100.0	100.0	(?)	0

See footnotes at end of table.

Table 6. Producer price indexes and percent changes for commodity groupings and individual items—Continued

(1987 = 100 unless otherwise indicated)

Commodity	Commodity code	Other index base	Index			Unadjusted percent change to Jan. 1987 From:	
			Sep. 1986 ¹	Dec. 1986 ¹	Jan. 1987 ¹	Jan. 1986	Dec. 1986
Tools, dies, jigs, fixtures & ind. molds--Continued	1139						
All other stamping-type dies	0114	06/81	108.8	108.8	108.2	-0.6	-0.6
Extrusion, wire drawing and straightening d	0117	12/86	(?)	100.0	(?)	(?)	(?)
All other dies	0121	06/81	113.7	113.7	(?)	(?)	(?)
Die sets	0122	12/86	(?)	100.0	(?)	(?)	(?)
Other components and parts for dies	0125	06/81	121.5	121.5	121.5	0	0
Other specially designed tooling and protot	0129	12/86	(?)	100.0	100.0	(?)	0
Industrial molds	03	06/81	113.3	113.3	113.5	2.0	.2
Die casting molds	0301	06/81	112.5	112.5	(?)	(?)	(?)
Injection molds for plastic products	0305	06/81	109.6	109.6	109.9	.3	.3
Other molds for plastic products	0306	12/86	(?)	100.0	100.1	(?)	.1
Molds made of materials other than metal	0311	12/86	(?)	100.0	(?)	(?)	(?)
Foundry molds, except ingot molds	0316	12/86	(?)	100.0	(?)	(?)	(?)
General purpose machinery and equipment	114		326.5	326.6	327.3	1.2	.2
Pumps, compressors, and equipment	1141		363.3	363.9	364.6	2.0	.2
Industrial pumps	02		364.9	365.5	367.8	2.0	.6
Reciprocating pumps	0202		460.3	460.3	460.3	-7.1	0
Turbine pumps	0211		320.6	320.6	320.6	0	0
Rotary pumps	0231		363.4	364.2	371.8	4.1	2.1
Centrifugal pumps	0241	12/83	105.9	106.2	106.8	4.3	.8
Diaphragm pumps	0251	12/83	104.3	104.3	104.3	1.7	0
Stationary air compressors	03	12/70	238.8	238.8	238.8	-2	0
Stationary air compressors	0311	06/84	100.4	100.4	100.4	-1	0
Stationary gas compressors	04	12/70	335.0	335.0	339.1	1.4	1.2
Other compressors	05						
Other compressors	0501	06/84	91.9	91.9	91.9	0	0
Vacuum pumps	0601	06/84	106.9	109.0	108.8	(?)	-2
Air/gas compress. & vac. pump pts./attach.	07						
Air & gas compressor & vacuum pump parts &	0701	06/84	102.7	102.5	102.9	2.0	.4
Industrial spraying equipment	08						
Industrial spraying equipment	0801	06/84	108.8	108.8	108.8	.8	0
Measuring & dispensing pumps	09	06/84	106.0	106.1	106.1	2.3	0
Gasoline dispensing pumps, computing type	0901	06/84	103.2	103.5	103.5	.6	0
Lubricating-oil and grease dispensing equip	0903	06/84	109.6	109.6	109.6	4.8	0
Other pumps, including parts	12	12/83	107.9	108.1	107.7	3.5	-4
Other pumps	1201	12/83	107.1	107.1	107.1	1.8	0
Parts and attachments for pumps	1211	12/83	108.1	108.3	107.8	3.9	-5
Elevators, escalators, and other lifts	1142		272.6	272.8	273.0	1.1	.1
Elevators & escalators	01		263.9	264.2	264.4	1.0	.1
Electric freight elevator	0101		571.7	571.7	576.0	2.6	.8
Geared electric passenger elevator	0102		253.6	254.2	254.4	.6	.1
Hydraulic passenger elevator	0105	12/76	141.1	141.4	141.5	.4	.1
Other non-farm elevators, including dumbwai	0109	06/81	116.6	116.6	116.6	3.6	0
Elevator and escalator parts & attachments	02						
Parts and attachments for elevators and esc	0221	06/81	132.9	132.9	132.9	1.5	0
Automobile lifts	03						
Automobile lifts	0301	06/81	114.8	114.8	114.8	1.9	0
Fluid power equipment	1143	12/70	269.6	269.5	268.9	1.3	-2
Fluid power pumps	01	12/70	267.0	267.5	267.3	1.7	-1
Fluid power valves	02	12/71	243.6	243.9	244.1	2.3	.1
Cyls., accumulators, cushions, shock abrs	03						
Cylinders, accumulators, cushions, shock ab	0311	06/84	102.7	102.1	101.3	-7	-8
Fluid power hose and tube fittings	04	12/72	257.7	257.7	257.7	1.5	0
Industrial material handling equipment	1144		297.1	297.7	297.9	.8	.1
Conveying equipment	02	12/70	249.7	250.2	251.2	1.1	.4
Monorail systems	0201		385.1	385.1	385.1	.2	0
Unit handling convey/convey sys hoists/farm	0212	06/84	102.4	102.9	103.7	2.4	.8
Parts/acces. for unit handling conveyors &	0214	06/84	108.7	108.7	108.7	-2	0
Bulk mtl hndlg conveyors & conveying sy ex	0216	06/84	101.5	101.5	101.6	-2	.1
Pts & access for bulk mtl hdg conveyors &	0218	06/84	103.0	103.0	103.0	1.2	0
Industrial trucks and tractors	03	12/70	257.1	237.0	236.2	-1	-3
Electric trucks, operator-riding	0351		243.6	243.0	243.4	.4	.2
Motorized handtrucks	0352	06/80	109.6	109.6	109.6	-4.7	0
Electric tractors	0355	12/86	(?)	100.0	(?)	(?)	(?)
Internal combustion trucks, under 6,000 lbs	0361		260.8	260.8	262.0	2.4	.5
Internal combustion trucks, 6,000 - 14,999	0362	06/80	111.9	111.9	111.9	-3	0
Internal combustion trucks, 15,000 lbs. and	0363	06/80	125.2	125.2	125.2	.6	0
Other powered trucks and tractors	0366	12/86	(?)	100.0	100.0	(?)	0
Handtrucks, trailers and dollies, ex. handl	0375	06/80	120.9	120.8	120.9	.1	.1
All other industrial trucks and tractors	0377	12/86	(?)	100.0	100.0	(?)	0
Parts, attachments, and accessories	0378	12/86	(?)	100.0	98.3	(?)	-1.7
Hoists, cranes and stacking machines	04	12/70	301.6	303.7	303.4	1.6	-1
Hoists, including parts	0481	12/84	106.7	108.4	108.1	2.8	-3
Cranes and stacking machines, including par	0485	12/84	101.4	101.4	101.4	.7	0
Mechanical power transmission equipment	1145		347.8	349.3	349.5	2.8	.1

See footnotes at end of table.

Table 6. Producer price indexes and percent changes for commodity groupings and individual items—Continued

(1967 = 100 unless otherwise indicated)

Commodity	Commodity code	Other index base	Index			Unadjusted percent change to Jan. 1987 From:	
			Sep. 1986 ¹	Dec. 1986 ¹	Jan. 1987 ¹	Jan. 1986	Dec. 1986
Mechanical power transmission equipment—Continued	1145						
Speed changers, drives, gears	01	12/84	103.0	103.3	102.9	(?)	-0.4
Speed reducers, fixed ratio, enclosed	0106	12/83	106.5	107.1	107.2	0.8	.1
Gear motors	0107	12/83	106.4	106.4	106.4	.9	0
Loose gear, pinions and racks	0108	12/83	104.8	104.9	104.5	2.5	-4
Mechanical-variable speed changers	0109	12/83	110.3	110.3	106.9	-1.9	-3.1
Industrial high speed drives	0112	12/83	104.4	105.1	105.4	1.5	.3
Parts/components for speed changers,	0114	12/83	112.3	112.8	112.8	3.7	0
Other power transmission equipment	02	12/84	106.5	107.1	107.4	3.9	.3
Plain bearings and bushings	0201	12/84	96.6	97.4	97.4	-3.7	0
Clutches	0202	12/84	105.4	105.4	106.3	3.1	.9
Flexible couplings	0203	12/84	108.3	110.1	110.1	2.3	0
Chains for sprocket drives	0204	12/84	99.9	101.0	102.9	3.7	1.9
Sprockets	0205	12/84	101.7	101.7	101.7	.4	0
Packaged hydraulic drives/univ. joints/flex	0207	12/84	105.4	106.3	106.3	2.6	0
Other power transmission equipment inc. she	0209	12/84	115.2	115.4	115.4	8.4	0
Scales and balances	1146		232.6	232.9	233.1	1.2	.1
Motor truck scales	02						
Motor trucks scales	0231		270.7	270.7	270.7	1.5	0
Industrial scales	04	12/80	109.7	109.9	109.9	1.3	0
Bench and portable scales	0433		330.7	332.0	332.0	2.1	0
Floor scales	0434		326.1	326.1	326.1	3.0	0
Misc. industrial scales	0437		280.3	280.3	280.3	0	0
Commercial retail scales	05	12/80	87.6	87.6	87.6	2.0	0
Misc. retail-commercial scales	0539	12/80	115.9	115.9	115.9	1.9	0
Personal household scales	06	12/80	128.3	128.3	128.8	-7	.4
Personal weighing scales and misc. househol	0642	12/80	139.3	139.3	140.8	1.1	1.1
Mailing scales	07						
Mailing and parcel post scales	0742	12/80	113.6	119.4	119.4	11.1	0
Accessories and attachments	08						
Accessories and attachments	0843	12/80	112.7	112.7	112.7	2.8	0
Parts for scales and balances	09						
Parts for scales and balances	0944	12/80	107.9	107.9	107.9	0	0
Fans and blowers, except portable	1147		365.8	366.5	368.5	1.8	.5
Centrifugal fans and blowers	0141	12/83	105.0	106.9	107.6	3.0	.7
Propeller fans and accessories	0142	12/83	117.5	117.8	118.6	1.6	.7
Dust collection & air purification equip.	0143	12/83	108.9	108.9	109.2	.3	.3
Dust collection and a/c equip.	0144	12/83	107.0	107.0	107.6	2.4	.6
Air conditioning and refrigeration equip	1148						
Heat transfer equipment	01	12/77	155.3	155.8	156.1	1.5	.2
Central station a/c unit	0107	12/77	170.6	171.4	171.4	3.4	0
Unit cooler	0109	12/77	151.4	153.3	153.3	4.1	0
Remote refrigerant condenser	0111	12/77	136.3	136.2	136.2	.2	0
Finned coils, all types	0117	12/77	147.0	147.0	147.0	-1	0
Other heat transfer equipment	0131	12/82	108.2	108.9	109.3	1.8	.4
Unitary air conditioners	02	12/77	145.8	144.2	144.1	.1	-1
Year-round air conditioners	0205	12/77	138.6	138.6	138.5	.5	-1
Air conditioners, except window and wall un	0209	12/77	144.2	142.5	143.1	3.5	.4
Single package heat pump	0215	12/77	146.4	146.4	146.4	-3	0
Split system heat pump	0217	12/77	138.6	138.2	137.5	-6	-5
Split system, condensing unit	0219	12/68	215.4	211.5	211.1	-1.7	-2
Commercial refrigeration equipment	03	12/77	156.3	156.5	157.0	2.4	.3
Refrigeration enclosures	0301	12/82	112.4	112.5	113.3	3.0	.7
Mechanical drinking water cooler	0309	12/77	131.6	131.9	131.9	-2	0
Mechanical beverage cooling and dispensing	0311	12/82	109.1	109.8	105.9	-7	-3.6
Other commercial refrigeration equipment	0319	12/82	109.5	(?)	112.1	4.1	(?)
Refrigerant compressors	04	12/77	138.3	138.6	138.8	.1	.1
Refrigeration condensing units	05	12/77	143.7	143.6	143.6	.3	0
Other a/c and refrigeration equipment	06	12/77	155.1	154.8	156.2	1.5	.9
Icemaking machines	0603	12/77	155.0	155.0	155.0	.9	0
Mobile vehicle refrigeration system	0606	12/77	147.9	(?)	(?)	(?)	(?)
Mobile vehicle mechanical a/c system	0621	12/82	107.1	(?)	108.4	2.0	(?)
Liquid chiller, centrifugal and reciprocati	0623	12/82	113.7	112.9	112.9	1.3	0
Soda fountain and beer dispensing equipment	0625	12/82	112.2	114.0	113.8	4.3	-2
Other refrigeration machinery & air conditi	0629	12/82	109.1	109.0	110.9	2.1	1.7
Miscellaneous general purpose equipment	1149		348.4	348.4	349.3	.6	.3
Metal valves, except fluid power	02	12/82	107.2	107.4	107.7	1.6	.3
Gates, globes, angles, and checks	0201	12/82	102.9	104.3	104.3	2.9	0
Ball valves	0202	12/82	103.4	103.3	104.0	1.3	.7
Butterfly valves	0203	12/82	98.5	98.0	98.0	-1.8	0
Plug valves	0204	12/82	106.4	106.0	106.0	-7	0
Plumbing and heating valves (low pressure)	0205	12/82	106.0	105.6	106.9	1.1	1.2
Control valves	0206	12/82	111.0	111.0	111.4	3.1	.4
Regulator valves	0207	12/82	111.4	111.4	110.5	-8	-8
Solenoid valves	0208	12/82	121.2	124.2	124.8	3.1	.5
Other valves	0209	12/82	109.4	107.5	108.7	.6	1.1
Metal pipe fittings, flanges, and unions	03	12/82	106.9	106.0	106.8	-3.8	.8

See footnotes at end of table.

Table 6. Producer price indexes and percent changes for commodity groupings and individual items—Continued

(1967 = 100 unless otherwise indicated)

Commodity	Commodity code	Other index base	Index			Unadjusted percent change to Jan. 1987 From:	
			Sep. 1986 ¹	Dec. 1986 ¹	Jan. 1987 ¹	Jan. 1986	Dec. 1986
Miscellaneous general purpose equipment—Continued	1149						
Parts & attachments for valves & fittings	04	06/83	115.8	115.8	115.8	3.8	0
Ball and roller bearings	05		356.8	355.7	355.9	.7	.1
Single row maximum capacity ball bearings	0514	06/83	104.3	98.9	(?)	(?)	(?)
Angular contact ball bearings	0518	06/83	111.9	(?)	111.9	12.0	(?)
Other single row conrad ball bearings, prec	0526	06/83	112.6	112.6	112.7	1.5	.1
Other ground and unground ball bearings	0527	06/83	135.4	135.4	135.4	1.5	0
Mounted bearings	0534	06/83	109.4	110.7	110.4	1.4	-3
Ball and roller bearing parts and component	0535	06/83	105.9	105.9	106.1	0	.2
Thrust ball bearings	0536	06/83	112.1	(?)	112.1	0	(?)
Taper roller bearings	0537	06/83	101.9	101.9	101.9	-.5	0
Roller bearings, except taper	0538	06/83	109.4	109.3	109.4	3.2	.1
Industrial patterns	07	12/84	102.8	102.8	102.8	.8	0
Filters and strainers	08	12/84	107.0	107.3	107.3	2.7	0
Other miscellaneous general purpose equipm	11	12/84	101.7	102.4	102.7	.7	.3
Special industry machinery and equipment	116		374.7	375.9	378.0	3.3	.6
Food products machinery	1161		356.0	357.9	357.8	5.1	0
Dairy industry machinery	01		240.1	240.6	240.6	3.3	0
Commercial food production machinery	04		353.1	355.4	355.6	5.9	.1
Industrial food production machinery	05	12/83	107.0	107.4	107.3	1.4	-1
Textile machinery and equipment	1162		287.9	289.3	289.7	3.2	.1
Textile machinery	12	06/86	101.9	102.2	102.4	(?)	.2
Textile machinery	1201	06/86	101.9	102.2	102.4	(?)	.2
Industrial sewing machines	66		292.7	293.5	294.0	4.3	.2
Textile machinery parts and attachments	77	12/80	133.0	134.2	134.3	2.6	.1
Textile machinery parts and attachments	7701	06/86	100.9	101.8	101.8	(?)	0
Woodworking machinery and equipment	1163		304.2	306.7	307.5	.9	.3
Other than for home workshops	01	12/80	113.7	113.6	114.4	1.1	.7
Sawmill equipment	0101		203.8	(?)	205.0	.6	(?)
Sawing machines, except sawmill equipment	0103	12/80	128.2	127.0	127.8	9.8	.6
Straight-line machinery: planers, sanders,	0104	12/80	125.2	125.2	125.2	0	0
Boring and carving machinery: dovetailers,	0105	12/80	115.1	116.3	116.3	-7.8	0
Other woodworking machinery: lathes, presse	0106	12/80	142.1	142.1	144.0	2.2	1.3
Parts/attachments: cutting tools, ex. sawbl	0107	12/80	75.7	75.7	75.7	.4	0
All other parts, attachments, and accessori	0108	12/80	104.6	104.6	105.9	0	1.2
For home workshops	04		370.5	384.8	384.8	(?)	0
Woodworking power saw blades	05		361.7	366.2	366.2	-.6	0
Solid tooth	0521	12/72	280.7	285.4	285.4	1.7	0
Inserted tooth	0522	12/72	230.0	(?)	240.1	4.8	(?)
Other woodworking power saw blades	0525	06/83	103.6	103.8	103.8	-2.6	0
Paper industries machinery	1164	06/82	113.5	114.3	114.5	2.0	.2
Wood preparation equipment	0101	06/82	106.8	(?)	109.3	3.4	(?)
Pulp mill machinery	0103	06/82	106.8	106.8	107.3	2.4	.5
Papermill machinery	0105	06/82	110.0	113.7	113.8	4.1	.1
Paper and paperboard converting equipment	0107	06/82	120.7	120.7	120.7	1.3	0
Printing trades machinery and equipment	1165		332.6	332.1	337.0	1.8	1.5
Printing presses, offset	01		403.1	403.3	404.0	.5	.2
Web fed printing presses	0112	12/82	117.5	117.6	117.7	.4	.1
Bookbinding machinery and equipment	05		343.8	340.6	346.4	6.5	1.7
Bookbinding machinery and equipment	0511	12/82	120.1	118.9	121.0	(?)	1.8
Printing presses, other than lithographic	06						
Printing presses, other than lithographic	0611	12/82	114.1	114.1	114.3	3.5	.2
Other printing machinery and equipment	09	12/82	112.8	111.6	114.8	.9	2.9
Other special industry machinery	1166		466.1	466.7	471.0	3.4	.9
Rubber working and rubber machinery	01	12/81	115.1	115.1	115.1	1.3	0
Other rubber working machinery	0107	12/81	110.9	110.9	110.9	1.6	0
Plastics machinery	03	12/81	123.0	123.1	125.7	5.3	2.1
Extrusion machinery	0301		382.4	(?)	397.5	5.9	(?)
Blow molding machinery	0305	06/86	100.4	(?)	100.4	(?)	(?)
Other plastics machinery and parts	0306	12/81	118.5	118.6	119.4	3.6	.7
Chemical industry machinery	04		461.8	467.7	463.3	3.5	-.9
Chemical mixer, plain steel, with or w/o co	0412	12/72	289.7	289.7	289.7	4.2	0
Automotive maintenance equipment	05	06/83	106.9	107.2	107.4	.9	.2
Miscellaneous industry machinery	06		461.4	461.3	466.2	3.5	1.1
Cotton ginning machinery and parts	0622	12/69	366.3	366.3	366.3	(?)	0
Concrete machinery and parts	0626	12/81	111.1	(?)	111.1	1.5	(?)
Bottle forming/glass making machinery and p	0627	12/81	123.2	123.2	127.5	4.8	3.5
Shoemaking machinery and parts	0628	12/81	119.1	119.1	119.1	4.8	0
Metal cleaning, degreasing machinery and pa	0629	12/81	122.6	118.6	118.3	2.2	-3
Foundry machinery and equipment	0632	06/83	116.8	117.2	117.4	3.1	.2
Stoneworking machinery and parts	0633	12/81	121.9	123.3	123.3	3.3	0
Other machinery and parts	0635	12/81	123.4	123.6	125.2	2.4	1.3
Packing and packaging machinery	1167	12/76	208.9	210.5	211.0	6.7	.2

See footnotes at end of table.

Table 6. Producer price indexes and percent changes for commodity groupings and individual items—Continued

(1987=100 unless otherwise indicated)

Commodity	Commodity code	Other index base	Index			Unadjusted percent change to Jan. 1987 From:	
			Sep. 1986 ¹	Dec. 1986 ¹	Jan. 1987 ¹	Jan. 1986	Dec. 1986
Packing and packaging machinery—Continued	1167						
Filling and capping machines	01	12/76	233.7	233.7	234.9	11.0	0.5
Form-fill-seal machines	0103	12/76	247.4	247.4	250.8	20.2	1.4
Capping, sealing, and lidding machines	0107	12/83	108.8	108.8	(?)	(?)	(?)
Filling machines	0108	12/83	111.1	111.1	111.1	.5	0
Machinery for processing pkgs. & bottles	03	12/76	176.2	176.9	178.1	1.6	.7
Casing machines	0302	12/76	175.7	177.2	180.4	3.7	1.8
Labeling and coding machinery	0307	12/83	102.9	(?)	102.9	0	(?)
Other packing & packaging machinery & pa	04	12/83	116.2	118.4	118.4	3.5	0
Wrapping, banding, bundling and fastening m	0401	12/83	119.8	121.3	121.2	3.9	-1
Other packing and packaging machines	0402	12/83	132.6	137.0	137.0	4.8	0
Parts for packing and packaging machin	0403	12/83	107.9	107.9	107.9	.7	0
Service industry machinery and parts	1168	06/82	114.8	115.0	115.0	2.0	0
Nonelectric commercial cooking equipment &	0101	06/82	114.7	114.8	115.5	4.5	.6
Electric commercial cooking equipment & par	0102	06/82	113.2	113.3	113.9	1.3	.5
Floor maintenance machinery	0104	06/82	122.5	122.5	122.5	5.2	0
Sewage purification equipment	0106	06/82	117.5	117.5	117.5	.9	0
Commercial and industrial vacuum cleaners &	0111	06/82	115.2	115.2	115.2	1.1	0
Other industrial, commercial service machin	0112	06/82	115.2	115.3	115.1	1.6	-2
Parts & acces. ex. cooking equip. & vacuum	0121	06/82	(?)	111.6	(?)	(?)	(?)
Commercial laundry & dry cleaning equip.	1169	12/82	109.9	110.7	110.9	.8	.2
Laundry equipment	01	12/82	110.4	110.4	110.7	-.3	.3
Washer-extractor combinations	0103	12/82	111.2	111.2	112.0	.7	.7
Drying tumblers	0104	12/82	116.9	116.9	(?)	(?)	(?)
Flatwork ironers	0105	12/82	105.2	105.2	(?)	(?)	(?)
Other commercial laundry equipment	0107	12/82	105.8	105.8	106.6	.9	.8
Dry cleaning equipment	02	12/82	119.6	125.7	125.7	7.3	0
Parts, attachments, and accessories	03	12/82	96.8	97.2	97.2	1.9	0
For commercial laundry equipment	0301	12/82	87.4	87.4	87.4	0	0
Electrical machinery and equipment	117		258.7	258.9	259.6	1.6	.3
Wiring devices	1171		377.9	380.6	379.8	2.8	-2
Current carrying	01		327.9	329.6	330.3	2.4	.2
Attach. plug cap & flanged inlet, ex. pin &	0106	12/86	(?)	100.0	100.9	(?)	.9
Incandescent lampholders	0109		438.2	438.2	(?)	(?)	(?)
Lampholders excluding incandescent	0111	12/81	121.0	121.0	(?)	(?)	(?)
Convenience and power outlet: 2-pole, 3-wir	0113	12/81	103.7	105.3	104.9	1.6	-.4
Other convenience & power outlets, ex. pin	0114	12/86	(?)	100.0	(?)	(?)	(?)
Precision snap-acting switches, exc. limit	0117	12/81	108.7	108.7	(?)	(?)	(?)
A.c. single pole switches, except mercury	0118	12/81	132.7	132.7	(?)	(?)	(?)
Appliance and fixture switches, except dimm	0121	12/81	97.5	97.5	(?)	(?)	(?)
Automotive and aircraft switches	0122	12/81	119.1	119.6	(?)	(?)	(?)
Dimmers and all other special purposes swit	0123	12/81	126.4	125.3	124.8	-1.6	-.4
Metal contacts, precious and all other	0124	12/81	106.0	(?)	(?)	(?)	(?)
Blade or pin wire connectors	0131	12/81	117.8	117.8	(?)	(?)	(?)
Other wire connectors	0135	12/86	(?)	100.0	(?)	(?)	(?)
Terminal blocks	0136	12/81	135.0	135.0	(?)	(?)	(?)
Other current carrying wiring devices	0137	12/81	125.9	126.0	126.0	1.9	0
Noncurrent carrying	02		431.0	434.9	432.1	3.4	-.6
Porcelain and steatite insulators	0251	12/85	96.0	95.9	94.8	-5.2	-1.1
Stamped metal covers	0261	12/86	(?)	100.0	(?)	(?)	(?)
Stamped supports, bar hangers, and accessor	0262	12/86	(?)	100.0	(?)	(?)	(?)
Plastic boxes and covers	0264	12/81	(?)	(?)	117.2	(?)	(?)
Stamped metal outlet box	0266		561.6	561.6	561.7	31.4	0
Stamped metal switch and receptacle box	0267		509.2	508.5	503.2	14.7	-1.0
Metal raceway and wireway: surface and unde	0276	12/81	119.4	121.0	119.7	3.5	-1.1
Fittings: cast conduit body, cover, and gas	0278	12/81	144.2	144.2	144.2	7.2	0
Fittings, except cast conduit body, cover,	0279	12/81	(?)	(?)	114.7	(?)	(?)
EMT fittings	0281	12/81	118.6	117.0	118.3	2.1	1.1
Cable, cord and flexible conduit fittings	0282	06/83	(?)	(?)	123.2	(?)	(?)
Other electrical metal conduit fittings	0283	12/81	(?)	(?)	109.5	(?)	(?)
Cast metal box, cover, gasket, & access.: j	0284	12/81	122.3	122.3	122.3	3.6	0
Cast metal box, cover, gasket & access. ex.	0285	12/81	(?)	(?)	129.0	0	(?)
Commercial pole and transmission line hardw	0286	12/81	107.4	107.4	107.4	(?)	0
Nonmetallic conduit	0292	12/86	(?)	100.0	(?)	(?)	(?)
Flexible nonmetallic conduit	0294	12/86	(?)	100.0	100.0	(?)	0
Nonmetallic rigid conduit fittings	0296	12/86	(?)	100.0	(?)	(?)	(?)
Other noncurrent-carrying wiring devices	0298	12/81	117.9	120.3	120.3	5.7	0
Integrating and measuring instruments	1172		237.2	238.2	238.4	2.2	.1
Integrating instruments	04						
Integrating instruments	0401	12/83	104.9	105.5	105.5	1.2	0
Test equip.- elect. character. & signals	05						
Test equipment-electrical characterist	0501		211.7	212.2	212.5	2.6	.1
Indicating and recording instruments	06						
Indicating and recording instruments	0601	12/83	100.6	101.7	101.7	1.7	0
Motors, generators, motor generator sets	1173		353.1	352.6	352.0	.6	-2

See footnotes at end of table.

Table 6. Producer price indexes and percent changes for commodity groupings and individual items—Continued

(1967=100 unless otherwise indicated)

Commodity	Commodity code	Other index base	Index			Unadjusted percent change to Jan. 1967 From:	
			Sep. 1966 ¹	Dec. 1966 ¹	Jan. 1967 ¹	Jan. 1966	Dec. 1966
Motors, generators, motor generator sets—Continued	1173						
Fractional horsepower motors & generators	03	06/83	109.9	109.6	109.0	0.6	-0.5
Automobile accessory motors	0301	06/83	100.1	96.6	96.6	-3.6	0
Universal motors and generators, d.c.	0302	06/83	105.2	105.4	105.4	2.3	0
Universal motors, a.c.	0303	06/83	112.3	112.4	111.5	.7	-8
Universal motors (cased)	0307	06/83	116.8	116.8	116.8	9.5	0
Integral horsepower motors	04	06/83	104.8	104.2	104.2	-3.0	0
Motors and generators, d.c.	0401	06/83	106.4	(?)	(?)	(?)	(?)
Generators, a.c., exc. turbine driven	0402	06/83	95.8	95.8	95.8	.8	0
Motors, a.c.	0403	06/83	105.2	104.6	104.6	-3.2	0
Fractional horsepower motor-gen. sets	05						
Fractional horsepower motor-gen. sets	0501	06/83	114.7	115.9	115.9	7.8	0
Integral horsepower motor-gen. sets	06						
Integral horsepower motor-gen. sets	0601	06/83	124.4	125.3	125.3	6.4	0
Prime mover gen. sets	0701	06/83	110.2	110.3	110.3	(?)	0
Parts and supplies	09						
Parts/supplies for motors, gen., & motor-ge	0901	06/83	108.6	108.6	108.6	.2	0
Transformers and power regulators	1174						
Fluorescent lamp ballasts	02	06/81	234.5	234.8	236.4	1.6	.7
Correct power factor type	0205		116.8	116.8	116.8	4.2	0
Uncorrected power factor type	0207	06/81	247.9	247.9	247.9	4.2	0
Distribution transformers	03	06/81	116.5	116.5	116.5	4.1	0
Liquid immersed, pole type, single phase	0301	06/81	111.1	110.7	111.3	-.7	.5
Liquid immersed, pad mount, single phase	0303	06/81	106.7	106.1	106.5	-1.0	.4
Liquid immersed, three phase	0307	06/81	111.4	111.2	111.7	-1.3	.4
Small power transformers	05	06/81	204.2	204.6	208.0	1.0	1.7
501-2500 KVA, liquid immersed	0501	12/74	115.4	117.3	116.8	0	-4
Large power transformers	06	06/81	191.7	196.0	193.8	-.8	-1.1
10001-30000 KVA, w/o LTC	0623	12/74	103.3	102.5	107.0	3.3	4.4
100000 KVA and above with LTC	0631	12/74	109.7	100.3	107.3	-5.1	7.0
Specialty and all other transformers	07	06/81	221.0	222.2	(?)	(?)	(?)
Open core/coil and units end-bell enclosed	0701	06/81	117.3	118.2	117.9	4.2	-3
HID lamp transformers	0703	06/81	117.2	119.3	117.3	1.5	-1.7
General purpose transformers	0711	06/81	112.7	112.7	112.7	2.9	0
Reactors and other special purpose	0721		115.2	115.3	115.3	.1	0
Instrument transformers	0725		288.0	(?)	288.0	0	(?)
Other transformers	0731	06/81	(?)	(?)	230.6	3.2	(?)
Other transformers	0731	06/81	126.5	129.1	129.1	3.3	0
Switchgear, switchboard, etc. equipment	1175						
Industrial controls	07		285.5	285.8	286.4	1.4	.2
Switchgear, exc. ducts & contr. circuit relay	11	06/85	280.8	280.2	281.5	2.1	.5
Power circuit breakers, all types	12		102.1	100.8	100.8	-5	0
Power circuit breakers, all types	1201	06/85	98.6	(?)	98.6	(?)	(?)
Panelboards & switching & interrupting devs	13	06/85	100.5	101.9	101.5	1.0	-.4
Fuses/equip. < 2300 volts ex. power dist c	14	06/85	107.5	107.4	107.6	2.9	.2
Molded case circuit breakers	15	06/85	100.4	100.0	100.8	1.5	.8
Relays, control circuit	17	06/85	103.7	107.3	105.9	4.5	-1.3
Communication and related equipment	1176						
Telephone and telegraph equipment	01	12/85	101.7	101.7	102.4	2.2	.7
Switching equipment	0121	12/85	106.1	105.9	107.8	6.6	1.8
Telephone sets	0131	12/85	110.0	109.7	112.6	11.3	2.6
Modems	0133	12/85	93.3	92.6	92.6	-1.0	0
Other telephone and telegraph apparatus	0141	12/85	106.4	106.4	106.4	(?)	0
Radio & television communication equipment	02	12/85	100.3	100.2	101.8	2.3	1.6
Broadcast, studio and related equipment	0201	12/85	101.1	101.1	101.3	1.2	.2
Mobile pt.-to-pt. related communication rad	0202	12/85	99.8	99.1	99.5	-.8	.4
Intercom, alarm & traffic control systems	0203	12/85	101.8	101.8	102.1	2.1	.3
Radar, sonar & other search/detection/track	0204	12/85	100.9	102.2	102.0	1.4	-.2
Electronic warfare & missile systems & equi	0205	12/85	100.9	101.4	101.5	1.3	.1
Navigation systems for aircraft, ships & gr	0206	12/85	100.1	100.2	100.1	.1	-.1
Other electronic equipment & devices, n.e.c	0209	12/85	99.5	99.5	100.1	.1	.6
Other electronic equipment & devices, n.e.c	0209	12/85	103.1	103.1	103.7	3.6	.6
Electric lamps/bulbs and parts	1177						
Incandescent	01		346.6	346.9	346.3	-.1	-.2
General lighting	0101		360.9	364.4	361.5	.6	-.8
Reflector lamps	0105		410.0	418.3	404.4	-3.1	-3.3
Photographic bulbs and flashes	0111	12/83	473.1	465.0	462.7	-2.7	-.5
Other large incandescent	0112	12/83	113.7	116.4	115.4	(?)	-.9
All other miniature	0114	12/83	94.2	93.4	95.9	(?)	2.7
Other than incandescent	02		110.4	110.4	(?)	(?)	(?)
Flourescent, hot cathode	0221	12/83	313.6	307.0	314.3	-1.1	2.4
Other electric discharge	0222	12/83	108.9	106.2	109.3	(?)	2.9
Parts for electric lamps/bulbs	03	12/85	104.8	104.0	105.0	-.4	1.0
Parts for electric lamps/bulbs	03	12/85	98.3	98.3	95.4	-2.5	-3.0
Electronic components and accessories	1178						
Cathode ray T.V. picture tube	02		202.9	203.1	202.8	1.6	-.1
Power, transmitter, special purpose tubes	03		349.0	348.6	352.3	1.3	1.1
Capacitors	11	12/67	185.3	181.6	182.1	-1.8	.3
Aluminum electrolytic, 5/8-inch diameter an	1102	06/81	107.3	113.7	113.7	13.1	0

See footnotes at end of table.

Table 6. Producer price indexes and percent changes for commodity groupings and individual items—Continued

(1967 = 100 unless otherwise indicated)

Commodity	Commodity code	Other index base	Index			Unadjusted percent change to Jan. 1987 From:	
			Sep. 1986 ¹	Dec. 1986 ¹	Jan. 1987 ¹	Jan. 1986	Dec. 1986
Electronic components and accessories—Continued	1178						
Aluminum electrolytic, under 5/8-inch diame	1104	06/81	102.0	(?)	(?)	(?)	(?)
Tantalum, slug and wire dry electrolytic, m	1112	06/81	68.3	69.6	(?)	(?)	(?)
Ceramic dielectric	1121	12/67	167.9	172.4	172.5	3.4	0.1
Ceramic monolithic, chip	1122	06/81	101.6	(?)	101.6	0	(?)
Ceramic monolithic, lead radial	1123	06/81	81.6	74.9	75.7	-7.9	1.1
Ceramic monolithic, lead axial	1124	06/81	33.2	(?)	(?)	(?)	(?)
All other ceramic capacitors	1126	06/86	100.0	(?)	100.0	(?)	(?)
Resistors for electric applications	12	12/67	192.6	192.7	194.7	2.6	1.0
Metal film, fixed nonwire wound	1214	06/86	94.6	90.7	91.4	(?)	.8
Thick film resistor networks	1272	12/80	108.8	91.1	95.2	-7.9	4.5
Nonprecision, fixed wirewound	1281	06/86	100.0	101.6	101.6	(?)	0
Precision, high temperature, fixed wirewound	1283	06/83	99.3	99.3	99.3	-1.9	0
Ultraprecision, fixed wirewound	1284	12/80	113.5	113.5	113.5	-4	0
Nonwirewound trimmers	1285	06/86	100.0	100.0	103.0	(?)	3.0
Carbon composition, fixed nonwirewound	1287	06/86	100.0	(?)	(?)	(?)	(?)
Relays	21	12/68	315.3	314.8	314.8	.5	0
Other than reed, sensitive, crystal can, &	2132	12/86	(?)	100.0	(?)	(?)	(?)
Switches, mechanical (electronic appl.)	22	06/82	113.9	114.5	114.7	2.0	.2
Connectors	24	12/67	247.7	248.1	249.7	4.8	.6
Coaxial connectors (radio frequency)	2411	12/68	320.2	320.2	320.2	16.0	0
Cylindrical connectors, h.d. and std.	2421	12/80	122.3	122.2	123.1	6.6	.7
Miniature cylindrical	2422	12/80	115.2	116.5	124.4	11.0	6.8
Rack and panel, integral shell	2431	12/67	215.8	213.0	(?)	(?)	(?)
Rack and panel, other	2432	12/80	108.7	108.7	109.3	1.6	.8
Printed circuit, card insertion	2441	12/72	168.6	169.5	171.2	.2	1.0
Printed circuit, two-piece type	2442	12/80	97.8	98.8	97.2	.3	-1.6
Miscellaneous special types	2467	12/80	111.6	111.3	(?)	(?)	(?)
Magnetic recording media	25						
Magnetic recording media	2599	06/82	93.3	93.5	92.5	-2.2	-1.1
Part for electronic components	27	12/68	356.1	356.7	356.7	1.6	0
Ferrites and related magnetic materials	2711	12/86	(?)	100.0	(?)	(?)	(?)
Parts for electronic components, n.e.c.	2799	06/82	120.4	120.6	120.6	1.7	0
Filters, crystals, and transducers	28	06/82	104.5	104.5	104.5	.5	0
Filters and crystals	2891	06/82	108.9	108.9	108.9	1.2	0
Transducers	2892	06/82	101.9	101.9	101.9	(?)	0
Diodes	31	12/74	86.2	86.2	86.2	.2	0
Thyristors	33	12/74	108.9	128.5	128.5	18.0	0
Transistors	35	12/74	77.7	77.8	77.8	-1.1	0
Signal transistor	3507	06/81	61.2	(?)	61.4	-2.4	(?)
Power transistor, 10 watts and over	3515	12/74	63.9	63.9	63.9	0	0
Optoelectronic devices	37	12/74	78.5	75.7	75.3	-4.0	-5
Other optoelectronic devices, excluding sol	3717	06/81	(?)	105.3	103.9	-2	-1.3
Digital bi-polar integrated circuits	41	12/74	62.6	62.7	61.4	.8	-2.1
Bipolar logic, TTL	4103	12/74	59.9	58.2	57.4	-2	-1.4
Bipolar logic, except TTL	4112	12/74	129.5	129.5	122.2	-2.2	-5.6
Bipolar memory, RAM	4116	12/81	70.8	(?)	78.7	(?)	(?)
Digital MOS integrated circuits	42	12/74	32.3	33.3	32.4	2.9	-2.7
MOS, memory	4221	12/74	21.9	22.9	22.2	11.6	-3.1
MOS, except memory	4223	12/74	46.4	47.6	46.0	-4.2	-3.4
MOS, microprocessor	4225	06/81	81.4	(?)	81.2	(?)	(?)
Linear integrated circuits	45	12/74	56.7	55.7	54.6	-6.0	-2.0
Amplifier	4552	12/74	68.2	68.2	68.2	-1.6	0
Other analog integrated circuits	4558	12/74	68.6	68.8	66.2	-6.6	-3.8
Hybrid integrated circuits	46	06/81	122.9	122.9	126.9	3.3	3.3
Thick film	4609	06/81	94.1	94.1	100.0	(?)	6.3
Other semiconductor devices and parts	48	06/81	95.0	95.1	95.5	-.5	.4
Other finished semiconductor devices	4801	06/81	97.4	97.3	97.3	1.8	0
Dice and wafers	4815	06/81	86.5	86.5	86.5	(?)	0
Other semiconductor parts, except dice and	4817	06/81	106.1	106.3	108.4	2.6	2.0
Printed circuits and cable assemblies	51	06/82	108.4	108.5	108.6	1.0	.1
Printed circuit boards and forms	5191	06/82	108.7	108.7	108.8	1.4	.1
Cable assemblies, electronic	5192	06/82	107.6	107.6	108.1	0	.5
Static power, pulse & frequency converters	52	06/82	133.3	136.9	138.5	6.7	1.2
Electronic transformers and coils	53	06/82	116.1	116.0	116.1	.9	.1
Audio transformers	5305	06/82	118.8	118.8	118.8	1.9	0
Power transformers	5309	06/82	108.8	108.8	108.8	(?)	0
Other inductors for electronic applications	5319	06/82	118.1	117.7	118.0	1.6	.3
MW components, ex tubes, semicon., antenna	57	06/82	127.0	127.0	127.0	(?)	0
Complex component assembl., packs, modules	61	06/82	124.8	124.8	124.4	6.1	-3
Miscellaneous electrical mach and equip	1179						
Storage batteries	01		277.3	276.7	277.8	.8	.4
Lead acid batteries, 1.5 cubic foot or less	0103	12/84	201.1	205.1	207.5	4.7	1.2
Lead acid batteries, larger than 1.5 cubic	0104	12/84	99.3	101.6	102.5	5.1	.9
Primary batteries, dry and wet	02		100.0	102.0	100.0	.9	-2.0
Dry cell size d flashlight battery	0211		232.7	232.7	236.7	7.9	1.7
Lantern and other multiple dry cells	0215		230.1	230.1	230.4	8.2	.1
Alkaline cell size aa battery	0217		242.9	242.9	243.4	6.0	.2
Carbon and graphite products	03		224.1	224.1	219.6	2.1	-2.0
Graphite electrodes	0324	12/67	368.2	356.2	356.9	-6.3	.2
			404.0	367.6	367.6	-18.2	0

See footnotes at end of table.

Table 6. Producer price indexes and percent changes for commodity groupings and individual items—Continued

(1967 = 100 unless otherwise indicated)

Commodity	Commodity code	Other index base	Index			Unadjusted percent change to Jan. 1987 From:	
			Sep. 1986 ¹	Dec. 1986 ¹	Jan. 1987 ¹	Jan. 1986	Dec. 1986
Miscellaneous electrical mach and equip—Continued	1179						
Automotive generator brushes	0331	12/68	127.3	127.3	127.3	0	0
Contacts, brushplates and brushes, except a	0333	06/85	104.3	104.3	104.3	4.3	0
Other carbon and graphite products, mechani	0341	06/85	100.8	100.8	101.9	1.1	1.1
Other carbon and graphite products, non-mec	0343	06/85	102.7	103.3	103.5	2.0	.2
X-ray and electromedical equipment	05		337.5	336.1	337.9	-1.2	.5
Irradiation equipment	0512	06/85	93.8	93.1	92.8	-5.3	-3
Diagnostic electromedical equipment	0514	06/85	95.1	94.6	94.6	-5.7	0
Electrotherapeutic equipment	0516	06/85	102.1	102.1	104.0	2.7	1.9
Patient monitoring equipment	0518	06/85	102.3	102.6	102.6	.7	0
Parts and accessories for electromedical eq	0524	06/85	114.2	114.2	(?)	(?)	(?)
Engine electrical equipment	06		308.3	308.5	306.2	1.4	-7
Cable sets and ignition wiring harnesses	0601	12/82	106.4	106.7	106.7	.6	0
Regulators for battery charging generators	0602	12/82	113.2	113.2	112.6	.4	-5
Battery charging alternators and generators	0603	12/82	109.6	109.7	106.2	3.7	-3.2
Starting motors	0604	12/82	107.8	107.9	107.1	-1.5	-7
Spark plugs	0605	12/82	103.2	103.2	103.2	.6	0
Other engine electrical equipment	0606	12/82	105.7	105.8	105.7	2.0	-1
Electrical equipment, n.e.c.	07	12/85	102.7	102.8	103.6	2.7	.8
Porcelain electrical supplies, ex insulato	08	12/85	100.9	100.9	101.1	1.0	.2
Electrical industrial apparatus, n.e.c.	29	12/85	98.6	97.6	97.9	-1.6	.3
Industrial capacitors	2901	12/85	94.7	90.9	91.2	-6.7	.3
Rectifying apparatus	2902	12/85	100.3	100.0	100.2	0	.2
Industrial coil windings & other misc. equi	2903	12/85	100.0	100.2	101.2	1.2	1.0
Miscellaneous instruments	118	06/80	132.0	132.4	133.0	2.9	.5
Environmental controls	1181	06/80	131.3	131.7	131.4	3.5	-2
Building comfort controls	01	06/80	142.4	143.1	142.7	5.2	-3
Temperature responsive controls	0121	06/80	141.8	143.4	142.6	2.9	-6
Building control parts, accessories	0171	06/80	179.8	180.8	180.8	1.5	0
Appliance regulation controls	02						
Temperature responsive appliance controls	0211	06/80	105.6	105.6	105.6	-1.9	0
All other appliance regulating controls	0215	06/80	108.8	108.8	108.1	-9	-6
Process control instruments	1182	06/83	113.6	113.9	114.2	5.5	.3
Display and control receiver type instrumen	0111	06/83	109.5	109.6	109.6	.6	0
Temperature instruments, excl. receiver typ	0121	06/83	112.5	113.5	114.6	3.2	1.0
Pressure and draft instruments, excl. recei	0131	06/83	110.8	110.1	110.2	1.5	.1
Flow and liquid level instruments	0141	06/83	108.1	108.2	108.2	1.0	0
Continuous process gas & liquid analysis in	0151	06/83	105.5	106.0	106.5	1.1	.5
Instruments for process variables, n.e.c.	0161	06/83	106.9	107.1	108.3	1.8	1.1
Other process control products and parts	0191	06/83	120.6	120.9	121.1	12.5	.2
Fluid meters and counting devices	1184	12/85	100.0	100.5	101.1	0	.6
Integrating & totalizing meters for gas or	0102	12/85	100.8	101.0	101.8	.1	.8
Counting devices	0103	12/85	102.9	102.9	102.9	2.5	0
Engineering and scientific instruments	1185	12/85	101.3	101.2	102.5	2.5	1.3
Aeronautical, nautical, & navigational ins	01	12/85	102.2	101.4	102.1	2.1	.7
Laboratory and scientific apparatus	02	12/85	101.3	101.9	104.2	4.1	2.3
Surveying/drafting instrs. & lab. furn.	03	12/85	100.0	99.1	99.1	-9	0
Optical instruments and lenses	1186	12/85	100.3	100.8	101.1	1.1	.3
Sighting, tracking & fire-control equip.	01	12/85	100.9	100.9	102.7	1.8	1.8
Optical instruments, components, & lenses	02	12/85	99.1	100.3	100.6	1.0	.3
Analytical and scientific instruments	03	12/85	101.1	101.1	101.2	1.1	.1
Measuring & controlling devices, n.e.c.	1189	06/85	103.7	104.0	104.6	2.5	.6
Aircraft engine instruments, except flight	01	06/85	103.0	103.0	104.3	2.6	1.3
Phys. prop. & kinematic test, insp. & meas e	02	06/85	104.5	104.4	104.8	3.5	.4
Comm. meteorological & general purpose ins	03	06/85	104.3	104.5	104.5	2.9	0
Nuclear radiation detect.& monitoring inst	04	06/85	103.3	103.9	104.9	2.0	1.0
Miscellaneous machinery	119		279.2	280.6	281.7	1.1	.4
Oil field and gas field machinery	1191		408.6	410.5	410.4	-3.4	0
Oil field and gas field drilling machinery	02		396.4	401.6	401.5	-4.3	0
Wheel-mounted drilling and well-servicing r	0208	12/80	107.3	107.3	107.3	0	0
Swivels and accessories	0215		(?)	606.3	(?)	(?)	(?)
Blowout preventers and accessories	0216		599.1	599.1	(?)	(?)	(?)
Tungsten-carbide insert bits	0227	12/80	116.0	116.0	(?)	(?)	(?)
Steel-toothed bits	0228	12/80	116.2	127.1	127.1	-5.1	0
Other bits, including diamond bits	0229	12/80	132.0	132.0	132.0	0	0
Slush pumps	0232		136.1	136.1	131.1	-28.4	-3.7
Cementing, floating, guiding, and shoe equi	0234	12/80	108.9	108.9	(?)	(?)	(?)
Well surveying equipment	0236	12/80	97.2	(?)	98.0	-2.1	(?)
Drawworks and accessories	0241	12/86	(?)	100.0	(?)	(?)	(?)
Elevators, spiders, slips, hooks, links & c	0243	12/86	(?)	100.0	(?)	(?)	(?)
Derricks, substructures, and accessories	0249	12/86	(?)	100.0	(?)	(?)	(?)
Other rotary drilling surface equipment	0251	12/86	(?)	100.0	(?)	(?)	(?)

See footnotes at end of table.

Table 6. Producer price indexes and percent changes for commodity groupings and individual items—Continued

(1967 = 100 unless otherwise indicated)

Commodity	Commodity code	Other index base	Index			Unadjusted percent change to Jan. 1967 From:	
			Sep. 1986 ¹	Dec. 1986 ¹	Jan. 1987 ¹	Jan. 1986	Dec. 1986
Oil field and gas field machinery—Continued	1191						
Other rotary subsurface drilling equipment	0252	12/86	(?)	100.0	100.0	(?)	0
Other drilling rigs, incl. blast hole & cab	0254	12/86	(?)	100.0	100.0	(?)	0
Other oil and gas field drilling equipment	0256	12/86	(?)	100.0	(?)	(?)	(?)
Oil field and gas field production machine	04		426.5	424.1	423.8	-2.3	-1.1
Christmas tree assemblies, casing and tubin	0403	12/80	122.6	120.7	120.7	-5.0	0
Sucker rods	0412		235.2	231.1	231.1	-3.7	0
Retrievable packers and accessories	0421	12/71	417.8	418.3	418.3	.3	0
Permanent packers and accessories	0422		548.9	548.9	548.9	0	0
Separating, metering, and treating equipmen	0427	12/80	103.7	(?)	103.7	0	(?)
Chokes, manifolds, and accessories	0429	12/80	98.3	98.3	(?)	(?)	(?)
Other oil and gas field production machiner	0449	12/86	(?)	100.0	100.0	(?)	0
Parts for oil and gas field production mach	0455	12/86	(?)	100.0	98.5	(?)	-1.5
Mining machinery and equipment	1192		382.3	381.3	383.8	.4	.7
Underground mining machinery	01		463.7	461.3	461.6	.4	.1
Loading machines, underground mine	0102		348.5	342.0	342.0	-1.7	0
Continuous mining machines, all types	0104		379.4	(?)	(?)	(?)	(?)
Shuttle cars, all types	0115		416.2	418.3	418.2	.9	0
Crushing, pulverizing, screening machinery	02		361.2	362.5	361.5	1.1	-3
Screens, vibrating, trommel, mine type	0234	12/74	188.9	191.8	189.4	2.0	-1.3
Drills and other mining machinery	03		234.2	234.2	238.6	1.6	1.9
Rock drills, percussion type	0341		206.0	(?)	(?)	(?)	(?)
Other drills, tools, and supplies for drill	0349	06/81	105.6	(?)	105.6	-.8	(?)
Mineral beneficiation equipment	06	06/81	122.7	123.3	123.3	.5	0
Other mineral beneficiation equipment	0621	06/81	123.9	124.8	124.8	(?)	0
Mining machinery parts	53						
Mining machinery parts, excluding drills	5301	12/72	370.1	386.6	370.8	.1	1.1
Percussion rock drill bits	5346		161.9	169.1	169.7	-1.0	.4
Office and store machines and equipment	1193		154.7	155.2	156.8	1.9	1.0
Calculating and accounting machines	01		81.4	81.4	81.0	-2.6	-5
Electronic calculating machines	0113	06/85	90.7	90.6	90.6	(?)	0
Accounting machines and cash registers	0114	06/85	99.3	99.4	98.8	-.2	-6
Parts and attach. for calc. & accting mach.	0115	06/85	93.8	93.6	93.6	-.2	0
Typewriters, word processors and parts	02	06/85	99.3	98.9	99.3	-.7	.4
Safes and vaults	05		319.6	328.4	328.4	3.9	0
Coin-operated auto. merchandising machines	06		217.6	217.6	218.0	1.3	.2
Coin-operated auto. merchandising mach., ex	0654	06/82	103.7	103.7	103.9	1.7	.2
Parts for automatic merchandising machines	0655	06/82	115.8	115.8	115.8	0	0
Other office and store machines and parts	07		264.3	265.4	269.8	3.8	1.7
Duplicating machines and parts	0731	06/85	101.4	(?)	103.1	(?)	(?)
Mailing, letter handling, collating, address	0735	06/85	101.2	102.9	104.6	5.2	1.7
All other office machines and parts	0739	06/85	102.0	101.5	103.7	3.6	2.2
Coin-operated amusement machines	08	12/85	101.1	101.2	104.5	4.5	3.3
Internal combustion engines	1194		351.5	353.8	353.9	1.6	0
Gasoline engines	01						
Gasoline engines, under 11 h.p., ex. autos	0111	12/82	103.6	103.5	104.0	0	.5
Gasoline engines, over 11 h.p.	0112	12/82	110.8	110.9	111.2	(?)	.3
Diesel, semidiesel, & dual fuel, non-auto	07	12/82	101.3	101.5	101.5	1.0	0
Diesel, semidiesel, & dual fuel, under 151	0711	12/82	101.2	101.2	101.2	.1	0
Diesel, semidiesel, & dual fuel, 151 h.p. a	0712	12/82	101.4	101.6	101.6	1.3	0
Parts and accessories for i.c. engines	09						
Parts and accessories for i.c. engines	0911		335.4	332.9	332.9	2.3	0
Machine shop products	1195		445.0	445.4	444.1	.6	-3
Carburetors, pistons, piston rings, & valv	01		436.8	438.4	431.0	-.3	-1.7
Carburetors, new, for motor vehicles	0101		551.4	553.5	553.5	2.8	0
Rebuilt carburetors, all types	0102	12/82	110.8	112.3	119.0	7.4	6.0
Piston rings, compression type, o.e.m. moto	0112		286.1	285.6	285.6	2.7	0
Piston rings, compression type, ex. motor v	0115	12/82	117.3	117.3	117.3	2.1	0
Intake & exhaust valves, ex. for motor vehi	0116	12/82	99.8	(?)	(?)	(?)	(?)
Flexible metal hose and tubing	02						
Flexible metal hose and tubing	0221	06/84	101.3	101.3	101.3	.3	0
Other machine shop products	05						
Other machine shop products	0501	06/84	102.9	102.9	102.9	.7	0
Steam, gas, & hydraulic turbines & parts	1196	06/82	104.8	107.3	110.4	5.8	2.9
Steam, gas, and hydraulic turbines	01	06/82	98.5	101.0	100.7	2.7	-3
Mechanical drive steam turbines	0101	06/82	88.8	92.9	92.3	(?)	-6
Turbine parts and accessories	02	06/82	131.4	134.0	143.4	10.1	7.0
Parts for mechanical drive steam turbines	0201	06/82	144.6	(?)	148.4	2.5	(?)
Parts for gas turbines	0202	06/82	119.9	119.9	144.9	23.8	20.9
Other miscellaneous machinery	1199	06/84	101.1	101.1	101.6	.9	.5
Metal bellows	0101	06/84	105.6	105.6	105.6	0	0
Other miscellaneous machinery products	0191	06/84	100.8	100.8	101.3	.9	.5
Furniture and household durables	12		224.2	225.0	225.1	1.1	0

See footnotes at end of table.

Table 6. Producer price indexes and percent changes for commodity groupings and individual items—Continued

(1967 = 100 unless otherwise indicated)

Commodity	Commodity code	Other index base	Index			Unadjusted percent change to Jan. 1987 From:	
			Sep. 1986 ¹	Dec. 1986 ¹	Jan. 1987 ¹	Jan. 1986	Dec. 1986
Household furniture	121		253.8	255.3	255.0	1.6	-0.1
Metal household furniture	1211		216.6	217.9	218.9	3.2	.5
Dining, dinette and breakfast furniture	0102	06/84	107.3	108.4	109.0	4.4	.6
Other metal household furniture	0104	06/84	100.7	100.9	101.3	2.2	.4
Wood household furniture	1212		287.3	289.8	290.0	1.9	.1
Living room furniture	01		272.5	277.8	277.6	2.7	-1
Table	0101		270.2	276.1	275.9	3.6	-1
Desks	0103	06/80	133.8	134.0	133.8	3.6	-1
Chairs	0105	06/80	131.2	138.1	138.1	-1	0
Credenzas and bookcases	0106	06/80	139.5	139.5	139.5	0	0
Other nonupholstered living rm furniture	0109	06/80	128.1	130.0	130.0	2.2	0
Dining room furniture	02		308.0	309.9	311.2	2.3	.4
Table	0211		305.8	305.6	307.2	2.0	.5
Chairs	0216		333.2	335.9	337.4	3.9	.4
Buffets and servers	0221		294.5	297.0	297.1	1.9	0
China and corner cabinets	0231		278.2	281.3	282.5	3.3	.4
Other dining rm & kitchen furniture	0233	06/80	116.7	116.7	117.3	-7.8	.5
Bedroom furniture	03		283.6	285.8	285.6	1.3	-1
Beds, except bunk	0336		289.9	294.4	293.7	1.3	-2
Headboard sets	0341	06/80	132.0	132.0	132.0	1.1	0
Dresser, vanities and dressing tables	0342		273.3	275.7	276.6	.4	.3
Night tables & stands	0344	06/80	138.4	141.1	140.9	3.0	-1
Chests	0351		275.1	276.0	277.4	2.6	.5
Wardrobes	0353	06/80	134.1	136.6	129.6	-2.3	-5.1
Other nonupholstered bedroom furniture	0355	06/80	134.3	133.8	135.1	1.8	1.0
Other wood household furniture	04	06/80	117.4	117.4	117.4	1.7	0
Misc. infants and children furn.	0461	06/80	109.0	109.0	109.0	0	0
Unpainted wood furniture	0463	06/80	131.6	131.6	131.6	2.2	0
Unassembled wood household furniture	0465	06/80	114.6	114.7	115.0	.7	.3
TV, radio, stereo & sewing machine cabinets	0467	12/85	101.7	101.7	101.7	2.0	0
Upholstered household furniture	1213		230.0	230.9	229.7	1.7	-5
Sofa, including sectional sofa pieces	0101		230.8	232.1	230.7	2.1	-6
Chairs, including rockers and recliners	0111		229.2	229.3	227.8	1.0	-7
Sofa bed, convertible	0121		219.5	221.8	221.8	2.2	0
Other upholstered household furniture	0131	06/82	118.7	118.7	118.7	2.8	0
Bedding	1214		221.9	222.5	221.1	1.3	-6
Bedsprings	0103	06/83	103.4	105.8	104.1	2.2	-1.6
Innerspring mattresses, other than crit. siz	0111		228.0	225.4	225.0	-8	-2
Porch and lawn furniture	1215		284.9	285.7	295.0	-1.2	3.3
Metal porch, lawn, outdoor & casual furnitu	0112	06/84	96.5	96.8	99.9	-1.2	3.2
Household furniture, n.e.c.	1216	12/85	98.3	98.1	95.3	-4.7	-2.9
Commercial furniture	122		318.3	320.9	322.6	2.5	.5
Wood office furniture and store fixtures	1221		321.2	321.5	325.6	3.2	1.3
Seating	0112	06/85	103.0	103.4	104.4	1.9	1.0
Desks and extensions	0113	06/85	103.9	104.3	104.9	2.9	.6
Storage units, files and tables	0114	06/85	103.6	104.3	104.8	2.4	.5
Panel and modular systems furniture	0115	06/85	101.6	101.2	101.9	1.2	.7
Other wood office furniture	0116	06/85	104.9	106.6	106.6	2.4	0
Partitions, shelving, and lockers	0141	12/83	101.8	101.8	101.8	.4	0
Plastic laminated fixture tops	0151	12/83	117.7	117.8	118.0	.3	.2
Fixtures for stores, banks, offices, &	0161	12/83	113.4	113.3	115.9	5.4	2.3
Metal office furniture and store fixture	1222		317.5	322.1	323.2	2.1	.3
File cabinets and equipment	02	06/80	134.7	138.4	138.7	3.2	.2
Letter filing cabinets	0201		338.3	356.1	354.7	3.2	-4
Legal file cabinets	0203	06/80	134.5	136.4	(?)	(?)	(?)
Horizontal file cabinets	0205	06/80	121.0	124.0	125.1	1.0	.9
Other file cabinets	0207	06/80	147.4	148.9	148.9	3.5	0
Furniture	03	06/80	132.9	136.3	136.9	4.0	.4
Clerical and secretarial desk	0321		314.0	324.5	322.1	4.6	-7
Chairs	0325		283.4	298.0	302.9	5.6	1.6
Tables & stands	0331	06/80	124.2	125.7	125.7	4.2	0
Modular units	0333	06/80	131.3	130.9	133.9	5.5	2.3
Misc. metal office furniture	0335	06/80	136.6	137.1	136.6	1.4	-4
Partitions and fixtures	04	12/83	108.4	108.7	109.0	.6	.3
Partitions prefabricated, assembled, o	0403	12/83	108.7	108.7	108.7	(?)	0
Shelving and lockers	0405	12/83	109.3	109.4	110.1	1.5	.6
Storage racks and accessories	0407	12/83	103.6	104.7	104.3	-6.4	-4
Fixtures for stores, banks, offices, &	0409	12/83	109.7	109.8	110.3	2.7	.5
Public building furniture	1223	12/84	106.5	107.1	107.1	2.7	0
School furn. exc. stone, concrete, & librar	0101	12/84	104.7	105.2	105.2	2.5	0
Public bldg. & related furn.exc. school & r	0102	12/84	107.7	108.4	108.4	2.8	0

See footnotes at end of table.

Table 6. Producer price indexes and percent changes for commodity groupings and individual items—Continued

(1967 = 100 unless otherwise indicated)

Commodity	Commodity code	Other index base	Index			Unadjusted percent change to Jan. 1987 From:	
			Sep. 1986 ¹	Dec. 1986 ¹	Jan. 1987 ¹	Jan. 1986	Dec. 1986
Furniture and fixtures n.e.c.	1224	12/85	101.7	102.5	102.6	2.3	0.1
Hospital beds	0101	12/85	99.9	(?)	99.9	1.2	(?)
Restaurant, cafeteria & bar furniture	0102	12/85	102.0	102.1	102.1	2.1	0
Other furniture and fixtures, n.e.c.	0103	12/85	101.9	103.7	104.4	3.0	.7
Floor coverings	123		196.4	196.7	197.6	1.6	.5
Soft surface floor coverings	1231		170.3	170.8	171.4	1.6	.4
Tufted broadloom	01		170.7	171.5	171.7	1.7	.1
Tufted broadloom, polyester	0159	12/68	135.3	137.2	135.7	1.3	-1.1
Tufted broadloom, nylon	0161		151.5	152.2	152.7	2.0	.3
Tufted broadloom, other fibers	0183	06/80	106.0	(?)	105.1	-1.3	(?)
Other tufted carpeting, from tufted yarn	02	06/80	124.3	123.8	126.5	1.9	2.2
Bathmats and rugs 6x9 or less	0265	06/80	(?)	(?)	133.4	1.4	(?)
Automobile & aircraft carpeting	0267	06/80	115.5	(?)	116.4	.8	(?)
Artificial grass	0269	06/83	(?)	(?)	103.8	(?)	(?)
Woven carpets & rugs made from textile yar	03						
Woven carpets and rugs, made from textile y	0301	06/85	101.4	101.4	101.5	.7	.1
Carpets and rugs not made from textile yar	04						
Carpets & rugs, not made from textile yarn	0401	06/85	100.4	100.5	100.6	1.4	.1
Hard surface floor coverings	1232		278.3	277.4	281.0	2.1	1.3
Commission finishing/dyeing, floor cover	1233	12/86	(?)	100.0	100.0	(?)	0
Household appliances	124		210.1	210.0	209.7	-1	-1
Major appliances	1241		214.0	213.7	213.4	-1	-1
Cooking equipment	01		226.9	225.4	226.5	2.5	.5
Free-standing electric ranges	0111		234.5	230.7	232.9	1.7	1.0
Built-in surface cooking tops, electric	0115		212.2	(?)	(?)	(?)	(?)
Portable microwave ovens	0121	12/78	83.7	83.7	83.7	-3.2	0
Free-standing gas ranges	0134		252.3	251.9	254.4	2.7	1.0
Nonstandard type gas ranges	0137	06/81	109.0	109.0	109.0	1.1	0
Portable outdoor cooking units	0159	06/81	111.2	110.2	111.2	-1.0	.9
All other cooking equipment, except gas and	0161	06/81	130.9	(?)	130.9	4.5	(?)
Laundry equipment	02		221.5	221.6	223.3	1.1	.8
Washing machine, automatic	0211		209.5	209.5	210.0	.2	.2
Electric dryers	0232		241.3	241.8	241.5	.1	-1
Refrigeration equipment	03		202.6	202.4	202.2	-2.2	-1
Refrigerator-freezer, 14.4 cu. ft. and unde	0331	12/81	107.3	107.3	107.4	-3.1	.1
Refrigerator-freezer, 14.5 - 19.4 cu. ft.	0332	12/81	111.2	111.0	110.6	-3.3	-4
Refrigerator-freezer, 19.5 cu. ft. and over	0333	12/81	109.7	109.7	109.7	-1.0	0
Other major appliances	04		198.5	198.4	194.3	-1.3	-2.1
Room air conditioners	0445		178.1	178.0	173.9	.2	-2.3
Household vacuum cleaners, parts, & atta	1243		166.4	167.2	166.9	-2.3	-2
Vacuum cleaners	01		166.6	167.5	167.1	-3.4	-2
Canister, tank, and all other general purpo	0111		150.4	150.4	150.4	-4.8	0
Complete power unit, central system type	0116	12/82	108.5	108.5	106.3	-2.0	-2.0
Handheld	0117	12/82	(?)	(?)	100.0	(?)	(?)
Upright	0121	12/73	189.3	191.8	191.8	-1.3	0
Electric housewares and fans	1244		184.2	183.9	183.6	-5	-2
Small household appliances	01		184.7	184.1	183.6	-8	-3
Automatic toasters	0111		174.4	174.4	174.4	0	0
Automatic coffee makers	0113		203.7	203.7	203.7	-1.6	0
Ovens and roasters	0129	06/83	97.4	97.4	97.4	-1	0
All other household food preparation applia	0134	06/83	95.0	95.0	(?)	(?)	(?)
Portable room heaters	0141	06/83	104.6	104.6	104.9	.6	.3
Space heaters for fixed installation	0142	06/83	112.6	112.6	112.6	1.2	0
Electric blankets and other electric bed co	0151	06/83	97.6	98.4	98.3	0	-1
Heating pads, including foot warmers	0152	06/83	117.4	117.4	117.4	2.6	0
All other household cooking and heating app	0161	06/83	112.0	112.0	109.6	(?)	-2.1
Electric fans	02	12/82	101.4	101.9	102.2	.7	.3
Electric range hoods, ducted and nonducted	0212	12/67	206.5	208.3	(?)	(?)	(?)
All other fans, except roof, furnace, etc.	0222	06/83	96.4	96.7	97.1	-1	.4
Parts & attach. - small elect. appliances	03						
Parts & attachments for small electrical ap	0311	12/82	104.8	104.8	104.9	.2	.1
Electric lamps	1245		325.9	328.8	328.9	2.6	0
Table lamps	0101		327.1	330.7	330.7	2.6	0
Floor, bridge and torch lamps	0111		291.8	288.4	288.8	5.8	.1
Other portable lamps	0129	12/83	114.2	116.3	117.1	3.0	.7
Lamps sold without shades, incl. floor	0131	12/83	126.0	126.0	126.5	4.5	.4
Home electronic equipment	125		79.2	79.4	78.0	-1.4	-1.8
Radio receivers	1251		89.3	89.3	(?)	(?)	(?)
Automobile radios and tape players	0304	12/86	(?)	100.0	(?)	(?)	(?)

See footnotes at end of table.

Table 6. Producer price indexes and percent changes for commodity groupings and individual items—Continued

(1967 = 100 unless otherwise indicated)

Commodity	Commodity code	Other index base	Index			Unadjusted percent change to Jan. 1987 From:	
			Sep. 1986 ¹	Dec. 1986 ¹	Jan. 1987 ¹	Jan. 1986	Dec. 1986
Television receivers	1252		72.1	72.2	70.0	-3.8	-3.0
Color TV receivers	02	06/80	80.4	80.5	78.1	-3.9	-3.0
Color console TV receiver	0201		73.8	(?)	72.4	-1	(?)
Color TV, table & port, over 17"	0203	06/80	73.9	(?)	70.8	-8.3	(?)
TV combinations	0205	12/86	(?)	100.0	(?)	(?)	(?)
Other home electronic equipment	1253		99.9	101.1	101.2	4.9	.1
High fidelity equipment and components	06	12/86	(?)	100.0	100.0		0
Speakers, including loudspeaker systems	07	06/80	118.7	118.8	118.8	2.9	0
Loudspeakers, sold separately	0701	06/80	112.1	112.1	112.2	.1	.1
Loudspeakers, bookshelf	0703	06/80	(?)	(?)	105.5	(?)	(?)
Loudspeakers, floor standing	0704	06/80	125.5	125.5	125.5	.6	0
Other loudspeaker systems	0705	06/80	(?)	(?)	115.1	(?)	(?)
Public address systems	0706	06/80	116.3	117.7	(?)	(?)	(?)
Other household durable goods	126		327.3	328.3	330.4	1.4	.6
Tableware, kitchenware and other pottery	1261		350.8	353.1	354.5	2.5	.4
Tableware and kitchenware	01		349.7	352.9	351.2	2.4	-.5
Vitreous china tableware and kitchenwa	0101		446.2	450.5	451.0	4.4	.1
Stoneware & fine earthenware tableware	0111		369.5	372.4	367.6	-.5	-1.3
Pottery, except tableware and kitchenwar	02	12/83	107.8	108.1	109.5	2.2	1.3
Art, decorative and novelty pottery	0201	12/83	107.8	107.8	109.2	.9	1.3
Other pottery products	0202	12/83	107.8	108.9	110.3	5.7	1.3
Household glassware	1262		524.1	523.4	537.6	4.3	2.7
Pressed and blown consumer glassware	0102	06/83	114.1	114.0	117.1	4.4	2.7
Holloware	1263		100.2	100.7	100.6	-.2	-.1
Sterling silver	0101	06/85	98.9	100.2	99.3	-.9	-.9
Silver plated	0105	06/85	99.5	99.9	99.9	-.5	0
Pewter	0109	06/85	102.1	102.1	102.1	.4	0
All other holloware	0113	06/85	104.8	104.8	104.8	.8	0
Household flatware	1264		351.8	352.1	352.1	-8.8	0
Sterling silver	0111		446.6	446.6	446.6	-4.2	0
Stainless steel	0113		341.8	341.8	341.8	-14.8	0
Mirrors	1265						
Unframed mirrors	0103	06/83	107.6	108.3	110.3	3.1	1.8
Lawn and garden equip., ex. garden tract	1266		264.1	264.2	263.5	.1	-.3
Lawn mowers, walk-behind	02	12/82	104.4	104.4	104.3	.1	-.1
Rotary, push type, gasoline engine powered	0201		258.3	258.3	258.1	-.1	-.1
Rotary, self-propelled, gasoline engine pow	0202		262.3	262.3	262.3	0	0
Other nonriding lawn and garden equipment	03	12/82	106.3	106.4	104.2	-2.0	-2.1
Rotary garden tillers	0301	12/82	107.7	107.7	107.7	-.4	0
Snow throwers, excluding attachment type	0302	12/82	105.7	105.7	105.7	(?)	0
Power lawn edger/trimmers, fixed blade	0303	12/82	106.6	(?)	105.5	-3.0	(?)
Other consumer non-riding lawn, garden & sno	0306	06/83	106.2	106.2	106.2	4.8	0
Lawn tractors and riding mowers	04	12/82	106.9	107.3	107.5	.9	.2
Front engine	0401	12/82	106.3	107.0	107.3	1.4	.3
Rear engine	0402	12/82	111.9	111.9	112.0	.4	.1
Parts & attach., consumer lawn & garden eq	05	12/82	111.6	111.6	112.5	1.4	.8
Attachments	0502	12/82	111.5	111.3	111.6	1.5	.3
Cutlery, razors and razor blades	1267		265.9	266.2	269.8	2.6	1.4
Razors and razor blades	0102	12/83	106.6	106.6	107.9	1.2	1.2
Cutlery, scissors, shears, trimmers, a	0141	12/83	103.2	103.5	105.0	4.2	1.4
Metal household containers	1268		283.6	287.9	289.4	3.1	.5
Stamped and spun utensils, aluminum	0101		293.9	302.6	304.8	4.7	.7
Stamped and spun utensils except aluminum	0102	06/84	95.9	95.4	95.5	1.0	.1
Household durables, n.e.c.	1269		103.2	103.3	103.2	1.6	-.1
Window shades made from textile fabric & ac	0101	06/84	96.1	96.2	95.8	-.3	-.4
Venetian blinds	0102	06/84	96.6	93.8	94.0	1.2	.2
Curtain/drapery rods & shades/blinds, n.e.c	0103	06/84	106.5	107.1	106.8	1.1	-.3
Vacuum and insulated bottles, jugs and ches	0111	06/85	104.3	104.3	104.3	(?)	0
Nonmetallic mineral products	13		351.4	349.8	350.4	-.6	.2
Glass	131		238.8	239.3	240.0	1.5	.3
Flat glass	1311		232.4	233.0	234.2	1.9	.5
Laminated glass	04	06/83	100.1	100.1	100.2	-1.3	.1
Sheet, plate, and float glass	05	12/80	108.5	108.9	108.7	5.0	-.2
Specialty flat glass	07	12/80	120.2	120.6	121.9	1.8	1.1
Tempered glass	0701	12/80	119.0	119.0	119.1	.2	.1
Other flat glass	0702	12/80	125.3	126.7	129.8	4.3	2.4

See footnotes at end of table.

Table 6. Producer price indexes and percent changes for commodity groupings and individual items—Continued

(1967 = 100 unless otherwise indicated)

Commodity	Commodity code	Other index base	Index			Unadjusted percent change to Jan. 1987 From:	
			Sep. 1986 ¹	Dec. 1986 ¹	Jan. 1987 ¹	Jan. 1986	Dec. 1986
Other finished glassware	1313	06/83	109.9	110.1	109.9	0.6	-0.2
Pressed and blown glassware	01	06/83	110.2	110.3	110.1	.6	-.2
Lighting and electronic glassware	0111	06/83	106.5	106.4	105.7	-.1	-.7
Other pressed and blown glassware	0112	06/83	115.2	115.7	116.0	1.4	.3
Automotive rearview mirrors	02						
Automotive rearview mirrors	0211	06/83	107.1	(?)	108.1	1.6	(?)
Concrete ingredients and related product	132		339.2	334.0	337.8	-.4	1.1
Construction sand, gravel, and crushed s	1321		319.0	319.1	321.4	2.7	.7
Sand, construction	0101		333.6	336.2	339.2	2.5	.9
Gravel, for concrete	0111		332.1	332.6	334.4	3.0	.5
Other construction gravel, incl. asphaltic	0115	06/82	110.7	110.6	111.1	4.2	.5
Crushed and broken stone	0121		307.7	307.4	309.5	2.5	.7
Cement	1322						
Portland cement	0131		351.5	341.5	347.8	-3.5	1.8
Other cements	0151	06/82	100.9	89.5	90.5	(?)	1.1
Concrete products	133		324.8	324.6	325.2	.1	.2
Concrete block and brick	1331		324.9	324.4	329.5	4.3	1.6
Structural block, aggregate	11	06/81	120.4	120.4	122.4	4.6	1.7
Lightweight stretcher units: 8" x 8" x 16"	1111		326.1	326.0	326.0	1.3	0
Lightweight stretcher, other sizes, n.e.c.	1112	06/81	123.7	123.7	125.0	4.8	1.1
Other lightweight units, any size, n.e.c.	1113	06/81	120.7	121.0	121.0	1.3	0
Medium weight units	1121	06/81	120.3	120.3	125.8	5.2	4.6
Normal weight stretcher units: 8" x 8" x 16	1131		287.0	287.4	289.1	4.6	.6
Normal weight stretcher, other sizes, n.e.c.	1132	06/81	117.6	117.4	119.5	5.8	1.8
Other normal weight units, any size, n.e.c.	1133	06/81	126.9	127.1	128.6	4.8	1.2
Decorative block	21						
Decorative block	2101	06/81	114.2	114.2	116.1	6.0	1.7
Concrete brick	31						
Concrete brick	3101	06/81	120.4	115.8	(?)	(?)	(?)
Paving blocks	41						
Paving blocks	4101	06/81	109.3	109.3	109.3	0	0
Concrete pipe	1332		300.5	301.2	303.3	1.2	.7
Ready-mixed concrete	1333						
Ready-mixed concrete	0101		329.1	328.0	327.8	-.7	-.1
Precast concrete products	1334	06/80	124.9	126.5	126.5	.8	0
Prestressed concrete products	1335	06/80	109.0	109.5	109.5	-2.8	0
Clay construction products ex. refractor	134		310.0	308.8	311.3	2.2	.8
Brick and structural clay tile	1342	12/84	105.8	105.2	106.2	1.4	1.0
Brick, except ceramic, glazed & refractory	01	12/84	105.9	105.2	106.2	1.4	1.0
Glazed brick struct., hollow & facing tile	02	12/84	103.4	104.8	104.8	1.4	0
Ceramic floor and wall tile	1344		249.1	247.8	249.7	2.3	.8
Ceramic floor and wall tile	0131		226.3	225.1	226.9	2.3	.8
Structural clay products, n.e.c.	1345		251.5	252.3	253.4	4.5	.4
Vitified clay sewer pipe and fittings	0101		253.0	255.5	255.8	5.3	.1
Other structural clay products, n.e.c.	0199	12/85	101.5	98.6	99.4	-.6	.8
Refractories	135		372.1	370.6	371.2	-.1	.2
Clay refractories	1352	12/74	245.1	244.9	244.9	-.3	0
Fireclay (inc semisil.) brick & clay, ex. s	0101		425.3	422.5	421.3	-.9	-.3
High alumina, incl. ladlebrick, 50% alumina	0131		416.9	422.2	421.7	-.2	-.1
Other bricks and shapes	0141	12/85	102.7	102.3	102.4	.2	.1
Castable refractories	0151	12/74	208.7	206.8	206.8	-.7	0
Unshaped clay refractories	0161	12/85	100.1	98.9	98.9	-1.1	0
Refractories, non clay	1353	12/74	221.8	220.2	221.0	.1	.4
Magnesite and magnesite-chrome bricks & sha	0113	12/85	100.1	99.5	99.8	-.2	.3
All other nonclay refractory bricks and sha	0117	12/85	100.7	100.7	101.1	1.0	.4
Nonclay refractory mortars/castables, hydro	0119	12/85	104.1	104.1	105.7	5.7	1.5
Nonclay plastics refractories & remming mix	0132	12/85	100.0	100.0	100.0	0	0
Nonclay gunning mixes, basic and other	0141	12/74	209.6	209.6	209.6	0	0
Other nonclay refractory materials in lump	0143	12/85	100.7	100.7	101.7	1.0	1.0
Asphalt felts and coatings	136		384.8	371.7	371.0	-8.5	-.2
Prep. asphalt & tar roofing & siding pro	1361		341.2	328.5	327.8	-6.6	-.2
Strip shingles	0102		330.8	324.3	318.0	-5.2	-1.9
Smooth surface roll roofing	0111		498.6	491.1	473.6	-6.4	-3.6

See footnotes at end of table.

Table 6. Producer price indexes and percent changes for commodity groupings and individual items—Continued

(1967 = 100 unless otherwise indicated)

Commodity	Commodity code	Other index base	Index			Unadjusted percent change to Jan. 1987 From:	
			Sep. 1986 ¹	Dec. 1986 ¹	Jan. 1987 ¹	Jan. 1986	Dec. 1986
Prep. asphalt & tar roofing & siding—Continued	1361						
Other prepared asphalt & tar roofing & siding	0121	06/84	93.8	81.7	86.9	-14.1	6.4
Other asphalt roofing	1362		515.2	499.0	498.7	-14.6	-1
Roofing asphalts, pitches, coatings, and ce	0121	06/84	88.3	85.5	85.5	-14.6	0
Asphalt & tar saturated felts & boards, non	0111	06/84	110.7	110.7	110.7	0	0
Gypsum products	137		341.2	347.4	344.4	-4.4	-9
Gypsum products	1371						
Gypsum plasters & bases	0103	06/83	(?)	(?)	134.3	(?)	(?)
1/2 inch regular gypsumboard	0111		289.2	295.5	291.7	-8.6	-1.3
Type X gypsumboard	0112	06/81	128.7	133.5	131.5	-7.4	-1.5
All other gypsumboard and gypsum products	0115	12/86	(?)	100.0	(?)	(?)	(?)
Glass containers	138		402.1	402.0	401.1	3.1	-2
Glass containers	1381						
Food	0105	06/82	113.2	113.2	112.6	4.2	-5
Beer	0123	06/82	108.9	108.9	108.9	-1.0	0
Liquor	0131		468.8	468.8	468.8	5.6	0
Wine	0135	06/82	113.8	(?)	(?)	(?)	(?)
Medical and health, narrow neck	0141		463.3	463.3	463.3	6.1	0
Toiletries and cosmetics, narrow neck	0151		427.1	427.1	427.1	4.5	0
Non-alcoholic beverages	0163	06/82	110.5	110.5	110.0	1.9	-5
Other nonmetallic minerals	139		515.9	514.6	512.9	-2.2	-3
Insulation materials	1392		376.8	378.2	371.3	-1.7	-1.8
Mineral wool for structural insulation	01		334.1	336.7	328.3	-2.7	-2.5
Building batt, blankets, and rolls	0101		347.3	351.4	342.5	-2.1	-2.5
Loose fiber and granulated fiber	0102		300.7	298.6	298.6	-4.8	0
Min. wool for indus. & equip. insulation	02						
Mineral wool for industrial and equipment i	0201	12/81	124.1	124.2	123.7	0	-4
Asbestos products	1393		324.7	335.7	332.3	-3.4	-1.0
Asbestos friction material	0111	12/85	100.0	100.0	99.9	1.1	-1
Miscellaneous asbestos products	0199	12/85	91.7	97.0	95.0	(?)	-2.1
Paving mixtures and blocks	1394		592.0	575.8	575.9	-11.2	0
Asphalt, paving	0101		685.9	636.6	632.2	-24.6	-7
Bituminous/asphaltic concrete mixtures and	0111		365.1	360.4	360.9	-5.9	.1
Cut stone and stone products	1395	12/84	108.1	107.9	107.9	5.2	0
Dressed dimension and cut granite	0111	12/84	102.3	102.0	102.0	-1.1	0
Dressed dimension and cut limestone	0121	12/84	107.7	107.7	107.7	4.8	0
Dressed dimension and cut marble	0131	12/84	131.6	131.6	131.6	30.7	0
Other cut stone products, incl. slate, sand	0141	12/84	110.7	110.7	(?)	(?)	(?)
Gaskets, packing, and sealing devices	1398	12/85	101.3	101.1	101.4	1.3	.3
Gaskets and gasketing material	01						
Gaskets and gasketing material	0101	12/85	101.7	101.0	101.7	1.3	.7
Packing and sealing	02						
Packing and sealing	0201	12/85	101.1	101.2	101.2	1.2	0
Nonmetallic minerals and products, n.e.c.	1399	06/82	107.6	107.6	107.8	1.2	.2
Industrial sand	01	06/82	108.8	107.7	108.0	1.8	.3
Glass sand	0101	06/82	111.6	109.4	110.0	-2	.5
Foundry sand	0111	06/82	112.9	112.9	112.9	6.7	0
Other industrial sand	0121	06/82	101.7	101.1	101.2	.3	.1
Other nonmetallic minerals, n.e.c.	02	06/84	104.5	104.7	104.8	1.2	.1
Prepared bentonite	0202	06/84	98.8	97.7	97.8	-1.7	.1
Crude fire clay	0203	06/84	112.6	112.6	(?)	(?)	(?)
Fuller's earth	0205	06/84	107.7	107.2	108.8	1.0	1.5
Feldspar	0206	06/84	104.6	106.1	106.1	2.3	0
Common clay and shale	0207	06/84	110.3	110.3	110.3	-2.0	0
Other clay and related materials	0208	06/84	103.4	107.0	106.7	3.2	-3
Minerals and earths ground or treated	0209	06/85	101.3	101.4	101.4	.7	0
Dimension stone	0211	06/85	105.7	105.7	105.7	4.9	0
Miscellaneous nonmetallic minerals, n.e.c.	0299	06/85	101.7	101.6	101.9	2.2	.3
Nonmetallic mineral products, n.e.c.	03	12/85	99.9	100.0	100.5	.9	.5
Mica products	0301	12/85	100.1	100.5	100.9	(?)	.4
Statuary and art goods (factory made)	0302	12/85	100.7	100.7	101.7	1.7	1.0
Other nonmetallic mineral products	0399	12/85	99.5	99.6	100.0	.8	.4
Transportation equipment	14	12/68	268.4	261.7	262.3	3.3	.2
Motor vehicles and equipment	141		264.2	262.9	262.9	4.7	0
Motor vehicles	1411		239.0	264.6	264.2	6.4	-2
Passenger cars	01		220.3	247.7	247.0	7.6	-3

See footnotes at end of table.

Table 6. Producer price indexes and percent changes for commodity groupings and individual items—Continued

(1967=100 unless otherwise indicated)

Commodity	Commodity code	Other index base	Index			Unadjusted percent change to Jan. 1987 From:	
			Sep. 1986 ¹	Dec. 1986 ¹	Jan. 1987 ¹	Jan. 1986	Dec. 1986
Motor vehicles—Continued	1411						
Trucks, 10,000 lbs. GVW and under	05		294.9	324.0	324.2	5.9	0.1
Trucks, over 10,000 lbs. GVW	06		335.3	348.2	347.0	.7	-.3
Truck tractors	07						
Truck tractors	0791	12/82	103.8	103.8	104.1	-1.8	.3
Fire department vehicles	08	06/83	106.3	107.4	107.4	2.7	0
Motor vehicle parts	1412		357.9	358.9	360.0	1.1	.3
Motor vehicle parts, new	03	12/82	100.9	101.2	101.5	1.0	.3
Motor vehicle parts, new, excl. motorcycle	0331	12/82	100.9	101.2	101.5	1.0	.3
Motorcycle parts, new	0335	12/84	102.8	(?)	108.8	8.8	(?)
Motor vehicle parts, rebuilt	04	12/82	114.1	114.1	114.1	3.4	0
Truck and bus bodies	1413	12/82	112.3	113.6	113.7	2.5	.1
Truck and bus bodies sold separately	01	12/82	111.9	113.5	113.5	2.7	0
Truck bodies sold separately	0102	12/82	112.3	114.2	113.8	2.9	-.4
Bus bodies sold separately	0104	12/82	109.7	109.7	(?)	(?)	(?)
Completed vehicles on purchased chassis	02	12/82	114.9	115.5	115.5	1.6	0
Truck bodies sold on purchased chassis	0202	12/82	107.5	(?)	107.6	.2	(?)
Other vehicle bodies sold on purchased chas	0206	12/82	117.2	118.0	118.0	2.3	0
Truck trailers	1414	06/80	112.9	111.9	111.9	-1.6	0
Vans, over 10,000 lbs.	01	06/80	115.3	113.7	113.7	-2.7	0
Closed top vans	0106	06/83	106.6	105.0	105.0	-2.8	0
Tanks, over 10,000 lbs.	02	06/80	106.2	105.0	105.0	-3.2	0
Other tanks	0206	12/86	(?)	100.0	100.0	(?)	0
Other trailers and chassis, over 10,000 lb	03	06/80	114.6	114.7	114.7	.8	0
Platform trailers	0303	06/80	114.1	114.1	114.1	-.5	0
Low-bed heavy haulers	0304	06/80	118.5	118.5	118.5	2.2	0
Dump trailers and chassis	0305	06/80	116.2	116.2	116.2	.3	0
Automobile transport trailers	0308	12/86	(?)	100.0	(?)	(?)	(?)
Other trailer and chassis	0309	06/80	107.9	108.3	108.3	.4	0
Detach. trailers, dollies & converter gear	0404	12/86	(?)	100.0	(?)	(?)	(?)
Truck trailers & chassis, under 10,000 lbs	06	12/86	(?)	100.0	100.0	(?)	0
Motor homes built on purchased chassis	1415						
Motor homes built on purchased chassis	0101	06/84	109.8	111.3	112.3	3.9	.9
Travel trailers and campers	1416	06/84	106.9	106.8	107.0	2.7	.2
Travel trailers	01						
Travel trailers (with rigid structures)	0101	06/84	106.8	106.7	106.7	3.0	0
Campers, pickup covers and parts	02						
Camping trailers, truck campers, pickup cov	0201	06/84	106.9	107.0	107.6	1.7	.6
Aircraft and aircraft equipment	142	12/68	371.5	372.3	374.5	-.4	.6
Aircraft	1421	12/68	377.4	378.2	381.7	-1.2	.9
Military aircraft	01						
Complete military aircraft	0101	12/85	95.4	(?)	95.8	(?)	(?)
Civilian aircraft	02	12/85	101.2	101.6	103.1	3.1	1.5
Single engine, fixed wing	0201	12/85	103.9	105.1	105.8	5.4	.7
Multiengine, fixed wing	0202	12/85	101.0	101.4	103.0	3.0	1.6
Rotary wing	0203	12/88	328.6	328.6	331.8	1.7	1.0
Aircraft engines and engine parts	1423	12/85	99.4	99.5	100.0	.6	.5
Aircraft parts and auxiliary equipment,	1425	06/85	103.5	103.8	103.8	.5	0
Ships and boats	143	12/81	116.3	116.5	116.7	.5	.2
Ships	1431	12/85	100.5	100.5	100.5	0	0
Nonmilitary ships	01						
Self-propelled ships, nonmilitary	0102	12/85	100.3	(?)	(?)	(?)	(?)
Nonpropelled ships, nonmilitary	0104	12/85	101.0	(?)	101.0	0	(?)
Boats	1432	12/81	117.3	118.1	119.0	2.0	.8
Outboard motorboats	01	12/81	115.9	118.4	119.1	1.8	.6
Runabouts	0101	12/81	116.4	119.2	120.0	2.2	.7
Inboard motorboats, incl. i.-o. houseboats	02	12/81	121.2	121.3	122.0	1.8	.6
Runabouts	0201	06/83	111.4	111.4	111.4	-3.2	0
Cabin cruisers, non-military	0202	12/81	123.4	123.4	124.3	2.6	.7
Inboard-outdrive boats, except houseboats	03	12/81	117.6	117.4	119.3	3.4	1.6
Under 20 ft., L.O.A.	0301	12/81	110.4	110.4	(?)	(?)	(?)
Over 20 ft., L.O.A.	0302	12/81	128.0	127.5	128.6	4.4	.9
All other boats	04	12/81	112.1	112.1	112.0	.9	-.1
Sailboats, with auxiliary power	0401	12/81	116.0	116.1	116.0	.3	-.1
Other boats: rowboats, canoes, skiffs, etc.	0403	12/81	115.5	115.5	(?)	(?)	(?)
Railroad equipment	144		364.5	364.5	364.5	-.6	0
Locomotives and parts	1441		387.7	387.7	387.9	-.5	.1

See footnotes at end of table.

Table 6. Producer price indexes and percent changes for commodity groupings and individual items—Continued

(1967 = 100 unless otherwise indicated)

Commodity	Commodity code	Other index base	Index			Unadjusted percent change to Jan. 1967 From:	
			Sep. 1986 ¹	Dec. 1986 ¹	Jan. 1987 ¹	Jan. 1986	Dec. 1986
Locomotives and parts—Continued	1441						
Locomotives	01		390.4	390.4	390.4	-1.4	0
Locomotive parts	02	12/72	293.0	293.0	293.3	.8	.1
Railroad cars and car parts	1442						
Freight cars	01		328.1	328.1	328.0	-.7	0
Freight cars, new	0102	06/84	307.2	307.4	306.7	-1.3	-.2
Railroad car parts and accessories	03	12/72	99.5	99.5	99.3	-1.4	-.2
Transportation equipment, n.e.c.	149	06/85	277.5	277.2	278.2	.3	.4
Transportation equipment, n.e.c.	1491						
Self-propell. golf carts & in-plant carrier	1101	06/85	100.2	100.6	100.7	1.7	.1
Other transportation equipment, n.e.c.	1103	06/85	101.0	101.0	101.3	1.3	.3
			98.8	99.3	99.3	.8	0
Miscellaneous products	15		310.0	309.9	312.6	1.7	.9
Toys, sporting goods, small arms, etc.	151		236.5	234.2	234.6	.3	.2
Toys, games, and children's vehicles	1511						
Games, excl. toys and hobbies	0152	06/85	241.2	241.6	241.3	1.4	-.1
Toys, excl. games and hobbies	0154	06/85	102.1	102.2	102.1	1.3	-.1
Hobbies, models: crafts and structural kits	0155	06/85	103.0	103.1	102.7	1.7	-.4
Dolls and stuffed toy animals	0156	12/85	107.9	107.9	108.1	1.3	.2
			100.8	101.4	101.5	1.2	.1
Sporting and athletic goods	1512						
Fishing tackle and equipment	0103	12/85	207.2	207.9	207.4	1.8	-.2
Golf equipment	0127	12/85	101.7	102.2	101.9	1.4	-.3
Bicycles, adult tricycles, unicycles and pa	0182	12/84	101.7	103.9	103.3	3.0	-.6
Playground, gymnasium, and gymnastic equipm	0191	12/85	98.6	98.8	97.5	.8	-1.3
Other sporting and athletic goods	0193	12/85	103.3	104.3	104.3	5.8	0
			101.3	101.1	101.3	1.4	.2
Small arms and ammunition	1513						
Small arms	01		320.4	302.5	308.1	-4.4	1.9
Pistols and revolvers	0102		327.5	332.3	338.1	4.5	1.7
Shot guns	0111		377.6	380.9	391.2	6.5	2.7
Rifles, centerfire	0113	06/85	321.7	347.5	346.6	4.4	-.3
Other small arms	0115	06/85	104.9	108.0	108.6	2.1	.6
Parts and attachments for small arms	0119	06/85	104.7	104.7	105.5	4.2	.8
Small arms shipped to U.S. military	0121	06/85	105.3	105.3	107.4	2.5	2.0
Small arms ammunition	02		103.9	(?)	(?)	(?)	(?)
Pistol and revolver cartridges	0223	06/85	319.4	277.5	288.0	-11.2	3.8
Components for small arms ammunition	03		101.4	101.5	101.4	1.3	-.1
Components for small arms ammunition	0301	06/85	95.0	93.0	93.2	-6.8	.2
Tobacco products, incl. stemmed & redrie	152		469.2	469.3	487.1	8.0	3.8
Cigarettes	1521						
Nonfilter tip	0101		514.7	514.7	538.8	10.0	4.7
Filter tip, king size	0102		609.3	609.3	638.4	10.3	4.8
Filter tip, super king and long size	0103	12/82	478.8	478.8	501.6	10.1	4.8
			124.4	124.4	130.0	9.5	4.5
Cigars	1522						
Low priced	0101		197.5	197.6	201.5	2.3	2.0
Popular priced	0102		216.8	216.8	216.8	0	0
Medium priced	0103		199.5	199.5	206.7	3.6	3.6
High priced	0104		191.7	191.7	197.6	6.0	3.1
			196.9	197.9	200.7	2.0	1.4
Other tobacco products	1523						
Smoking tobacco	0101		462.7	462.9	470.8	6.5	1.7
Loose leaf chewing tobacco	0102	12/82	429.1	429.3	429.3	5.7	0
Chewing tobacco other than loose leaf	0103	12/82	129.5	129.5	132.5	6.3	2.3
Snuff, dry and moist	0121		131.3	131.3	137.5	9.0	4.7
			540.4	540.4	546.3	3.0	1.1
Stemmed and redried tobacco	1524	06/84					
Unstemmed leaf tobacco redried before pack	01		88.1	88.3	88.3	-7.2	0
Packed for sale	0105	06/84	85.3	86.1	86.2	-10.8	.1
Stemmed tobacco	02	06/84	88.9	88.8	88.8	-6.2	0
Stemmed tobacco, leaf, not aged	0205	06/84	88.1	88.3	(?)	(?)	(?)
Other stemmed tobacco, incl. chopped cigar	0209	06/84	94.2	92.6	92.8	-1.5	.2
Notions	153		287.3	287.6	286.5	.4	-.4
Buttons, button blanks, and parts	1531		221.1	221.5	218.2	-.5	-1.5
Needles, pins, and fasteners	1532		296.9	297.2	296.9	.7	-.1
Zipper and slide fasteners	0102	12/85	101.4	101.5	101.0	.9	-.5
Needles, pins, non-slide fasteners & simila	0103	12/85	100.2	100.3	100.4	.4	.1
Photographic equipment and supplies	154		219.1	219.8	220.1	1.3	.1
Photographic equipment	1541		117.8	117.4	117.5	.7	.1

See footnotes at end of table.

Table 6. Producer price indexes and percent changes for commodity groupings and individual items—Continued

(1967 = 100 unless otherwise indicated)

Commodity	Commodity code	Other index base	Index			Unadjusted percent change to Jan. 1987 From:	
			Sep. 1986 ¹	Dec. 1986 ¹	Jan. 1987 ¹	Jan. 1986	Dec. 1986
Photographic equipment—Continued	1541						
Photographic equipment, excluding phot	0701	12/83	103.7	103.2	103.6	0.8	0.4
Photocopy equipment, including parts	0801		24.6	(?)	24.6	(?)	(?)
Photographic supplies	1542		294.7	296.2	296.6	1.5	.1
Photographic supplies, except x-ray	0601	12/83	107.3	107.9	108.0	1.7	.1
Mobile homes	155	12/74	167.1	167.6	167.9	1.5	.2
Mobile homes, residential, single wide	1552	12/74	165.9	166.3	166.7	1.1	.2
Mobile homes, residential, double wide	1553	12/74	168.0	169.0	169.0	3.1	0
Mobile buildings, nonresidential	0301	12/86	(?)	100.0	(?)	(?)	(?)
Medical, surgical & personal aid devices	156	06/78	129.2	132.2	132.1	3.5	-1
Personal aid equipment	1561						
Electronic hearing aids	01	06/78	126.6	126.6	126.6	1.4	0
Medical instruments and equipment	1562	06/82	107.6	107.9	109.0	2.3	1.0
Medical instruments and apparatus	0101	06/82	105.8	105.9	107.1	2.0	1.1
Hospital furniture, excluding beds and chai	0102	06/82	119.0	121.0	(?)	(?)	(?)
Surgical appliances and supplies	1563	06/83	112.3	119.2	117.6	5.4	-1.3
Surgical appliances	01	06/83	112.3	(?)	(?)	(?)	(?)
Surgical dressings	0101	06/83	101.7	100.9	101.7	.1	.8
Other surgical appliances and supplies	0103	06/83	117.6	128.4	126.0	8.2	-1.9
Ophthalmic goods	1564	12/83	108.2	108.7	108.8	1.2	.1
Ophthalmic goods	01	12/83	108.2	(?)	(?)	(?)	(?)
Ophthalmic fronts and temples	0101	12/83	127.2	128.4	128.4	1.6	0
Glass ophthalmic focus lenses	0102	12/83	97.5	98.2	98.2	-.4	0
Plastic ophthalmic focus lenses	0103	12/83	97.3	97.3	97.3	.2	0
Contact lenses	0104	12/83	91.6	91.8	91.3	-1.2	-.5
Other ophthalmic goods	0105	12/83	105.0	105.0	105.6	2.5	.6
Dental equipment and supplies	1565	06/85	105.9	107.2	108.7	6.9	1.4
Dental casting metals	0101	06/85	113.5	112.9	118.3	15.8	4.8
Denture materials	0102	06/85	105.1	105.1	105.1	(?)	0
Dental professional and laboratory equipmen	0103	06/85	105.9	105.9	105.9	5.3	0
Dental supplies	0104	06/85	102.7	106.2	107.2	4.3	.9
Industrial safety equipment	157	06/78	157.6	160.9	161.9	6.5	.6
Industrial safety equipment	1571						
Respiratory protection equipment	01						
Respiratory protection equipment	0107	06/83	119.7	119.7	119.7	4.5	0
Eye and face protective equipment	02	06/78	158.6	159.5	159.5	5.0	0
Industrial safety glasses and goggles	0206	12/83	121.6	122.9	122.9	5.0	0
Protective clothing except shoes	0505	06/83	118.4	(?)	129.9	10.3	(?)
First aid kits	06						
Mining services	158	06/85	88.7	86.6	86.6	-12.3	0
Mining services	1581						
Metal mining services	01	12/85	100.1	100.5	100.0	0	-.5
Bituminous coal and lignite mining service	03	06/85	100.2	100.0	100.2	1.1	.2
Drilling oil and gas wells services	04	12/85	88.5	85.2	85.0	-15.0	-.2
Oil and gas field exploration services	05	12/85	74.6	72.1	72.2	-27.8	.1
Oil and gas field services, n.e.c.	06	12/85	91.3	90.5	90.7	-8.8	.2
Nonmetallic minerals mining services	07						
Nonmetallic minerals mining services	0701	06/85	108.5	99.7	107.8	8.5	8.1
Other miscellaneous products	159		357.0	357.5	359.0	2.3	.4
Miscellaneous products, n.e.c.	159-A	12/85	101.7	101.9	101.9	1.4	0
Candles	01	12/85	102.6	101.4	101.2	0	-.2
Feathers, plumes and artificial flowers	03	12/85	99.1	99.1	98.7	-1.3	-.4
Artificial flowers, feathers and plumes	0302	12/85	98.4	98.4	98.0	-2.1	-.4
Signs and advertising displays	04	12/85	101.7	101.7	102.1	1.9	.4
Electric signs	0401	12/85	102.1	102.3	102.7	2.5	.4
Non-electric signs	0402	12/85	101.7	101.6	102.0	1.9	.4
Advertising specialties	0403	12/85	101.2	101.3	101.9	1.6	.6
Other miscellaneous products, n.e.c.	09	12/85	102.1	102.7	102.1	1.2	-.6
Waste materials, n.e.c. (including exports)	0902	12/86	(?)	100.0	(?)	(?)	(?)
Caskets	1591		241.2	241.1	242.5	2.9	.6
Cloth covered, softwood, adult sizes	0102	12/68	223.7	223.7	223.7	4.1	0
Hardwood, adult size	0103	12/68	307.9	307.9	307.9	2.7	0
Steel, excluding stainless, adult sizes	0104	12/68	221.7	221.7	223.9	3.1	1.0
Other metal caskets and coffins, adult size	0105	12/84	106.1	106.1	106.1	3.4	0
Other caskets and coffins & metal vaults	0108	12/84	103.6	103.4	103.4	1.4	0

See footnotes at end of table.

Table 6. Producer price indexes and percent changes for commodity groupings and individual items—Continued

(1967 = 100 unless otherwise indicated)

Commodity	Commodity code	Other index base	Index			Unadjusted percent change to Jan. 1987 From:	
			Sep. 1986 ¹	Dec. 1986 ¹	Jan. 1987 ¹	Jan. 1986	Dec. 1986
Matches	1592		269.7	269.7	269.7	2.2	0
Musical instruments	1593		232.4	232.6	234.8	3.8	.9
Pianos	0114	06/85	102.9	104.4	104.4	4.0	0
Organs	0115	06/85	103.6	103.6	103.6	2.9	0
Piano and organ parts	0116	06/85	100.8	100.8	100.8	.6	0
Other musical instruments and parts	0117	06/85	106.6	105.9	106.2	5.0	2.2
Jewelry and jewelry products	1594	12/78	162.2	162.4	164.3	4.1	1.2
Jewelry, platinum and karat gold	02	12/78	186.8	186.8	190.9	8.0	2.2
Other precious metal jewelry	03	12/78	167.7	168.5	168.3	-1.2	-1
Costume jewelry and novelties	04	12/78	145.2	145.2	145.2	-.1	0
Costume jewelry & novelties made of base me	0411	06/85	101.8	101.8	101.8	-.1	0
Jewelers' findings and materials	05	12/78	152.2	152.5	153.4	2.2	.6
Lapidary work, diamond cutting, & polishin	06						
Lapidary work, diamond cutting, and polishi	0602	06/85	89.7	(?)	(?)	(?)	(?)
Pens, pencils, and marking devices	1595		189.1	190.4	190.7	1.4	.2
Pens, mechanical pencils, and parts	02	12/85	101.9	102.3	102.3	1.5	0
Ball point pens, including roller pens	0201		162.9	164.2	163.2	1.5	-.6
Fountain pens	0202		235.9	240.2	251.9	5.0	4.9
Soft tip pens	0203	12/85	99.7	99.7	99.7	(?)	0
Pen and mechanical pencil parts & refill ca	0207	12/85	100.8	100.8	100.8	0	0
Lead pencils and art goods	03	12/85	101.0	101.0	101.5	.1	.5
Black graphite pencils	0301		227.9	227.9	227.9	-2.7	0
Other wood cased pencils, crayons, and chal	0302	12/85	101.6	101.6	104.7	1.7	3.1
Artists' equipment and supplies	0303	12/85	103.0	103.0	103.0	.8	0
Marking devices	04	12/85	101.0	103.2	103.3	3.1	.1
Rubber and vinyl stamps	0401	12/85	101.6	102.5	102.4	2.2	-.1
Mechanical hand stamps	0402	12/85	101.4	105.8	107.4	6.9	1.5
Embossing seals	0403	12/85	100.0	103.9	103.9	3.9	0
Metal hand stamps	0404	12/85	102.1	103.0	103.0	2.4	0
Other marking devices	0405	12/85	100.0	102.8	102.8	2.8	0
Watches, clocks and timing mechanisms	1596		202.6	202.8	202.7	1.0	0
Watches, clocks & timing mech., ex. parts	01		202.1	202.3	202.2	1.0	0
Watches	0121	06/83	98.5	98.5	98.5	1.4	0
Clocks	0123	06/83	106.8	106.8	106.6	.7	-.2
Timing mechanisms	0125	06/83	103.5	104.1	104.1	.6	0
Parts	02						
Brooms and brushes	1597		231.3	232.1	231.4	.3	-.3
Brooms	0501	12/85	101.2	100.8	100.8	.8	0
Paint and varnish brushes and rollers	0502	12/85	100.0	100.0	99.9	-.1	-.1
Other brushes, excl. paint and varnish brus	0503	12/85	101.6	102.5	101.9	.4	-.6
Phonograph records and prerecorded tapes	1598		204.3	203.9	204.4	.8	.2
Phonograph records	01		216.6	216.0	217.1	1.1	.5
Audio tapes	02	12/71	138.5	138.6	138.5	.1	-.1
Fire extinguishers	1599		217.4	217.4	216.9	-2.5	-.2
Fire extinguishers	0175	12/85	98.6	98.6	98.3	(?)	-.3

¹ Data for September 1986 have been revised to reflect the availability of late reports and corrections by respondents. All data are subject to revision 4 months after original publication. Data are not seasonally adjusted.

² Not available.

³ Prices for all items in this grouping are lagged 1 month.

⁴ Prices for some items in this grouping are lagged 1 month. n.e.c. = Not elsewhere classified.

Note: Titles of some commodities are not shown in this table because they fail to meet our publication criteria.

Table 7. Producer price indexes by durability of product

(1967=100)

Grouping	1986				1987
	Annual average	January	September ¹	December ¹	January ¹
Total durable goods	300.0	298.1	298.8	302.1	303.0
Total nondurable goods	298.7	316.8	295.6	294.0	298.2
Total manufactures	297.6	304.8	296.0	297.2	299.3
Durable	300.9	299.0	299.6	302.9	303.7
Nondurable	294.0	310.6	292.1	290.9	294.4
Total raw or slightly processed goods	305.3	326.0	299.0	296.3	302.0
Durable	252.0	248.2	252.8	254.7	260.3
Nondurable	308.3	330.6	301.6	298.4	304.1

¹ Data for September 1986 have been revised to reflect the availability of late reports and corrections by respondents. All data are subject to revision 4 months after original publication. Data are not seasonally adjusted.

Table 8. Producer price indexes for special commodity groupings¹

(1967 = 100 unless otherwise indicated)

Commodity grouping	1986				1987
	Annual average	January	September ²	December ²	January ²
All commodities except farm products	305.0	314.7	302.6	303.1	364.6
All foods	268.4	266.5	273.2	273.1	270.0
Processed foods	270.8	268.7	275.5	274.8	273.2
Industrial commodities less fuels and related products and power	293.9	292.7	293.2	295.5	297.0
Selected textile mill products (Dec. 1975 = 100)	142.6	142.4	142.8	142.8	144.3
Hosiery	149.3	149.1	149.1	149.1	149.2
Underwear and nightwear	237.2	236.7	236.4	237.0	239.5
Chemicals and allied products, including synthetic rubber and synthetic fibers	289.3	294.2	287.4	286.9	289.9
Pharmaceutical preparations	283.6	275.1	287.9	292.2	294.9
Lumber and plywood ³	312.0	300.8	317.2	313.1	314.7
Steel mill products, including fabricated wire products	348.8	347.7	350.3	349.6	352.6
Finished steel mill products, excluding fabricated wire products	347.6	346.5	349.2	348.7	352.0
Finished steel mill products, including fabricated wire products	347.6	346.4	349.2	348.6	351.6
Special metals and metal products	302.5	300.7	298.9	306.1	307.0
Fabricated metal products	311.9	311.6	311.9	312.6	312.2
Copper and copper products	184.4	186.3	182.5	182.5	183.9
Machinery and motive products	298.3	295.8	295.2	301.9	302.7
Machinery and equipment, except electrical	330.4	328.1	331.2	332.3	333.4
Agricultural machinery, including tractors	356.5	355.4	356.5	356.7	356.2
Metaworking machinery	382.6	378.5	384.0	386.3	388.5
Total tractors	383.1	381.8	382.9	384.9	385.0
Construction materials	309.2	307.4	310.1	308.8	309.7
Agricultural machinery and equipment, less parts	344.4	343.3	344.6	344.8	344.4
Farm and garden tractors, less parts	358.5	357.8	358.0	358.2	358.4
Agricultural machinery excluding tractors, less parts	355.1	353.7	355.5	355.8	354.8

¹ These indexes are calculated by combining the indexes listed below by commodity code after each special commodity grouping. The weights are those used for the comprehensive All Commodities index.

² Data for September 1986 have been revised to reflect the availability of late reports and corrections by respondents. All data are subject to revision 4 months after original publication.

All commodities except farm products: 02 through 15

All foods: 011, 017, and 02 less 0261, 0262, and 029

Processed foods: 02 less 0261, 0262, and 029

Industrial commodities less fuels and related products and power: 03, 04, and 06 through 15

Selected textile mill products: 0327, 03370105, 03370107, 03370109, 03370111, 034, 03810168, 03810169, 03810272, 03810274, 03810298, 03810364, 03820134, 03820303, 03830323, 03830324, 03830325 and 1231 03810273, 03810363, 03810364, and 03810365

Hosiery: 03810168, 03810169, 03810171, 03810272,

Underwear and nightwear: 03810174, 03810175, 03810176, 03810177, 03810178, 03810274, 03810275, 03810276, 03810277, 03810368, and 03810369

Chemicals and allied products, including synthetic rubber and synthetic fibers: 031, 06 less 064, and 071102

Pharmaceutical preparations: 0634, 0635, and 0636

Lumber and plywood³: 081 and 083

Steel mill products, including fabricated wire products: 1017 and 1088

Finished steel mill products, excluding fabricated wire products: 1017 less 101701 and 101702

Finished steel mill products, including fabricated wire products: 1017 and 1088 less 101701 and 101702

Special metals and metal products: 10, 111, and 141

Fabricated metal products: 10-3 through 10-8

Copper and copper products: 10220123, 10220162, 102301, 10240301, 10240302, 10240304, 10240305, 102502, 10260315, 10260316, 10280317, 10260319, 10260325, 10280301, 10280302, and 10280303

Machinery and motive products: 11 and 14

Machinery and equipment, except electrical: 111, 112, 113, 114, 116, 118, and 119

Agricultural machinery, including tractors: 1111 and 1112 less 11115211 and 111251

Metaworking machinery: 113A, 1132, 113304, 1137, and 1138

Total tractors: 1111 and 1128 less 11115211, 112802, and 112803

Agricultural machinery and equipment, less parts (old commodity code 111): 111 less 11115211 and 111251

Farm and garden tractors, less parts (old commodity code 1111): 1111 less 11115211

Agricultural machinery excluding tractors, less parts (old commodity code 1112): 1112 less 111251

Construction materials: 0621, 0721, 0811, 082, 083, 08490105, 086, 092, 101502, 10170399, 10170499, 10170611, 10170627, 10250103, 10250104, 10250121, 10250123, 10250155, 10250254, 10260307, 104101, 105, 106, 1071, 10730101, 10730109, 10730145, 10730146, 10730164, 10730165, 107402, 107403, 107404, 10740501, 10740781, 10740791, 10810246, 10830301, 10830321, 10830323, 10830325, 10830329, 10830351, 10830361, 10880211, 10880213, 10880721, 10880961, 10890566, 1142, 1147, 11490205, 11710109, 11710111, 11710112, 11710113, 11710115, 11710116, 11710117, 11710118, 11710119, 11710121, 11710266, 11710267, 11710272, 11710273, 11710274, 11710282, 123101, 1232, 131105, 132, 133, 134, 136, 137, 1392, 1393, 1394, and 139501

³ Formerly entitled: Lumber and wood products, excluding millwork

Table 9. Producer price indexes and percent changes for selected telephone services

(1972 = 100)

Industry/ product code	Description	Indexes			Unadjusted percent change	
		Sep.	Dec.	Jan.	to Jan. 1987 from:	
		1986 1/	1986 1/	1987 1/	Jan. 1986	Dec. 1986
4811-1	Local service 3/.....	217.5	216.8	216.7	4.9	0
4811-111	Residential 2/3/.....	231.3	230.5	230.2	7.9	-.1
4811-112	Business 3/.....	234.6	233.6	233.9	1.3	.1
4811-113	Optional additional usage	131.5	131.5	131.5	.9	0
4811-114	Coin 3/.....	234.9	234.9	235.0	.3	0
4811-2	Toll service	135.5	135.5	128.5	-12.0	-5.2
4811-211	Intrastate MTS	155.5	155.5	155.5	-4.1	0
4811-212	Interstate MTS	127.1	127.1	113.8	-19.5	-10.5
4811-213	International MTS	84.1	84.1	84.1	-.5	0
4811-214	WATS	113.5	113.4	111.1	-10.0	-2.0
4811-214-11	Interstate WATS	100.6	100.6	97.5	-13.8	-3.1
4811-214-12	Intrastate WATS	147.8	147.3	147.3	-2.2	0
4811-311	Private lines, interstate ..	168.3	168.3	168.3	0	0
4811-911	Directory advertising	260.8	262.3	264.2	6.2	.7

1/ Data for Sep. 1986 have been revised to reflect the availability of late reports and corrections by respondents. All data are subject to revision 4 months after original publication. Data are not seasonally adjusted.

2/ Telephone services contained in the Consumer Price Index cover not only local residential service, but also parts of toll service, equipment leasing (such as extension phones), and non-recurring charges (such as installation).

3/ These index numbers have been revised to include End-User Access Charges since April 1984. Federal and state access charges are included as of their effective dates.

Table 10. Producer price indexes and percent changes for postal services

(1977 = 100)

Industry/ product code	Description	Dec. 1985 relative importance 1/	Indexes			Unadjusted percent change	
			Sep.	Dec.	Jan.	to Jan. 1987 from:	
			1986 2/	1986 2/	1987 2/	Jan. 1986	Dec. 1986
4311	United States Postal Service	1.0000	157.0	157.0	157.0	0	0
4311-1	First class mail 3/.....	.6508	165.4	165.4	165.4	0	0
4311-111	Letter mail5992	167.3	167.3	167.3	0	0
4311-112	Post cards0146	154.2	154.2	154.2	0	0
4311-113	Priority mail0370	142.3	142.3	142.3	0	0
4311-2	Second class mail0503	174.0	174.0	174.0	0	0
4311-211	In county mail0046	211.8	211.8	211.8	0	0
4311-212	Regular rate mail0351	167.1	167.1	167.1	0	0
4311-213	Nonprofit rate mail0103	180.7	180.7	180.7	0	0
4311-214	Classroom rate mail0003	157.3	157.3	157.3	0	0
4311-3	Third class mail1742	170.3	170.3	170.3	0	0
4311-311	Single piece mail0114	205.0	205.0	205.0	0	0
4311-312	Regular bulk mail1205	165.9	165.9	165.9	0	0
4311-313	Nonprofit bulk mail0410	164.2	164.2	164.2	0	0
4311-4	Fourth class mail 3/.....	.0405	173.6	173.6	173.6	0	0
4311-411	Parcel post0221	175.9	175.9	175.9	0	0
4311-412	Bound printed matter0038	130.3	130.3	130.3	0	0
4311-413	Special rate mail0108	175.4	175.4	175.4	0	0
4311-414	Library rate mail0038	176.3	176.3	176.3	0	0
4311-5	International mail0279	186.8	186.8	186.8	0	0
4311-511	International air mail0184	154.0	154.0	154.0	0	0
4311-512	International surface mail0033	357.2	357.2	357.2	0	0
4311-513	Terminal dues and transit fees ..	.0062	223.7	223.7	223.7	0	0
4311-6	Special services and fees0387	168.8	168.8	168.8	0	0
4311-611	Special services0325	168.6	168.6	168.6	0	0
4311-612	Domestic mail fees0056	172.9	172.9	172.9	0	0
4311-613	Other services and fees0006	275.9	275.9	275.9	0	0
4311-912	Express mail0167	150.6	150.6	150.6	0	0
4311-913	Mailgram service.....	.0010	162.2	162.2	162.2	0	0

1/ The figure shown for each item is its value weight expressed as a proportion of the total value weight for the U.S. Postal Service Index. Note: relative importances have been updated to reflect new quantity weights based on 1982 data.

2/ Data for Sep. 1986 have been revised to reflect the availability of late reports and corrections by respondents. All data are subject to revision 4 months after original publication. Data are not seasonally adjusted.

3/ Postal service prices contained in the Consumer Price Index are from first class and fourth class mail.

Table 11. Producer price indexes for material inputs to construction industries
(June 1986=100)

Grouping 1/	Relative importance	Unadjusted index			Unadjusted percent change to Jan. 1987 from	
		Dec. 1986	Sep. 1986 2/	Dec. 1986 2/	Jan. 1987 2/	Jan. 1986
Inputs to construction industries	100.000	99.7	99.4	99.7	(3)	0.3
New construction	73.603	99.7	99.5	99.8	(3)	0.3
Single-unit residential	30.937	100.1	99.7	100.0	(3)	0.3
Multi-unit residential	4.777	100.0	99.7	99.9	(3)	0.2
Non-residential buildings	18.693	99.8	99.7	99.9	(3)	0.2
Highway and street construction	4.645	98.2	97.5	98.4	(3)	0.9
Water and sewer supply construction	2.836	99.4	99.5	99.8	(3)	0.3
Other heavy construction	11.715	99.1	98.9	99.4	(3)	0.5
Maintenance and repair construction	26.397	99.6	99.2	99.6	(3)	0.4
Residential	8.460	99.7	99.4	99.6	(3)	0.2
Non-residential	17.937	99.5	99.2	99.6	(3)	0.4

- 1/ Indexes in this table are derived from the primary product indexes in table 5 that are weighted using 1977 input/output relationships. These indexes only include inputs to construction which are produced by the mining and manufacturing sectors of the economy, excluding capital equipment. Since they do not include labor or capital costs, these indexes should not be regarded as comprehensive measures of changes in construction costs. See note on page 190 of the July 1986 issue of Producer Price Indexes.
- 2/ All data are subject to revision 4 months after original publication. Data are not seasonally adjusted.
- 3/ Not available.

Table 12. Traditional commodity and commodity grouping price indexes deleted from the Produce Price Index, effective January 1987

<u>Commodity code</u>	<u>Commodity code</u>	<u>Commodity code</u>
02-82-01-01	06-62-07-02	10-12-02
02-82-01-02	06-63-01	10-12-02-11
02-82-01-03	06-63-01-01	10-12-02-12
02-82-01-04		10-12-02-13
02-82-01-05		10-12-02-15
02-86-01-01	07-11-02-23	10-12-02-16
02-86-01-02	07-13-01-35	10-12-02-17
02-89-01-01	07-13-01-37	10-12-03
02-89-01-03	07-13-01-45	10-12-03-21
02-89-01-05	07-13-01-46	10-12-03-22
02-89-01-08		10-12-03-23
02-89-01-11		10-12-03-24
02-89-01-13	08-11-03-01	10-12-03-25
02-93-01-01	08-11-03-02	10-12-03-26
02-93-01-03	08-11-03-03	10-12-03-27
02-93-01-05	08-11-03-04	10-12-04
02-93-01-07	08-11-03-06	10-12-04-31
02-93-01-09	08-11-03-08	10-12-04-32
02-93-01-21	08-11-03-11	10-12-04-35
02-93-01-31	08-11-03-12	10-12-04-36
02-93-01-41	08-11-03-13	10-12-05
02-93-01-51	08-11-03-14	10-12-05-41
	08-11-03-15	10-12-05-43
03-81-02-04	08-11-03-16	10-12-05-44
03-81-02-05	08-11-03-17	10-12-05-45
03-81-02-07	08-11-03-18	10-12-05-46
03-81-02-08	08-11-03-19	10-12-05-47
03-81-02-09	08-11-03-21	10-12-06
03-81-02-54	08-11-03-22	10-12-06-51
03-81-02-55	08-11-04-01	10-12-06-52
03-81-02-59	08-11-04-02	10-12-06-53
03-81-02-65	08-11-04-03	10-12-06-54
03-81-02-89	08-11-04-04	10-12-06-55
	08-11-04-05	10-12-06-56
04-31-01-19	08-11-04-06	10-12-06-57
04-32-01-09	08-31-01-15	10-12-07
04-32-03-09	08-31-01-16	10-12-07-61
		10-12-07-62
		10-12-07-64
05-11-01-01		10-23-01-06
05-11-01-03	09-12-04	10-23-01-11
05-11-01-04	09-12-04-15	10-23-01-16
05-11-01-05	09-12-06	10-23-02-22
05-11-01-06	09-12-06-25	10-23-02-23
05-11-01-07	09-32-02-41	10-23-03-21
05-11-01-08		10-23-03-31
05-11-01-09	10-12-01	10-25-02-29
05-11-01-11	10-12-01-01	10-25-02-34
05-11-02-01	10-12-01-02	10-25-02-35
05-12-02-21	10-12-01-03	10-25-02-55
05-12-03-04	10-12-01-04	10-25-02-57
05-12-03-21	10-12-01-05	10-25-02-61
	10-12-01-06	
06-41-01-41	10-12-01-07	

Table 12. Traditional commodity and commodity grouping price indexes deleted from the Producer Price Index, effective January 1987—Continued

<u>Commodity code</u>	<u>Commodity code</u>	<u>Commodity code</u>
10-26-03-15	11-38-21-11	11-91-04-32
10-26-03-16	11-38-21-18	11-91-04-33
10-26-03-19	11-38-22-01	
10-31-02-06	11-38-22-03	12-31-01-62
10-31-02-14	11-38-22-05	12-51-02
10-31-02-17	11-38-23-01	12-51-02-02
10-51-01	11-38-23-02	12-51-03-01
10-51-01-01	11-38-23-03	12-51-03-02
10-51-01-21	11-38-23-04	12-51-03-03
10-53-01	11-38-23-05	12-52-02
10-53-01-01	11-38-23-06	12-52-03-01
10-53-01-11	11-38-23-07	12-53-02
10-53-01-13	11-38-23-11	12-53-02-02
10-53-01-21	11-38-25-03	12-53-03
10-72-01-02	11-38-25-06	12-53-03-02
10-72-01-09	11-38-25-07	12-53-04
10-72-01-17	11-38-51-02	12-53-04-01
10-72-01-18	11-38-51-03	12-53-05-06
10-72-01-28	11-38-51-04	
10-72-01-29	11-39-01-18	13-32-01-01
10-72-01-44	11-39-03-04	13-32-01-02
10-72-01-48	11-39-03-09	13-32-01-04
10-74-02-01	11-44-03-64	13-32-01-05
10-74-02-02	11-44-03-65	13-32-01-06
10-74-02-03	11-44-03-72	13-34-01-01
10-74-02-06	11-44-03-76	13-34-01-02
10-74-02-07	11-63-04-11	13-34-01-03
10-74-03-03	11-63-04-12	13-34-01-04
10-76-01-06	11-71-01-05	13-35-01-01
10-77-01-01	11-71-01-15	13-35-01-02
10-77-01-06	11-71-01-19	13-35-01-03
10-77-01-11	11-71-01-25	13-35-01-04
10-77-01-16	11-71-01-28	13-71-01-05
10-78-01-01	11-71-01-29	13-71-01-13
10-83-03-35	11-71-02-73	
	11-78-21-18	14-14-01-05
11-34-01-02	11-78-21-21	14-14-04-01
11-34-01-04	11-78-24-61	
11-34-01-06	11-78-24-62	15-52-01
11-34-01-07	11-78-24-63	15-52-01-01
11-34-02-15	11-78-27-09	15-52-02-01
11-34-02-16	11-91-02-03	15-52-02-02
11-34-02-17	11-91-02-05	15-52-02-03
11-34-03-21	11-91-02-11	15-52-02-04
11-34-03-22	11-91-02-13	15-53-01
11-34-03-23	11-91-02-14	15-53-01-01
11-34-03-25	11-91-02-19	15-53-01-02
11-34-05-44	11-91-02-22	15-53-01-03
11-38-21-01	11-91-02-26	15-53-02
11-38-21-02	11-91-02-37	15-53-02-01
11-38-21-06	11-91-02-38	15-54-01
11-38-21-07	11-91-02-39	15-54-01-01
11-38-21-09	11-91-04-04	

Table 13. Traditional commodity price indexes recoded, effective January 1987

New commodity code	Old commodity code
05-12-03-06	05-12-03-02
05-12-08-01	05-12-04-02
06-63-05-99	06-63-05-01
07-11-02-99	07-11-02-22
09-12-01	09-12-01-02
09-12-02	09-12-02-05
09-12-03	09-12-03-11
11-71-01-36	11-71-01-33
11-71-01-37	11-71-01-34
11-71-02-98	11-71-02-89
12-53-07-01	12-53-05-04
12-53-07-02	12-53-05-05
12-53-07-03	12-53-05-01
12-53-07-04	12-53-05-02
12-53-07-05	12-53-05-03
12-53-07-06	12-53-05-07
14-14-03-09	14-14-03-07

Table 14. Traditional commodity price indexes based on the movement of corresponding indexes from the Producer Price Index Revision, effective January 1987

Commodity code	PPIR code	Commodity code	PPIR code
02-91-01-31	2048935	11-78-24-23	3678231
03-81-02-06	23111	11-78-24-31	3678335
03-81-02-56	23113	11-78-24-32	3678338
03-81-02-91	23114	11-78-24-41	3678444
		11-78-24-42	3678447
05-12-02-09	12112118, 12112128, 12112138, 12112148	11-78-24-65	3678555
		11-78-24-67	3678556
05-12-02-12	12113168	11-91-02-15	3533116
05-12-02-15	12114118, 12114128, 12114138, 12114148	11-91-02-23	3533145
		11-91-04-03	3533311, 3533313
05-12-03-01	12112119, 12112129, 12112139, 12112149	12-31-01-59	227230303
05-12-03-03	12113169	12-31-01-61	227230301
05-12-03-05	12114119, 12114129, 12114139, 12114149	12-31-01-63	227230307, 227230309
05-12-08-01	12111	12-53-07-01	3651554
		12-53-07-02	3651555
		12-53-07-03	3651556
06-63-05-99	2821499	12-53-07-04	3651557
		12-53-07-05	3651568
07-11-02-99	2822811	12-53-07-06	3651594
08-12-01-97	2421295, 2421299	13-36-01-01	32725
08-31-01-11	24365112		
08-31-01-12	24365113	14-14-03-09	3715149
08-31-02-21	2436622		
08-31-03-01	24363		
08-33-01-11	24364		
10-25-02-33	3351538		
10-25-02-53	3351518		
10-25-02-54	3351516		
10-72-01-12	3443711, 3443715, 3443713, 3443717		
10-72-01-13			
10-72-01-22	34434		
10-72-01-38	344380201, 344380401		
10-72-01-39	344380203, 344380403		
10-72-01-46	3443758		
10-76-01-21	3443299		
11-39-03-13	3544271		
11-71-01-36	3643197		
11-71-01-37	3643198		
11-71-02-98	3644375		
11-78-24-11	3678121		
11-78-24-21	3678225		
11-78-24-22	3678229		

Table 15. New items in the Producer Price Index based on the movement of corresponding indexes from the Producer Price Index Revision, effective January 1987

Commodity code	Title	PPIR code
02-82-01-06	Pickles and pickle products	20352
02-86-01-03	Meat sauces	20353
02-89-01-02	Mayonnaise, salad dressings, and sandwich spreads	20354
02-91-01-32	Alfalfa meal, sun-cured and cubed	2048939
02-93-01-02	Poultry feeds: egg-type, broiler and turkey	20481
02-93-01-04	Dairy cattle feeds, complete	20482
02-93-01-06	Dairy cattle feeds, supplements, and concentrates	20483
02-93-01-08	Swine feeds, complete	20484
02-93-01-12	Swine feeds, supplements, and concentrates	20485
02-93-01-14	Beef cattle feeds, complete	20486
02-93-01-16	Beef cattle feeds, supplements, and concentrates	20487
02-93-01-18	Other poultry and livestock feeds	20488
03-91-02-02	Waste rags and textile waste	5093611
03-91-02-03	Used wiping cloths	5093711
04-32-04-06	Women's other upper boots	3144325
05-11-01-17	Prepared anthracite, shipped	11112
05-11-02-14	Unprepared anthracite, shipped	11111
05-12-05-01	Prepared bituminous coal, residential/commercial use	12115
05-12-06-01	Prepared bituminous coal for export	12116
05-12-07-01	Prepared bituminous coal, intracompany transfers	12118
05-22-01-98	Other coke furnace products	3312112
		3312151
		3312171
06-62-03-04	Linear low density polyethylene resins	2821333
06-62-04-02	PE resin, high, for all other users	282134102
06-62-09-03	Acrylic resins	2821301
06-63-05-02	Alkyd resins	2821401
06-63-05-03	Melamine-formaldehyde	2821451
06-75-02-99	Other shaving preparations	2844159
06-75-04-26	Hair spray (non-aerosol)	2844364
06-75-05-02	Mouthwashes, rinses, and breath fresheners	2844474
06-75-05-99	Other oral hygiene products	2844498
06-75-09-05	Feminine hygiene deodorants (all types)	2844529
06-75-11-02	Nail lacquer and enamel remover	2844583
07-13-01-08	Non-protective footwear, fabric upper	30213
08-11-03-31	Eastern species (ex. southern pine)	24213212
		24213229
08-11-03-32	Western species (ex. Douglas fir)	242142
08-11-04-11	Eastern species	242131
08-11-04-12	Western species	242141
08-31-04-17	Sanded, including A-C	2436611
08-49-02-01	Contract or custom work	24219

Table 15. New items in the Producer Price Index based on the movement of corresponding indexes from the Producer Price Index Revision, effective January 1987—Continued

Commodity code	Title	PIR code
09-12-01-21	News, Northeast	5093521
09-12-01-22	News, North Central	5093522
09-12-01-23	News, South	5093523
09-12-01-24	News, West	5093524
09-12-02-21	Mixed papers, Northeast	5093531
09-12-02-22	Mixed papers, North Central	5093532
09-12-02-23	Mixed papers, South	5093533
09-12-02-24	Mixed papers, West	5093534
09-12-03-21	Corrugated, Northeast	5093511
09-12-03-22	Corrugated, North Central	5093512
09-12-03-23	Corrugated, South	5093513
09-12-03-24	Corrugated, West	5093514
09-12-07-21	High grades, Northeast	5093541
09-12-07-22	High grades, North Central	5093542
09-12-07-23	High grades, South	5093543
09-12-07-24	High grades, West	5093544
09-12-08-01	Exports (all grades)	509355
10-12-11-01	Heavy melting, Pittsburgh	509311111
10-12-11-02	Heavy melting, Northeast	509311112
10-12-11-03	Heavy melting, Chicago	509311113
10-12-11-04	Heavy melting, Ohio and Lake Erie	509311114
10-12-11-05	Heavy melting, South	509311115
10-12-11-06	Heavy melting, West	509311116
10-12-11-07	Heavy melting, export shipments	50931111E
10-12-11-11	Bundles, Pittsburgh	509311211
10-12-11-12	Bundles, Northeast	509311212
10-12-11-13	Bundles, Chicago	509311213
10-12-11-14	Bundles, Ohio and Lake Erie	509311214
10-12-11-15	Bundles, South	509311215
10-12-11-16	Bundles, West	509311216
10-12-11-17	Bundles, export shipments	50931121E
10-12-11-23	Shredded scrap, Chicago	509311313
10-12-11-24	Shredded scrap, Ohio and Lake Erie	509311314
10-12-11-25	Shredded scrap, South	509311315
10-12-11-26	Shredded scrap, West	509311316
10-12-11-27	Shredded scrap, export shipments	50931131E
10-12-11-31	Cut plate and structural scrap, Pittsburgh	509311411
10-12-11-32	Cut plate and structural scrap, Northeast	509311412
10-12-11-33	Cut plate and structural scrap, Chicago	509311413
10-12-11-34	Cut plate and structural scrap, Ohio and Lake Erie	509311414
10-12-11-35	Cut plate and structural scrap, South	509311415
10-12-11-36	Cut plate and structural scrap, export shipments	50931141E
10-12-11-42	Other carbon steel scrap, Northeast	509311512
10-12-11-44	Other carbon steel scrap, Ohio and Lake Erie	509311514
10-12-11-45	Other carbon steel scrap, South	509311515
10-12-11-47	Other carbon steel scrap, export shipments	50931151E

Table 15. New items in the Producer Price Index based on the movement of corresponding indexes from the Producer Price Index Revision, effective January 1987—Continued

Commodity code	Title	PPIR code
10-12-12-02	Stainless and alloy steel scrap, Northeast	509312112
10-12-12-03	Stainless and alloy steel scrap, Chicago	509312113
10-12-12-04	Stainless and alloy steel scrap, Ohio and Lake Erie	509312114
10-12-12-05	Stainless and alloy steel scrap, South	509312115
10-12-12-07	Stainless and alloy steel scrap, export shipments	5093121E
10-12-13-01	Cast iron scrap, Pittsburgh	509313111
10-12-13-02	Cast iron scrap, Northeast	509313112
10-12-13-03	Cast iron scrap, Chicago	509313113
10-12-13-04	Cast iron scrap, Ohio and Lake Erie	509313114
10-12-13-05	Cast iron scrap, South	509313115
10-12-13-06	Cast iron scrap, West	509313116
10-12-13-07	Cast iron scrap, export shipments	5093131E
10-12-14-05	Other ferrous scrap, South	509314115
10-16-02-98	Other blast furnace products	3312199
10-23-01-01	No. 1 copper scrap, including wire	5093221
10-23-01-02	No. 2 copper scrap, including wire	5093222
10-23-01-03	Yellow brass scrap	5093223
10-23-01-04	Other copper and brass scrap	5093224
10-23-01-99	Copper and brass scrap, exports	509322E
10-23-02-01	Solids and clippings, new scrap	509321111
10-23-02-02	Borings, turnings, and other new scrap	509321112
		509321113
10-23-02-05	Used beverage can scrap	509321211
10-23-02-06	Other old scrap	509321212
10-23-02-99	Aluminum scrap, exports	509321E
10-23-03-01	Lead scrap	509323
10-23-03-02	Zinc scrap	509324
10-23-03-04	Other nonferrous scrap	509326
10-25-02-63	Copper strip	335141322
10-25-02-65	Other copper and copper-alloy mill shapes	335131118
		335141326
		335141351
		335143531
10-26-03-14	Copper and copper-alloy wire, bare and trimmed	33511
10-31-02-03	Beverage cans	341111
10-31-02-05	Meat (including poultry) cans	3411115
10-31-02-08	Dairy-based product cans	3411121
10-31-03-03	Meat (including poultry) cans	3411215
10-56-01-01	Lavatories	34311
10-56-01-03	Drinking fountains	34312
10-56-01-05	Sinks and sink laundry trap combinations	34314
10-56-01-07	Bath tubs	34317
10-56-01-09	Urinals	3431946
10-56-01-11	All other metal sanitary ware	3431998
10-72-01-19	Carbon steel truck tanks	3443742
10-72-01-25	Standard and customized LPG tanks	3443527
		3443815

Table 15. New items in the Producer Price Index based on the movement of corresponding indexes from the Producer Price Index Revision, effective January 1987—Continued

Commodity code	Title	PPIR code
10-72-01-48	All other customized tanks, field assembled	3443941 3443943
10-74-02-12	Petrochemical, papermill, and water sewage treatment	349810111
10-74-02-13	Fossil fuel and nuclear power plant	349810112
10-76-01-12	Steel plate for containers	3443225
10-77-01-02	Water tube boilers, up to 100,000 lbs./hr.	3443331
10-77-01-09	Water tube boilers, over 250,000 lbs./hr.	3443335
10-77-01-13	Fire tube boilers	3443341
10-77-01-24	Parts/attachments for steel power boilers	3443362
10-78-01-08	All other components and auxiliary equipment	3443661
10-83-03-81	Other industrial fixtures	3646306
10-83-03-91	Components or renewal parts for industrial fixtures	3646307
11-34-01-08	Electric furnaces	356711
11-34-01-09	Electric industrial ovens and kilns	356719
11-34-02-18	Fuel-fired furnaces	356721
11-34-02-19	Fuel-fired ovens and kilns	356729
11-34-03-26	Induction furnaces and heating equipment	356741
11-34-03-27	Dielectric heating equipment	356743
11-38-21-08	Punching machinery	3542111
11-38-21-19	Other bending/forming machines, including folders	354213118
11-38-22-07	Shearing machines	3542121
11-38-23-08	Mechanical presses	3542211
11-38-25-08	Other metal forming machine tools	3542312 3542411
11-39-01-12	Stamping dies, progressive type, other steel	3544128
11-39-01-17	Extrusion, wire drawing and straightening dies	3544144
11-39-01-22	Die sets	3544173
11-39-01-29	Other specially designed tooling and prototypes	3544191
11-39-03-06	Other molds for plastic products	3544255 3544259
11-39-03-11	Molds made of materials other than metal	3544263
11-39-03-16	Foundry molds, except ingot molds	3544213
11-44-03-55	Electric tractors	3537127
11-44-03-66	Other powered trucks and tractors	3537149
11-44-03-77	All other industrial trucks and tractors	3537171197
11-44-03-78	Parts, attachments, and accessories	3537383
11-63-04-15	Woodworking machinery for home workshops	35532
11-71-01-06	Attachments, plug cap and flanged inlet	36431F
11-71-01-14	Other convenience and power outlets	3643133
11-71-01-35	Other wire connectors	3643189
11-71-02-61	Stamped metal covers	3644333
11-71-02-62	Stamped supports, bar hangars, and accessories	3644334
11-71-02-63	Switch, outlet, FM/TV, and telephone wall plates	3644365
11-71-02-92	Nonmetallic conduit	3644214

Table 15. New items in the Producer Price Index based on the movement of corresponding indexes from the Producer Price Index Revision, effective January 1987—Continued

Commodity code	Title	PPIR code
11-71-02-94	Flexible nonmetallic conduit	3644217
11-71-02-96	Nonmetallic rigid conduit fittings	3644283
11-78-21-32	Other than reed,sensitive,crystal components and CP types	3679A05
11-78-24-71	Parts for connectors	3678661
11-78-27-11	Ferrites and related magnetic materials	3679E
11-91-02-41	Drawworks and accessories	3533112
11-91-02-43	Elevators,spiders, slips, hooks,links, and connectors	3533115
11-91-02-49	Derricks,substructures,and accessories	3533921
11-91-02-51	Other rotary drilling surface equipment	3533121
11-91-02-52	Other rotary subsurface drilling equipment	3533146
11-91-02-54	Other drilling rigs,including blast hole and cable tool	3533149
11-91-02-56	Other oil and gas field drilling equipment	3533534
11-91-04-49	Other oil and gas field production machinery	3533538
11-91-04-55	Parts for oil and gas field production machinery	3533296
12-33-01-01	Commission finishing/dyeing of floor coverings	3533398
12-51-03-04	Automobile radios and tape players	3533382
12-52-02-05	TV combinations	22728
12-53-06-01	High fidelity equipment and components	3651C
13-32-01-08	Concrete pipe	3651239
13-34-01-06	Precast concrete products	36514
13-35-01-07	Prestressed concrete products	32721
13-71-01-15	All other gypsum board and gypsum products	32722
14-14-02-06	Other tanks	32723
14-14-03-08	Automobile transport trailers	32754
14-14-04-04	Detached trailers,dollies, and converter gear	3715132
14-14-06-01	Truck trailers and chassis,under 10,000 lbs. per axle	3715144
15-52-03-01	Mobile homes, residential, single wide	3715C
15-53-03-01	Mobile homes, residential, multi-section	37152
15-55-03-01	Mobile buildings, non-residential	245113
15-9A-09-02	Waste materials, N.E.C. (including exports)	245114
		24512
		5093811
		5093911

Table 16. Commodity groupings introduced into the Producer Price Index, effective January 1987

Commodity code	Title
05-12-05	Prepared bituminous coal, residential, commercial use
05-12-06	Prepared bituminous coal for export
05-12-07	Prepared bituminous coal, intracompany transfers
08-49-02	Manufacturing of lumber owned by others (contract use)
09-12-07	High grades (pulp substitutes and deinking)
09-12-08	Exports (all grades)
10-12-11	Carbon steel scrap
10-12-12	Stainless and alloy steel scrap
10-12-13	Cast iron scrap
10-12-14	Other ferrous scrap
10-56	Metal sanitary ware
10-56-01	Metal sanitary ware
12-33	Commission finishing/dyeing, floor covering
12-33-01	Commission finishing/dyeing, floor covering
12-53-06	High fidelity equipment and components
14-14-06	Truck trailers and chassis, under 10,000 lbs.
15-52-03	Mobile homes, residential, single
15-53-03	Mobile homes, residential, multi-section
15-55	Mobile buildings, nonresidential
15-55-03	Mobile buildings, nonresidential

Table 17. Producer price indexes for selected telephone services 1984-86¹

(1972=100)

Industry/ product code	Description	Annual average	1984											
			Jan.	Feb.	Mar.	Apr.	May	June	July	Aug.	Sep.	Oct.	Nov.	Dec.
4811-1	Local service 2/	179.5	171.2	171.2	171.2	171.9	172.1	177.9	182.2	185.7	187.6	187.7	187.5	187.6
4811-111	Residential 2/3/	182.4	177.8	177.8	177.7	177.7	178.1	178.6	181.4	186.0	188.7	188.7	188.3	188.4
4811-112	Business 3/	200.4	180.3	180.3	180.5	183.7	183.7	208.1	211.0	213.7	215.8	215.9	215.9	216.0
4811-113	Optional additional usage	123.4	124.3	124.3	124.3	124.3	124.3	124.3	122.5	122.5	122.5	122.5	122.5	122.5
4811-114	Coin 3/	205.8	184.2	184.2	184.4	184.6	184.6	189.0	222.3	227.2	227.2	227.2	227.5	227.5
4811-2	Toll service	148.5	150.7	150.6	150.7	150.8	150.5	146.2	146.6	147.1	147.3	147.3	146.8	147.3
4811-211	Intrastate MTS	157.0	155.9	155.9	155.9	156.1	155.3	155.9	157.0	158.3	158.9	158.9	157.5	158.8
4811-212	Interstate MTS	148.8	153.4	153.4	153.4	153.4	153.4	145.6	145.6	145.6	145.6	145.6	145.6	145.6
4811-213	International MTS	89.2	92.7	92.5	92.5	92.5	92.5	87.3	86.8	86.8	86.8	86.8	86.8	86.8
4811-214	WATS	129.6	132.2	132.2	132.7	132.6	132.8	127.2	127.6	127.5	127.5	127.6	127.6	127.9
4811-214-11	Interstate WATS	122.7	127.1	127.1	127.1	127.1	127.1	119.6	119.6	119.6	119.6	119.6	119.6	119.6
4811-214-12	Intrastate WATS	147.8	145.6	145.9	147.3	147.1	147.8	147.4	148.8	148.5	148.5	148.7	148.8	149.7
4811-311	Private lines, interstate	159.2	158.4	158.4	158.4	158.4	158.4	158.4	158.4	158.4	158.4	158.4	163.1	163.1
4811-911	Directory advertising	216.9	207.9	208.9	209.9	212.4	214.8	219.0	220.0	222.0	219.5	221.5	222.8	224.4
1985														
4811-1	Local service 2/	197.4	188.9	190.7	190.6	190.6	191.0	200.6	200.8	201.6	202.2	202.3	204.8	204.8
4811-111	Residential 2/3/	202.6	189.8	191.9	191.9	191.9	192.3	208.8	209.2	210.4	211.0	211.0	211.7	211.7
4811-112	Business 3/	222.8	218.2	220.7	220.7	220.7	220.9	222.2	222.2	222.9	224.6	224.6	228.0	228.0
4811-113	Optional additional usage	123.8	122.5	122.5	122.5	122.5	122.5	122.5	122.5	122.5	122.5	122.5	130.2	130.2
4811-114	Coin 3/	230.6	228.2	228.9	228.9	228.9	230.5	230.7	230.7	230.8	231.2	231.3	233.8	233.8
4811-2	Toll service	147.1	147.6	147.6	147.6	148.1	150.0	146.3	146.3	146.6	146.5	146.5	146.6	146.1
4811-211	Intrastate MTS	161.9	159.6	159.6	159.6	160.8	162.6	162.8	162.8	163.4	163.3	163.3	163.4	162.1
4811-212	Interstate MTS	143.3	145.6	145.6	145.6	145.6	147.9	141.3	141.3	141.3	141.3	141.3	141.3	141.3
4811-213	International MTS	86.6	86.8	86.8	86.8	86.8	86.8	86.5	86.5	86.5	86.5	86.5	86.5	86.5
4811-214	WATS	125.5	127.6	127.6	127.9	127.8	128.2	123.5	123.5	123.5	123.7	123.7	123.6	123.4
4811-214-11	Interstate WATS	115.8	119.6	119.6	119.6	119.6	119.6	113.1	113.1	113.1	113.1	113.1	113.1	113.1
4811-214-12	Intrastate WATS	150.5	148.8	148.8	149.7	149.5	151.0	151.1	151.1	151.1	151.8	151.6	151.2	150.6
4811-311	Private lines, interstate	165.9	163.1	163.1	159.2	159.2	168.3	168.3	168.3	168.3	168.3	168.3	168.3	168.3
4811-911	Directory advertising	240.5	228.2	230.9	233.2	236.1	238.7	243.3	243.8	244.0	244.9	246.5	248.0	248.2
1986														
4811-1	Local service 3/	212.7	206.5	206.7	206.7	206.7	206.7	216.6	216.6	216.9	217.5	217.5	216.8	216.8
4811-111	Residential 2/3/	223.6	213.4	213.6	213.6	213.6	213.6	230.3	230.3	230.8	231.3	231.3	230.5	230.5
4811-112	Business 3/	232.9	230.8	231.3	231.3	231.3	231.3	234.0	234.0	234.1	234.6	234.6	233.6	233.6
4811-113	Optional additional usage	130.7	130.3	130.3	130.3	130.3	130.3	130.3	130.3	131.5	131.5	131.5	131.5	131.5
4811-114	Coin 3/	234.6	234.3	234.3	234.3	234.3	234.3	234.6	234.6	234.7	234.9	234.9	234.9	234.9
4811-2	Toll service	139.5	146.0	146.0	146.1	143.9	143.9	135.6	135.5	135.5	135.5	135.5	135.5	135.5
4811-211	Intrastate MTS	157.3	162.1	162.2	162.3	156.6	156.6	155.4	155.4	155.4	155.5	155.5	155.5	155.5
4811-212	Interstate MTS	133.0	141.3	141.3	141.3	141.3	141.3	127.2	127.1	127.1	127.1	127.1	127.1	127.1
4811-213	International MTS	84.2	84.5	84.2	84.2	84.2	84.2	84.1	84.1	84.1	84.1	84.1	84.1	84.1
4811-214	WATS	117.8	123.4	123.3	123.3	123.5	124.0	114.5	114.3	113.9	113.5	113.5	113.4	113.4
4811-214-11	Interstate WATS	105.9	113.1	113.1	113.1	113.1	113.9	100.8	100.6	100.6	100.6	100.6	100.6	100.6
4811-214-12	Intrastate WATS	149.5	150.6	150.4	150.4	150.9	150.8	150.8	150.8	149.1	147.8	147.8	147.3	147.3
4811-311	Private lines, interstate	168.3	168.3	168.3	168.3	168.3	168.3	168.3	168.3	168.3	168.3	168.3	168.3	168.3
4811-911	Directory advertising	257.0	248.7	250.5	251.9	253.5	256.4	258.4	258.7	259.7	260.8	261.1	261.8	262.3

¹ Monthly data and annual average have been revised to reflect the availability of late reports and corrections by respondents. Revised indexes may not agree with previously published revised data because of a comprehensive historical revision which became effective with the January 1987 issue of this publication.

² Telephone services contained in the Consumer Price Index cover not only local

residential service, but also parts of toll service, equipment leasing (such as extension phones), and non-recurring charges (such as installation).

³ These index numbers have been revised to include End-User Access Charges since April 1984. Federal and State access charges are included as of their effective dates.

Technical Notes

Brief Explanation of Producer Price Indexes

Producer price indexes (PPI) measure average changes in prices received by domestic producers of commodities in all stages of processing. Most of the information used in calculating the indexes is obtained through the systematic sampling of nearly every industry in the manufacturing and mining sectors of the economy. The PPI program also includes some information from other sectors—agriculture, fishing, forestry, services, and gas and electricity. Because producer price indexes are designed to measure only the change in prices received for the output of domestic industries, imports are not included. The sample currently contains about 3,100 commodities and 75,000 quotations per month.

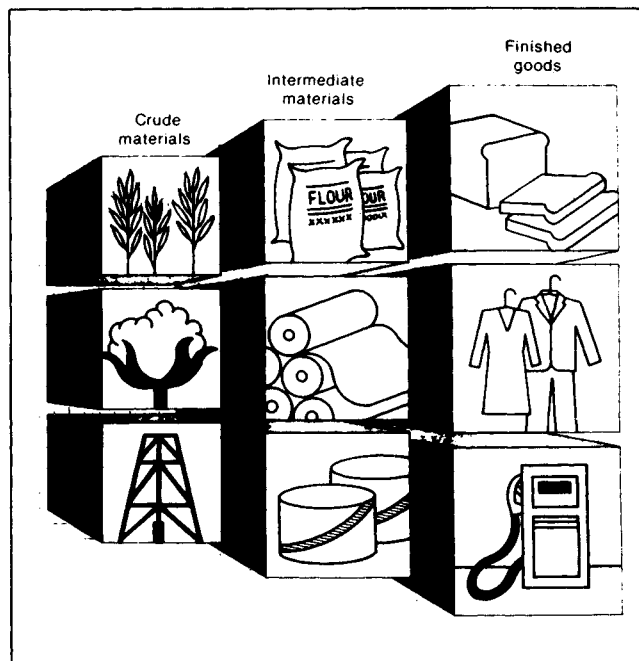
There are three primary systems of indexes within the PPI program: (1) Stage-of-processing indexes; (2) commodity indexes; and (3) indexes for the net output of industries and their products. The stage-of-processing structure (table 1) organizes products by class of buyer and degree of fabrication. The entire output of various industries is sampled to derive price indexes for the net output of industries and their products (table 5). The commodity structure (table 6) organizes products by similarity of end-use or material composition.

Within the stage-of-processing system, finished goods are commodities that will not undergo further processing and are ready for sale to the final demand user, either an individual consumer or a business firm. Consumer foods include unprocessed foods, such as eggs and fresh vegetables, as well as processed foods, such as bakery products and meats. Other finished consumer goods include durable goods, such as automobiles, household furniture, and appliances, and nondurable goods, such as apparel and home heating oil. Capital equipment includes producer durable goods such as heavy motor trucks, tractors, and machine tools.

The stage-of-processing category for intermediate materials, supplies, and components consists partly of commodities that have been processed but require further processing. Examples of such semifinished goods include flour, cotton yarn, steel mill products, and lumber. The intermediate goods category also encompasses items that are physically complete but that are purchased by business firms as inputs for their operations. Examples include diesel fuel, belts and belting, paper boxes, and fertilizers.

Crude materials for further processing are products entering the market for the first time that have not been manufactured or fabricated and that are not sold directly to consumers. Crude foodstuffs and feedstuffs include items such as grains and livestock. Examples of crude nonfood materials include raw cotton, crude petroleum, coal, hides and skins, and iron and steel scrap.

The illustration shows examples of how products are classified by stage of processing.



Producer price indexes for the net output of industries and their products are grouped according to the Standard Industrial Classification (SIC) and the Census product code extensions of the SIC. Industry price indexes are compatible with other economic time series organized by SIC codes, such as data on employment, wages, and productivity. Table 4 lists indexes for the net output of major mining and manufacturing industry groups at the 2-digit level. Table 5 includes data for SIC industries and industry groups (2-, 3-, and 4-digit levels); indexes for Census product classes (5- and 6-digit levels), products (7-digit level), and more detailed subproducts (9-digit level); and, for some industries, indexes for other sources of revenue.

Industries may be represented by one to three kinds of product indexes. Every industry has primary product indexes to show changes in prices received by

establishments classified in the industry for products made primarily, but not always exclusively, within the industry. The industry classification of an establishment is determined by which products comprise a plurality of its total shipment value. In addition, some industries also may have secondary product indexes that show changes in prices received by establishments classified in the industry for products primary to some other industry. Finally, some industries have miscellaneous receipts indexes to show price changes in other sources of revenue received by establishments within the industry that are not derived from the sales of their products, e.g., resales of purchased materials, or revenues from parking lots owned by a manufacturing plant.

Some product indexes published in table 5 correspond to 8-digit commodity indexes in table 6. In these cases, movements in the latter indexes are calculated on the basis of the movements of their counterparts in table 5. Although most such indexes continue to be published in table 6 on their original base period of 1967=100 or some later base, corresponding indexes in table 5 are published on a base of the month of their introduction. Even though index levels for corresponding items may differ, monthly percent changes will be identical. (See "Calculating Index Changes," below.)

Producer price indexes are based on selling prices reported by establishments of all sizes selected by probability sampling, with the probability of selection proportionate to size. Individual items and transaction terms from these firms are also chosen by probability proportionate to size. BLS strongly encourages cooperating companies to supply actual transaction prices at the time of shipment to minimize the use of list prices. Prices are normally reported monthly by mail questionnaire for the Tuesday of the week containing the 13th.

Price data are always provided on a voluntary and confidential basis; no one but sworn BLS employees are allowed access to individual company price reports. The Bureau publishes price indexes instead of unit dollar prices. All producer price indexes are routinely subject to revision once, 4 months after original publication, to reflect the availability of late reports and corrections by respondents.

Net output values of shipments are used as weights for industry indexes. Net output values refer to the value of shipments from establishments in one industry to establishments classified in another industry. However, weights for commodity price indexes are based on gross shipment values, including shipment values between establishments within the same industry. As a result, broad commodity grouping indexes such as the all commodities index are affected by the multiple counting of price change at successive stages of processing, which can lead to exaggerated or misleading signals about inflation. Stage-of-processing indexes partially correct this defect, but industry indexes consistently cor-

rect this weakness at all levels of aggregation. Therefore, industry and stage-of-processing indexes are more appropriate than broad commodity groupings for economic analysis of general price trends. Weights for most traditional commodity groupings of the PPI, as well as all indexes (such as stage-of-processing indexes) calculated from traditional commodity groupings, currently reflect 1982 values of shipments as reported in the Census of Manufactures and other sources. From January 1976 through December 1986, PPI weights were derived from 1972 shipment values. Industry indexes, which are based on the SIC system, continue to be calculated with 1977 net output weights.

For further information on the underlying concepts and methodology of the Producer Price Index, see chapter 7, "Producer Prices," in *BLS Handbook of Methods* (1982), Bulletin 2134-1. Reprints are available from the Bureau of Labor Statistics on request (202 523-1221).

Calculating Index Changes

Movements of price indexes from one month to another are usually expressed as percent changes rather than as changes index points because index point changes are affected by the level of the index in relation to its base period, while percent changes are not. The box shows the computation of index point and percent changes.

<i>Index Point Change</i>	
Finished Goods Price Index	288.5
Less previous index	285.0
Equals index point change	3.5
<i>Index Percent Change</i>	
Index point change	3.5
Divided by previous index	285.0
Equals	0.012
Result multiplied by 100	0.012 x 100
Equals index percent change	1.2

Percent changes for 3-month and 6-month periods can be expressed as annual rates that are computed according to the standard formula for compound growth rates. These data indicate what the percent change would be if the rate for a given 3- or 6-month span were maintained for a 12-month period.

Each index measures price changes from a reference period which equals 100.0 (1967 or some later period). An increase of 188.5 percent from the reference period in the Finished Goods Price Index, for example, is shown as 288.5. This change can also be expressed in dollars as follows: "Prices received by domestic producers of a systematic sample of finished goods have risen from \$100 in 1967 to \$288.50 today." Likewise, a current index of 300.0 would indicate that prices received by producers of finished goods today are triple what they were in 1967.

Seasonally Adjusted and Unadjusted Data

Because price data are used for different purposes by different groups, the Bureau of Labor Statistics publishes seasonally adjusted as well as unadjusted changes each month.

Seasonally adjusted data usually are preferred for analyzing general price trends in the economy because they eliminate the effect of changes that normally occur at about the same time and in about the same magnitude every year—such as price movements resulting from normal weather patterns, regular production and marketing cycles, model changeovers, seasonal discounts, and holidays. Seasonally adjusted data more clearly reveal underlying cyclical trends.

Unadjusted data are of primary interest to users who need information which can be related to the actual dollar values of transactions. Individuals requiring this information include marketing specialists, purchasing agents, budget and cost analysts, contract specialists, and commodity traders. It is the unadjusted data that are generally cited in escalating long-term contracts such as purchase agreements or real estate leases. (See *Escalation and Producer Price Indexes: A Guide for Contracting Parties*, BLS Report 570, available on request from BLS.)

Seasonal factors used in computing seasonally adjusted indexes are derived by the X-11 Seasonal Adjustment Method. Annual updates replace the most recent 5 years of seasonal data, e.g., data from January 1981 through December 1985 were replaced at the beginning of 1986. Indexes for most broad commodity groupings

and 8-digit individual commodities in table 6, as well as industry and Census product indexes in tables 4 and 5, do not undergo the seasonal adjustment process and, therefore, are published only as unadjusted data.

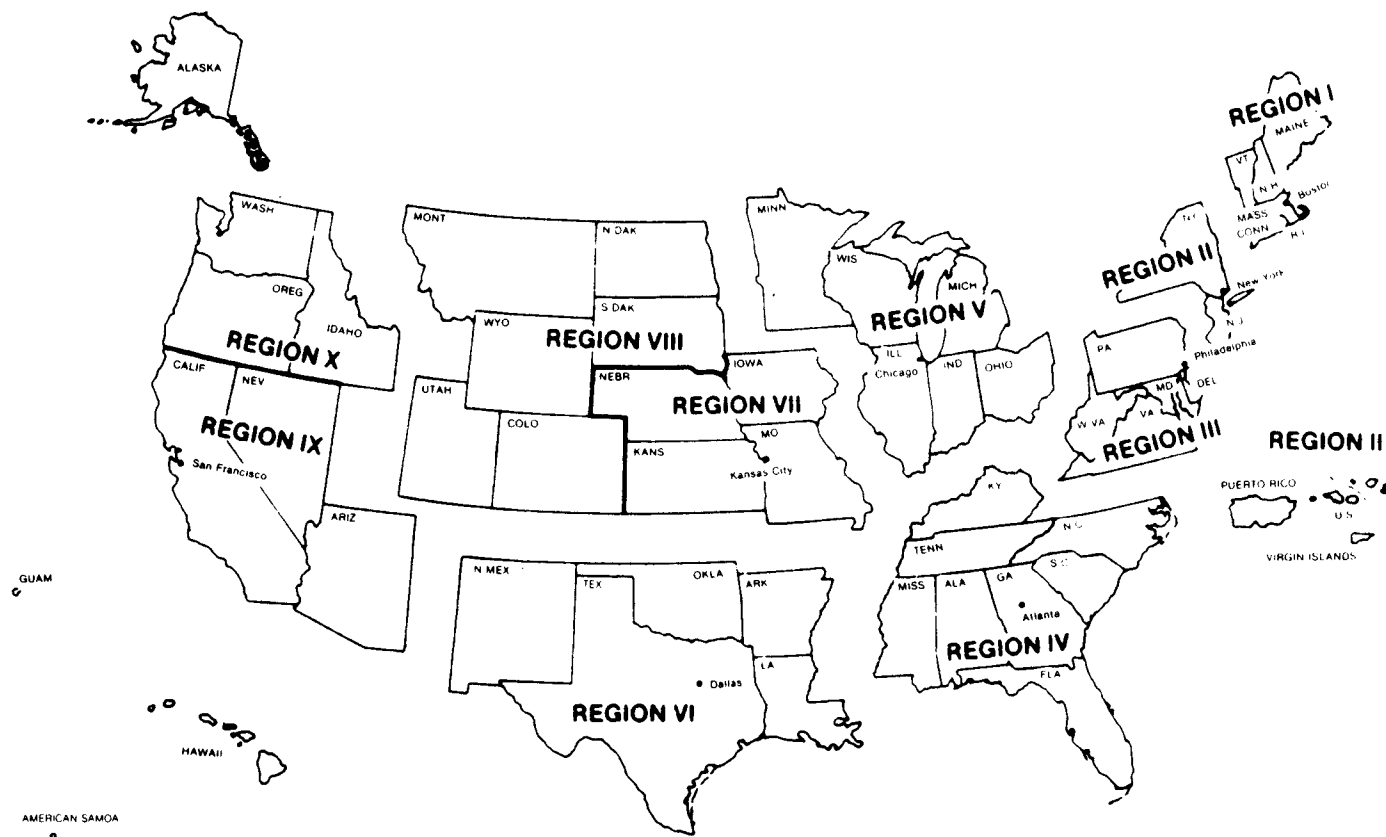
Some indexes are adjusted directly, independently of the seasonal movements of other more detailed series comprising the category in question. This is the case for all indexes in table 6 which are adjusted, as well as for certain basic stage-of-processing categories in table 1. Seasonal movements for most stage-of-processing indexes are derived indirectly by the aggregative method, which combines seasonal movements from the basic stage-of-processing categories and from a wide variety of food subproduct class (6-digit level) series.

Direct seasonal adjustment produces a more complete elimination of seasonal movements than the aggregative method does. However, the direct seasonal adjustment process does not yield figures that possess additive consistency. Thus, a seasonally adjusted index for a broad category that is directly adjusted may not be logically consistent with all seasonally adjusted indexes for its components. Seasonally adjusted data can also become problematic when previously stable and predictable timing patterns of pricing behavior abruptly change. If the new timing pattern persists, the seasonal adjustment method will eventually reflect it adequately; if these patterns keep shifting, however, seasonally adjusted data will be chronically troublesome. This problem occurs relatively infrequently for farm and food-related products but has more often affected manufactured products such as automobiles and steel.

For more information, see "Appendix A: Seasonal Adjustment Methodology at BLS" in the *BLS Handbook of Methods*, (1982), Bulletin 2134-1.

Bureau of Labor Statistics

Regional Offices



Region I

John F. Kennedy Federal Building
Suite 1603
Boston, Mass. 02203
Phone: (617) 565-2327

Region II

Suite 3400
1515 Broadway
New York, N.Y. 10036
Phone: (212) 944-3121

Region III

3535 Market Street
P.O. Box 13309
Philadelphia, Pa. 19101
Phone: (215) 596-1154

Region IV

1371 Peachtree Street, N.E.
Atlanta, Ga. 30367
Phone: (404) 347-4418

Region V

9th Floor
Federal Office Building
230 S. Dearborn Street
Chicago, Ill. 60604
Phone: (312) 353-1880

Region VI

Federal Building
525 Griffin St., Rm. 221
Dallas, Tex. 75202
Phone: (214) 767-6971

Regions VII and VIII

911 Walnut Street
Kansas City, Mo. 64106
Phone: (816) 374-2481

Regions IX and X

450 Golden Gate Avenue
Box 36017
San Francisco, Calif. 94102
Phone: (415) 556-4678