

INDICATORS AND DATA

Wage Rigidity Meter

The statistics on this page offer a closer examination of the annual wage changes of U.S. workers that have not changed jobs over the year. They include graphs of the fraction of workers receiving a wage change of zero in several demographic subgroups of the U.S. labor force, as well as a histogram showing all of the reported wage changes among these workers in the last four quarters. The data for these statistics are drawn from a matched Current Population Survey dataset (see Daly, Hobijn, Wiles 2011 for details on the matching procedure). The Current Population Survey is a monthly nationally representative survey conducted by the Bureau of Labor Statistics. The summary statistics on this page will be updated on a quarterly frequency.

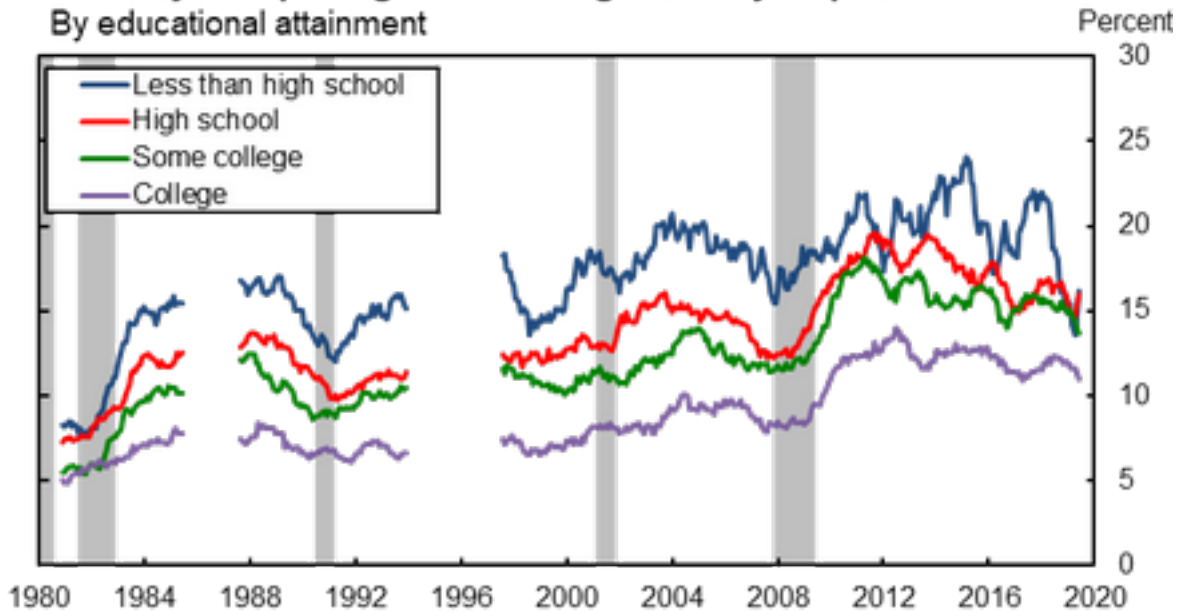


The above chart displays the percentage of workers who saw no change in their wage over the past year. This statistic is calculated for all workers, for workers paid at an hourly rate, and for non-hourly workers.

Estimates of the percent of workers with a rigid wage in time series charts are averages of monthly rates taken over a 12-month period. In the histogram and the table below, all observations over a 12-month period are pooled and then used to calculate the percent of rigid wages. Estimates from these two methods may differ very slightly.

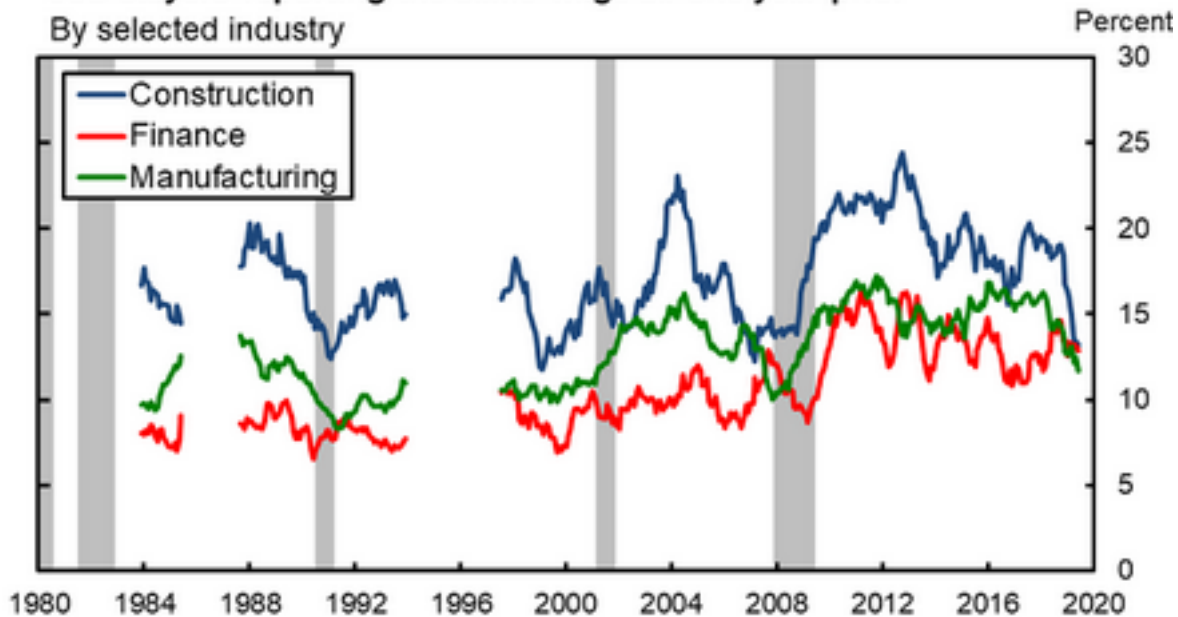
Job-stayers reporting the same wage as one year prior

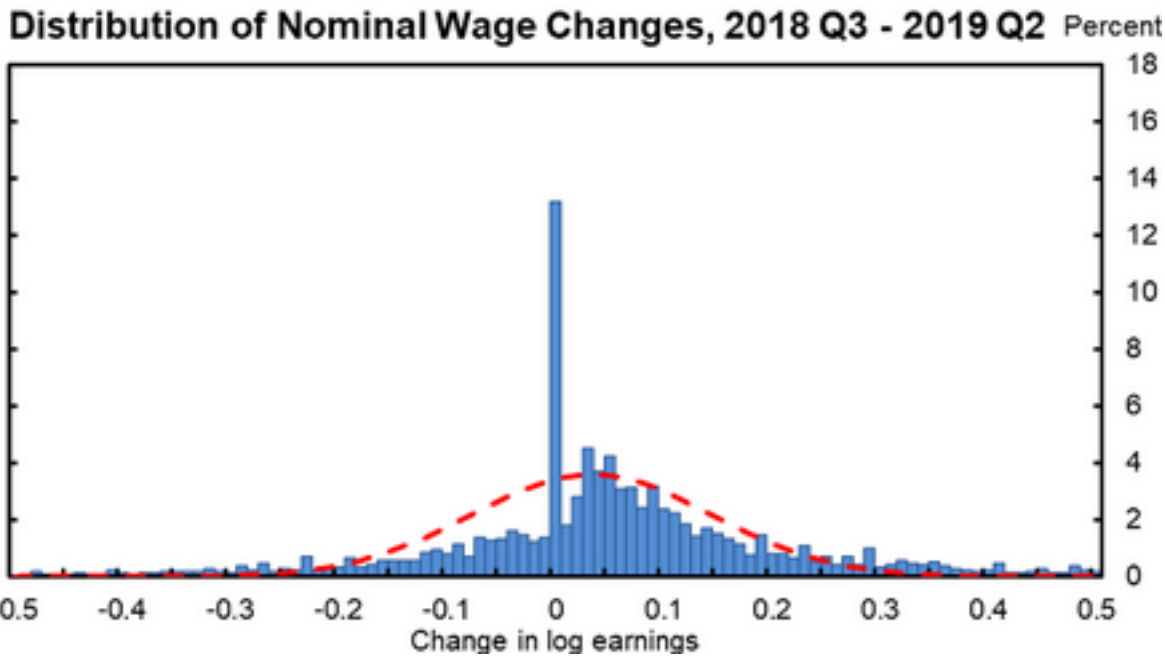
By educational attainment



Job-stayers reporting the same wage as one year prior

By selected industry





Distribution of Nominal Wage Changes

4-Quarter Average	2018Q2	2018Q3	2018Q4	2019Q1	2019Q2
Difference of log wage from one year prior					
25th Percentile	-0.008	-0.003	-0.002	-0.008	-0.004
Median	0.030	0.031	0.034	0.034	0.036
75th Percentile	0.118	0.118	0.119	0.123	0.125
Percentage of workers reporting a wage change of zero					
	14.35	14.37	13.94	13.30	13.19

References

Daly, Mary C., Bart Hobijn, and Brian Lucking. 2012. [Why Has Wage Growth Stayed Strong?](#) FRBSF Economic Letter 2012-11 (April 2).

Daly, Mary C., Bart Hobijn, and Theodore S. Wiles. 2011. [Dissecting Aggregate Real Wage Fluctuations: Individual Wage Growth and the Composition Effect](#) FRBSF Working Paper 2011-23.

Nominal Wage Rigidity Data Release (Excel document, 68 kb)

Find out when data are updated through our Twitter page:



Twitter for SF Fed 

Contact Amber.Flaharty (at) sf.frb.org