

RESEARCH

Home > Research > National Economy

Regional Economy

Payments Research

National Economy

- National Economic Indicators
- Economic Indicators Calendar
- Productivity Data and Analysis
- ⌘ Tech Pulse Index

Global Economy

Capital Markets

Banking Research

Research Publications

Economists


Program for Resident Scholars

Visiting Scholars

Tech Pulse Index

Taking the Pulse of the Technology Sector
Released May 11, 2006

Summary Details Reports



Indicator Table

Indicator	12 MONTH GROWTH RATE	MONTHLY GROWTH RATES ANNUALIZED		
		latest	Feb 2006	Mar 2006
Real Index	29.3%	26.8%	33.9%	30.1%
Nominal Index	18.9%	8.7%	23.9%	21.1%
Industrial Production	23.2%	12.5%	37.4%	NA
Shipments (nominal)	4.8%	84.5%	-36.9%	NA
Employment	1.7%	4.6%	1.7%	4.5%
PCE (computers + software)	10.2%	-5.0%	14.8%	NA
PCE deflator (computers + software)	-12.7%	-6.8%	-8.7%	NA

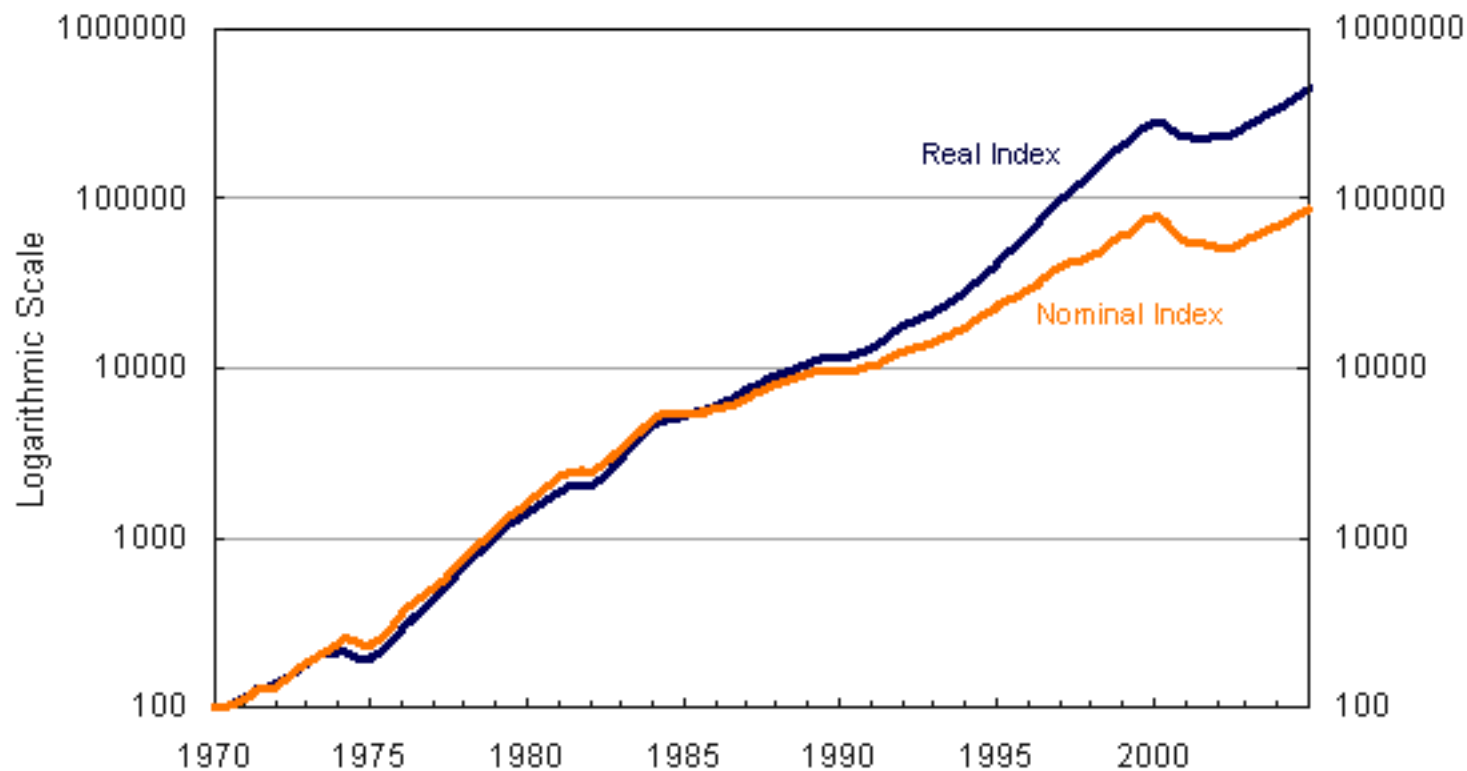
Historical Data

View chart:
[Tech Pulse levels from 1971 to present](#)
[Tech Pulse growth rates from 1971 to present](#)
[Tech Pulse twelve-month growth rates from 1971 to present](#)
 Download data (1971 to present): [Excel](#)

Upcoming Releases:
 June 14, 2006
 July 12, 2006
 August 9, 2006
 September 13, 2006

Level of the Tech Pulse

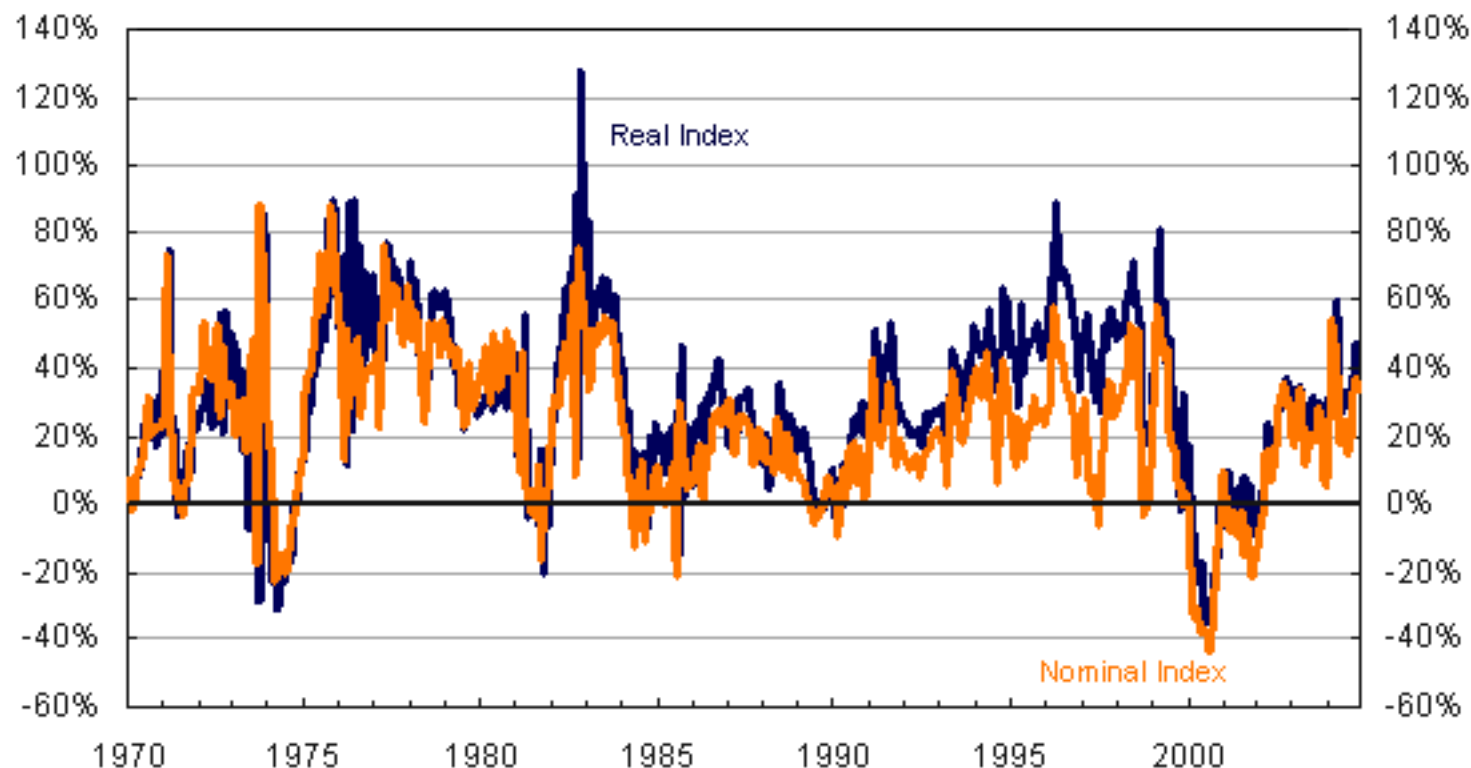
January 1971 = 100



Source: Federal Reserve Bank of New York

Annualized Growth Rate of the Tech Pulse

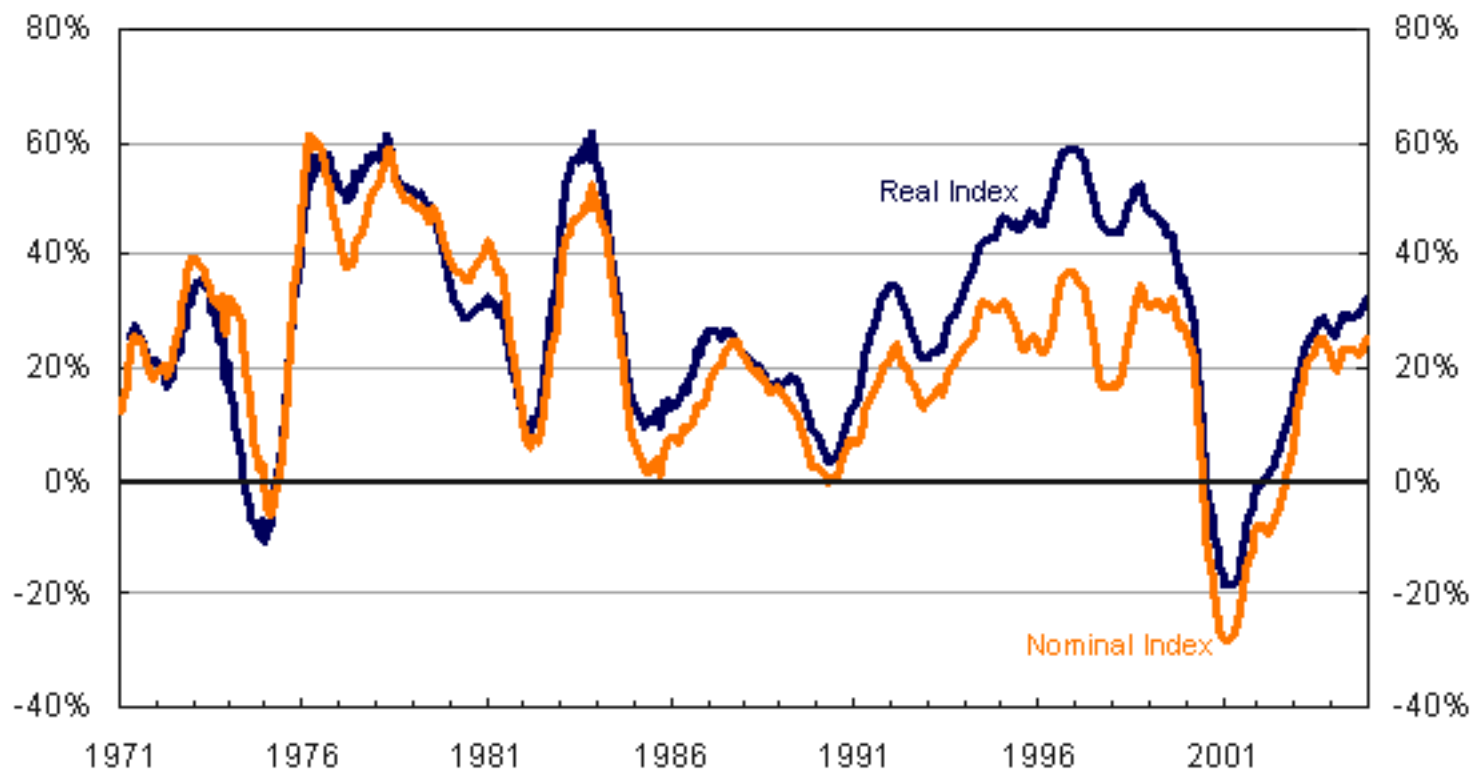
January 1971 = 100



Source: Federal Reserve Bank of New York

Twelve Month Growth Rate of the Tech Pulse

January 1971 = 100



Source: Federal Reserve Bank of New York