

Monetary Policy Moves May Revive Listless Global Growth

March 20, 2015

In 2014, global real gross domestic product (GDP) grew 3 percent year over year, its lowest value since 2009. Growth in emerging markets was sluggish at 4.3 percent, the slowest pace since 2003 (excluding 2009), led by poor growth in Russia and Brazil. Advanced foreign economies also expanded modestly at 1.8 percent. Still, the global economy grew more quickly in fourth quarter 2014 than for the year as a whole at a 3.4 percent annualized rate, reflecting positive growth in the euro area and Japan. Forward-looking indicators such as the Purchasing Managers Index, which tracks the health of the manufacturing sector, ticked up in February for advanced foreign economies, suggesting a possible pickup.

Exceptionally low oil prices have contributed to lower inflation globally. Inflation in advanced foreign economies fell from 2 to 1 percent between June and December 2014. In 2015, accommodative monetary policy and low oil prices may provide a much-needed boost to global growth.

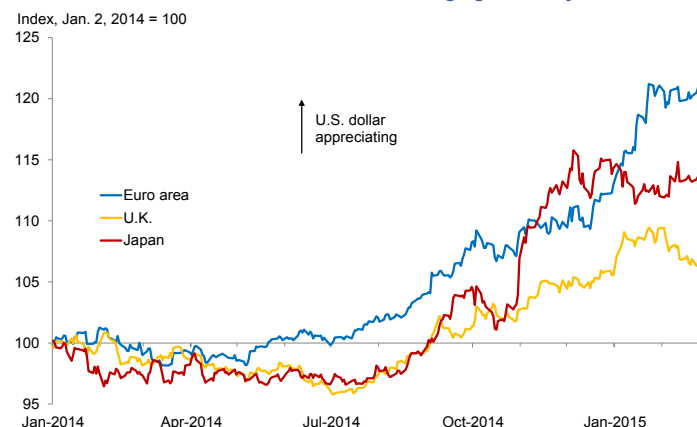
Divergent Monetary Policy

There is a pronounced divergence in monetary policy between the U.S. and other countries as the U.S. experiences stronger growth than the rest of the world and as the Federal Open Market Committee considers when to raise policy rates. On March 9, the euro area began to buy euro-denominated public sector securities while continuing to buy asset-backed securities and covered bonds. The moves are part of a substantial quantitative easing program that will last until September 2016 or until the European Central Bank sees a sustained rise in inflation close to its target of 2 percent. Japan is continuing its massive asset-purchase program, which will expand its balance sheet at a rate of 16 percent of GDP per year. In contrast, mirroring the U.S., the Bank of England is likely to raise rates soon.

As a result of these policy measures, the U.S. dollar has substantially appreciated against the euro and Japanese yen, while appreciation against the British pound has leveled off (*Chart 1*). The strength of the U.S. dollar and slower global demand have contributed to a decline in U.S. exports, which are growing at their slowest pace since 2009 (*Chart 2*).

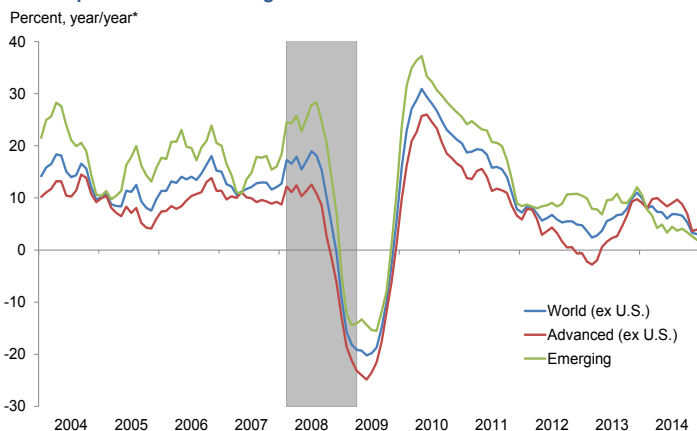
Several emerging markets have also cut policy rates since the start of 2015. The Chinese central bank cut rates by 25 basis points in March to buoy slowing GDP growth and encourage higher inflation. Similarly, the Russian central bank has loosened rates by a total of 300 basis points since the start of the year to counteract its tightening last year in response to a precipitous decline in the ruble. India, Korea, Indonesia, Thai-

Chart 1
Dollar's Gains over Euro and Yen Point to Diverging Monetary Policies



SOURCE: Haver Analytics.

Chart 2
U.S. Export Growth Trending Downward



*Three-month moving average.
NOTES: Aggregated using U.S. trade weights. Shaded bar indicates global recession.
SOURCES: Database of Global Economic Indicators; Haver Analytics; author's calculations.

land, Turkey, Poland, Romania, Peru and Egypt have also cut policy rates since the start of 2015, which will likely allow more individuals and businesses to borrow money to buy new products, stimulating their economies.

Extension for Greek Debt Payments

On Feb. 20, Greece and its creditors agreed to a four-month extension of its bailout under the original terms. In May 2012, when neither political party was able to form a governing coalition after the Greek elections and there was widespread fear of a Greek exit from the euro area, Greece and the other euro-area periphery countries experienced significant deposit out-

flows, skyrocketing bond yields and very low stock market yields, among other negative consequences. In contrast, after the January 2015 election of the left-wing party and renewed alarm that Greece might leave the euro area, negative consequences were confined to Greece. This was a result of severed financial linkages between Greece and other countries as well as improved growth in other periphery countries.

In 2012, foreign banks were highly exposed to Greek nonfinancial private sector debt. But after the 2012 scare, they divested these positions (Chart 3). Similarly, in 2012, Greek 10-year government yields (a measure of borrowing rates) spiked by 7 percent and yields in periphery countries rose. This time, the 10-year rates jumped for Greece but fell for the rest of the periphery (Table 1). In recent months, there has been notable depreciation in stock market yields and deposit outflows from Greece, but contagion to other countries has been negligible.

	Greece	Portugal	Ireland	Italy	Spain	Germany	U.S.
4-May-12	20.7	11.1	7	5.4	5.7	1.5	1.9
25-Jul-12	27.3	11.4	6.4	6.5	7.4	1.2	1.4
8-Dec-14	7.4	2.7	1.3	2	1.8	0.7	2.3
20-Feb-15	9.7	2.2	1	1.6	1.6	0.3	2.1

Chinese Foreign Reserves Fall in Fourth Quarter

In fourth quarter 2014, capital flowed out of China at a rate of 4 percent of GDP as international investors, anxious about China's growth prospects, retracted investments. Forecasts of China's growth are subdued because of a natural process of slowing potential growth as China catches up with advanced economies, among other concerns. China's fourth-quarter negative capital and financial account is only the fourth occurrence of a negative reading since the nation joined the World Trade Organization in 2001. In the three previous episodes, the current account surplus (mostly composed of exports minus imports) was greater than net capital outflows, so China's foreign reserves (current account plus capital account) were positive.

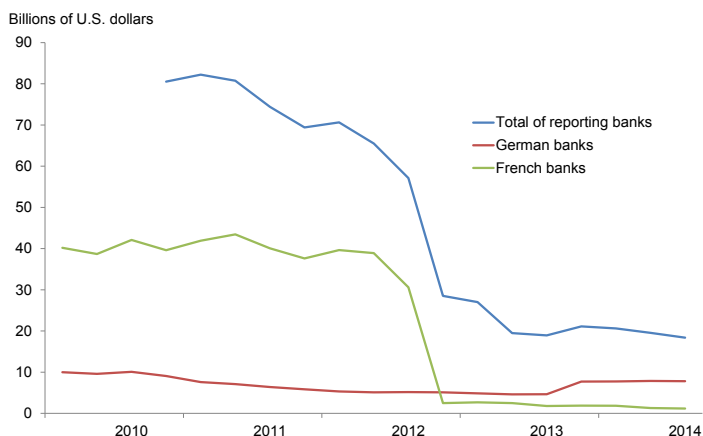
In stark contrast, the Chinese central bank in the fourth quarter saw declining reserves for the first time since 2001 as the current account surplus failed to compensate for capital outflows (Chart 4). In addition, the Chinese yuan/U.S. dollar exchange rate has reflected an appreciating yuan for the past decade, but in 2014, the exchange rate slightly depreciated against the dollar as foreign reserves fell (Chart 5).

2015 Outlook

The global outlook for growth in 2015 is more pessimistic than it was both in February 2014 and at the start of 2015.¹ Major risks to the global outlook are negative effects from monetary policies, including shifts in capital flows from emerging markets, when the Federal Reserve raises its policy rate.

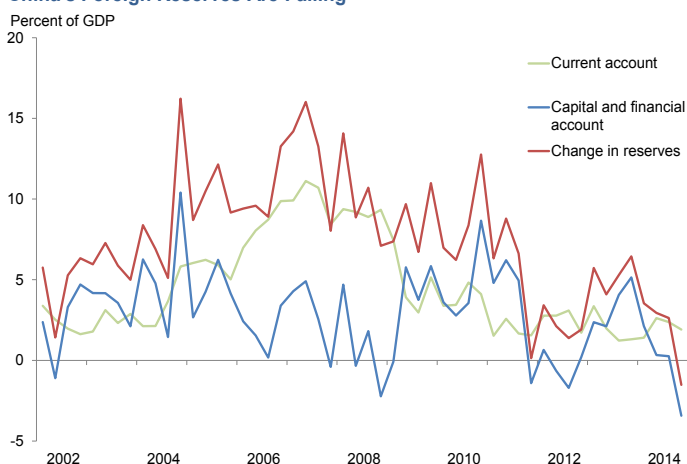
—Kuhu Parasrampurua

Chart 3
Foreign Banks Reduce Exposure to Greek Nonfinancial Private Sector Debt



SOURCE: Bank for International Settlements.

Chart 4
China's Foreign Reserves Are Falling



SOURCE: Haver Analytics.

Chart 5
Yuan/U.S. Dollar Exchange Rate Shows Signs of Depreciation



SOURCE: Haver Analytics.

Note

1. Forecasts are from Consensus Economics.

About the Author

Parasrampurua is a research assistant in the Globalization and Monetary Policy Institute at the Federal Reserve Bank of Dallas.