

The Commercial & Financial Chronicle




BANK AND QUOTATION SECTION.

PAGES 525 TO 592 INCLUSIVE.

INDEX TO THIS SECTION.

	PAGE.		PAGE.
INDEX TO ADVERTISEMENTS.....	547	COAL, IRON & STEEL STOCKS.....	571
REVIEW OF JULY.....	547	DO DO BONDS.....	570
NEW YORK STOCK EXCHANGE—		ELECTRIC, GAS & POWER STOCKS..	571
RECORD OF BOND SALES AND PRICES..	549	DO DO BONDS... ..	570
RECORD OF STOCK SALES AND PRICES..	558	EXCHANGE SEATS.....	572
GENERAL RAILROAD QUOTATIONS—		INSURANCE STOCKS.....	572
RAILROAD BONDS.....	561	MARINE INSURANCE SCRIP	572
RAILROAD STOCKS	566	MANUFACT'G, NORTHERN & SOUTHERN.	572
STREET RAILWAY PRICES—		MINING STOCKS.....	573
STREET RAILWAY BONDS	567	REAL ESTATE TRUST & LAND ST'CKS.	573
STREET RAILWAY STOCKS.....	569	TELEGRAPH & TELEPHONE ST'CKS.	573
STATE AND MUNICIPAL BONDS.....	575	DO DO BONDS.	570
FOREIGN GOVERNMENT BONDS.....	575	TITLE GUAR. & SAFE DEP. STOCKS..	573
BANKS AND TRUST COMPANIES	580	WATER BONDS.....	571
		MISCELLANEOUS STOCKS.....	573
		DO BONDS.....	571

 WE HAVE NO EXTRA COPIES OF THIS SECTION.

August 6, 1904.

WILLIAM B. DANA COMPANY, PUBLISHERS,
PINE STREET, CORNER PEARL STREET, NEW YORK.

AUGUST BELMONT & CO.,

BANKERS,

No. 23 NASSAU STREET, NEW YORK.

AGENTS AND CORRESPONDENTS OF THE

Messrs. **ROTHSCHILD,**
LONDON, PARIS AND VIENNA.

*Issue Letters of Credit for Travelers, available in all
parts of the world.*

Draw Bills of Exchange and make Telegraphic Transfers to **EUROPE,**
Cuba,
the other West Indies,
Mexico and California.

Execute Orders for the Purchase and Sale of Investment Securities.

LEE, HIGGINSON & CO.,

Boston, Mass.

INVESTMENT SECURITIES.

FOREIGN EXCHANGE

DRAWN ON

Messrs. N. M. **ROTHSCHILD & SONS,**

AND

Messrs. **COUTTS & COMPANY,**
LONDON;

Messrs. **MORGAN, HARJES & COMPANY,**
PARIS;

Messrs. **M. M. WARBURG & COMPANY,**
HAMBURG.

Travelers' Letters of Credit
AVAILABLE IN ALL PARTS OF THE WORLD.

Members of New York, Boston and
Chicago Stock Exchanges.

THE MUTUAL LIFE

INSURANCE COMPANY OF NEW YORK,

RICHARD A. McCURDY, President,

Is the Largest Insurance Company in the World.

Abstract of Statement December 31, 1903.

Income for Year 1903	-	-	-	-	-	-	\$77,333,712 76
Paid to Policy-holders	-	-	-	-	-	-	32,727,780 01
Legal Reserves, etc.	-	-	-	-	-	-	339,826,818 00
Guarantee & Dividend Funds			-	-	-	-	61,994,843 66
Assets	-	-	-	-	-	-	401,821,661 66
*Insurance in Force	-	-	-	-	-	-	1,445,228,681 00
*Increase of Insurance	-	-	-	-	-	-	104,480,022 00
Annuities in Force	-	-	-	-	-	-	2,449,631 81
Increase of Annuities	-	-	-	-	-	-	286,228 50

* Insurance written, but not yet paid for, excluded.

ROBERT A. GRANNISS }
 WALTER R. GILLETTE } Vice-Presidents

ROBERT H. McCURDY	General Manager
ISAAC F. LLOYD	2d Vice-President
JOHN A. FONDA	3d Vice-President
FREDEBIC CROMWELL	Treasurer
EMORY McCLINTOCK	Actuary
WILLIAM J. EASTON	}	Secretaries
GRANVILLE M. WHITE		

New York City.

CHEMICAL NATIONAL BANK.

Statement at close of business June 9, 1904.

ASSETS.	
Loans and discounts.....	\$22,087,173 48
United States bonds.....	50,000 00
Other bonds and stocks.....	1,868,799 25
Banking-house and real estate.....	491,261 06
Due from banks.....	1,972,968 69
Exchanges for Clearing house, etc.....	1,944,376 36
Due from U. S. Treasurer.....	53,000 00
Cash on hand, viz.—	
Specie.....	\$5,676,084 39
Legal tender notes.....	1,836,340 00
	7,512,424 39
	\$35,980,003 23
LIABILITIES.	
Capital stock.....	\$300,000 00
Surplus fund.....	6,000,000 00
Undivided profits.....	1,564,210 88
State bank notes outstanding.....	10,849 00
Deposits, viz:—	
Individ'als, firms & corporations.....	\$21,163,727 54
Banks, bankers & trust compa's.....	6,941,215 81
	28,104,943 35
	\$35,980,003 23
OFFICERS:	
WM. H. PORTER, President.	JAS. L. PARSON, Asst. Cashier.
FRANCIS HALPIN, Cashier.	JOS. B. MARTINDALE, Asst. Cashier.

ORIGINAL CHARTER 1829

THE GALLATIN NATIONAL BANK OF THE CITY OF NEW YORK

Statement at close of business June 9, 1904.

RESOURCES.	
Loans and discounts.....	\$5,696,061 72
U. S. Bonds.....	1,074,000 00
Other stocks and bonds.....	1,628,289 01
Banking house.....	508,000 00
Due from banks.....	197,396 97
Exchanges for Clearing House.....	\$2,768,739 11
Cash.....	1,440,893 28
	4,209,632 39
	\$13,305,380 09
LIABILITIES.	
Capital.....	\$1,000,000 00
Surplus and profits.....	2,219,398 17
Circulation outstanding.....	986,567 50
Deposits.....	9,025,414 42
Bonds borrowed.....	74,000 00
	\$13,305,380 09
OFFICERS:	
AMUEL WOOLVERTON, Pres.	ALEXANDER H. STEVENS, Vice-Pres.
EO. E. LEWIS, Cashier.	H. T. MANSON, Asst. Cashier.
DIRECTORS:	
ADRIAN ISBLIN JR.	HENRY I. BARBEY,
THOMAS DENNY,	W. EMLIN ROOSEVELT,
FREDERIC W. STEVENS,	CHARLES A. PEABODY,
ALEXANDER H. STEVENS,	SAMUEL WOOLVERTON.

The Hanover National Bank

OF THE CITY OF NEW YORK.

Corner Nassau and Pine Streets.

P. O. Box 2500.

ESTABLISHED 1851.

STATEMENT OF CONDITION JUNE 9, 1904.

RESOURCES.		LIABILITIES.	
LOANS AND DISCOUNTS.....	\$46,426,200 89	CAPITAL STOCK PAID IN.....	\$3,000,000 00
UNITED STATES BONDS.....	3,276,712 20	SURPLUS.....	5,500,000 00
STOCKS, SECURITIES, ETC.....	2,432,094 34	UNDIVIDED PROFITS.....	1,205,849 11
BANKING HOUSE AND REAL ESTATE.....	5,068,551 73	NAT'L BANK NOTES OUTSTANDING.....	50,000 00
CASH AND OTHER ITEMS.....	33,495,971 79	DEPOSITS.....	73,441,681 84
	\$84,699,530 96	UNITED STATES BOND ACCOUNT.....	1,502,000 00
			\$84,699,530 96

OFFICERS:

JAS. T. WOODWARD, President.	ELMER E. WHITTAKER, Cashier.
JAS. M. DONALD, Vice-President.	WM. I. LIGHTHIPE, Ass't Cashier.
WM. HALLS Jr., Vice-President.	HENRY R. CARSE, Ass't Cashier.
WM. WOODWARD, Vice-President.	ALEXANDER D. CAMBELL, Asst. Cashier.

THE SEABOARD NATIONAL BANK

Of the City of New York.

Capital, - - - - - \$500,000
 Surplus and Profits (earned) 1,400,000

S. G. BAYNE, - - - -	President
S. G. NELSON, - - - -	Vice-President
C. C. THOMPSON, - - - -	Cashier
W. K. CLEVERLEY, - - - -	Assistant Cashier
J. H. DAVIS, - - - -	Assistant Cashier

Accounts of out-of-town Banks Especially Solicited.

CORRESPONDENCE INVITED.

New York City.

THE IRVING NATIONAL BANK,

IRVING BUILDING,
 CHAMBERS AND HUDSON STS.

Capital, Surplus and Profits,
 \$2,000,000.

OFFICERS:	
CHARLES H. FANCHER, President.	
CHARLES F. MATTLAGE, Vice-Pres.	
SAMUEL S. CONOVER, Vice-Pres.	
BENJ. F. WERNER, Cashier.	

Mercantile and personal accounts handled
 with dispatch and upon mutually
 satisfactory terms.

THE BANK OF NEW YORK,

NATIONAL BANKING ASSOCIATION
48 Wall Street.

Established 1784.
Chartered as National Bank 1865.

Capital, \$2,000,000. Surplus, \$2,587,000.

OFFICERS

HERBERT L. GRIGGS, PRESIDENT.

JOHN L. RIKER, VICE-PRES. GEORGE P. HALL, ASST. CASH.
CHARLES OLNEY, CASHIER. JOSEPH ANDREWS, ASST. CASH.

Commercial and Corporation Accounts Invited.
Attention of Officers Given to Individual Requirements
of Each Depositor.

Boston, Mass.

AMERICAN LOAN AND TRUST COMPANY

53 STATE STREET.

Statement of condition April 15, 1904.

ASSETS.

State of Massachusetts bonds at par.....	\$100,000 00
City of Boston bonds at par.....	300,000 00
Railroad and other bonds.....	1,446,530 92
Time loans.....	3,832,531 48
Demand loans.....	2,160,103 80
Cash in office and in banks.....	1,388,714 01

\$9,227,880 21

LIABILITIES.

Capital stock.....	\$1,000,000 00
Surplus from earnings.....	1,000,000 00
Undivided profits (net).....	592,500 73
Deposits.....	6,635,379 48

\$9,227,880 21

BOARD OF DIRECTORS:

C. F. ADAMS, 2d, F. LOTHROP AMES, HOBART AMES, EDWIN F. ATKINS, CHARLES S. BIRD, GEORGE W. BROWN ISAAC T. BURR,	SAMUEL CARR, GORDON DEXTER, EUGENE N. FOSS, ELMER P. HOWE, DAVID P. KIMBALL, N. W. JORDAN, JOHN LAWRENCE.	S. E. PEABODY, FRANCIS PEABODY JR., ALBERT A. POPE, N. W. RICH, ROYAL ROBBINS, P. L. SALTONSTALL, CHAS. W. WHITTIER.
---	---	--

OFFICERS:

N. W. JORDAN, President.	C. H. BOWEN, Secretary.
H. A. COFFIN, Treasurer.	G. W. AURYANSEN, Asst. Secretary.

THE NATIONAL PARK BANK OF NEW YORK

ORGANIZED 1856.

STATEMENT OF CONDITION AT CLOSE OF BUSINESS JUNE 9, 1904.

RESOURCES.

CASH AND DEMAND LOANS.....	\$50,936,978 80
LOANS AND DISCOUNTS.....	45,318,272 45
SECURITIES.....	5,850,220 83
BANKING HOUSE.....	2,024,215 12
DUE FROM U. S. TREASURER.....	347,000 00

\$104,476,687 20

LIABILITIES.

CAPITAL.....	\$3,000,000 00
SURPLUS AND UNDIVIDED PROFITS.....	7,090,189 54
CIRCULATION.....	2,877,500 00
BONDS, ACCOUNT U. S. DEPOSITS.....	992,000 00
DEPOSITS.....	90,516,997 66

\$104,476,687 20

OFFICERS:

RICHARD DELAFIELD, President.

STUYVESANT FISH, Vice-Pres.	GILBERT G. THORNE, Vice-Pres
JOHN C. McKEON, Vice-President.	JOHN C. VAN CLEAF, Vice-President.
EDWARD J. BALDWIN, Cashier.	
WILLIAM O. JONES, Asst. Cashier.	WILLIAM A. MAIN, Asst. Cashier.
FRED'K O. FOXCROFT, Asst. Cashier.	MAURICE H. EWER, Asst. Cashier.

DIRECTORS:

JOSEPH T. MOORE, STUYVESANT FISH, GEORGE S. HART, CHARLES SCRIBNER, EDWARD C. HOYT,	W. ROCKHILL POTTS, AUGUST BELMONT, RICHARD DELAFIELD, FRANCIS R. APPLETON, JOHN JACOB ASTOR, GEORGE S. HICKOK,	GEORGE FRED'K VIETOR, CORNELIUS VANDERBILT, ISAAC GUGGENHEIM, JOHN E. BORNE, LEWIS CASS LEDYARD, GILBERT G. THORNE
---	---	---

NATIONAL BANK OF COMMERCE

CAPITAL, \$25,000,000 00 **IN NEW YORK** SURPLUS, \$10,000,000 00

AT THE NORTHWEST CORNER OF NASSAU AND CEDAR STREETS.

REPORT AT CLOSE OF BUSINESS JUNE 9, 1904.

RESOURCES.

LOANS AND DISCOUNTS.....	\$162,878,359 80
REAL ESTATE.....	3,900,000 00
DUE FROM BANKS.....	5,231,184 11
EXCHANGES FOR CLEARING HOUSE.....	15,471,619 34
CASH.....	41,289,785 07
TOTAL.....	\$228,770,948 32

LIABILITIES.

CAPITAL STOCK.....	\$25,000,000 00
SURPLUS AND UNDIVIDED PROFITS.....	11,286,940 54
QUARTERLY DIV. PAYABLE 1st JULY, 1904.....	500,000 00
CIRCULATION.....	11,354,850 00
DEPOSITS.....	180,629,357 78
TOTAL.....	\$228,770,948 32

VALENTINE P. SNYDER, PRESIDENT.

VICE-PRESIDENTS:

RICHARD A. McCURDY,	JAMES H. HYDE,	THOMAS F. RYAN,	HENRY A. SMITH.
	WILLIAM C. DUVALL, CASHIER.		

ASSISTANT CASHIERS:

CHAS. L. ROBINSON,	NEILSON OLCOTT,	J. S. ALEXANDER,	OLIVER I. PILAT,	H. B. FONDA,	CLARENCE FOOTE.
--------------------	-----------------	------------------	------------------	--------------	-----------------

DIRECTORS:

James W. Alexander, George F. Baker, Charles T. Barney, E. J. Berwind, C. Ledyard Blair, John Claffin, Frederic Cromwell, H. C. Deming,	Chauncey M. Depew, John F. Dryden, James B. Duke, George J. Gould, Daniel Guggenheim, G. G. Haven, Joseph C. Hendrix, Thomas H. Hubbard,	James H. Hyde, Adrian Iselin Jr. Brayton Ives, James N. Jarvie, A. D. Juilliard, Otto H. Kahn, John S. Kennedy, Luther Kountze,	Daniel S. Lamont, Woodbury Langdon, Charles Lanier, Richard A. McCurdy, Wm. H. McIntyre, A. W. Mellon, David H. Moffat, J. Pierpont Morgan,	Levi P. Morton, Walter G. Oakman, F. P. Olcott, Alexander E. Orr, James H. Parker, Charles A. Peabody, Elihu Root, Charles H. Russell,	Thomas F. Ryan, Jacob H. Schiff, Valentine P. Snyder, Frederick Sturges, H. McK. Twombly, H. H. Vreeland, Harry Payne Whitney George W. Young.
--	---	--	--	---	---

ESTABLISHED 1853.

THE ORIENTAL BANK OF NEW YORK.

182 & 184 BROADWAY.

BRANCH: BOWERY AND GRAND STREET.

Capital, - - - - \$750,000 00
Surplus and Profits, - \$1,076,000 00

R. W. JONES JR., President.
NELSON G. AYRES, First Vice-President.
LUDWIG NISSEN, }
ERSKINE HEWITT, } Vice-Presidents.
CHAS. J. DAY, }
GEO. W. ADAMS, Cashier.
RICHARD B. ESTERBROOK, Asst. Cashier.

DIRECTORS

NELSON G. AYRES, Vice-President.
CHARLES K. BEEKMAN, Philbin, Beekman & Menken, Attorneys.
SAMUEL BETTLE, Chair. Advisory Freight Committee,
International Mercantile Marine Steamship Co
EUGENE BRITTON, Vice-Prest. Nat. City Bk., Brooklyn.
Treas. Broadway Savings Institution.
STEPHEN R. HALSEY, Capitalist.
ERSKINE HEWITT, Manufacturer, with Cooper Hewitt & Co.
B. W. JONES JR., President.
HUGH KELLY, Merchant, 71 Wall Street.
RICHARD B. KELLY, Vice-President Fifth National Bank.
CHARLES E. LEVY, Cotton Mer., 30 Broad St., of M. Levy & Sons,
New Orleans, La.
ALEXANDER McDONALD, Capitalist.
WILLIAM MCCARROLL, Vice-Prest. American Leather Co.
LUDWIG NISSEN, Importer of Diamonds.
ANDREW W. PRESTON, Prest. United Fruit Co., Boston & New York.
JOHN C. WHITNEY, Auditor New York Life Ins. Co.
W. D. PUTNEY, Lawyer, 170 Broadway.
ISADORE HERNSHEIM, Capitalist.

YOUR ACCOUNT IS RESPECTFULLY SOLICITED.

MERCHANTS' NATIONAL BANK

OF THE CITY OF NEW YORK,

42 Wall Street.

CAPITAL, \$2,000,000.
SURPLUS AND PROFITS, \$1,400,000.

FOUNDED, 1803.

OFFICERS:

Robert M. Gallaway, President.
Elbert A. Brinckerhoff, Vice-President.
Samuel S. Campbell, Cashier.
Albert S. Cox, Assistant Cashier.

DIRECTORS:

John A. Stewart, Chairman of Board,
U. S. Trust Co.
Elbert A. Brinckerhoff, Capitalist.
Chas. Stewart Smith, Merchant.
Gustav H. Schwab, Oelrichs & Co.
Donald Mackay, Vermilye & Co.
Robert M. Gallaway, President.
Charles D. Dickey, Brown Bros. & Co.
George Sherman, V.-P. Central Trust Co.
Edward Holbrook, Pres. Gorham Mfg. Co.
Oris K. Eldredge, Eldredge, Lewis & Co.
Joseph W. Harriman, Harriman & Co.

THE NATIONAL CITY BANK OF NEW YORK.

Report of Condition at Close of Business June 9, 1904.

RESOURCES.

LOANS AND DISCOUNTS.....	\$128,410,895 53
U. S. BONDS AND PREMIUMS	20,871,819 84
BONDS, SECURITIES, ETC.....	22,218,780 00
BANKING-HOUSE, FURNITURE AND FIXTURES.	200,000 00
GOLD AND LEGAL TENDERS.....	\$47,893,940 00
OTHER CASH ITEMS	22,131,935 20
	70,025,875 20
TOTAL.....	\$239,727,170 07

LIABILITIES.

CAPITAL STOCK.....	\$25,000,000 00
SURPLUS AND UNDIVIDED PROFITS (NET)	16,885,121 21
TAX RESERVE.....	200,000 00
DIVIDENDS UNPAID	1,408 00
NATIONAL BANK NOTES OUTSTANDING.....	3,358,000 00
DEPOSITS	184,156,142 86
U. S. BOND ACCOUNT	10,128,500 00
	TOTAL.....
	\$239,727,170 07

OFFICERS:

JAMES STILLMAN, PRESIDENT.

SAMUEL SLOAN, VICE-PRESIDENT.
A. G. LOOMIS, VICE-PRESIDENT.
G. S. WHITSON, VICE-PRESIDENT.
F. A. VANDERLIP, VICE-PRESIDENT.
WM. A. SIMONSON, VICE-PRESIDENT.
JOHN E. GARDIN, MANAGER FOREIGN EXCH. DEPT.

HORACE M. KILBORN, CASHIER.
W. H. TAPPAN, ASSISTANT CASHIER.
A. KAVANAGH, ASSISTANT CASHIER.
J. A. STILLMAN, ASSISTANT CASHIER.
S. E. ALBECK, ASSISTANT CASHIER.

Albany, N. Y.

THE NATIONAL COMMERCIAL BANK OF ALBANY.

Statement at the close of business June 9, 1904.

RESOURCES.

Loans and discounts.....	\$6,814,728 59
U. S. and other bonds.....	1,696,566 81
Real estate.....	339,517 67
Cash and reserve in banks.....	4,111,974 10
Due from other banks	3,364,596 31
	\$16,327,383 48

LIABILITIES.

Capital stock.....	500,000 00
Surplus and profits.....	1,160,807 37
Circulation.....	383,350 00
Deposits	14,283,226 11
	\$16,327,383 48

OFFICERS:

ROBERT C. PRUYN, President. EDWARD J. HUSSEY, Cashier.
GRANGE SARD, Vice-President. HUGH N. KIRKLAND, Asst. Cashier.
CHARLES H. SABIN, Vice-President. W. W. BATCHELDER, Auditor.

DESIGNATED DEPOSITARY OF THE UNITED STATES.
STATE OF NEW YORK AND CITY OF ALBANY.

Items on all New York State and New England points handled direct.

Buffalo, N. Y.

The Marine National Bank OF BUFFALO.

CHARTERED AS A STATE BANK AUGUST 1, 1850.
CHARTERED AS A NATIONAL BANK APRIL 1, 1902.

Statement of condition June 9, 1904.

RESOURCES.

Time loans.....	\$8,697,534 28
Call loans.....	2,881,291 07
Cash on hand and with banks.....	2,708,979 38
U. S. Government and other bonds.....	2,225,712 82
Banking house and lot.....	250,000 00
	Total.....
	\$16,783,517 55

LIABILITIES.

Capital stock.....	\$230,000 00
Surplus and undivided profits	1,856,915 24
Circulation	50,000 00
Deposits.....	14,626,602 31
	Total.....
	\$16,783,517 55

OFFICERS:

STEPHEN M. CLEMENT, President. JOHN H. LASCELLES, Cashier.
JOHN J. ALBRIGHT, Vice-President. HENRY J. AUER, Ass't Cashier.
CLIFFORD HUBBELL, Asst. Cashier.

Hartford, Conn.

ÆTNA NATIONAL BANK

CAPITAL,	\$525,000 00
SURPLUS AND PROFITS,	\$585,000 00
DEPOSITS,	\$3,000,000 00

OFFICERS:

A. SPENCER Jr., President.
 A. R. HILLYER, Vice-President.
 W. D. MORGAN, Cashier.

DIRECTORS:

Hon. MORGAN G. BULKELEY, JAMES B. CONE,
 APPLETON R. HILLYER, ALFRED SPENCER Jr.
 MORGAN B. BRAINARD, A. G. LOOMIS,
 W. R. C. CORSON.

THIS BANK OFFERS TO DEPOSITORS EVERY FACILITY WHICH THEIR
 BALANCES, BUSINESS AND RESPONSIBILITY WARRANT.

Special Attention Given to Hartford Collections.

Jersey City, N. J.

FIRST NATIONAL BANK

JERSEY CITY.

Statement at close of business June 30, 1904.

RESOURCES.

Loans and discounts	\$3,972,890 89
Due from banks and bankers	4,063,353 06
Real estate and securities	343,672 53
United States bonds	850,000 00
Cash and reserve	963,835 99
	<u>\$10,193,752 47</u>

LIABILITIES.

Capital	\$400,000 00
Surplus and undivided profits	1,053,750 11
Circulation	395,500 00
Deposits	8,344,502 36
	<u>\$10,193,752 47</u>

E. F. G. YOUNG, President. GEO. W. CONKLIN, Cashier.
 GEO. T. SMITH, Vice-President. JNO. W. OMBERSON, Asst. Cashier

UNITED STATES DEPOSITORY.

Newark, N. J.

National Newark Banking Co.

Oldest Bank in New Jersey; Just Completing a
 Century of Banking Business.

OPENED JULY 30, 1804.

Statement at close of business June 30, 1904.

RESOURCES.

Demand Loans	\$1,792,661 92
Time Loans	3,020,895 29
U. S. and Other Bonds	386,200 00
Cash, Reserve and Banks	1,879,495 88
Banking House	90,000 00
	<u>\$7,169,253 09</u>

LIABILITIES.

Capital Stock	\$1,000,000 00
Surplus Fund	1,000,000 00
Undivided Profits	409,946 58
Circulation	50,000 00
Dividend No. 201	30,000 00
Deposits:	
Individual	\$4,010,815 91
Banks	668,490 60
	<u>4,679,306 51</u>
	<u>\$7,169,253 09</u>

Special Attention Given to New Jersey Collections.

E. S. CAMPBELL, President.
 D. H. MERRITT, Vice-President,
 A. H. BALDWIN, Second Vice-President.
 H. W. TUNIS, Cashier.

Newark, N. J.

UNION NATIONAL BANK

OF NEWARK, N. J.

Report of Condition June 9, 1904.

RESOURCES.

Loans and discounts	\$8,250,625 12
Real estate	300,000 00
United States bonds	210,000 00
Other bonds and stocks	279,963 48
Due from banks	371,041 98
Cash and reserve	1,522,235 21
	<u>\$10,933,865 79</u>

LIABILITIES.

Capital stock	\$1,500,000 00
Surplus fund	1,500,000 00
Undivided profits	359,479 02
National bank notes outstanding	200,000 00
Deposits	6,986,836 36
Due to banks	387,550 41
	<u>\$10,933,865 79</u>

OFFICERS.

WILLIAM SCHEERER, President.
 LESLIE D. WARD, Vice-President.
 UZAL H. McCARTER, Vice-President.
 ARCHIBALD W. CONKLIN, Cashier.
 ALBERT HAEFELI, Asst. Cashier.
 ERWIN D. FARNSWORTH, Asst. Cashier.

Equipped to handle Accounts of Individuals, Merchants,
 Manufacturers, Corporations, Banks and Bankers.

Paterson, N. J.

FIRST NATIONAL BANK.

Statement at close of business June 9, 1904.

RESOURCES.

Time loans	\$1,544,455 07
Demand loans	428,610 16
United States bonds	502,000 00
Other bonds, etc.	323,979 72
	<u>\$2,799,044 95</u>
Real estate	337,939 72
Due from banks	\$417,795 98
Due from Treasurer United States	16,350 00
Cash and cash items	199,502 99
Premium on U. S. Bonds	17,500 00
	<u>\$3,788,133 64</u>

LIABILITIES.

Capital stock	\$500,000 00
Surplus and profit and loss	645,911 95
Circulation	327,000 00
Deposits	2,090,221 69
United States bond account	225,000 00
	<u>\$3,788,133 64</u>

OFFICERS:

EDWARD T. BELL, President. ROBERT J. NELDEN, Cashier.
 JOHN REYNOLDS, Vice-President. WHITFIELD W. SMITH, Asst. Cashier

DIRECTORS:

ALPHEUS S. ALLEN, JOSEPH W. CONGDON,
 DWIGHT ASHLEY, W. O. FAYERWEATHER,
 EDWARD T. BELL, W. B. GOURLEY,
 WILLIAM BARBOUR, LEOPOLD MEYER,
 HENRY B. CROSBY, JOHN REYNOLDS,
 J. W. CLEVELAND, A. W. ROGERS,
 ROBERT WILLIAMS.

Prompt Attention Given to Collections.

HENRY HALL, President.

Mobile, Ala.

THE FIRST NATIONAL
 BANK of Mobile—Capital,
 Surplus and Undivided Profits,
 \$850,000. Invites Collections.

ORGANIZED 1865.

CHAS. D. WILLOUGHBY, Cashier.
 E. H. SHAFFER, Asst. Cashier.

Philadelphia, Pa.

THE
FARMERS' AND MECHANICS'
NATIONAL BANK.

427 CHESTNUT STREET, PHILADELPHIA.

ORGANIZED 1807.

CAPITAL.....\$2,000,000
SURPLUS AND PROFITS..... 1,030,000
DIVIDENDS PAID.....12,187,000

HOWARD W. LEWIS, President.
HENRY B. BARTOW, Cashier.
JOHN MASON, Transfer Officer.
EUGENE H. AUSTIN, Assistant Cashier.

DIRECTORS:

HOWARD W. LEWIS, CLEMENT B. NEWBOLD, J. F. McFADDEN
CRAIG LIPPINCOTT, JOSEPH WHARTON, GEORGE C. THOMAS,
JOHN F. LEWIS, E. H. McCULLOUGH, RALPH F. CULLINAN,
HENRY C. STROUP, GEORGE L. FARNUM, G. C. PURVES.
C. S. W. PACKARD,

ACCOUNTS OF BANKS AND BANKERS CORPORATIONS
AND MERCANTILE FIRMS INVITED.

Philadelphia, Pa.

The Central National Bank.

ORGANIZED DECEMBER 14, 1864.

Statement at close of business, June 9, 1904.

RESOURCES.

Loans and investments..... \$7,744,401 98
Exchanges for clearing house..... 470,695 61
Due from banks and bankers..... 954,784 88
Cash and reserve..... 3,328,493 78

\$12,498,376 20

LIABILITIES.

Capital..... \$750,000 00
Surplus and undivided profits..... 2,420,775 90
Circulation..... 44,450 00
Deposits.... 9,283,150 30

\$12,498,376 20

THEO. KITCHEN, PRESIDENT.

T. L. DEBOW, CASHIER.

WILLIAM POST, ASST. CASHIER.

Accounts of banks, bankers, individuals, firms and corporations
invited on the most liberal terms consistent
with safe banking.

The Philadelphia National Bank

419-423 CHESTNUT STREET, PHILADELPHIA.

STATEMENT AT CLOSE OF BUSINESS JUNE 9, 1904.

RESOURCES.

LOANS AND DISCOUNTS.....\$22,416,781 76
DUE FROM BANKS..... 4,477,430 58
EXCHANGES FOR CLEARING HOUSE.... 2,055,803 68
CASH AND RESERVE..... 9,832,090 33
\$38,282,112 85

LIABILITIES.

CAPITAL STOCK..... \$1,500,000 00
SURPLUS AND NET PROFITS..... 2,425,934 54
CIRCULATION 1,037,400 00
DEPOSITS..... 33,318,777 81
\$38,282,112 85

OFFICERS:

N. PARKER SHORTRIDGE, President.
LINCOLN GODFREY and LEVI L. RUE, Vice-Presidents.
HORACE FORTESCUE, Assistant Cashier.

HARRY J. KESER, Cashier.
WM. SHERWOOD, Auditor.

DIRECTORS:

N. PARKER SHORTRIDGE, GEORGE WOOD, A. J. CASSATT,
J. LIVINGSTON ERRINGER, LAWRENCE JOHNSON, PERCIVAL ROBERTS JR.
RICHARD ASHHURST, ALFRED C. HARRISON, GEORGE H. McFADDEN,
LINCOLN GODFREY, LEVI L. RUE, EDW. T. STOTESBURY,
JOHN H. CONVERSE, GEORGE H. FRAZIER, JAMES F. HOPE.

Accounts of Banks, Bankers, Mercantile Firms and Corporations Respectfully Invited.

Philadelphia, Pa.

GIRARD TRUST COMPANY

Statement at close of business May 31, 1904.

ASSETS.

Cash on hand and in banks..... \$6,239,306 99
Collateral loans..... 15,353,356 37
Real estate 2,131,522 92
Investment securities..... 10,697,174 66
Overdrafts 200 70
Miscellaneous assets (ground rents)..... 12,300 00

\$34,433,861 64

LIABILITIES.

Capital stock..... \$2,500,000 00
Surplus..... 7,500,000 00
Undivided profits..... 1,305,820 81
Deposits..... 23,042,933 29
Miscellaneous liabilities..... 85,107 54

\$34,433,861 64

OFFICERS:

E. B. MORRIS, President.

W. N. ELY, 1st Vice-President. A. A. JACKSON, 2d Vice-President.
CHARLES J. RHODES, Treasurer. EDWARD S. PAGE, Secretary.
WM. E. AUMONT, Trust Officer. M. T. WRIGHT, Real Estate Officer.
GEO. TUCKER BISPHAM, Solicitor.

Acts as Executor, Administrator, Trustee, Assignee and Receiver.

FINANCIAL AGENT FOR INDIVIDUALS OR CORPORATIONS.

Acts as Trustee of Corporation Mortgages.

DEPOSITORY UNDER PLANS OF REORGANIZATION. REGISTRAR AND TRANSFER AGENT

Baltimore, MD.

MERCHANTS' NATIONAL BANK.

Statement at close of business June 9, 1904.

RESOURCES.

Loans..... \$7,282,461 49
U. S. bonds..... 500,000 00
Stocks and securities..... 970,087 76
Banking-house 444,839 46
Due from banks and reserve agents..... 2,982,849 30
Cash and exchange for Clearing House..... 1,136,947 92
\$13,317,186 93

LIABILITIES.

Capital stock..... \$1,500,000 00
Surplus and undivided profits..... 860,773 36
Circulation..... 50,000 00
Deposits..... 10,906,412 57
\$13,317,186 93

OFFICERS.

DOUGLAS H. THOMAS, President. WM. INGLE, Cashier.
J. CLEVELAND WANDS, Asst. Cash. J. C. FENHAGEN, Asst. Cash.

PROFITABLE BUSINESS SOLICITED.

Philadelphia, Pa.

FRANKLIN NATIONAL BANK

Statement at close of business June 9, 1904.

RESOURCES.

Loans and discounts.....	\$13,851,561 56
Due from banks	3,272,869 20
Cash and reserve.....	6,359,126 61
Exchanges for clearing house.....	892,571 75

\$24,376,129 12

LIABILITIES.

Capital	\$1,000,000 00
Surplus and net profits	1,569,903 50
Circulation	499,995 00
Deposits	21,306,230 62

\$24,376,129 12

OFFICERS:

J. R. McALLISTER, President. N. P. PASSMORE, Cashier.
CHARLES V. THACKARA, Assistant Cashier.

DIRECTORS:

JAMES W. ALEXANDER, WILLIAM H. JENKS,
WILLIAM H. BARNES, EDWARD B. SMITH,
SAMUEL T. BODINE, HENRY TATNALL,
JAMES C. BROOKS, LEVI C. WEIR,
JOHN H. CONVERSE, HENRY C. FRICK,
THOMAS DEWITT CUYLER, PAUL M. WARBURG,
JOSEPH G. DARLINGTON, H. R. WINTHROP,
GEORGE H. FRAZIER, JOHN F. DRYDEN,
WILLIAM F. HARRITY, J. R. McALLISTER,
FRANK K. HIPPLE, F. L. BAILEY,
JAMES H. HYDE, E. B. MORRIS.

Philadelphia, Pa.

CORNE EXCHANGE NATIONAL BANK

CHESTNUT STREET, CORNER SECOND.

Statement of condition June 9, 1904.

ASSETS.

Loans and investments	\$10,810,692 32
Due from banks.....	1,391,785 01
Cash and reserve.....	3,472,099 50
	\$15,674,576 83

LIABILITIES.

Capital.....	\$500,000 00
Surplus and profits, net	860,658 78
Circulation.....	493,150 00
Deposits.....	13,820,768 05
	\$15,674,576 83

BENJAMIN GITHENS, President. CHAS. S. CALWELL, Cashier.
WILLIAM W. SUPPLEE, Vice-Pres. M. N. WILLITS JR., Ass't Cashier.

DEPOSITORY OF THE UNITED STATES,
STATE OF PENNSYLVANIA AND CITY OF PHILADELPHIA.

Philadelphia, Pa.

The Girard National Bank.

CHARTERED 1832.

STATEMENT AT CLOSE OF BUSINESS JUNE 9, 1904.

RESOURCES.

LOANS AND INVESTMENTS	\$21,580,957 24
DUE FROM BANKS	3,249,078 16
EXCHANGES FOR CLEARING HOUSE.....	938,954 01
CASH AND RESERVE	6,459,744 80

TOTAL.....\$32,228,734 21

LIABILITIES.

CAPITAL STOCK	\$2,000,000 00
SURPLUS AND NET PROFITS.....	2,658,752 61
NATIONAL BANK NOTES OUTSTANDING	1,499,050 00
DEPOSITS	26,070,931 60

TOTAL.....\$32,228,734 21

OFFICERS:

FRANCIS B. REEVES, PRESIDENT. RICHARD L. AUSTIN, VICE-PRESIDENT.
THEO. E. WIEDERSHEIM, 2D VICE-PRESIDENT. JOSEPH WAYNE JR., CASHIER.

Accounts of Banks, Bankers, Corporations, Firms and Individuals Received.

CORRESPONDENCE SOLICITED.

Baltimore, Md.

FARMERS AND MERCHANTS NATIONAL BANK

OF BALTIMORE,

Temporary Location,

N. E. CORNER CHARLES AND SARATOGA STREETS.

CAPITAL, - - - - \$650,000
SURPLUS, - - - - 325,000
UNDIVIDED PROFITS, net, - 101,000

OFFICERS

CHAS. T. CRANE, President. CARTER G. OSBURN, Cashier.
WM. P. HARVEY, Vice Pres't. J. E. MARSHALL, Asst. Cashier.

EXCELLENT FACILITIES FOR COLLECTIONS.

Correspondence Invited.

Pittsburgh, Pa.

MELLON NATIONAL BANK

Statement at close of business June 9, 1904.

RESOURCES.

Loans	\$16,622,440 05
United States bonds.....	2,050,000 00
Cash and due from banks.....	5,645,113 94
Total	\$24,317,553 99

LIABILITIES.

Capital stock.....	\$2,000,000 00
Surplus and undivided profits.....	771,604 85
National bank notes outstanding.....	1,335,150 00
Deposits	19,879,223 36
U. S. bond account.....	200,000 00
Unearned discount.....	131,575 78
Total	\$24,317,553 99

OFFICERS

ANDREW W. MELLON, President.
RICHARD B. MELLON, Vice-Pres. A. C. KNOX, Vice-President,
WALTER S. MITCHELL, Cashier, B. W. LEWIS, Assistant Cashier,
A. W. McELDOWNNEY, Asst. Cashier H. S. ZIMMERMAN, Asst. Cashier

Norfolk, Va.

THE CITIZENS' BANK

OF NORFOLK, VA.

ORGANIZED 1867.

CAPITAL - - - - - \$300,000
 SURPLUS AND PROFITS - 250,000

OFFICERS:

W. W. MOSS, President.
 J. W. PERRY, 1st Vice-President.
 McD. L. WRENN, 2d Vice-President.
 TENCH F. TILGHMAN, Cashier.
 NORMAN BELL JR., Assistant Cashier.
 GEORGE J. TWOHY, Trust Officer.

INTEREST PAID ON TIME DEPOSITS BY SPECIAL CONTRACT.

BILLS OF EXCHANGE ISSUED ON ALL THE PRINCIPAL
 CITIES OF EUROPE.

CHARTER AUTHORIZES TRUST AND FIDUCIARY ACCOUNTS.

ALL PROFITABLE BUSINESS SOLICITED.

Atlanta, Ga.

ATLANTA NATIONAL BANK

Statement of condition (condensed) June 9, 1904.

RESOURCES.

Loans and discounts.....	\$3,285,730 58
U. S. Bonds.....	406,475 00
Other bonds and stocks.....	417,663 80
Real estate.....	75,600 00
Safe deposit vault and fixtures.....	31,064 45
Five per cent redemption fund.....	10,000 00
Cash and due from banks.....	1,222,565 57
	\$5,449,099 40

LIABILITIES.

Capital stock.....	\$500,000 00
Surplus and undivided profits (net).....	367,346 32
Circulation.....	200,000 00
Deposits.....	4,381,753 08
	\$5,449,099 40

OFFICERS:

C. E. CURRIER, President. H. R. BLOODWORTH, Cashier.
 HUGH T. INMAN, Vice-President. GEORGE R. DONOVAN, Asst. Cashier
 A. E. THORNTON, Vice-President. JAMES S. FLOYD, Asst. Cashier.

DIRECTORS:

C. E. CURRIER, A. E. THORNTON,
 H. T. INMAN, F. E. BLOCK, S. M. INMAN,
 A. R. SWANN, ALFRED AUSTELL.

CORRESPONDENCE SOLICITED.

IS A UNITED STATES DEPOSITARY.

Norfolk, Va.

THE NORFOLK NATIONAL BANK.

Statement of condition June 9, 1904.

RESOURCES.

Loans and discounts.....	\$1,775,845 93
U. S. bonds, par.....	666,000 00
Virginia bonds.....	34,040 00
Other bonds.....	288,300 00
Banking house, assessed value.....	25,000 00
Cash.....	\$202,667 96
Due from banks.....	792,301 41
	994,969 37

\$3,784,165 30

LIABILITIES.

Capital.....	\$400,000 00
Surplus and undivided profits.....	465,448 02
Circulation.....	50,000 00
Deposits.....	2,574,647 28
U. S. bond account.....	266,000 00
Virginia bond account.....	28,060 00
	\$3,784,165 30

CALDWELL HARDY, President. C. W. GRANDY, Vice-President.
 A. B. SCHWARZKOPF, Cashier. W. A. GODWIN, Asst. Cashier.

WITH WELL ESTABLISHED CONNECTIONS, THIS BANK HAS UNSURPASSED
 FACILITIES IN EVERY BRANCH OF LEGITIMATE BANKING.

ACCOUNTS OF BANKS AND BANKERS RECEIVED ON
 FAVORABLE TERMS.

Collections Made and Money Transferred to All Parts of the World

Macon, Ga.

THE EXCHANGE BANK.

OF MACON, GA.

Organized 1870.

Statement at the close of business June 13, 1904.

RESOURCES.

Loans and discounts.....	\$1,240,398 63
Demand loans.....	269,167 53
Overdrafts.....	23,534 84
Bonds, stocks, etc.....	155,978 72
Real estate account.....	63,815 92
Furniture and fixtures.....	4,875 00
Bank building.....	84,230 47
Cash and exchange.....	523,632 56
	\$2,366,633 67

\$2,366,633 67

LIABILITY.

Capital stock.....	\$500,000 00
Surplus.....	100,000 00
Earnings.....	30,858 08
Due depositors.....	1,406,895 91
Notes and bills re-discounted.....	297,879 68
Bills payable.....	30,000 00
	\$2,366,633 67

OFFICERS:

J. W. CABANISS, President.
 C. M. ORR, Cashier, W. H. BURDICK, Asst. Cashier.

Collections made on Macon without cost, and all points in
 Georgia at lowest rates. Remittances made for Collections in
 New York exchange on day of payment at reasonable rates.

The Fourth Street National Bank

OF PHILADELPHIA.

STATEMENT AT CLOSE OF BUSINESS JUNE 9, 1904.

RESOURCES.

LOANS AND DISCOUNTS.....	\$27,987,553 67
DUE FROM BANKS.....	4,409,956 96
EXCHANGES FOR CLEARING HOUSE... 1,054,133 51	
CASH AND RESERVE.....	9,083,713 63
	\$42,515,357 77

LIABILITIES.

CAPITAL STOCK.....	\$3,000,000 00
SURPLUS AND NET PROFITS.....	4,734,037 42
CIRCULATION.....	1,867,100 00
DEPOSITS.....	32,914,220 35
	\$42,515,357 77

R. H. RUSHTON, President.

FRANCIS L. POTTS, Vice-President.

B. M. FAIRES, 2d Vice-President.

E. F. SHANBACKER, Cashier.

W. Z. McLEAR, Assistant Cashier.

FRANK G. ROGERS, Manager Foreign Exchange.

ACCOUNTS OF BANKS AND BANKERS SOLICITED.

FOREIGN EXCHANGE BOUGHT AND SOLD.

EXCEPTIONAL COLLECTION FACILITIES

Birmingham, Ala.

THE FIRST NATIONAL BANK OF BIRMINGHAM, ALA.

Statement at close of business June 9, 1904.

RESOURCES.

Loans and discounts.....	\$3,647,782 17
Overdrafts.....	421 45
U. S. bonds and premiums	353,500 00
Other stocks and bonds.....	73,300 00
Real estate—old bank building.....	56,000 00
Cash and due from banks, etc.....	2,756,764 92
	\$6,897,768 54

LIABILITIES.

Capital Stock.....	\$500,000 00
Surplus and profits.....	233,212 29
Circulation.....	300,000 00
Deposits—	
Individual.....	\$5,173,566 69
Bank.....	640,989 56
United States.....	50,000 00
	5,864,556 25
	\$6,897,768 54

OFFICERS:

W. P. G. HARDING, President.

J. H. WOODWARD, Vice-President.

W. W. CRAWFORD, Cashier.

J. H. BARR, Vice-President.

A. R. FORSYTH, Asst. Cashier.

UNITED STATES DEPOSITARY.

DIRECT CONNECTIONS THROUGHOUT ALABAMA AND ADJOINING STATES.
COLLECTIONS A SPECIALTY.

Montgomery, Ala.

THE MERCHANTS' AND PLANTERS'- FARLEY NATIONAL BANK,

Statement at close of business June 9, 1904.

RESOURCES.

Loans and discounts.....	\$1,667,586 16
U. S. bonds and securities.....	397,968 42
Cash:	
In other banks.....	\$1,071,003 88
In vault.....	347,024 94
U. S. Treasurer.....	12,500 00
	1,430,528 82
	\$3,496,083 40

LIABILITIES.

Capital stock.....	\$500,000 00
Surplus and undivided profits.....	228,174 17
Circulating currency	250,000 00
Deposits.....	2,517,909 23
	\$3,496,083 40

JOSEPH L. HALL, President.

S. B. MARKS JR., Vice-President.

M. P. LEGRAND, Vice-President.

LOUIS B. FARLEY, Cashier.

HENRY T. BARTLETT, Asst. Cashier.

UNITED STATES DEPOSITARY.

Collections on Montgomery and on Alabama and other Southern points
especially solicited.

Nashville, Tenn.

THE AMERICAN NATIONAL BANK

<i>Comparative Statement</i>	<i>Nov. 25, 1902.</i>	<i>Mar. 25, 1904.</i>
Capital,	\$1,000,000 00	\$1,000,000 00
Shareholders' Liability, . .	1,000,000 00	1,000,000 00
Surplus and Undivided Profits,	50,000 00	140,000 00
Security to Depositors, . .	\$2,050,000 00	\$2,140,000 00

During the year 1903 we paid \$40,000 in dividends and added to surplus and undivided profits \$75,000.

This bank furnishes the greatest security to depositors of any bank in Tennessee. All accounts solicited.

OFFICERS:

W. W. BERRY, President.

A. H. ROBINSON, Vice-President.

N. P. LeSUEUR, Cashier.

DIRECTORS:

G. M. Neely, Leslie Cheek, Byrd Douglas, Overton Lea,
Robt. J. Lyles, Horatio Berry, Jno. B. Ransom, Norman Kirkman,
A. H. Robinson, Thos. L. Herbert, R. W. Turner, W. W. Berry,
N. P. LeSueur.

Birmingham, Ala.

THE ALABAMA NATIONAL BANK

BIRMINGHAM, ALA.

UNITED STATES DEPOSITARY.

Capital, \$200,000.

Surplus and Profits, \$50,000.

OFFICERS:

J. B. COBBS, President.

H. H. MAYBERRY, Vice-President.

W. A. PORTER, Cashier.

C. M. WILLIAMSON, Ass't Cashier.

This Bank offers depositors every facility which their balances,
business and responsibility warrant.

Special Facilities for making Birmingham Collections
and at other Alabama Points.

Mobile, Ala.

THE PEOPLE'S BANK

OF MOBILE, ALA.

CAPITAL, \$150,000. SURPLUS, \$150,000

UNDIVIDED PROFITS, OVER \$325,000

J. W. WHITING, President.

J. B. DAVIS, Vice-President.

JAS. W. LITTLE, Cashier.

B. W. PADGETT, Assistant Cashier

Special Rates and Facilities for Collections on Mobile and
all Southern Points.

WE REQUEST CORRESPONDENCE.

S. J. KEITH, President.

J. H. FALL, Vice-President.

J. T. HOWELL, Cashier.

W. C. DIBRELL, Vice President.

G W PYLE, Assistant Cashier.

THE FOURTH NATIONAL BANK

NASHVILLE TENN.

Capital paid in, - - \$600,000 00

Surplus and Profits, 450,000 00

Courtesy, Promptness and Fair Dealing make for success.
Success means Prosperity. The measure of a bank's pros-
perity is indicated by its Surplus and Profits account.

This Bank has larger Surplus and Profits than all other
banks in Nashville combined

New Orleans, La.

HIBERNIA BANK & TRUST CO.

Statement at close of business June 30, 1904.

RESOURCES.

Loans and discounts	\$7,247,462 48
Cash on hand and with other banks.....	5,051,034 02
Bonds and stocks.....	324,063 70
Bank building and other real estate.....	1,283,567 94
	<hr/>
	\$13,906,128 14

LIABILITIES.

Capital	\$1,000,000 00
Surplus and undivided profits	2,151,527 95
Semi-annual dividend, 10 per cent.....	100,000 00
Deposits	10,654,600 19
	<hr/>
	\$13,906,128 14

OFFICERS:

JNO. J. GANNON, President.	GEO. FERRIER, Asst. Cashier.
G. R. WESTFELDT, Vice-President.	P. L. GIRAULT, Asst. Cashier.
J. W. CASTLES, Vice-President.	L. M. POOL, Asst. Cashier.
CHAS. PALFREY, Cashier.	WYATT H. INGRAM Jr., Trust Officer.
S. CHALARON, Manager Foreign Exchange Department.	

Knoxville, Tenn.

City National Bank OF Knoxville

Statement of condition June 9, 1904.

RESOURCES.

Loans	\$1,465,816 22
United States bonds.....	300,000 00
Premiums on bonds.....	21,000 00
Overdrafts.....	2,440 74
Stocks and real estate owned.....	41,600 00
Furniture and fixtures.....	9,900 00
Cash:	
With reserve agents.....	\$385,544 62
With other banks.....	354,412 30
In our vaults.....	335,626 15
	<hr/>
	\$2,918,340 03

LIABILITIES.

Capital paid in.....	\$200,000 00
Surplus and profits, net.....	137,851 39
Currency outstanding.....	200,000 00
Deposits	2,378,488 64
	<hr/>
	\$2,918,340 03

WILLIAM S. SHIELDS, President.
J. P. HAYNES, Vice-President.
WM. T. MARFIELD, Cashier.
R. E. MOONEY, Asst. Cashier.

United States Depository.

WE WILL HANDLE YOUR TENNESSEE BUSINESS IN BULK.

Charleston, S. C.

THE PEOPLES NATIONAL BANK

OF CHARLESTON.

Capital, - - - \$300,000
 Surplus and Undivided Profits, 185,000

DEPOSITS:

February, 1899.....	\$818,000
February, 1900.....	1,109,000
February, 1901.....	1,240,000
February, 1902.....	1,505,000
February, 1903.....	2,004,000
February, 1904.....	2,037,000

R. G. RHETT, President.
E. H. SPARKMAN, Vice-President.
E. P. GRICE, Cashier.
J. B. CALDER, Assistant Cashier.

TRANSACTS A GENERAL BANKING BUSINESS.

Collections Handled at Best Rates.

Special Inducements given for out of town accounts.

Fort Worth, Texas.

Fort Worth National Bank

Report of condition June 9, 1904.

RESOURCES.

Loans and overdrafts.....	\$1,452,166 23
Banking house.....	100,000 00
United States bonds.....	200,000 00
Premium on United States bonds.....	6,500 00
Cash and exchange.....	1,132,047 56
	<hr/>
	\$2,890,713 79

LIABILITIES.

Capital stock.....	\$300,000 00
Surplus and profits.....	362,500 11
Circulation.....	200,000 00
Deposits	2,028,213 68
	<hr/>
	\$2,890,713 79

OFFICERS:

K. M. VAN ZANDT, President,	
R. L. ELLISON, Vice-President,	
N. HARDING, Cashier,	
L. C. HUTCHINS, Ass't Cashier.	

ALL PROFITABLE BUSINESS SOLICITED.

DALLAS, TEXAS.

THE AMERICAN NATIONAL BANK

OF THE CITY OF DALLAS, TEXAS.

Capital, \$200,000. Surplus, \$300,000.

U. S. DEPOSITORY.

J. B. WILSON,	PRESIDENT.
E. J. GANNON,	CASHIER.

Special Facilities for the Handling of Collections on Dallas and other Texas Points.

Your Account is Especially Solicited.

Houston, Texas.

SOUTH TEXAS NATIONAL BANK

OF HOUSTON, TEXAS.

Statement of condition June 9, 1904.

RESOURCES.

Loans and discounts.....	\$1,324,247 47
U. S. bonds and premiums.....	82,218 91
Stocks, securities, etc.....	39,406 52
Banking house, furniture and fixtures.....	73,355 46
Other real estate.....	32,535 87
Cash in vault and with other banks.....	857,317 44
	<hr/>
	\$2,409,081 67

LIABILITIES,

Capital stock.....	\$500,000 00
Surplus fund	100,000 00
Undivided profits—net.....	202,984 77
Circulation	62,510 00
Deposits	1,543,586 90
	<hr/>
	\$2,409,081 67

OFFICERS:

CHAS. DILLINGHAM, President.	H. BRASHBARR, 1st Vice-President.
O. T. HOLT, 2d Vice-President.	H. F. MACGREGOR, 3d Vice-Pres.
J. E. McASHAN, Cashier.	C. A. MCKINNEY Asst. Cashier.

ACCOUNTS SOLICITED.

Indianapolis, Ind.

THE MERCHANTS' NATIONAL BANK.

INDIANAPOLIS INDIANA.

Report of Condition June 9, 1904.

THE UNION
NATIONAL BANK
OF :: CLEVELAND :: OHIO

CAPITAL AND SURPLUS, \$2,300,000.00

President

E. H. BOURNE

Vice-Presidents

L. McBRIDE H. C. CHRISTY J. F. HARPER

Cashier

E. R. FANCHER

Assistant Cashiers

G. A. COULTON E. H. CADY W. E. WARD

RESOURCES.

Loans	\$2,939,907 75
United States bonds.....	380,000 00
City of Indianapolis, Marion and other county bonds.....	912,992 68
Bankinghouse.....	115,000 00
Cash Resources.	
U. S. bonds to secure deposits.....	\$530,000 00
Due from banks.....	1,932,209 09
Due from U. S. Treasury.....	11,000 00
Cash (Gold, \$276,120 00).....	708,415 44
	<u>3,181,624 53</u>

\$7,629,524 96

LIABILITIES.

Capital stock	\$1,000,000 00
Surplus fund and profits.....	486,525 41
National bank circulation.....	379,350 00
Deposits.....	5,123,649 53
United States Deposits.....	530,000 00
	<u>\$7,529,524 96</u>

OFFICERS:

O. N. FRENZEL, President. FRED FAHNLEY, 2d Vice-Pres.
J. P. FRENZEL, Vice-President. O. F. FRENZEL, Cashier.*We make a specialty of collections in this State and vicinity, and remit on day of payment at lowest rates.*

UNITED STATES DEPOSITORY.

ESTABLISHED 1864.

Commercial National Bank
of Chicago.

CONDITION AT CLOSE OF BUSINESS JUNE 9, 1904.

RESOURCES.

LOANS AND DISCOUNTS	\$18,985,865 75
OVERDRAFTS	26 89
REAL ESTATE.....	93,863 35
U. S. BONDS AT PAR.....	500,000 00
OTHER BONDS AND STOCKS.....	1,478,313 66
DUE FROM U. S. TREASURER	40,000 00
CASH AND DUE FROM OTHER BANKS.....	12,467,845 81
TOTAL	<u>\$33,565,515 06</u>

LIABILITIES.

CAPITAL STOCK PAID IN.....	\$2,000,000 00
SURPLUS FUND.....	1,000,000 00
UNDIVIDED PROFITS	682,344 58
NATIONAL BANK NOTES OUTSTANDING.....	500,000 00
DEPOSITS	29,383,170 48
TOTAL	<u>\$33,565,515 09</u>

OFFICERS.

JAMES H. ECKELS, President.
JOSEPH T. TALBERT, Vice-Pres. and Cashier.
D. VERNON, 2d Vice-President.
N. R. LOSCH, Assistant Cashier.
H. C. VERNON, Assistant Cashier.
G. B. SMITH, Assistant Cashier.
H. E. SMITH, Auditor.
M. KRELL, Manager Foreign Banking Department.

DIRECTORS.

FRANKLIN MAC VEAGH,
WM. J. CHALMERS,
ROBERT T. LINCOLN,
E. H. GARY,
PAUL MORTON,
DARIUS MILLER,
CHARLES F. SPALDING,
JOSEPH T. TALBERT,
JAMES H. ECKELS.

Letters of Credit Issued. Foreign Drafts and Specie Bought and Sold. Postal Remittances and Cable Transfers made to all parts of the world.

New York City.

THE GALLATIN NATIONAL
BANK OF THE CITY OF NEW
YORK, WITH A CAPITAL AND
SURPLUS OF \$3,220,000, TRANS-
ACTS THE BUSINESS OF MER-
CANTILE FIRMS, INDIVIDUALS,
BANKS AND CORPORATIONS.
CORRESPONDENCE INVITED.

Louisville, Ky.

NATIONAL BANK OF KENTUCKY
OF LOUISVILLE, KYORGANIZED { STATE, 1834
NATIONAL, 1900CAPITAL - \$1,645,000 00.
SURPLUS, - - - \$1,000,000 00.

OFFICERS:

OSCAR FENLEY, President. E. W. HAYS, Cashier
J. M. ATHERTON, Vice-President. D. W. GRAY, Assistant Cashier,
T. J. WOOD, Assistant Cashier.

DIRECTORS:

GEO. W. MORRIS, JOHN STITES,
JOHN M. ATHERTON, HOWARD M. GRISWOLD
C. C. MENGEL, HENRY W. BARRET,
W. W. HITE, S. ZORN,
JUDGE JOHN W. BARR, ALEX. P. HUMPHREY,
OSCAR FENLEY.

Grand Rapids, Mich.

The Old National Bank

OF GRAND RAPIDS, MICH.

Report of Condition June 9, 1904.

RESOURCES.

Loans and discounts.....	\$4,002,832 76
Real estate.....	6,505 09
Bank building and fixtures.....	170,000 00
Cash resources:	
Stocks, bonds and mortgages.....	\$181,965 77
Due from banks.....	767,298 86
U. S. Bonds.....	842,490 76
U. S. Treasurer.....	43,100 00
Cash.....	371,630 61
	2,206,486 00

\$6,385,823 85

LIABILITIES.

Capital stock.....	\$800,000 00
Surplus and undivided profits (net).....	445,327 15
Circulation.....	800,000 00
Deposits.....	4,340,496 70

\$6,385,823 85

OFFICERS:

J. M. BARNETT, President.
 WILLARD BARNHART, Vice-Pres. HARVEY J. HOLLISTER, Vice-Pres.
 CLAY H. HOLLISTER, Cashier. FRANK S. COLEMAN, Asst. Cashier.

DIRECTORS:

JAMES M. BARNETT, WILLARD BARNHART,
 JACOB CUMMER, JOS. H. MARTIN,
 W. R. SHELBY, E. G. STUDLEY,
 WM. JUDSON, L. H. WITHEY,
 H. J. HOLLISTER, GEO. C. PIERCE,
 J. C. HOLT, W. D. STEVENS,
 CLAY H. HOLLISTER, HENRY IDEMA.

Detroit, Mich.

STATE SAVINGS BANK.

Statement of condition June 9, 1904.

RESOURCES.

Loans and discounts.....	\$7,349,554 08
Bonds and mortgages.....	4,903,943 07
Overdrafts.....	4,873 68
Banking house and other real estate.....	445,288 86
Cash and exchange.....	3,278,774 90

\$15,982,434 59

LIABILITIES.

Capital stock.....	\$1,000,000 00
Surplus fund.....	750,000 00
Undivided profits.....	96,774 98
Savings deposits.....	\$6,249,698 49
Commercial deposits.....	5,501,997 72
Due to banks and bankers.....	2,383,963 40

\$14,135,659 61

\$15,982,484 59

OFFICERS:

GEO. H. RUSSELL, President. R. S. MASON, Cashier.
 R. W. GILBERT, Vice-President. AUSTIN E. WING, Assistant Cashier.
 H. C. POTTER JR., Vice-President. H. P. BORGMAN, Assistant Cashier.
 E. A. SUNDERLIN, Auditor.

CONDUCTS A GENERAL BANKING BUSINESS IN BOTH
 SAVINGS AND COMMERCIAL DEPARTMENTS, AND
 OFFERS ITS CUSTOMERS EVERY BANKING FACILITY.

3 per cent Interest Paid on Savings Deposits. 2 per cent Interest Paid
 upon the Daily Balances of State Banks and Bankers
 when Exceeding One Thousand Dollars.

THE CHICAGO NATIONAL BANK

No. 152 Monroe Street, Chicago.

STATEMENT AT CLOSE OF BUSINESS JUNE 9, 1904

RESOURCES.

LOANS AND DISCOUNTS.....	\$12,398,536 78
OVERDRAFTS.....	1,885 78
BONDS FOR CIRCULATION.....	50,000 00
OTHER BONDS ON HAND.....	2,350,019 24
BANKING HOUSE & SAFE DEPOSIT VAULTS.....	250,000 00
CASH ON HAND.....	\$4,818,111 08
CITY CHECKS.....	527,825 31
DUE FROM BANKS.....	3,591,719 86
DUE FROM U. S. TREASURER.....	51,000 00
	8,988,450 26
TOTAL.....	\$24,038,677 03

LIABILITIES.

CAPITAL STOCK PAID IN.....	\$1,000,000 00
SURPLUS FUND.....	1,000,000 00
UNDIVIDED PROFITS.....	431,204 32
NATIONAL BANK NOTES OUTSTANDING.....	49,350 00
INDIVIDUAL DEPOSITS.....	\$19,084,869 74
DUE BANKS.....	2,491,452 97
	21,556,122 71
TOTAL.....	\$24,038,677 03

This Bank is fully equipped to care for the accounts
 of Banks and Bankers. It respectfully solicits corres-
 pondence with those who contemplate making changes
 or opening new accounts.

DIRECTORS.

C. K. G. BILLINGS, J. R. WALSH,
 FRED. G. McNALLY, F. M. BLOUNT,
 WILLIAM BEST, JOHN M. SMYTH
 MAURICE ROSENFELD.

OFFICERS.

J. R. WALSH, PRESIDENT. T. M. JACKSON, CASHIER.
 F. M. BLOUNT, VICE-PRES. F. W. McLEAN, ASST. CASHIER.
 JOHN E. SHEA, ASST. CASH.

Milwaukee, Wis.

FIRST NATIONAL BANK.

STATEMENT AT CLOSE OF BUSINESS JUNE 9, 1904.

RESOURCES.

LOANS.....	\$12,044,125 15
U. S. BONDS.....	700,000 00
PREMIUM ON U. S. BONDS.....	35,000 00
INVESTMENT SECURITIES.....	607,178 89
REAL ESTATE.....	90,394 67
CASH AND DUE FROM BANKS.....	4,382,341 67
TOTAL.....	\$17,859,040 18

LIABILITIES.

CAPITAL.....	\$1,500,000 00
SURPLUS AND UNDIVIDED PROFITS.....	1,080,740 80
CIRCULATION.....	350,000 00
DEPOSITS.....	14,948,299 58
TOTAL.....	\$17,859,040 18

OFFICERS:

F. G. BIGELOW, President. WM. BIGELOW, Vice-President.
 FRANK J. KIPP, Cashier. T. E. CAMP, Assistant Cashier.

H. G. GOLL, Assistant Cashier.

DIRECTORS:

E. MARINER, WM. BIGELOW, F. G. BIGELOW,
 H. C. PAYNE, FRED. T. GOLL, F. VOGEL JR.,
 GEO. P. MILLER, C. F. PFISTER, J. H. VAN DYKE JR.

Cincinnati, Ohio.

The Fifth National Bank of Cincinnati

Statement at Close of business June 9, 1904

Columbus, Ohio.

The OHIO NATIONAL BANK of Columbus, can do anything in the banking line for you, and can do it as well as it ought to be done. Columbus is a reserve city; this bank therefore has extensive and direct connections throughout the State.

OHIO ITEMS A SPECIALTY

RESOURCES.	
Loans	\$3,767,168 48
U. S. bonds and premiums.....	451,050 70
Bonds and securities.....	512,803 56
Real estate and fixtures.....	30,747 86
Due from banks and U. S. Treasury.....	\$942,285 33
Cash	673,916 02
	<u>1,616,201 35</u>
	\$6,377,971 95

LIABILITIES.	
Capital stock.....	\$600,000 00
Surplus and profits	426,899 06
Circulation	338,500 00
Fund for new equipment ..	14,941 35
Deposits:	
Individual.....	\$2,529,861 86
Bank	2,332,769 68
U. S. deposits	135,000 00
	<u>4,997,631 54</u>
	\$6,377,971 95

Comparative Statement of Deposits.

OCTOBER 6, 1896	\$648,523 72
SEPTEMBER 20, 1898.....	\$1,376,581 34
SEPTEMBER 5, 1900	\$2,757,185 96
SEPTEMBER 15, 1902	\$3,628,669 54
SEPTEMBER 9, 1903.....	\$4,710,219 05
JUNE 9, 1904.....	<u>\$4,997,631 54</u>

CHARLES A. HINSCH, President. EDWARD SHIBER, Cashier.
 JAS. M. GLENN, Vice-President. MONTE J. GOBLE, Asst. Cashier.
 CHARLES H. SHIELDS, Asst. Cashier.

Chicago, Ill.

National Bank of the Republic

CONDITION AT CLOSE OF BUSINESS, JUNE 9, 1904.

RESOURCES.	LIABILITIES.
LOANS.....	CAPITAL STOCK PAID IN.....
UNITED STATES BONDS.....	SURPLUS AND PROFITS (NET).....
REAL ESTATE.....	CIRCULATION.....
FURNITURE AND FIXTURES.....	U. S. BOND ACCOUNT
CASH AND EXCHANGE.....	DEPOSITS.....
TOTAL.....	TOTAL.....

OFFICERS:

JOHN A. LYNCH, PRESIDENT.
 W. T. FENTON, VICE-PRESIDENT. R. M. MCKINNEY, CASHIER.
 R. L. CRAMPTON, ASSISTANT CASHIER. O. H. SWAN, ASSISTANT CASHIER.
 THOMAS JANSEN, ASSISTANT CASHIER.

Chicago, Ill.

The Continental National Bank
OF CHICAGO.

STATEMENT AT CLOSE OF BUSINESS JUNE 9, 1904.

RESOURCES.	LIABILITIES.
LOANS AND DISCOUNTS.....	CAPITAL STOCK PAID IN.....
STOCKS AND BONDS.....	SURPLUS FUND.....
U. S. BONDS TO SECURE CIRCULATION..	UNDIVIDED PROFITS.....
OVERDRAFTS.....	CIRCULATION.....
REAL ESTATE.....	DEPOSITS.....
DUE FROM BANKS AND U. S. TREASURER.....	
CASH.....	
Total.....	TOTAL.....

OFFICERS:

JOHN C. BLACK, President. BENJAMIN S. MAYER, Assistant Cashier.
 GEORGE M. REYNOLDS, Vice-President. W. G. SCHROEDER, Assistant Cashier.
 N. E. BARKER, Vice-President. HERMAN WALDECK, Assistant Cashier.
 IRA P. BOWEN, Assistant Cashier. JOHN MCCARTHY, Assistant Cashier.

A GENERAL FOREIGN EXCHANGE BUSINESS TRANSACTED.

Accounts of Banks, Corporations, Mercantile Firms and Individuals Received on Favorable Terms

Des Moines, Iowa.

Des Moines Savings Bank

Des Moines, Iowa.

Statement at close of business Apr. 30, 1904.

RESOURCES.	
Bills receivable.....	\$3,200,623 80
Banking house.....	95,661 48
Cash and Exchange.....	1,375,997 79
	<u>\$4,672,283 07</u>
LIABILITIES.	
Capital stock.....	\$500,000 00
Surplus and profits.....	106,884 08
Deposits.....	4,065,398 99
	<u>\$4,672,283 07</u>

CONDUCTS A GENERAL BANKING BUSINESS IN BOTH SAVINGS AND COMMERCIAL DEPARTMENTS, AND OFFERS ITS CUSTOMERS EVERY BANKING FACILITY.

BANK ACCOUNTS SOLICITED.

P. M. CASADY, President
SIMON CASADY, Vice-President.
HOMER A. MILLER, Cashier.
C. T. COLE JR., Assistant Cashier.

Chicago, Ill.

THE
National Live Stock Bank

OF CHICAGO.

Statement at close of business June 9, 1904.

ASSETS.	
Loans and discounts.....	\$5,609,386 11
Overdrafts.....	12 78
U. S. bonds.....	50,000 00
Other bonds.....	85,000 00
Cash and due from banks.....	4,527,388 53
	<u>\$10,271,787 42</u>
LIABILITIES.	
Capital stock.....	\$1,000,000 00
Surplus.....	750,000 00
Undivided profits.....	531,503 36
Circulation.....	49,100 00
Dividends unpaid.....	840 00
Deposits.....	7,940,344 06
	<u>\$10,271,787 42</u>

OFFICERS:

S. R. FLYNN, President. G. A. RYTHOR, Cashier.
G. F. EMERY, Asst. Cashier. W. F. DOGGETT, Asst. Cashier.

DIRECTORS:

JOHN A. SPOOR. JAMES H. ASHBY. ROSWELL Z. HERRICK
ARTHUR G. LEONARD. LEVI B. DOUD. S. R. FLYNN.
NELSON MORRIS. SAMUEL COZZENS.

Drovers Deposit National Bank,

UNION STOCK YARDS, CHICAGO

CONDITION AT THE CLOSE OF BUSINESS JUNE 9, 1904.

RESOURCES.		LIABILITIES.	
LOANS AND DISCOUNTS.....	\$3,167,385 38	CAPITAL STOCK PAID IN.....	\$800,000 00
OVERDRAFTS, SECURED AND UNSECURED.....	3,455 71	SURPLUS FUND.....	150,000 00
U. S. BONDS TO SECURE CIRCULATION.....	50,000 00	UNDIVIDED PROFITS.....	104,011 56
CASH AND DUE FROM BANKS.....	2,657,459 93	NATIONAL BANK NOTES OUTSTANDING.....	49,250 00
	<u>\$5,878,301 02</u>	RESERVED FOR TAXES.....	2,131 33
		DEPOSITS.....	4,972,908 13
			<u>\$5,878,301 02</u>

OFFICERS:

WILLIAM H. BRINTNALL, President. WILLIAM A. TILDEN, Cashier.
EDWARD TILDEN, Vice-President. GEO. M. BENEDICT, Asst. Cashier.

ACCOUNTS OF BANKS, CORPORATIONS, FIRMS AND INDIVIDUALS SOLICITED.

NATIONAL BANK OF NORTH AMERICA

Chicago.

THIS BANK OPENED FOR BUSINESS JUNE 16, 1902.

STATEMENT AT CLOSE OF BUSINESS, JUNE 30, 1904.

RESOURCES.		LIABILITIES.	
LOANS AND DISCOUNTS.....	\$9,402,316 92	CAPITAL STOCK.....	\$2,000,000 00
U. S. BONDS TO SECURE CIRCULATION.....	500,000 00	SURPLUS AND PROFITS.....	733,201 78
PREMIUMS ON BONDS.....	31,500 00	CIRCULATION.....	500,000 00
CASH AND DUE FROM BANKS.....	6,664,802 00	DEPOSITS.....	13,245,417 14
	<u>\$16,498,618 92</u>		<u>\$16,498,618 92</u>

OFFICERS:

ISAAC N. PERRY, President. JULIUS S. POMEROY, Cashier.
BERNARD A. ECKHART, Vice-President. FRANCIS V. PUTNAM, Ass't Cashier.
CHARLES O. AUSTIN, Vice-President.

DIRECTORS:

BERNARD A. ECKHART, BENJAMIN J. ROSENTHAL, ISAAC N. PERRY,
CALVIN DURAND, JOSIAH LITTLE, CHARLES O. AUSTIN,
ALBERT W. HARRIS, AYLMER K. PERRY, W. B. CONKEY,
EDWARD HINES, WARD W. WILLITS, GEORGE P. BENT,
LA VERNE W. NOYES, JAMES T. HARAHAH,

St. Louis, Mo.

THIRD NATIONAL BANK OF ST. LOUIS.

Statement at close of business, June 9, 1904.

RESOURCES.

Loans and discounts.....	\$14,822,063 79
U. S. bonds and premiums	2,389,393 75
Other stocks and bonds	1,268,855 73
Banking house and real estate.....	261,000 00
Cash and sight exchange.....	11,950,067 93
	<u>\$30,891,381 20</u>

LIABILITIES.

Capital stock.....	\$2,000,000 00
Surplus and undivided profits.....	1,759,319 10
Circulation	1,791,900 00
Deposits	25,140,162 10
	<u>\$30,891,381 20</u>

OFFICERS:

C. H. HUTTIG, President.	G. W. GALBREATH, Cashier
W. R. WELLS, Vice-President.	J. R. COOKE, Assistant Cashier.
D'A. P. COOKE, Assistant Cashier.	J. B. ARNOLD, Asst. Cashier.

THE

AMERICAN EXCHANGE BANK ST. LOUIS.

Report of Condition June 9, 1904.

RESOURCES.

Time Loans.....	\$2,362,980 59
Bonds and Real Estate.....	27,382 29
Bank Building.....	125,000 00
Cash in Banks.....	\$1,043,465 23
Cash in Vault.....	1,200,417 36
Demand Loans	2,587,650 00
	<u>4,835,532 59</u>
	<u>\$7,348,895 47</u>

LIABILITIES.

Capital Stock, Full Paid.....	\$500,000 00
Surplus and Undivided Profits.....	678,742 12
Deposits—Banks	\$1,681,060 85
Deposits—Individual	4,487,092 50
	<u>6,168,153 35</u>
	<u>\$7,348,895 47</u>

Accounts and Collections solicited on paying basis only.

OFFICERS:

WALKER HILL, President.	EPHRON CATLIN, Vice-President.
L. A. BATTAILE, Cashier.	EMISON CHANSLOR, Ass't Cashier.

St. Louis, Mo.

MISSISSIPPI VALLEY TRUST COMPANY

Report of condition March 28, 1904

RESOURCES

Loans and discounts.....	\$8,063,892 44
Bonds and stocks.....	10,398,621 27
Real estate.....	521,017,74
Due from banks and trust companies.....	2,971,978 02
Overdrafts	696 39
Safety deposit vaults	72,000 00
Cash and cash items	1,257,102 66
All other resources	11,113 31
	<u>\$23,296,421 83</u>

LIABILITIES

Capital stock.....	\$3,000,000 00
Surplus.....	3,500,000 00
Undivided profits.....	1,824,755 39
Deposits.....	14,793,786 64
All other liabilities.....	177,879 80
	<u>\$23,296,421 83</u>

OFFICERS

JULIUS S. WALSH, President	FREDERICK VIERLING, Trust Officer
BRECKINRIDGE JONES, V.-Pres. & Counsel	H. S. AMES, Asst. Trust Officer
JOHN D. DAVIS, Vice-Pres.	W. G. LACKEY, Asst. Trust Officer
SAMUEL R. HOFFMAN, V.-Pres.	W. DAVIENESS PITTMAN, Bond Officer
JAMES E. BROCK, Secretary	EUGENE H. BENOIST, Real Estate Officer
HUGH R. LYLE, Asst. Secretary	WM. McC. MARTIN, Safe Deposit Officer
HENRY C. IBBOTSON, Asst. Sec.	

DIRECTORS

JAMES E. BROCK	AUGUSTE B. EWING	CHAS. H. HUTTIG	J. RAMSEY JR.
MURRAY CABLETON	DAVID R. FRANCIS	BRECKINRIDGE JONES	MOSES RUMSEY
CHARLES CLARK	AUGUST GEHNER	WM. F. NOLKER	ROBT H. STOCKTON
JOHN D. DAVIS	GEO. H. GODDARD	WM. D. ORTHWEIN	JULIUS S. WALSH
H. I. DRUMMOND	S. E. HOFFMAN	H. CLAY PIERCE	ROLLA WELLS

St. Joseph, Mo.

JOHN S. LEMON, President.

MILTON TOOTLE JR., } Vice-Presidents.
GRAHAM G. LACY, } E. H. ZIMMERMAN, Cashier
W. A. EVANS, Asst. Cashier.

The Tootle-Lemon National Bank,

ST. JOSEPH, MO.

SUCCESSOR TO

TOOTLE, LEMON & CO., Bankers.

Statement at close of business June 9, 1904.

RESOURCES.

Loans and discounts.....	\$2,403,471 98
U. S. bonds.....	196,000 00
Premium on U. S. bonds.....	8,587 50
Furniture and fixtures	12,000 00
Government and municipal bonds. \$306,161 45	
Cash and sight exchange.....	1,679,590 15
U. S. Treasurer, redemption fund.....	9,350 00
	<u>\$4,815,181 08</u>

LIABILITIES.

Capital stock.....	\$200,000 00
Surplus and undivided profits.....	55,284 40
Circulation	155,000 00
Demand deposits.....	4,204,876 68
	<u>\$4,815,181 08</u>

Accounts of Banks, Bankers and Individuals Received upon Equitable Terms.

CORRESPONDENCE INVITED.

DIRECTORS:

JOHN S. LEMON,	GRAHAM G. LACY
MILTON TOOTLE Jr.,	W. T. VAN BRUNT
KATE M. TOOTLE.	

St. Joseph, Mo.

THE NATIONAL BANK OF ST. JOSEPH

UNITED STATES DEPOSITORY.

St. JOSEPH, Mo.

ESTABLISHED 1878.

ORGANIZED AS A NATIONAL BANK 1883.

Return at close of business June 9, 1904.

RESOURCES.

Loans and discounts.....	\$2,229,151 31
U. S. bonds and securities	273,700 00
Banking house.....	25,000 00
Cash and reserve.....	1,750,276 63
	<u>\$4,278,127 94</u>

LIABILITIES.

Capital stock paid in.....	\$100,000 00
Surplus and undivided profits.....	206,904 3
National bank notes outstanding.....	100,000 00
Deposits.....	3,871,223 60
	<u>\$4,278,127 9</u>

L. C. BURNES, President.

HUSTON WYETH, } Vice-Presidents.
JAS. N. BURNES, }

E. D. McALLISTER, Cashier.

More than usual facilities for Collections throughout Kansas, Nebraska, Iowa, and Northwest Missouri.

Minneapolis, Minn.

SECURITY BANK OF MINNESOTA

AT MINNEAPOLIS.

Statement at close of business June 9, 1904.

RESOURCES.

Loans and discounts.....	\$6,992,418 41
Overdrafts.....	33,140 92
U. S. and other bonds, stocks and securities.....	161,496 89
Bank building and other real estate.....	164,886 03
Cash and due from banks.....	2,453,752 23
	\$9,805,694 48

LIABILITIES.

Capital paid in.....	\$1,000,000 00
Surplus and undivided profits.....	399,705 57
Deposits.....	8,405,988 91
	\$9,805,694 48

Collections on the entire Northwest handled carefully, promptly and remitted for on date of payment, at lowest rates.

ACCOUNTS OF BANKS AND BANKERS RECEIVED ON FAVORABLE TERMS.

OFFICERS:

F. A. CHAMBERLAIN, President. PERRY HARRISON, Vice-President.
H. F. MEARKLE, Vice-President. T. F. HURLEY, Cashier.
FRED. SPAFFORD, Asst. Cashier.

Saint Paul, Minn.

THE MERCHANTS NATIONAL BANK

OF SAINT PAUL, MINN.

Statement at close of business June 9, 1904.

RESOURCES.

Loans and discounts.....	\$4,038,840 46
U. S. bonds, at par.....	700,000 00
Other bonds and stocks.....	121,743 50
Banking-house.....	190,000 00
Cash and due from banks.....	2,131,070 23
	\$7,181,654 19

LIABILITIES.

Capital stock.....	\$1,000,000 00
Surplus.....	275,000 00
Undivided profits.....	61,671 05
Circulation.....	420,000 00
Deposits.....	5,424,983 14
	\$7,181,654 19

OFFICERS:

KENNETH CLARK, President. GEO. H. PRINCE, Cashier.
C. H. BIGELOW, Vice-President. H. W. PARKER, Asst. Cashier.
H. VAN VLECK, Asst. Cashier.

DIRECTORS:

CRAWFORD LIVINGSTON, GEO. H. PRINCE, L. P. ORDWAY,
KENNETH CLARK, D. R. NOYES, F. B. KELLOGG,
J. H. SKINNER, E. N. SAUNDERS, C. H. BIGELOW,
LOUIS W. HILL, V. M. WATKINS.

UNITED STATES DEPOSITORY.

St. Louis, Mo.

MERCANTILE TRUST COMPANY.

STATEMENT AT THE CLOSE OF BUSINESS MARCH 28, 1904.

RESOURCES.

LOANS.....	\$13,304,719 51
BONDS AND STOCKS.....	3,388,432 67
OTHER ASSETS.....	15,091 15
REAL ESTATE (COMPANY'S OFFICE BUILDING).....	550,000 00
SAFETY DEPOSIT VAULTS.....	160,000 00
CASH IN VAULTS AND DEPOSITORIES.....	4,664,585 45
	\$22,082,828 78

LIABILITIES.

CAPITAL STOCK—FULL PAID.....	\$3,000,000 00
SURPLUS AND UNDIVIDED PROFITS.....	6,860,104 89
RESERVED FOR INTEREST.....	30,000 00
RESERVE FOR TAXES, 1904.....	60,000 00
OTHER LIABILITIES.....	33,404 53
DEPOSITS.....	12,099,319 36
	\$22,082,828 78

OFFICERS:

FESTUS J. WADE.....President.
CORWIN H. SPENCER, Vice-President. GEORGE W. WILSON, Vice-Pres. & Treasurer.
LORENZO E. ANDERSON, Vice-President. WILLIAM MAFFITT, Asst. Treasurer.
JOHN H. KRUSE, Asst. Treasurer.
VIRGIL M. HARRIS, Trust Officer. AMEDEE V. REYBURN, } Managers Safe Deposit Dept.
GEO. B. CUMMINGS, Asst. Trust Officer. H. vP. COOKE, }
WM. FOLEY, Manager Bond Department. GEO. SCHUCKHER, Manager Foreign Exchange Department.
MRS. R. GRAHAM FROST, Manager Woman's Department.

DIRECTORS:

Lorenzo E. Anderson, James Campbell, Henry Griesedieck Jr., William Maffitt, Joseph Spiegelhalter,
George Warren Brown, Gustav Cramer, R. C. Kerens, George D. Markham, John S. Sullivan,
James W. Bell, L. D. Dozier, W. J. Kinsella, Dan C. Nugent, Festus J. Wade,
Paul Brown, David Eiseman, Emerson McMillan, Harry Scullin, D. D. Walker,
James G. Butler, C. F. Gauss, C. H. McMillan, Corwin H. Spencer, George W. Willson.

Excellent facilities for Collections on all parts of the Country.

CAREFULLY SELECTED LIST OF INVESTMENT BONDS FURNISHED ON APPLICATION.

Minneapolis, Minn.

THE FIRST NATIONAL BANK

OF MINNEAPOLIS.

Statement of condition June 9, 1904.

ASSETS.

Loans and discounts.....	\$9,566,079 36
United States bonds, at par.....	1,050,500 00
Railroad and other bonds.....	216,080 00
Cash on hand and due from banks.....	3,013,059 12
	\$13,845,718 48

LIABILITIES.

Capital.....	\$2,000,000 00
Surplus.....	1,300,000 00
Undivided profits.....	117,143 77
Circulation.....	851,150 00
United States bond account.....	200,000 00
Deposits.....	9,377,424 71
	\$13,845,718 48

OFFICERS:

B. GILFILLAN, President. F. M. PRINCE, Vice-President.
C. T. JAFFRAY, Cashier. D. MACKERCHAR, Asst. Cashier.
ERNEST C. BROWN, Asst. Cashier.

UNITED STATES DEPOSITORY.

UNSURPASSED FACILITIES FOR NORTHWESTERN COLLECTIONS—ACCOUNTS INVITED.

Minneapolis, Minn.

ORGANIZED 1872.

Northwestern National Bank

OF MINNEAPOLIS, MINN.

Capital, - - \$1,000,000
Surplus, - - 600,000

OFFICERS.

WM. H. DUNWOODY, President. JOSEPH CHAPMAN JR., Cashier.
M. B. KOON, Vice-President. F. E. HOLTON, Asst. Cashier.
E. W. DECKER, Vice-President. CHAS. W. FARWELL, Asst. Cashier

DIRECTORS.

JAMES S. BELL, President Washburn Crosby Co. W. G. NORTHUP, President North Star Woolen Mill Co.
J. B. CARPENTER, President Carpenter-Lamb Co., Lumber. GEORGE W. PEAVEY, Peavey Elevator System.
JOSEPH CHAPMAN JR., Cashier. GEORGE W. PORTER, Capitalist.
E. C. COOKE, Secretary Minneapolis Trust Co. W. A. RAMSLEY, President Minnesota Linseed Oil Co., Ltd.
S. A. CULBERTSON, Capitalist. A. T. RAND, President Minneapolis Gas Light Co.
E. W. DECKER, Vice-President. JAMES W. RAYMOND, Ex-President.
WM. H. DUNWOODY, President. GEORGE W. VAN DUSEN, Van Dusen Elevator System.
L. S. GILLETTE, President Electric Steel Elevator Co. C. D. VELLIE, Vice-President Deere & Webber Co., Farm Machinery.
T. B. JANNEY, Pres. Janney, Semple, Hill & Co., Wholesale Hardware. O. C. WYMAN, Pres. Wyman, Partridge & Co., Wholesale Dry Goods.
M. B. KOON, Vice-President. HENRY L. LITTLE, Gen'l Mgr. Pillsbury-Washburn Flour Mills Co., Ltd. J. T. WYMAN, Smith & Wyman, Sash, Doors and Blinds.

An average of over 8 per cent annual dividends paid to stockholders since organization in 1872.

Dividends paid since organization, \$2,230,000 00.

Portland, Ore.

The First National Bank

OF PORTLAND, OREGON.

Statement at close of business June 9, 1904.

RESOURCES.

Loans and Discounts	\$3,597,164 91
U. S. Bonds, at par	1,300,000 00
Other bonds and securities	1,940,026 29
Bank premises	70,000 00
Due from Treasurer U. S.	\$25,000 00
Due from other banks	1,104,277 34
Due from reserve agents	1,039,542 72
Cash on hand	1,176,578 81
	<u>3,345,398 87</u>

\$10,252,690 07

LIABILITIES.

Capital stock	\$500,000 00
Surplus and undivided profits	943,363 44
Circulation	494,150 00
Deposits—individual and banks	\$7,523,287 25
Deposits—U. S.	791,789 38
	<u>8,315,076 63</u>

\$10,252,690 07

OFFICERS:

A. L. MILLS, President. J. W. NEWKIRK, Cashier.
W. C. ALVORD, Asst. Cashier. B. F. STEVENS, 2d Asst. Cashier.

DIRECTORS:

JACOB KAMM, A. L. MILLS.
JAMES F. FAILING, H. F. CONNER.
J. W. NEWKIRK.

UNITED STATES DEPOSITORY

Omaha, Neb.

Omaha National Bank

OF OMAHA, NEB.

Organized 1866.

Capital, - - - - - \$1,000,000
Surplus and Undivided Profits 173,000

OFFICERS:

J. H. MILLARD, President.
WM. WALLACE, Vice-President. CHAS. E. WAITE, Cashier.
C. F. MCGREW, Vice-President. FRANK BOYD, Asst. Cashier.

DIRECTORS:

J. H. Millard, N. W. Wells, Wm. Wallace,
Guy C. Barton, C. F. McGrew, I. W. Carpenter,
C. H. Brown, A. J. Simpson, W. M. Burgess.

Special Facilities for Handling Northwestern Collections.
Accounts Invited.

Denver, Col.

FIRST NATIONAL BANK.

STATEMENT AT CLOSE OF BUSINESS JUNE 9, 1904.

RESOURCES.

LOANS AND DISCOUNTS	\$5,937,723 02
U. S. BONDS, CIRCULATION AND DEPOSITS	1,400,000 00
STOCKS, BONDS AND SECURITIES	6,408,191 01
REAL ESTATE	106,231 74
DUE FROM BANKS	5,198,033 25
CASH ON HAND	3,285,041 56
	<u>\$22,335,220 58</u>

\$22,335,220 58

LIABILITIES.

CAPITAL STOCK	\$1,000,000 00
SURPLUS	1,052,922 74
CIRCULATION	1,000,000 00
DEPOSITS	19,282,297 84
	<u>\$22,335,220 58</u>

\$22,335,220 58

OFFICERS:

D. H. MOFFAT, President. F. G. MOFFAT, Cashier.
W. S. CHEESMAN, Vice-President. W. C. THOMAS, Assistant Cashier.
THOMAS KEELY, Vice-President. C. S. HAUGHWOUT, Assistant Cashier.

DIRECTORS

D. H. MOFFAT, W. S. CHEESMAN, L. H. EICHOLTZ,
J. A. McCLURG, C. S. HAUGHWOUT, THOMAS KEELY,
W. C. THOMAS, JAMES H. HYDE, New York, GEORGE F. BAKER, New York.
F. G. MOFFAT,

WE FURNISH BROWN BROTHERS & COMPANY, NEW YORK. FOREIGN LETTERS OF CREDIT.

New York City.

THE IRVING NATIONAL
BANK—Capital, Surplus and
Profits, \$2,000,000 — invites
Business and Personal Ac-
counts

Salt Lake City, Utah.

Walker Brothers Bankers.

ESTABLISHED 1859. INCORPORATED 1903.

Statement at close of business June 9, 1904.

RESOURCES.

Loans and Discounts	\$748,866 37
Stocks and Securities	131,577 31
Furniture, Fixtures and Vaults	14,075 00
U. S. Bonds	\$100,000 00
RR. Bonds	150,000 00
Due from banks	254,040 14
Cash on hand	228,181 49
	<u>732,221 63</u>

\$1,626,740 31

LIABILITIES.

Capital	\$200,000 00
Undivided profits	40,438 96
Clearing House	16,078 40
Deposits	1,370,222 95
	<u>\$1,626,740 31</u>

DEPOSITS JANUARY 1, 1903, \$1,006,605 75.
DEPOSITS SEPTEMBER 9, 1903, \$1,246,758 60.
DEPOSITS JUNE 9, 1904, \$1,370,222 95.

Correspondence and personal interviews invited with those con-
templating making changes or opening new accounts.

M. H. WALKER, President.

THOMAS WEIR, Vice President. E. O. HOWARD, A st. Cashier.
L. H. FARNSWORTH, Cashier. JOHN H. WALKER, Asst. Cashier.

BANK AND TRUST COMPANY STOCKS

NEW YORK AND BROOKLYN,

BOUGHT AND SOLD.

CLINTON GILBERT,

2 WALL STREET, NEW YORK.

THE FINANCIAL REVIEW,

ANNUAL.

1904 ISSUE.

A Year Book of Financial Information, 284 Pages.

CONTENTS:

RETROSPECT OF THE YEAR 1903.
 LISTINGS OF NEW SECURITIES.
 BANK CLEARINGS AND SPECULATION.
 BUSINESS FAILURES IN UNITED STATES.
 BANKING, FINANCE AND CURRENCY.
 CROPS AND OTHER CHIEF PRODUCTIONS.
 GOLD AND SILVER PRODUCTION.

BRITISH TRADE AND FINANCES IN 1903
 COUNTRY'S TRADE AND COMMERCE.
 PRICES OF FOREIGN EXCHANGE.
 UNITED STATES DEBT AND SECURITIES.
 PRICES OF STATE SECURITIES.
 RAILROADS AND THEIR SECURITIES.
 RAILWAY & INDUSTRIAL SECTION (Jan. issue).

Bound in Cloth, \$2 00.

WILLIAM B. DANA COMPANY, PUBLISHERS,
 PINE STREET, CORNER PEARL STREET, NEW YORK

Copies may be had in Chicago from P. BARTLETT, 513 Monadnock Building, or in London from
 EDWARDS & SMITH, 1 Drapers' Gardens.

E. H. ROLLINS & SONS,

BANKERS

MUNICIPAL AND CORPORATION BONDS,

19 MILK STREET BOSTON.

CHICAGO.

DENVER.

SAN FRANCISCO.

N. W. HARRIS & CO.,

BANKERS,

PINE STREET COR. WILLIAM,

CHICAGO.

NEW YORK.

BOSTON.

Deal Exclusively in Municipal, Rail-
road and other Bonds adapted for
trust funds and savings.

*ISSUE TRAVELERS' LETTERS OF CREDIT
AVAILABLE IN ALL PARTS OF THE WORLD.*

QUOTATIONS FURNISHED FOR PURCHASE, SALE OR EXCHANGE.

A. A. LISMAN & CO.,

TELEPHONES 5950, 5951, 5952 BROAD.

CABLE ADDRESS, ALISMAN.

NO. 23 BROAD STREET, NEW YORK,

Offer Safe Underlying Industrial and Traction Bonds, which have paid
Interest charges for ten years or more, to pay from 5 to 6 per cent.

We assist in revising the CHRONICLE quotations for Traction Securities, and will promptly answer any inquiry in regard to same.

F. J. LISMAN & CO.,

Investment Securities.

MEMBERS NEW YORK STOCK EXCHANGE.

No. 30 Broad Street, New York.

Safe Steam Railroad Securities,
Paying from four to five per cent, constantly on hand.
Detailed description on application.

We make a specialty of dealing in current and uncurrent Steam Railroad Bonds and Stocks, and revise the CHRONICLE Quotations for this class of securities, and will promptly answer any inquiries in regard to same.

TELEPHON
2794, 2795 BROAD.

HARTFIELD AND LIEBER CODES.

CABLE ADDRESS:
FARBRANG NEW YORK

The Farmers' Loan & Trust Co.

CHARTERED 1822.

NOS. 16, 18, 20 AND 22 WILLIAM STREET,
NEW YORK.

CAPITAL, - - - \$1,000,000 00
UNDIVIDED PROFITS, 7,000,000 00

The Company is a legal depository for moneys paid into Court, and is authorized to act as Executor, Administrator, Trustee, Guardian, Receiver, and in all other Fiduciary capacities.

Acts as Trustee under Mortgages made by Railroad and other Corporations, and as Transfer Agent and Registrar of Stocks and Bonds.

Receives deposits upon Certificates of Deposit, or subject to check, and allows interest on daily balances.

Manages Real Estate and lends money on bond and mortgage.

Acts as Agent for the transaction of any approved financial business.

EDWIN S. MARSTON, President.

THOS. J. BARNETT, 2d Vice-President.

SAMUEL SLOAN Jr., Secretary.

AUGUSTUS V. HEELY, Asst. Secretary.

WILLIAM B. CARDOZO, Asst. Secretary.

CORNELIUS R. AGNEW, Asst. Secretary.

BOARD OF DIRECTORS:

SAMUEL SLOAN,
WILLIAM WALDORF ASTOR,
D. O. MILLS,
ROBERT F. BALLANTINE,
FRANKLIN D. LOCKE,
GEORGE F. BAKER,
A. G. AGNEW,
CHARLES A. PEABODY,
HUGH D. AUCHINCLOSS,

JAMES STILLMAN,
HENRY A. C. TAYLOR,
D. H. KING JR.,
ROBERT C. BOYD,
E. R. HOLDEN,
WILLIAM ROWLAND,
EDWARD R. BACON,
HENRY H. ROGERS,
EDWIN S. MARSTON,

MOSES TAYLOR PYNE,
S. S. PALMER,
CLEVELAND H. DODGE,
JOHN L. RIKER,
DANIEL S. LAMONT,
HENRY HENTZ,
H. VAN RENSSELAER KENNEDY
ARCHIBALD D. RUSSELL,
P. A. VALENTINE.

BANK AND QUOTATION

SECTION

OF THE

COMMERCIAL & FINANCIAL CHRONICLE.

Entered according to Act of Congress in the year 1904 by WILLIAM B. DANA COMPANY, in Office of Librarian of Congress, Washington, D. C.

VOL. 79.

NEW YORK, AUGUST 6, 1904.

NO. 2041.

INDEX

TO STATEMENTS OF BANKS AND TRUST COMPANIES.

ALBANY, N. Y.	PAGE.	MINNEAPOLIS, MINN.	PAGE.
National Commercial Bank.....	530	First Nat. Bk. of Minneap....	542
		Northwestern National Bk....	542
		Security Bank of Minnesota....	542
ATLANTA, GA.			
Atlanta National Bank.....	534	MOBILE, ALA.	
BALTIMORE, MD.			
Farmers & Merch. Nat. Bk..	533	Peoples Bank.....	535
Merchants' National Bank..	532	The First Nat. Bk. of Mobile	531
BIRMINGHAM, ALA.			
Alabama National Bank.....	535	MONTGOMERY, ALA.	
First National Bank.....	535	Mer. & Plant.-Farley Nat. Bk.	535
BOSTON, MASS.			
American Loan & Trust Co..	529	NASHVILLE, TENN.	
AMERICAN NATIONAL BANK..... 535			
FOURTH NATIONAL BANK..... 535			
BUFFALO, N. Y.			
Marine National Bank.....	530	NEWARK, N. J.	
NAT'L NEWARK BANKING CO.... 531			
UNION NATIONAL BANK..... 531			
CHARLESTON, S. C.			
Peoples National Bank.....	536	NEW ORLEANS, LA.	
HIBERNIA BANK & TRUST CO.. 536			
CHICAGO, ILL.			
Chicago National Bank.....	538	NEW YORK, N. Y.	
Commercial Nat. Bk. of Chic.	537	Bank of New York, N. B. A..	529
Continental National Bank..	539	Chemical National Bank....	528
Drovers Deposit Nat. Bank..	540	Farmers' Loan & Trust Co..	546
Equitable Trust Co.....	591	Gallatin National Bank.....	528
Nat. Bk. of North America..	540	Hanover National Bank.....	528
Nat. Bank of the Republic..	539	Irving National Bank.....	528
National Live Stock Bank..	540	Merchants' National Bank..	530
Northern Trust Co. Bank...	591	Nat'l Bank of Commerce....	529
CINCINNATI, OHIO.			
Fifth National Bank.....	539	National City Bank of N.Y..	530
CLEVELAND, OHIO.			
Union National Bank.....	537	National Park Bank.....	529
COLUMBUS, OHIO.			
Ohio National Bank.....	539	Oriental Bank.....	530
DALLAS, TEXAS.			
American National Bank....	536	Seaboard National Bank....	528
DENVER, COL.			
First National Bank.....	543	NORFOLK, VA.	
CITIZENS BANK..... 534			
NORFOLK NATIONAL BANK..... 534			
DES MOINES, IOWA.			
Des Moines Savings Bank...	540	OMAHA, NEB.	
OMAHA NATIONAL BANK..... 543			
DETROIT, MICH.			
State Savings Bank.....	538	PATERSON, N. J.	
FIRST NATIONAL BANK..... 531			
FORT WORTH, TEX.			
Fort Worth National Bank ..	536	PHILADELPHIA, PA.	
CENTRAL NATIONAL BANK..... 532			
CORN EXCHANGE NAT. BANK... 533			
FARMERS' & MECH. NAT. BK.. 532			
FOURTH STREET NATIONAL BK. 534			
FRANKLIN NATIONAL BANK.... 533			
GIRARD NATIONAL BANK..... 533			
GIRARD TRUST COMPANY..... 532			
PHILADELPHIA NATIONAL BK.. 532			
GRAND RAPIDS, MICH.			
Old National Bank.....	538	PITTSBURGH, PA.	
MELLON NATIONAL BANK..... 533			
HARTFORD, CONN.			
Stna National Bank.....	531	PORTLAND, ORE.	
FIRST NAT. BANK..... 543			
HOUSTON, TEX.			
South Texas National Bank.	536	ST. JOSEPH, MO.	
NATIONAL BANK OF ST. JOSEPH. 541			
TOOTLE-LEMON NATIONAL BK.. 541			
INDIANAPOLIS, IND.			
Merchants' National Bank...	537	ST. LOUIS, MO.	
AMERICAN EXCHANGE BANK... 541			
MERCANTILE TRUST CO..... 542			
MISSISSIPPI VALLEY TRUST CO. 541			
THIRD NAT. BANK OF ST. LOUIS. 541			
JERSEY CITY, N. J.			
First National Bank.....	531	ST. PAUL, MINN.	
MERCHANTS' NATIONAL BANK.. 542			
KNOXVILLE, TENN.			
City National Bank.....	536	SALT LAKE CITY, UTAH.	
WALKER BROTHERS..... 543			
LOUISVILLE, KY.			
National Bank of Kentucky.	537		
MACON, GA.			
Exchange Bank.....	534		
MILWAUKEE, WIS.			
First National Bank.....	538		

WILLIAM B. DANA COMPANY, PUBLISHERS,

PINE ST., CORNER OF PEARL ST. NEW YORK.

REVIEW OF JULY.

The distinguishing features of July were (1) the nomination by the Democratic Party in National Convention of a candidate for President under circumstances which preclude the question of monetary standards from becoming an issue in the campaign; (2) the development of two large labor difficulties, namely the strike of the employees of the beef-packing establishments at Chicago and other leading points, and the walk-out of the cotton operatives at Fall River, owing to a proposed reduction in wages; and (3) acts on the part of Russia in the Russo-Japanese war which threatened international complications.

In the crop situation, which at this season of the year is a matter of prime importance, advices regarding the wheat crop were rather unfavorable. Rains and floods did considerable damage, resulting in a material reduction of the estimates of aggregate yield. On the other hand, the promise concerning the corn crop, and not less so concerning the cotton crop, continued in the highest degree encouraging. The Agricultural Bureau at Washington reported the average condition of the cotton crop July 25th 91.6, or better even than on June 25, when the average was 88.0, and comparing with only 79.7 July 25th last year and 81.9 in 1902. The present year's average is in fact the highest since 1894. The price of spot cotton in this market did not fluctuate widely, the low point being 10.60 cents July 5 and the high point 11.25 cents July 14, with the close July 30 10.70 cents. The price of print cloths at Fall River was reduced July 6th from 3½ cents per yard to 3 cents, which latter figure continued to rule the rest of the month. With reference to the strike of the cotton operatives at Fall River, this grew out of the action of the Cotton Manufacturers' Association in posting notices at the mills on Thursday, July 14, announcing that on July 25 wages would be reduced 12½ per cent. Owing to the difficulties under which the mills labored in earning a profit in existing conditions, it was hoped the employees would acquiesce in the cut, but this proved not to be the case, and when the date for the reduction to go into effect came around the operatives refused to return to work.

The strike at the beef-packing plants was the result of a disagreement chiefly over the wages of unskilled labor. It began July 12, and Chicago, Kansas City, Omaha and St. Joseph were the points chiefly involved, through about 3,500 men were also ordered out in this city. The strike did not ex-

tend to the independent meat firms, but was directed against the concerns embraced in the so-called beef trust. On July 20 an agreement was reached by which the men were to return to work on July 22d, all questions at issue to be referred to arbitrators and as many of the old men to be taken back (at old wages pending decision by arbitrators) as possible. The strike was immediately renewed, however, the leaders being dissatisfied with the slow way the men were reinstated. The strike was subsequently extended to the allied trades, thus involving all the union employees directly or indirectly connected with the packing establishments. The strike in this city had not been renewed by the end of the month. The packers were successful in getting a good many men to take the places of the strikers.

In the Colorado mining troubles, Governor Peabody found it possible to withdraw all the military from the Cripple Creek District on July 26, the order going into effect at 6 o'clock P. M. of that day. This left not a member of the National Guard in active service—a condition, according to the Governor's statement, which has not previously prevailed since the 4th of September 1903.

The troubles in connection with the Russo-Japanese war arose out of the action of the Russian Government in sending vessels forming part of its volunteer fleet through the Dardanelles as merchant ships and then commissioning them as men-of-war for the purpose of searching neutral ships for contraband of war. A number of ships were seized as a result of these searches, but the seizure which caused the greatest apprehension was that of the steamer Malacca. The Malacca was carrying a cargo of war materials destined for British storehouses at Hong Kong, and its seizure in the Red Sea created a stir in Great Britain such as has no other event in recent years. The price of consols experienced a sharp drop, our foreign exchange market advanced, and all the financial centers gave evidences of deep alarm. A demand for the immediate release of the captured vessel was made by the British Government, with which Russia was forced to comply. The release of the Malacca tended to allay excitement and to relieve apprehensions, but later the action of the Vladivostock squadron in sinking the Knight Commander threatened to produce new complications; as to this, however, the Russian Government also gave satisfactory assurances. On the field of battle the Russians suffered many reverses. On the 28th the Russian Minister of the Interior, de Plehve, was assassinated.

An event of the month was the decision by Judge Bradford in the United States District Court for the District of New Jersey in continuing the temporary injunction granted upon the petition of E. H. Harriman and Winslow S. Pierce to restrain the Northern Securities Co. from carrying out its proposed plan for the distribution of its assets.

The Stock Exchange displayed much strength and a revival of activity the greater part of the month. On July 6 the share sales reached 810,191 shares, being the largest day's business since the previous March. There were several other days during the month when the transactions exceeded 800,000 shares. The action of Judge Parker in declaring that he regarded the gold standard as "firmly and irrevocably established" and the action of the Democratic Convention in accepting him as a candidate upon this declaration was favorably regarded. The splendid outlook for the corn and cotton crops also played an important part in advancing prices. Later in the month, owing to the strikes already referred to and the apprehensions caused by the Russian seizures, the volume of business on the Stock Exchange fell off and there was also some recession in prices.

Month of July—	1904.	1903.	1902.	1901.
Stock sales—				
Number of shares....	12,462,394	11,903,759	16,352,231	16,024,668
Par value.....	\$1,187,679,700	\$1,879,427,900	\$1,557,687,875	\$1,577,408,450
Bond sales (par value)—				
Railroad & misc. bds..	\$62,859,700	\$53,690,400	\$71,358,900	\$48,505,850
Government bonds..	82,180	122,600	96,000	90,500
State bonds.....	1,355,500	9,000	39,000	65,500
Total bond sales..	\$64,247,380	\$58,822,000	\$71,493,900	\$48,661,850
Jan. 1 to July 31—				
Stock sales—				
Number of shares....	63,421,676	97,079,690	104,010,670	192,080,414
Par value.....	\$5,883,155,525	\$9,082,606,600	\$9,819,120,600	\$15,699,231,825
Bond sales (par value)—				
Railroad & misc. bds..	\$369,536,700	\$399,392,400	\$550,803,900	\$685,159,500
Government bonds...	488,580	826,360	559,400	1,311,270
State bonds.....	2,939,700	953,600	1,361,400	2,169,900
Total bond sales....	\$372,944,980	\$400,577,350	\$552,724,700	\$638,640,670

Month of July.....	1904.	1903.	1902.	1901.
	Bushels.	Bushels.	Bushels.	Bushels.
January 1 to July 31.....	357,746,800	338,791,050	400,684,900	484,721,300

The foreign exchange market was weak and lower during the most of the first half of the month. The chief feature was the large and continued offering of finance bills in anticipation of expected heavy exports of cotton and other commodities later in the year. The low point of the month was reached on the 18th. After that exchange rates rapidly rose. The Malacca incident changed the whole trend of things. We have already referred to the decline in consols as a result of that incident, but there was likewise a sharp rise in open market discounts in London. This had a direct influence upon our exchange market and there was also a demand for remittance to pay for securities sold for London account. The drawing of finance bills was almost entirely suspended the rest of the month and as the previous offerings of finance bills had created quite a short interest in exchange, the effect was to cause an exceedingly rapid rise in sterling. On the 27th the indications seemed to point to exports of gold, but no shipments occurred. With the relaxation in the political tension in London a downward reaction in exchange occurred the latter part of the month.

POSTED RATES—BANKERS' STERLING BILLS.

July.	60 days.	Demand.	July.	60 days.	Demand.	July.	60 days.	Demand.
1....	4 86	4 89	13....	4 86	4 88	25....	4 85½-86	4 88-88½
2....	4 86	4 88	14....	4 86	4 88	26....	4 85½-86	4 88-88½
3.... S.	15....	4 86	4 88	27....	4 85½-86	4 88-88½
4.... H.	16....	4 86	4 88	28....	4 85½-86	4 88-88½
5....	4 86	4 88	17.... 8	29....	4 85½-86	4 88-88½
6....	4 86	4 88	18....	4 85½-86	4 87½-88	30....	4 85½-86	4 88-88½
7....	4 86	4 88	19....	4 85½	4 88	31.... S
8....	4 86	4 88	20....	4 85½	4 88	Open	4 86	4 88
9....	4 88	4 89	21....	4 85½	4 88	High	4 86	4 88½
10.... S.	22....	4 85½	4 88	Low.	4 86½	4 87½
11....	4 86	4 88	23....	4 85½	4 88	Last	4 85½-86	4 88-88½
12....	4 86	4 88	24.... S.			

ACTUAL RATES.—BANKERS' AND COMMERCIAL BILLS.

July	Bankers' Bills.			Commercial Bills.	
	60 Day.	Stght.	Cable.	On Banks.	Documents for Payments.
1.....	4 8580-8540	4 8710-8715	4 8740-8750	4 85 -8510	4 84¼-4 84¾
2.....	4 8580-8540	4 8715-8720	4 8740-8750	4 85 -8510	4 84¼-4 84¾
3.....	4 8535-8545	4 8720-8725	4 8750-8760	4 85½-85¼	4 84¾-4 85
4.....	4 8510-8550	4 8730-8735	4 8760-8765	4 85½-85¼	4 84¾-4 85
5.....	4 8530-8540	4 8725-8730	4 8755-8760	4 85 -8510	4 84¾-4 85
6.....	4 8525-8535	4 8720-8725	4 8760-8760	4 85 -8510	4 84¾-4 85
7.....	4 8520-8530	4 8720-8725	4 8760-8765	4 8490-85	4 84¾-4 85
8.....	4 8525-8535	4 8725-8730	4 8755-8760	4 84¾-85	4 84¾-4 85
9.....	4 8520-8530	4 8720-8725	4 8755-8760	4 84¾-85	4 84¾-4 85
10....	4 8515-8525	4 8710-8720	4 8745-8755	4 84¾-84¾	4 84¾-4 84¾
11....	4 85 -8510	4 8710-8715	4 8740-8745	4 84¾-84¾	4 84 -4 84¾
12....	4 8475-8490	4 87 -8710	4 8730-8740	4 84¾-84¾	4 84 -4 84¾
13....	4 8440-8485	4 8690-8705	4 8725-8735	4 84¾-84¾	4 83¾-4 84¾
14....	4 8450-8460	4 8705-8715	4 8740-8750	4 84¾-84¾	4 83¾-4 84¾
15....	4 8455-8465	4 8710-8720	4 8745-8755	4 84¾-84¾	4 84 -4 84¾
16....	4 8455-8475	4 8715-8725	4 8760-8770	4 84¾-84¾	4 84 -4 84¾
17....	4 8455-8475	4 8725-8735	4 8770-8780	4 84¾-84¾	4 84 -4 84¾
18....	4 8400-8475	4 8725-8735	4 8780-88	4 8400-8450	4 84 -4 84¾
19....	4 8510-8520	4 8755-8765	4 8815-8840	4 8400-8475	4 84¼-4 85¼
20....	4 8495-8505	4 8780-8785	4 8830-8835	4 8470-8480	4 84¼-4 85¼
21....	4 8520-8530	4 8795-8810	4 8850-8860	4 85 -8510	4 84¼-4 85¼
22....	4 8510-8520	4 8770-8775	4 8825-8835	4 8480-8490	4 84¼-4 85¼
23....	4 8510-8520	4 8770-8775	4 8810-8820	4 8475-8485	4 84¼-4 85¼
24....	4 8505-8515	4 8770-8775	4 8810-8820	4 8475-8485	4 8410-4 8540

Money rates here continued to rule exceedingly low, the range for call loans at the Stock Exchange for the whole month being no higher than ½@1 per cent. Surplus reserves of the Clearing House banks July 30 were at the remarkable figure of \$55,989,600.


RATES FOR MONEY IN NEW YORK, WEEKLY.

Oall Loans—	July 1.	July 8.	July 15.	July 22.	July 29.
Stock Exchange—Range for week.....	1-1½	1-1½	1-1½	1-1½	1-1½
Average for week.....	1¼	1¼	1¼	1¼	1¼
At banks and trust companies.....	1¼	1¼	1¼	1-1½	1
Time Loans—					
Thirty days.....	2	2	2	2	2
Sixty days.....	2¼-2½	2¼	2¼	2¼	2¼
Ninety days.....	2½-2¾	2½-2¾	2½	2½	2½
Four months.....	3	3	3	3	3
Five months.....	3	3	3	3	3
Six months.....	3¼-3½	3-3¼	3¼	3¼-3½	3¼-3½
Seven months.....	3¼-3½	3¼	3¼	3¼-3½	3¼-3½
Commercial Paper—					
Double Names Choice—60 to 90 days..	3¼	3-3¼	3¼-3½	3¼	3¼-3½
Single Names—Prime 4 to 6 months..	3¼-4	3¼-4	3¼-4	3¼-4	3¼-4
Good 4 to 6 months.....	4¼-5	4-4¼	4¼-5	4¼-5	4¼-5

NEW YORK STOCK EXCHANGE.

MONTHLY AND YEARLY RECORD.

The following tables furnish a complete record of the New York Stock Exchange transactions for the past month and the year 1903. They need no extended introduction, as they are self-explanatory. The tables embrace every security (excepting only State bonds) dealt in on the Exchange. We give bonds first, using the classification adopted in the official list. As to prices the form is our own, and we think it will be found to contain just the facts desired by our readers and to present them in the most convenient way for study and reference. All quotations in the column headed "Prices about January 2, 1904," were made on that date, except those in italics, which are the nearest in January, 1903. The black-faced letters in the column headed "Interest Period" indicate in each case the month when the bonds mature.

 For foot notes to tables see last page of Bonds and last page of Stocks.

BONDS.—PRICES AND SALES FOR JULY, AND THE YEAR TO DATE.

BONDS. NEW YORK STOCK EXCHANGE.	Int. Period.	Sales in July. Par value	Price about January 2, 1904.		PRICES IN JULY.				RANGE SINCE JAN. 1.							
					July 1.		July 30		Lowest.	Highest.	Lowest.	Highest.				
					Bid.	Ask.	Bid.	Ask.	Bid.	Ask.	Sale Prices.	Sale Prices.	Sale Prices.	Sale Prices.		
U. S. Govt. Securities.																
U. S. 2s, cons., reg. Apr., 1930	Q-J	1,000	106	106½	104¾	105¼	104½	105	105½	July 23	105½	July 23	105	May 24	107¼	Jan. 25
U. S. 2s, cons., coupon Apr., 1930	Q-Q		105¾	106¼	104¾	105¼	104½	105								
U. S. 2s, reg., small Apr., 1930	Q-Q															
U. S. 2s, coup., small Apr., 1930	Q-Q															
U. S. 3s, reg. 10-20s Aug., 1918	Q-Q	5,000	105¾	107¼	105	105½	104¼	105	104¾	July 16	104¾	July 16	104¾	July 16	106¾	Mar. 16
U. S. 3s, coup. 10-20s Aug., 1918	Q-Q	3,000	106½	108	106	106½	105¾	106½	106¼	July 15	106¼	July 15	105¾	May 23	108	Jan. 26
U. S. 3s, reg., small Aug., 1918	Q-Q															
U. S. 3s, coup., small Aug., 1918	Q-Q	1,000	106½		105		105		105	July 27	105	July 27	105	July 27	107½	Feb. 18
U. S. 4s, registered July, 1907	Q-Q	17,000	107½	109½	106¼	106¾	106¼	106¾	106¾	July 15	106¾	July 15	106¼	May 17	108½	Apr. 11
U. S. 4s, coupon July, 1907	Q-Q	5,000	107½	109½	106¼	106¾	106¼	106¾	106¾	July 20	106¾	July 20	106¾	July 20	108	Mar. 15
U. S. 4s, registered 1925	Q-Q		133	134	132¼	133	131	132					132¾	May 26	132¾	Apr. 20
U. S. 4s, coupon 1925	Q-Q		133¼	134¼	132½	133½	132¼	133					132½	June 2	134	Jan. 5
Philippine Isl'ds 4s 14-34	Q-F				110		110						111¾	Mar. 4	111¾	Mar. 4
Foreign Gov't Securities.																
Frankfort-on-Main, 3½s, Ser. 1	M-S		94¼		95		95									
Japanese Govern't 6s, full paid	Oct.	606,000			93¾	Sale	93	Sale	92½	July 26	93¾	July 1	92½	2 July 6	93¾	June 11
Repub. of Cuba, 5s, cts., full paid	Sep.	491,000			100	Sale	101	101¼	99¾	July 1	101¼	July 27	98¼	July 23	101¼	July 27
2d instal. paid for 5s of 1904	Sep.	152,000			99¾	Sale	100½	101½	99¾	July 1	101	July 12	98¼	June 20	101	July 12
U. S. of Mexico External gold loan of 1899, sinking fund 5s.	Q-J	2,000	92¾		97				97½	July 18	97½	July 18	97½	July 18	100½	May 16
Railroad Bonds.																
Alabama Cent. See South'n Ry.																
Alabama Mid. See Atl. Coast L.																
Albany & Susq. See Del. & Hud.																
Allegheny Valley. See Penn. RR.																
Allegh. & West. See Buff. R. & P.																
Am. Dock & Imp. See Cent. of N. J.																
Ann Arbor, 1st, g. 4s. July, 1995	Q-J	25,000	92		94¼		94½		94	July 22	95	July 7	91¾	Apr. 20	95¼	June 28
Ash. Top. & S. F.—Gen., 4s. 1995	A-O	874,000	99¼	Sale	103	Sale	103¼	Sale	102½	July 15	103¼	July 30	98¾	Jan. 8	103¼	July 30
Registered 1995	A-O	5,000							103¼	July 29	103¼	July 29	99	Apr. 23	103¼	July 29
Adjustm't, g., 4s. July, 1995	Nov	121,000	88	Sale	94	94¼	95	Sale	92¾	July 19	95¼	July 28	87¼	Feb. 15	95¼	July 28
Registered July, 1995	Nov												82½	Jan. 26	82½	Jan. 26
Stamped July, 1995	M-N	371,000	87½	87¾		92¼	92¾	93	91¾	July 5	93½	July 22	87½	Jan. 8	93½	July 22
Debenture 4s. Series D. 1906	F-A				99½		99½						98	Feb. 1	100	Jan. 22
Series F. 1908	F-A				96½		96½						98	May 31	98	May 31
East. Okla. Div., 1st, g., 4s. 1928	M-S	70,000		93½		96	96	97	96	July 8	97½	July 13	92¼	May 2	97½	July 13
Ohio & St. Louis, 1st, 6s. 1915	M-S		115				96									
Atl. Knox. & No., 1st, g., 5s. 1946	J-D		109		108¼		110¼									
Atl. Coast Line, 1st, g., 4s. July, 1952	M-S	801,000	93	Sale	97	Sale	99½	Sale	97	July 5	99½	July 29	91	Mar. 2	99½	July 29
Registered July, 1952	M-S															
Carl. & Sav., 1st, g., 7s. 1936	J-J		126¾		132		133									
Sav. Fl. & W. 1st, con., g., 6s. 1934	A-U		125		12½		127½									
1st, g., 5s. 1934	A-O		109		113¼	115	113¼						112½	Jan. 26	112½	Jan. 26
Ala. Mid., 1st, gu., g., 5s. 1928	M-N	1,000	100		111		113¾		113½	July 27	113½	July 27	109	Mar. 9	113½	July 27
Br. & W., 1st, gu., g., 4s. 1938	J-J	1,000	90¾		91¾		95		93	July 14	93	July 14	93	July 14	93	July 14
Sil. Sp. O. & G., gu., g., 4s. 1918	J-J		94¼		94		97¼	98								
Atlan. & Danv. See South'n R.																
Atlan. & Yadk. See South'n Ry.																
Austin & N. W. See So. Pacific.																
Balt. & O.—Prior lien, g., 3½s. 1925	J-J	209,000	93¾	94	94¾	Sale	94¾	95	94¾	July 8	95½	July 21	92¾	Feb. 26	96½	June 28
Gold, 4s. July, 1948	Q-J												92¼	Mar. 15	95¼	May 27
Registered	A-O	542,000	101	Sale	103	Sale	102¾	Sale	102¾	July 22	103¾	July 22	100¼	Feb. 25	103¾	July 22
Convertible debenture 4s. 1911	M-S	4,000			96½		98		103	July 21	103	July 21	100	May 17	103	July 21
Pitts. June. & M. D. 1st, g., 3½s. '25	M-N	21,000	88		89¼		90½	91¾	90½	July 5	91½	July 26	87¼	Jan. 8	91½	July 26
Registered Nov., 1925	Q-F															
P. L. E. & W. Va. Sys., ref. 4s. 1941	M-N	80,000	93		97	97½	98	98¾	97½	July 19	98½	July 27	92½	Feb. 24	98½	July 27
S. W. Div. 1st g. 3½s. 1925	J-J	520,000	88½	Sale	90½	Sale	91¼	91¾	90¼	July 5	91¾	July 21	87¼	Feb. 11	92¼	June 30
Registered 1925	Q-J															
Mon. R., 1st gu., g., 5s. 1919	F-A		106½		107¾		103¼						105½	Mar. 11	105½	Mar. 11
C. O. Reorg., 1st con. g., 4½s. 1930	M-S		108	111	108	110½	108						108	June 2	108	June 2
Pitts. Cleve. & Tol., 1st, 6s. 1922	A-O		117													

BONDS. NEW YORK STOCK EXCHANGE.	Int. Period.	Sales in July. Par value	Price about January 2, 1904.		PRICES IN JULY.				RANGE SINCE JAN. 1.				
			Bid.	Ask.	July 1.		July 30		Lowest.	Highest.	Lowest.	Highest.	
					Bid.	Ask.	Bid.	Ask.	Sale Prices.	Sale Prices	Sale Prices.	Sale Prices.	
Ohio St. L. & N. O. See Ill. Cent.													
Ohio St. L. & Pitts. See Penn. Co.													
Ohio St. P. M. & O., con. 6s. 1930	J-D	8,000	130 1/2	131 1/2	131 1/4	132 1/2	133 1/8	132 1/2	133 3/4	130 1/8	133 1/4	130 1/8	133 1/4
Cons. 6s, reduced to 3 1/2 1930	J-D		128 1/2	129 1/2	128 1/2	129 1/2	129 1/2	129 1/2	129 1/2	129 1/2	129 1/2	129 1/2	129 1/2
Ch. St. P. & Min., 1st 6s. 1918	M-N		128 1/2	129	129	129 1/2	129 1/2	129 1/2	129 1/2	129 1/2	129 1/2	129 1/2	129 1/2
North Wisconsin 1st 6s. 1930	J-N		120 3/4	123	123	123 1/2	123 1/2	123 1/2	123 1/2	123 1/2	123 1/2	123 1/2	123 1/2
St. P. & S. City, 1st g. 6s. 1919	A-O	5,000	120 3/4	123	123	123 1/2	123 1/2	123 1/2	123 1/2	123 1/2	123 1/2	123 1/2	123 1/2
Oh. Ter. Trans., g., 4s. 1947	J-J	85,000	78	74	74	75	73 1/2	74 7/8	73	75	72 1/2	75	75
Ch. & W. I. gen., g., 6s Dec. 1932	Q-M		110 1/2	111 1/2	111 1/2	112	112	112	112	110	111 1/2	110	111 1/2
Ohio & W. Mich. See Pers Marq													
Choc. Ok. & G. See C. R. I. & P.													
Ch. H. & D., con. s. f. 7s. 1905	A-O		104 1/2	101 1/2	101 1/2	101 1/2	101 1/2	101 1/2	101 1/2	101 1/2	101 1/2	101 1/2	101 1/2
2d, gold, 4 1/2s. 1932	J-J		112 1/2	114	112 3/8	113 1/4	113 1/4	113 1/4	113 1/4	111 1/2	113 1/4	111 1/2	113 1/4
Cin. D. & I. 1st gu. g. 5s. 1941	M-N	1,000	112 1/2	114	112 3/8	113 1/4	113 1/4	113 1/4	113 1/4	111 1/2	113 1/4	111 1/2	113 1/4
Cin. Ind. & W., 1st, gu. g. 4s. 53	J-J	1,000	97	97	97	96	97 1/2	97	97	97	97	97	97
Jin. Ind. St. L. & O. See C. O. C. & St. L.													
Cin. San. & Cleve. See C. O. C. & St. L.													
Clearfield & Mahon. See B. R. & P.													
Cleveland Cin. Chic. & St. Louis—													
General, gold, 4s. 1993	J-D	166,000	95 1/2	96	100 7/8	Sale	102	100 5/8	102	95 5/8	102	95 5/8	102
Calro Div., 1st, gold, 4s. 1939	J-J	1,000	96 1/2	96	96 1/2	96	96	96	96	99 3/4	101 1/4	99 3/4	101 1/4
Cin. W. & M. Div., 1st g. 4s. 1991	J-N	10,000	95 1/2	95	95	95	95	95	95	98	98 1/2	98	98 1/2
St. L. Div., 1st, col. tr. g. 4s. 1990	M-N	20,000	99 1/2	101 1/2	101 1/2	100 7/8	102	100 3/4	102	99 3/4	102 3/4	99 3/4	102 3/4
Registered. 1990	M-N		98 1/2	98 1/2	98 1/2	98 1/2	98 1/2	98 1/2	98 1/2	99	99	99	99
Sp. & Col. Div., 1st g. 4s. 1940	M-S		95	95	95	95	95	95	95	95	95	95	95
W. W. Val. Div., 1st g. 4s. 1940	J-J		97	91	91	93	93	93	93	93	93	93	93
Cin. I. St. L. & C., Cons. 6s. 1920	M-N		100	105	105	105	105	105	105	102	105	102	105
1st gold 4s. Aug., 1936	Q-F	4,000	100	100	100	102	102	102 1/2	102 1/2	100 1/2	102 1/2	100 1/2	102 1/2
Registered. Aug., 1936	Q-F		101 1/2	101 1/2	101 1/2	101 1/2	101 1/2	101 1/2	101 1/2	101 1/2	101 1/2	101 1/2	101 1/2
Cin. S. & Cl., con. 1st g. 5s. 1928	J-J		110 1/8	110 1/2	110 1/2	115 1/4	111 3/4	114	114	110 1/2	115 1/4	110 1/2	115 1/4
Ol. C. O. & In. consol 7s. 1914	J-D		121 3/4	121 3/4	121 3/4	121 3/4	121 3/4	121 3/4	121 3/4	121 3/4	121 3/4	121 3/4	121 3/4
Consol sinking fund, 7s. 1914	J-D		126	126	126	126	126	126	126	126	126	126	126
Gen'l consol., gold, 6s. 1934	J-J		126	126	126	126	126	126	126	126	126	126	126
Registered. 1934	J-J		100 1/2	100 1/2	100 1/2	100 1/2	100 1/2	100 1/2	100 1/2	100 1/2	100 1/2	100 1/2	100 1/2
Ind. Bl. & W., 1st, pref., 4s. 1940	A-O		100 1/2	100 1/2	100 1/2	100 1/2	100 1/2	100 1/2	100 1/2	100 1/2	100 1/2	100 1/2	100 1/2
O. I. & W., 1st, pf., 5s. Apr. 1938	Q-J		98 1/2	98 1/2	98 1/2	98 1/2	98 1/2	98 1/2	98 1/2	95	98 1/2	95	98 1/2
Pec. & East., 1st con. 4s. 1940	A-O	117,000	98 1/2	98 1/2	98 1/2	98 1/2	98 1/2	98 1/2	98 1/2	95	98 1/2	95	98 1/2
Income 4s. 1990	Apr	14,000	59	59	59	61	61 1/2	59	62	58	65	58	65
Clev. Lor. & Wh., con., 1st, 5s. 1933	A-O		111 1/2	111 1/2	111 1/2	111 1/2	111 1/2	111 1/2	111 1/2	112 1/2	112 1/2	112 1/2	112 1/2
Cleve. & Marietta—See Penn. RR.													
Cleve. & Mahon. Val., g. 5s. 1938	J-J		115 1/8	114 1/2	114 1/2	114 1/2	114 1/2	114 1/2	114 1/2	116	116	116	116
Registered. 1938	Q-J		115 1/8	114 1/2	114 1/2	114 1/2	114 1/2	114 1/2	114 1/2	116	116	116	116
Cleveland & Pitts. See Penn. Co.													
Colo. Midland—1st, gold, 4s. 1947	J-J	48,000	62	58	58	Sale	60 1/2	58	60 1/2	56	63 1/2	56	63 1/2
Colorado & South'n 1st g. 4s. 1929	F-A	184,000	87	85	85	85 1/2	83 3/4	83 3/4	85 1/4	82	89 1/2	82	89 1/2
Colm. & Greenv. See South. Ry.													
Col. & Hook. V. See Hook. Vall.													
Col. Conn. & Term. See Nor. & W.													
Conn. & Pas. Riva., 1st, g., 4s. 1943	A-O		112 1/2	111 1/4	111 1/4	111 3/4	111 3/4	111 3/4	111 3/4	112 5/8	112 5/8	112 5/8	112 5/8
Dakota & Gt. So. See C. M. & St. P.													
Dallas & Waco. See Mo. K. & Tex.													
Del. Lack. & West. 7s. 1907	M-S		128 1/2	130 1/2	128 3/4	129 1/4	129 1/4	129	130	127 1/2	130	127 1/2	130
Morris & Essex, 1st, 7s. 1914	M-N	2,000	128 1/2	130 1/2	128 3/4	129 1/4	129 1/4	129	130	127 1/2	130	127 1/2	130
1st cons., guar., 7s. 1915	J-D	10,000	130 1/2	126 1/4	126 1/4	126 1/4	126 1/4	126 1/4	126 1/4	128 3/8	133	128 3/8	133
Registered. 1915	J-D		126 1/4	126 1/4	126 1/4	126 1/4	126 1/4	126 1/4	126 1/4	128 3/8	133	128 3/8	133
1st, ref., guar. gold, 3 1/2s. 2000	J-D		126 3/8	127	127	129	128 1/2	128 1/2	128 1/2	127	129 3/4	127	129 3/4
N. Y. L. & W., 1st, 6s. 1921	J-J	5,000	113 1/8	114	114 1/2	114 3/4	114 3/4	114 1/2	114 3/4	111 1/4	115 1/2	111 1/4	115 1/2
Construction 5s. 1923	F-A	2,000	103	103	103	103	103 1/2	103 1/2	103 1/2	109 1/4	109 1/4	109 1/4	109 1/4
Term & Impt. 4s. 1923	M-N	1,000	109 1/4	107 3/8	107 3/8	108	108	108 1/4	108 1/4	108 1/4	108 1/4	108 1/4	108 1/4
Syr. Bingham & N. Y., 1st, 7s. 1906	A-O	11,000	109 1/4	107 3/8	107 3/8	108	108	108 1/4	108 1/4	108 1/4	108 1/4	108 1/4	108 1/4
Warren RR. 1st ref. gen. 3 1/2s. 2000	F-A		135	134 1/4	134 1/4	134 1/4	134 1/4	134 1/4	134 1/4	133 3/4	137 1/4	133 3/4	137 1/4
Delaware & Hudson—													
1st, Penn. Division 7s. 1917	M-S		107 3/8	106 3/4	106 3/4	106 3/4	106 3/4	106 3/4	106 3/4	105 1/2	108	105 1/2	108
Registered. 1917	M-S		107 3/8	106 3/4	106 3/4	106 3/4	106 3/4	106 3/4	106 3/4	105 1/2	108	105 1/2	108
Alb. & Sus., 1st con. gu. 7s. 1906	A-O		105 1/2	106	104 5/8	105	105	105	105	104	106	104	106
Registered. 1906	A-O		104 3/8	104 1/4	104 1/4	104 1/4	104 1/4	104 1/4	104 1/4	103	103	103	103
6s. 1906	A-O		141 1/2	139	139	141 3/4	142	142	142	142	142	142	142
Registered. 1906	A-O		140	138 1/4	138 1/4	138 1/4	138 1/4	138 1/4	138 1/4	142	142	142	142
Rens. & Saratoga, 1st, 7s. 1921	M-N	7,000	141 1/2	139	139	141 3/4	142	142	142	142	142	142	142
Registered. 1921	M-N		140	138 1/4	138 1/4	138 1/4	138 1/4	138 1/4	138 1/4	142	142	142	142
Del. Riv. RR. B'ge. See Penn. RR.													
Denver & Rio Grande—													
1st consol., gold, 4s. 1936	J-J	162,000	98	99 1/4	99 1/4	100	99 1/4	99 1/4	101 1/4	96 3/4	101 1/4	96 3/4	101 1/4
1st consol., gold, 4 1/2s. 1936	J-J	2,000	104 3/4	104 1/4	104 1/4	106	104 1/4	104 1/4	104 1/4	104 1/4	104 1/4	104 1/4	104 1/4
Improvem't, gold, 5s. 1928	J-D	2,000	102 1/2	107 1/2	106	107 1/2	105 1/2	105 1/2	106 1/2	103	106 1/2	103	106 1/2
Rio Gr. West., 1st, g., 4s. 1939	J-J	199,000	93 1/2	97	97 1/4	99 3/4	97 1/4	97 1/4	101	94	101	94	101
Mge. & coll. tr., g., 4s. ser. A'49	A-O	17,000	84 1/2	84	84	89	89	88 5/8	90	83	90	83	90
Ut. C., 1st, gu., g., 4s. Jan., 1917	A-O		21	21	21	21	21	21	21	24	36	24	36
Rio Grande So., gu. See Rio G. So.													
Den. & Southw., gen. s. f. g. 5s. 1929	J-D		98 1/4	98 1/4									

BONDS. NEW YORK STOCK EXCHANGE.	Int. Period.	Sales in July. Par value	Price about January 2, 1904.		PRICES IN JULY.				RANGE SINCE JAN. 1.							
			Bid	Ask.	July 1		July 30.		Lowest. Sale Prices.	Highest. Sale Prices.	Lowest. Sale Prices.	Highest. Sale Prices.				
					Bid.	Ask.	Bid.	Ask.								
Erie & Pittsburg. See Pa. Co.																
Ev. & In., 1st con., gu., g. 6s. 1926	J-J		102½		103¾		103¾				107	June 18	107	June 18		
Ev. & T. H.—1st con. g. 6s. 1921	J-J		115½		117½		117¾				116	Mar. 25	120	June 6		
1st general gold 5s. 1942	A-O	3,000			105	105¾	99		105¾	July 19	105¾	July 19				
Mt. Vernon 1st 6s. 1923	A-O		107		106		106									
Sull. Co. Branch, 1st g. 5s. 1930	A-O		98½	102½												
Pargo & So. See Chic. M. & St. P.																
Fla. Cent. & P. See Seab. Air L.																
Fort St. U. D. Co. 1st g. 4½s. 1941	J-J															
F. W. & Den. City—1st g. 6s. 1921	J-D	9,000	103	Sale	103½	104½	103	104½	104	July 5	104½	July 27	102¾	Jan. 8	108	May 10
Ft. W. & Rio Gr., 1st g. 3-4s. 1928	J-J	26,000	65	73	74	80	81	83½	83	July 29	83½	July 28	71	Jan. 20	83½	July 29
Gal. H. & San A.—See So. Pac. Co.																
Calv. H. & H. of 1882, 1st, 5s. 1913	A-O			105	102½								101¾	Jan. 11	103½	Mar. 7
Ga. & Ala. See Seab. Air Line.																
Ga. Car. & Nor. See Seab. Air L.																
Georgia Pacific. See South'n Ry.																
Gila V. G. & N. See So. Pac.																
Gouv. & Oswegat. See N. Y. Cent.																
Gt. No.—C.B. & Q. coll. tr. 4s. 1921	J-J	2,919,000	91¾	Sale	95¾	Sale	96¾	Sale	95¾	July 5	98¾	July 13	90½	Jan. 7	98¾	July 13
Registered—July, 1921	Q-J	192,000			94¾	Sale	97	Sale	94¾	July 1	98	July 13	90	Jan. 8	98	July 13
Greenbrier Ry. See Ches. & O.																
G. & Sh. I., 1st rf. & ter. 5s. g. Feb. '52	J-J	39,000	101	103		105½	102¾	103½	102½	July 6	103½	July 8	102	Mar. 16	105¾	June 24
Registered—Feb., 1952	J-J															
Han. & St. Jo. See O. B. & Q.																
Housatonic. See N. Y. N. H. & H.																
Hock'g Val., 1st con., g., 4½s. 1999	J-J	175,000	103¾	Sale	107¾	Sale	108	Sale	107½	July 11	108	July 30	103½	Jan. 4	110½	June 29
Registered—1999	J-J	1,000				107½			105½	July 14	105½	July 14	105½	July 14	107½	Apr. 30
Col. & H. V., 1st ext. g., 4s. 1948	A-O		100										100½	Apr. 12	100½	Apr. 12
Hous. E. & W. Tex. See So. Pac.																
H. & Tex. Cent. See So. Pac. Co.																
Illinois Central—1st g. 4s. 1951	J-J				109½		109½						115	Apr. 11	115	Apr. 11
Registered—1951	J-J					116										
1st, gold, 3½s. 1951	J-J		96¾		98½	102	96½	102					101½	Apr. 20	101½	Apr. 20
Registered—1951	J-J															
Extended, 1st, gold, 3½s. 1951	A-O				98		102									
Registered—1951	A-O															
1st g. 3s, sterling 1951	M-S															
Registered—1951	M-S															
Gold 4s. 1952	A-O	4,000	103½		105	106	104	106	105	July 8	105¾	July 29	102½	May 11	106	June 30
Registered—1952	A-O															
Gold 4s. 1953	M-N	3,000	101	103	103½		100	104½	104½	July 26	104½	July 26	102	Jan. 25	104½	July 26
Registered—1953	M-N		100		100	103							101	Apr. 7	101	Apr. 7
Cairo Bridge, gold, 4s. 1950	J-D		104¾		103		103½									
Registered—1950	J-D															
Louisville div., g., 3½s. 1953	J-J	24,000	91		93½		94½		94	July 13	94½	July 6	93½	Jan. 6	95½	June 29
Registered—1953	J-J															
Middle div., reg., 5s. 1921	F-A		112½		110		107½									
Registered—1921	F-A				78		79¾						80	Jan. 12	85½	Mar. 10
St. Louis div., g., 3s. 1951	J-J															
Registered—1951	J-J															
Gold, 3½s. 1951	J-J	4,000	91		93½		94		94½	July 7	95	July 19	93	Apr. 2	95	July 19
Registered—1951	J-J															
Springf. div. 1st gold 3½s. 1951	J-J						90¾		91¾							
Registered—1951	J-J															
Western Lines 1st g. 4s. 1951	F-A	2,000	106¾		106		106½		107½	July 13	107½	July 13	106¾	Mar. 28	107½	July 13
Registered—1951	F-A															
Belle. & Caron., 1st, 6s. 1923	J-D		115½		121								124½	Apr. 5	124½	Apr. 5
Registered—1923	J-D				99											
Card. & Shaw., 1st, g., 4s. 1932	M-S				117¾		120½		120½							
Registered—1932	M-S				117¾		119¼		119¼				118	Feb. 6	119¾	Mar. 12
Oh. St. L. & N. O., gold 5s. 1951	J-D						93	96	93				87	Jan. 23	98½	Apr. 4
Registered—1951	J-D															
Gold 3½s. 1951	J-D															
Registered—1951	J-D															
Memph. div., 1st, g., 4s. 1951	J-D		103	104	102		103½									
Registered—1951	J-D															
St. L. So., 1st, gu., g., 4s. 1931	M-S															
Ind. Bl. & W. See Cleve. O. C. & St. L.																
Ind. Dec. & West., 1st, g., 5s. 1935	J-J		105½		106½		107						106	Mar. 28	106	Mar. 28
1st guar. gold 5s. 1935	J-J		105½		104¾		107									
Ind. Ill. & Ia., 1st, gold, 4s. 1950	J-J	2,000	96	99¾	96	101¾	98½		98	July 12	98	July 12	98	July 12	101	Feb. 26
Intern'l & Gt. No.—1st, g., 6s. 1919	M-N	3,000	118½			121	120	121	120	July 15	120	July 15	118½	Jan. 11	121	June 22
2d, gold, 5s. 1909	M-S	180,000	98½		99½		99	99¾	99	July 29	99¾	July 26	97	Mar. 3	100	Feb. 17
3d, gold, 4s. 1921	M-S															
Iowa Central, 1st, gold, 5s. 1938	J-D	17,000	109		109		112½	Sale	110	July 8	112½	July 30	109½	Jan. 6	112½	July 30
Refunding gold 4s. 1951	M-S		89		87½								85	June 21	89	Feb. 5
Jack. Lans. & Sag. See Mich. Cen																
Jefferson RR. See Erie.																
Kal. All. & G. R. See L. S. & M. S.																
Kan. & H. Coal & C. See Coal & I.																
Kan. & Mich. See Tol. & O. C.																
K. C. Ft. So. & M. See St. L. & S. F.																
K. C. & M. Ry. & B. See St. L. & S. F.																
K. C. & Pacific. See M. K. & T.																
Kan. City South., 1st, g., 3s. 1950	A-O	200,000	69½	70½	71½	Sale	71½	71¾	71	July 5	71¾	July 20	68	Mar. 10	71¾	July 20
Registered—1950	A-O															
Kentucky Cent. See L. & N.																
Keok. & Des Mo. See C. R. I. & P.																
Knoxville & Ohio. See So. Ry.																
Lake E. & W., 1st, gold, 5s. 1937	J-J		115½		117½		119½						115½	Jan. 13	119½	June 14
2d, gold, 5s. 1941	J-J	5,000	110		110		111		114½	July 16	114½	July 16	110½	Jan. 8	114½	July 16
Northern Ohio 1st gu. 5s. 1945	A-O		110½	111½	110½		110½						111½	Feb. 5	112	Feb. 16
L. Sh. & Mich. So. See N. Y. Cent.																
Lehigh Val. (Pa.), coll. g. 5s. 1997	M-N		107		108		108½						107	May 5	107½	May 21
Registered—1997	M-N					</										

BONDS. NEW YORK STOCK EXCHANGE.	Int. Period.	Sales in July. Par value	Price about January 2, 1904.		PRICES IN JULY.						RANGE SINCE JAN. 1.				
			Bid.	Ask.	July 1.		July 30.		Lowest.	Highest.	Lowest.	Highest.			
					Bid.	Ask.	Bid.	Ask.	Sale Prices.	Sale Prices	Sale Prices.	Sale Prices			
N. Y. Cent. & Hud. Riv.—(Con.)—															
Beech Crk, 1st. gu., g., 4s., 1936	J-J	17,000	104½		104½		105½	108	105½	July 6	105½	July 7	104 Jan. 5	106½ June 13	
Registered.....1936	J-J												102 Mar. 31	102 Mar. 31	
2d guar., gold, 5s., 1936	J-J		108½												
Registered.....1936	J-J														
B'ch Crk Ex. 1st gu. 3½s. Feb. '51	A-O														
Registered.....Feb., 1951	A-O														
Cart. & Ad., 1st. gu., g., 4s., 1981	J-D														
Clearfield Bitum. Coal Corp.															
1sts. f. int. gu., g., 4s., ser. A. 1940	J-J		88		85½		86								
Gouv. & O. 1st guar., g., 5s., 1942	J-D														
Moh. & Mal. 1st. gu., g., 4s., 1991	M-S		104												
N. J. Juno. R., gu., 1st, 4s., 1986	F-A		105												
Registered certificates.....1986	F-A														
N. Y. & Put., 1st con., gu. g. 4s., 1993	A-O														
Nor. & Mont. 1st gu., g., 5s., 1916	A-O														
West Shore, 1st, 4s, gu.....2361	J-J	23,000	107½		107½	Sale	107¾	108½	107	July 1	108½	July 29	106¾	Jan. 4	
Registered.....2361	J-J	86,000	107		106	Sale	107	107½	105¾	July 1	107½	July 28	105¾	June 18	
Lake Shore, gold 3½s.....1997	J-D	56,000	100	100½	99½	100¾	100	100½	99¾	July 13	100½	July 15	98	Mar. 10	
Registered.....1997	J-D												98	Apr. 13	
Debenture, gold, 4s.....1928	M-S	339,000			100¾	Sale	101¼	101½	100¾	July 1	101½	July 29	98½	Mar. 1	
Det. Mon. & Tol., 1st, 7s., 1906	F-A		108½		104½		104½								
Kal. A. & G. R. 1st, gu. c. 5s., 1938	J-J		116¼		118½		121								
Mahon. Coal RR., 1st, 5s., 1934	J-J		117¾		117½		117½								
Pitts. McK. & Y., 1st, gu., 6s., 1932	J-J		125½		125		127								
2d, guar., 6s.....1934	J-J		117		127		125								
MoK. & Belle V., 1st, g., 6s., 1918	J-J		108¾		113		113								
Michigan Central, 6s.....1909	M-S		111¼		110½		111½						109¾	Apr. 19	
5s.....1931	M-S	1,000	121		120½		121½		121½	July 20	121½	July 20	121½	Jan. 18	
Registered.....1931	Q-M	1,000	120	122	121		121		121	July 20	121	July 20	121	July 20	
4s.....1940	J-J		102½		102		104½						105½	Apr. 13	
Registered.....1940	J-J												106¼	Apr. 30	
Jack. L. & S., gold, 3½s., 1951	M-S														
1st gold, 3½s.....1952	M-N		96¾		96½		96						96¼	May 20	
Bat. C. & Stur. 1st gu. g. 3s., 1988	J-D		68½		67									97¼	Apr. 21
N. Y. & Harlem, g., 3½s.....2000	M-N		106				100								
Registered.....2000	M-N														
N. Y. & North., 1st, g., 5s., 1927	A-O		114		113½		113½						113	Apr. 4	
B. W. & O., con., 1st, 5s., July, 1922	A-O	10,000	117¼		116½		118	119½	117	July 15	118	July 28	115½	May 6	
Os. & R., 2d, gu., g., 5s., May, 1915	F-A														
B. W. & O. T. R. 1st 5s., July, 1918	M-N														
Utica & Bl. Riv., gu., g., 4s., 1922	J-J		103½		102½		103¼						104	Feb. 9	
N. Y. Chic. & St. L.—1st, g., 4s., 1937	A-O	16,000	103½		104½	Sale	104¾		104½	July 18	105	July 21	102¾	Apr. 5	
Registered.....1937	A-O		103	104									101	Mar. 28	
N. Y. & Greenwood L.—See Erie.															
N. Y. & Har.—See N. Y. C. & Hud.															
N. Y. Lack & West.—See Del. L. & W.															
N. Y. Lake Erie & West.—See Erie															
N. Y. & N. E.—See N. Y. N. H. & H.															
N. Y. & L. Branch. See Cent. N. J.															
N. Y. New Haven & Hartford—															
Houston. RR., con. g. 5s., 1937	M-N		124½		122½		123½								
N. H. & Derby, con 5s.....1918	M-N														
N. Y. & N. Eng., 1st, 7s., 1905	J-J		99		100¼		101¼						101¾	Apr. 20	
1st, 6s.....1905	J-J		99		99½		100¾						101¾	Apr. 20	
N. Y. & North'n—See N. Y. Cent.															
New York Ontario & Western—															
Refund'g, 1st, g., 4s., June, 1992	M-S	115,000	101½	Sale	103	Sale	103¼	Sale	103	July 1	104	July 27	100½	Mar. 24	
Reg., \$5,000 only, June, 1992	M-S														
N. Y. & Putnam—See N. Y. C. & Hud.															
N. Y. & Rock Beach—See L. Island															
N. Y. Susque. & West.—See Erie.															
N. Y. Tex. & Mex.—See So. Pac Co.															
Norfolk & South., 1st, g., 5s., 1941	M-N		108½		111½								111	Feb. 23	
Norfolk & Western, gen. 6s., 1931	M-N		127		127½		127½								
Improvement & ext., g., 6s., 1934	F-A		128½		125½		127½								
New River, 1st, 6s.....1932	A-O	6,000	125½		132	133	132½	132	132	July 20	132½	July 23	125¼	Apr. 19	
Nor. & W. Ry. 1st con. g. 4s., 1996	A-O	295,000	96¾	Sale	100¼	Sale	101¾	Sale	100¼	July 1	101½	July 26	96¼	Jan. 8	
Registered.....1996	A-O												101¾	July 26	
Poca. C. & C., joint 4s.....1941	J-D	320,000	89	Sale	93¼		93¼	93¾	93	July 25	94	July 16	99¾	June 18	
Col. Con. & T. 1st, gu., g., 5s., 1922	J-J		103½		108½		108½						87½	Feb. 25	
Acto. V. & N. E., 1st gu. g. 4s., 1989	M-N	4,000	99		101		101½		101	July 5	101½	July 29	99¼	Feb. 26	
North. Illinois—See Chic. & N. W.															
Northern Ohio. See L. Erie & W.															
Northern Pacific—															
Prior lien, gold, 4s.....1997	Q-J	418,000	102	Sale	104	Sale	105¼	105½	103¾	July 6	105½	July 29	101½	Jan. 6	
Registered.....1997	Q-J	15,000					103		103¾	July 6	104¼	July 6	101	Mar. 3	
General lien, g., 3s., Jan., 2047	Q-F	355,000	71	Sale	74½	Sale	74¾	Sale	74	July 5	75½	July 22	70¼	Feb. 25	
Registered.....Jan., 2047	Q-F		68½	69	71¾		71¾						68¾	Jan. 8	
St. P. Dul. Div., g., 4s.....1996	J-D		97½		96½		96¼						97½	Jan. 11	
Registered.....1996	J-D														
C. B. & Q. col. tr. 4s. See Gt. North.															
St. P. & No. Pac., gen., g., 6s., 1923	F-A		123		125		125						122¼	Mar. 9	
Registered certificates.....1923	Q-F				119		117½								
St. Paul & Duluth, 1st, 5s., 1931	F-A		110¾		110¾		111								
2d, 5s.....1917	A-O		107¼		106		106½						105½	Apr. 11	
1st consol. gold 4s.....1968	J-D		95½		98¼	100	95								
Wash. Cent. Ry. 1st g. 4s., 1948	Q-M	1,000			84½		88½		90	July 14	90	July 14	85	May 3	
Nor. P. Ter. Co., 1st, g., 6s., 1933	J-J		111		110¾		111						111	Feb. 8	
Nor. Railway Cal.—See Cent. Pac.															
North Wiscon.—See O. St. P. M. & O.															
Nor. & Mont.—See N. Y. Central.															
Ogd. & L. Champ. See Rutland.															
Ohio Ind. & W.—See C. C. O. & St. L.															
Ohio River RR.—1st, g., 5s., 1936	J-D	1,000	107½		108		110		110	July 7	110	July 7	110	July 7	
Gen., g., 5s.....1937	A-O		105		109		109								
Oregon & Cal. See So. Pac. Co.															
Ore. RR. & Nav. See Union Pac.															
Ore. Short Line. See Union Pac.															
Oswego & Rome—See N. Y. Cent.															
Ottum. C. F. & St. P.—See C. & N. W.															
Pacific Coast Co., 1st, g., 5s., 1946	J-D	10,000	104½		107½		107½		107¾	July 5	110	July 21	105	Jan. 16	
Pacific of Missouri—See Mo. Pac.															

BONDS. NEW YORK STOCK EXCHANGE.	Ini. Period.	Sales in July. Par value	Price about January 2, 1904.		PRICES IN JULY.				RANGE SINCE JAN. 1.							
			Bid.	Ask.	July 1.		Lowest.	Highest.	Lowest.	Highest.						
					Bid.	Ask.					Sale Prices.	Sale Prices.				
Pennsylvania Co.—(Con.)—																
Pitts. Ft. W. & Chic., 1st, 7s. 1912	J-J		117 1/2		117		120									
2d, 7s. 1912	J-J		117 1/2		116		119 1/2									
3d, 7s. July, 1912	A-O		120		119 1/4		121 1/4									
Tol. W. V. & O., 1st gu., 4 1/2s. '31	J-J				101 7/8		102 1/2									
Series B, 4 1/2s. 1933	J-J				101 7/8		102 1/2									
Series C, 4s. 1942	M-S															
Penn. RR.—1st, 4s r'l est, g. 1923	M-N		103 3/4		104 1/2	108	104 1/2	108								
Con., sterling, g. 6s. 1905	J-J															
Con., curr'cy, 6s, reg. June, 1905	Q-M															
Con., g., 5s. 1919	M-S		109		113 1/2		113 1/2									
Registered. Sept., 1919	Q-M															
Con., g., 4s. 1943	M-N		106		106 1/2		106 1/2									
Convertible gold 3 1/2s. 1912	M-N	416,000	95 3/8	Sale	96 1/2	97	97 3/4	98 1/2	96 3/4	July 5	98 3/8	July 21	94 1/2	Feb. 23	98 3/8	July 21
Alleg. Val., gen., g., 4s. 1942	M-S		101 1/2		102 1/4		103 1/4									
Olevo. & Mar. 1st gu. g. 4 1/2s. 1935	M-N		102 1/2		108 1/8		108 1/4									
Del. Riv. RR. Bge. 1st gen. 4s. 1936	F-A		100		100		100 1/2									
Gr. R. & I., ex. 1st, gu., g. 4 1/2s. 1941	J-J		108 1/4		108 3/4		108 3/4									
Sunbury & Lewis. 1st g. 4s. 1936	J-J		98		107 1/4		100									
U. N. J. RR. & Can. Co., gn. 4s. 1944	M-S		108 1/4				110 1/4									
Pensacola & At.—See Lou. & Nash.																
Peo. & East.—See C. O. C. & St. L.																
Peo. & Pek. Union, 1st, g., 6s. 1921	Q-F		122 1/8		121		121									
2d, g., 4 1/2s. Feb., 1921	M-N	5,000	92		97 1/4				10 1/2	July 8	101	July 8	98	June 23	101	July 8
Pere Marq.—Ch. & W. M. 5s. 1921	J-D		100		105		106									
Flint & P. Marq., gold 6s. 1920	A-O	5,000	115 1/4	119	120		121 1/8		120 3/4	July 8	122	July 18	118	Apr. 19	122	July 18
1st consol. gold 5s. 1939	M-N		106 1/4	108 1/2	109 1/4		111 1/4									
Port Hur. Div., 1st g. 5s. 1939	A-O	1,000	108 1/2	110	110 1/2		112 3/8		112 1/8	July 29	112 1/8	July 29	109 1/4	Jan. 16	112 3/8	July 29
Sag. Tu. & H., 1st gu., g. 4s. 1931	F-A															
Pine Creek, reg., guar. 6s. 1932	J-D															
Pitts. C. C. & St. L.—See Penn. Co.																
Pittsb. Cl. & Tol. See Balt. & O.																
Pitts. Ft. W. & Chic.—See Penn. Co.																
Pitts. June. 1st, 6s. 1922	J-J		115 1/2		116 5/8		117									
Pittsburg & Lake Erie—																
2d, g., 5s, Ser. A & B. Jan., 1928	A-O		111 1/8													
Pitts. McK. & Y. See N. Y. Cent.																
Pittsb. Shen. & L. E. 1st, g., 5s. 1940	A-O		112		113		114 1/4									
1st cons. 5s. 1943	J-J				109 1/2		111 1/4									
Pittsb. & West. See Balt. & Ohio.																
Pitts. Y. & Ash, 1st, con., 5s. 1927	M-N		113 3/4		112 3/4		113									
Reading Co., gen., g., 4s. 1937	J-J	828,000	95 3/4	Sale	99	Sale	99	Sale	98 3/8	July 7	99 1/2	July 16	94 5/8	Jan. 7	101	June 24
Registered. 1937	J-J						98									
Jersey Cent'l, coll. g. 4s. 1951	A-O	89,000		92 1/2	95	Sale	95 1/2	96	95	July 5	96	July 20	91 3/8	Jan. 4	96	July 20
Registered 4s. 1951	A-O															
Atlan. City, 1st, con. gu. g. 4s. '51	J-J															
Phila. & Read. Consol. 7s. 1911	J-D				117 1/2		117 1/2									
Rensselaer & Sar. See D. & H.																
Rich. & Dan. See South'n Ry.																
Rich. & Mecklen. See South. Ry.																
Rio Gr. West. See Denv. & R. G.																
Rio Gr. Junc., 1st, gu., g., 5s. 1939	J-D	6,000		107	108	111 1/2	111	111 1/2	110 3/4	July 26	111 1/2	July 28	110 1/2	June 16	111 1/2	July 28
Rio. Gr. So., 1st, g., 4s. 1940	J-J		60		62 1/2											
Guaranteed 4s. 1940	J-J		75													
Roch. & Pitts. See Buf. R. & Pit.																
Rome Wat. & Og. See N. Y. Cent.																
Rutland, 1st, consol., g., 4 1/2s. 1941	J-J							102 3/4								
Og. & L. Ch., 1st, gu. g. 4s. 1948	J-J															
Rut'd-Can., 1st, gu., g., 4s. 1949	J-J															
Sag. Tusc. & H. See Pere Marq.																
St. J. & G. Isl.—1st, g., 3-4s. 1947	J-J		85		81		87									
St. Law. & Ad.—1st, g., 5s. 1966	J-J															
2d, gold, 6s. 1966	A-O		105													
St. L. & Cal. See Mobile & Ohio.																
St. L. & Iron Mount. See Mo. Pac.																
St. L. K. O. & No. See Wabash.																
St. L. M. Br. See Ter. RR. As. of St. L.																
St. Louis & San Francisco—																
2d, gold, 6s. Class B. 1906	M-N		104 1/2		104		104 3/4									
2d, g., 6s, Class C. 1906	M-N		104 1/2		104		104 3/4									
Gen., g., 6s. 1931	J-J		122 3/4		124		125									
Gen., g., 5s. 1931	J-J	3,000	111	Sale	110		111	Sale	110 3/4	July 15	111	July 30	110	Jan. 13	112 1/2	June 11
St. L. & S. F. RR. g. 4s. 1936	J-J	12,000			98 1/2	102 1/4	98 3/4	100 1/8	96	July 29	96	July 29	96	Apr. 14	96 1/2	May 19
So. West. div., 1st, g. 5s. 1947	A-O		99 1/2		98 1/2	102 1/4	98 3/4									
Refunding, gold, 4s. 1951	J-J	1,481,000	83	Sale	81 1/2	Sale	82 1/8	Sale	80 3/4	July 1	82 1/4	July 18	79 1/2	Feb. 24	84	Jan. 26
Registered. 1951	J-J															
Five-yr. gold notes, 4 1/2s. 1908	J-D															
K. C. Ft. S. & M. RR. con. g. 6s. 1928	M-N		119 1/2		120		122	125								
K. C. Ft. S. & M. By. ref. g. 4s. 1936	A-O	788,000	78 3/4		82	Sale	84 3/4	Sale	81	July 1	85 1/4	July 20	78	Jan. 7	85 1/4	July 20
Registered. 1936	A-O															
K. O. & M. R. & B.—1st gu. g. 5s. '29	A-O		103		101		101									
St. Louis South. See Ill. Central.																
St. Louis Southw.—1st, g., 4s. 1939	M-N	77,000	92 1/2	93	95		95 1/2	96 1/4	95 1/4	July 7	96 3/8	July 25	91 1/2	June 3	96 7/8	Apr. 25
2d, g., 4s, inc. bd., ctfs. Nov., 1939	J-J	22,000	73	75		70 1/2			73	July 7	76	July 19	70 1/2	May 26	78 1/2	Mar. 23
Consol., gold, 4s. 1932	J-D	421,000	71 1/4	Sale	68 1/2	Sale	71 1/2		68 1/2	July 1	72	July 29	65 1/2	June 1	74 3/4	Apr. 25
Gray's Pt. Ter., 1st, gu. g. 5s. 1947	J-D		100													
St. Paul & Duluth. See No. Pac.																
St. P. Minn. & Man.—2d, 6s. 1909	A-O	1,000	110		108 1/2		110		110 1/4	July 11	110 1/4	July 11	107 5/8	Apr. 11	110 1/2	Feb. 26
1st, consol., 6s. 1933	J-J	4,000	129		131 3/4		133 1/4	133 1/2	132 3/8	July 8	132 1/4	July 8	130	Jan. 5	132 1/4	July 8
Registered. 1933	J-J															
Reduced to gold 4 1/2s. 1933	J-J	4,000	107 3/8		108 3/4		108 1/4		108 3/8	July 7	108 3/8	July 7	107 1/2	Jan. 4	110	June 15
Registered. 1933	J-J															
Dakota ext., gold, 6s. 1910	M-N		110 1/2		109 1/2											

NEW YORK STOCK EXCHANGE.	Int. Period.	Sales in July. Par value	Price about January 2, 1904.		PRICES IN JULY.				RANGE SINCE JAN. 1.			
			Bid.	Ask.	July 1.	July 30.	Lowest.	Highest.	Lowest.	Highest.		
BONDS.												
Southern Pacific Co.—												
2-5 year, 4 ¹ / ₂	1905	249,000	97 ³ / ₄	98 ¹ / ₂	100	100 ³ / ₄	100 ³ / ₄	100 ³ / ₄	100 ³ / ₄ July 8	100 ³ / ₄ July 20	97 ⁷ / ₈ Jan. 8	101 ³ / ₄ May 27
4s. Cent. Pacific coll. Aug., 1949	J-D	354,000	87 ¹ / ₂	88 ¹ / ₂	93 ³ / ₈	93 ³ / ₄	93 ¹ / ₂	93 ⁷ / ₈	93 ¹ / ₄ July 8	94 ¹ / ₂ July 20	87 ¹ / ₂ Feb. 24	94 ¹ / ₂ July 20
Registered.....	J-D		85	87							85 ³ / ₄ Jan. 11	87 ³ / ₄ Jan. 18
A. & N. W., 1st, gu., g., 5s. 1941	J-J		97 ¹ / ₂		99 ¹ / ₂		103				97 Feb. 26	102 Apr. 29
Cent. Pac., 1st, ref. gu. g. 4s. 1949	F-A	340,000	99 ¹ / ₂	99 ³ / ₄	100 ¹ / ₂	101	101 ³ / ₄	102 ¹ / ₄	100 ³ / ₄ July 6	101 ⁷ / ₈ July 29	97 ¹ / ₄ Mar. 15	101 ⁷ / ₈ July 29
Registered.....	F-A											
Mort. guar. g. 3 ¹ / ₂ s. Aug., 1929	J-D	114,000	84	85	87 ¹ / ₂	88 ¹ / ₂	87 ³ / ₈	87 ¹ / ₂	87 ¹ / ₂ July 19	88 July 19	84 Jan. 6	88 June 29
Registered.....	J-D											
Galv. H. & S. A., 1st g. 6s. 1910	F-A		107 ¹ / ₂	111	108		108					
2d gold 7s.....	J-D		100 ¹ / ₂		102		102					
Mex. & Pac. D., 1st g. 5s. 1931	M-N		105	107	107 ¹ / ₂		108	111			100 ¹ / ₂ Jan. 26	103 ³ / ₄ Apr. 12
Gila V. G. & N., 1st, gu., g., 5s. 1924	M-N	20,000		104 ¹ / ₂	105		106	Sale	106 July 30	106 July 30	105 ³ / ₈ Mar. 9	109 Apr. 25
H. E. & W. T., 1st, g., 5s.....	M-N		105		102 ¹ / ₂		103 ³ / ₄				105 Jan. 19	108 Apr. 28
1st, guar., gold, 5s.....	M-N	2,000		102 ¹ / ₂	103 ¹ / ₂		103		103 ¹ / ₂ July 7	103 ¹ / ₂ July 7	103 ¹ / ₂ July 7	103 ¹ / ₂ July 7
H. & Tex. C., 1st g. 5s. Int. gu. 1937	J-J	\$ 2,000	100 ⁷ / ₈		110 ¹ / ₂		111	112 ¹ / ₂			110 Jan. 14	112 Feb. 17
Con. gold 6s. int. guar.....	A-O	13,000		112	110	112 ¹ / ₂	112	113	112 July 15	112 July 15	112 Jan. 25	113 Mar. 21
Gen. gold 4s. int. guar.....	A-O	3,000	90 ³ / ₄				94	Sale	94 July 30	94 July 30	90 ¹ / ₂ Jan. 5	94 July 30
Waco & N. W., 1st, g., 6s. 1930	M-N					125		125				
Morgan's La. & T., 1st, 7s. 1918	A-O		126		129		129 ¹ / ₂				130 Mar. 29	130 ¹ / ₂ Mar. 24
1st, gold, 6s.....	J-J		117 ³ / ₄		117						121 May 6	121 May 6
N. Y. Tex. & Mex., gu., 1st, 4s. 1912	A-O											
No. of Cal., 1st gu., g. 6s.....	J-J	50,000	97		104 ³ / ₄	105	104 ¹ / ₂	105 ¹ / ₂	104 ⁵ / ₈ July 23	104 ⁵ / ₈ July 23	104 ⁵ / ₈ July 23	107 June 8
Guar., gold, 5s.....	A-O		109 ¹ / ₂		106 ¹ / ₂		106 ¹ / ₂					
Oreg. & Cal., 1st, gu., g., 5s. 1927	J-J		100 ¹ / ₂		98 ¹ / ₂		98 ¹ / ₂				100 Jan. 8	100 Jan. 8
S. A. & A. P., 1st, gu., g., 4s. 1943	J-J	300,000	76 ¹ / ₂	77 ¹ / ₂	85	Sale	83	83 ¹ / ₂	83 ³ / ₈ July 29	85 ¹ / ₄ July 11	76 Jan. 6	87 ¹ / ₂ June 29
So. P. of Ar., gu. 1st, 6s.....	J-J		105 ¹ / ₂		105		100 ¹ / ₂				105 Jan. 18	108 May 23
do do.....	J-J	4,000	105 ³ / ₄	106	105 ³ / ₄	Sale	106		105 ³ / ₄ July 1	105 ³ / ₄ July 1	105 ³ / ₄ July 1	108 ³ / ₈ June 17
So. P. of Cal., 1st, g., 6s. A. 1905	A-O		101 ⁷ / ₈		101 ³ / ₄		101 ³ / ₄				101 ¹ / ₂ Apr. 21	102 May 6
Do do.....	A-O		102 ¹ / ₂		102 ¹ / ₂		102 ¹ / ₂					
Do do O&D. 1906	A-O		103 ¹ / ₂		104 ¹ / ₈		104 ¹ / ₈				102 Apr. 12	102 Apr. 12
Do do E&F. 1902	A-O		108		116		116				115 ¹ / ₄ June 14	115 ¹ / ₄ June 14
Do do.....	A-O		108		116		116				114 ¹ / ₂ Apr. 18	114 ¹ / ₂ Apr. 18
1st, consol., guar. g. 5s. 1937	M-N		109		109		109				119 Feb. 2	119 Feb. 2
Do stamped.....	M-N	9,000	106 ⁷ / ₈		107		109	110	109 July 29	109 ¹ / ₄ July 8	107 Jan. 6	110 Apr. 30
S. Pac. of N. Mex., 1st, 6s. 1911	J-J		107		105		105				108 Mar. 9	108 ³ / ₄ Feb. 19
S. P. Coast, 1st, gu. g., 4s. 1937	J-J		102 ¹ / ₂		101		105				101 Feb. 5	101 Feb. 5
Texas & N. O., 1st, 7s.....	F-A											
Sabine Div'n's, 1st, 6s.....	M-S						101 ¹ / ₂					
Consol., gold, 5s.....	J-J		97 ¹ / ₂		100 ¹ / ₂						103 Jan. 29	103 Jan. 29
Southern 1st, con., g., 5s.....	J-J	257,000	112 ¹ / ₂	Sale	115	Sale	114		114 July 26	115 ¹ / ₂ July 6	111 Feb. 25	118 June 24
Registered.....	J-J		100 ¹ / ₂		115		115 ¹ / ₂				108 Feb. 23	110 Feb. 29
Mob. & O. coll. tr., g., 4s. 1938	M-S	53,000	93	95	95		94 ¹ / ₂		94 ¹ / ₂ July 6	95 ¹ / ₂ July 15	92 ³ / ₄ June 8	95 ¹ / ₂ July 15
Registered.....	M-S											
Mem. Div. 1st g. 4-4 ¹ / ₂ -5s. 1996	J-J	1,000	111		111 ⁷ / ₈		114		114 July 18	114 July 18	114 July 18	114 July 18
Registered.....	J-J											
St. L. Div., 1st, gold, 4s.....	J-J	78,000	94 ¹ / ₂		95	Sale		96 ¹ / ₈	95 July 1	97 July 6	93 ¹ / ₂ Mar. 17	98 June 30
Registered.....	J-J											
Ala. Cen. R. 1st 6s.....	J-J		109 ¹ / ₂		116		115				115 Apr. 12	117 ¹ / ₂ Apr. 30
Atl. & Danv., 1st, gold, 4s. 1948	J-J		88		87		93				91 ¹ / ₄ Feb. 24	96 ³ / ₈ June 29
Atlant. & Yad., 1st, gu. g. 4s. 1949	A-O						90					
Col. & Greenville 1st 6s.....	J-J		112 ³ / ₄		114 ³ / ₄		114 ³ / ₄				118 May 12	118 May 12
E. T. Va. & Ga., Div. g., 5s. 1930	J-J		112 ¹ / ₂		112 ¹ / ₂		113 ¹ / ₄				113 Mar. 15	113 ¹ / ₂ Apr. 23
Con., 1st, g., 5s.....	M-N	18,000	117 ¹ / ₂	119	118 ¹ / ₄		118 ¹ / ₂	119 ¹ / ₂	118 ¹ / ₄ July 22	119 July 26	117 May 3	119 ¹ / ₂ Apr. 20
E. Ten., reor. lien, g., 4-5s. 1938	M-S	2,000	110 ³ / ₄	112	109 ¹ / ₂	112	109 ¹ / ₂		112 July 11	112 July 11	109 Apr. 20	112 June 25
Registered.....	M-S											
Geor. Pac. Ry., 1st, g., 6s.....	J-J		118		120 ¹ / ₂		120 ¹ / ₂				118 ³ / ₄ Jan. 7	123 June 2
Knox & Ohio, 1st, g., 6s.....	J-J	17,000	117		120 ³ / ₈		122 ¹ / ₂		121 ¹ / ₄ July 22	124 July 28	120 Jan. 7	124 July 28
Rich. & Dan., con., g., 6s. 1915	J-J		113 ¹ / ₂		114 ³ / ₈		115	117 ³ / ₄			114 Mar. 16	116 ³ / ₈ June 13
Deb., 5s., stamped.....	A-O		109		112 ¹ / ₂		112 ¹ / ₂				112 June 21	112 ³ / ₈ June 24
Rich. & Meck., 1st, g., 4s. 1948	M-N	2,000	85		85		87		87 July 26	87 ¹ / ₂ July 26	87 July 26	87 ¹ / ₂ July 26
So. Car. & Geor., 1st g. 5s. 1919	M-N		103		105 ³ / ₄		106 ¹ / ₈				103 ¹ / ₂ Jan. 5	106 Apr. 30
Va. Mid. Serial—Ser. A, 6s. 1906	M-S		106		103 ¹ / ₂		104 ¹ / ₂				103 Mar. 9	103 Mar. 29
Series D, 4-5s.....	M-S		109		108 ¹ / ₂		109 ¹ / ₂				110 June 28	110 June 28
Series E, 5s.....	M-S		109		111 ³ / ₈		111 ³ / ₈					
Va. Mid. gen., 5s.....	M-N		109 ¹ / ₂		112 ¹ / ₂		112 ¹ / ₂				110 Jan. 18	113 ³ / ₄ June 28
Gtd., stamped.....	M-N			112 ¹ / ₂	112		112				110 ¹ / ₂ May 10	112 ¹ / ₂ Apr. 29
W. O. & W. 1st, oy., gtd., 4s. 1924	F-A		92 ¹ / ₂		92		92 ¹ / ₂					
West. N. C., 1st, con., g., 6s. 1914	J-J	3,000	113		113 ¹ / ₂	117 ¹ / ₄	114	115 ³ / ₄	114 July 18	115 July 25	112 ¹ / ₂ Feb. 19	117 June 22
S. & N. Ala. See Louisv. & Nash.												
Spok. Falls & Nor., 1st, g., 6s. 1939	J-J		116		120		122 ¹ / ₄					
Stat. Isl. Ry., 1st gu., g., 4 ¹ / ₂ s. 1943	J-D			97 ¹ / ₂								
Sunb. & Lewistown. See Penn. RR.												
Syra. Bing. & N. Y. See D. L. & W.												
Terr. Ass. of St. L., 1st g., 4 ¹ / ₂ s. 1939	A-O		108 ³ / ₄		110 ⁵ / ₈	111 ¹ / ₂	110 ⁷ / ₈				110 May 26	110 May 26
1st con. g., 5s.....	F-A		114 ¹ / ₂		117 ¹ / ₈		117 ¹ / ₄				112 ¹ / ₄ Feb. 27	116 ¹ / ₄ June 17
Gen. ref., s. f., gold, 4 ¹ / ₂ s. 1953	J-J	141,000					98	98 ¹ / ₂	98 July 23	98 ¹ / ₂ July 19	98 July 23	98 ¹ / ₂ July 19
St. L. M. Bdge. Ter., gtd. g. 5s. 1930	A-O	1,000	106		112		112		112 ¹ / ₂ July 29	112 ¹ / ₂ July 29	110 Mar. 26	112 ¹ / ₂ July 29
Texas & N. O. See So. Pac. Co.												
T. & P. Ry., E. Div., 1st, g. 6s. 1905	M-S	2,000			102	Sale	102		102 July 6	102 July 6	102 July 6	

BONDS.		Int. Period.	Sales in July. Par value	Price about January 2, 1904.		PRICES IN JULY.				RANGE SINCE JAN. 1.							
						July 1.		July 30.		Lowest.		Highest.		Lowest.		Highest.	
NEW YORK STOCK EXCHANGE.			\$	Bid.	Ask.	Bid.	Ask.	Bid.	Ask.	Lowest.	Highest.						
West. No. Car. See South'n Ry.																	
West Shore. See N. Y. Central.																	
W. Va. Cent. & P., 1st, g. 6s. 1911		J-J		112 3/4	106 1/4	110 5/8						109 1/4	Apr. 6	114	Jan. 27		
Wheel. & Lake Erie—1st, 5s. 1926		A-O		111	112 1/4	112 1/4						110 1/4	May 17	110 1/4	May 17		
Wheel. Div., 1st, gold, 5s. 1928		J-J		108 1/4	108 3/4	108 3/8						109	Apr. 19	109	Apr. 19		
Exten. & Imp., gold, 5s. 1930		F-A		108 1/4	110	110						100	July 29	103	June 24		
20-year equip. s. f. 5s. 1922		J-J	6,000		99 1/2	100	101	100	July 29	100 1/4	July 5	100	July 29	103	June 24		
Wh. & L.E. RR. 1st con. 4s. 1949		M-S	178,000	89	90	91 1/8	8ale	91 3/4	8ale	90 1/2	July 5	92	July 22	86	Mar. 15	92	July 22
Wilkesb. & East. See N. Y. S. & W.																	
Will. & Sioux F. See St. P. M. & M.																	
Winona & St. P. See Chic. & N. W.																	
Wis. Cent. Co., 1st gen., 4s. 1949		J-J	228,000	91	92	89 1/2	90 1/2	89 1/2	80	89	July 5	90	July 22	88 1/2	Jan. 9	91 1/2	June 21
Street Railway Bonds.																	
Brook. Rap. Tran., g. 5s. 1945		A-O	45,000	101		106		106		105	July 5	106 1/8	July 11	99 1/4	Apr. 6	106 1/2	June 23
1st, refund, conv., g. 4s. 2002		J-J	958,000			78 1/4	8ale	78 1/4	8ale	77 3/4	July 6	78 3/4	July 20	72 3/8	Apr. 6	80	June 30
Brooklyn City, 1st, con. 5s. 1941		J-J		105 1/2		106 3/8		108 1/2						107 3/8	Jan. 27	108 3/4	June 7
B'k'n Q. Co. & S. C. g. g. 5s. 1916-'41		M-N		100	100 1/2	107		101	107					100	Jan. 25	100	Jan. 25
B'klyn Un. El. 1st, g. 4-5s. 1950		F-A	215,000	101 1/2	8ale	107 3/4	8ale	108	108 3/8	107	July 1	108 3/8	July 27	100	Feb. 8	108 3/8	July 27
Stamped, guaranteed. 1950		F-A															
Kings Co. Elev., 1st, g. 4s. 1949		F-A	223,000		84 3/4	90 1/4	8ale	90 3/4	8ale	90	July 5	91	July 28	82	Feb. 29	91	July 28
Stamped, guaranteed. 1949		F-A															
Nassau Elec., guar., g. 4s. 1951		J-J	302,000			82 3/4	8ale	82 3/4	8ale	82 1/2	July 19	83 1/4	July 22	79 1/4	Apr. 22	85	June 30
Conn. Ry. & L.—1st, g. 4 1/2s. 1951		J-J	44,000		101	95 1/2		96 1/4	97	96 1/2	July 14	97	July 20	90	Mar. 24	97 1/2	June 27
Den. Con. Tram. Co., 1st, g. 5s. 1933		A-O															
Den. Tram. Co. con. g. 6s. 1910		J-J															
Met. Ry' Co., 1st gu. g. 6s. 1911		J-J															
Det. Citizens, 1st con., g. 5s. 1905		J-J			99 3/4			100									
Grand Rapids Ry., 1st g. 5s. 1916		J-D															
Louisv. Ry. Co. 1st con. g. 5s. 1930		J-J															
Mark. St. Cable (S. Fr.), 1st 6s. 1915		J-J															
Metropolitan Street—																	
Gen. collat. trust, gold, 5s. 1997		F-A	31,000	112	114	113		116	116 1/2	114	July 7	116 7/8	July 21	112 1/2	Feb. 11	116 7/8	July 21
Refunding gold 4s. 2002		A-O	208,000	89		90 1/4	8ale	90 1/2	8ale	90	July 8	91 1/2	July 9	89	Apr. 11	92 1/2	Jan. 23
Bway & 7th Av. 1st. con. g. 5s. 1943		J-D	5,000	112 1/8	112 1/2	115		116		115 5/8	July 11	116	July 13	112 1/4	Jan. 4	116	July 13
Registered. 1943		J-D															
Col. & 9th Ave. 1st gu. g. 5s. 1993		M-S	3,000	115		116	117 1/2	118 1/2		117 1/2	July 7	118 1/2	July 11	115 1/8	May 25	119	Jan. 29
Registered. 1993		M-S															
Lex. Av. & Pav. F., 1st, 5s. 1993		M-S		115 3/8		115		116 1/4						114	Mar. 3	116 1/4	Jan. 8
Registered. 1993		M-S															
Third Ave., 1st con. gu. 4s. 2000		J-J	493,000	95	8ale	93 7/8	8ale	94	94 1/2	93 3/8	July 7	94 3/4	July 20	93 3/8	July 7	96	June 30
Registered. 2000		J-J															
1st, gold, 5s. 1937		J-J		118 1/8	119	116 1/2		118 1/2						116	Mar. 12	121	June 29
Met. W. S. El. (Chic.) 1st 4s. 1938		F-A												94	Feb. 17	95	Jan. 5
Mil. El. Ry. & L. T. con. 30-yr. g. 5s. '26		F-A		105 1/2		105 1/2		104 1/2									
Minn. St. Ry., 1st, con. g. 5s. 1919		J-J				105		104 1/2									
St. Jo. Ry. Light H. & P., 1st, g. 5s. '37		M-N		106 1/4													
St. Paul City Cable, con. g. 5s. 1937		J-J	3,000		115			110		110	July 8	110	July 8	110	July 8	110	July 8
Guaranteed, gold, 5s. 1937		J-J						110									
Union El. (Chic.), 1st, g. 5s. 1945		A-O				79 1/2		79 1/2						80 1/2	May 3	81	Apr. 6
United Rys. St. Lou., 1st, g. 4s. '34		J-J				80 1/4	8ale	83 1/4	83 3/4	80 1/8	July 8	83 1/4	July 28	75 1/2	Jan. 4	83 1/4	July 28
United Rys. San Fran. s. f. 4s. 1927		A-O	637,000	75 1/2													
W. Chic. St. 40-yr. 1st con. 5s. 1928		M-N															
40-year con. g. 5s. 1936		M-N															
Gas & Electric L. Co. Bonds.																	
Atlanta Gas-Light, 1st, g. 5s. 1947		J-D															
B'klyn Un. Gas Co. 1st con. g. 5s. '45		M-N	13,000	112 3/4	8ale		115 1/4	115 1/4	115 3/4	115 1/4	July 7	115 1/2	July 27	112 1/4	May 25	115 1/2	July 27
Buffalo Gas Co., 1st, g. 5s. 1947		A-O	2,000		71	54 7/8		60		60	July 19	60	July 19	54	June 24	65	Feb. 18
Columbus Gas Co., 1st, g. 5s. 1932		J-J															
Consol. Gas conv. deb. 6s. 1930		J-J	547,000					172 1/2	173 1/2	171 3/8	July 1	173 3/4	July 14	171 3/8	July 1	173 3/4	July 14
Detroit City Gas Co., g. 5s. 1923		J-J	14,000	94 1/2		94 1/2		95 1/2	96 1/2	95 3/4	July 11	96 3/8	July 19	95 3/4	July 11	98	Apr. 19
Det. Gas Co., con. 1st, g. 5s. 1918		F-A		102													
Ed. El. Ill., B'kn. See K. C. E. L. & P.																	
Ed. El. Ill. See N. Y. G. & E. L. H. & P.																	
Eq. Gas L. Co. N. Y., con. g. 5s. 1932		M-S		112		111		112 1/2									
G. & Elec. Berg. Co. 1st con. g. 5s. '49		J-D															
General Elec., deb., g. 3 1/2s. 1942		F-A	20,000	87		90		90		90 1/2	July 7	90 1/2	July 7	88	Feb. 2	90 1/2	July 7
Gr. Rap. Gas-L. Co., 1st, g. 5s. 1915		F-A															
Hudson Co. Gas, 1st, g. 5s. 1949		M-N		104		105		105						103 7/8	May 14	105 1/2	Feb. 2
Kan. City, Mo., Gas, 1st, g. 5s. 1922		A-O															
Kings Co. E. L. & P., g. 5s. 1937		A-O															
Purchase money 6s. 1997		A-O		117	119 1/2	119 1/4	121 1/2	120 1/4						117 1/2	Jan. 12	120 1/8	June 20
Ed. El. Ill., B'kn, 1st con. g. 4s. 1939		J-J				92 3/4		92 1/2						93 3/8	May 2	94 5/8	June 23
Lac. Gas L.—1st, g. 5s. May. 1919		Q-F	12,000	105 1/2		108	8ale	108	109	107 3/4	July 1	108 1/2	July 28	105	Feb. 15	108 1/2	July 28
Milwaukee Gas L. 1st 4s. 1927		M-N	27,000		87	89 1/2	91 1/2	90 1/4	8ale	80	July 18	90 1/2	July 13	87 1/2	Jan. 6	90 1/2	July 13
Newark Con. Gas, con., g. 5s. 1948		J-D															
N. Y. Gas El. L. H. & Pow. Co.—																	
1st collat. trust, gold, 5s. 1948		J-D	87,000	107	108	108	108 1/2	107 1/2	109	108 1/2	July 5	109 1/4	July 21	105 1/2	June 3	109 1/4	July 21
Registered. 1948		J-D															
Purchase mon. col. tr., g. 4s. '49		F-A	255,000	91 3/4		94 1/2	95	95 3/4	96	95	July 6	96 1/2	July 20	90	Feb. 25	96 1/2	July 20
Ed. El. Ill., 1st, con., g. 5s. 1910		M-S	5,000	104	104 1/2	104 1/2	105 3/4	105 1/4		105 3/4	July 29	105 3/4	July 29	102 1/2	Mar. 5	105 3/4	July 29
1st consol., gold, 5s. 1995		J-J		113 1/2		118		118	120					115 1/4	Apr. 5	120 1/2	June 27

BONDS.		Int. Period.	Sales in July. Par value.	Price about January 2, 1904.		PRICES IN JULY.								RANGE SINCE JAN. 1.	
NEW YORK STOCK EXCHANGE.				Bid.	Ask.	July 1.		July 30.		Lowest.		Highest.		Lowest.	
				Bid.	Ask.	Bid.	Ask.	Sale Prices.		Sale Prices.		Sale Prices.		Sale Prices.	
Manufact'g & Indus. Bonds.			\$												
Am. Cot. Oil, extended, 4 1/2s. 1915			3,000	96	97 1/2	98 1/2	97 1/2	98	July 8	98	July 8	95	Mar. 14	99 7/8	Apr. 29
Am. Hide & L. 1st, s. f., g., 6s, 1919	M-S		137,000	70 1/2	72	80	Sale	85	July 1	85	July 21	70	Jan. 4	85	July 21
Am. Spirits Mfg. Co. 1st g. 6s. 1915	M-S		1,000		87		85	86	87	85 1/2	July 7	85 1/2	July 7	82	Mar. 15
Am. Thread, 1st, coll. tr., 4s. 1919	J-J		37,000		74 1/2		76 1/2	80		78 1/2	July 12	81	July 23	74	Jan. 18
Bar. & S. Car Co., 1st gold, 6s. 1942	J-J														
Cons. Tobacco, 50-yr. g. 4s. 1951	F-A		2,087,000	56 3/4	Sale	61 1/4	Sale	64 3/8	Sale	61 1/4	July 1	64 1/4	July 15	53 3/4	Feb. 8
Registered, 1951	F-A		5,000												
Distillers' S. C. conv. 1st g. 5s. 1927	A-O		541,000	63	64	64	Sale	63	63 1/2	63	July 28	65 3/4	July 7	57 3/4	Mar. 16
Distill. Co. of Amer. col. tr. g. 5s. '11	J-J			98 1/2		96 1/2		96 1/2							
Illinois Steel Co., deb., 5s., 1910	J-J			90		92 1/2		93							
Non-conv. debent., 5s., 1910	A-O			90		95		95							
Internat. Paper 1st con. g. 6s. '18	F-A		4,000	106 1/2		108 1/2		109 1/2	109 1/2	108 1/2	July 12	109 1/2	July 25	92	Feb. 23
Int. St. Pump, 10-yr. conv. 6s. '13	J-J		24,000	96				100 1/2	103	100 1/2	July 19	101 1/2	July 21	97	Feb. 8
Kiekerb. Ice (Chic.), 1st g. 5s. '28	A-O			92 1/2	93 1/2	97 7/8	98	101	Sale	97 7/8	July 5	101	July 22	92 3/8	Apr. 4
Lackaw. Steel 1st, conv. 5s. 1923	A-O		314,000	87	90	88	90	88		89	July 19	89	July 19	87	May 9
Nat. Starch Mfg. Co. 1st g., 6s. 1920	M-N		1,000				67							65 1/2	Feb. 29
Nat. Starch Co., s. f., deb. g., 5s. '25	J-J			33		39		40	Sale	38	July 20	41 1/2	July 14	35	Jan. 4
Stand'rd Rope & T., 1st g., 6s. 1946	F-A		39,000	1 1/2	2	1 1/2	3	1 3/4	3	2 1/2	July 28	2 1/2	July 26	1 1/2	May 2
Income, g., 5s., 1946	M-S		15,000												
United Fruit conv. 5s. 1911	M-S														
U. S. Envel., 1st, g. 6s. Ang., 1918	J-J														
U. S. Leath. Co. s. f., deb. g., 6s. 1913	M-N		1,000	107 1/2		110		109 7/8	110 1/2	110 1/2	July 29	110 1/2	July 29	107 3/4	Jan. 7
U. S. Realty & Imp. deb. g. 5s. '24	J-J		498,000					80 1/2	81	80 1/2	July 29	83	July 14	80 1/2	July 29
U. S. St. Corp. col. tr. 2d 5s Ap '63	M-N		1149,000	70 7/8	Sale	76 1/8	Sale	78	Sale	75 7/8	July 1	79 1/2	July 20	68 3/4	Jan. 7
Registered, April, 1963	M-N		17,000							76 7/8	July 5	79 7/8	July 18	68 3/4	Jan. 8
Coal and Iron Bonds.															
Col. Fuel & I. Co., gen. s. f., g. 5s. 1943	F-A		25,000	95 3/4	98	99		100		99 3/4	July 14	100	July 7	95 1/4	Mar. 11
Convertible deb., g., 5s., 1911	F-A		10,000	68	70		71 3/4	74	77 1/2	74	July 20	74	July 20	69	Jan. 5
Trust Co. certificates			18,000	72		69			73 1/2	69 1/2	July 8	75	July 25	69 3/8	June 30
Col. C. & I. Dev. Co., gn. g. 5s. 1909	J-J														
Col. Fuel Co., gen., gold 6s. 1919	M-N			105				10 3/4							
Gr. Riv. Coal & C., 1st, g. 6s. 1919	A-O		1,000		108			103		102 1/2	July 26	102 1/2	July 26	105	Feb. 26
De Bardel. C. & I. See T. C. & I.															
Jeff. & Cleaf. C. & I. 1st g. 5s. 1926	J-D			100		104		104							
2d, g., 5s., 1926	J-D			100		103	105 3/4	103							
Kan. & H. C. & C., 1st, gn. g. 5s. 1951	J-J														
Pleasant Val. Coal, 1st, s. f. 5s. '28	J-J														
Ro. & Pitts. C. & I., pur. m., 5s. 1946	M-N														
Un. Cr. Coal, 1st, g., s. f., 6s. 1912	J-D														
Tenn. C. I. & RR., gen. 5s., 1951	J-J		13,000		91				92	92	July 7	92	July 7	91 3/4	June 30
Tennessee Div., g., 6s. Jan., '17	A-O			100	102	102 1/2		102						102	Mar. 17
Birm. Div., 1st, con., 6s., 1917	J-J		5,000	99 1/2		106 1/2		106 3/4		106 3/8	July 5	106 5/8	July 5	101 1/2	Jan. 12
Cah. C. M. Co., 1st, gn. g., 6s. 1922	J-D			100											
De Bar. C. & I. Co., gn. g., 6s. 1910	F-A		4,000	98	102	103		104		105	July 15	105	July 15	100 1/2	Jan. 6
Va. Ir. Coal & Coke, 1st, g., 5s. '49	M-S		14,000		70		70	69		66 1/2	July 11	71 1/2	July 14	66 1/2	July 11
W. L. E. & P. C. Co. 1st, g., 5s. 1919	J-J														

a These are prices on the basis of \$5 to the £ sterling.

b These are prices on the basis of four marks to one dollar.

c Option sales.

STOCKS.—PRICES AND SALES FOR JULY, AND THE YEAR TO DATE.

Prices are on basis of 100-share lots. Exceptions of stocks which sell only in a small way are noted by the mark §. Option sales are disregarded.

STOCKS.		SALES TO AUG. 1		Price about January 2, 1904.		PRICES IN JULY.								RANGE SINCE JAN. 1.			
N. Y. STOCK EXCHANGE.		In July.	Since Jan 1	Bid.	Ask.	July 1.		July 30.		Lowest.		Highest.		Lowest.		Highest.	
Par.	Shares.	Shares.		Bid.	Ask.	Bid.	Ask.	Bid.	Ask.	Sale Prices.		Sale Prices.		Sale Prices.		Sale Prices.	
Albany & Susqueh. 100				220		225		225						\$150	Mar. 30	\$150	Mar. 30
Allegheny & West., gu. 100			10			145		145						25	July 11	27	Jan. 22
Ann Arbor 100	225	3 1/2		24	27	22	27	26	30	25	July 11	25	July 11	25	July 11	27	Jan. 22
Prof. 100	586	82 1/2		54	56	50	54	55	60	53	July 13	59	July 21	49 3/4	June 8	59	July 21
Aschison Top. & S. Fe. 100	686,398	2,851,069		69 3/8	Sale	72 7/8	Sale	76 7/8	Sale	72 3/4	July 1	79 7/8	July 19	64	Feb. 24	79 7/8	July 19
Preferred 100	35,501	152,594		90 1/8	Sale	93 3/4	Sale	95 3/8	Sale	93 3/4	July 1	98	July 20	87 3/8	Jan. 6	98	July 20
Atlan. Coast Line RR. 100	2,700	5,800		105	107 1/2	105	107 1/2	115	116 1/2	112 1/2	July 13	121	July 21	104 1/2	Feb. 18	121	July 21
Baltimore & Ohio 100	210,962	1,828,000		78 7/8	Sale	79 7/8	Sale	83 1/2	Sale	79 7/8	July 1	85 7/8	July 20	72 7/8	Mar. 14	85 7/8	Jan. 27
Prof. 100	2,433	15,225		89 1/2	91	91 1/2	92 1/2	92 1/2	95	92 1/2	July 28	95	July 10	37 3/8	Feb. 19	95	July 20
Brook'n Rapid Tr'nait. 100	431,601	2,569,828		82	Sale	49	Sale	50 3/8	Sale	49	July 1	53	July 19	38	Feb. 24	53	July 19
Buff. Roch. & Pittsb'g. 100	100	89 1/2		127	132	123	128	127 1/2	131 1/2	130	July 7	130	July 7	118 1/4	Mar. 2	130	July 7
Prof. 100		20		140	150	132	150	140	160					\$135 1/2	June 24	\$135 1/2	June 24
Buffalo & Susq., pref. 100	4,110	7,160						86 3/4	Sale	86 3/8	July 8	87	July 19	86 1/4	June 9	87	July 19
Canadian Pacinc. 100	41,735	349,013		118 1/2	Sale	125	Sale	123 1/2	124	122 1/4	July 27	126	July 18	x109 1/2	Mar. 12	126	July 18
Canada Southern 100	350	6,192		68 1/4	Sale	65 7/8	66	64 1/2	66	65 3/4	July 5	65 3/4	July 19	64	Apr. 29	68 1/4	Jan. 2
Central of New Jersey 100	4,362	17,168		160	Sale	161	162	163	165	162	July 5	166 1/2	July 13	154 1/4	Feb. 20	166 1/2	July 13
Chesapeake & Ohio 100	44,290	171,744		33 1/4	Sale	31 1/2	Sale	32 3/4	33 3/4	31	July 5	3 1/2	July 18	28 1/4	Mar. 14	36	Jan. 28
Chicago & Alton 100	14,225	136,975		37 1/4	Sale	37 1/4	38 1/2	39 1/2	Sale	38 1/2	July 5	41 1/2	July 26	33	Jan. 15	41 1/2	July 26
Prof. 100	1,630	96,697		75	Sale	77	81	81	84	80	July 18	81	July 13	75	Jan. 2	85 1/4	Jan. 21
Ohio. Enrl. & Quincy 100		3 1/2		185		180		180						\$181	Jan. 18	\$182	Jan. 14
Ohio. & East. Ill., pref. 100	125	545		118	124	121	140	125	135	124	July 27	124	July 27	124	Feb. 11	127	June 11
Chicago Great Western 100	26,920	252,621		16 1/2	Sale	13 7/8	Sale	13 7/8	Sale	13 3/8	July 11	15 1/4	July 20	12 7/8	June 8	17 3/4	Jan. 22
4 p. c. deb. 100	10	1,34		84 1/2	86 1/2	81 1/2	84	81	84	80 1/2	July 13	80 1/2	July 13	80 1/2	July 13	86 1/2	Apr. 16
5 p. c. pref. A. 100	2,160	12,344		67 1/4	69	52 1/4	56	50	51 1/2	49	July 11	55	July 5	47 1/2	June 6	71	Jan. 23
4 p. c. pref. B. 100	2,705	28,266		27 7/8	Sale	22	Sale	20 3/4	23	21 3/4	July 16	25	July 1	20	June 23	31	Jan. 21
Ohio Ind. & Louisv., pf. 100		148		80	85	80	85	70	85								

STOCKS. N. Y. STOCK EXCHANGE.	SALES TO AUG. 1.		Price about January 2, 1904.		PRICES IN JULY.								RANGE SINCE JAN. 1.			
	In July.	Since Jan 1			July 1.		July 30.		Lowest.		Highest.		Lowest.		Highest.	
	Shares.	Shares.	Bid.	Ask.	Bid.	Ask.	Bid.	Ask.	Sale Prices.		Sale Prices.		Sale Prices.		Sale Prices.	
American Linseed.....100	1,160	5,190	9	11½	6½	9	9	Sale	7½	July 7	9½	July 21	7	June 2	12	Jan. 22
Preferred.....100	217	3,587	28	35	24	30	26	31	29½	July 28	29½	July 28	22½	June 1	30	Mar. 21
American Locomotive.....100	41,245	289,052	18	Sale	19½	Sale	21	Sale	19½	July 1	23½	July 18	16½	Jan. 6	23½	Feb. 16
Pref.....100	5,498	40,476	75½	Sale	82	Sale	86	88	82	July 1	88	July 16	75½	Jan. 6	88	July 16
American Maltng.....100	350	4,820	3	3½	2½	4	3	4	3	July 22	3½	July 5	2½	Jan. 16	4¾	Jan. 22
Pref.....100	1,220	18,445	16¾	17½	17	19	16½	19	17	July 15	18	July 5	16	June 3	22	Jan. 14
Amer. Smelt. & Ref'g.....100	69,953	272,133	49½	Sale	54½	Sale	56½	57	x53½	July 8	58½	July 21	46	Feb. 26	58½	July 21
Pref.....100	19,158	141,235	90½	Sale	97	Sale	99	99½	96½	July 1	99½	July 25	88½	Jan. 6	99½	July 25
American Snuff.....100	300	1,655	100	126½	118	122½	120	130	119½	July 15	120	July 9	110	Jan. 21	120	Feb. 29
Pref.....100	720	4,608	83	85	88½	90	91½	Sale	89½	July 6	91½	July 2	85	Jan. 6	93	July 14
Amer. Steel Foundries.....100	3,400	4,270	5	7	3½	Sale	5	7	3½	July 1	7	July 15	3½	June 30	7	July 18
Pref.....100	805	2,350	42	47	27	Sale	30	35	26	July 7	35	July 23	26	July 7	38½	Jan. 25
American Sugar Refin.....100	120,777	841,687	127½	Sale	127	Sale	128½	Sale	127	July 1	130½	July 15	x122½	Mar. 7	131½	Jan. 25
Pref., new.....100	2,045	10,204	122	124	127	130	129	130	127½	July 9	129½	July 28	123	Jan. 4	130	June 23
Amer. Teleg. & Cable.....100	77	3,999	80	82	87	90	89	92	89	July 25	91	July 2	82	Jan. 11	92	June 4
Amer. Teleph. & Teleg.....100	3,350	12,299	128½	Sale	128½	130	132½	133½	128½	July 12	133½	July 19	121	Feb. 16	133½	July 19
American Tobac. pref.....100	200	1,817	130	140	138½	Sale	133	138	138½	July 1	140	July 12	130½	Feb. 11	140	July 12
American Woolen.....100	300	4,781	10½	14½	10½	Sale	11½	12½	10½	July 1	12½	July 27	10	Jan. 4	12½	July 27
Pref.....100	650	5,050	68	78	75	76	76	July 6	77	July 14	69	Jan. 25	77	July 14
Anaconda Mining.....25	8,010	47,799	76¾	Sale	70	72	70½	72	70½	July 29	76½	July 18	61	Feb. 20	80½	Apr. 12
Assoc. Merch'ts, 1st pf.....100	100	92½	Apr. 21	92½	Apr. 21
Brooklyn Union Gas.....100	190	16,655	212	217	210	220	210	220	215	July 21	215	July 21	185	Feb. 16	227	May 11
Brunswick Dock & C. I.....100	100	1,700	5	7	5	7	5	July 18	5	July 18	4	July 18	7	Jan. 26
Butterick.....100	100	3,120	49	51	48½	49	49	49½	48½	July 6	48½	July 6	x47½	Feb. 19	49½	Mar. 15
Cent. & S. Amer. Teleg.....100	20	270	97	101	101½	104	102	105	103½	July 13	104	July 20	103	May 3	104	June 13
Colorado Fuel & Iron.....100	34,998	98,509	30½	Sale	30½	Sale	34½	Sale	30½	July 1	33½	July 25	25½	Mar. 12	38½	July 25
Pref.....100	200	905	50	65	64	65	64	July 23	65	July 25	59½	Mar. 7	65	Jan. 27
Col. & Hook. Coal & Ir.....100	1,875	33,725	14½	15	9	Sale	8½	9½	9	July 1	9½	July 14	8	June 28	16½	Jan. 26
Commercial Cable.....100	100	4,755	160	168	175	200	181	200	180	July 11	180	July 11	163½	Jan. 16	193	Feb. 16
Comstock Tunnel.....100	2,000	10	May 25	10	May 25
1st income 4s, stamped.....100	22,000	12	May 2	18	May 9
Consol. Cal. & Va.....250
Consolidated Gas, N. Y.....100	33,095	673,605	193½	Sale	195½	Sale	192½	Sale	192	July 27	196½	July 6	185	Feb. 8	212½	May 16
Rights.....100	121,276	15	June 8	18½	June 23
Consolidat'n Coal of Md.....100	145	60	80	65	65	66	Apr. 16	68	Mar. 21
Continental Tobac. pf.....100	2,575	26,359	103	Sale	112½	Sale	113½	115	112½	July 1	115	July 23	101½	Jan. 4	115	July 25
Corn Products.....100	9,974	154,662	17½	Sale	10½	11	12½	Sale	11	July 8	13½	July 20	9¾	May 9	22½	Jan. 25
Pref.....100	3,872	18,118	65	70	65	69	68	67½	July 6	70½	July 14	65	Mar. 9	74½	Jan. 23
Cruicible St. of Am., pf.....100	4,120	75	Sale	x70	May 31	76½	Jan. 23
Detroit City Gas.....50	295	127½	Jan. 8	131½	July 26
Diamond Match.....100	65	2,890	24	Sale	22½	Sale	21½	22½	20¾	July 12	22½	July 1	19½	June 9	26½	Jan. 21
Distillers' Sec'ties Corp.....100	35,013	2½	Jan. 14	8	Mar. 31
Distillng of America.....100	184	43	Mar. 1	58½	Jan. 14
General Chemical.....100	200	1,866	53	57½	47	52	49	51	49	July 25	50	July 7	43	Jan. 1	58½	Jan. 14
Preferred.....100	500	93	100	92	97	93	97	94	Feb. 23	96	Mar. 17
General Electric.....100	17,949	74,429	171	177	156¾	Sale	160	162½	156	July 5	166¾	July 18	151	June 20	179½	Jan. 23
Rights.....100	18,237	33,513	5¾	Sale	5½	July 5	6½	July 14	4½	June 20	6½	July 14
Gold & Stock Tele'gh.....100	8	116	116	115	June 14	115	June 14
H. B. Claffin Co., 1st pf.....100	50	89½	May 25	89½	May 25
2d pref.....100	66	95	Apr. 14	95	Apr. 14
Homestake Mining.....100	100	340	50	52	50	53	54	52½	July 22	52½	July 22	49½	Mar. 29	54	June 17
Horn silver Mining.....25	1,100	125	Mar. 23	140	Apr. 28
International Paper.....100	22,639	56,781	11	Sale	11½	Sale	13	14	11½	July 1	14½	July 20	10½	May 26	14½	July 20
Pref.....100	4,575	29,109	64½	Sale	69½	Sale	69½	Sale	69	July 8	70¾	July 7	64½	Feb. 5	70¾	July 7
International Power.....100	1,900	8,400	23	50	35	35½	36	37½	34½	July 11	37½	July 18	26	Mar. 1	37½	July 18
Internat'l Steam Pump.....100	1,350	6,163	31	Sale	28½	32	31	Sale	30½	July 1	33½	July 19	29	June 7	40	Apr. 7
Pref.....100	620	2,366	72	78	72½	77	70	75	73½	July 29	77½	July 18	71½	Feb. 9	78	Apr. 7
Knickerb. Ice (Chic.).....100	100	52	60	52	60	9	Jan. 29	9	Jan. 29
Pref.....100	550	48½	Jan. 5	55	Mar. 5
Laclede Gas, St. Louis.....100	482	90	80	100	75	100	91	Mar. 17	104	Feb. 3
Pref.....100	3,370	8	10	7	10	10	13	7	July 11	14½	July 23	6½	Mar. 21	14½	July 23
Manhattan Beach Co.....100	395	100	110	120	110	120	110	Feb. 25	116	Feb. 24
Maryland Coal, pref.....100
Mergenthaler Linotype.....100	43,279	36	37	45¾	Sale	46¾	Sale	45¾	July 1	49¾	July 20	36	Jan. 4	49¾	July 20
National Biscuit.....100	927	9,153	98½	100½	107½	Sale	107½	109	107½	July 1	108½	July 19	100½	Jan. 16	108½	July 19
Preferred.....100	720	3,823	18	21	14	16	14½	15½	14½	July 28	17	July 21	14½	July 28	21	Jan. 22
Nat. Enamel. & Stamp.....100	374	1,599	78	82	78	82	72	82	75	July 28	78	July 9	75	July 28	83	Jan. 29
National Lead.....100	48,005	144,630	14½	16	20	Sale	20¾	Sale	20	July 1	24½	July 11	14½	Feb. 25	24½	July 11
Pref.....100	1,000	5,949	80	90	92¾	94	90½	94	91½	July 27	95	July 11	80½	Jan. 26	95	July 11
New Central Coal.....20	200	42	49	42	44	42	46	45	Feb. 2	45	Feb. 2
New York Air Brake.....100	3,710	22,575	128	136	125	131	127	Sale	125	July 16	129¾	July 13	120	Feb. 25	139¾	Jan. 22
New York Dock.....100	100	400	19	27	16	20	16	20	16	July 27	16	July 27	16	June 18	20	Apr. 21
Preferred.....100	22	362	41	50	40	45	40	45	39¾	July 5	39¾	July 5	40	Apr. 16	41	Feb. 23
N. Y. & N. J. Teleph'ne.....100	60	322	148	153	1											

GENERAL QUOTATIONS

—OF— BONDS AND STOCKS.

1. In the following twenty-eight pages of tables, quotations are given for all the more important securities listed on any Stock Exchange in the United States; also for leading unlisted and inactive securities.

2. Quotations from all Stock Exchanges are as near as possible for the last day of July. Of course the coupon, if there be one, maturing between the date of quotation and the date of this publication, is not deducted from the price.

3. Bond prices marked (\$) indicate that the purchaser must pay accrued interest in addition to the price given. The method of quoting on the New York Stock Exchange is to quote the price flat (that is to include the accrued interest in the price), and hence in the tables below no mark is now affixed where this method of quoting is followed.

4. Stock prices marked thus (†) are per share. All others are per cent except bank stock prices, which are quoted per share unless otherwise stated.

5. It should be borne in mind in the use of these tables that the quotations for many inactive and unlisted securities are merely nominal, but in all cases the figures are obtained from sources which are considered reliable.

6. The following abbreviations are often used, viz: "M." for mortgage, "g." for gold, "g'd" for guaranteed, "end." for endorsed, "cons." for consolidated, "conv." for convertible, "s.f." for sinking fund, "l.g." for land grant, "op." for optional.

7. The black-faced type in the letters showing the interest period indicates the month when the bonds mature.

Bonds.		Bid.	Ask.	Bonds.		Bid.	Ask.	Bonds.		Bid.	Ask.
RAILROAD BONDS.											
<i>Bonds of companies consol'd are often under the consolidated name.</i>											
Akron & Barberton Belt—1st g. 4s, June 1, 1942.....	J&D	99	101	Baltimore & Ohio—(Con.)				Canadian Pacific—			
Alabama Cent.—See South'n Ky.				Pitts. Jc. & M. div. 3 ¹ / ₂ s, g., '25. M&N	90 ¹ / ₂	91 ³ / ₈		1st M., deb. 2, g., 5s, 1915 ..	J&J	108	110
Ala. Gt. South. 1st, 6s, 1908. J&J		105		So'w't div. 1st g., 3 ¹ / ₂ s, 1925. J&J	91 ¹ / ₂	91 ³ / ₄		Land grant gu., 3 ¹ / ₂ s, g., 1938. J&J		100	102
Debiture 6s, gold, 1906. F&A		105		Pittsb. Lake Erie & W. Va.—				Cons. debent. 4s, perpetual. J&J		108 ¹ / ₂	109 ¹ / ₂
General mortgage 5s, 1927. J&D		105		Refunding gold 4s, 1941. M&N	98	98 ³ / ₈		Ont. & Que., deb. gu. 5s, perp. J&D		133	136
Belt Ry. of Chattanooga—				W. V. & P. 1st 4s, g., 1990. A&O	96	98		New Brunsw., 1st, g., 5s, '34. F&A		115	117
1st M. 5s, July 1, '45, op. '03. J&J		95		Pittsburg June.—1st g., 6s, '22. J&J	117			Cons. deb. 4s, perpetual. J&J		104	106
Ala. Midland—See At. Coast Linc.				2d g., 5s, July 1, 1922. J&J	95			Carb. & Shaw.—See Ill. Central.			
Ala. N. O. T. & P. June.—				Pitts. Jct. Term.—5s, 1907. A&O	100			Carthage & Adron.—See N. Y. Cent.			
"A" deb., 5s, g., 1910-1940. M&N		108	110	Monon. Riv. 1st g. 5s, 1919. F&A	108 ¹ / ₂			Carolina Central—See Seab. Air L.			
"B" deb., g., 5s, 1910-1940. M&N		100	102	Schuylkill River East Side RR.,				Catawissa Consol. g. 4s, 1948. A&O		111 ¹ / ₂	
"C" deb., g., 5s, Nov. 1, 1940. A&O		87	89	1st gu., g., 4s, June 1, 1925. J&D	103 ¹ / ₂	104		C. R. 1a. F. & N.—See E. C. R. & N.			
Alabama & Vicksburg—				Staten Isl. Rapid Transit—				C. R. & Mo. Riv.—See Chic. N. W.			
Con. g., 5s, 1921. A&O		95		1st g. 6s, Jan. 1, 1913. A&O	110			Central Branch Ry.—See Mo. Pac.			
2d. consol. g. 5s, 1921. A&O		90		Central Ohio—				Cent. Br. U. Pac.—1st g. 4s, '48. J&D		94	
Vicks. & Mer., 1st, g., 6s, '21. A&O		111		Reorg. 1st cons. g. 4 ¹ / ₂ s, '30. M&S	108	111 ¹ / ₂		Central of Georgia—			
Albany & North. 1st 5s, 1946. J&J		91 ¹ / ₂		Pitts. Olive & Tol. 1st. 6s, '22. A&O	120 ¹ / ₂			Coll. trust, 5s, g., 1937. M&N		108 ¹ / ₂	
Albany & Susq.—See Del. & Hud.				Pitts. & West.—1st. 4s, 1917. J&J	95			1st M., g. 5s, Nov. 1, 1945. F&A		118	
Allegheny Valley—See Penn. RR.				do J. P. M. & Co. certfs.	97			Cons. g. 5s, 1945. M&N		109 ³ / ₄	110 ¹ / ₂
Alleg. & West.—See Buff. R. & P.				Baltimore & Potomac—				Equip. 4 ¹ / ₂ s, May 1, 1910. M&N		b 5%	4 ¹ / ₂ %
Allentown Term. 4s, g., 1919. J&J		102 ¹ / ₂		1st, 6s, g., gu., 1911. A&O	114			Equip. 4 ¹ / ₂ s, Nov. 1, 1910. M&N		b 5%	4 ¹ / ₂ %
Alton Bridge—See St. C. M. & St. L.				1st tunnel 6s, g., gu., 1911. J&J	113			Mobile Div. g. 5s, 1946. J&J		107	
Ann Arbor 1st g., 4s, 1995. Q. J		94 ¹ / ₂		Bangor & Aroostook—				Macon & Nor. g. 5s, 1946. J&J		104	
Asheville & Spartanburg—S. U. &				1st mort., 5s, g., Jan. 1, 1943. J&J	117	119		Mid. Ga. & Atl., 1st 5s, 1947. J&J		106	
Col., 1st m., g., gu., 4s, 1995. J&J		80		2d, 5s, g., July 1, 1945. J&J	111			Oconee Div. 1st g. 5s, 1945. J&D		106	
Atoh. & East'n Br.—4s, 1928. J&J		75		Piscat. Div. g. 5s, Jan., 1943. A&O	116	118		Eatonton Br. 5s, g., 1926. J&D		106	
Atoh. & Nebraska—See C. B. & Q.				Van Bur. Ex. 5s, g., Jan., '43. A&O	115	117		1st in. (up to 5), Nov., 1945. Oct.		79	80
Atchison Topeka & Santa Fe—				Aroost'k Nor.—5s, g., 1947. A&O	108			2d in. (up to 5), Nov., 1945. Oct.		42	43
Gen. mort., gold, 4s, 1995. A&O		103	103 ¹ / ₂	Cons. ref'd'g g. 4s, 1951. J&J	94	95		3d in. (up to 5), Nov., 1945. Oct.		26 ¹ / ₂	28
Adjustment 4s, July 1, '95. Nov.		95	96	Battle Creek & Stur.—See Mich. C.				Chattahoochee & Gulf RR.—			
Stamped. M&N		92 ³ / ₄	93	Bellingham Bay & British Col.—				1st g., 5s, July 1, 1930. J&J		102	
Deb. 4s, Feb. 1, 1905, to '14. F&A		4 ¹ / ₂ %	to 5%	1st g., 5s, Dec. 1, 1932. J&D	99	101		Chat. Div. g. 4s, 1951. J&D			91
Series C, 1905. F&A		99 ³ / ₈		Bell & Caron. See Ill. Central				Chat. R. & South. g. 5s, 1947. J&J		105	
Series L, 1914. F&A		93		Bell's Gap—See Pa. & North'ern.				Ocean SS. Co., g., gtd. 5s, '20. J&J		107	
East Okla. Div. 1st g., 4s, '28. M&S		96	97	Belt Ry. of Chatt. See Ala. Gr. Sou.				Cent. N. Eng. 1st g., 5s, 1919. F&A		100	
Chic. & St. L., 1st, 6s, 1915. M&S		112		Belvidere Del.—Gu. 4s, 1927. F&A	103 ³ / ₄			Gen. inc. g., 5s, Feb. 1, '49. Oct. 1		35	40
Hutch. & So. 1st g., 5s, 1928. J&J		101		1st g. gu. 3 ¹ / ₂ s, 1943. J&J	99 ³ / ₄			Dutchess Co. 1st, g. guar. 4 ¹ / ₂ s,			
San. Fr. & San Joaquin Valley—				Bennington & Rutland—See Rut'd				1940. J&D		105	107 ¹ / ₂
1st g. 5s, Oct. 1, 1940. A&O		117 ¹ / ₂	117 ⁵ / ₈	Birm. Belt—See St. L. & San Fran.				Central of New Jersey—			
Atl. & Char.—See Southern Ry.				Boca & Loyalton RR.—				Gen. M. (now 1st) g., 5s, '87. J&J		132 ⁷ / ₈	134
Atlan. Knox & Nor.—1st g., '46. J&D		110 ¹ / ₂		1st g. 6s, Apr. 1, 1923, opt. A&O		106		Conv. deb., 6s, 1908. M&N		156	
Atlanta & W. Pt.—Deb. 6s, opt. J&J		106	108	Boston & Albany—4s, 1913. A&O	102 ¹ / ₂			Serial equipment 4s. Basis		4 ³ / ₈ %	
Atlantic & Dan.—See South'n RR.				3 ¹ / ₂ s, Jan. 1, 1951. J&J	99	100		Leh. & W. mort. 5s, 1912. M&N		103 ¹ / ₂	104
Atlantic & Yad.—See South'n RR.				Ref'd'g 3 ¹ / ₂ s, gn. N. Y. C. '52. A&O	99	100		Ext. 4 ¹ / ₂ s, June 1, 1910. Q. M		102 ¹ / ₂	102 ³ / ₄
Atlantic City RR.—				Bos. Clin. F. & N. B.—See Old Col.				Am. D. & Imp. Co., gtd., 5s, '21. J&J		112 ¹ / ₂	115
5s, g., guar'd, 1919. M&N		110 ⁵ / ₈	111 ⁷ / ₈	Bos. Con. & M.—See Con. & Mont.				N. Y. & L. Br., Gen. g. 4s, '41. M&S		111 ¹ / ₂	
1st consol. g. gu. 4s, 1951. J&J		94		Bos. & Lowell—4s, Sept., '05. M&S	100			Gen., g., 5s, 1941. M&S		132 ³ / ₄	
Atlantic Coast Co. of Conn.—				4s, June, 1907. J&D	100			Central Pacific—See So. Pacific.			
Certs. Indebt., 5s, irredem. J&D		112 ¹ / ₂	119	4s, Feb. 1, 1913. F&A	101 ³ / ₄			Cent. Vermont 1st g. 4s., '20. Q. F			80 ¹ / ₂
Certs. of Indebt., 4s, opt. 1920. J&J		93	94	4s, March, 1915. M&S	102 ¹ / ₂			Charles. & Sav.—See At. Coast L.—			
Atlantic Coast Line RR.—				4s, July 1, 1916. J&J	102 ¹ / ₂			Charleston & Western Carolina—			
1st cons. 4s, July 1, 1952. M&S		99	99 ¹ / ₂	4s, Oct. 1, 1918. A&O	103			1st g. 5s, Oct. 1, 1946. A&O		110	
Certs. of Indebt., 4s. J&J			91 ¹ / ₂	4s, April, 1932. A&O	105			Aug. Term. 1st gu. g. 6s, '47. A&O		110	
Petersb'g—Class A, 5s, g., '26. J&J		112		3 ¹ / ₂ s, July 1, 1919. J&J	97 ¹ / ₂			Charlotte Col. & Aug.—See South'n			
Class B, 6s, g., 1926. A&O		125		Boston & Maine—4 ¹ / ₂ s, g., 1944. J&J	115	116		Chateaugay Ry.—See Del. & Hud			
Rich. & Peters. 6s, 1915. M&N		116 ¹ / ₄		4s, Improvement, 1905. F&A	100			Chesapeake & Ohio—			
Consol. 7s, 1915. M&N		124		4s, Feb. 1, 1907. F&A	100	101		Series A, g., 6s, July 1, 1908. A&O		107 ¹ / ₂	
Consol. 4 ¹ / ₂ s, g., 1940. A&O		107		4s, Feb. 1, 1937. F&A	105			1st Mortg. g., 6s, Jan. 1, 1911. A&O		111 ¹ / ₂	
Nor. & Car. 5s, 1939. A&O		115		4s, Aug. 1, 1942. F&A	105 ¹ / ₂			Term., 1st, g., 6s, 1922. J&D			
Wil. & Wel. gen. g. 5s, 1935. J&J		115		4s, Nov. 1, 1921. M&N	97 ¹ / ₂			1st con., g., 5s, 1939. M&N		118	119
Gen. mort. g. 4s, 1935. J&J		100		3 ¹ / ₂ , Jan., 1923. J&J	97 ¹ / ₂			General 4 ¹ / ₂ s, gold, 1992. M&S		106 ¹ / ₄	106 ³ / ₄
Savannah Florida & Western—				3s, July 1, 1950. J&J	86			Car tr. g., 4s, Ser. B., '04 to '12. F&A		b 5%	4 ¹ / ₂ %
1st M., g., 6s, 1934. A&O		127 ¹ / ₂		Eastern Mass., 6s, g., 1906. M&S	103 ¹ / ₂			Car. tr. g. 4s, Ser. C, '05 to 12. M&S		b 5%	4 ¹ / ₂ %
1st M., g., 5s, 1934. A&O		113 ¹ / ₄		Port. & Roch. 4s, Oct., 1907. A&O	99	100 ¹ / ₂		5% notes, Apr. 4, 1906. A&O ⁴		100 ³ / ₄	
Ala. Mid.—1st g. 5s, '28. M&N		113 ³ / ₄		Ports. Gt. F. & Con., 4 ¹ / ₂ s, '37. J&D	114			R. & A. Div. 1st con. g. 4s, '89. J&J		101	
Charleston & Savannah—				Bos. & N. Y. A. L.—See N. Y. N. H. & H.				2d con., g., 4s, 1939. J&J			98
Gen. 7s, g., Jan. 1, 1936. J&J		134		Boston & Prov.—4s, 1918. J&J	103	104 ¹ / ₂		Craig Valley, 1st, 5s, g., '40. J&J		110 ¹ / ₂	112 ⁷ / ₈
Bruns. & West., 1st 4s, '38. J&J		95		Boston Rev. B. & L. 4 ¹ / ₂ s, '27. J&J	107			Warm Sp. Val. 1st 5s, g., '41. M&S		105 ¹ / ₂	
Silver Springs Ocala & Gulf—				Bost. Win. & Shore 5s, 1906. M&S	100	102		Elevator Co., g. 4s, 1938. A&O		75	
4s, g., 1918. J&J		97 ³ / ₄		Bruns. & W.—See At. Coast Line.				Gr'n'b'r Ry., 1st, g., gd. 4s, '40. M&N		91	
Atlantic Coast Line of S. C.—				Buff. & Erie—See L. Sh. & M. So.				Chicago & Alton Ry.—			
Northeast of S. C., consol.				Buff. N. Y. & Erie—See Erie.				1st Hen g. 3 ¹ / ₂ s, 1950. J&J		78	78 ¹ / ₂
gold, 6s, 1933. J&J		126 ¹ / ₂		Buffalo Rochester & Pittsburg—				RR. ref'd'g g. 3s, 1949. A&O			85
Wil. Col. & Aug. 6s, 1910. J&D		110		General 5s, g., 1937. M&S	116 ¹ / ₄			Coll. notes, 4s, 1907, op. '04. J&J		98 ¹ / ₂	
Gen. 1st g. 4s, July, 1948. J&J		100		Al. & West. 4s, g., g'd, 1998. A&O	102	104		Miss. R. Bdge. 6s, g., 1912. A&O		101	
Atlantic Tenn. & O.—See So'n Ry.				Roch. & P., 1st, g., 6s, 1921. F&A	122 ³ / ₄			Chicago Burlington & Quincy—			
Aug. Term.—See Charl. & W. Car.				Consol., 1st, g., 6s, 1922. J&D	124			1st 7s, extended at 4%, 1905. J&J			

Bonds.		Bid.	Ask.	Bonds.		Bid.	Ask.	Bonds.		Bid.	Ask.
C. B. & Q. joint 4s—See Gt. North				Chic. St. P. Minn. & Om.—				Delaware Lack. & West.—			
Chic. & Cin.—See Chic. Cin. & L.				S. S. M. & S. 1st M., 5s, '15. M&N	107			1st mort. 7s, Sept., 1907. M&S	111 3/4		
Chicago Cincinnati & Louisville—				Chic. Term. Trans. g. 4s, 1947. J&J	73 1/2	74 7/8		Morris & Essex, 1st, 7s, '14. M&N	129 1/2	130 5/8	
Gen. ref. g. 4 1/2s, 1953. J&J	98	100		Chic. G. W. 5s g. 1936. J&D	105			1st, con. 7s, guar., 1915. J&D	130 1/2	131 3/4	
Equip. g. 5s, '05 to '13. J&D				Chic. & Tomah.—See Chic. & Nor.				4 1/2s, Pur. Mon., Jan., 1912. J&J	104		
Cincinnati & Indiana West. RR.—				Chicago & Western Indiana.—				Ref'g g. 3 1/2s, Dec. 1, 2000. J&D	103 1/2	104	
1st g. 5s, June 1, '52, op. '12. J&D		110		Gen. g. 6s, Dec. 1, 1932. Q-M	112			N. Y. Lack. & Western—			
Cin. Rich. & Muncie—				Consol. g. 4s, 1952. J&J	97 1/2	99		1st, 6s, g'd, Jan. 1, 1931. J&J	130	131	
1st g. 5s, 1950, opt. 1910. A&O		110		Chic. & West Mich.—See Pera Mar				2d, 5s, g'd, constr., 1923. F&A	114 3/4		
Chicago & Cincinnati RR.—				Chic. Wis. & Minn.—See Wis. Cent.				Term. & Imp. 4s, g'd, '23. M&N	103		
1st g. 5s, 1952, opt. 1912. F&A		110		Choc. Ok. & Gulf—				Oswego & Syracuse—			
Chic. & East. Ill.—1st, 6s, '07, s. f. J&D	106 1/2	107		Gen. M., g., 5s, Oct. 1, 1919. J&J	107	108		Guar., 5s, 1923. M&N	112		
1st, consol. 6s, gold, 1934. A&O	133 1/2			Consol. g. 5s, 1952. M&N	104 3/4			Consol. mort., 7s, 1907. M&S	110		
Gen. consol. 1st, 5s, 1937. M&N	118 1/2			Choctaw & Memphis—				Syracuse Binghamton & N. Y.—			
RR. Eq'p., 5s, Ser. B. '04-'10. Q-M	110	4 1/2%		1st, g., 5s, Jan. 1, 1949. J&J	110 1/2			Con. 7s, g'd, Oct. 1, 1906. A&O	108		
Danv. & G. Ck, 1st M. 6s, '20. M&N	110			Cin. Dayton & Ironton—				Valley, N. Y., 1st, 5s, 1911. F&A	102		
Ch. & I. C. Ry.—1st 5s, 1936. J&J	116			1st, g. g'd, 5s, 1941. M&N	113 1/4			Warren, consol. 7s, 1905. M&S	103 1/2		
Ev. T. H. & Chic. inc. 6s, '20. M&N	110			Cinn. Find. & Ft. W.—See Cinn. H.				1st refund. g. 3 1/2s, 2000. F&A	100	103	
Chic. Hammond & West—				Cincinnati Hamilton & Dayton—				Sto Grande Western—			
1st, g., 6s, Jan. 1, 1927. J&J	118			Consol. s. f., 7s, 1905. A&O	101 1/2			1st, con., g., 4s, 1936. J&J	100		
Chic. & I. C. Ry.—See Chic. & E. Ill.				Consol. s. f., 6s, 1905. A&O	100 1/4	100 3/4		1st, con. g., 4 1/2s, 1936. J&J	106		
Chicago Indiana & Eastern Ry.—				Consol. s. f. 5s, 1905. A&O	100	100 1/2		Impr., gold, 5s, 1928. J&D	106	107 1/2	
1st, g., 5s, May 1, 1942. M&N	106	108		General 5s, gold, 1942. J&D	110 3/4			Sto Grande Western—			
Chic. Ind. & Louisville—				2d mort., gold, 4 1/2s, 1937. J&J	108 3/4	110		1st, g. 4s, July 1, 1939. J&J	99 3/4	100 3/4	
Ref'd'g mtg., g., 6s., 1947. J&J	129 1/4	130 1/2		Day & Mich., 1st 5s g'd 1911. J&J	105 3/4	106 1/4		Mort. & col. tr. g. 4s, '49, opt. A&O	89	90	
Ref'd'g mtg., g., 5s, 1947. J&J	112 1/2			Cinn. Findlay & Ft. Wayne—				Ut. C't., 4s, g'd, g., Jan. 1, '17. A&O	90		
L. N. A. & O., 1st 6s, 1910. J&J	109 3/4	110 1/2		1st g. gu. 4s, 1923. M&N	95			Denver & Southwestern—			
C. & I. Div., g., 6s, 1911. F&A	107			C. I. St. L. & C.—See C. C. & St. L.				Mid. Term. 5, 1925. J&D	70		
Chicago Milwaukee & St. Paul—				Cincinnati Indianapolis & West.—				Gen. skg. f'd, g., 5s, 1929. J&D	21		
Gen., g., 4s, A., May 1, 1939. J&J	109			1st & ref. g. 4s, 1953. J&J	96 1/4	97 1/4		Des M. & F. D.—See C. R. I. & Pac.			
Gen., g. 3 1/2s, B., May 1, 1939. J&J	96	99		Cin. & Ind. W'n.—See Chic. Cin. & L.				Des M. & Minn.—See Chic. & N. W.			
Consol. 7s, 1905. J&J				Cincinnati Lebanon & Northern—				Des M. Iowa Falls & Northern—			
Fargo & So., g. 6s, ass'd, 1924. J&J	127 1/4			1st, 5s, 1916. J&J	108	110		1st g. 5s, 1931. J&J	102	102	
Dubuque Div., 1st, 6s, 1920. J&J	125 1/2			1st cons. gu. g. 4s, 1942. M&N	99 1/2	100		Des Moines Union 5s, 1917. M&N	102		
South. Div., 1st, 6s, 1909. J&J	109 3/4			Cinn. & Muskingum Valley—				Detroit Grand Haven & Mil.—			
Dak. & Gt. So., 1st g. 5s, 1916. J&J	111 1/2			1st g. gu. g. 4s, 1948. F&A	95			1st Equip. 6s, Nov. 14, '18. A&O	98		
La. & D. Div., 1st, 5s, 1919. J&J	112 1/4			Cincinnati N. O. & Tex. Pac.—				Con. guar. 6s, Nov. 15, 1918. A&O	98		
So. Minn., 1st, 6s, 1910. J&J	110 7/8			Equip. 4s, Sept. '04, Mar. '11. M&S	Basis	5%		Det. Gr. Rapids & W.—See Pere Ma	rq.		
H. & Dak. Ext., 1st, 7s, '10. J&J	115 5/8			Cin. North'n 1st g. 4s, 1951. J&J	85	93		Detroit & Mack.—			
1st M. 5s, 1910. J&J	105 3/4			Cin. Rich. & F. W.—7s, g., '21. J&D	120	125		Prior lien, g., 4s, 1995. J&D	98 3/4	101	
Iowa & Dakota ext. 1st 7s, '08. J&J	170			Cin. Rich. & Mun.—See Chic. Cin. & L.				Mort. gold, 4s, 1995. J&D	92 3/4	95	
Chic. & Pac. Div., 6s, 1910. J&J	110 5/8			Cin. San. & Cleve.—See C. C. & St. L.				Detroit Mac. & Marq.—			
West'n Div., gold 5s, 1921. J&J	115 3/4	116 5/8		Clearf'd & Jeff—See Pa. & Nor. W.				Land grant inc. 7s, 1911. A&O	80	82	
Ch. & Mo. Riv., 1st 5s, 1926. J&J	117 3/4	119 5/8		Clearf. & Mahoning—See B. R. & P.				Detroit M. & Tol.—See L. S. & M. S.			
Mineral Pt. Div., 5s, 1910. J&J	106			Cleveland Akron & Columbus—				Detroit Southern—			
Chic. & L. Sup. Div., g., 5s, '21. J&J	114 7/8			Gen. gold 5s, 1927. M&S	112 1/2	114 1/2		1st mtg., g. 4s, June 1, '51. J&D	38	41	
Wis. & Minn. Div., g. 5s, '21. J&J	114 5/8			1st cons. gu. g. 4s, 1940. F&A	94			Ohio South. g. 4s, Mar., '41. M&S	78	80	
Wis. Val. Div.—1st, 6s, 1920. J&J	125 1/2			Oleve. Cin. Chic. & St. Louis—				Duluth & Iron Range—			
1st, 7s, 1909. J&J	111			General 4s, gold, 1993. J&D	102			1st, 5s, 1937. A&O	113 1/2		
Terminal 5s, gold, 1914. J&J	109 7/8			Cairo Div., 1st g. 4s, 1939. J&J		100 3/8		2d mort., 6s, 1916. J&J	100		
Milw. & No., 1st 6s, 1910. J&D	111 5/8			St. L. Div., 1st, col. tr. g. 4s, '90. M&N	100 7/8	102		Duluth Missabe & Northern—			
1st consol. 6s, 1913. J&D	116			White W. V. Div., 1st, 4s, g., '40. J&J	98			1st, g., 6s, 1922. J&J			
Ch. & No. M.—See Pere Marquette.				C. W. & M. Div., 1st, 4s, g., '91. J&J	98	99		1st cons. g. 6s, Jan. 1, 1923. J&J			
Chicago & North Western—				Spr. & Col. Div., 4s, 1st, g., '40. M&S	95			2d mort., g. 5s, Jan. 1, 1918. J&J			
General 3 1/2s, g., 1987. M&N		99		Cin. San. & Cleve. con. g. 5s, '28. J&J	111 3/4	114		Duluth South Shore & Atlantic—			
Con. s. f. 7s, Feb. 1, 1915. Q-F	130			Ind. & St. L., 1st 7s, 1919. A. J. & J	129			1st, g., 5s, 1937. J&J	112	114 1/2	
Sinking fund 6s, 1929. A&O	112 1/2	118		1st 7s, July, 1919, series B. M&S	131			Dul. Short Line—See St. P. & Dul.			
5s, 1929. A&O	111			1st 7s, July, 1919, series C. M&N	130			Dutchess Co.—See Cent. New Eng.			
Sink. fd. debent. 5s, 1933. M&N	117			C. I. S. L. & C. 1st, 4s, g., Au, '36. Q-F	102			East Tenn. Va. & Ga.—See So. Ry.			
25-year deb. 5s, 1909. M&N	105			Con. s. f. 6s, 1920, dr. @ 105. M&N	105			Eastern Mass.—See Boston & Me.			
30-year deb. 5s, 1921. A&O 15	109 3/4			Peoria & East, cons., 4s, '40. A&O	99			Eastern Minn.—See St. P. M. & M.			
Exten. bonds, 4s, 1926. F&A 15	103 1/2			2d cons. income 4s, 1990. Apr. 1	61	61 1/2		Easton & Amboy—See Lehigh Val.			
Boyer Val., 1st g. 3 1/2s, 1923. J&D	95			Id. Blm. & W. ext. 4s, 1940. A&O	100			Elgin Joliet & Eastern—			
Minn. & Iowa, 1st g., 3 1/2s, '24. J&D	95			O. Ind. & W. g. 5s, Apr., 1938. Q-J	100			Gold 5s, 1941. M&N	116		
Des M. & Minn., 1st, 7s, 1907. F&A	109			Clev. Col. Cin. & Indianapolis—				Elizab. Lex. & Big S.—See C. & O.			
C. M. & N. W., 1st M., 6s, 1905. M&N	102			Consol. mort., 7s, 1914. J&D	121			Elmira Cort. & Nor.—See Leh. Val			
Winona & St. P., 2d, 7s, 1907. M&N	110 1/2			Cons. sink'g fund 7s, 1914. J&D	121 1/2			Elmira State Line—7s, 1905. A&O	101 1/2		
1st exten., 7s, gold, 1916. J&D	130 5/8			Gen. con., g., 6s, 1934. J&J	128 1/2			Elmira & Williamsport.—			
Mil. & Mad., 1st, 6s, 1905. M&S	107 1/2			Central Indiana Ry. Co.—				1st, 6s, cons. 1910. J&J	108 3/4		
Ott. C. F. & St. P., 5s, 1909. M&S	105 3/4			1st gold guar. 4s, 1953. M&N	97 1/4	98		Income 5s, 2862. A&O	112		
North. Ill., 1st, 5s, 1910. M&S	106 1/2			Cleveland Lorain & Wheeling—				Erle—			
Madison ext., 1st g. 7s, 1911. A&O	117			Con., now 1st, g. 5s, 1933. A&O	112			N. Y. & E. 1st ext. 4s, g. 1947. M&N			
Marshfield ext., 1 M. 5s, '22. A&O				Stamped, subject to call.	112	116		5s, 2d, ext., gold, 1919. M&S	113 3/4		
Menominee ext., 1st g. 7s, '11. J&D	117			Clev. & Mah. Val.—5s, g., 1938. J&J	114 1/2			4 1/2s, 3d, ext., gold, 1923. M&S	108 7/8		
Menominee Riv., 1st, 7s, '06. J&J	105			Clev. & Marietta—See Penn. RR.				5s, 4th, ext., gold, 1920. A&O	112 3/4		
No. West. Un., 7s, g., 'nel, '17. M&S	130 1/2			Cleveland & Pitts.—See Penn. Co.				4s, 5th, ext., gold, 1928. J&D	100 1/2		
Chic. & Tomah, 1st, 6s, 1905. M&N	102			Cleveland Term. & Valley—				7s, 1st, con. g., 1920. M&S	134 3/4		
Dak. Cent., 1st c. 6s, 1907. M&S	105			1st, 4s, g., 1995. M&N	95	97		7s, 1st, con., g., fund, 1920. M&S	133 1/2		
Prin. & Nor'w., 3 1/2s, 1926. J&J	95 1/4	96		Coahulla & Pac. 1st g. 5s, '30. F&A	45	65		Prior lien g. 4s, 1996. J&J	98 1/4	98 3/4	
Peoria & Nor'w., 3 1/2s, '26. M&S	95 1/4	96		Colo. Midland—1st, 4s, g., '47. J&J	60 1/2	63		Gen. lien, g., 4s, 1996. J&J	84 1/2	85	
Sioux City & Pac., 3 1/2s, '36. F&A	94 3/4	96		Colo. & So. 1st g. 4s, 1929. F&A	85	85 1/2		New conv. g. 4s, Apr. 1, '53. A&O	83	86	
Cedar R. & M., 1st, 7s, 1916. M&N	128			Columbia & Gr.—See Southern Ry.				Penn. coll. g. 4s, Feb. 1, 1951. F&A	92 1/2	93 3/4	
1st mort., 7s, 1909. J&D	113 3/4	115 5/8		Col. Hook. Val. & T.—See Hook. Val.				Buff. N. Y. & E., 1st, 7s, 1916. J&D	125		
Frem. Elk. & Mo. V., 6s, '33. A&O	137 1/2			Col. & Ind. Cen.—See Penn. RR.				Buff. & So. W., 1st, 6s, g. 1908. J&J	104		
Unstamped.	137 1/2			Col. Connect. & Ter.—See Norf. & W.				2d M., g., 5s, 1908. J&J	100		
Milwaukee Lake Shore & W'n—				Concord & Montreal—				Jeff. RR., 5s, gu., g., Jan., '			

Bonds.	Bid.	Ask.	Bonds.	Bid.	Ask.	Bonds.	Bid.	Ask.
Fitchburg—(Concluded).—			Iowa Cent.—1st, g., 5s, 1938. J&D	111	113	La. Western—1st, 6s, 1921.... J&J	108
4s, July 1, 1916..... J&J	\$101	1st & ref'd'g g. 4s, 1951.... M&S	87½	Louisv. Clin. & Lex.—See L. & N.		
4s, Refunding, Mar., 1927.... M&S	\$103	Iowa Falls & S. C.—1st, 7s, '17. A&O	\$127½	128½	Louisville Henderson & St. L.—		
4s, Jan., 1928..... J&J	\$103	Jacksonville Terminal—			1st mort., g., 5s, 1946..... J&J	\$106½	108
3½s, Oct. 1, 1920..... A&O	\$ 96	1st M., 5s, g., d, July 1, 1939. J&J	102	Louisville & Jeffersonv. Bridge—		
3½s, Oct. 1, 1921..... A&O	\$ 96	Jefferson—See Erie.			Guaranteed gold 4s, 1945.... M&S	98	99
Troy & Boston.—7s, 1924.... J&J	\$140	Jeff. Mad. & Ind.—See Penn. RR.			Louisville & Nashville—		
Flint & Pere Marq.—See Pere Marq.			Joliet & Northern Indiana—			Gen. mort., g., 6s, 1930..... J&D	117
Fla. Cent. & Pen.—See Seab. Air Lin.			1st M. 7s, July 10, 1907.... J&J	109	50-year gold, 5s, 1937.... M&N	115
Florida Southern—			Juncot'n (Phila.)—1st, 4½s, '07. J&J	103	Unified 4s, gold, 1940..... J&J	100¼	100½
1st M., g., g'd, 4s, 1945.... J&J	\$ 94¾	95½	Kalamazoo Al. & G. R.—			Col. trust, g., 5s, 1931..... M&N	112½	115
Fonda Johnstown & Gloversv.—			See L. S. & M. S.			Coll. tr., g., 4s, 1923, op. '08. A&O	98¾	99¼
1st cons. ref'd'g, g., 4½s, 1947. J&J	\$.....	95	Kanaw. & Mich.—See Tol. & O. O.			Cecilian Br., 7s, 1907..... M&S
Gen. ref'd'g. g., 4s, 1950.... J&J	\$.....	103	Kansas C. Belt 1st, 6s, 1916.... J&J	\$112	114	E. H. & N. 1st, 6s, 1919.... J&D	112
1st con. gen. ref. g. 4½s, 1952,			Kansas City Clinton & Sp.—			Lou. C. & Lex. 4½s, g., '31. M&N	107½	108½
optional..... M&N	\$.....	100	1st, 5s, g., 1925..... A&O	\$ 98½	99	2d mort., 7s, 1907..... A&O	107
Fort Worth & Denver City—			P. H. & De Soto, 1st, 7s '07. A&O	\$104	St. L. prop., 1st, g., 5s, 1916. M&S	104
1st, g., 6s, 1921..... J&D	103	104¼	Kan. City Ft. Scott & Memphis—			N. O. & Mob. 1st, g., 6s, 1930. J&J	126
Fort Worth & Rio Grande—			Ref'dg. g. 4s, 1936..... A&O	84¼	84¾	2d, g. 6s, 1930..... J&J	117
1st, 3-4s, g., 1928..... J&J	81	83¼	Cons. 6s, 1928..... M&N	122	125	Maysv. & Lex. 1st M. 7s, 1906. J&J	103
Foxbury Br.—See Pitt. & West.			Current Riv., 1st, 5s, 1927. A&O	\$101	L. & N., Mob. & Mont. 4½s, '45. M&S	107
Fro. Elk & Mo. Riv.—See C. & N. W.			Rich Hill RR., 1st, 7s, 1910. M&S	\$104	Pensacola Div., 1st, 6s, 1920. M&S	116
Gainesville Jeff. & Southern—			Mem. K. & Col. 1st M. 7s, 1910. M&S	\$112	St. Louis Div., 1st, g., 6s, 1921. M&S	121½
1st, guar. 7s, 1911..... J&J	100	110	Kan. C. Ft. Scott & Gulf—			2d, 3s, 1930..... M&S	74½
Galv. Har. & San An.—See So. Pac.			1st, 7s, 1908..... J&D	\$109¾	So. & No. Ala., s. f. 6s, 1910. A&O	106
Gal. Hous. & Hen.—1st, 5s, '13. A&O	102½	Kansas City & Mem. Ry. & B.—			Cons. mort., g'd, 5s, 1936. F&A	115
Gen. & Wyo. 1st g. 5s, 1929.... A&O	110	112½	1st 5s, g., 1929..... A&O	\$103	104	Pensa. & Atl., 1st 6s, gu., '21. F&A	117½
Georgia & Alabama—See Seab. A. L.			Kansas & Mo.—1st 5s, '22. F&A	\$100	101	Nas. F. & S., 1st, gu., g., 5s, '37. F&A	116¼
Georgia Car. & N.—See Seab. A. L.			Kansas City Memphis & Bir.—			Henderson Br. 6s, g., 1931.... M&S	108
Geo. Cr. & Cumb.—1st, 6s, '09. A&O	103	Gen. 4s, 1934..... M&S	\$ 95	Kent. Central—4s, g., 1987.... J&J	99
Geor. Midland—See Southern Ry.			Income 5s, 1934..... Sept. 1	\$.....	Louisv. & Nashv., South'n joint		
Georgia Pacific—See Southern Ry.			Assented..... M&S	\$ 85	gold 4s, 1952, op. 1907.... J&J	93
Ga. RR. & Bank'g Co.—6s, '10. J&J	108	Kansas City & N. W.—			Mahoning Coal—See L. S. & M. S.		
6s, Jan. 1, 1922..... J&J	117	1st M. g., 5s, 1933..... J&J	100	105	Maine Central—		
5s, Jan. 1, 1922..... J&J	108	Kan. City & Pac.—See M. K. & T.			Cons., 7s, 1912..... A&O	\$119
Georgia Southern & Florida.—			Kan. City St. Jos. & Council B.—			Coll. tr. 5s, 1923..... J&D	\$108
1st, g., 5s, 1945..... J&J	114	115	1st 7s, 1907..... J&J	\$107	107½	Cons. 5s, Apr. 1, 1912.... A&O	\$107
Gettysburg & Har. Ry.—			Prior lien 7s, 1907..... J&J	\$108	Cons., 4½s, Apr. 1, 1912.... A&O	\$103
Cons. 5s, g., d, Oct. 1, 1926.... Var.	101	Nodaway Val., 1st, 7s, 1920. J&D	\$102	S'k'g f'd g., 4½s, Feb., 1905. F&A	\$100
Gla. Val. Globe & Nor—See So. Pac.			Tarkio Val. 1st 7s, 1920.... J&D	\$102	Cons. 4s, Apr. 1, 1912.... A&O	\$101
Gr. Rap. Bel. & Sag.—See Pere Mar.			Kan. C. Southern—			Hereford Ry.—G., 4s, 1930. M&N	\$100	104
Gr. Rap. Kal. & S. E.—See Pere Mar.			1st g. 3s, 1950..... A&O	71½	71¾	Knox. & Linc., 1st M., Pen. Sh.		
Grand Rapids & Ind.—			Kan. C. Wat. & Gulf—			line, 4s, 1920..... F&A	\$.....	111½
Exten. 1st, g., 4½, 1941..... J&J	108¾	1st M., g., 5s, Jan. 1, 1930.... J&J	55	Upper Coos, 1st 4s, gd. 1930. M&N	\$100
Muskegon Div., g., 5s, 1926. J&J	65	Kentucky Central—See L. & N.			Upper Coos, Ex. 4½s, g., '30.... M&N	\$109
Grand Trunk Western Ry.—			Ken. & Ind. Bridge & RR. Co.—			Eur. & N. A., 4s, gold, 1933.... J&J	\$104
N. W. Gr. Tr. 1st 6s, Jan. 1, '10. J&J	\$102½	K. & I. Br. 1st, g., 5s, 1911. M&S	103	104	Washington Co. Ry. 1st g., gu.,		
1st g., gu. 4s, July 1, 1950.... J&J	95	1st consol. g., 4s, 1950.... A&O	3½s, Jan., 1954, op. 1924....	\$.....	94¾
2d inc. g. 4s, July 1, 1950.....	35	Keokuk & Des Mo.—See C. R. I. & P.			Manistique Marq. & Northern—		
Great Northern—			Knoxv. & Ohio—See Southern Ry.			1st g., 5s, 1952..... M&N	100
C. B. & Q. coll. tr., g., 4s, 1921. J&J	96½	97	Lake Erie & Western—			Manitoba & Southeastern—		
Registered..... Q-J	1st, g., 5s, Jan. 1, 1937.... J&J	119½	1st, gu., 4s, Feb. 1, 1929.... F&A	\$.....	100
Great Northern Ry. of Canada—			2d, g., 5s, July 1, 1941.... J&J	111	Marquette Houghton & Ont.—		
1st, g. sink'g f'nd, 5s, 1950.... J&J	50	55	No. Ohio, 1st, gu., g., 5s, '45. A&O	110½	Mort., 6s, 1925..... A&O	117
Gulf. Beau. & Kan. C.—			Lake Sh. & Mich. So.—See N. Y. C. &			Maryland & Pennsylvania RR.—		
1st 6s, g., Aug. 1, 1913.... F&A	95	Leavenworth Term. Ry. & Bridge—			1st, g., 4s, 1951..... M&S	90	93
2d g., 5s, Aug. 1, 1913.... F&A	75	1st M., gold, 5s, 1923.... J&J	\$ 95	100	Income 4s, 1951..... A&O	50
Gulf & Ship Island RR.—			Lehigh & Hudson River RR.—			Maysv. & Lex.—See Louisv. & Nash.		
1st ref. & term. g. 5s, Feb. '52. J&J	102¾	103¾	1st mortgage, g., 5s, 1511.... J&J	102	McK'sport & B. V.—See P. MoK. & Y.		
Han. & St. Jo.—See C. B. & Q.			2d M. 5s, July 1, 1917.... J&J	100	Merchants' Br.—See St. L. Mer. Ter.		
Harrisburg Portsmouth, &c.—			Gen. g. 5s, July 1, 1920.... J&J	100¼	Mexican Central—		
1st, 4s, July 1, 1913..... J&J	102	Warwick Val.—2d 6s, Oc., '12. A&O	104	Consol. 4s, July 1, 1911.... J&J	62	63½
Hartford & Conn. Western—			Lehigh Valley—			1st, con., inc. 3s, Jan. 10, '39. July	13½	14
1st ext. g. 4½s, July 1, 1923. J&J	\$105	1st, 6s, ext. g. 4s, 1948.... J&D	112	2d, con., inc. 3s, Jan. 10, 1939. July	7½	9
Henderson Bridge—See Louis. &			Con. M., 6s, ann., reg..... J&D	142¾	143¼	Coll. tr. g., 4½s, 1907, opt. F&A	93
Nash.			Con. M., 6s, R., gold, 1923. J&D	120½	Equip. & coll. g. 5s, 1917.... A&O	95
Hooking Valley Ry.—			Con. M., 4½s, O., 1923.... J&D	108½	do 2d series 5s, 1919.... A&O	95	100
1st cons. g. 4½s, 1999.... J&J	107½	108	Con. M., 4½s, ann..... J&D	107	Mexican International—		
5s, guar. participation certifs.,			2d, M., 7s, 1910..... M&S	118	Prior lien, g., 4½s, 1947.... M&S
June 28, 1906..... J28&D28	\$100¾	100½	Mtg. & coll. tr., g., 5s, 1997. M&N	109¼	1st con. g. 4s, 1977.... M&S	88
Col. & H. V., Ext. 4s, 1948.... A&O	101½	Car trusts, g., 5s, 1904 to '06. F&A	101	Stamped guar., op. to Mar. 07
Col. & Toledo, 1st, 7s, 1905.... F&A	\$102	Middlesex Valley—			Mich. Cent.—See N. Y. C. & H. R.		
Ohio & W. Va., 1st, 7s, 1910. M&N	113	1st, g., 5s, 1942..... M&N	103	Middlesex Valley—See Leh. Val.		
Hoosac Tunnel & Wilmington—			Pa. & N. Y. Canal—			Midland of N. J.—See Erie.		
1st s'k'g f. g., 5s, Sept. 1922. M&S	100	1st, 7s, June 1, 1906.... J&D	105½	Midland Term.—See Den. & So'w'n.		
Hoosier Equip.—See Chic. Clin. & L.			Con. M., 5s, 1939..... A&O	114	Mil. L. Sh. & West.—See Chic. & N. W.		
Housatonic—See N. Y. N. H. & H.			Con. M., 4½s, 1939.... A&O	105¾	Milw. & Madison—See Chic. & N. W.		
Houston E. & W. Tex.—See S. Pac.			Cons., 4s, 1939..... A&O	99¾	Milw. & No.—See Chic. Mil. & St. P.		
Houston & Tex. Cent.—See So. Pac.			Elmira Cortland & Northern—			Milw. & St. P.—See C. M. & St. P.		
Hud. & Riv. F.—See Ch. St. P. M. & O.			1st pref., g., 6s, Apr. 1, 1914. A&O	109	Mn. & Pac.—See M. St. P. & S. Ste. M.		
Huntingdon & Broad Top.—			1st gu., g., 5s, 1914.... A&O	105½	Minneapolis & St. Louis—		
1st, g., 4s, Sept. 30, 1920.... A&O	100	Can. Nor. 1st, 6s, 1906.... J&J	\$100	1st, 7s, 1927..... J&D	141 7/8
2d mort., 4s, gold, 1925.... F&A	102	Easton & Amboy—			1st, 7s, Jan., 1907..... J&J
Cons. 5s, g., Mar. 31, '25.... A&O	105	1st 5s, May 1, 1920..... M&N	111½	Minn. & D., 1st 7s, Jan. '07. M&N
Hutchinson & So.—See A. T. & S. Fe			Lehigh & N. Y.—			1st, consol., gold, 5s, 1934. M&N	115
Illinois Central—			1st g. 4s, Sept. 1, 1945.... M&S	96½	99	1st, ref'd'g, g., 4s, 1949.... M&S	96¼
1st, gold, 4s, 1951..... J&J	109½	Lehigh Valley Coal—			Lowa Ext., 1st, g., 7s, 1909.... J&D	103¾
1st, g., 3½s, 1951..... J&J	96½	102	1st 5s, g., guar., 1933.... J&J	110½	110¾	So'west Ext., 1st, g., 7s, 1910. J&D	112 7/8	117½
Col. tr., gold, 4s, 1952.... A&O	104	106	Snow Shoe Coal—1st 5s, '10. J&J	103	Pacific Ext., 1st, 6s, 1921.... A&O	118¼
Col. Tr. L. N. O. & T. g., 4s, 1953. M&N	100	104½	Lehigh Valley Ry. of N. Y.,			Vinn. St. P. & Sault Ste Marie—		
Main Line ext. 1st g. 3½s, '51. A&O	102	1st 4½s, g., 1940..... J&J	109½	M. S. Ste. M. & Atl. 1st, 4s, '26. J&J	100
Cairo Bridge, 4s, g., 1950.... J&D	103½	Lehigh Val. Terminal—			Minn. & Pac. 1st, 5s, 1936.... J&J	95
Spr'field Div., Exten. 3½s, '51. J&J	91¾	1st, g., guar., 5s, 1941.... A&O	114¼	1st, 4s, 1936..... J&J	90
Middle Div., reg. 5s, 1921.... F&A	107½	Lehigh & Wilkes B.—See Cent. N. J.			1st, cons., g., 4s, 1938.... J&J	96½	98½
Sterling, gen. M., 5s, g., '05. J&D	Leroy & Caney Val.—See Mo. Pac.			2d m., g., 4s, g'd., 1949.... J&J	85
1st mort., g., g., 3s, 1951.... M&S	81	86	Lexington & Eastern—			Minn. Union—See St. P. M. & M.		
St. Louis Div., 3½s, g., 1951. J&J	94	Gen. mort. g. 5s, 1935.... F&A	35	Mineral Range—G., 5s, 1931.... J&J	95
St. Louis Div. 3s, g., 1951.... J&J	79¾	Lincoln & No'westn—See C. B. & Q.			Miss. Riv. Bdg.—See Chic. & A.		
Louisville Div., 3½s, g., 1953. J&J	94½	Little Miami—Ren'al 5s, '12. M&N	107	Missouri Kansas & Texas—		
Western lines, g., 4s, 1951.... F&A	106¾	3½s, Feb. 1, 1951.... F&A	1st, gold, 4s, 1990..... J&D	99½	99¾
Chicago St. Louis & N. O.—			Little Rock & Ft. S.—7s, 1905. J&J	\$.....	2d, gold, 4s, June 1, 1990.... F&A	7¾	80¾
2d M. 6s, 1907..... J&D	104	Little Rock & Hot Spr. West. Ry.—			1st Extension 5s, 1944.... M&N	103	

Bonds.		Bld.	Ask.	Bonds.		Bld.	Ask.	Bonds.		Bld.	Ask.
Missouri Pacific—(Concluded)—				N. Y. Chicago & St. Louis—				Pennsylvania RR.—(Concluded)—			
St. L. R. E., 1st, 5s, 1938..M&N	104		1st, g. 4s, Oct. 1, 1937.....A&O	104 3/4		Con. mort. 6s, 1905.....J&J	101 3/8	
Carondelet Br., 1st, 4 1/2s, '38..A&O	101		N. Y. & Greenwd Lake—See Erie.				do 5s, g. 1919.....c.M&S	115 1/2	116 1/2	
Verdig Val. I. & W., 1st, 5s, '26..M&S	101 1/2		N. Y. & Harlem—See N. Y. C. & H.				do 4s, gold, 1943.....M&N	107	
Ler. & Can. V. A. L., 1st, 5s, '26..J&J	101 1/2		N. Y. Lack. & W.—See D. L. & W.				Con. mort. 3 1/2s, g., 1915.....J&J	94 3/4	99	
St. Louis Iron Mount'n & South.				N. Y. L. E. & W. C. & RR.—See Erie.				Collateral Tr., g., 4 1/2s, 1913..J&D	104 5/8	
Unify. & Ref'g. g. 4s, 1929..J&J	89 7/8	90 5/8		N. Y. & L. Br.—See Cent. of N. J.				Col. tr. 4s, Ph. W. & B., 1921..J&J	102 1/2	
Gen. con. ry. & l. g., 5s, '31..A&O	116 1/2		N. Y. & M. Beach—See Long Island.				R. E. pur. money, 1st g. 4s, '23..M&N	104 1/4	108	
Gen. con. stpd. gu. g., 5s, '31..A&O		N. Y. New Haven & Hartford—				Equip. Tr., g. 4s, '14, ser. A..M&S	101 1/2	
River & Gulf Divisions—				Deb. 4s, 1947.....M&S	\$105		Equip. Tr. g. 3 1/2s, J'ns, '05-'11..Q-M	64 1/2	3 3/4	
1st g. 4s, May 1, 1933..M&N	95		Deb. g. 4s, Feb 1, 1914.....F&A	\$95	102 1/4		Conv. & opt. 3 1/2s, g., 1912..M&N	97 3/4	98 1/2	
Little R'k Jn. 1st 6s, gu. '16..A&O	100		3 1/2s, March, 1947-49.....M&S	\$95		Penn. Car Trust, 3 1/2s, g., g'd.,			
Pine Bluff & Western—				3 1/2s, 1954.....A&O	\$95 3/4		Feb. 1, 1905 to 1910.....Q-F	6 1/2	4 1/2	
1st gu. g. 5s, '23, op. '13..A&O	\$102 3/4	105		Boston & New York Air Line—				Penn. St'l Car Tr. C'ts, 3 1/2s, J'ly.	64 3/8	4 5/8	
Mobile & Birm.—Pr. lien 5s, '45..J&J	109 1/2		1st, 5s, Aug. 1, 1905.....F&A	\$100		1904-1912.....Q-J	64 3/8	4 5/8	
Gen. M., gold, 4s, 1945.....J&J	88 1/2		Danbury & Norwalk—				Cleveland & Marietta—			
Mob. Jackson & Kan. City—				Con. 5s, July 1, 1920.....J&J	\$114		1st, guar. g. 4 1/2s, 1935..M&N	108 1/4	
1st con. g. 5s, 1953.....J&J	\$.....	95		Gen. 5s, April 1, 1925.....A&O	\$113		Cleve. & Pittsburg—			
Mobile & O.—1st, g., 6s, '27..J&D	125 1/2	127 1/2		Harlem River & Portchester—				Ser. A, 4 1/2s, gen. gtd., 1942..J&J	111 3/8	
1st, exten., 6s, July, 1927...Q-J	118 1/2		2d, 4s, guar. June, 1911...J&D	\$100		Ser. B, 4 1/2s, gen. gtd., 1942..A&O	112 3/8	
Gen. g. 4s, 1938.....M&S	94 1/2		Housatonic—1st, 4s, 1910..A&O	\$100		Ser. C, 3 1/2s, gen. gtd., '48..M&N	\$98	99	
St. L. & C. coll. tr., g., 4s, 1930..Q-F	90		Con. g., 5s, 1937.....M&N	123 1/2		Ser. D, 3 1/2s, gen. gtd., '50..F&A	\$98	99	
4s, guar., 1931.....J&J	96		New England RR.—				Del. Riv. RR. & B. gu., g., '36..F&A	\$100	
Montgom. Div., g. 5s, 1947..F&A	111		N. Y. & N. E., 1st, 7s, 1905..J&J	\$101 3/8		Erle & Pittsburg—			
Mohawk & Malone—See N. Y. C. & H.				1st, 6s, Jan., 1905.....J&J	\$101 3/4		Gen. gu., g. 3 1/2s, Ser. B, '40..J&J	\$95	99 1/2	
Mont. Cent.—See St. P. M. & C.				Consol. g., 5s, July 1, 1945..J&J	\$125		Pennsylvania Co.—			
Monong. River—See Balt. & Ohio.				N. Y. & N. E. Bo. T. 1st, 4s, '39..A&O	\$103		1st M. g. 4 1/2s, 1921.....J&J	108	108 5/8	
Morgan's La. & Tex.—See So. Pac.				Woon. & P., 1st, gu., 5s, '10..A&O	\$100		4 1/2 p. o. notes, Oct. 1, 1905..A&O	\$99 3/4	100 1/4	
Morris & Essex—See D. L. & W.				N. H. & Derby—Cons. 5s, '18..M&N	111		Gu. tr. cts., g. 3 1/2s, 1937..M&S	91 1/2	93 7/8	
Nashville Chattanooga & S. L.—				New Haven & Northampton—				Gu. tr. cts., g., 3 1/2s, 1941..F&A	92	
1st, 7s, 1913.....J&J	121 1/4		Consol. 6s, April, 1909.....A&O	\$108		Guar. trust gold 3 1/2s, call 1 1/5			
1st Consol., gold, 5s, 1928..A&O	113 1/2	115		North ext., 5s, 1911.....A&O	\$104		yearly to 1916.....M&N	98	99 1/2	
Duck River—2d, g. 6s, 1909..M&N	105		New York Provid. & Boston—				Phil. Germ. & Chest. Hill—			
Lebanon Br., 6s, Oct. 1, 1917..J&J	114		Gen. g. 4s, April 1, 1942..A&O	\$104		1st g'd 4 1/2s, 1913.....M&N	\$104	
Centreville Br., g., 6s, 1923..J&J	118		Shore Line—1st 4 1/2s, 1910..M&S	\$104		Pitt. O. C. & St. L.—			
Tracy City Br., 6s, 1917.....J&J	113 1/2	116		New York Ontario & Western—				Con., g. gtd. 4 1/2s, ser. A, 1940..A&O	110 1/4	
McM. M. W. & Al., 1st, 6s, '17..J&J	112		Ref., 1st, g., 4s, June, 1922..M&S	103 1/4	103 3/4		do do ser. B, 1942..A&O	110 1/4	
Jasper Br., 1st 6s, 1923.....J&J	113		1st 5s, gold notes, 1905-15..J&D	64 3/4	4 1/2		do do ser. C, 1942..M&N	108	
1st 8s, 1906.....J&J	110		5s, gold notes, 1905 to 1911..F&A	64 3/4	4 1/2		do 4s, ser. D, 1945..M&N	102 3/4	
Wash. Flor. & Sheff.—See L. & N.				New York Pennsylvania & Ohio—				do 3 1/2s, ser. E, 1949..F&A	94	96	
National RR. of Mexico—				Prior lien 4 1/2s, 1935.....M&S	105		C. & I. C. 2d, M. 7s, 1904..M&N	\$100 1/2	
Prior Lien g. 4 1/2s, 1926.....J&J	102 1/4	104 1/2		Equip. trust, 5s, 1908 & '10..Var.		C. St. L. & Pitts. 1st, 5s, g., '32..A&O	117	
1st cons. g. 4s, 1951.....A&O	76 1/2	77		N. Y. Phila. & Nor.—				Jeff. Mad. & Ind. 1st, 7s, '06..A&O	105	
5% notes Oct. 1, 1905, opt. A&O	\$100	100 1/4		1st g. 4s, Jan. 1, 1939.....J&J	104		J. M. & I. 2d M., 7s, 1910.....J&J	\$110	
Nebraska—See C. B. Q.				Income 4s, Jan. 1, 1939.....M&N	91	92 1/2		Steub. & Ind. 1st, 5s, 1914...J&J	104	
Nevada-Cal. Oregon Ry.—				N. Y. & Putnam—See N. Y. C. & H.				Un. & Log'nsp 7s, Dec., '05..A&O	\$101	
1st, g., 5s, May 1, 1919....M&N	99	104		N. Y. & Rockaway Boh.—See L. I.				P. Ft. W. & C., 7s, July 1, '12..Var.	120	
Newcastle & Shenango Valley—				New York Susq. & W.—See Erie.				2d, 7s, July 1, 1912.....Var.	119 1/2	
1st, g., 6s, 1917.....J&J	105		Nodaway Val.—See K. C. St. J. & C. B.				3d, 7s, July 1, 1912.....A&O	121 1/2	
New Eng. RR.—See N. Y. N. H. & H.				Norfolk & Caro.—See Atl. Coast Line.				Alleg. Val., 1st M., 7s, 1910..A&O	118	118 1/4	
N. Hav. & Derby—See N. Y. N. H. & H.				Norfolk & So.—1st, g., 5s, '41..M&N	109	112		General, 4s, gold, 1942.....M&S	104 1/2	
New Hav. & No.—See N. Y. N. H. & H.				Nor. & Montreal—See N. Y. C.				Balt. Ches. & At., 1st, g. 5s, '34..M&S	\$104	
N. J. Junction—See N. Y. Central.				Norfolk & Western—				Sun. & Lew. 1st g., 4s, 1936..J&J	100	
New Jersey & New York—See Erie.				General 6s, 1931.....M&N	127 1/2		Penn & N. Y. Canal—See Lehigh V.			
N. J. Southern—See Central N. J.				New River, 1st, 6s, 1932.....A&O	132 1/2		Pennsylvania & Northwestern—			
New London Northern—				Imp't and exten., 6s, 1934..F&A	127 1/2		Gen. 5s, Jan. 1, 1930.....J&J	112	
1st, 5s, July 1, 1910.....J&J	\$102		Col. Con. & Ter., 1st, 5s, g., '22..J&J	108 1/2		Bells Gap, 1st, 6s, 1905.....F&A	102	
1st, 4s, July 1, 1910.....J&J	\$100		Soloto Val. & N. E., 1st, 4s, '89..M&N	101 1/2		Cons. mort. 6s, 1913.....A&O	110	
New Mexico Ry. & Coal Co.—				N. & W. Ry. 1st con., g. 4s, '96..A&O	101 3/8	101 1/2		Clearf'd & Jeff. 1st, 6s, 1927..J&J	121 3/4	125	
Coll. tr. g. 5s, Oct. 1, 1947..A&O	90	95		N. & W., Pocahontas 4s, '41..J&D	93 1/4	93 3/4		Penobscot Sh. Line—See Me. Cent.			
1st & cons. & coll. tr., g., 5s, Oct. 1 '51	\$80	90		Northeast Pennsylvania—				Pensacola & Atl.—See Lou. & Nash.			
New Orleans & Northeastern—				1st, g., gu., 5s, 1920.....A&O	100 1/4		Peoria & East.—See C. C. C. & St. L.			
Prior 1. g., 6s, Nov. 1, 1915..A&O	107 1/2		East of S. C.—See At. Co. Ll. of S. C.				Peoria & Pekin Union—			
New Orleans Terminal Co.—				Northern Cal. Ry.—See South. Pac.				2d 6s, Feb. 1, 1921.....Q-F	121	
1st g. gu. 4s, 1953.....J&J	\$93	95		Northern Central—				2d mort., g., 4 1/2s, Feb. 1, '21..M&N	97 1/4	
Newport & Cincinnati Bridge—				Con. G. M., 4 1/2s, E, 1925...A&O	111 1/2		Pere Marquette RR.—			
4 1/2s, g., g'd, 1945.....J&J	102		Mort. bds., 5s, 1926, ser. A...J&J	117 1/4		Cons. g. 4s, Jan. 1, 1951.....J&J	94	
Newp. & Rich.—See Conn. & Pass.				Mort. bonds, 5s, 1926, Ser. B..J&J	117 1/4		Chic. & W. Mich. 5s, 1921...J&D	\$107 3/4	108 1/4	
Newton & Northwestern RR.—				Northern N. J.—1st 6s, 1917..J&J	115		Ch. & N. Mich., 5s, gu., '31..M&N	\$102	103	
1st g., 5s, 1932, op.....A&O	\$95	96 1/2		Northern Ill.—See Chic. & N. W.				Detroit Grand Rapids & West'n,			
N. Y. B. & M. Boh.—See Long Island.				Northern Ohio—See L. E. & West.				1st 4s, April 1, 1946.....A&O	\$96	
N. Y. Bay Ext. RR.—See Long Isl.				Northern Pacific—				Flint & Pere Marquette—			
N. Y. & Can.—See Del. & Hud.				West. of Minn., 1st, 7s, '07..M&N	105		Gold, 6s, 1920.....A&O	121 1/2	
New York Central & Hud. Riv.—				St. Paul & No. Pac., 6s, g., '23..F&A	125		1st con., gold, 5s, 1939..M&N	111 1/4	
Ref'd g. 3 1/2s, July 1, 1997..J&J	99 1/2	100		Reg. certs., 6s, 1923.....Q-F	117 1/2		Pt. Huron Div., g. 5s, 1939..A&O	112 3/8	
L. S. Col. tr. g. 3 1/2s, 1998...F&A	93	93 1/2		Prior lien, g. 4s, Jan., 1997..Q-J	105 1/4	105 1/2		Grand Rapids Belding & Sag.—			
M. C. col. tr., g. 3 1/2s, 1998...F&A	90 3/8		Gen. lien, g., 3s, Jan., 2047..Q-F	74 7/8	75		1st g., 5s, Mar., 1924.....M&S	106	108	
Debenture 5s, 1884-1904...M&S	102		St. P. & D. Div., g., 4s, 1996..J&D	96 1/4		Grand Rapids Kal. & So. E.—			
5s, 1889-1904.....M&S	100		Wash. Cent., 1st g., 4s, 1948..Q-M	88 1/2		1st s. f. g. 5s, 1907.....A&O	101	101 3/4	
4s, 1890-1905.....J&D	100 3/8		O. B. & Q. Coll. 4s.—See Gt. No.				Lake Erie & Det. Riv. Div.—			
Debt certs., 4s, g., 1905, ext. M&N	100 1/4		St. Paul & Dul. 1st, 5s, 1931..F&A	111		1st g. 4 1/2s, Aug. 1, '32.....F&A	\$101	103	
Deb. g. 4s, 1934.....M&N	\$98 1/4	93 1/2		2d mortgage 5s, 1917.....A&O	100 1/2		Pere Marquette RR. of Ind.—			
N. Y. & Har. 1st, g. 3 1/2s, 2000..M&N	100		1st consol. g., 4s, 1968...J&D	95		1st gu., g., 4s, 1943, Opt. M&N	95	97	
N. J. Junc., 1st, 4s, gu. 1986..F&A	106		Dul. Sh. Line, gtd., 5s, '16..M&S	104		Perkiomen—			
West Shore, 1st, 4s, 2361..J&J	107 3/4	108 1/2		Tay. Falls & L. Sup., 6s, '14..J&J	107		1st ser., 5s, Jan. 1, 1918.....Q-J	105	
Beech Creek—1st 4s, g., '36..J&J	105 1/2	108		Dul. Union Dep., 5s, '30..A&							

Bonds.	Bid.	Ask.	Bonds.	Bid.	Ask.	Bonds.	Bid.	Ask.
Pitts. McK. & Yough.—See N. Y. C			St. P. & No. Pac.—See Nor. Pacific			Southern Railway.—(Con.)—		
Pitts. Shawmut & Northern—			St. P. & Sioux C.—See C. St. P. M. & O			Rich. & Dan. con., g., 6s, '15. J&J	115	117½
1st, g., 5s, Feb. 1, 1949. F&A	75		San Ant. & Aran. Pass.—See So. Pac.			Equip., s. f., g., 5s, 1909. M&S	98	
Gold 4s, Feb. 1, 1952. F&A	50	55	San Francisco & Nor. Pacific—			Deb., 5s, stamped, 1927. A&O	112½	
Pitts. Shen. & L. E.—See P. Bess. & L. E.			1st, g., 5s, sink'g fund, 1919. J&J	99¾		Richmond & Mecklenburg—		
Pitts. Term. RR. & Coal—			San. Fr. & S. Jo. Val.—See A. T. & S. F.			1st g. 4s, Nov. 1, 1948. M&N	87	
1st, g., s. f. 5s, 1942. J&J		102½	Santa Fe Prescott & Phoenix—			Richmond York River & Ches.—		
Pitts. Va. & Charleston—			1st M., 5s, g., 1942. M&S	104	110	1st, 5s, Jan. 1, 1910. J&J	103½	
1st g., gu. 4s, 1943. M&N	105	107½	Sault Ste. Marie Bridge—			2d ext., 4½s, Nov., 1910. M&N	100	
Pitts. & West.—See B. & O.			1st M., s. f., g., 5s, July 1, '37. J&J	103		So. Car. & Ga. 1st, g., 5s, '19. M&N	106½	
Pittsburg Youngst. & Ashtabula—			Sault Ste. Marie & South west.—			Sumter & Wat. R. 5s, g., '19. A&O	90	
Ashtab. & Pitts. 1st, 6s, 1908. F&A	108		See Chic. St. P. Minn. & Omaha.			Virginia Midland—		
Consol. 5s, 1927. M&N	113		Sav. Fla. & W.—See Atl. Coast Line			Series A, 6s, 1906. M&S	104½	
Pontiac Oxford & Northern—			Scioto Val. & N. E.—See Nor. & W			Series B, 6s, 1911. M&S	113	115
1st, g., 6s, July 1, 1916. J&J	104		Schenectady & Duanesburg—			Series C, 6s, 1916. M&S	115½	116½
Portland & Ogdensburg—			1st guar. 6s, 1924. M&S	124		Series D, 4-5s, 1921. M&S	110	
Con. mort., 5s, 1908. M&N	103		Schoykill River—See B. & O.			Series E, 5s, 1926. M&S	113	
Port. & Roch.—See Bos. & Maine.			Seaboard Air Line—			Series F, 5s, 1931. M&S	109	
Portland & Rumford Falls—			1st, g., 4s, Apr. 1, 1950. A&O		70½	General, 5s, 1936. M&N	112½	
1st, gold, 4s, Nov., 1926. M&N	100		Coll. tr., g., 5s, May 1, 1911. M&N	100		Do guar., stamped M&N	112	
Debenture 4s, Aug., 1927. F&A	100		Coll. tr. 5s, 1907, optional. M&S	87½	88	Wash. O. & W., 1st, gu., 4s, '24. F&A	92½	
Port Reading—1st, gu., 5s, '41. J&J	101		Car. Central—1st g. 4s, 1949. J&J	90½	91½	W. No. Car., 1st con., g., 6s, '14. J&J	114	115½
Ports. G't F. & Conl.—See Bos. & Me.			Florida Central & Peninsula—			S. & N. Ala.—See Louis. & Nash.		
Potomac Val.—1st, gu., 5s, g., '41. J&J	117½	119½	1st, gold, 5s, 1918. J&J	102		Spartan U. & Col.—See Ashv. & Spar.		
Prov. & Wor.—1st 4s, 1947. A&O	106		1st, l. g. ext. 5s, gold, 1930. J&J	100		Spokane Falls & Northern—		
Raleigh & Ang.—See Sea. Air Line.			1st, con. 5s, gold, 1943. J&J	104½		1st, 6s, g., 1939. J&J	122½	
Raleigh & Cape Fear—			So. Bound, 1st g., 5s, 1941. A&O	108		State Line & Sullivan—4½s, '29. J&J	100	
1st, g. 5s, Mar. 1, 1943. M&S	95	100	Georgia & Alabama—			Staten Island Railway—		
Raleigh & Gas.—See Sea. Air Line.			1st con. M., g., 5s, Oct., 1945. J&J	104	104½	1st g., 4½s, June 1, 1943. J&D	95	
Raritan River—1st g. 5s, '39. J&J	97½	102½	Ga. & Ala. Term.—			Staten Isl Rapid Tran.—See B. & O.		
Reading Company—			1st g. 5s, Dec. 1, 1948. J&D	102½		Steub. & Ind.—See Penn. Co.		
Gen., g., 4s, Jan. 1, 1997. J&J	98½	99	Ga. Car. & N.—1st, 5s, g., '29. J&J	107½		Sumter & Water. R.—See S. O. & Ga.		
Jer. Cen. coll. g. 4s, 1951. A&O	95½	96	Ral'gh & Aug'sta—1st, 6s, '26. J&J	120		Sunbury Hazleton & W. B.—		
Wilm. & No. col. 4s, red. at 105. Q-M	95		Ral'gh & Gast'n—1st, 5s, '47. J&J	110		1st, 5s, May 1, 1928. M&N	103	
Equip. B. 4½s, '05, '90. M&S	100		Seab. & Roanoke—1st 5s, '26. J&J	108½		2d mort., inc. 6s, 1938, coup. M&N	124	
Phla. & Reading—			Deb. 6s, after July 1, 1916. F&A			Sunbury & Lew.—See Penn. RR.		
2d, 5s, gold, 1933. A&O	127	128	Seacoast R.R. of New Jersey—			Syracuse Bing. & N. Y.—See D. L. & W.		
1st, 4½s, 1910. J&J	102½		Pr. l'n g. 5s, 1948. A&O	110		Syracuse Genev. & Corning—		
1st, 6s, 1910. J&J	112		Shamokin Sunbury & Lewisburg.—			1st M., s. f., 7s, 1905. M&N	101	
Con. M., 7s, 1911, reg. J&D	120½		1st, 5s, May 1, 1912. M&N			2d 5s, Mar. 1, 1909. M&S	102	
Consol. mort., g., 6s, 1911. J&D	112½		2d, 6s, g., July 1, 1925. J&J	119		Term'l RR. Association (St. Louis)		
Imp. exten., g. 4s, 1947. A&O	105		Shore Line—See N. Y. N. H. & H.			1st, gold, 4½s, 1939. A&O	110½	
Cons. exten. gold, 4s, 1937. M&S	104		Sierra Ry. of Cal.—1st, g., 6s, '37. A&O		115	1st, consol., gold, 5s, 1944. F&A	117½	
Sinking fund exten. 4s, '32. F&A	125	126	Sil. Sp. Ocala & G.—See Atl. C. L.			Gen. ref., s. f., g., 4s, '53. J&J	98	98½
Term., 5s, g., gu., May 1, '41. Q-F	110		Sioux C. & Pac.—See Chic. & N. W.			St. Louis Br. 1st, g., 7s, 1929. A&O	140½	144
Del. R. Ter., p. mon. g. 5s, '42. M&N	110		Sodus Bay & Southern—			St. L. Mer. Bridge Ter.—		
Ex. pur. mon. g. 5s, 1942. J&J	110		1st, 5s, g., 1924. J&J	101		1st, 5s, 1930. A&O	112	115
Wilm. & No. 1st, 5s, 1907-27. J&D	101		So. Car. & Ga.—See Southern Ry.			Mer. Bdge., 6s, '29, op. '09. F&A	110½	111½
Gen., g., 5s, Aug. 1, 1932. Q-F	102		So. Indiana—1st, g., 4s, 1951. F&A	90	92½	Terre Haute & Ind. 5s, 1925. J&J	104	
Bens. & Saratoga—See Del. & Hud.			Southern Pacific Co.—			New con. 5s, g., 1925. J&J	102	
Republoan Val.—See C. B. & Q.			Coll. tr. g. 4½s, 1905 op. '02. J&D	100½	100¾	Terre Haute & Logansport—		
Richmond & Danv.—See So. Ry.			Coll. tr. 4s (C.P.), Aug. 1, 1949. J&D	93½	93¾	1st, gu., 6s, Jan. 1, 1910. J&J	105	
Rich. Fredricksb'g & Potomac—			Central Pacific—			1st con. g. 5s, Sept. 1, 1942. M&S	60	
Cons. mort. 4½s, 1940. A&O	110		1st ref'd'g 4s, g., g'd, 1949. F&A	101¾	102½	Texas Central—1st 5s, 1923. A&O	100	
Rich. Hill—See K. O. Ft. S. & M.			M. 3½s, g., g'd, Aug. 1, '29. J&D	87¾	87½	Texas & New Orleans—See So. Pac.		
Rich. & Mecklenburg—See So. Ry.			Gal. Har. & S. An. 6s, g., 1910. F&A	108		Texas & Okla.—See M. K. & T.		
Richmond & P.—See Atlantic C. L.			2d mort., 7s, 1905. J&D	102		Texas & Pacific—		
Richmond-Washington Co.—			Mex. & P. Div., 1st, 5s, '31. M&N	108	111	East. Div., 1st, 6s, 1905. M&S	102	
Col. tr., g., gu. 4s, 1943, opt. J&D	100		Houston East & West Texas—			1st, gold, 5s, June, 2000. J&D	117½	118½
Rich. York Riv. & Ches.—See So. Ry.			1st 5s, g., May 1, 1933. M&N	103¾		2d, inc., g., 5s, Dec., 2000. Mar	81	85
Rio Grande Junction—			1st guar. g. 5s, Mar., 1933. M&N	103		Lou. Div. 1st, g. 5s, 1931. J&J		109½
1st, gu., 5s, 1939. J&D	111	111½	Houston & Texas Central—			Tol. & O. Cent. 1st, 5s, g., 1935. J&J	112½	
Rio Grande So.—1st, g. 4s, '40. J&J	68	70	1st l. g., g., 5s, 1937. J&J	111	112½	West Div., 1st, 5s, g., 1935. A&O	111½	
1st g. 4s, guar., 1940. J&J	89	91½	Consol., l. g., gold, 6s, 1912. A&O	112	113	Gen. g., 5s, 1935. J&D	104½	
Rio G. & Wn.—See Denv. & Rio G.			Gen., gold, 4s, 1921. A&O	94	95	Kana. & Mich., 1st, 4s, 1990. A&O	95	
Roch. & Pitts.—See Buff. R. & P.			Waco & N. W. Div. 6s, g., '30. M&N	120½	123	St. Mary's Div., 4s, g., 1951. F&A	94	96
Rock Island & Peoria—			Morgan's Louis'a. & Texas—			Toledo Peoria & Western—		
Consol. 1st, 6s, 1925. J&J	120		1st mort., 7s, 1918. A&O	129½		1st, g., 4s, July 1, 1917. J&J	88	92
Rome W. & O.—See N. Y. O. & H.			1st g. 6s, 1920. J&J	120		Toledo Ry. & Terminal Co.—		
Rutland—Con. 4½s, 1941. J&J	103	105	Oregon & Cal. 1st 5s, 1927. J&J	98½		1st, gu., g., 4½s, 1954. J&J		103
Benn. & Rut., 4½s, g., 1927. M&N	100		S.A. & Ar. Pass., g., gu., 4s, '43. J&J	83	83½	Toledo St. L. & Western—		
Ogd. & L. Ch. 1st, g., gu. 4s, '48. J&J	100		Texas & N. O. 1st, 7s, 1905. F&A	105		Pr. lien, g., 3½s, July 1, 1925. J&J	84½	85
Burl. Canad. 1st, g., gu., 4s, '49. J&J	100		Sabine Div., 1st, 6s, 1912. M&S	108		1st, g., 4s, Apr. 1, 1950. A&O	72½	73
Car. tr., g., 4½s, 1904 to 1917. A&O	Basis	4¼%	Consol., gold, 5s, 1943. J&J	101½		Tol. Walh. Val. & Ohio.—		
St. Charles Br.—See Wabash RR.			South Pacific Arizona—			1st, g., gu., 4½s, 1931, ser. A. J&J	110	
St. Clair Mad. & St. L. Belt—			1st g. 6s, Mar., 1909. J&J	105		1st, g., gu. 4½s, 1933 ser. B. J&J	108	
Alton Bridge 1st, g., 4s, 1951. J&J	90	93	1st g. 6s, March 1, 1910. J&J	106		1st, g., gu., 4s, 1942, ser. O. M&S	100½	101
St. Johns. & L. Champlain—			Southern Pacific RR., Cal.—			Toronto Ham. & Buffalo—		
1st g. 5s, March 1, 1944. M&S	121		1st, g. 6s ser. A, Apr. 1, 1905. A&O	103	103½	1st, g. 4s, July 1, 1946. J&D	91½	
St. Joseph & Grand Island—			1st, g. 6s ser. B, Oct. 1, 1905. A&O	104		Troy & W. T. Bridge 5s, '15. M&S	106	107
1st, g., 2-3-4s, 1947. J&J	87		1st, g. 6s, ser. O & D, 1906. A&O	105¾		Ulster & Del. con., 5s, 1928. J&D		111½
St. Lawrence & Adirondack—			1st, g. 6s, ser. E & F, 1912. A&O	116		1st ref. g. 4s, 1952. A&O	91	
1st 5s, g., 1996. J&J	105		1st con., g., 5s, gu., 1937. M&N	110		United N. J. RR. & Canal Co.		
2d, g., 6s, 1996. A&O	102		1st con. g. 5s, stp'g 05-37. M&N	109	110	General, gold, 6s, 1908. M&S	112½	
St. Louis Al. & T. H.—See Ill. Cent.			Aust. & Nor. 1st, 5s, g., '41. J&J	103		General, gold, 4s, 1923. F&A	104	
St. Louis Br.—See Term. RR. Ass'n.			So. Pacific Br. 6s, 1937. A&O	132	135	General, gold, 4s, 1929. M&S	105	
St. L. & Cairo—See Mobile & Ohio.			So. Pac. Coast 1st, g., 4s, '37. J&J		100	General, gold, 4s, 1944. M&S	110½	
St. L. & Iron Mt.—See Mo. Pac.			So. Pac. N. M. 1st, 6s, 1911. J&J	108		Gen. 1st, g. 3½s, Mar. 1, 1951. M&S	102½	106
St. L. Kan. City & N.—See Wabash.			California Pacific—			Union Pacific—		
St. L. Mer. Br. Co.—See Term. RR.			1st mort., 4½s, g., 1912. J&J	100		1st Ry. & l. g. 4s, g. 1947. J&J	105	105½
St. L. So.—See Illinois Central.			2d mort., g., g'd 4½s, 1911. J&J	100		1st lien conv. g. 4s, 1911. M&N	101½	102
St. Louis & San Francisco—			3d mort. 6s, g., g'd 1905. J&J	100		5s, notes, Feb. 1, 1905. F&A	100½	100¾
2d, g., 6s, class B, 1906. M&N	104¾		3d mort 3s, g., 1905. J&J	97		Oregon Railroad & Nav.—		
2d, g., 6s, class C, 1906. M&N	104¾		No. Ry. of Cal., 1st 6s, g., gu., '07. J&J	104½	105½	Cons., g., 4s, 1946. J&D	101½	101½
Gen. mort., g., 6s, 1931. J&J	125		5s, gold, guar., 1938. A&O	117½		Oreg. Sh. Line 1st, g. 6s, '22. F&A	124½	
Coll. tr., s. f., g., 6s, 1920. F&A	110		North. Cal. Ry. g., 5s, 1929. J&D		112	1st consol. 5s, g., 1946. J&J		114½
Gen. mort., g., 5s, 1931. J&J	111		Gila Val. Globe & Northern—			Gold 4s & partic'g, 1927. F&A	97½	97½
Equip. g. notes, 4s, Feb. 1, 1905,			1st, g., 5s, Nov. 1, 1924. M&N	106½	107½	Utah & Nor., 1st, 7s, 1903. J&J	103½	
to Aug. 1, 1912. F&A			Southern Railway—			Consol. gold, 5s, 1926. J&J		
Coll., trust, g., 5s, 1987. A&O	100		1st, consol., gold, 5s, 1994. J&J	114		Utah Central—See Rio Gr. West.		
Cons. g. 4s, 1996. J&J	100½	100½	Coll. tr. g. 4s, 1906, op. J&D	b 5%	4¾%	Utica & Bl. R.—See N. Y. C. & H.		
Birm. Belt 1st g., gu. 4s, '22. A&O	96		Coll. tr. 5s, Ap., '09, op Oct'07. A&O	100¾	100½	Utica C		

Bonds and Stocks.		Bid.	Ask.	Stocks.	Par.	Bid.	Ask.	Stocks.	Par.	Bid.	Ask.
Washington & Columbia Riv. RR.—				Chic. Terminal Transfer Co.	100	6 1/8	6 5/8	Nashua & Lowell, M&N	100	248
1st, g., 4s, 1935.....J&J	88		Preferred	100	13 3/4	15	Nat'l RR. of Mex.—Pref.	100	35 1/2	37
Washing'n Central—See Nor. Pac.				Cincinnati Hamilton & Dayton	100	76	2d preferred	100	16 1/2	17 3/4
Wash. Co. Ry.—See Maine Cent.				Preferred, A	100	95	100	Deferred	100
Wash. O. & W.—See Southern Ry.				Preferred, B	100	100	Naugatuck (Gu. N.Y. N.H. & H.)	100	285
Weatherford Min. Wells & North—				Preferred, Eagle	100	90	100	Nesquehon'g Val. (Gu. L.C. & N.)	50	50 3/4
1st gu. g. 5s, 1930.....F&A	104	105		New 2d pref.	100	101 1/2	102	New Haven & Derby (Guar.)	100	110
West Jersey & Sea Shore—				Cinn. New Orleans & Tex. Pac.	100	75	82	N.Y. Bklyn & Man B., Pref. (Gu.)	100	100
Consol. g. 4s, 1936.....J&J	104		Preferred	100	110	111	New York Central & Hud. Riv.	100	117 1/2	118 3/4
Cons., 3 1/2s, g., Ser. B, 1936.....J&J	95 3/4		Cleveland Akron & Columbus	100	42	43	Dividend payable in London	112 3/4	113
Cam. & At.—Con., 5s-6s, 1911.....J&J	120 1/4		Cleve. Cin. Chicago & St. L.	100	74	76	New York Chicago & St. Louis	100	27 1/2	29 1/2
W. Jersey consol. 6s, 1909.....M&N	116 1/2		Preferred	100	105	110	1st preferred	100	105	110
Western Maryland—				Cleveland Lorain & Wheel'g	100	46	65	2d preferred	100	60	63
Balt. & Harris., g., 5s, 1936.....M&N	114		Preferred	100	75	80	New York & Harlem (Guar.)	50	385	395
1st M. West. Ext. g. 5s, '38.....M&N	110	114		Cleveland & Pitts. (Guar. Pa. RR.)	50	178	New York Lack. & West. (Guar.)	100	130	135
West. N. Y. & Penn.—				Col. & Southern, vot. tr. certs.	100	14 1/4	15	New York New Haven & Hart.	100	192 1/2
1st, g., 5s, Jan. 1, 1937.....J&J	116		1st preferred	do.	48	50	New York Ontario & Western	100	29 3/8	29 3/4
Gen. mort., gold, 3-4s, 1943.....A&O	95	96		2d preferred	do.	19 1/2	20	N. Y. Phila. & Norfolk Tr. certs	50
Income, g., 5s, Apr., 1943.....Nov. 1	24	26		Columbus & Xenia (Guar.)	50	213	N. Y. & Rookaway Beach	100
West. of Minn.—See Nor. Pacific.				Concord & Montreal—(Guar. B&M)				Norfolk & Southern	100
West. Nor. Car.—See Southern Ry.				Class I	100	180	Norfolk & Western Ry.	100	60 1/4	60 3/8
Western Pa.—1st, g., 4s, 1928.....J&D	103 1/4		Class II	100	180	Adjust. preferred	100	90	92
Western Ry. Ala.—				Class III	100	180	North Carolina (Guar. So. RR.)	100	165
Cons. 4 1/2s, g., gu. Oct., 1918.....A&O	103		Class IV	100	181	Northern Central (new certs)	50	160	170
West Shore—See N. Y. O. & H. R.				Concord & Ports. (Guar.)	100	195	Northern, N. H. (Guar. B. & M.)	100	162
West. Tr't—See N. Y. C. & H. R.				Conn. & Passumpsic—Pr'f. (Gu.)	100	160	165	North. Pacific (when released)	100	132	139
West Va. & Pitts.—See B. & O.				Connecticut River (Guar. B&M)	100	282	285	Northern RR. or N. J. (Gu. Erie)	100	94	100
West Va. Cent. & Pitts.—				Danbury & Norwalk (Guar.)	50	64	Northern Securities Co.	100	101	101 1/2
1st, gold, 6s, 1911.....J&J	110 3/4	111		Dayton & Mich., com. (Guar.)	50	88 1/2	90	Reduced	2 1/8	2 1/2
Coal & Iron Ry. 5s, g., 1920.....F&A	100		Prof. (Guar. C. H. & D.)	50	210	215	North Pennsylvania (Gu. P. & R.)	50	110 1/2	103 1/2
Wheeling & L. Erie RR.—				Delaware & Bound B. (Guar.)	100	198	205	Norwich & Worcester pref. (Gu.)	100	225	226
1st cons., g., 4s, 1949.....M&S	91	91 1/2		Delaware & Hudson	100	159 1/4	160	Ogden Mine RR. (Gu. Cen. N. J.)	100	95
Lake Erie Div. 1st, g., 5s, '26.....A&O	112 1/2		Delaware Lack. & West.	50	265	270	Old Colony (Gu. N. Y. N. H. & H.)	100	204	206
Wheel. Div. 1st, g., 5s, 1928.....J&J	108 3/8		Denver & Rio Grande	100	21	22	Ontario & Quebec	100	156	159
Exten. & Impt., g., 5s, 1930.....F&A	110		Prof.	100	70 3/4	71 1/4	Oswego & Syracuse (Gu. DL&W)	50	224
Equip. s. f. gold 5s, 1922.....J&J	100	101		Denver & Southwestern	100	Pacific Coast Co.—See Miscell.			
Wheeling Terminal Ry. Co.—				Preferred	100	Pawtuxet Valley Railroad	100	150
1st guar., g., 4s, 1940.....F&A	95		Des Moines & Fort Dodge	100	19	25	Pennsylvania Railroad	50	119 1/2	119 3/8
Williamsport & N. Branch RR.—				Prof.	100	100	Peoria & Bureau Valley (Gu.)	100	205	210
1st ref'd'g, g. 4 1/2s, 1931.....J&J	102		Detroit Hills & S. W. (Guar.)	100	102	105	Peoria & Eastern	100	17	21
Wilkesb. & East.—See N. Y. S. & W.				Detroit & Mackinac Ry.	100	Pere Marquette RR.	100	74	76
Willmar & S. Falls—See St. P. M. & M.				Preferred	100	Prof.	100	69 1/2	71
Wilm. Col. & Ang.—See Atl. Coast.				Detroit Southern (vot. tr. cert.)	100	2	2 1/2	Philadelphia & Erie	50	43 1/2
Wil. & North—See Phila. & Reading				Preferred (vot. tr. certs.)	100	4	4 3/4	Phila. Germ. & Norris (Guar.)	50	115 1/2	153 1/2
Wil. & Weldon—See At. Coast Line				Duluth South Shore & Atl.	100	6	7	Phila. & Trent—(Guar. Pa. RR.)	100	270
Winona & St. P.—See Chic. & N. W.				Prof.	100	10	11 1/2	Pittsburg Bess. & L. Erie	50	34	37
Wisconsin Central Company—				East Pennsylvania (Guar. P&R)	50	73	Preferred	50	74	77
1st mtg., g., 4s, 1949.....J&J	89 1/2	90		Elnira & Williamsport (Guar.)	50	52	Pittsb. Cin. Chic. & St. Louis	100	62 1/2	65
Cons. 1st series, g., 5s, 1909.....J&J	100		Prof. (Guar. Nor. Cent.)	100	73	Prof.	100	93	96
Ch. Wis. & Minn., 1st, 6s, '16.....M&S	104		Erie—Common	100	24 1/4	24 3/8	Pittsb. Ft. W. & Chic. (Guar.)	100	180 3/8
Marshfield & South Eastern Div.				1st pref.	100	60 1/2	61 1/4	Special (Guar. Pa. RR.)	100	174
pur. mon. 1st g. 4s, 1951.....M&N	93		2d pref.	100	35 3/4	37	Pittsburg & Lake Erie	50	110
Wisconsin & Michigan Ry.—				Erie & Kalamazoo (Guar.)	50	245	Pittsb. McKeesp. & Yough. (Gu.)	50	132	140
1st M., g., 5s, Jan. 1, 1945.....J&J	25		Erie & Pittsb. (Guar. Pa. RR.)	50	152	Pitts. Shawmut & Northern	100	8	10
Wiscon. Val.—See C. M. & St. P.				Evansville & Terre Haute	50	54	57	Port. Saco & Ports. (Guar.)	100	150
Worcester Nashua & Rochester—				Prof.	50	75	80	Providence & Springfield	100	100
4s, Jan. 1, 1913.....J&J	101		Fitchburg, preferred	100	137	139	Prov. & Worcester (Guar.)	100	2 1/4
4s, Jan. 1, 1930.....J&J	103		Ft. Wayne & Jackson—Com.	100	2 1/2	7	Providence Warren & B.	100	150
4s, Oct. 1, 1934.....A&O	104		Preferred (Guar. L.S. & M.S.)	100	140	150	Quincy RR. Bridge Co. (Guar.)	100	190	200

§ Purchaser also pays accrued interest. † Price per share not per cent. ‡ Sale price. † In London. x Ex-dividend. † Ex-rights. n Nominal.

Bonds.		Bid.	Ask.	Bonds.		Bid.	Ask.	Bonds.		Bid.	Ask.	
HONOLULU, HAWAII.				MUSCATINE, IOWA.				PITTSBURGH, PA.				
Honolulu Rapid Transit & Land— 1st g., 6s, 1927, opt. 1917. M&N				Citizens' Railway & Light Co.— 1st g., 5s, 1917..... A&O				Central Trac., 1st, 5s, 1929.... J&J				
106 3/8	107			\$100	102	110	Citizens' Trac., 1st, 5s, 1927, A&O		112	
HOUSTON, TEX.				NASHVILLE, TENN.				Duquesne Trac., 1st, 5s, 1930, J&J				
Houston Electric Co.—1st g. 5s, Aug. 1, 1925, op. 1910..... F&A				Nashville Railway & Light— Cons. g. 5s, 1953 op. 1908... J&J				Fed. St. & P.V. 5s, g., May 1, '42, J&J				
\$ 94	97			94 1/4	95			Fort Pitt Trac.—1st 5s, 1935. J&D				
HUDSON, N. Y.				NEWARK, N. J.—See Jersey				Millvale Etna & Sharps.— 1st g., 5s, 1923..... M&N				
Albany & Hudson RR.— 1st g. 4-5s, 1943..... M&S				NEW BEDFORD, MASS.				109				112 1/2
70	85			N. B. & Onset Ry. 1st g. 5s, 1922. J&J				111 1/2				
INDIANAPOLIS, IND.				NEW BEDFORD, MASS.				111				119
Indianapolis Trac. & Term. Co.— 1st s. f. g. 5s, Jan. 1, 1933. A&O				N. B. & Onset Ry.—Con. 5s, g. 1914. J&J				117				119
\$ 98	100			\$102	105			122				123
Ind'polis St., gen. 4s, 1933... J&J				NEW HAVEN, CONN.				123				123
84 1/2	85			V. H. & Centrev., 1st, 5s, g. '33. M&S				100				102
Citizens' St., con. 5s, g. '33. M&N				New Hav. St. Ry., 1st, 5s, g. '13. M&S				100				102
\$106			Edgew. Div. 1st, g., 5s, 1914. J&D				95				100
Indianapolis & Eastern Ry.— 1st consol., s. f., g. 5s, 1927. J&J				Winchester Ave., 5s, g., 1912. M&N			
\$ 99	100			NEW ORLEANS, LA.				102 1/2				124
Indianapolis & Green. Rap. Tran.— 1st g., 5s, Jan. 1, 1929..... J&J				Canal & Clab.—1st 6s, 1946... M&N				108 3/4				110
\$	103			N. O. City RR.—Gen. g. 4-5s, '43. J&J				109				110 1/2
Ind'p. Shelbyv. & Southwestern— 1st s. f. g. 5s, Jan. 1, 1932... J&J				N. O. City & Lake, 1st, 5s, g. '43. J&J				102			
\$100	102			Power-house g., 6s, 1917.... J&J				10 1/2			
JACKSON, MICH.				NEW ORLEANS, LA.				104 1/2				109
Jackson & Battle Creek Trac.— 1st g. 5s, 1923, op. 1913... J&J				C. O. & Car.—1st 6s, 1907.... F&A				109 1/2				111
\$ 95	102 1/2			2d 6s, 1907..... F&A				98				98 3/4
Jackson & Suburban Trac.— 1st g. 5s, 1931, opt..... A&O				Cons. g., 5s, Feb., 1933..... J&J				101 1/2			
\$ 97 1/2	100			Edison Elec. 1st 5s, 1929... J&J				74 1/2				75
JACKSONVILLE, FLA.				NEW ORLEANS, LA.				109				111
Jacksonville Electric Co.— 1st g. 5s, 1927, opt. M&N				N. O. Power House Co. 5s, '41. J&J				103				107
\$ 93	97			N. O. Railways Co. 4 1/2s, 1952... J&J				102			
JERSEY CITY, N. J.				NEW ORLEANS, LA.				102			
Cons. Trac. of N. J., 1st 5s, '33. J&D				Orleans RR. Co., 1st 6s, 1912. J&J			
\$108	109			2d 6s, 1912..... J&J			
Newark Passenger Railway— Orange & New., 1st, 6s, 1905. A&O				St. Charles St. RR. 1st g. 4s, '52. J&J			
\$100	101			NEWPORT NEWS, VA.			
New Pass., cons., 5s, g., 1930. J&J				Newp't News & Old Pt. Ry. & E. Co.— 1st g. 5s, Nov. 1, 1938..... M&N			
\$113	114			Gen. g. 5s, Mar. 1, 1941..... M&S			
Essex Pass. Ry., 6s, 1905... M&N				Citizens' Ry. Lt. & Power Co.— 1st g., 5s, guar., 1940..... M&N			
\$100	101		
Nor. Jersey St. Ry. 4s, 1948. M&N				NEW YORK, N. Y.			
\$ 69 1/2	70			Brooker St. & F. 1st g. 4s, '50. J&J				94				97
Public Service Corp. of N. J.— Trust certs., 2% to 6%, perpet'l.				Cent. Crosstown, 1st, 6s, 1922. M&N			
4 1/2	49			Christopher & 10th Street— 1st, ext., 4s, Oct. 1, 1918... A&O			
\$109	110			Dry Dock E. B'way & Battery— 1st, 5s, gold, 1932..... J&D				96				100
KANSAS CITY, MO.				NEW YORK, N. Y.				108				110
Central Electric g. 5s, 1914... M&N				Cert. indebt., 5s, 1914..... F&A				100				101
\$ 99 1/2	101			Eighth Av., cert. indebt., 6s, '14. F&A				105				106
Grand Ave. Cable, 5s, g., 1908. J&J				2d St. M. & St. N., 1st, 6s, '10. M&S				104 1/2				107
\$100	103			2d M., inc., 6s, Jan., 1915.....				80				85
K. O. Cable, ext. g., 5s, 1911. A&O				Manhattan Elevated— Consol., 4s, gold, 1990..... A&O				105 1/2				105 1/2
\$100 1/2	102			Met. El., 1st, 6s, 1908..... J&J				107 1/2			
K. O. Elev. Ry. Co., 4s, g. d. '22. J&J				Metropolitan Street Ry. Co.— Ref'd g., 4s, Apr. 1, 2002. A&O				116				116 1/2
\$ 85	87			Gen. M. coll. tr., g. 5s, 1997. F&A				104				107
\$116	120			B'way & 7th Ave. 2d, 5s, 1914. J&J				118			
Met., Corriganiss., 5s, July, '16. J&J				Con. M., 5s, g., 1943..... J&D				108				110
\$105	108			B'way Surf. RR., 1st, 5s, '24. J&J				118 1/2			
Met. St. Ry., 5s, g., Sept., 1909. M&S				B'way Surf. RR. 2d, 5s, 1905. J&J				118 1/2			
\$100	102			Col. & 9th Av., 1st, 5s, 1993. M&S				116 1/2			
Cons. 5s, g. May 1, 1910... M&N				Lex. Av. & P. F. Y., 1st, 5s, g. '93. M&S				181				187
\$100	101			34th St. Cr's't'n, 1st 5s, '96. A&O			
KNOXVILLE, TENN.				NEW YORK, N. Y.			
Knoxville Traction 5s, 1938. A&O				Metropolitan Crosstown— 1st 5s, Apr. 1, 1920..... A&O			
\$ 100	105			2d Avenue 1st 5s, 1909. M&N			
KOKOMO, IND.				NEW YORK, N. Y.			
Kokomo Marion & West. Trac.— 1st g. 5s, July 1, 1933..... J&J				Consol. 5s, gold, 1948..... F&A			
\$ 90	95			South Ferry 1st 5s, 1919..... A&O			
LEWISTON, ME.				NEW YORK, N. Y.			
Lewiston Brunswick & Bath— 1st g. 5s, Mar. 1, 1918..... M&S				Third Ave. 1st, 5s, g., 1937... J&J			
.....	85			1st cons. gu. g. 4s, 2000... J&J			
LEXINGTON, KY.				NEW YORK, N. Y.			
Lexington Ry. 1st g. 5s, 1949... J&D				28th & 29th St. 1st g. 5s, 1996. A&O			
\$ 99 1/2	101			Twenty-third St.—Deb. 5s, '06. J&J			
LIMA, O.				NEW YORK, N. Y.			
Lima Electric Ry. & Light Co.— 1st cons. g. 5s, July 1, 1916. J&J				Union Ry.—1st, 5s, g., 1942... F&A			
.....	100			South. Boulev'd—5s, g., 1945. J&J			
2d cons. g. 5s, Apr. 1, 1925... A&O				Tarry. W. P. & Mam. 5s, g. '28. M&S			
\$	100			Westches. Elec., 1st, 5s, g. '43. J&J			
Lima Ry. 1st g., 5s, 1916... J&D				Yonkers Ry., 1st, 5s, 1946... A&O			
\$100	101			N. Y. & Stamford.—1st g. 5s, '31. A&O			
Western Ohio Ry.—1st 5s, '21. M&N				NIAGARA FALLS, N. Y.—See			
.....	74			NORFOLK, VA.			
LITTLE ROCK, ARK.				NIAGARA FALLS, N. Y.—See			
Little Rock Railway & Elec.— 1st g. 5s, 1933, op. 1908... J&J				Chesapeake Transit Co.— 1st g., s. f., 5s, 1953..... J&J			
98 1/2	99 1/2			Norfolk Railway & Light— Norfolk St. cons. g., 5s, 1944. J&J			
LONG ISLAND CITY, N. Y.				NIAGARA FALLS, N. Y.—See			
N. Y. & Queens Co. 4s g., 1946. A&O				Norfolk St. cons. g., s. f., 5s, 1949... M&N			
.....			NORWICH, CONN.			
Steinway Ry.—1st M. g. 6s, '22. J&J				Norwich St.—1st g. 5s, 1923. A&O			
\$114	116			OAKLAND, CAL.			
LONG BRANCH, N. J.				OAKLAND, CAL.			
Atlantic Coast Electric RR.— 1st, g., 5s, 1945..... M&N				Oakland Transit Consolidated.— 1st consol. s. f. 5s, 1932... J&J			
75			Oakland Transit Co.— 1st cons. g. 5s, 1931..... J&J			
General mortgage, 5s, 1946. J&J				Oak Tr. Co. con. g. 6s, '18. J&J			
37 1/2			Paducah City Ry., g. 5s, 1932....			
At. Coast El. Lt.—5s, g., 1945. J&D				PEEKSKILL, N. Y.			
20	50			Peekskill Lt. & RR.—5s, '30... A&O			
LOS ANGELES, CAL.				PEORIA, ILL.			
California Pacific Ry.— 1st guar., gold, 5s, 1941..... J&J				Peoria & Pekin Terminal Ry.— 1st g. sink. f'd 5s, 1930..... J&J			
.....			PHILADELPHIA, PA.			
Los Ang. Ry., 5s, g., 1938..... A&O				American Railways Co.— Conv. coll. tr. g. 5s, 1911... J&D			
114 3/4	115 1/2			Del. Co. Rys. tr. c'tfs. g., 4s, '49. J&J			
Los Ang. Pacific RR., 5s, 1928. J&D				Elec. & People's, 4s, tr. c'tfs., '45. A&O			
.....			Fairmount Park Trans.— 1st g. 5s, 1912, op. 1902... M&S			
1st consol. 5s, 1931..... A&O				Hest. Man. & F. con. 5s, '24... M&N			
\$101 1/2			Holmesb. Tacony & Fr. Elec. Ry.— 1st g. 5s, 1925..... M&N			
Los Ang. & Pass.—5s, g. 1928. J&J				Inter-State Railways.—Col. tr. g., 3-3 1/2-4s, 1943, op. 1913... F&A			
.....			People's Traction Co.— P. P. Ry., tr. c'tfs., 4s, g. 1943. F&A			
Los Ang. Trac., 1st 6s, 1915... M&N				United Rys. tr. c'tfs. g. 4s, '49. J&J			
.....			West. Phil. Pass.—1st 6s, '06. A&O			
1st g., 5s, 1938..... J&D				2d 5s, 1926..... M&N			
\$101 1/2	105		
Pacific Elec. con., g., 5s, 1942. J&J				NIAGARA FALLS, N. Y.—See			
101 1/2	105			NORFOLK, VA.			
LOUISVILLE, KY.				NORFOLK, VA.			
Cent. Pass. Ry., 1st, 6s, 1908. M&N				Chesapeake Transit Co.— 1st g., s. f., 5s, 1953..... J&J			
\$103	104			Norfolk Railway & Light— Norfolk St. cons. g., 5s, 1944. J&J			
Louisv. Ry., con. M., 5s, g., 1930. J&J				1st cons. g., s. f., 5s, 1949... M&N			
\$112 1/2	113 1/2			NORWICH, CONN.			
2d mtg. 4 1/2s, 1940..... M&S				Norwich St.—1st g. 5s, 1923. A&O			
\$104	106			OAKLAND, CAL.			
Louisv. City Ry., con., 6s, 1909. J&J				Oakland Transit Consolidated.— 1st consol. s. f. 5s, 1932... J&J			
\$104	105			Oakland Transit Co.— 1st cons. g. 5s, 1931..... J&J			
LOWELL, MASS.				NIAGARA FALLS, N. Y.—See			
Lowell & Suburban St. Ry.— 1st mtg. 5s, 1911..... J&D				NIAGARA FALLS, N. Y.—See			
.....	107			NORFOLK, VA.			
MACON, GA.				NORFOLK, VA.			
Macon Ry. & Light Co.— 1st cons. g. 5s, 1953, op., '08. J&J				Chesapeake Transit Co.— 1st g., s. f., 5s, 1953..... J&J			
\$	90 1/2			Norfolk Railway & Light— Norfolk St. cons. g., 5s, 1944. J&J			
MEMPHIS, TENN.				NORFOLK, VA.			
Citizens' St. RR. 1st g. 6s, '16. J&J				1st cons. g., s. f., 5s, 1949... M&N			
115	116			NORWICH, CONN.			
MERIDEN, CONN.				NORWICH, CONN.			
Meriden Electric RR.— Mer. Horse RR. 1st, 5s, 1911. A&O				Norwich St.—1st g. 5s, 1923. A&O			
\$106			OAKLAND, CAL.			
Gen. M., g. 5s, 1924..... J&J				Oakland Transit Consolidated.— 1st consol. s. f. 5s, 1932... J&J			
\$112			Oakland Transit Co.— 1st cons. g. 5s, 1931..... J&J			
MILWAUKEE, WIS.				NIAGARA FALLS, N. Y.—See			
Milw. City RR., 1st, 5s, g., '08. J&D				NIAGARA FALLS, N. Y.—See			
\$101	103			NORFOLK, VA.			
Mil. El. Ry. & Light—5s, 1926. F&A				Chesapeake Transit Co.— 1st g., s. f., 5s, 1953..... J&J			
\$108 3/4	110			Norfolk Railway & Light— Norfolk St. cons. g., 5s, 1944. J&J			
MIL. LIGHT, HEAT & TRACTION				NORFOLK, VA.			
1st g., 5s, guar., 1929, opt. M&N				1st cons. g., s. f., 5s, 1949... M&N			
\$103 1/2	104											

Bonds and Stocks.		Bid.	Ask	Stocks.		Par.	Bid.	Ask.	Stocks.		Par.	Bid.	Ask.
SEATTLE, WASH.				CAMDEN, N. J.		10			NEW ORLEANS, LA.—				
Seattle Elec. g., 5s, '30..Opt. F&A	\$	103		Camden & Trenton.....	100	88	90	N. O. & Carroll Ry. L. & P. pfd.		100	100		
Seattle Railway Co.—				So. Jersey Gas, Elec. & Trac.	100			New Orleans City.....		100	27		
1st g. gu. 5s, 1921....Opt. M&N	\$	100	101	CHARLESTON, S. C.				Preferred.....		100	100	102½	
Puget Sound Electric Ry.—				Char. Con. Ry. Gas & Elec. Co.	50	8	12	N. O. Railways Co.....		100	9¼	10	
1st coll. tr. g. 5s, 1932.Opt. F&A	\$	93	95	CHICAGO, ILL.				Preferred.....		100	29½	30	
Tacoma Ry. & Power Co.—				Aurora Elgin & Chicago.....	100	10	15	St. Charles Street.....		100	205		
1st g. 5s, 1929.....A&O	\$	98	100	Preferred.....				NEW YORK, N. Y.					
Puget Sound Power Co.—				Chicago City Ry.....	100	165	174	Bleeker St. & Fulton Ferry...		100	32	34	
1st g. gu. 5s, 1933....Opt. J&D	\$	97	98	Chicago Consolidated Tract.	100			Broadway & 7th Ave., guar.		100	240	245	
SHARON, PA.				Chicago Union Traction.....	100	4	4¾	Central Crosstown, 7 per cent.		100	290		
Youngst'n-Sharon Ry. & L'ht Co.—				Preferred.....	100	25	29	Cent. Park North & East Riv.		100	204	209	
1st g. sinking fund 5s, 1931.J&J	\$	100		Lake Street Elevated.....	100	3¼	3½	Christopher & Tenth Streets..		100	177	185	
Sharon & New Castle Ry.—				Metrop. West Side El.....	100	19½	20½	Eighth Ave.....		100	390	405	
1st g., 5s, guar., 1931.....J&J	\$	100		Preferred.....	100	54	55	42d St. & Grand St. Ferry....		100	390	405	
SIOUX CITY, IOWA.				North Chicago Street RR.....	100	72	75	42d St. M. & St. N. Ave.....		100	50	70	
So. City Trac., 1st. g. 5s, July '19.J&J	\$	103½		North Western El.....	100	15½	16	Interborough Rapid Transit...		100	133½	133½	
SOUTH BEND, IND.				Preferred (vol. tr.).....	100	47	50	Manhattan Elev'd Ry.....		100	150	150½	
Indiana Ry., 1st g. 5s, 1930 J&J	\$	101		South Side Elevated.....	100	90½	91¾	Metropolitan Street RR.....		100	117½	118½	
SPOKANE, WASH.				West Chicago Street RR.....	100	43½	47	Metropolitan Securities Co.—					
Washington Water Power Co.—				CINCINNATI, O.				Sub. receipts 2d instal. pd.		100	87½	88	
Consol. & coll. tr. g. 5s '29..J&J.	\$	103½	106	Cin. Dayton & Tol. Tract.....	100	20	21½	Ninth Ave., guar., 6 per cent.		100	185	192	
SYRACUSE, N. Y.				Cin. & Hamilton.....	100	44	47	Second Ave.....		100	205	209	
Syracuse Rapid Transit Ry—				Preferred.....	100			Sixth Ave.....		100	172	176	
1st mtg. g. 5s, 1946.....M&S	\$	102		Cin. New. & Cov. Lt. & Tract.	100	30	31	Third Ave.....		100	119	121	
2d mtg. g. 5s, 1930.....J&J	\$	83½		Preferred.....	100	88½	88¾	Twenty-third St., guar.....		100	390	400	
TAUNTON, MASS.				Cincinnati Street Ry.....	50			NIAGARA FALLS, N. Y.					
Taunton Street Ry.—				Interurban Ry. & Terminal...	100	29½	32	Niagara Gorge RR.....		100		60	
1st M. 5s, 1914.....J&J	\$	105		CLEVELAND, O.				NORFOLK, VA.					
Taun. & Brook., 1st. g., 5s, '17.F&A	\$	105		Cleve. & Eastern Ry.....	100			Norfolk Railway & Light.....		25	6	8	
TERRE HAUTE, IND.				Cleveland Electric Ry.....	100	71½	72	NORTHAMPTON, MASS.					
Terre Haute Electric Co.—				Cleve. Paines. & Eastern.....	100	28	35	Northampton Street Ry.....		100	170	185	
1st g. 5s, July 1, 1929.....J&J	\$	96		Cleveland & So. West. Trac	100			PHILADELPHIA, PA.					
TOLEDO, O.				Preferred.....	100			American Railways Co.....		50	47	47½	
Tol. Cons. St. Ry.—Cons., 5s, '09 J&J	\$	101	103	Eastern Ohio Traction.....	100			Citizens' Passenger, guar.....		50	350		
Tol. Trac., cons., g., 5s, 1909..J&J	\$	100	101	Lake Shore Elec. vot. tr. certfs.	100			Continental Pass. Ry. (\$20 pd.)		50	153		
Toledo Bowl. Green & Southern—				Preferred voting trust cdfs..	100			Fairmount Pk. & Haddington...		50	69		
1st g. 5s, May 1, 1921.....M&N	\$	98		COLUMBUS, O.				Fairmount Park Transport'n...		50		20	
Tol. Rys. & Light g. 4s, 1909..J&J	\$	85	90	Central Market St. Ry.....	100	30	33	Frankford & Southwark Pass..		50	435	440	
Tol. & Western Ry. 1st g. 5s, '26.J&J	\$	82¾	83½	Preferred.....	100	80	90	Germantown Passenger.....		50	142½		
TORONTO, CAN.				Cols. Buckeye Lake & Newark.	100	28	33	Green & Coates Sts. (\$15 p'd.)		50	155		
Tor. Ry. 1st M. 4½s, '11 to '21.F&A	\$	102½	103	Preferred.....	100			Hestonville M. & F., common..		50	47		
TRENTON, N. J.				Columbus Delaw'e & Marion.	100			Preferred.....		50	71	75	
Trenton & New Brunswick RR.—				Preferred.....	100	89	90	Inter-State Railways (\$75 pd.)		100	70	80	
1st g. 5s, Jan. 1, 1932.....J&J	\$	97	98	Cols. London & Springfield...	100	25	26	Phila. City Pass. Ry. (\$23¼ p'd)		50	201		
Trenton St. Ry.—con. g. 5s, '38.J&J	\$	105		Preferred.....	100	50	55	Phila. & Gray's Ferry (\$25 p'd)		50		102	
UTICA, N. Y.				Columbus Railway—Common..	100	91	92½	Phila. Rapid Transit (\$15 p'd)		50	12¾	13½	
Utica & Mohawk Valley Ry.—				Preferred.....	100	106	106½	Philadelphia Traction.....		50	98¾	99	
1st g., 4½s, 1941.....M&S	\$	100½	102½	Col. Ry. & Light Co. (\$20 paid)	100	35	36½	Railways Company General....		10	1		
Utica Belt L. 1st g. 5s, 1939.M&N	\$	109	110½	Ohio Union Traction.....	100	20		Ridge Ave. Passenger (\$28 p'd)		50	304½		
2d g. 5s, 1931.....J&J	\$	106	108	Preferred.....	100	80		2d & 3d Sts. Ry., guar.....		50	298		
Utica & Mo. 1st g. 5s, 1910..J&J	\$	100	103	DAYTON, OHIO.				13th & 15th Sts. Pass. Ry....		50	300	302	
WASHINGTON, D. C.				City Railway, common.....	100	172		Union Passenger (\$30 5-6 p'd)		50		240	
Anacost. & Pot. 5s, 1949.....A&O	\$	100		Preferred.....	100	175		West Phila. Passenger, guar...		50	250½	252½	
Capital Tr. 4s, 1905-1920.....A&O	\$	107		Dayton Spring. & Urbana.....	100	100	120	PITTSBURGH, PA.					
City & Suburb., 5s, g., 1948..F&A	\$	97		Preferred.....	100	73	85	Allegheny Traction.....		50	49	50	
Columbia St., 1st M., 6s, 1914..A&O	\$	118	120	DETROIT, MICH.				Citizens' Traction.....		50	66½	70	
Exten. g., 5s, 1914.....A&O	\$	105	106½	Detroit United Ry.....	100	61¾	65	Philadelphia Co.—See Miscellan.					
Metropolitan 1st, g., 5s, 1925.F&A	\$	118		DULUTH, MINN.				Pittsburg & Birmingham Tr...		50	45	50	
Certif. of Indebt. A, 1906..A&O	\$	101		Duluth Superior Traction Co.	100	24	30	Pleasant Valley.....		25	27¾	28½	
Certif. of Indebt. B, 1907..J&D	\$	101		Preferred.....	100	67½	75	United Traction, com.....		50			
Wash. Ry. & Elec. g. 4s, 1951 J&D	\$	78½	78¾	EASTON, PA.				Preferred.....		50	49½	50	
WATERLOO IOWA.				Easton Consol. Elec. (\$17½ pd)	50	12½		PROVIDENCE, R. I.					
Waterloo & Cedar Falls, R. T.—				EAST ST. LOUIS, ILL.—				R. I. Securities Co.....		100	13	14	
1st g. 5s, 1907 to 1922, op..A&O	\$	99	100	East St. Louis & Suburban...	100	69	71	United Traction & Electric...		100	98½	97½	
WHEELING, W. VA.				ELGIN, ILL.				READING, PA.					
Wheel Traction 5s g., 1931...J&J	\$	97½		Elgin Aurora & South. Tract..	100			Reading Traction.....		50	30		
Wheel Ry. 1st g. 6s, 1922...M&S	\$	110	111	FORT WORTH, TEX.—				City Passenger Ry.....		50	155		
WILKES-BARRE, PA.				Northern Texas Traction.....	100	35½	39	East Reading Electric Ry....		50	80		
Wilkes. & Wyom. Val. Trac.—				GRAND RAPIDS, MICH.				ROCHESTER, N. Y.					
1st g., 5s, 1921.....A&O	\$	105		Grand Rapids Ry.....	100	55	60	Preferred.....		100	102		
WILMINGTON, DEL.				Preferred.....	100	86	88½	Rochester Street Ry.....		100	99	100	
Wilm. & Ches. Trac. g. 5s, 1918.A&O	\$	103	105	HALIFAX, CANADA				Preferred.....		100	35½	37	
WORCESTER, MASS.				Hallfax Elec. Tramway Co....	100	91	92½	Roch. Ry. & Light.....70%pd.		100	71	72	
Boston & Worc. St. Ry.—See Boston				HARTFORD, CONN.				Preferred.....		100			
Worcester & Conn. Eastern—				Hartford Street Ry.....	100	212	220	ST. JOSEPH, MO.					
1st s. f. g. 4½s, 1943.....J & J	\$	105	107	HOBOKEN, N. J.				St. Joseph Ry. Lt. Heat & Pow.		100	33	38	
Worc. Con. St. 4½s, g., 1920..M&S	\$	105		Jersey C. Hoboken & Paterson.	100	17		Preferred.....		100	80	85	
North End 5s, 1915.....F&A	\$	100		HOLYOKE, MASS.				ST. LOUIS, MO.					
Wor. & Clinton, 1st g., 5s, 1919.J&J	\$	108		Holyoke Street Ry.....	100	190	200	St. Louis & Suburban Ry.....		100		64	
Wor. & Marlboro 1st, 5s, 1917.A&O	\$	104		HOUSTON, TEX.				St. Louis Transit Co.....		100	10¾	10¾	
Wor. & Southbridge 1st 4½s, 1922.	\$	100		Houston Electric Co.....	100		40	United Rys. of St. L., pref...		100	53½	53½	
Wor. & Webster 1st g. 5s, '19.M&N	\$	100		Preferred.....	100		90	SAN FRANCISCO, CAL.					
YOUNGSTOWN, OHIO.				HUDSON, N. Y.				Cal. St. Cable RR.....		100		200	
Penna. & Mahoning Valley Ry.—				Alhany & Hudson RR.....	100	5	10	Geary St. Park & Ocean RR...		100			
1st ref. g. 5s, 1922.....M&N	\$	105		Preferred.....	100	15	25	Presidio & Ferries RR.....		100	41½	45	
ZANESVILLE, OHIO.				INDIANAPOLIS, IND.				United Rys. Investment Co...		100	10	11	
Zanesville Ry. Light & Power—				Indianapolis Str. Ry. Co.....	100	83½	85	Preferred.....		100	48	49	
1st cons. g. 5s, Oct. 15, '12.A & O	\$	101		Indianapolis Trac. & Terminal...	100	34	36	SAO PAULO, BRAZIL.					
STREET RY STOCKS.													
AKRON, O.				Jersey City, N. J.				Sao Paulo Tram L. & P., Ltd.		100	103½	103½	
Northern Ohio Trac. & Light..	100	13	14½	Consolidated Traction of N. J.	100	66½	67	SAVANNAH, GA.					
ALBANY, N. Y.				North Jersey Street Ry.....	100	19	21	Savannah Electric Co.....		100	13	14	
United Traction.....	100	100	103	Public Service Corp. of N. J.	100	95	100	Preferred.....		100	87	90	
ANDERSON, IND.				Rapid Transit St. Ry. Co.....	100	245		SCRANTON, PA.					
Indiana Union Traction.....				KANSAS CITY, MO.				Scranton Railway.....		50	17½	18	
Union Traction of Ind.....	100	30	31	Kansas City Ry. & Light.....	100	23	25	Preferred.....		50	40	45	
Preferred.....	100	70	73	Preferred.....	100	76	77	SEATTLE, WASH.					
ATLANTA, GA.				LEXINGTON, KY.				Seattle Electric Co.....		100	40	45	
Georgia Ry. & Electric Co....	100	41		Lexington Railway Co.....	100	57½	65	Preferred.....		100	94	95	
Preferred.....	100	78½	80	LIMA, O.				Puget Sound Electric Ry....		100	20	30	
AUGUSTA, GA.				Lima Electric Ry. & Light....	100	49		Preferred.....		100	75	80	
Augusta-Aiken Ry. & Elec....	100	10	20	Western Ohio									

MISCELLANEOUS SECURITIES.

Prices marked (\$) indicate that the purchaser has to pay accrued interest in addition to the price given. Prices not marked are flat prices.

Table with columns: Bonds, Bid, Ask, Bonds, Bid, Ask, Bonds, Bid, Ask. It lists various securities including Coal Iron & Steel Bonds, Electric Light, Gas & Power Bonds, and Telegraph & Telephone Bonds.

† Purchaser also pays accrued interest.

‡ Sale price.

⁂ Nominal.

Bonds.		Bid.	Ask.	Bonds and Stocks.		Bid.	Ask.	Stocks.		Par.	Bid.	Ask.	
N. Y. & N. J. Telep., 5s, g., '20, M&N	107		Lamson S. Service—5s, 1922.....	\$ 87½	100		Pittsburg Coal.....	100	14		
N. Y. & Pa. Teleph. & Teleg. Co.—				Madison Sq. Gard., 1st 5s, 1919 M&N	107½	110		Preferred.....	100	56		
1st gold 5s, Feb. 1, 1926... F&A			105	6s, 1919 (J.P.M.&Co. certfs.). M&N	60			Republic Iron & Steel.....	100	7	8	
Gen. S'k'g'rd g. 4s, Nov., '29, M&N			95	Mason Temp. (Memph.). 5s 1910-30	105	106		Preferred.....	100	43	45	
Postal Tel.-Cable of Texas—				Mex. Int'l Imp. Co., 5s, 1908. J&J	98½	100½		Gloss-Sheffield Steel & Iron Co. 100		37	38	
1st s. f., gu., g., 5s, 1928... J&J			97½	Miami & Erie Canal Trans.—				Preferred.....	100	83½		
South. New Eng. Telephone—				1st 5s, May 1, 1921..... M&N	\$.....	25		Susquehanna Iron & Steel.....	5	¾	1		
1st g. 5s, Dec. 1, 1948..... J&D	118	122		Minneapolis Brew.—7s, 1913. A&O	110	113		Temple Iron Co.....	100	100		
Twin City Telephone Co.—				Miss. Levee, 1911-1921..... J&J	108	109		Tennessee Coal Iron & RR. Co. 100		42¾	43¾	
1st g. 5s, 1912, '14, '17, & '26. J&J			100	Miss. Levee, 1917-1937..... J&J	118	120		Texas & Pacific Coal Co.....	100	75	90	
Western T. & T. Col. tr. g. 5s. '32. J&J			102	Mt. Vernon Cotton Duok, 1st, 5s..	60	60½		Tidewater Steel Co.....	10	½	¾		
Western Union—				Incomes	12	15		Preferred.....	10			
Collateral tr., cur., 5s, 1938, J&J	108½		National Enamel. & Stamp. Co.—				U. S. Steel Corporation.....	100	11½	11¾		
Fdg. & R. E. M. 4½s, g., 1950. M&N	104	104½		1st g. 5s, 1904 to 1911..... M&S	\$.....	100¾		Preferred.....	100	59½	59¾		
Mutual Union 6s. 1911..... M&N	107		Nat. StarhCo. Deb. 5s, g. 1925. J&J				Va. Iron, Coal & Coke.....	100	17	19½		
Northw'n gu. g. 4½s, 1934. J&J	101½	102¾		Nat. Star'hMfg. 1st, g. 6s, '20. M&N	88		Warwick Iron & Steel.....	10	3½	4		
WATER BONDS.				N. E. Cot'n Yarn Co. g. 5s, 1929. F&A	\$ 94	95		Weaver Coal & Coke.....	20	23½			
Artesian Water (Tenn.) 5s, '09. J&J	104	105		N. O. Brewing 5s, 1915..... J&D	104	107		Westmoreland Coal.....	50	77½	80		
Consol. 5s, 1909..... J&J	104	105		N. O. Cot. Ex., 1st, 5s, '06. J A J & O	101½	104		Wheeling Mould & Foundry.....	50	40	50		
Consol. Water Co. of Utica—				N. Y. Biscuit Co.—6s, 1911..... M&S	105		Wheeling Steel & Iron Co.....	100	89	90		
1st g. 5s, Jan., 1930..... J&J	\$ 95	100		N. Y. Dock Co.—1st g. 4s, 1951. F&A	91½		Wyoming Valley Coal.....	100		
Contra Costa Water, 5s, 1915. J&J	100		N. Y. & E. R. Ferry—5s, 1922. M&N	\$ 89	90							
Denver Union Water 5s, 1914. J&J	97½	99		N. Y. & Hob. F., 5s, May, 1946. J&D	106	108							
Hackensack Water Company—				Hoboken Ferry 5s, 1946..... M&N	\$108	110							
Ref'd'g g., 4s, 1952, opt. '12. J&J	\$ 91¾	92½		N. Y. & N. J. Ferry—5s, 1946. J&J	\$102	104							
Indianapolis Water Co.—				Norfolk Silk Co. 7s, 1915..... M&S	\$103½	105							
2d g. 5s, July 1, 1911-1926. J&J	\$100	101		Oceanic Steamship 5s. '09. '24. J&J	72½							
Lack. Valley Water 5s, 1927. A&O	\$105	110		Pacific Coast Co.—G. 5s, 1946. J&D	107½							
Louisv. Water Co., 1st, 6s, 1906. A&O	\$103	104		Pennsylvania Canal—6s, 1910. J&D							
2d, 5s, 1910..... F&A	\$104		Phila. Bourse 1st 5s, 1913. M&N	\$ 90							
Morris Aqueduct 4s, 1915..... F&A	101		Pittsburg Brewing 6s, 1949... J&J	112¾	113							
Oakland Water Co.—5s, g'd., '15. J&J	100		Pressed Steel Car Co.—									
Omaha Water Co.—				1st, g., notes 5s, 1905 to '11. F&A	\$ 98½	100							
Consol. g., 5s., 1946, opt. J&J	72	78		Rapid Tran. Ferry—G., 5s, '44. M&N	95							
Prior lien, g., 5s, 1916, opt. J&J	96		St. Clair Furnace Co.—									
Passaic Water Co., Gn. g. 5s, '37. J&J	\$105		1st g. gu. 5s. 1910 to '39... F&A	Basis	4.50							
Portland Water Co., 4s, 1927. F&A	\$100	103		St. Jos. Stk. Ys.—1st g., 4½s, '30. J&J	98¾							
Snoqualmie Falls Power Co.—				St. L. Brew. Ass'n, 6s, 1914, J&J	\$ 95½							
1st g. 5s, 1905 to 1929..... M&N	basis	4¾		St. Louis Car Co.—									
So. Yuba Water Co. of N. Y.—				1st g. 6s, May 21, '23, op. '08. M&N	\$100							
Consol. g. 6s, 1923..... J&J		St. L. Nat. Stock Yds, 4s. '30. J&J	\$ 94	97							
Spring Br'k Water—5s, g., '26. A&O	\$103		St. P. Union Depot—6s, 1930. M&N	\$125	130							
Spring Val. Water—6s, 1906. M&S	105¾		Consol. 5s, 1944..... M&N	\$109							
2d mtg. 4s, 1917..... Q-F	99¾		Consol. 4s, 1944..... M&N	\$109							
3d mtg., g., 4s, 1906..... Q-M	99		Sibley Mfg. Co., 1st, 5s, 1922. J&J	100	102½							
Ref. g. 4s, 1923..... J&D	98		Simpson, Crawford Co.—									
MISCELLANEOUS BONDS.				Deb. s. f., 6s, '24, op. '05. J15 & J15	65	80							
Adams Exp. col. tr. g. 4s, '48. M&S	1027½	103		Standard Mill.—1st, g., 5s, Nov. '30	74	75½							
Amer. Cigar Co.—Guar. g. notes.				Standard Rope & Twine—									
4s, 1912..... M&S 15	\$ 91½	92½		1st, g., 6s, 1946..... F&A	40	44							
Am. Cotton—Deb. g. 6s, '05 op. A&O		Income g. 5s, 1946.....	1¾	3							
Amer. Cot. Oil, 4½s, Nov., '15, Q-F	97½		swift & Co.—									
Am. Hide & Leath. 1st g. 6s, '19. M&S	85		1st g. 5s, 1914, op. 1910... J&J	\$101½	101½							
Amer. Malt 6s, 1914..... J&D	100	102		Swift Rig. Trans. 4½s, '05 to '12. J&J	\$.....	100							
Am. Sew. Pipe—1st s. f. 6s, 1920 M&S	96½		10th-23d St. Fer. Co., 1st, 5s, '19. J&D	\$ 95							
Amer. Spirits, g., 6s, 1915..... M&S	86	87		Timber cfts., 6s, g., 1905 to '12. F&A	\$ 82	100							
Amer. Straw'd Co., 6s, 1911. F&A	\$100¼		Torrington Co., 1st g. 5s, '18. M&S	\$104	107							
Amer. Thread col. tr., g., 4s, '19. J&J	80¼	80¾		Union Ferry Co.—5s, 1920..... M&N	88	89							
American Writing Paper—				United Fruit Co. deb. conv. g. 5s.									
1st g. 5s, 1909-1919..... J&J	72½	73½		1911, optional 1903..... M&S	\$108							
Augusta Factory 1st M. 6s, '15. M&N	108		U. S. Env'y Co.—6s, g., Aug., '18. J&J	\$106	108							
Avoyelles Co. 1st g. 6s, '12, op. '04. F&A	\$.....	100		Deb. g., 5s, 1905-1912..... F&A	100½							
B. & S. Car Co., 1st, g., 6s, 1942, J&J	\$109¾		J. S. Leath.—S. f. deb., 6s, g., '13. M&N	109¾	110½							
Battle House (Mobile) 6s, '05. M&S	105	106		J. S. Mortgage & Trust Co.—									
Berg. & Engle Brew., 6s, 1921. J&J	102		Ser. E to N 4s, 1917 to 1922. Var.	\$.....	100							
Berlin Mills 1st g. 5s, '05 to '31. F&A	\$ 99	100		U. S. Realty & Improvement—									
Bos. & Mont.—7s, '04 to '07. M&N	\$100		5s, g., 1924, optional..... J&J	80½	81							
Boston Steamship 5s, g., '20. A&O	100		U. S. Reduct. & Refin. Co.—									
Boston Term. Co.—3½s, 1947. F&A	\$110½	111½		1st, g., slnk. fund, 6s, 1931. J&J							
Broadway Realty—G. 5s, 1926. M&S	110		J. S. Rubber Co.—									
Bklyn Ferry Co.—5s, g., 1948. F&A	60		Coll. g. 5s, notes, '05, opt. M15 S15	\$100¼	100½							
B'n N. Y. F'y & 1st 6s, Jan. 1 '11. J&J	105		U. S. Shipbuilding 5s cfts	20	23							
Bush Terminal Co.—				U. S. Sugar Ref. 1st, g., 6s, '21. J&D	85							
1st conv. g. 4s, Apr. 1, '52. A&O	\$ 83	88		Virginia-Carolina Chemical—									
Butte & Boston 6s, 1917..... A&O	\$ 90		Coll. tr. s. f. g. 5s, 1912, opt. A&O	96¼	97							
Central Foundry Co.—				Welsbach Co. Col. tr. g. 5s, '30. J&D	57	58							
Deb. 6s, 1919, opt. 1901... M&N	50	53		COAL IRON & STEEL STOCKS.									
Cent. Hud. St'boat.—5s, 1918. M&N	98	100		Alabama Consol. Coal & Iron.....	100	9½	15						
Chic. B'd of Trade 4s, 1927... J&D	\$101		Preferred.....	100	53						
Chic. Junct., col., g., 5s, 1915, J&J	\$107		American Coal.....	25	200	230						
Coll. tr. ref'd'g g. 4s, 1940. A&O	\$ 97½	98½		Amer. Iron & Steel Mfg., \$5 paid. 50						
Cin. Chamb. Com., 4s, 1908, J&J	\$100		Preferred.....	50						
Cleve. & Sand. Brewing—6s, g., '48	92¾	93½		American Steel Foundries.....	100	5	7						
Commercial Bldg. Co., 6s, '07. M&N	\$102		Preferred.....	100	30	35						
Cons. Rub. Tire—Inc. 4s, '51. A&O	9	11		Black Diamond Anthracite Coal. 1	1½						
Consolidated Tobacco Co.—				Bon Air Coal & Iron, common. 100	16	18						
Coll. tr. g. 4s, Aug. 1, 1951. F&A	64	64½		Preferred.....	100	72	75						
Cont. Tobacco deb. g. 7s, '05. A&O	\$101½	102½		Cambria Iron Co.....	50	47	48						
Cov. & Cin. Bdg., 1st, g., 4s, 1915. J&J	\$100	101½		Cambria Steel Co.....	50	19¼	19¾						
Deere & Co. deb. gold 5s, 1904 to				Central Coal & Coke.....	100	61¾	62¼						
1917 (optional)..... M&N	\$100	101		Preferred.....	100	71						
Delano Land g. 5s, 1932..... J&J		Colorado Fuel & Iron.....	100	34	35½						
Distil. Co of Am. col. tr. g. 5s, '11. J&J	96½		Preferred.....	100	65						
Distillers' Securities Corp.—				Col. & Hock. Coal & Iron.....	100	87½	9½						
Col. tr. cv. g. 5s, '27, op. '08. A&O	63	63½		Preferred.....	100	65	80						
Eagle & Phenix Mfg., 6s, 1928. J&J	106		Consolidation Coal of Md.....	100	65						
Eastern Steamship Co.—				Consolidated Coal Co., St. L.....	100	18						
1st M. s. f. g. 5s, 1927 (opt.) M&N	\$ 99	101		Crucible Steel Co. of Am.....	100	5¼						
Evans													

Stocks.			Stocks.			Stocks.		
Par.	Bid.	Ask.	Par.	Bid.	Ask.	Par.	Bid.	Ask.
Syracuse Lighting Co. 100	43	50	NEW ORLEANS.			<i>Per share</i>		
Preferred 100	90 1/2	92	Germania 100	110	Barnaby Manuf. Co. (F. R.) 100
Toledo Gas Light & Coke Co. 100	112	115	Hibernia 100	110	180	Barnard Mfg. (Fall River) 100	95
Toronto Electric Light 100	136	136 3/4	Lafayette 50	110	115	Bates (Me.) 100	165
Troy (N. Y.) Gas 100	168	170	Mechanics' & Traders' 100	100	100	Berlin (Paper) Mills Co., Me., pf. 100	\$105	107 1/2
United Elec. Lt. & P., Balt., Pref. 50	32	33 1/4	Southern 100	110	120 1/2	Bigelow Carpet Co. 100	102 1/2	103
United Electric of New Jersey 100	20	Sun Mutual 100	141	Boott Cot. (Mass.) 1000	350
United Electric Secur., pref. 100	Teutonia 100	140	Border City Mfg. (Fall River) 100	98
United Gas & Elec. of N. J. 100	39	41	NEW YORK.			<i>Per cent.</i>		
Preferred 100	87 1/2	89	<i>Per cent.</i>			Boston Belting 100	205	210
United Gas & El. (S. F. \$30 pd.) 100	Commonwealth 100	100	100	Boston Duck (Mass.) 700	1000
United Gas Impt. (Phila.) 50	84 1/2	84 7/8	Continental 100	770	820	Bristol Manuf'g Co. (N. B.) 100	70	75
United Illum. Co. of N. Haven 100	145	Empire City 100	75	Cabot Manufacturing Co. (Me.) 100	62 1/2
Waltham Gas Light Co. 100	130	German-Alliance 100	176	Chace (Fall River) 100	97 1/2
Washington (D. C.) Gas 20	57 1/2	58	German-American 100	510	530	Chicopee (Mass.) 100	35
West'ghouse Elec. & Mfg. As't'g 50	154	158 1/2	Germania 50	330	360	City Manufacturing Co. (N. B.) 100	135
1st preferred 50	175	195	Greenwich 25	165	Jocheco (N. H.) 500	160
Wheeling Gas Co. 50	60	75	Hamilton 15	80	100	Jollins Co. (Conn.) 100	130
Woonsocket Electric 100	75	82 1/2	Hanover 50	108	Jolumbian (N. H.) 100	1000
EXCHANGE SEATS.			Home 100	315	325	Jontinental (Me.) 100	38	139 1/2
<i>Last Sale.</i>			Nassau (Brooklyn)] 50	170	Cornell Mills (F. R.) 100
New York Stock Exch. \$70,000	New York 100	100	Jornell Stocking Co. (N. B.) 100	100
N. Y. Consol. Stk. & Pet. Ex. 1,000	900	1,000	Niagara 50	270	Dartmouth Manuf'g Co. 100	150
New York Produce Ex. 250	225	250	North River 25	170	Davol Mills (Fall River) 100	90
New York Cotton Exch. 9,100	9,000	9,500	Peter Cooper 20	170	Dwight (Mass.) 500	1950
New York Coffee Exch. 3,000	2,750	3,000	Phoenix (Brooklyn) 50	215	225	Edwards (Me.) 100	160
Baltimore Stock Ex'ge. 2,200	2,000	3,000	Stuyvesant 25	50	Everett (Mass.) 100	115
Boston Stock Exchange 18,000	United States 25	85	100	Flint Mills (Fall River) 100	97
Chicago Board of Trade 3,100	3,050	3,100	Westchester 10	370	410	Franklin (Me.) 100	92 1/2
Chicago Stock Exchange 700	700	Williamsburg City (Brooklyn) 50	580	610	Granite (F. R.) 100	122 1/2
Cleveland Stock Exchange 5,700	3,500	PHILADELPHIA.			<i>Per share</i>		
Montreal Stock Exchange 15,000	American Fire 100	106 1/2	J 'ne '04	Great Falls (N. H.) 100	145
New Orleans Cotton Ex. 5,300	4,950	5,800	Delaware 25	20	Grinnell Manuf'g Co. (N. B.) 100	125 1/2	126
Philadelphia Stock Ex. 5,500	5,500	6,000	Fire Association 50	359 1/2	J 'ly, '04	Hamilton (Mass.) 1000	675
Pittsb'gh Stock Exchange 7,000	Franklin Fire 100	354 1/2	J 'ne '04	Hamilton Woolen (Mass.) 100	35
St. Louis Stock Exchange 5,000	5,000	6,000	Grard F. & M. 100	380	M ar. '04	Hargraves Mills (F. R.) 100	70
INSURANCE STOCKS.			Ins. Co. County of Phila. 100	114	F eb. '04	Hill (Me.) 100	52 1/2
ALBANY.			Insurance Co. of N. A. 10	23 3/8	23 3/8	Hosiery (Lowell), New. 100	67 1/2	75
Albany Insurance Co. 50	135	140	Insurance Co. of State of Pa. 200	100	M ay '04	Jackson (N. H.) 1000	625	650
Commerce Insurance Co. 25	135	138	Jefferson 50	122	F eb. '04	King Philip (F. R.) 100	130
BALTIMORE.			Lumbermen's 25	60 1/2	J 'ly, '04	Lancaster Mills (Mass.) New. 100	65
d Baltimore 10	Mechanics' 25	30	J 'ne, '04	Laurel Lake Mills (F. R.) 100	122 1/2
d Firemen's 18	Pennsylvania Fire 100	540 1/2	F eb. '04	Lawrence (Mass.) 100	108
German 10	13	15	Reliance 50	60	J 'ne, '04	Lockwood (Me.) 100	90
German American 25	Spring Garden 50	50 1/2	J 'ly, '04	Lowell Bleachery 100	80	182
d Home 10	Teutonia 100	90	M ar. '04	Lowell Machine Shop 500	725	735
Maryland 5	Union 20	25	M ay, '04	Lyman Mills (Mass.) 100	x 68	70
d Peabody 25	United Firemen's 10	19	Au g, '03	Manchester (N. H.), New. 100	88
Security Fire 10	PITTSBURGH.			<i>Per share</i>		
BOSTON.			Allemania 50	58	65	New preferred 100	98	199
American (Fire & Marine) 100	100	Armenia 100	85	Massachusetts Cotton 100	80
Boston Marine 100	245	Ben Franklin 50	90	100	Mechanics' (F. R.) 100	80
Conveyancers' Title 100	100	Birmingham 50	65	Merchants' (F. R.) 100	80
Massachusetts Title 100	30	150	City 50	64	65 1/2	Merrimack (Mass.) 100	58
Mercantile, Fire & Marine (new) 100	200	German 50	68	85	New preferred 100	90
North American (Fire) 100	190	German-American 50	65	Middlesex (Mass.) 100	50
BROOKLYN.—See N. Y.			Humboldt 50	110	Monadnock (N. H.) 1000	850
CINCINNATI.			Monongahela 50	50	60	Morse Twist Drill (N. B.) 50	178
Anchor Fire Insurance Co. 100	National 50	110	Narragansett Mills (F. R.) 100	98
Cincinnati 25	88 1/2	People's 37 1/2	Nashua (N. H.) 500	600
Commercial 25	Pittsburgh 50	117	120	Naumkeag (Mass.) Cotton 100	50	55
Eureka 20	200	Teutonia 50	85	New Bedford Cordage 100	60	60
Fidelity 100	90	Union 50	59	75	New England Cotton Yarn 100	35
Merchants' & Manufacturers' 20	130	Western 50	54	Preferred (new) 100	95
National 100	100	PROVIDENCE.			<i>Per share</i>		
Security 100	100	Equitable 50	57	Newmarket (N. B.) 500	55
Washington 25	Merchants' (Liquidating) 50	35	Osborn Mills (Fall River) 100	85
DAYTON.			Prov. Washington 50	80	Otis Manuf'g Co. (Mass.) 1000	1775
Columbia 100	200	RICHMOND.			<i>Per share</i>		
Cooper 20	42	Virginia Fire & M. 25	38	39 1/2	Pacific (Mass.) 1000	2075
Teutonia 20	106	Virginia State 25	25	Fairpoint Corporation (N. B.) 100	130	135
HARTFORD.			SAN FRANCISCO.			<i>Per share</i>		
Aetna 100	300	Fireman's Fund 100	340	Parker Mills (F. R.) 100	80
Connecticut 100	297	305	ST. LOUIS.			<i>Per share</i>		
Hartford 100	720	American Central 100	201 1/2	Pepperell (Me.) 100	x241
National 100	300	WASHINGTON.			<i>Per share</i>		
Phoenix 100	242	Arlington 10	29 1/2	Pierce Manuf'g Co. (N. B.) 100	168
Steam Boiler 50	200	Colonial 100	100	Pocasset (Fall River) 100	120
HARTFORD—LIFE INSURANCE			Columbia 5	10	11	Potomska Mills (N. B.) 100	112
Aetna Indemnity Co. 100	100	Commercial 5	x 4 1/2	Rich. Borden (Fall River) 100	120
Aetna, Life 100	410	420	Corcoran 50	70	Sagamore (Fall River) 100	96
Connecticut General 100	200	Fireman's 20	Salmon Falls (N. H.) 300	100
Hartford Life 100	155	Franklin 25	45	Seaconett Mills (F. R.) 100	75
Travelers' 100	725	German-American 100	200	Shove (Fall River) 100	45
LOUISVILLE.			Metropolitan 50	70	76	Skenandoa Cotton Co. (Utica) 100	160	165
German 50	110	National Union 5	7	8	Soule Mill (N. B.) 100	85	88
Louisville 100	100	105	People's 5	6	Stafford (Fall River) 100	80
MEMPHIS.			Potomac 25	23	Tecumseh (Fall River) 100	120
Bluff City 100	100	102	Riggs 5	8	8 1/2	Thorndike (Mass.) 1000	1000
Factors 100	103	105	MARINE INSUR'CE SCRIP.			<i>Per share</i>		
Hernando 100	115	Atlantic Mutual 1899 102	108 1/2	Tremont & S. (Mass.) 100	90
Phoenix 100	95	100	1900 102	104	Union Cotton Mfg. (Fall River) 100	124
MOBILE.			1901 102 1/2	104 1/2	Utica Steam & Mohawk Valley Cotton Mills 100	105	108
Factors & Traders 100	135	140	1902 103	105	Utica & Willowvale Bleach'y. 100	210	215
Stonewall 100	137 1/2	140	1903 104	106 1/2	Wampanoag (Fall River) 100	65
NEWARK.			1904 105	107	Wamsutta Mills (N. B.) 100	114 1/2
American 5	450	MANUFACTURING STOCKS			<i>Per share</i>		
Firemen's 50	290	NORTHERN MILLS.			<i>Per share</i>		
Newark Fire 5	200	Acushnet Mills (N. B.) 100	300 1/2	305	Aiken Mfg. Co. (S. C.) 100	85	90
Prudential Life 400	400	Am. Linen (Fall River) 100	90	93	American Spinning Co. (S. C.) 100	104
NEW HAVEN.			Amory (N. H.) 100	121	Anderson Cotton Mills (S. C.) 100	121
Security Insurance Co. 40	53	Amoskeag (N. H.) 1000	1665	Arkwright Mills (S. C.) 100	105
NEW ORLEANS.			Androscoquin (Me.) 100	117 1/2	Augusta Factory (Georgia) 100	72	75
<i>Per share</i>			Appleton (Mass.) 100	110	Avondale Mills (Ala.) 100
<i>Per share</i>			Arkwright Manuf. Co. (F. R.) 100	92 1/2	Belton Mills (S. C.) 100	101
<i>Per share</i>			Arlington Mills (Mass.) 100	122 1/2	Bibb Mfg. Co. (Georgia) 100
<i>Per share</i>			Atlantic Cotton Mills 100	42 1/2	Bennettsville Mfg. Co. (S. C.) 100
<i>Per share</i>			SOUTHERN MILLS.			<i>Per share</i>		
<i>Per share</i>			Abbeville Cotton Mills (S. C.) 100	70	Brandon Mills (S. C.) 100	99
<i>Per share</i>			Aiken Mfg. Co. (S. C.) 100	85	90	Cabarrus Cotton Mills (N. C.) 100	122
<i>Per share</i>			American Spinning Co. (S. C.) 100	104	Clearwater Bl'g & Mfg. Co. (S. C.) 100	75
<i>Per share</i>			Anderson Cotton Mills (S. C.) 100	121	Preferred 100	105
<i>Per share</i>			Arkwright Mills (S. C.) 100	105	Clifton Mfg. Co. (S. C.) 100	89	91
<i>Per share</i>			Augusta Factory (Georgia) 100	72	75	Clinton Cotton Mills (S. C.) 100	135
<i>Per share</i>			Avondale Mills (Ala.) 100	Courtenay Mfg. Co. (S. C.) 100	112
<i>Per share</i>			Belton Mills (S. C.) 100	101	Dallas Mfg. Co. (Ala.) 100	79	85
<i>Per share</i>			Bibb Mfg. Co. (Georgia) 100	Darlington Mfg. Co. (S. C.) 100	91
<i>Per share</i>			Bennettsville Mfg. Co. (S. C.) 100	Eagle & Phenix Mills (Ga.) 100	107
<i>Per share</i>			Brandon Mills (S. C.) 100	99	Enoree Mfg. Co. (S. C.) 100	86
<i>Per share</i>			Cabarrus Cotton Mills (N. C.) 100	122	Enterprise Mfg. Co. (Ga.) 100	80
<i>Per share</i>			Clearwater Bl'g & Mfg. Co. (S. C.) 100	75	Exposition Cotton Mills (Ga.) 100	160	200
<i>Per share</i>			Preferred 100	105	Fulton Bag & Cot. Mills (Ga.) 100
<i>Per share</i>			Clifton Mfg. Co. (S. C.) 100	89	91	Gaffney Mfg. Co. (S. C.) 100	70
<i>Per share</i>			Clinton Cotton Mills (S. C.) 100	135	Granby Cotton Mills (S. C.) 100
<i>Per share</i>			Courtenay Mfg. Co. (S. C.) 100	112	do 1st preferred 100
<i>Per share</i>			Dallas Mfg. Co. (Ala.) 100	79	85	Graniteville Mfg. Co. (S. C.) 100	130
<i>Per share</i>			Darlington Mfg. Co. (S. C.) 100	91	Greenwood Cot. Mills (S. C.) 100	99	101
<i>Per share</i>			Eagle & Phenix Mills (Ga.) 100	1				

Stocks.	Par.	Bid.	Ask.	Stocks.	Par.	Bid.	Ask.	Stocks.	Par.	Bid.	Ask.
Lancaster Cotton Mills (S. C.)	100	100	110	Portland	1	1.57 1/2	1.72 1/2	Thesa. & Potomac Telephone	100	30	40
Langley Mfg. Co. (S. C.)	100	95	100	Prince Albert	1	2 1/2	2 3/4	Chicago Telephone	100	121	122
Laurens Cotton Mills (S. C.)	100	172	Quicksilver Mining Co.	100	3 1/2	1 1/2	City & Sub. Tel. (Cin.) (new stk.)	100	140	150
Lockhart Mills (S. C.)	100	84	Preferred	100	3 1/2	4 1/2	Commercial Cable	100	181	200
Louise Mills (N. C.)	100	101	Jainoy	25	85	87	Commercial Union (Guar.)	25	115
Mayo Mills (N. C.)	100	Rhode Island	25	80c.	80c.	Lumberland Telep. & Teleg.	100	116 3/4
McCull Mfg. Co. (S. C.)	100	Rose Nicol	1	2c.	Cuyahoga Telephone	50	8	11 1/2
Mills Mfg. Co. (S. C.)	100	94	St. Joseph Lead	10	14 3/4	Preferred	35
Mobile Cotton Mills	100	95	100	Santa Fe (Gold & Copper)	10	1 1/2	1 1/2	Dominion Telegraph (Canada)	50	120
Monaghan Mills (S. C.)	100	99	Seantic Gold M. & M. Co.	1	5c.	10c.	Empire & Bay State Teleg.	100	78	82
Newberry Cotton Mills (S. C.)	100	119	Seminole	5	1 3/2	1 1/2	Federal Telephone	2
Odell Mfg. Co. (N. C.)	100	100	101	Shannon	10	5 1/2	5 3/4	Franklin Telegraph (Guar.)	100	47	53
Orr Cotton Mills (S. C.)	100	100	101	Small Hope Mining Co.	20	10c.	10c.	Gold & Stock Teleg. (Guar.)	100	118	121
Pacole Mfg. Co. (S. C.)	100	91	Sunset Eclipse	1	1 1/2	2 1/2	Hudson River Telephone	100	85	90
Pelzer Mfg. Co. (S. C.)	100	175	Tamarack	25	87	90	Ill. & Mississippi Telegraph	50	75	85
Piedmont Mfg. Co. (S. C.)	100	179	185	Tennessee	25	29	31	Internat. Ocean Teleg. (Guar.)	100	116	120
Phillips Buttorff Mfg.	100	160	170	Tonapah Mining (Nevada)	1	7 3/4	8 1/2	Keystone Telephone	50	10
Poe, F. W., Mfg. Co. (S. C.)	100	100	131	Trinity	25	7 7/8	8	Preferred	50
Richland Cotton Mills (S. C.)	100	Union Copper Co.	10	7 7/8	1	Kinloch Telephone	100	75
do preferred	100	Union Copper, Land & Mining	25	2	2 1/2	Marconi Wireless Tel., Canada	50	3 5/8
Roanoke Mills (N. C.)	100	102	United Copper Co.	100	Mexican Telegraph	100	210	220
Sibley Mfg. Co. (Ga.)	100	60	62 1/2	United States Mining	25	21 3/4	21 1/2	Mexican Telephone	100	1 1/2	1 1/2
Southern Cotton Mills (N. C.)	100	95	United States Coal & Oil	25	10 1/2	11	Michigan Telephone	100
Spartan Mills (S. C.)	100	134	140	Utah Consolidated	5	37 1/4	37 3/4	Missouri & Kan. Telephone	100	72	75
Stonewall Cot. Mills (Mobile)	100	105	110	Victoria	25	3	3 1/2	Mobile & Gulf Telegraph	100	140	150
Trion Mfg. Co. (Ga.)	100	Victor	1	65c.	Montreal Telegraph	40	154	160
Tucapau Mills (S. C.)	100	141 1/2	Washington	25	New England Telephone	100	123	123 1/2
Union Cotton Mills (S. C.)	100	147	White Knob	10	4 1/2	5	N. Y. & New Jersey Telephone	100	148	151
do preferred	100	100	Winona	25	7	7 1/2	N. Y. & Penn. Telephone	100	30	50
Victor Mfg. Co. (S. C.)	100	130	134	Wolverine	25	77	78	Northwestern Teleg. (Guar.)	50	120	123
Warren Mfg. Co. (S. C.)	100	100	101	Wyandot	25	7 3/4	7 1/2	Pac. & Atlantic Teleg. (Guar.)	25	78	82
do preferred	100	105	103			65c.	75c.	Pennsylvania Telephone Co.	50	50
Washington Mills (Va.) pref.	100	100	100					Providence Telephone	50	110
Webb Manufact. Co.—Nashville	100	105	112					Southern New England Tel.	100	136
Whitney Mfg. Co. (S. C.)	100	100	110					Southern & Atl. Teleg. (Guar.)	25	100	103
Wilmington Cot. Mills (N.C.) pl.	100	100					U. S. Telephone Co., pref.	100	81 1/2
Wisconsin Mills (N. C.)	100					Western Telep. & Teleg. Co.	100	13 1/2	14
								Preferred	100	90 1/2	92
								Western Union Telephone	100	87 1/2	88 1/2

MINING STOCKS.

Stocks.	Par.	Bid.	Ask.
Acacia	1	5 3/4	5 7/8
Adams Mining Co.	10	25c.
Adventure Consolidated	25	75c.	1
Aetna Consol. (Quicksilver)	5
Alamo	1	3c.
Allouez	25	8 1/4	8 3/4
Amalgamated Copper	100	51	51 1/2
American Gold Dredging	5
Am. Gold Mining Co. (St. L.)	10	15c.
Amer. Zinc, Lead & Smelt.	25	11	12
Anaconda Copper	25	70 1/2	72
Anaconda (gold)	25	11c.	12 1/2
Arcaadian	5	70c.	1
Arnold	25	25c.
Ash Bed	25
Atlantic	25	8 1/2	9
Bingham Consol. Min. & Smelt.	50	24 3/4	25 1/2
Bonanza Development Co.	10	45c.	55c.
Boston Consol. Copper & Gold Mining Co Ltd.	21	6 3/8	6 3/4
Britannia Mining	1	1 1/2
British Columbia	5
Calumet & Hecla	25	475	480
Catherine Lead Co.	10	2
Centennial	25	24	24 1/2
Center Creek Mining Co.	10	1	1 1/2
Central Lead Co.	100
Central Oil	25	7	7 1/4
Colo. City & Manitou	1	15 3/8	2c.
Columbia Lead	10	3 1/2
Consolidated Mercur Gold	5	33c.
Continental Zinc	25
Copper Range Consol'd Co.	100	53 3/4	54
Creede & C. C.	1	40
Crescent	10
Cripple Creek Consolidated	1	8 5/8	8 3/4
Daly-West	20	11	12
Dante	1	3 3/8	3 3/4
Doctor Jackpot	1	4 3/8	4 3/4
Doe Run Lead	100	115	115
Elkton Consolidated	1	65 1/2	65 1/4
Elm River	12	2 1/2	2 3/4
El Paso Gold	1	99 1/2	90 1/4
Fannie Rawlings	1	2 1/2	2 3/4
Franklin (L. S.) Boston	25	6 1/2	1 1/2
Gold Dollar Consolidated	1	4 1/2	4 3/4
Golden Cycle	1	40c.	40c.
Gold Hill Copper	1	9 3/8	9 1/2
Granby Cons. M., S. & P.	10	27 3/8	3
Granite-Bi-Metallic (St. L.)	10	38 3/4	47 1/2
Greene Consolidated Copper	10	14 7/8	15 1/2
Greene Consolidated Gold Co.	10	10
Guanajuato Consolidated	5	1 1/2	1 1/2
Hart G. M. & L.	1	2c.	4c.
Homestake Mining	100	53	54
Hope Mining Co.	10	2 1/2
Humboldt	25
Isabella (new stock)	1	21 1/2	21 1/2
Ile Royale Consol. Mining Co.	25	10 1/4	11
Jack Pot	1	2c.	5c.
Last Dollar	1	40c.
Lexington	1	3 1/4	4c.
Lustre Mining Co.	10	10 1/2	11
Mass Consolidated	25	4	4 1/2
Mayflower	25	50c.	1
Michigan	25	4	4 1/2
Mohawk	25	41 1/2	42
Mollie Gibson	5	4c.	4 3/4
Montreal & Boston Consol.	5	1 1/2
Montreal & Boston Copper	5	5 1/2	5 3/4
Moon Anchor	1	5 1/4	6c.
Napa Cons. (Quicksilver)	7
National	25
New Idria (Quicksilver)	5
North Star Mines	10
Old Colony	25	95c.	1 1/2
Old Dominion	25	12 3/4	13 1/2
Ontario Silver Mining	100	3 1/2	4 3/4
Oscoda	25	62	63
Parrot Silver & Copper	10	24	24 1/2
Pharmacist Consolidated	1	3 3/8	3 1/2
Phoenix Consolidated	25	1 1/4	1 1/2
Phoenix Gold	1	10c.	13c.
Pilgrim Consolidated	1	2 1/2	3c.
Pinnacle	1	3c.

REAL ESTATE TRUST AND LAND STOCKS.

Stocks.	Par.	Bid.	Ask.
Albany Trust (Boston)	100	96	102
Alliance Realty Co.	100	90	100
Augusta Land	100	28
Barristers' Hall Tr. (Boston)	100	90
Beacon Chambers Tr. (Boston)	100	90
Preferred	100	95
Bedford Trust (Boston)	100	95
Berkley Hotel Trust (Boston)	100	75
Birmingham (Ala.) Realty Co.	100
Preferred	100
Board of Trade Bld'g Tr. (Bost.)	100	103 1/2	106
Bost'n Ground Rent Tr. (Chic.)	1000	825	875
Boston Land (Boston)	10
Boston Real Estate Tr. (Bost.)	1000	1200	1230
Bromfield Building Tr. (Bost.)	100	90	100
Business Real Estate Tr. (Bos.)	100	97
Camden Land	3	1 1/2	1 1/2
Central Building Tr. (Boston)	100	95	105
Century Realty Co.	100	100	125
City Associates (Boston)	500	550	590
Claverly Tr. (Cambridge)	500	500
Congress St. Ass'tes (Boston)	100	101	105
Congress St. Bldg. Tr. (Boston)	100	90
Constitution Wharf Tr. (Bost.)	100	100	107
Copley Square Trust (Boston)	100	81	95
Delta Building Trust (Boston)	100
Devonshire Building Tr. (Bos.)	100	90	95
Dwelling House Assoc. (Bost.)	1000	750	850
East Boston Land (Boston)	5 1/2	5 3/4
Ensley Land Co.	2	4
Essex Street Trust (Boston)	100	80	95
Factory Buildings Tr. (Bost.)	100	100
Fifty Associates (Boston)	4000	4250
Haymarket Trust (Boston)	100	100
Hotel Bellevue Tr. (Boston)	100	75
Hotel Somerset Tr. (Boston)	100	100
Hotel Trust (Touraine) (Bost.)	100	110	115
Hudson Realty	100	90	100
Huntington Chambers Tr. (Bos.)	100
Journal Building Tr. (Boston)	100	95
Kimball Building Tr. (Boston)	100	90	95
Long Street Bld'gs Tr. (Bost.)	100	95
Lovejoys Wharf Tr. (Boston)	100	101	103
Manhattan Beach Co.	100	10	13
Merchants' R'l Es. Tr. (Bost.)	1000	1000
Metropolitan Associates (Bos.)	100	75
Preferred	100	95
Municipal R'l Es. Tr. (Boston)	100	95	100
Nashville Realty Co.	6
Old South Bldg. Tr. pfd. (Bost.)	100	85
Paddock Trust (Boston)	100	95
Pemberton Building Tr. (Bost.)	100	90	100
Post Office Square Tr. (Bost.)	100	100
Pray Buildings Tr. (Boston)	100	95
Real Estate Associates (Bost.)	100	90	101
Realty Associates of Brooklyn	100	120
Scollay Building Tr. (Boston)	100	90
Simmons Bld. Tr. (Boston)	100	90
South Street Trust (Boston)	100	100	107
South Terminal Tr. (Boston)	100	75	87
State Street Exchange (Bost.)	100	110	115
Suffolk Real Es. Tr. (Boston)	1000	900	1000
Summer Street Tr. (Boston)	100	95	106
Technology Chambers Tr. (Bos.)	100	80	90
Terminal Hotel Tr. (Boston)	100	90
Preferred	100	95
Texas Pacific Land Trust	100	28	3 1/2
Tremont Building Tr. (Bost.)	100	100	110
Trinmountain Trust (Boston)	100	95
University Associates (Camb.)	100	105
West End Land (Boston)	60c.	75c.
Western Real Estate Trust	100	101
Winter Street Trust (Boston)	100	80
Winthrop Building Tr. (Bost.)	1000	950

TELEGRAPH & TELEPHONE STOCKS.

Stocks.	Par.	Bid.	Ask.
Amer. De Forest Wireless Tel.	10	2 1/2
American Dist. Teleg. (N. Y.)	100	22	26
Amer. Teleg. & Cable (Guar.)	100		

Stocks.			Stocks.			Stocks.		
Par.	Bid.	Ask.	Par.	Bid.	Ask.	Par.	Bid.	Ask.
American Snuff Co. 100	120	130	Gray & Dudley Co. (Nashville) 100	98	100	Pacific Coast Co. 100	60	61
Preferred 100	90	94 3/4	Hackensack Meadows Co. 100	13	16	1st preferred 100	95	103
American Soda Fountain 100	2	4	Knickerbocker Tr. Co. refts. 100	10	15	2d preferred 100	67 1/2	69
1st preferred 100	67	72	Hackensack Water Co. 25	150	150	Pacific Mail Steamship 100	25 3/4	27 3/4
2d preferred 100	11	14	Preferred 25	150	150	Pacific Packing & Nav. 100	3 1/2	1
American Spirits Mfg. Co. 100	100	100	Hall Signal Co. 100	60	80	Preferred 100	2 1/2	3
American Stove Co. 100	80	90	Harbison & Walker Ref. 100	4 1/2	4 1/2	Palmetto 25	25	1 1/4
American Sugar Refining 100	128	128 3/4	Preferred 100	46 3/4	46 3/4	Sawtucket Hair Cloth 30	30	30
New preferred 100	129	130	Hartford Carpet 100	100	50	Peck Stow & Wilcox Co. 25	37	39
American Thread Co., pref. 5	3 3/4	4 1/2	Preferred 100	112	112	Pennsylvania Electric Vehicle 10	10	3 3/8
American Tobacco 50	250	500	Havana Commercial Co. 100	8	15	Preferred 10	10	10
Preferred 100	133	138	Preferred 100	15	35	Pennsylvania Salt Co. 50	92	92
American Type Founders 100	25	30	Havana Tobacco Co. 100	26	27	Penn Traffic 2 1/2	2 1/2	2 1/2
Preferred 100	84	88	Preferred 100	35	36	P. Lorillard, preferred 100	115	115
American Window Glass 100	100	100	Hawaiian Com. & Sugar 100	50 7/8	50 7/8	Pittsburg Brewing Co. 50	25 1/2	25 1/2
Preferred 100	100	100	H. B. Claffin Co. 100	91	97 1/2	Preferred 50	45 3/8	46
American Woolen 100	11 1/4	11 3/8	1st preferred 100	90	95	Pittsburg Plate Glass Co. 100	110	115
Preferred 100	76	76 1/2	2d preferred 100	90	95	Pittsburgh Stove & Range 50	4	6
American Wringer 100	39	39	Herring-Hall-Marvin Co 100	1 1/4	1	Preferred 50	50	50
Preferred 100	100	102	1st preferred 100	30	40	Planters' Compr'ss Co., new 100	100	100
American Writing Paper 100	3 1/2	4	2d preferred 100	2	5	Preferred, new 100	100	100
Preferred 100	12 1/2	13 1/2	Hoboken Land & Improvem't. 100	200	200	Plimpton (Hartford) 100	100	105
Associated Merchants, 1st pf. 100	100	100	Holyoke Water Power 100	315	315	Pneumatic Signal Co. 100	15	20
Baltimore Warehouse Co. 20	20	24	Hooven, Owens Rentschler, pf. 100	112	112	Portland Water 100	110	112
Barney & Smith Car. 100	100	100	Houston Oil 100	1	2 1/2	Pratt & Cady Co. 100	121	130
Preferred 100	110	120	Preferred 100	12	19 1/2	Pratt & Whitney—Pref. 100	99	99
Bay Shell Road Co. (Mobile) 25	25	27 1/2	Hutchinson Sugar Plantation 50	7 3/4	8 1/2	Pressed Steel Car Co. 100	32 1/2	33
Bergner & Engel Brewing 100	100	100	Hydraulic Press Brick 100	65	90	Preferred 100	76	76
Preferred 100	67	67	Illinois Brick Co. 100	4	4	Procter & Gamble Co. (new stk) 100	333	340
Billings & Spencer 25	35	35	Preferred 100	142 1/2	142 1/2	Preferred 100	196 1/2	194 1/2
Bliss Company 50	130	150	International Banking Co. 100	142 1/2	142 1/2	Pullman Company 100	216	221
Preferred 50	130	145	Intern'l Button Hole Machine 10	4 3/4	5	Quaker Oats 100	35 3/4	37
Borden's Condensed Milk 100	118	122	Intern-Mercantile Marine 100	19	20	Preferred 100	75	78
Preferred 100	109	111	Preferred 100	13	14	Railway Steel Spring Co. 100	19	20
Boston Steamship Co. 100	65	65	International Paper Co., com. 100	69	70	Preferred 100	75	73
Preferred 100	75	75	Preferred 100	36	37 1/2	Reece Button Hole Machine 10	8	8 1/2
Brandon Printing Co. (Tenn.) 100	100	105	International Power Co. 100	13	15	R. I. Perkins Horse Shoe 100	2	4
Broad Brook Co. (Hartford) 25	12	12	International Salt 100	30	33	Preferred 100	55	55
Brooklyn Ferry Co. 100	5 1/2	6 1/2	International Silver 100	30	33	Royal Baking Powder, pref. 100	103	104
Brunswick Dock & City Imp. 100	5	7	Preferred 100	18 1/4	19 1/4	Rubber Goods Manufact'g Co. 100	17 1/2	18 1/2
Burr Index Co. (Hartford) 25	10	10	Inter. Smokeless Powd. & Chem. 50	18 1/4	19 1/4	Preferred 100	78	79 1/2
Butterick Co. 100	49	49 1/2	Preferred 50	31	32 1/2	Russell & Erwin Manf. Co. 25	61	63
Califor'a Fruit Cannery Ass'n 100	99	100	International Steam Pump 100	70	75	Safety Car Heating & Lighting 100	180	190
California Wine Association 100	90	90	Preferred 100	185 3/4	185 3/4	St. Louis Cotton Comp. trust cdfs. 100	32	32
Calmet & Chic. Can. & Dock 100	59	60	Jackson Brewing Co. (N. O.) 100	100	100	St. Louis Transfer 100	70	70
Canton Co. (Baltimore) 100	92 1/2	100	J. B. Stetson Co. 100	140	140	Savannah Brewing Co. 100	105	108
Case Lockwood & Brainard Co. 100	130	130	Preferred 100	110	110	Shultz Belting 100	102	102
Celluloid 100	112	113	J. R. Montgomery Co. 100	420	420	Simmons Hardware 100	99 1/2	104
Central Fire Works, common 100	13	18	Johns-Pratt Co. 100	100	103	1st preferred 100	125	130
Preferred 100	55	60	Kansas City Stock Yards 100	100	103	2d preferred 100	120 1/2	12 1/2
Central Foundry 100	1	1 1/2	Kennard Carpet Co. 100	100	100	Simpson-Crawford Co. 100	25	30
Preferred 100	6 1/2	8	Preferred 100	168	170	Singer Manufacturing Co. 100	400	45 1/2
Champion Coated Paper, pref. 100	113	113	Kentucky Wagon 100	97 1/2	97 1/2	Smyth Mfg. Co. (Hartford) 100	220	220
Chesebrough Manf'g Co. 100	400	430	Keystone Watch Case 100	100	100	Spring Valley Water Co. 100	36 1/2	37 1/4
Chic. Junot. Ry. & Un. Stk. Yds. 100	144 1/2	144 1/2	Preferred 100	52	60	Standard Coupler 100	28	32
Preferred 100	120 1/2	120 1/2	Knickerbocker Ice Co. (Chic.) 100	100	100	Preferred 100	110	12 1/2
Chicago Pneumatic Tool 100	100	100	Preferred 100	9	9 1/2	Standard Flour Milling 100	6	7 1/2
Chicago Ry. Equipment Co. 10	6 3/4	6 3/4	Lanston Monotype 20	63	70	Preferred 100	25	28
Cin. Tobacco Warehouse Co. 100	50	52 1/2	Liberty Mills (Flour) 100	103	103	Standard Oil of New Jersey 100	628	630
Cincinnati Union Stock Yards 100	94 1/2	94 1/2	Lit Brothers (Philadelphia) 10	103	103	Standard Rope & Twine 100	3 1/2	1 1/2
Preferred 50	101 1/4	101 1/4	Lord & Taylor, pref. 100	75	75	Standard Underground Cable 100	185	200
Citizens' Steamboat (Troy) 100	165	165	Louisville Public Warehouse Co. 100	20	25	Stanley Rule & Level (N. Brit.) 25	38	38
Cleveland & Sandusky Brew'g. 100	14 1/2	20	Louisv. Tobacco Warehouse 100	100	100	Stanley Works, (New Britain) 25	38	38
Preferred 100	63 1/2	70	Preferred 100	23 1/4	23 3/8	Storage Power 50	29	30
Cleveland Stone Co. 100	86 1/2	90	Mackay Companies 100	66 1/2	67 1/2	Streets West. Stable Car Line 100	95	97
Compressed Air 100	1 1/2	1 1/2	Preferred 100	80	90	Preferred 100	104	106
Consol. Car Heating 100	60	66	Mackey-Nesbit Dry Goods Co. 100	10	20	Stromberg-Carlson Tel. Mfg. 100	110	111 1/2
Consol. Fire Works 100	14	18	Madison Square Garden 100	1 1/2	1 3/4	Preferred 100	104	106
Preferred 100	60	67	Manhattan Transit 20	1	3 1/2	Swift & Co 100	100 3/4	101
Consolidated Ice Co. 50	5 1/2	6	Marin County Water (Cal.) 100	60	60	Tenth & Twenty-third St. Ferry 100	40	60
Preferred 50	1	1	Marsden Co. (Phila.) 100	3 1/2	3 1/2	Torrington Co.—Common A. 25	22 1/2	22 1/2
Consol. Lake Superior Co. 100	1	3 3/8	Preferred 100	174 3/4	175 3/4	Preferred 25	26	26
Preferred 100	4	4 1/4	Mergenthaler Linotype 100	54 1/2	60	Trenton Potteries 100	8	11
Consol. Ry. Lt. & Refrig. Co. 100	1 1/2	1 1/2	Mexican Int'l Improvem't Co. 100	74	80	Preferred, new 100	78	82
Consolidated Rubber Tire 100	10	10	Preferred 100	8	10	Trow Directory 100	65	75
Consolidated Storage Battery 100	10	10	Mex. Nat'l Construct'n, pref. 100	2	2 1/2	Union Dairy Co. (St. Louis) 100	160	160
Consolidated Tobacco 100	113 1/2	115	Miami & Erie Canal Trans. 100	20	22	Union Ferry (N. Y. and Bklyn) 100	29 1/2	29 1/2
Continent'l Tobacco, preferred 100	36	40	Milw. & Chic. Breweries (L't) 210	20	22	Union Stock Yds. of So. Omaha 100	67 1/2	69
Contra Costa Water 100	475	500	Preferred 100	104	107	Preferred 50	110	110
Corbin Cabinet Lock Co. 100	12	13	Minneapolis Brewing Co 100	107	110	Union Switch & Signal 100	79	82
Corn Products Co. 100	68	68	Preferred 100	150	153	1st preferred 100	108	111
Preferred 100	25	3	Mobile Brewery 100	35	35	2d pref. 100	108	111
Cotton Oil & Fibre, pref. 25	18	25	Monongahela Water 25	60	60	United Boxboard & Paper 100	3 1/2	1 1/4
Cramp Ship Yard 100	10	14	Morris Canal 100	160	160	Preferred 100	8	9
Crescent City Slaughter-House 50	10	14	Preferred 100	90	95	United Fruit Co. 100	105 1/2	106
Cumberland Flour Mills (Tenn.) 100	115	135	Mosler Safe Co. 100	2 1/4	2 3/4	United Shoe Machinery 25	31	31 1/2
Curtice Brothers Co. 100	104	108	Mount Olivet Cemetery 100	35	40	U. S. Cast Iron Pipe & Foundry 100	100	100
Preferred 100	24	26	Mount Vernon Cotton Duck 100	92	100	Preferred 100	2	2 1/2
Delaware Division Canal 50	30	33	Nashville Warehouse & Elev. 100	47	47 3/4	U. S. Cotton Duck Corporation 100	20	20
De Long Hook & Eye 10	8 1/2	8 1/2	Nashville Woolen Mills 100	107 3/4	109	U. S. Envelope Co. 100	68	70
Denver Union Water 100	130	131	National Biscuit Co. 100	90	90	Preferred 100	105	115
Preferred certfs. 100	21 1/4	22 1/2	1st preferred 100	29	30 1/2	U. S. Express 100	100	100
Detroit Union RR. Depot 100	5	15	2d preferred 100	104	105	U. S. Glass 100	7 1/2	7 3/8
Diamond Match Co. Ill. 100	60	60	National Carbon Co. 100	14 1/2	1 1/2	U. S. Leather 100	82 1/2	83 1/2
Distillers' Securities Corp. 100	108 1/2	110 1/4	Preferred 100	72	82	Preferred 100	108	112
Dominion Securities Co. 100	101	101	Nat. Enamel & Stamping 100	27	33	U. S. Playing Card Co. 100	72	72
Eagle Lock 25	40	44	Preferred 100	50	7 3/4	U. S. Printing Co. 100	6 1/2	7 1/2
Eastman Kodak of N. J. 100	70	80	National Fertilizer (Nashville) 100	28 1/4	21	U. S. Realty & Construction 100	60 1/2	63
Preferred 100	13 1/2	14 1/4	Preferred 50	20 3/8	21	Preferred 100	47 1/4	47 1/4
Electric Boat Co. 100	9	9 1/2	National Lead 100	90 1/2	94	U. S. Realty & Improv't (w. l.) 100	19 1/4	19 3/4
Preferred 100	13 1/2	14 1/4	Preferred 100	25	26	U. S. Reduction & Refining 100	75 1/2	76 1/2
Electric Lead Reduction 50	1 1/2	1 1/2	National Machine (Conn.) 25	25	25	Preferred 100	7	7
Preferred 50	170	175	New Haven Manufacturing Co. 25	110	110	U. S. Rubber 100	41	41
Electric Vehicle Co. 100	135 3/4	140 1/2	New Haven Water Co. 50	91	93 1/2	U. S. Shipbuilding (w. l.) 100	6	7
Preferred 100	112	115	New Louisiana Jockey Club 100	80	84	Preferred (w. l.) 100	1 1/2	1 1/2
Electro-Pneumatic Transit 10	55	63	New Orleans Brewing 100	16	20	U. S. Printing Co. 100	25	27
Elgin National Watch Co. 100	106	107 1/2	Preferred 100	40	45	Preferred 100	101	101 1/4
Ely Walker Dry Goods 100	125	125	N. Y. & East River Ferry 100	75	80	U. S. Shipbuilding (w. l.) 100	204	212
Preferred 100	49	51	N. Y. & Hoboken Ferry 100	105	110	U. S. Shipbuilding (w. l.) 100	204	212
Enterprise Soap Co. (Tenn.) 100	275	275	N. Y. & Kentucky Co. 185	190	190	U. S. Shipbuilding (w. l.) 100	204	212
Fairbanks Co., E. & T. 500	50	50	Preferred 100	176	185	U. S. Shipbuilding (w. l.) 100	204	212
Farmington River Power 25	50	50	N. Y. Transportation Co. 20	4 1/2	5	U. S. Shipbuilding (w. l.) 100	204	212
Far. & Ship. Tob. Wareh. Co. 100	100	100	Nicholson File Co. 100	235	235	U. S. Shipbuilding (w. l.) 100	204	212
1st Preferred 100	100	100	Norfolk & Wash. Steamboat 100	104	104	U. S. Shipbuilding (w. l.) 10		

STATE AND MUNICIPAL BONDS.

It is not the custom in quoting municipal bonds to include accrued interest in the price given. Hence this accrued interest must in all cases be added on. There are a very few instances which form exceptions to the rule—that is where the prices given are flat prices, the accrued interest having been taken into account in making them. These are indicated by a special mark, thus (*).

The figures in the column "to net" indicate the basis on which the securities sell or the interest rate which the securities, if held to maturity, will net to the purchaser at the present market price.

Bonds.	Bid.	Ask.	To Net.	Bonds.	Bid.	Ask.	To Net.	Bonds.	Bid.	Ask.	To Net.
ALABAMA				Hartford School Districts—				CANADA			
5s, July 1, '06, Class B. J&J	* 103	105	4s, Arsenal, 1917.....J&D	101	3 1/2s, Ref. Nov. 1, '13. M&N *	99 1/2	100
4-5s, J'y 1, '06, Class A. J&J	* 102	4s, 2d North, 1924....J&J	101 1/2	Guelph—5s, 1910....J&D31
4s, Jan. 1, '06, Class C. J&J	* 100	102	3 1/2s, South, 1942....M&N	98	5s, Cons. debt deb. 20. J&J
4s, Our'noy, f'dg, 1920. J&J	* 108	110	Meriden—4s, '05 to '10 M&N	100	Hamilton—4s, 1920....M&S	97 1/4	99 1/2
Barbour Co.—4 1/2s, '29. July	4	Meriden (Town)—	Manitoba—4s, g., '30. M&N	99 1/2	101
Birmingham—	3 1/2s, 1915 to 1924. M&N	3:60	4s, Drain'ge, J'y 1, '29 J&J *	101	101 3/4
6s, Improv., 1919....M&S	b 5%	4 1/2%	Middleton—4s, 1915. J&J	101	Montreal—4s, 1925....M&N	101 1/4	102 1/4
6s, Refund., 1923....F&A	b 5%	4 1/2%	3 1/2s, 1921.....J&J	99	4s, reg., May, 1927. M&N	101	102 1/4
5s, Improv., 1919-20 M&S	b 5%	4 1/2%	New Britain—4s, 1908. J&J	100	4s, May 1, 1933....M&N	101	102 1/4
Jefferson Co.—6s, 1921....A&O	115	120	4s, July 1, 1927....F&A	106	3 1/2s, Rfg. May, 1939. M&N *	94	96
6s, Dec. 1, 1917....J&D	112	117	3 1/2s, Ref'd'g, 1924....J&J	99	New Brunswick, Prov. of—
5s, July 15, 1920....J&J	4 1/4	New Britain (Town)—	4s, Apr. 16, 1921. A&O16	102
4 1/2s, sewer, 1931....J&J	101	104	3 1/2s, Sch., '29 op. '14. F&A	99	4s, July 3, 1930....J&J	101 1/4	102
Madison Co.—	New Haven—4s, 1919....J&J	105 1/2	4s, 1932 op. 1902 F&A15	99 3/4	99 7/8
5s, 1919, op. 1909....J&J	4:35	4s, School, 1928....F&A	108	Nova Scotia, Prov. of—
5s, 1929, op. 1919....J&J	4:35	4s, Sewer 1910-'25....A&O	105	4s, July 1, 1919....J&J
Mobile—4s-5s, 1906....J&J	* 100	100 3/4	4s, School 1909-'20....F&A	103 3/4	4s, May 1, 1920....M&N
4 1/2s, Wat. & Sew., '39. J&J	* 101	3 1/2s, Oct. 1905-'24....A&O	100	Ottawa, City 5s, 1908. J&D	100 1/2
4s, Improv., 1921....M&S	* 100	102	New Haven (Town)—	5s, Sch., Dec 30, '09. J&D30
Mobile Co.—8s, Feb. '09. F&A	* 122	127	4s, Park....July 1, 1939	110 1/4	3 1/2s, Sew. Sep. 26, '28 M&S	92 1/2	93 1/2
6s, Mar., 1908....M&S	* 111	112	3 1/2s, RR. 1910-'29....J&J	100 1/2	Quebec, City 4 1/2s, 1914. J&J	101 1/2	102 1/4
5s, June, 1911....J&D	* 106	108	New London—4s, 1924. J&D	105	3:62	4 1/2s, 1922....J&J	102	103 1/4
Montgomery—6s, 1918. J&J	4 1/4	3 1/2s, Sewer, 1911....J&J	99	3 1/2s, g., July, 1930....J&J	90	93
6s, July 1, 1924....J&J	4 1/2	3 1/2s, RR. 1910-'29....J&J	100 1/2	3 1/2s, Jan., 1931....J&J	90	93
5s, Jan. 1, 1907....J&J	4 1/4	New London—4s, 1924. J&D	105	3 1/2s, July 1, 1931....J&J	91 3/4	93
4 1/2s, Water, 1928....A&O	4 1/4	3 1/2s, Sewer, 1911....J&J	99	Prov. 5s, 1908....M&N	102	104
Montgom'y Co.—5s, '35. A&O	4 1/4	3 1/2s, Mar. 1, 1921....M&S	99	Toronto—
ARIZONA				DELAWARE				GEORGIA			
7s, Insane As., J'y, '05. Jan.	4:25	6s, School, July, 1906. July	4 1/2s, ref'g, 1905 to '16. J&J	3:20
6s, F'ndg, Jan., 1913. Jan.	4:25	3 1/2s, Hosp., '15 op. '06. J&J	4 1/2s, Act of 1884-1915. J&J	112 1/2
5s, F'dg, 1942, op. '12. J&J	4:20	3s, June 1, 1907....J&D	4 1/2s, 1922....J&J	118
5s, Bldg., 1948, op. '18. J&D	4:25	Newcastle Co.—	4s, July 1, 1926....J&J	113
5s, Ref., '54, op. '24. J&J15	113-68	4	4s, Ref'd'g, Dec., '10 to '24	3 1/2s, May 1, 1915....M&N	104	105
3s, Fund. Jan. 15, '53. J&J	86	90	3 1/2s, 1914 to 1920....J&J	3 1/2s, Jan., 1930....J&J	108
Cochise Co.—7s, June, 1906	5:10	Sassex Co.—4s, '06 to '22. J&J	Atlanta—6s, Cap., '14. J&J	114
Prescott—5s, 1947....J&J	4:50	Wilmington—6s, '05-'08. J&J	5s, Red., Sept., 1915. J&J	3:80
Tucson—5s, Water, '50. J&J	4:40	4 1/2s, St. & sew., 1922. A&O	4 1/2s, Red., July 1916. J&J	3:80
CALIFORNIA				FLORIDA				IDAHO			
4s, Depot, Jan. 1, 1912. J&J	3:10	Duval Co.—6s, 1932....J&J	6s, 1905....J&J	3:50
Alameda—4s, '04 to '41. J&D	4	5 1/2s, 1932 op. '12....M&N	5s, 1915 op. 1905....J&J	3:50
Lakeport, 5s, Jan. '05 to '39	4:25	Key West—6s, '25 op. '05. J&J	Bannock Co.—6s, 1910. J&J	4:50
Los Angeles—6s, 1906. J&J	3:50	St. Augustine—5s, '27. M&N	Bear Lake Co.—
7s, g., Sch., Aug. 15, 1904	3:50	Tampa—6s, g., 1921....J&J	5 1/2s, Sept., 1910 to 1920.	4:50
5s, Oct., 1904 to '10. A&O	3:50	5s, g., R., June 1, 1929. J&D	Boise City—5s, Imp., July 1,	4 1/2
4 1/2s, 1905 to 1935....J&J	3:50	FOREIGN GOVT'S				ILLINOIS			
4s, g., 1905 to 1939. J&J	3:50	British—				Charleston—5s, 1904 to '16			
3 1/2s, Water, '04-40....A&O	3:50	War loan, 2 1/2s, 1910. Q-J				4 1/2s, July 1, 1917.....			
3 1/2s, High Sch., '09-'21. J&D	3:70	Cons. 2 1/2s, op. '23....Q-J				Chicago—			
Merced Co.—4s, '04 to '16....	3:75	Chinese Gov't 5s....A-O				6s, Imp., Dec. 31....1904			
Oakland—8s, 1905....Q-J	3:75	Cuban 6s of 1896....				4s, Lake View, 1907. J&J			
Pasadena School District—	5s, g., 1944, op. '11. M&S				4s, g., River Imp., 1914. J&J			
4 1/2s, 1904-22....(Sept. 15)	4	2d instal. paid....				4s, g., Ref'd'g, 1915. J&J			
Sacramento—4s (serial)....	4	French 3s, perpetual...Q-J				4s, g., Fund. '07 to '24. J&J			
San Diego—4 1/2s, '05-'41. J&J	4 1/2	German—				4s, Wid's Fair, 1921. J&J			
San Luis Obispo—	4s, 1905....J-J&A-O				4s, So. Park, '05-'24. J&D			
5s, g., Dec. 1, 1904 to '40	4:50	3 1/2s, optional....A-O				3 1/2s, Water, July '09. J&J			
Santa Barbara—5s, g., Sch.,	4:00	8s of 1901....A&O				3 1/2s, g., July 1, 1919. J&J			
1905 to 1941....Jan. 10	4	Japanese Gov't 5s....J-D				Chic. Heights—6s, '14. M&S			
Stockton—4s, '21 to '40. M&S	4	6s, & Ap., '11 op. '07. A&Os				Chicago Sanitary Dist.—			
Stockton School Dist.—	4	4s, & '54 op. '09. J30&D31 *				5s, Nov. 1, 1904 to '07. M&N			
5s, Bld'g, 1905 to '21. J&J	4	Philippine Islands—				5s, July 1, 1911-12....J&J			
CANADA				FOREIGN GOVT'S				CONNECTICUT			
<i>See Foreign Government</i>				British—				3s, War loan, Oct. 1910. A&O			
COLORADO				War loan, 2 1/2s, 1910. Q-J				Bridgeport—5s, 1908. J&J			
4s, Jan. 1, 1907....	3:50	Cons. 2 1/2s, op. '23....Q-J				4 1/2s C't H., J'y 1, '18. J&J			
3 1/2s, Jan. 1, 1905....	3:50	Chinese Gov't 5s....A-O				4s, Corp., July 1919. J&J			
Boulder—4 1/2s, 1919....A&O	105-85	4	Cuban 6s of 1896....				Bristol—4s, Sch., 1906. J&J			
Colorado Springs—	5s, g., 1944, op. '11. M&S				4s, F'nd'g, July 1, '27. J&J			
6s, July 1, 1905. Opt. J&J	4	2d instal. paid....				Danbury—4s, '05 to '12. J&J			
5s, Water, May 2, '11. M&S	4	French 3s, perpetual...Q-J				East Hartford—4s, '24 A&O			
4 1/2s, Nov. 1, 1912. Op. '02	4	German—				Enfield—4s, 1920....M&N			
4s, Ref'g, '29 op. '14. M&S	4	4s, 1905....J-J&A-O				3 1/2s, g. Park, 1926....F&A			
Denver—6s, July 1, '05. J&J	5	3 1/2s, optional....A-O				Greenwich—4s, 1913....			
5s, 1906 op....J&J	3:85	8s of 1901....A&O				Hartford—4s, '18 op. '08. J&J			
4 1/2s, Sch., '17 op. '07. J&D	102	Japanese Gov't 5s....J-D				4s, g., F'd'ng, 1918. J&J			
4s, Nov. 1, 1908....M&N	3:85	6s, & Ap., '11 op. '07. A&Os				3 1/2s, g., Cap. Ref'g., '22. J&J			
Garfield Co.—	4s, & '54 op. '09. J30&D31 *				3 1/2s, g., Jan. 1, 1938. J&J			
5s, Ref., '22, op. '12. A&O	104-91	4:25	Philippine Islands—				3s, T'n (untax.) 1909. J&J			
Grand June.—6s, '07-12. M&N	5	4s, g., L. Pur., '34, op. '14. Q-F *						
Gunnison Co.—	4s, g., g., gu., '57 op. '16. J-F *						
4s, 1919 op. 1909....A&O	5:50	4s of 1902....Opt. Q-M						
Manitou—5s, '29 op. 14. M&N	4:55	5s, May, 1909....M&N						
Montrose Co.—	Swedish RR. 4-3 1/2s, '20. F-A						
5s, Ref., '22 op. '12. F&A	104-65	Switzerland 4s, opt'1....J-D						
Prowers Co. 5s, Jan. '12-'22	107	4:25	3 1/2s, optional, 1911....J-D						
Pueblo—6s, 1906....J&D	113	4:25	U. S. of Brazil—						
6s, Water, June, 1914....	115	4:25	5s of 1903 op. 1906. M&N						
4 1/2s, Ref., '17 op. '07. M&S	4	United States of Mexico—						
Bio Grande Co.—	6s, Silver RR. aid, opt. J&D						
5s, 1919 op. 1909....F&A	101	102 1/2	5s, g., Ref'd'g, '44. Q-Jan.						
4s, 1919 op. 1909....F&A	100	5s, con. sil. 1'n of '94. A&O						
Teller Co. Sch. Dist. No. 1—	4 1/2s, g., 1905....Opt. J&D						
6s, ref., 1920 op. '10. M&N	108	4:50	4 1/2s, g., 1906, opt....						
Trinidad—5s, '14 op. '04. A&O	5	3s, Internal loan....						
CITY AND STATE BONDS				CITY AND STATE BONDS				CITY AND STATE BONDS			
Amsterdam 4s, opt'1....J-D				Amsterdam 4s, opt'1....J-D				Amsterdam 4s, opt'1....J-D			
Augsburg 4s, op. 1906. A&O				Augsburg 4s, op. 1906. A&O				Augsburg 4s, op. 1906. A&O			
Berlin 3 1/2s, opt. after '09. J-J				Berlin 3 1/2s, opt. after '09. J-J				Berlin 3 1/2s, opt. after '09. J-J			
Cologne 4s, opt'1, 1905. A-O				Cologne 4s, opt'1, 1905. A-O				Cologne 4s, opt'1, 1905. A-O			

Bonds.	Bid.	Ask.	To Net.	Bonds.	Bid.	Ask.	To Net.	Bonds.	Bid.	Ask.	To Net.
INDIANA				Lexington—6s, 1913...F&A	4:50	Boston—(Concluded)—
3 1/2s, Fund., '15 op.'10.M&N	3:50	5s, RR. ad, 1918....J&J	4:70	3 1/2s, June 1, 1933. J&D	102 1/4
3s, June 18, 1909 opt. J&D	99 3/4	Logan Co.—4s, '05 to '31. J&J	3 1/2s, June 1, 1934...J&D	102	3:40
Evansville—6s, 1912...J&J	4	Louisville—	3 1/2s, June 1, 1942...J&D	3:35
5s, Jan. 1, 1912....J&J	3:95	5s, Park, Aug. 1, '11.F&A	106	108	3 1/2s, June 1, 1943...J&D	102 3/4
4 1/2s, Jan. 1, 1912....J&J	3:95	4s, Mun. Imp., 1923.J&J	105	106	3 1/2s, June 1, 1944...J&D	102 1/4	3:40
4s, July 1, 1912....J&J	3 7/8	4s, do 1923(op.)J&J	100	3s, Jan. 1, 1921....J&J	3:35
Fort Wayne—3 1/2s, 1920...	3:75	4s, do Dec.1,'28.Q-M	107	109	Brockton—5s, 1910...A&O	3:50
Indianapolis—4s, '26...J&J	3:60	4s, Park, 1930....J&J	108	110	4s, May, 1927....M&N	3:50
3 1/2s, Emerg., '05 to '12.J&J	3:60	4s, Ref'g, July 1, 1937 J&J	110	112	3 1/2s, July 1, 1916...J&J	3:50
6s, W. Ind., '04 to '17.M&N	3:60	3 1/2s, g., Ref'g, 1940.M&N	101	102 1/2	Brookline—
Jeffersonville—	3 1/2s, Ref. 1943....J&J	101	102 1/2	3:15s. 1905 to 1910.A&O	3:50
5s, Ref'dg, Apr. 1910.A&O	4	McCraiken Co.—	Cambridge—
3 1/2s, Ref'dg, 1925. M&N	3 7/8	5s, Ref., 1933 op.'13.M-S	108	4s, Water, July, 1919.J&J	3:40
Knox Co.—6s, '05 to '11.M&N	4	5s, Ref., 1933 op.'23.M-S	105	3 1/2s, Bridge, 1939...J&J	3:40
Lake Co.—5s, '04 to '07....	4:25	Newport—	Chelsea—4s, Oct., 1907.A&O	100
4 1/2s, Road Nov.15.'04 to '19	4:25	5s, St. imp., 1919...J&J	105 1/2	106 1/2	4s, Park, Oct., 1936.A&O	107
Logansport—4s, Ref'ndg,	4s, Bridge, July, 1911J&J	Clinton—3 1/2s, July, '30.J&J	99
1905 to 1915....M&N	3:85	Fendleton Co.—5s, '10.J&J	Danvers—4s, 1910...J&D	101
Marion Co.—4s, Ref.'27.J&D	3:75	Scott Co.—	Everett—4s, Sew. '29. M&S	105
5s, June 1, 1908....J&D	3 7/8	4s, Ref'd July 1, '05 to '21	Fall River—6s, 1906...M&N	3:45
3 1/2s, F'd'g., 1905 to 29.J&D	3:75	LOUISIANA				5s, May 1908....M&N	3:45
New Albany—5s, 1915.J&J	3 7/8	1s, State, 1914....J&J	* 104	104 3/8	4 1/2s, Oct. 2, 1913...A&O	3:45
Pulaski Co.—5s, 1917.A&O	4	Achafayla Dist. Levee—	4 1/2s, School, 1913...A&O	3:45
Richmond—6s, '05 to '08J&J	4	5s Refunding, 1949.M&S	* 109 1/2	111	4s, June, 1923....J&D	3:45
South Bend—6s, 1908M&N	3 7/8	Baton Rouge—	3 1/2s, Feb., 1930....F&A	3:45
5s, Aug. 1, 1908....F&A	3:75	4s, Imp, 1939, Op.'09.J&J	* 100	105	Fitchburg—6s, 1905...J&J	102
4s, Jan. 2, 1919....J&J	3:75	Boazier Dist. Levee—	4s, Reg., Apr.1, 1922.A&O	3:50
3 1/2s, April, 1912....A&O	3 3/8	6s, 1922....M&N	* 109	112	Framingham—4s, '08.F&A	3:50
Sullivan Co.—	Madro Dist. Levee—	Gardner—
6s, Drain, '14 op.'04.J&J	4:50	6s, 1922....J&D	* 108	3 1/2s, May, 1905 to 1926..	3:45
5s, Road, 1904 to '06.Nov.	4 3/8	5s, 1951 op. 1941...J&J	* 108	112	Gloucester—4s, 1908..J&J	101
Terre Haute—5s, '05...M&N	3 7/8	5th Dist. Levee—	3 1/2s, Water, '04 to '31A&O	3:50
4 1/2s, 1905 to 1909..J&J	3:75	5s, 1950....J&J	* 106	110	Haverhill—4s, 1927..J&D	107
4s, Fdg, May 1, 1915 M&N	3:75	5s, 1952....J&J	* 106	110	Holyoke—4s, g., 1927..J&J	107
Vanderburg Co.—	Lafourche Basin Levee—	3 1/2s, May, 1913....M&N	99
5s, C. H., 1918....J&J	3 7/8	5s, Jan., 1954....J&J	* 107 3/4	108 1/4	Lawrence—6s, 1906...A&O	3:50
Vigo Co.—3 1/2s, 1919..J&J	3:70	Lake Borgne Dist. Levee—	4s, July 1, 1924....J&J	105
Vincennes—4 1/2s, Rfd. 1913	4	6s, 1912....M&N	* 102	108	3 1/2s, Nov., '04 to '10.M&N	3:50
IOWA				New Orleans—	Leominster—4s, g., 26.A&O	105
Black Hawk County—	7s, g., O. S. & G. S., '22 J&J	* 137	143	Lincoln—4s, June, 1917....	104
4s Ref., 1906 to '11.A&O	3:60	5s, Premium....J&J	* 229	229 1/2	4s, 1905 to 1914....	3:55
Burlington—	5s, Prem. (dr. num.) J&J	Lowell—4s, 1920....A&O	104
4s, Rfg, 1905 to 1906.J&D	100	4s, Jud. exp., 1923..J&J	Lynn—5s, Jan. 1, 1905.J&J	3:50
Cedar Rapids—	4s, Const., 1942....J&J	* 108 1/4	108 3/8	4s, July, 1927....J&J	107
4s, 1905 to 1919....J&D	100	4s, Improv., 1950...J&J	* 105 7/8	106 1/2	3 1/2s, May 1, 1905...M&N	99
3 1/2s, Sch., '11 op.'06.J&D	98	Orleans Dist—5s, 1913M&S	* 102 1/2	Malden—4s, 1905...J&D	100
Council Bluffs—	Plaquemine Par., E. Bank—	4s, May, 1921....M&N	105
4 1/2s, Ref., '18 op.'03.A&O	4	5s, Oct., 1952....A&O	* 105	110	3 1/2s, July 1, '05 to '10.J&J	99
4s, Sch., 1912 op.'07.J&J	4	Pontchartrain District—	Maynard—4s, 1919...J&J	104
Dallas Co.—4s, '05 to '12J&J	3:60	Q, 6s, 1912....M&N	* 108	112	Marlborough—4s, '15.J&D	104
Des Moines—	D, 6s, 1944....M&N	* 124	127	4s, July, 1926....J&J	105
4s, Funding, 1916...M&N	3:60	Red River A. & B.B. Dist.—	Medford—4s, 1917...M&N	104
3 1/2s, Dec., 1905 to '16J&D	3:60	5s, 1950....A&O	* 109	112	4s, Feb., 1930....F&A	108
Des Moines Sch. Dist.—	Texas Basin Dist.—	Melrose 4s, June, 1924.J&D	105
4s, Nov. 1, '12 op.'07.M&N	100 3/4	3 3/4	6s, Mar., 1914....Mar.	* 102	Methuen—4s, 1928...F&A	108
Dubuque—4s, 1917...F&A	3:50	MAINE				Middlesex Co.—
Estherville—	5s, June 1, 1919....J&D	118	4s, 1916 to 1921....J&D	3:40
5 1/2s, W. & L't Sept.'14M&S	114	117	4	1s, July 1, 1917....J&J	106	Milton—3 1/2s, '05 to '22.J&J	99
Lee Co.—3 1/2s, '05 to '20J&D	3:60	3s, Oct. 1, 1922....A&O	Natick—4s, 1926...J&J	105
Ottumwa—	Brookstook Co.—4 1/2s '15J&J	102	Needham—4s, Sept., 1924..	105
4 1/2s, Ref'g, Mar., '17.A&O	109 3/8	3:80	4s, C. H., June, 1915.J&D	100	4s, Sept., 1923....	105
Oxford—6s, 1905....A&O	104	5:50	Auburn—4s, 1917....J&J	102	New Bedford—7s, '09.A&O	3:40
Polk Co.—3 1/2s, Court H.,	Bangor—6s, 1905....J&J	102	4s, Wat., Apr. 1, '26.A&O	107
Oct. 1, 1907 to '10...A&O	3:50	4s, Nov. 1, 1914...M&N	101	3 1/2s, Mar. 1, 1912....	100
Pottawattamie Co.—	3 1/2s, Wat., 1905 to '10.J&J	99	3 1/2s, July 1, 1951....	100
4 1/2s, Fund., 1905...M&N	3:60	3ath—4 1/2s, Mun., 1907.J&J	101	Newton—6s, 1905....J&J	3:50
Sac Co.—3 1/2s, '05 to '10.J&J	3:50	4s, Ref'dg., 1921....J&J	108	5s, July 1, 1906....J&J	102
Woodbury Co.—	Selfast—4s, 1918...F&A	103	4s, Sch., Aug., 1915.F&A	104
3 1/2s, Ref'dg., 1914...M&N	3:50	East Livermore—	4s, Aug., 1935....F&A	108
KANSAS				3 1/2s, Sch., 1910 to '19.J&J	98	3 1/2s, Dec., 1926...J&D	100
Atchison—4s, R., 1913.J&J	90	95	Houlton—4s, F'd., '17.A&O	102	Northampton—
Atchison Co.—	Lewiston—5s, 1917...A&O	112	4s, School, Jly 1, 1915.J&J	104
5s, Ref'd'g., 1916....J&J	3:71	4s, g., Oct., 1927....A&O	105	4s, April, 1921....	104
4s, Ref., 1929 op.'14.J&J	3:75	Portland—6s, 1907...M&S	3 1/2s, g., 1905 to 1926.J&J	99	3:50
Chautauqua Co.—	4s, g., Ref., July 1, '12.J&J	Pittsfield—
5s, Refundg., 1917. A&O	105	108	4 1/2	Sumford—4s, 1919 op. 1909	102	4s, Sch.'1, 1905 to '17.M&N	8:50
Coffeyville—6s, 1905. J&J	102	107	4:71	Washington County—	3 1/2s, 1904 to 1910...F&A	99	3:50
Emporia—	4s, 1928 op. 1923...J&J	Quincy—4s, '04 to '37.A&O	3:50
4 1/2s, Dec., '29 op.'19.F&A	3:71	Waterville—4s, g., Dec.1 '27	106	3 1/2s, Apr., 1905 to '39A&O	99	3:50
Franklin Co.—6s, 1910.J&J	3:75	Westbrook—4s, 1912 J&D	103	4s, July, 1905 to 1919.J&J	3:47
Jackson Co.—	Yarmouth—4s, g., 1915.J&J	103	Springfield—
5s, Rfdg, 1928 op.'18.J&J	4:00	MARYLAND				6s, Water, Apr. 1, '05.A&O	101 1/2
Kansas City—	3 1/2s, Jan., 1911....J&J	102 1/2	103 1/2	4s, g., Wat., Ap. 1, '13.A&O	3:40
6s, Ref., Oct. 1, 1915.F&A	4	3s, Jan., 1914, op.'09..J&J	98 1/2	4s, g., Sch., Jan., 1917.J&J	3:40
5s, Jan. 1, 1917....	4	Annapolis—	3 1/2s, g., May, 1907.M&N	3:40
5s, Int. Imp., '04 to '12...	4:25	5s, Sch., 1905 to '28..J&D	3 1/2s, g., 1905 to '18.J&J	3:40
Leavenworth—5s, '09.J&J	106	108									

Bonds.	Bid.	Ask.	To Net	Bonds.	Bid.	Ask.	To Net.	Bonds.	Bid.	Ask.	Net.
Delray—5s, Sewer, '33. M&S	113.57	4.20	Jackson Co.—				Nashua—4s, 1913. J&D	102
Detroit—				4s, C. H., 1905 to '09. J&J	Basis 3	3/4 to 3	7/8%	Portsmouth—4s, '14. M&N	103
6s, W. L., June, 1906. J&D	3.50	Jefferson City—4 1/2s, '07. J&J	4s, g., Sch., 1923. J&D	105 1/2	3.63
4s, Sewers, Ap. 1, '22. A&O	3.40	Kansas City—				Rochester—4s, 1922. J&D	104
3.65s, Pub. Imp. 1913. J&J	3.40	7s, park fund. otfs. to 1921	105	110	Rockingham Co.—			
3 1/2s, Pub. Imp. 1930. M&S	3.40	5s, g., (Westport) July 1,				4s, Fdg., July 1, 1905. J&J	100
Escanaba—5s, 09-14-19. J&J	4	1916. J&J	108	110	Whitefield—4s, 1914, op. J&J	3.60
Gladstone—4 1/2s, '19. M&N	106.78	4	4 1/2s, g., Water, 1915. J&J	107	109	Woodsville—4s, Sch. Dist.,			3.60
Grand Rapids—				4s, 1924. J&J	106 1/2	3.55	1904 to 1919. M&N
4 1/2s, Wat., Jan. 1, '12. J&J	3.50	4s, School, July, 1907. J&J	102	103				
4s, School, Feb. 4, '07. F&A	3.50	4s, City Hall, 1910. J&D	103	105				
4s, Market, reg., '16. M&N	3.50	3 1/2s, School, 1919. J&J	101	102				
Lansing—5s, J'y, 1908. J&D	3.60	3 1/2s, School, 1923. J&J	101	102				
Manistee—4s, '04 to '09. A&O	3.60	Laclede Co.—							
Marquette—4s, 1910. J&J	3.75	4s, Feb. 1, '18 op. '08. M&N	Basis 3	3/4 to 3	7/8%				
3 1/2s, Imp., 1911. J&J	3.75	Lafayette Co. 3 1/2s, '21. J&J	Basis 3	3/4 to 3	7/8%				
Muskegon—				Mt. Pleasant Twp., Bates Co.	Basis 3	3/4 to 4	%				
4s, Sch., 1905 to '09. M&S	3.75	4 1/2s, Ref., '17 op. '02. June	Basis 3	3/4 to 3	7/8%				
5s, Pav'g, 1905 to '07. J&J	3.75	Pettis Co.—4s, '18 op. '03. M&N	Basis 3	3/4 to 3	7/8%				
Muskegon Co.—				Ralls Co.—4s, '18 op. '03. F	Basis 3	3/4 to 3	7/8%				
4 1/2s, Jan. 1, 1932. J&J	3.75	St. Joseph—							
4s, School, '04 to '09. M&S	3.75	4s, School, 1914. A&O	3.75				
Owosso—4s, Ref'g, 1920. J&J	3.80	3 1/2s, Ref., 1921. F&A	102	103				
Port Huron—4s, Ref'd'g, '19	4	St. Louis—							
4s, Jan. 1, 1932. J&J	4	6s, Prop'ty, cur., '06. A&O	102 1/2	104				
3 1/2s, Park, July 1, '20. J&J	4	6s, Park, gold, 1905. A&O	101	102				
Roscommon Co.—				4s, Renew., ster., '11. M&N	102 1/2	103 1/2				
5s, Fund., 1919, Mar. 15..	110	4.21	4s, Renewal, g., '18. J&J	105 1/2				
Saginaw—				3.65s, renew'l, g., '07. J&D	100 1/2	101				
5s, Water, 1905. M&N	3.50	3.65s, renew., g., '15. M&N	100 1/2	102 1/2				
4 1/2s, Wat., J'y 18, '14. J&J	3.50	3 1/2s, renew., g., '09. J&D	99 1/2	100 1/2				
4s, Ref. wat., Apr. '07. A&O	3.50	3 1/2s, renewal, g., '19. F&A	100 1/2	101				
4s, Sewer, July, 1918. J&J	3.50	3 1/2s, g., Apr. 1, 1922. A&O	96 1/2	96 3/4				
3 1/2s, Water, Mar., 1920..	3.50	Sohuyler Co.—5s, 1912. M&S	Basis 3	3/4 to 3	7/8%				
St. Johns—5s, '04 to '10. A&O	4	Scotland Co.—							
Sault Ste. Marie—				4 1/2s, 1905 to 1917. J&D	Basis 3	3/4 to 3	7/8%				
6s, Water, Nov., '13. M&N	4	Sedalia—							
5s, Ref'g, Apr. 1, '17. A&O	4	4 1/2s, '27 op. '02 & '07. J&J				
4 1/2s, Bdge, July 1, '20. J&J	4	4s, Ref., July 1, 1919. J&J				
4s, Water, 1921. J&J	4	Springfield—4 1/2s, '11. M&N				
4s, g., July 1, 1932. J&J	4	Sullivan Co.—							
Traverse City 5s, '06. J&J	103	104	4.5	4s, '18 op. '03, '08, '13. F&A	Basis 3	3/4 to 3	7/8%				
Wayne Co.—4s, 1910. M&N	3.50	Vernon Co. 4 1/2s, 1918. M&S	Basis 3	3/4 to 3	7/8%				
3 1/2s, May 1, 1914. M&N	3.50								
West Bay City—											
5s, Bridges, 1909. M&S	4								
4s, Water, 1929. J&J	4								
Woodmere—3 1/2s, '31. A&O	100								
Wyandotte—											
4 1/2s, Sewer, 1934. J&D	108 3/4	4								
MINNESOTA											
6s, Ref. school certs., July	3.35								
1, 1909, optional. July	3.35								
3 1/2s, State f'd. J'y 1, '21. J&J	106 1/2								
Brainerd—											
5s, Ref'd'g, 1917. A&O	108 3/4	4.30								
Cass Co.—5s, June 20, 1919	4								
Crow Wing Co., 4s, '19. June	4								
4s, Refund., 1923. J&J	4								
Duluth—											
6s, Ref'd., Jan. 1, '08. J&J	4								
5s, School, 1913. M&N	4								
5s, g., Wat. & Lig't, '26. J&J	4								
4 1/2s, g., July 1, 1926. J&J	4								
4s, g., Wat. & L't, '28. A&O	100								
Hennepin Co.—											
4 1/2s, C'urt-h., Ap. '24. A&O	3.50								
Itasca Co.—											
6s, Fund., 1905. Sept.	108	4.25								
5 1/2s, g., Fdg., 1919. June.	115 3/4	4.25								
Mankato—3 1/2s, Wt., '19. F&A	3.50								
Minneapolis—8s, '05. M&N	3.40								
4 1/2s, Park, July, '13. J&J	3.40								
4 1/2s, g., July, 1921. J&J	3.40								
4s, Oct. 15, 1917. A&O	3.40								
4s, Jan., 1927. J&J	3.40								
3 1/2s, Sch., Jan. 1, 1929. J&J	3.40								
Polk Co.—6s, 1908. July	4								
Ramsey Co.—5s, 1915. J&J	3.50								
4s, Refunding, 1905. M&S	3.50								
4 1/2s, Ot. H., 1916. J&J	3.50								
3 1/2s, May 6, 1921. M&N	100	3.50								
St. Louis Co.—5s, 1908. J&J	4.25								
St. Paul—											
5s, April, 1909. A&O	3.50								
5s, O. H. & O. H., 1915. J&J	3.50								
5s, Sch., May 2, '15. M&N	3.50								
4 1/2s, Sept., 1917. M&S	3.50								
4s, Ref., Mar. 31, '34. A&O	3.40								
4s, May, 1920. M&N	3.50								
3 1/2s, Apr. 30, 1922. M&N	3.50								
South St. Paul—8s, '21. J&D	4.25								
Stillwater—5s, 1912. M&N	4								
Winona—3 1/2s, 1924. J&J	3.60								
4s, Elec. Light, July '05-'27	3.75								
MISSISSIPPI											
6s, State, Jan. 1, 1907. Jan	103								
4s, State, Jan. 1, 1919. Jan	102								
Greenville—											
8s, Sept. 1, 1907. Mar.	105	107 1/2								
6s, Jan. 1, 1928. J&J	5								
Madison County—											
6s, R.R., 1922 op. '03. J&D	5								
Meridian—6s, 1926. A&O	5.50								
Miss. Levee Dist.—											
5s, May 2, 1944. M&N	105	4.75								
5s, Ref., 1924 op. '19. M&S	108 1/4								
Vicksburg—5s, 1916. F&A	5								
Yazoo Delta Levee Dist.—											
6s, Im., 1947 op. '17. J&J	5.50								
MISSOURI											
3 1/2s, State fund'g, 1908. J&J	100								
Callaway Co.—											
4s, 1917 op. '02 & '04. M&N	Basis 3	3/4 to 3	7/8%								
Cass Co.—4s, Jan. 1, '13. Jan	Basis 3	3/4 to 3	7/8%								
Dade Co.—											
5s, June, 1914 op. '04. Apr	Basis 3	3/4 to 3	7/8%								
4s, J'y, 1919 op. '09. Feb. 1	Basis 3	3/4 to 3	7/8%								
Greene Co.—											
5s, Fd., Aug., 1907. May	Basis 3	3/4 to 3	7/8%								

Bonds.	Bld.	Ask.	To Net.	Bonds.	Bld.	Ask.	To Net.	Bonds.	Bld.	Ask.	To Net.
Brooklyn— 7s, Reg., July, 1906. J&J	3:35	Syracuse— 4 ¹ / ₂ s, Water, 1920.... J&J	3:45	East Liverpool— 4s, Refdg, '40 op. '20. J&J	4
7s, Bridge, '15 to '24. J&J	3:35	4s, Rfdg, 1929.... J&D	3:45	Elyria— 4s, Wat., 1909 to '23. F&A	3:90
6s, Park, 1924.... J&J	3:35	3 ¹ / ₂ s, Water, 1928.... J&J	3:45	4s, Water, '24 to '38. J&D	3:90
5s, Bridge, 1919.... J&J	3:35	3s, Wa., July 1, 1920. J&J	3:45	Erie Co.—4s, 1909, opt. J&J	3:75
4s, Bridge, 1926.... J&J	3:35	Troy— 3 ¹ / ₂ s, Ref, 1905 to '14. F&A	3:45	Findlay— 6s, Fund, 1904 to '07. J&D	4
4s, School, 1920.... J&J	3:35	Utica—4s, Jan., 1905 to '19	3:50	6s, Wter Sep. 1, 1907. Sep. 1	4
3 ¹ / ₂ s, g., 1911. Expt. J&J	3:35	Watertown— 3 ¹ / ₂ s, Sewer, '11 to 27. M&N	3:45	5s, Water, Mar. 1, '08. M&S	4
3 ¹ / ₂ s, g., 1905 to '37. J&J	3:35	Westchester Co.— 4s, 1905.... J&D	3:50	4s, St. Imp., 1905....	4
3 ¹ / ₂ s, g., July 10, 1925. J&J	3:35	3 ¹ / ₂ s, June, 1927.... J&D	3:40	Fosteria— 6s, Pvg, Sept. 1, 1907. M&S	4:15
3 ¹ / ₂ s, gold, 1927.... J&J	3:35	White Plains— 4s, 1914 to 1928.... F&A	3:50	6s, School, 1904.... M&S	4:15
3 ¹ / ₂ s, g., July 10, 1934. J&J	3:35	3 ¹ / ₂ s, Water, 1930.... J&J	3:50	Franklin Co.— 6s, Road, Sep. 1, '05. M&S	3:75
3 ¹ / ₂ s, gold, 1936.... J&J	3:35	Yonkers—4s, '05 to '25. M&S	3:45	4 ¹ / ₂ s, May 1, '05 to '08. M&N	3:75
3s, Water, 1905.... J&J	3:35	4s, Water, 1917.... A&O	3:45	4s, Bridge, '05 to '19. A&O	3:75
3s, Bridge, 1925.... J&J	3:35	3 ¹ / ₂ s, May, '10 to '24. F&A	3:45	Gallia Co.—5s, Jan., 1909.	3:85
Buffalo—7s, '24 & '25. J&J	3:40	NORTH CAROLINA				5s, Road, July 28, '19. J&J	3:85
6s, Parks, Jan. 1, 1924. J&J	3:40	4s, Renewal, 1910.... J&J	102 ³ / ₄	103	Gallipolis— 5s, Water, May 1, 1914..	4
4s, Sewer, May 1, '13. M&N	3:40	4s, Jan. 1, 1913.... J&J	102 ¹ / ₂	103	4s, Redemption, 1920....	4
3 ¹ / ₂ s, Oct., 1917.... A&O	3:40	6s, Constr'ction, 1919. A&O	131	132 ¹ / ₂	Hamilton— 5s, Gas, Feb. 1, 1908. F&A	3:75
3 ¹ / ₂ s, Park, Reg. 1927. F&A	3:40	Asheville—6s, 1916.... J&J	5	4 ¹ / ₂ s, 1905 to 1914. July 1	3:75
3 ¹ / ₂ s, Ref., 1910 to '19. M&S	3:40	5s, July, 1911.... J&J	5	Hamilton Co.— 5s, Aug. 1, 1934.... F&A	3:60
3s, Road, 1913.... J&D	3:40	Charlotte—5s, 1929.... J&J	5	4s, C. H., June, 1936. J&D	3:60
Cohoes—7s, '05 to '13. J&J	3:50	4 ¹ / ₂ s, June 10, 1933. J&J	105	4 ¹ / ₂	4s, Pike & Brdg, 1918. F&A	3:60
4s, July 1, 1920.... J&J	3:50	Durham—4 ¹ / ₂ s, J'y 1, '41. J&J	107	Jackson Co.—4s, 1915. A&O	3:80
College Point— 7s, July, 1905 to '13. J&J	3:50	Forsyth Co.—6s, 1911. May	5	Lakewood—4s, Sewer, Apr.	4:50
Elmira— 4s, Reg. May 1, '10. M&N	3:50	Greensboro— 5s, g., Jan. 1, 1931. J&J	5	& Oct., 1905 to 1942. A&O	4:50
3 ¹ / ₂ s, Redempt'n. '12 to '21	3:50	Greenville—5s, 1933.... J&J	106	37	Lima— 5s, Impt., 1905 to '09. J&J	4
Far Rockaway— 5s, Imp., 1905 to '21. J&J	3:50	Mecklenburg County— 6s, RR. aid, 1920.... M&N	6:70	4s, Sewer, '05 to '25. A&O	4
Flatbush— 6s, 1911.... M&S	3:50	Raleigh—6s, 1907.... J&J	105	3 ¹ / ₂ s, Refg., Apr. '30. A&O	4
Fulton— 3:40, Wat., '05 to '29. J&D	3:50	5s, 1927.... A&O	Lorain— 6s, Pav., 1904 to '05. F&A	4:10
Hempstead— 4s, g., '23. J&J	3:50	4s, July 1, 1929.... J&J	5s, Riv. Im., '18 to 32. J&J	4:10
Herkimer— 4 ¹ / ₂ s, '08-'27. M&N	3:50	Redsville—5s, g., '29.... May	Lucas Co.— 4 ¹ / ₂ s, Road, '04 to '11. J&J	3:75
Hornellsville— 3 ¹ / ₂ s, '21. F&A	3:50	Wilmington— 5s, Fund., Jan. 1922. J&J	104	109	4s, Court-house, '44. M&S	3:75
Jamaica— 4s, Apr. 1, 1917....	3:50	4s, g., Ref., J'ly 1, 1929. J&J	99	101	Madison Co.— 6s, Sept. 10, 1904.... M&S	3:75
Jamestown—4s, Water, Mar.	3:45	NORTH DAKOTA				Madisonville— 4s, Sch., May 11, '30. M&N	4
20, 1943.... A&O	111 ³ / ₄	3:45	4 ¹ / ₂ s, Rev., Apr. 25, '05. A&O	3:50	Marietta— 5s, Paving, 1906.... A&O	4:10
Kings Co.— 4s, Park, May 1, '05 to '44.	3:45	4s, Ref., July 1, 1914.... J&J	3:50	Marion—6s, 1910.... M&S	4:10
4s, Highway, 1940.... J&J	3:45	4s, Fund'g, Mar. 20, '21. M&N	3:50	5s, Sewer, '04 to '17. M&S	4:10
Kingston— 4s, Rfd. Jan. 15, 1912. J&J	3:50	4s, Refund'g, July 1, 1923.	3:50	Martin's Ferry— 6s, Pav., Sept. 1, 1904...	4:25
3 ¹ / ₂ s, g., Wat., '12 to 36. A&O	3:50	Bismarck— 4 ¹ / ₂ s, 1911, '16 & '21. M&S	4:25	5s, Sch., 1926 to '44. M&S	4:25
3s, Rfd., Jan. 15, 1914. J&J	3:50	Burleigh Co.— 4 ¹ / ₂ s, Oct. 15, 1918....	4 ¹ / ₂	Mercer Co.— 6s, Sept., 1904 to 08. M&S	3:80
Long Island City— 7s, Sept. 1, '04 to '14. M&S	3:35	OHIO				Miami Co.—5s, Bridge,	3:80
6s, Feb. 1913 to '19. F&A	3:35	5s, B'd of Agri., Sept. 1	4	J'y 1, 1905, to 1908. J&J	3:80
5s, June, 1909.... J&D	3:35	1904 to 1911.... M&S	Middletown— 4s, Park, 1930 op. 20. F&A	3:90
4 ¹ / ₂ s, May 1, 1910.... M&N	3:35	Akron— 4s, Refg., 1911.... M&S	3:70	Montpelier— 6s, Wat. & Lt., 1920 to '29	4:50
4 ¹ / ₂ s, 1904 to 1923. M&S	3:35	Anglaze Co.— 5s, Bridge, 1904 to 1913	3:75	Nelsonville— 6s, Ref., Apr. 2, 1914. A&O	5
4s, Water, Sep. 1, '20. M&N	3:35	Avondale (in Cincinnati)— 5s, June, 1916.... J&D	3:50	Norwood—6s, 1904 to 1908	3:90
3 ¹ / ₂ s, Wat., May 1, '20. M&N	3:35	4s, D, April, 1923.... A&O	3:50	5s, Sept. 1, 1915....	3:90
Middletown—3 ¹ / ₂ s, '31. F&A	3:50	Bowling Green— 5s, Ref'g, 1908 to '17. M&S	4	4 ¹ / ₂ s, Road, 1904 to 1909.	4:10
Mount Vernon— 4s, School, '09 to '17. M&N	3:50	Butler Co.— 4 ¹ / ₂ s, Repln. '04 to 18. M&N	3:75	Oberlin—6s, 1904.... F&A	3:80
3 ¹ / ₂ s, Road, 1928.... F&A	3:50	4 ¹ / ₂ s, B'dge, '21 & '24. J&J	3:75	Ottawa Co.—6s, '04-'18. F&A	4:50
Nassau Co.—3 ¹ / ₂ s, '30. M&S	3:35	Caldwell— 6s, Water, 1922.... A&O	4:25	Pomeroy—6s, 1914.... M&S	4:50
Newburg—4s, 1912.... F&A	3:50	5s, Sch., July 10, '11. J&J	4:25	5s, Refund'g, 1917.... M&S	4:50
3 ¹ / ₂ s, Wat., Sep. 1, '07. M&S	3:50	Cambridge— 5s, Apr. 1, '05 to 10. Apr.	4	4 ¹ / ₂ s, Ref'd'g, 1917.... M&S	4:50
New Rochelle— 3 ¹ / ₂ s, 1904 to 1906.... M&N	3:50	Canton— 4 ¹ / ₂ s, Dec., 1904 to 1910.	3:75	Portsmouth— 5s, Water, 1906.... M&N	4
3 ¹ / ₂ s, 1905 to 1933.... J&D	3:50	4s, Imp., 1905 to '10. A&O	3:75	4 ¹ / ₂ s, Sch., May, '05 to '07	4
New York City— 7s, W. Farms, '04 to 2147	3:50	Cincinnati— 7 ³ / ₈ s, May, 1906.... M&N	3:40	Preble Co.—6s, Bridge, J&J	3:80
7s, Morrisania, 1916 to '80	3:50	7s, Nov., 1908.... M&N	3:40	1905 to 1913.... J&J 16	4:20
6s, Williamsbridge Hig'y,	3:50	6s, gold, May, 1906. M&N	3:40	St. Marys 6s, Imp., '08. M&S	3:90
May, 1909 to '44.... M&N	3:50	6s, Aug., 1909.... F&A	3:40	Sandusky— 5s, Wharf, Aug. 1, '09. F&A	3:90
5s, Dock, 1908.... M&N	3:50	5s, Sew., May, 1909. M&N	3:40	4s, Pavg, '05 to '10.... M&S	4:25
5s, g., Dock, 1928.... M&N	3:50	5s, 1930, op. 1910.... M&N	3:40	Shelby—5s, '05 to '14. J&D	3:80
4s, Exempt, 1913.... M&N	3:50	4s, 1930, op. 1911.... J&J	3:40	Shelby Co.—6s, '05 to '09. J&J	3:80
3 ¹ / ₂ s, Pk., Nov. 1, 1913. M&N	3:35	4s, S. F., 1941 op. '21. J&J	3:40	Springfield— 6s, Aug. 1, '04 to '10. M&S	3:55
3 ¹ / ₂ s, g., Exmt., '14. M&N	3:35	3:65 g., Feb., 1937.... F&A	3:40	5s, Fire Dep. '15 to '21. M&S	3:55
3 ¹ / ₂ s, g., Pk., 1916, Ex. M&N	3:35	3 ¹ / ₂ s, 1938 op. 1918.... F&A	3:40	Stark Co.—5s, 1912.... M&S	3:75
3 ¹ / ₂ s, Exmt., Oct. '15. M&N	3:35	3 ¹ / ₂ s, Ext. to 1940.... J&J	3:40	Staubenville—4s, 1924. M&S	3:90
3 ¹ / ₂ s, Exmt., 1922.... M&N	3:35	3 ¹ / ₂ s, Ref., 1952, op. '32. J&J	3:40	Sycamore—5s, Water and	4:20
3 ¹ / ₂ s, g., D'k, '27, Ex. M&N	3:35	3s, Wat., 1939 op. '19. F&A	3:40	Light, 1905 to 1920. M&S	4:20
3 ¹ / ₂ s, g., Ex., 1941.... M&N	3:35	Cleveland— 5s, Viad., June, 1907. J&D	3:75	Tiffin—4s, Sept. 1, '15. M&S	3:75
3 ¹ / ₂ s, R. T., '48-'50. M&N	3:35	5s, Library, 1918.... A&O	3:75	Toledo—5s, 1911.... M&N	3:75
3 ¹ / ₂ s, g., Exmt. 1952. M&N	103	4s, Sewer, 1910.... A&O	3:75	4 ¹ / ₂ s, Oct., 1919.... A&O	3:75
3 ¹ / ₂ s, g., Exmt. 1953. M&N	103 ¹ / ₂	4s, Ref. 1918.... A&O	3:65	4 ¹ / ₂ s, Sch., Feb. 17, '16. F&A	3:75
3 ¹ / ₂ s, g., Exmt., '54. M&N	103 ³ / ₄	4s, Apr., 1921.... A&O	3:65	4s, Park, July 1, '42. J&J	3:75
3:30s, Co., '17-'21. Ex. J&J	98	4s, Sewer, 1922.... J&D	3:65	3 ¹ / ₂ s, Refg, 1930.... M&N	3:75
3s, Armory, '09, Ex. M&N	3:40	4s, Sewer, 1925.... J&D	3:65	Van Wert Co.— 6s, R'd, 19			

Bonds.	Bid.	Ask.	To Net.	Bonds.	Bid.	Ask.	To Net.	Bonds.	Bid.	Ask.	To Net.
OREGON				TENNESSEE				VERMONT			
Astoria—5s, g., 1925. J&J	5	Marshall Co.—6s, 1915. J&J	4.75	6s, Agric. Col., 1910. J&D	114
Baker City 5s, 1923. J&J	108 1/4	4.40	Mitohell—5s, '24 op. '14. M&N	103 98	4.50	Barre—4s, Water, '21. J&D	3.70
Dallas City 5s, '17-26. M&N	4.40	Sioux Falls—5s, 1923. J&J	106 48	4.50	3 1/2s, 1922, op. 1918. J&J	3.70
Portland—6s, g., 1905. J&J	4	Watertown—6s, 1909. J&J	4.75	Bennington—4s, 1917. J&J	3.70
6s, Sch. Dist., 1913. A&O	3.85	Yankton Co.—	Brattleboro—4s, 1918. J&J	105
5s, g., O. H., 1923. J&J	3.85	4s, Rfdg., '09 to '19. M&N	4.25	Burlington—4s, 1908. J&J	101
5s, g., Bridge, 1925. A&O	3.85	TEXAS				VIRGINIA			
4s, g., Bridge, 1934. J&J	104	104 1/2	6s, Compromise, Jan. 1, '12	90	Middlebury—
Port of Portland—	4 1/2s, Penitent, Oct. '13. A&O	105	4s, 1941 op. 1921. M&N	3.60
5s, g., Jan. 1, 1922. J&J	4	4 1/2s, Redemp., 1913. A&O	105	Newport—4s, g., 1920. J&D	104
4s, Dry-dock, 1934. J&J	100	4	4s, Redemption, 1907. A&O	Poultney—4s, 1910 to 1918	3.70
Union Co. Sch. Dist. No. 1—	4	3s, Settlement (100). J&J	94	Rockingham—
5s, g., 1919 op. '09. J&D	4	3s, Settle't (1000), 1913. J&J	96	96 1/2	4s, Jan., 1905 to 1917. J&J	3.70
PENNSYLVANIA				3s, Scrip.	110	Ratland—4s, g., 1926. M&N	3.70
6s, Agricultural College,	4	Chattanooga—6s, '09. A&O	109 1/4	4.20	WASHINGTON			
Feb., 1922. F&A	4	5s, Apr. 15, 1920. A&O 15	3 1/2s, Fund., Apr. 1905, Apr. 1	3.75
4s, Fund'g, Feb., 1912. F&A	3	Davidson Co.—	Clallam Co.—4 1/2s, '21. M&N	4.25
3 1/2s, Fund., Feb., 1912. F&A	3	4 1/2s, 1915. J&J	100	King Co. Sch. Dist. No. 50—
Allegheny—4s, 1904-19. Var	3.40	3.40	Hamilton Co.—5s, '09. A&O	4 1/2s, Sept. 1, 1919. M&S	4.12
4s, '07, '12, '17 & '27. J&J	3.40	3.40	Knoxville—6s, 1915. J&J	King Co. Sch. Dist. No. 1—
3 1/2s, 1904 to 1931. A&O	3.40	3.40	5s, g., Imp., 1921. A&O	4 1/2s, g, Sept. 1, 1920. M&S	4
Allegheny Co.—	4s, Hosp., June 1, '29. J&D	Lincoln Co.—6s, 1912. Sept	4.25
5s, Comp., 1913 to '40. J&J	3.40	Memphis—	Pierce Co.—
4s, Riot, 1906 opt. J&J	3.40	6s, Comp., 1915. J&J	116	118	6s, Fund., '11, op. '01, Ju'e 1	4.20
4s, Road, 1934. J&J	106 7/8	3.40	6s, Comp., Flip, '07. J&J	103	104	6s, Apr., 1914, op. '04. A	4.25
4s, Dec. 28., 1933. M&N	108 3/4	3.40	5s, Market, 1917, '22 & '27	110	112	5s, May 2, 1912. May	4.25
3 1/2s, var. 1904 to '32. var.	3.40	4 1/2. Refdg., g., 1926. J&J	109	112	Pierce Co. Sch. Dist. No. 10—
Altoona—4s, '34, op. '14. J&J	102 9/10	3.65	3.40	4s, Water, 1933. M&N	102 5/8	3.85	4 1/2s, ref'd'g, 1920. F&A	4.20
Avalon—4s, 1919 to '33. J&J	103 1/2	3.75	3.40	Nashville—6s, 1905. J&J	Seattle—
Bradock 4 1/2s, '04 to 16. M-S	3.75	3.40	6s, Water, 1911. A30 & O30	5s, F'd'g, g, July, 1913. J&J	3.90
4 1/2s, 1904 to 1930. A&O	3.75	3.40	6s, Water, 1913. A30 & O30	5s, g., Gen., 1912. A&O	3.90
Bradford—4s, '06, '16 & '26.	4.00	3.40	5 1/2s, Bridge, 1905. A&O	4s, Library, Oct. 15, 1922	3.90
Chester—4s, Sch., 1914. J&J	3.60	3.40	5s, Sewer, Dec., 1911. J&D	Seattle Sch. Dist. No. 1—
3 1/2s, 1929. J&J	3.60	3.40	5s, Haymark., 1922. M&S	4 1/2s, g., May 1, '24. M&N	106 8/4	4
Dunmore S. Dist. 4s, '07 to '22	4.00	3.40	4 1/2s, July, 1907. J&J	Spokane—6s, Wat'r, '11. A&O
Erie—4s, '21, op. '11. July	3.60	3.40	4 1/2s, Apr. 1, 1923. A&O	5 1/2s, Feb. 1, 1918. F&A
Harrisburg—4s, 1920. J&J	3.50	3.40	4s, Water, 1919. J&J	5s, g., Ref'd'g, Sept. 1, 1914
Homestead—5 1/4 0s, '15 M&S	4	3.40	4s, Str. & Sewer, 1926. J&J	Spokane Co.—6s, School...
4s, 1932. J&J	103 1/2	3.80	4s, Sewer, 1928. J&J	101 1/2	3.90	Dist., July 1, 1910. J&J	4 1/2
Johnstown—5s, 1921. J&D	3.75	3.40	North Knoxville—	4s, ref., 1921, op. '11. J&D	4.20
4 1/2s, Sept. 1, 1923. M&S	3.75	3.40	5s, 1919. M&S	4.75	Spokane Sch. Dist. No. 81—
4s, Fire alarm, 1923. J&J	3.75	3.40	Sevier Co.—5s, July, 1913.	4.25	4 1/2s, Mar. 1, 1924. M&S	106 7/8	4
Lancaster—	TEXAS				WEST VIRGINIA			
4s, Wat., Ap., '05 to 20. Q-J	3.50	Austin—Ref. 3s, 1931. J&J	78	82	Charleston—
McKeesport—6s, 1907. J&J	4	Austin Co.—5s, 1930.	4 1/2s, Sch. Dist., '29 op. 19.	4.25
5s, Water, 1911. J&J	4	Beaumont—	4s, Sept. 1, '22, op. 12 Sept. 1	4.25
Philadelphia—	5s, 1941, op. 1921. J&D	103	107 1/2	Huntington—6s, 1921.	4.25
3 1/2s, Dec., '04 to '24. J&J	3.35	4s, 1942, op. 1922.	87	92 1/2	Martinsburg—
3 1/2s, Dec. 31, 1906. J&J	3.35	Bexar Co.—	4s, July 15, '34, op. '21. J&J	101
3 1/2s, Dec., 1907 to 26. J&J	3.35	6s, Ct. H. Feb., '34 op. '04. A	Parkersburg—5s, '16. June	4.25
3 1/2s, Water, 1931. J&J	3.35	5s, Ref., Jan., 1939 op. '09	4s, 1923, op. 1913. A&O	101
3 1/2s, July, 1934. J&J	3.35	4 1/2s, 1939 op. '09. Apr. 10	Wheeling—6s, 1924, opt. N
3s, Nov. 1, 1904 to '19. M&N	3.35	Coryell Co.—5s, 1907.	5s, City, July 1, 1919. J
Pittsburgh—	Dallas—6s, F'd'g, '17. A&O	4 1/2s, Bridge, J'y 1, 1924. J	3.80
7s, Fund. debt, 1909. J&J	3.40	5s, Water, 1917. J&J	4s, Ref., '12 to '36. July 1	3.80
6s, Water, Jan., 1908. J&J	3.40	5s, Fd., July, 1931. J&J	WISCONSIN!			
5s, Fund. debt imp. '13. J-D	3.40	5s, g., Aug., 1928. F&A	Bayfield Co.—
4 1/2s, School, July, 1919.	3.40	4s, Water, 1940. J&J	5s, g., July, 1915. A&O	4
4s, Comp., Jan., 1915. J&J	3.40	3 1/2s, g., Aug. 1, 1939. F&A	Green Bay—5s, '05 to '17. J&J	4
3 1/2s, Ref., Apr., '05 to '09.	3.40	Denison—5s, 1912. J&J	4s, Ref'g, 1905 to '20. J&J
3 1/2s, April, 1930. A&O	3.40	Denton Co.—5s, 1915.	Kenosha—
Reading—4s, 05 to 24. A&O	3.40	Eillis Co.—	3 1/2s, 1919 op. 1909. J&J	4
4s, Apr., 1918. A&O	3.40	5s, N'v. 16, '34, op. '04. A & O 10	4.25	LaCrosse—5s, '15 op. '05. J&J	3.75
4s, '09, '14, '19, '24, '29. J&J	3.40	El Paso 5s, '29 op. '14. F&A	102	3 1/2s, Ref'd'g, 1919. A&O	3.75
Sohnylkill Co.—	5s, Water, 1919 op. '09. F	102	Langlade Co.—
4s, Oct. 1, '16 op. '06. A&O	3.60	Fort Worth—	4s, J'ne 1, '14, to '23. J'ne 1	3.75
3s, Jan. 1, 1921 opt. J&J	3.60	6s, Water, 1922. F&A	105	110	Milwaukee—5s, '07. J&J	3.50
Scranton—	5s, Ref., 1920. J&J	100	103	5s, Liby & Mu. '05 to '17. J&J	3.50
4 1/2s, School, 1920. J&D	3.60	4s, Ref'd'g, 1941. J&J	97	100	4s, Wat., 1905 to '07. J&J	3.50
3 1/2s, June, 1915. J&D	3.60	Galveston—	3 1/2s, Jan., 1905 to '21. J&J	3.50
Scranton Sch. Dist.—4s, '15,	3.50	5s, F'd'g, '15 op. '05. M&N	70	76	Milwaukee Co.—
'18, '23, '28 & '33. A&O	3.50	5s, Wat., 1928 op. '08. J&J	70	76	5s, Build., July 1, '07. J&J	104
Steelton—	5s, Lim. debt, Sep. 1, '21.	70	76	5s, School, July 1, '14. J&J	108
3 1/2s, Sch. Dist., 1930. J&D	3.75	5s, Lim. debt, June 1, '23.	70	76	Racine—5s, 1912. Apr.
Uniontown—	5s, Lim. debt, 1927.	70	76	5s, July, 1916, op. 1906.
4s, Imp., '28, op. '18. M&N	3.75	Galveston Co.—	4s, School, June 1, '13. J&D	3.75
Wilkes-Barre—	5s, 1913, op. '03, Apr. 10	80	85	3 1/2s, Sch., 1919. July 1	3.75
3 1/2s, R'd'g., '05 to 29. F&A	3.60	Goliad Co.—	South Milwaukee—
Williamsport—	5s, Mar. 10, '19, Apr. 10.	5s, Wat'r, Oct. 1, 1913. A&O	4
3 1/2s, Ref., '29 op. '09. M&S	3.60	Harris Co.—	WYOMING			
York—3 1/2s, '33, op. '28. F&A	101 4/4	3.40	5s, 1935, op. 1905. A&O	6s, Cap., 1905 to '11. Jan 1	3.50
RHODE ISLAND				Hopkins Co.—5s, 1934.	6s, 1905 to 1911. Jan. 1	3.50
3 1/2s, g., S. H., 1934. J&J	96	Houston, 6s, Fund. '12. J&J	104	Cheyenne—
3s, State H., July, '38. A&O	100	5s, Comp. July, 1918. J&J	102	106	5s, Ref., 1909 to '29. Jan. 3	4.00
Bristol—3 1/2s, g., '30. M&S	105	5s, Sew., Nov. 15, '39. M&N	103	5s, Refg., '31, opt. '11. F&A	4.00
Burrillville—4s, 1922. J&J	Llano Co.—5s, 1919.	Evanston—5s, 1930 op. '10.	4.70
Cranston—4s, g., '39. M&N	3.60	McLennan Co.—					

BANKS AND TRUST COMPANIES.

Quotations for the stocks of banks and trust companies are given per share, not per cent, with the exception of New York City, Brooklyn and Canadian bank stocks.

Prices marked thus (*) indicate sales. The dagger (†) prefixed to a price indicates that the figures show the book value.

Where names of the banks are printed in italics, fuller returns may be found in the advertising columns in the front part of the paper.

ALABAMA.							COLORADO.						
	Capital.	Surplus & Profits.	Gross Deposits.	P'r	Bid.	Ask.		Capital.	Surplus & Profits.	Gross Deposits.	P'r	Bid.	Ask.
BIRMINGHAM—							DENVER—						
<i>Alabama Nat. Bank.</i>	\$ 200,000	\$ 53,440	\$ 1,257,440	100	110	115	<i>COLORADO SPR'GS—</i>	\$ 50,000	\$ 10,000	\$ 160,000	100
<i>Ala. Trust & Sav. Co.</i>	100,000	18,000	250,000	100	110	120	<i>Colorado Sav. Bank.</i>	200,000	111,276	1,909,966	100
<i>Amer. Tr. & Sav. Bk.</i>	100,000	8,000	600,000	100	105	110	<i>El Paso Nat'l Bank.</i>	100,000	117,706	3,085,704
<i>Birmingham Tr. & Sav.</i>	500,000	214,619	2,829,780	100	140	150	<i>Exchange Nat. Bank.</i>	100,000	383,891	2,636,559	100
<i>Citizens' Sav. Bk. & Tr.</i>	100,000	New	Bank.	100	105	<i>First National Bank</i>	300,000	68,490	1,166,082	100
<i>First National Bank</i>	500,000	213,212	5,864,556	100	215	240	<i>Colo. Tit. & Tr. Co...</i>
<i>Jefferson Co. Sav. Bk.</i>	100,000	90,30*	850,000	100	125	140	DENVER—						
<i>People's Sav. Bk. & Tr.</i>	75,000	30,962	893,631	100	110	115	<i>Capitol Nat. Bank...</i>	300,000	13,988	840,906
<i>Traders' Nat. Bank...</i>	100,000	422	49,373	100	100	105	<i>Central Savings Bk.</i>	100,000	41,633	1,592,068	100
MOBILE—							LEADVILLE—						
<i>Bk. of Mobile, N. B. A.</i>	100,000	1,171	158,530	100	115	120	<i>American Nat. Bank</i>	100,000	23,951	325,870
<i>First Nat. Bank.....</i>	300,000	578,476	2,023,02	100	350	385	<i>Carbonate Nat. Bk..</i>	100,000	42,425	1,858,502	100
<i>Leinlauf Bank'g Co.</i>	150,000	70,000	700,000	100	PUEBLO—						
<i>Merchants' Bank.....</i>	150,000	20,660	408,365	100	130	135	<i>First Nat'l Bank...</i>	300,000	278,033	6,428,977	100
<i>People's Bank.....</i>	150,000	490,489	1,869,073	100	450	<i>Mercantile Nat. Bk.</i>	100,000	37,886	569,571	100	115	130
<i>Central Trust Co....</i>	250,000	74,243	309,709	25	30	31½	<i>Pueblo Savings Bk..</i>	50,000	15,221	881,488	100	125	150
<i>City Bank & Tr. Co..</i>	500,000	387,888	1,508,398	100	200	205	<i>Western Nat. Bank..</i>	100,000	18,150	665,625	100	120	135
MONTGOMERY—							ARIZONA.						
<i>Amer. Nat. Bank...</i>	100,000	2,865	171,880	106	108	PHOENIX—						
<i>First Nat. Bank.</i>	225,000	112,884	1,399,525	100	156	160	<i>Nat. Bk. of Arizona.</i>	100,000	57,778	462,517	100	150
<i>Fourth Nat. Bank...</i>	200,000	54,625	452,432	100	130	135	<i>Phoenix Nat. Bank..</i>	100,000	8,319	743,368	100	125
<i>M. & P. Farley N Bk.</i>	500,000	223,174	2,517,909	100	185	187	<i>Val. Bk. of Phoenix.</i>	100,000	32,000	500,000	100	*100
<i>Union Bk. & Tr. Co..</i>	100,000	13,185	202,435	100	114	120	ARKANSAS.						
ARIZONA.							CONNECTICUT.						
PHOENIX—							BRIDGEPORT—						
<i>Nat. Bk. of Arizona.</i>	100,000	57,778	462,517	100	150	<i>Bridgeport Nat. Bk..</i>	215,850	240,951	971,005	50	90
<i>Phoenix Nat. Bank..</i>	100,000	8,319	743,368	100	125	<i>City National Bank.</i>	250,000	265,952	1,167,644	100	155
<i>Val. Bk. of Phoenix.</i>	100,000	32,000	500,000	100	*100	<i>Connecticut Nat. Bk.</i>	332,100	228,612	1,716,522	100	157
ARIZONA.							HARTFORD—						
PHOENIX—							ETNA—						
<i>Nat. Bk. of Arizona.</i>	100,000	57,778	462,517	100	150	<i>Aetna Nat. Bank...</i>	525,000	656,591	3,145,691	100	190
<i>Phoenix Nat. Bank..</i>	100,000	8,319	743,368	100	125	<i>American Nat. Bk...</i>	600,000	341,516	1,336,995	50	69	71
<i>Val. Bk. of Phoenix.</i>	100,000	32,000	500,000	100	*100	<i>Charter Oak Nat. Bk.</i>	500,000	255,353	1,448,196	100	120
ARIZONA.							NEW HAVEN—						
PHOENIX—							CITY—						
<i>Nat. Bk. of Arizona.</i>	100,000	57,778	462,517	100	150	<i>City Bk. of Hartford.</i>	440,000	80,859	840,400	100	85	90
<i>Phoenix Nat. Bank..</i>	100,000	8,319	743,368	100	125	<i>Conn. River Bg. Co.</i>	150,000	127,466	649,720	30	54
<i>Val. Bk. of Phoenix.</i>	100,000	32,000	500,000	100	*100	<i>Far. & Mech. Nat. Bk.</i>	500,000	167,686	1,039,444	100	115	120
ARIZONA.							NEW HAVEN—						
PHOENIX—							CITY—						
<i>Nat. Bk. of Arizona.</i>	100,000	57,778	462,517	100	150	<i>City Bk. of Hartford.</i>	440,000	80,859	840,400	100	85	90
<i>Phoenix Nat. Bank..</i>	100,000	8,319	743,368	100	125	<i>Conn. River Bg. Co.</i>	150,000	127,466	649,720	30	54
<i>Val. Bk. of Phoenix.</i>	100,000	32,000	500,000	100	*100	<i>Far. & Mech. Nat. Bk.</i>	500,000	167,686	1,039,444	100	115	120
ARIZONA.							NEW HAVEN—						
PHOENIX—							CITY—						
<i>Nat. Bk. of Arizona.</i>	100,000	57,778	462,517	100	150	<i>City Bk. of Hartford.</i>	440,000	80,859	840,400	100	85	90
<i>Phoenix Nat. Bank..</i>	100,000	8,319	743,368	100	125	<i>Conn. River Bg. Co.</i>	150,000	127,466	649,720	30	54
<i>Val. Bk. of Phoenix.</i>	100,000	32,000	500,000	100	*100	<i>Far. & Mech. Nat. Bk.</i>	500,000	167,686	1,039,444	100	115	120
ARIZONA.							NEW HAVEN—						
PHOENIX—							CITY—						
<i>Nat. Bk. of Arizona.</i>	100,000	57,778	462,517	100	150	<i>City Bk. of Hartford.</i>	440,000	80,859	840,400	100	85	90
<i>Phoenix Nat. Bank..</i>	100,000	8,319	743,368	100	125	<i>Conn. River Bg. Co.</i>	150,000	127,466	649,720	30	54
<i>Val. Bk. of Phoenix.</i>	100,000	32,000	500,000	100	*100	<i>Far. & Mech. Nat. Bk.</i>	500,000	167,686	1,039,444	100	115	120
ARIZONA.							NEW HAVEN—						
PHOENIX—							CITY—						
<i>Nat. Bk. of Arizona.</i>	100,000	57,778	462,517	100	150	<i>City Bk. of Hartford.</i>	440,000	80,859	840,400	100	85	90
<i>Phoenix Nat. Bank..</i>	100,000	8,319	743,368	100	125	<i>Conn. River Bg. Co.</i>	150,000	127,466	649,720	30	54
<i>Val. Bk. of Phoenix.</i>	100,000	32,000	500,000	100	*100	<i>Far. & Mech. Nat. Bk.</i>	500,000	167,686	1,039,444	100	115	120
ARIZONA.							NEW HAVEN—						
PHOENIX—							CITY—						
<i>Nat. Bk. of Arizona.</i>	100,000	57,778	462,517	100	150	<i>City Bk. of Hartford.</i>	440,000	80,859	840,400	100	85	90
<i>Phoenix Nat. Bank..</i>	100,000	8,319	743,368	100	125	<i>Conn. River Bg. Co.</i>	150,000	127,466	649,720	30	54
<i>Val. Bk. of Phoenix.</i>	100,000	32,000	500,000	100	*100	<i>Far. & Mech. Nat. Bk.</i>	500,000	167,686	1,039,444	100	115	120
ARIZONA.							NEW HAVEN—						
PHOENIX—							CITY—						
<i>Nat. Bk. of Arizona.</i>	100,000	57,778	462,517	100	150	<i>City Bk. of Hartford.</i>	440,000	80,859	840,400	100	85	90
<i>Phoenix Nat. Bank..</i>	100,000	8,319	743,368	100	125	<i>Conn. River Bg. Co.</i>	150,000	127,466	649,720	30	54
<i>Val. Bk. of Phoenix.</i>	100,000	32,000	500,000	100	*100	<i>Far. & Mech. Nat. Bk.</i>	500,000	167,686	1,039,444	100	115	120
ARIZONA.							NEW HAVEN—						
PHOENIX—							CITY—						
<i>Nat. Bk. of Arizona.</i>	100,000	57,778	462,517	100	150	<i>City Bk. of Hartford.</i>	440,000	80,859	840,400	100	85	90
<i>Phoenix Nat. Bank..</i>	100,000	8,319	743,368	100	125	<i>Conn. River Bg. Co.</i>	150,000	127,466	649,720	30	54
<i>Val. Bk. of Phoenix.</i>	100,000	32,000	500,000	100	*100	<i>Far. & Mech. Nat. Bk.</i>	500,000	167,686	1,039,444	100	115	120
ARIZONA.							NEW HAVEN—						
PHOENIX—							CITY—						
<i>Nat. Bk. of Arizona.</i>	100,000	57,778	462,517	100	150	<i>City Bk. of Hartford.</i>	440,000	80,859	840,400	100	85	90
<i>Phoenix Nat. Bank..</i>	100,000	8,319	743,368	100	125	<i>Conn. River Bg. Co.</i>	150,000	127,466	649,720	30	54
<i>Val. Bk. of Phoenix.</i>	100,000	32,000	500,000	100	*100	<i>Far. & Mech. Nat. Bk.</i>	500,000	167,686	1,039,444	100	115	120
ARIZONA.							NEW HAVEN—						
PHOENIX—							CITY—						
<i>Nat. Bk. of Arizona.</i>	100,000	57,778	462,517	100	150	<i>City Bk. of Hartford.</i>	440,000	80,859	840,400	100	85	90
<i>Phoenix Nat. Bank..</i>	100,000	8,319	743,368	100	125	<i>Conn. River Bg. Co.</i>	150,000	127,466	649,720	30	54
<i>Val. Bk. of Phoenix.</i>	100,000	32,000	500,000	100	*100	<i>Far. & Mech. Nat. Bk.</i>	500,000	167,686	1,039,444	100	115	120
ARIZONA.							NEW HAVEN—						
PHOENIX—							CITY—						
<i>Nat. Bk. of Arizona.</i>	100,000	57,778	462,517	100	150	<i>City Bk. of Hartford.</i>	440,000	80,859	840,400	100	85	90
<i>Phoenix Nat. Bank..</i>	100,000	8,319	743,368	100	125	<i>Conn. River Bg. Co.</i>	150,000	127,466	649,720	30	54
<i>Val. Bk. of Phoenix.</i>	100,000	32,000	500,000	100	*100	<i>Far. & Mech. Nat. Bk.</i>	500,000	167,686	1,039,444	100	115	120
ARIZONA.							NEW HAVEN—						
PHOENIX—							CITY—						
<i>Nat. Bk. of Arizona.</i>	100,000	57,778	462,517	100	150	<i>City Bk. of Hartford.</i>	440,000	80,859	840,400	100	85	90
<i>Phoenix Nat. Bank..</i>	100,000	8,319	743,368	100	125	<i>Conn. River Bg. Co.</i>	150,000	127,466	649,720	30	54
<i>Val. Bk. of Phoenix.</i>	100,000	32,000	500,000	100	*100	<i>Far. & Mech. Nat. Bk.</i>	500,000	167,686	1,039,444	100	115	120
ARIZONA.							NEW HAVEN—						
PHOENIX—							CITY—						
<i>Nat. Bk. of Arizona.</i>	100,000	57,778	462,517	100	150	<i>City Bk. of Hartford.</i>	440,000	80,859	840,400	100	85	90
<i>Phoenix Nat. Bank..</i>	100,000	8,319	743,368	100	125	<i>Conn. River Bg. Co.</i>	150,000	127,				

WHERE NAMES ARE PRINTED IN ITALICS FULLER RETURNS MAY BE FOUND IN THE ADVERTISING COLUMNS.

GEORGIA.

	Capital.	Surplus & Profits.	Gross Deposits.	Pr	Bid.	Ask.
ATLANTA—						
Amer. Tr. & Bkg. Co.	100,000	In Liquidation.				
Atlanta Nat. Bank..	500,000	367,348	4,397,885	100	250	300
Farmers' & Trad's Bk.	25,000	410	76,017	100
Fourth Nat. Bank..	400,000	249,082	2,826,951	100	155	165
Ga. Sav. Bk. & Tr. Co.	50,000	35,810	198,036	100	100
Germania Sav. Bank	p200,000	12,000	70,000	100	99	101
Lowry Nat'l Bank..	500,000	449,678	2,149,577	100	205	210
Maddox Rucker B. Co.	200,000	320,904	1,591,639	100	200
Neal Loan & Bkg. Co.	100,000	303,861	1,605,321	100	200
Third National Bk..	200,000	220,863	2,196,536	100	200
Title Guar. & Tr. Co.	500,000	200,689	344,679	100	100	105
Trust Co. of Georgia.	250,000	70,126	93,217	100	103
AUGUSTA—						
Angusta Savings Bk.	50,000	54,838	723,768	100	120
Georgia RR. Bank..	200,000	231,141	2,126,908	100
Irish-American Bk..	p15,000	19,643	192,717	100	100
Nat. Bk. of Augusta.	250,000	147,462	392,158	100	120
Nat. Exchange Bk..	400,000	126,879	681,850	100	120
Planters' L. & S. Bk.	50,000	55,523	664,822	10	16	18
Union Savings Bank	30,000	41,031	413,538	100	140
Equitable Trust Co..	285,000	11,962	57,165	100	92	95
COLUMBUS—						
Columbus Sav. Bk..	200,000	58,402	520,923	50	65	70
Fourth Nat'l Bank..	100,000	129,526	432,725	100	150	160
Home Savings Bank	50,000	4,814	125,324	100	104	105
Merch. & Mech. Bk..	125,000	57,003	216,967	100	120	125
Nat. Bk. of Columbus	100,000	167,156	470,619	100	175	176
Third Nat'l Bank ...	200,000	158,025	590,644	100	140	145
MACON—						
American Nat. Bank	250,000	155,481	877,975	100	120	125
Cent. Georgia Bank.	100,000	8,945	129,824	100	85	86
Commer'ol & Sav. Bk.	50,000	37,812	364,527	100	120	125
Exchange Bank.....	500,000	130,858	1,406,895	100	88	87
Home Sav. Bank.....	p50,000	10,606	107,492	100	103	105
Macon Savings Bank	100,000	6,920	194,592	100	70	73
Union Sav. Bk. & Tr.	200,000	23,993	490,824	100	85	86
Ga. Tit. & Guar. Tr. Co.	50,000	New company.		100
SAVANNAH—						
Chatham Bank.....	150,000	41,909	534,904	100	80
Citizens' Bank.....	500,000	313,113	2,278,157	100	155
Commercial Bank..	50,000	10,665	235,119	100	108	110
Germania Bank.....	300,000	230,709	1,351,744	100	148½	150
Merchants' Nat. Bk.	500,000	134,823	393,822	100	103	105
Nat. Bk. of Savannah	250,000	280,149	811,860	100	170	175
Oglethorpe Sav. & Tr.	p125,000	86,711	566,841	100	125
Savannah Bk. & Tr. Co.	350,000	173,208	1,304,696	100	130	133
So. Bk. State of Ga..	500,000	505,049	2,343,407	100	170	173
Savannah Trust Co..	500,000	103,419	390,014	100	96	98

IDAHO.

	Capital.	Surplus & Profits.	Gross Deposits.	Pr	Bid.	Ask.
BOISE CITY—						
Bank of Commerce..	100,000	66,000	1,050,000
Boise City Nat. Bk..	100,000	48,262	1,022,917
Capital State Bank.	100,000	28,500	876,000
First Nat. of Idaho..	100,000	35,585	730,983

ILLINOIS.

	Capital.	Surplus & Profits.	Gross Deposits.	Pr	Bid.	Ask.
CHICAGO—						
Bankers' Nat. Bank.	2,000,000	1,056,072	13,255,822	100	181	184
Calumet Nat. Bank..	100,000	32,095	733,694	100	210
Chicago City Bank..	200,000	126,979	1,221,267	100	165
Chicago Nat. Bank..	a1,000,000	1,431,204	21,556,122	100	360	375
Chicago Sav'gs Bank	500,000	a10,259	1,207,967	100	132	135
Commercial Nat. Bk.	2,000,000	1,682,344	29,383,170	100	300	310
Continental Nat. Bk.	3,000,000	1,383,886	37,696,448	100	240	245
Cook Co. State S. Bk.	50,000	8,752	317,961
Corn Exch. Nat. Bk..	3,000,000	3,295,664	41,319,212	100	390	395
Drexel State Bank..	200,000	14,715	719,755	100	115	120
Drovers' Dep. Nat. Bk.	600,000	254,011	4,972,908	100	195	200
First National Bank.	8,000,000	6,018,240	90,526,631	100	365	370
First Nat. Englewood	100,000	96,198	1,320,670	100	200
Foreman Bros Bg. Co.	500,000	642,608	4,033,980	100
Ft. Dearborn Nat. Bk.	500,000	164,784	7,223,199	100	160	165
Hamilton Nat. Bank	500,000	126,910	1,700,490	100	118	122
Hibernian B'k'g Ass.	1,000,000	1,018,040	14,178,811	100	220	240
Home Savings Bk....	100,000	98,393	3,604,642	100	210
Manufacturers' Bk..	200,000	7,137	224,739	100	108
Milwaukee Av. State.	250,000	223,475	2,992,484	100	115	118
Nat. Bk. of No. Amer.	2,000,000	753,201	13,245,417	100	139	142
Nat. B'k of Republic.	2,000,000	892,805	15,644,013	100	158	162
Nat. Live Stock Bk..	1,000,000	1,281,503	7,941,184	100	280	290
Oakland Nat. Bank..	50,000	49,531	735,670	100	200
Peoples' Tr. & Sav. Bk.	200,000	New Bank.		120
Prairie State Bank..	250,000	140,898	5,059,347	100	165
Pullman L. & Sav. B'k	200,000	243,382	2,968,951	100	200
So. Chicago Sav. Bk..	200,000	20,040	678,811	100	102	105
State Bk. of Chicago.	1,000,000	496,719	11,902,160	100	235	240
Stock Yds. Sav. Bk..	250,000	70,612	1,221,302	100	165
Union Stk. Yds. St. Bk.	200,000	New Bank.		120
Amer. Tr. & Sav. Bank	2,000,000	1,306,990	17,310,172	100	195	200
Central Tr. Co. of Ill.	4,000,000	1,327,930	6,420,098	100	119	121
Colonial Tr. & Sav. Bk.	200,000	72,747	1,029,539	100	175
Drovers' Tr. & Sav. Bk.	200,000	41,510	1,609,903	100	165	175
Equitable Trust Co..	500,000	340,201	3,839,807	100
Federal Tr. & Sav. Bk.	2,000,000	799,203	8,481,916	100	139	141
First Mort. Bond & Tr.	250,000	21,235	100	95	98
First Tr. & Sav. Bk..	1,000,000	231,419	9,995,563
Illinois Tr. & Sav. B'k	4,000,000	6,146,861	80,921,774	100	590	600
Jackson Tr. & Sav. Bk.	250,000	50,534	449,680	125
Merchants' L. & Tr. Co.	3,000,000	3,542,605	42,585,495	100	340	350
Metropol'n T. & S. Bk.	750,000	230,669	4,032,915	100	118	125
Northern Tr. Co., Bk.	1,000,000	1,623,193	23,110,153	100	495	510
Royal Trust Co.....	500,000	426,678	4,028,204	100	147	160
Union Trust Co.....	1,000,000	481,242	9,298,453	100	200
West. Tr. & Sav. Bk.	1,000,000	135,095	3,927,680	100	140	150
PEORIA—						
Central Nat. Bank..	200,000	71,847	1,917,822	100
Com'l-Ger. Nat. B'k.	550,000	185,900	3,934,200
First Nat. Bank.....	150,000	265,879	2,540,261	100
Home Sav. & State..	120,000	30,000	975,000	100
Illinois Nat. Bank..	200,000	61,896	1,769,010	100
Merchants' Nat. B'k.	200,000	133,404	1,634,715	100
Peoria Nat. Bank....	200,000	42,470	1,182,167	100
Sav. Bank of Peoria.	150,000	271,369	1,676,844	100
ROCKFORD—						
Forest City Nat. Bk.	100,000	82,744	663,708	100
Manuf's Nat. Bank..	125,000	102,846	1,154,698	100
People's B'k & Tr. Co.	125,000	41,265	991,302	100
Rockford Nat. Bank.	100,000	105,860	815,798	100
Third Nat. Bank....	100,000	151,569	1,061,958	100
Winnebago Nat. Bk..	100,000	208,965	1,241,731	100

INDIANA.

	Capital.	Surplus & Profits.	Gross Deposits.	Pr	Bid.	Ask.
EVANSVILLE—						
Citizens' Nat. Bank.	200,000	59,960	1,172,362	100	160	175
City National Bank.	350,000	128,064	2,707,149	100	175	180
Old Nat. Bank.....	500,000	201,905	2,259,726	100	135	150
West Side Bank.....	50,000	9,894	284,281	120	140
Evansv. Tr. & Sav. Co.	100,000	7,760	565,923	100	100	105
Ohio Valley Tr. Co..	100,000	11,000	100
FORT WAYNE—						
First Nat. Bank.....	300,000	179,563	1,214,854	100	135
Hamilton Nat. Bank	200,000	308,107	2,049,892	100	225
Old National Bank..	350,000	160,877	1,157,224	100	140
White Nat. Bank....	200,000	123,331	1,631,600	100	125
Citizens' Trust Co..	p200,000	5,000	455,000	p50
Fort Wayne Tr. Co..	200,000	52,116	969,939	p50
Peoples' Tr. & Sav. Co.	p100,000	5,870	473,591
INDIANAPOLIS.						
American Nat. Bank	1,000,000	268,984	5,206,295	100	153	155
Capital Nat. Bank...	300,000	168,616	3,151,259	100	148
Columbia Nat. Bank.	300,000	28,299	1,692,748	100	107	109½
Fletcher Nat. Bank..	500,000	566,193	7,857,767	100
Indiana Nat. Bank..	1,000,000	608,935	7,418,425	100	222	225
Merchants' Nat. Bk..	1,000,000	486,525	5,663,649	100	196
Peoples' Deposit Bk.	40,000	3,194	128,808	100	110	115
Union Nat. Bank....	200,000	437,038	100	104	

WHERE NAMES ARE PRINTED IN ITALICS FULLER RETURNS MAY BE FOUND IN THE ADVERTISING COLUMNS.

KENTUCKY—(CONCLUDED.)

Table listing banks in Kentucky with columns for Capital, Surplus & Profits, Gross Deposits, Pr, Bid, Ask, and Per share.

LOUISIANA.

Table listing banks in Louisiana with columns for Capital, Surplus & Profits, Gross Deposits, Pr, Bid, Ask, and Per share.

MAINE.

Table listing banks in Maine with columns for Capital, Surplus & Profits, Gross Deposits, Pr, Bid, Ask, and Per share.

MARYLAND.

Table listing banks in Maryland with columns for Capital, Surplus & Profits, Gross Deposits, Pr, Bid, Ask, and Per share.

MASSACHUSETTS.

Table listing banks in Massachusetts with columns for Capital, Surplus & Profits, Gross Deposits, Pr, Bid, Ask, and Per share.

* Sale price. † Book value. § Deposits include trust accounts. a Capital to be increased. d No deposits; does not do a general banking business. e This is the so-called "Weekly Deposits," now forming capital on which dividends are paid. z Ex-dividend. y Capital paid in; authorized amount is larger. ; Surplus to be increased.

WHERE NAMES ARE PRINTED IN ITALICS FULLER RETURNS MAY BE FOUND IN THE ADVERTISING COLUMNS.

MASSACHUSETTS.—(CONCLUDED.)

	Capital.	Surplus & Profits	Gross Deposits.	Pr	Bid.	Ask.
LOWELL—						
Appleton Nat. Bank.	300,000	128,943	872,035	100	108	Per share
Old Lowell Nat. Bk.	200,000	63,844	499,984	100	105
Prescott Nat. Bank.	300,000	119,795	487,737	100	106
Traders' Nat. Bank.	200,000	214,937	2,518,964	100	125
Union Nat. Bank.	350,000	218,915	1,776,350	100	160
Wamesit Nat. Bank.	250,000	77,271	827,332	100	103
Lowell Trust Co.	125,000	48,810	871,789	100	105
Mid'sex S.D. & Tr. Co.	100,000	7,930	405,739	100	60
LYNN—						
Central Nat. Bank.	200,000	170,888	741,435	100	Per share
First National Bank.	500,000	243,830	1,183,229	100
Lynn National Bank.	100,000	185,845	1,017,628	100
Manufac's Nat. Bank	200,000	66,473	754,860	100
National City Bank.	200,000	187,676	705,806	100
Nat. Security Bank.	100,000	172,367	808,842	100
Lynn S. Dep. & Tr. Co.	100,000	136,499	891,260	100
Security S.D. & Tr. Co.	200,000	115,311	985,910	100
NEW BEDFORD—						
First National Bank.	1,000,000	280,482	764,468	100	139	140
Mechanics' Nat. Bk.	600,000	247,616	1,225,279	100	144
Merchants' Nat. Bk.	1,000,000	760,821	1,720,813	100	198
N. Bed. S. Dep. & Tr. Co.	200,000	41,213	657,379	100	110
PEABODY—						
Warren Nat. Bank.	250,000	130,914	520,096	100	120	125
SALEM—						
Atlantic Nat. Bank.	200,000	98,939	487,211	100	100	103
Merchantile Nat. Bank	200,000	78,692	776,884	100	95	98
Merchants' Nat. Bank	200,000	158,446	922,562	50	67½	75
Naumkeag Nat. Bank	500,000	348,080	907,111	100	131½	135
Salem Nat. Bank.	200,000	74,715	513,634	100	75	80
SPRINGFIELD—						
Agawam Nat. Bank.	300,000	15,461	358,032	100	50	55
Chapin Nat. Bank.	500,000	177,361	2,347,559	100	110	130
Chicopee Nat. Bank.	400,000	188,151	1,966,316	100	150	160
City National Bank.	250,000	211,429	1,206,232	100	140	150
First National Bank.	400,000	119,955	788,429	100	110	115
John Hancock Nat.	250,000	89,521	334,563	100	90	100
Second Nat. Bank.	300,000	208,051	1,108,245	100	135	145
Springfield Nat. B'k	208,900	290,972	2,004,504	100	175	190
Third Nat. Bank.	500,000	470,350	2,082,054	100	215	225
Hampden Trust Co.	100,000	In volun	tary liquid at i on.			
Springfield S.D. & Tr.	500,000	440,898	3,111,137	100	175	200
TAUNTON—						
Bristol Co. Nat. Bank	500,000	179,262	643,443	100	120
Machinists' Nat. Bk.	200,000	133,174	292,700	100	160
Taunton Nat. Bank.	600,000	226,313	600,159	100	120
Taunton S.D. & Tr. Co.	200,000	In hands	of receiv er.			
WORCESTER—						
Citizens' Nat. Bank.	150,000	Absorbed	by Worc. S. D. & Tr. Co.			
Mechanics' Nat. Bk.	200,000	98,563	2,290,777	100	105
Quinsigam'd Nat. Bk.	250,000	207,685	1,717,914	100	137
Worcester Nat. Bank	250,000	313,655	2,884,825	100	180	200
Worcester Trust Co.	500,000	591,163	8,749,489	100	225

MICHIGAN.

	Capital.	Surplus & Profits	Gross Deposits.	Pr	Bid.	Ask.
BAY CITY—						
Bay City Bank.	150,000	110,988	1,739,698	100	150	160
Bay County Sav. Bk.	50,000	37,183	753,722	100	162	165
Commercial Bank.	100,000	10,475	519,834	100	95	100
First National Bank.	100,000	88,147	1,017,362	100	170
Old Second Nat. Bk.	200,000	121,223	796,338	100	100	110
DETROIT—						
Am. Exch. Nat. Bk.	400,000	173,932	3,084,467	100	106
Central Sav. Bank.	100,000	36,180	669,527	100	113
Citizens' Sav. Bank.	200,000	47,009	1,422,097	100	100
Commercial Nat. Bk.	1,000,000	537,394	5,547,057	100	152
Detroit Sav. Bank.	400,000	519,144	7,423,242	100	230
Det. United B'k, Ltd.	100,000	11,740	401,884	100	108
Dime Sav. Bank.	200,000	128,644	3,493,930	100	144	150
First National Bank.	500,000	243,852	5,174,583	100	150
German-Am. Bank.	100,000	64,999	1,386,084	100	150
Home Sav. Bank.	200,000	125,212	3,282,452	100	150
Marine Sav. Bank.	100,000	40,067	523,206	100	105
Michigan Sav. Bank.	250,000	140,978	1,836,422	100	150
Old Detroit Nat. Bk.	2,000,000	521,165	6,928,873	100	129
Peninsular Sav. Bk.	300,000	69,742	4,017,707	100	125
People's Sav. Bank.	500,000	298,577	9,482,866	1000	1200
State Sav. Bank.	1,000,000	846,774	14,135,659	100	230
Union Nat. Bank.	200,000	39,923	588,780	100	95
U. S. Sav. Bank.	150,000	38,567	729,787	100	110
Wayne Co. Sav. Bk.	400,000	756,801	10,680,524	100	300
Detroit Trust Co.	500,000	717,491	1,879,794	100	217½
Union Trust Co.	500,000	421,378	3,297,006	100	200
GRAND RAPIDS—						
Comm'l Sav. Bk.	200,000	9,895	615,812	100	100	105
Fifth Nat. Bank.	100,000	30,010	758,261	100	115	120
Fourth Nat. Bank.	300,000	142,159	2,745,620	100	175	180
Gr. Rapids Nat. Bk.	500,000	146,319	1,826,640	100	118	120
Gr. Rapids Sav. Bk.	150,000	58,604	2,011,198	100	150
Kent Co. Sav. Bank.	50,000	199,348	2,722,173	50	300
National City Bank.	500,000	188,414	1,986,574	100	135
Old National Bank.	800,000	445,327	4,340,496	100	185
People's Savings Bk.	100,000	39,745	1,905,307	100	170	200
State Bank of Mich.	150,000	129,393	2,560,254	100	195	200
Michigan Trust Co.	200,000	130,652	495,212	100	200
SAGINAW—						
Bank of Saginaw.	200,000	198,887	1,941,478	100	175	180
Commercial Nat. Bk.	100,000	112,614	816,609	100	150	160
Peoples' Savings Bk.	50,000	52,498	706,474	100	150
Saginaw Co. Sav. Bk.	50,000	70,547	661,930	100	200
Sav. Bk. of E. Sagin'w	100,000	134,720	2,768,666	100	200	205
Second Nat. Bank	200,000	447,421	3,782,749	100	320

MINNESOTA.

	Capital.	Surplus & Profits	Gross Deposits.	Pr	Bid.	Ask.
DULUTH—						
American Exch. Bk.	500,000	323,627	3,699,829	100	170
City Nat. Bank.	500,000	31,252	1,087,680	100	105
Duluth Sav. Bank.	100,000	3,304	268,099	100
First National Bank.	500,000	724,237	5,268,737	100	245
MINNEAPOLIS—						
Clarke Nat. Bank.	200,000	1,200	175,000	100	Per share
First National Bank.	2,000,000	1,417,143	9,377,424	100	175	180
German-Amer. Bk.	60,000	67,214	939,079	100	160
Germania Bank.	50,000	18,000	230,000	100	100
Hennepin Co. Sav. B.	100,000	62,414	3,271,436	100	175	200
Nat. Bk. of Comm'ee	1,000,000	306,177	4,321,839	100	132	135
Northwest. Nat. Bk.	1,000,000	692,325	7,489,075	100	190	192
People's Bk. of Minn.	60,000	9,035	314,147	100	100
St. Anthony Falls Bk.	125,000	67,080	943,526	100	150	160

MINNESOTA—(CONCLUDED.)

	Capital.	Surplus & Profits	Gross Deposits.	Pr	Bid.	Ask.
MINNEAP.—(Con.)						
Security Bank	1,000,000	399,705	8,405,988	100	155	157
South Side State B'k.	500,000	26,500	250,000	100	160
Swed.-Amer. Nat. Bk.	250,000	145,198	2,394,218	100	150
Minneapolis Tr. Co.	500,000	150,000	d	100	132
Minn. Loan & Tr. Co.	500,000	154,354	1,199,848	100	120	123
Minn. Tr. Ins. & Tr. Co.	250,000	12,500	320,000	25
ST. PAUL—						
American Nat. Bk.	200,000	19,136	944,138	100	103	104
Capital Bank.	100,000	51,830	647,455	100	120	130
First National Bank.	1,000,000	861,010	6,357,623	100	250	260
Merchants' N. Bank.	1,000,000	336,671	5,424,983	100	142	145
Nat. Ger.-Amer. Bk.	1,000,000	227,040	6,363,489	100	133	136
St. Paul Nat. Bank.	600,000	111,511	1,961,371	100	105
Scand'vian-Am. Bk.	100,000	66,338	1,695,355	100	135
Second Nat. Bank.	200,000	228,783	2,565,975	100	215
State Bank.	25,000	10,254	171,078	100	100
Northwest. Tr. Co.	200,000	25,491	d	100	107½	110
Security Trust Co.	250,000	29,259	216,007	100	100	110

MISSISSIPPI.

	Capital.	Surplus & Profits	Gross Deposits.	Pr	Bid.	Ask.
VICKSBURG—						
American Nat. Bank	100,000	23,019	388,941	100	135
City Sav. & Trust Co.	250,000	1,091	281,600	100	140
Delta Tr. & B'k'g Co.	100,000	50,005	525,000	100	150
First National Bank	200,000	99,095	770,317	100	150
Merchants' Nat. Bk.	100,000	192,589	802,603	100
Peoples' S. Bk. & L.	100,000	171,167	950,893	25

MISSOURI.

	Capital.	Surplus &
--	----------	-----------

WHERE NAMES ARE PRINTED IN ITALICS FULLER RETURNS MAY BE FOUND IN THE ADVERTISING COLUMNS.

NEW YORK.—(CONCLUDED.)

Table listing financial data for various banks and trust companies in New York, including columns for Capital, Surplus & Profits, Deposits, and Per Share values.

NORTH DAKOTA.

Table listing financial data for banks in North Dakota, including columns for Capital, Surplus & Profits, Gross Deposits, and Per Share values.

OHIO.

Table listing financial data for banks and trust companies in Ohio, including columns for Capital, Surplus & Profits, Gross Deposits, and Per Share values.

NORTH CAROLINA.

Table listing financial data for banks and trust companies in North Carolina, including columns for Capital, Surplus & Profits, Deposits, and Per Share values.

Table listing financial data for banks and trust companies in North Carolina, including columns for Capital, Surplus & Profits, Gross Deposits, and Per Share values.

* Sale price. † Book value. a This company is to be dissolved. b Capital to be increased. c Capital and surplus to be increased. l New stock. p Amount paid in. x Ex-divident. s Capital to be reduced to \$1,000,000

WHERE NAMES ARE PRINTED IN ITALICS FULLER RETURNS MAY BE FOUND IN THE ADVERTISING COLUMNS.

OHIO.—(CONCLUDED.)

	Capital.	Surplus & Profits	Gross Deposits.	P'r	Bid.	Ask.
TOLEDO—(Con.)	\$	\$	\$		Per share	
Nat. Bk. of Commerce	500,000	204,090	2,700,781	100	160	164
Northern Nat. Bank	300,000	399,084	2,026,165	100	240
Ohio Sav. Bk. & Tr. Co.	600,000	239,589	2,311,475	100	150	156
Second Nat. Bank	350,000	993,361	1,669,677	100	378
Secur'y S. Bk. & Tr. Co.	250,000	40,045	773,715	100	117	120
Tol. Sav. Bk. & Tr. Co.	100,000	237,373	1,688,011	100
Union Savs. Bank	250,000	133,714	1,120,035	100	170	180
YOUNGSTOWN—					Per share	
Commercial Nat. Bk.	200,000	100,000	680,000	100	115	120
Dollar Sav. & Tr. Co.	1,000,000	225,000	3,650,000	100	160
First National Bank	1,000,000	319,185	4,577,054	100	190
Mahoning Nat. Bank	229,000	154,665	913,705	100
Second Nat. Bank	200,000	Consoli	dated with	Fir	st Nat.	Bk.
Wick National Bank	500,000	146,270	1,649,133	100

OKLAHOMA TERRITORY.

	Capital.	Surplus & Profits	Gross Deposits.	P'r	Bid.	Ask.
GUTHRIE—					Per share	
Guthrie Nat'l Bank	150,000	10,999	875,500	100
Guthrie Sav. Bank	25,000	1,589	111,972	100
Logan County Bank	25,000	8,316	231,394	100
Nat. Bk. of Commerce	100,000	419	209,188	100
OKLAHOMA CITY—					Per share	
American Nat. Bank	100,000	7,186	390,715
Bank of Commerce	25,000	35,582	290,134
Commercial Nat. Bk.	100,000	11,466	344,558
Okla. City Nat. Bk.	100,000	5,683	166,289
Okla. City Sav. Bk.	50,000	Consol. w	ith Americ	an	Nat.	Bank
State National Bank	200,000	31,818	766,144
Western Nat'l Bank	100,000	26,999	737,426

OREGON.

	Capital.	Surplus & Profits	Gross Deposits.	P'r	Bid.	Ask.
PORTLAND—					Per share	
First National Bank	500,000	943,363	8,315,076
Ladd & Tilton Bank	250,000	Private	Bank
Merchants' N. Bank	250,000	127,262	3,089,132
Security Sav. & Tr. Co.	250,000	110,500	3,076,660	100
Unit. States N. Bank	300,000	111,098	2,444,251
Pacific Trust Co.	52,000
Portland Trust Co.	290,000	551,617	100

PENNSYLVANIA.

	Capital.	Surplus & Profits	Gross Deposits.	P'r	Bid.	Ask.
ALLEGHENY—					Per share	
Bk. of Secured Savs.	125,000	79,812	1,110,505	50	90	105
Enterprise Nat. Bk.	200,000	258,944	2,087,042	50	108½	125
First Nat. Bank	350,000	99,238	866,731	100	150
German Nat. Bank	200,000	764,315	3,229,731	100	500
Ohio Valley Bank	100,000	25,573	234,142	100	150	165
Second Nat. Bank	300,000	768,969	1,232,085	100	380
Allegheny Trust Co.	700,000	164,311	2,396,775	100	140	145
Dol. Sav. Fund & Tr.	1,000,000	1,052,569	2,339,414	100	290	341
Manchester Sav. Bk. & Trust Co.	125,000	30,480	198,000	50
Provident Trust Co.	150,000	43,781	729,776	100
Real Est. Sav. & Tr. Co.	200,000	32,527	439,240	100	120	140
Work. S. Bk. & Tr. Co.	100,000	437,741	3,320,748	50	300	360
ALLENTOWN—					Per share	
Allentown Nat. Bank	1,000,000	749,474	1,971,218	40	55	60
Merchants' Nat. Bk.	200,000	34,724	818,320	100	125	130
Second Nat. Bank	300,000	334,413	1,387,992	100	200	210
Leh. Val. T. & S. D. Co.	125,000	225,779	1,243,910	50	125	130
ALTOONA—					Per share	
First National Bank	150,000	219,809	2,136,855	100	295
Second Nat. Bank	100,000	63,844	582,015	100	130	140
Altoona Trust Co.	191,375	18,092	946,865	100	105	110
Cent. Penna. Tr. Co.	240,500	44,856	1,090,229	100	145	150
Real Est. Tl. & Tr. Co.	125,000	28,956	86,690	100	115	120
Union Trust Co.	125,000	57,600	263,000	100	115	120
ERIE—					Per share	
First National Bank	150,000	301,194	2,209,145	100	210
Marine Nat. Bank	150,000	318,727	1,312,725	100	200
Second Nat. Bank	300,000	137,023	1,588,736	100	110
Erie Trust Co.	200,000	136,797	1,360,733	100	150
HARRISBURG—					Per share	
Commercial Bank	50,000	16,168	284,725	50	65
Dauphin Deposit Bk.	300,000	217,000	2,884,000	Private	Bank
East End Bank	50,000	6,100	192,360	50	55
First National Bank	100,000	420,919	1,354,601	100	425	450
Harrisburg N. Bank	300,000	264,152	1,851,098	25	58
Mechanics' Bank	100,000	115,000	1,550,000	Private	Bank
Merchants' N. Bank	100,000	78,598	590,762	100	225	250
Central Gu. Tr. & S. D. Company	125,000	76,897	513,103	a25	50	60
Harrisburg Trust Co	400,000	234,115	2,109,814	100	180	200
LANCASTER—					Per share	
Conestoga N. Bank	200,000	240,024	1,057,129	100	250	254
Farmers' Nat. Bank	450,000	315,845	792,605	50	115	116
First National Bank	210,000	199,631	346,146	100	215	220
Fulton Nat. Bank	200,000	108,800	952,924	100	195
Lancast'r Co. N. Bank	300,000	269,525	712,791	50	124	125
Northern Nat. Bank	125,000	45,000	440,000	100	134	135
People's Nat. Bank	200,000	105,173	786,589	100	134	137
City Sav. F. & T. Co.	150,000	108,039	1,139,571	100	160	167
Lancaster Trust Co.	250,000	476,614	4,200,841	100	310	320
North. Tr. & Sav. Co.	125,000	27,113	671,935	50	70	72
People's Tr. S. & Dep.	125,000	180,147	2,636,596	100	150	155
Union Trust Co.	a150,000	37,891	783,562	a50	80	82
PHILADELPHIA—					Per share	
Bank of Commerce	200,000	50,000	New bank.
Bank of No. Amer.	1,000,000	2,114,515	10,899,000	100	275	280
Centennial N. Bank	300,000	343,278	3,410,000	100
Central Nat. Bank	750,000	2,420,775	9,618,000	100
Consolidation N. Bk.	300,000	297,500	1,654,000	30	41
Corn Exch. N. Bank	500,000	860,658	16,710,000	50
Eighth Nat. Bank	275,000	735,066	2,564,000	100	305	308
Far. & Mech. Nat. Bk.	2,000,000	1,021,611	15,671,000	100	126¼
First National Bank	1,000,000	691,325	11,593,000	100
Fourth St. Nat. Bank	3,000,000	4,734,037	40,886,000	100	259
Franklin Nat. Bank	1,000,000	1,569,903	25,691,000	100
Girard Nat'l Bank	2,000,000	2,658,752	30,338,000	100	225	227
Kensington N. Bank	250,000	238,708	1,079,000	50
Manayunk N. Bank	200,000	284,540	1,644,489	100
Manufacturers' N. Bank	500,000	313,256	2,310,000	100	110
Market St. Nat. Bank	1,000,000	644,482	6,937,000	100	145	149
Merchants' N. Bank	600,000	717,635	14,623,000	100
Nat. Bk. of Germant'n	200,000	506,180	2,080,577	50
Nat. Bk. of No. Lib.	500,000	794,451	3,859,000	100	220	230
Nat. Security Bank	250,000	515,659	2,590,000	100
Ninth National Bank	300,000	434,179	2,400,000	100
Northern Nat. Bank	200,000	158,724	1,600,000	100

PENNSYLVANIA.—(CONTINUED.)

	Capital.	Surplus & Profits	Gross Deposits.	P'r	Bid.	Ask.
PHILADEL.—(Con.)	\$	\$	\$		Per share	
Northwest Nat. Bk.	200,000	384,193	2,614,000	100
Penn National Bank	500,000	910,329	5,464,000	50	126¾
Philadel'va Nat. Bank	1,500,000	2,425,934	37,618,000	100	296
Quaker City Nat. Bk.	500,000	348,264	2,537,000	100	115
Ridge Ave. Bank	150,000	56,806	656,399	50	55
Second Nat. Bank	280,000	364,323	1,713,000	100
Sixth Nat. Bank	150,000	216,983	1,218,000	100
Southwark Nat. Bk.	250,000	145,599	1,152,000	50	70
Southwestern N. Bk.	200,000	115,467	773,000	100
Tenth Nat. Bank	200,000	83,064	1,241,000	100	100
Third Nat. Bank	600,000	697,463	4,738,000	100
Tradesmen's Nat. Bk.	500,000	575,420	4,971,000	50
Union Nat. Bank	500,000	635,520	3,838,000	50	114
Western Nat. Bank	400,000	224,406	3,011,000	50	82
For detailed statements of Philadelphia Trust Cos. see Chron. Feb. 6, 1904						
American Trust Co.	200,000	49,902	428,326	50
Cent. Tr. & Sav. Co.	500,000	147,178	1,558,408	50	70
City Trust Safe Deposit & Surety Co.	500,000	278,651	2,387,960	100	115
Colonial Trust Co.	250,000	161,415	408,034	50	90	91
Columbia Ave. Tr. Co.	400,000	167,448	1,791,901	100	100½
Commercial Tr. Co.	1,000,000	1,471,368	10,922,990	100
Com. Tl. Ins. & Tr. Co.	1,000,000	1,115,827	5,092,826	100
Cont. Title & Tr. Co.	p500,000	191,984	3,201,168	25	36
Equitable Trust Co.	1,000,000	277,059	3,553,159	100	125
Excelsior Tr. & S. Fd.	150,000	9,892	590,226	25	27½
Fidelity Trust Co.	2,000,000	5,596,006	20,630,767	100	665
Finance Co., 1st Prf.	1,707,100	{ 730,597	3885,465 }	100	105½
2d Prf.	1,786,100					85
Frankford Real Est. Tr. & Safe Dep. Co.	125,000	74,902	1,233,201	50		

WHERE NAMES ARE PRINTED IN ITALICS FULLER RETURNS MAY BE FOUND IN THE ADVERTISING COLUMNS.

PENNSYLVANIA.—(CONCLUDED.)

	Capital.	Surplus & Profits.	Gross Deposits.	P'r	Bid.	Ask.
PITTSBURGH—(Con.)—	\$	\$	\$		Per	share
U. S. Nat. Bank.....	500,000	192,770	492,089	100	146
Washington Nat. Bk.	200,000	121,696	724,834	100
West. Sav. & Dep. Bk.	250,000	257,574	1,050,959	50	105	120
Central Sav. & Tr. Co	125,000	28,701	177,015	50	65
Colonial Trust Co....	p3,881,445	5,667,437	10,308,563	100
Commonwe'lh Tr. Co.	1,500,000	1,178,779	1,927,171	100
Continental Tr. Co.	419,250	24,912	269,105	100	98
East End S. & Tr. Co.	250,000	85,049	478,883	100	135	200
Equitable Trust Co.	750,000	369,812	729,275	100	160	172
Franklin Sav. & Tr.	p192,405	37,512	148,774	50
Fidel. Title & Tr. Co.	2,000,000	4,341,513	7,453,553	100	450	460
German Tr. Co.....	161,600	81,336	110,521	25
Ger. Amer. Sa. & Tr.	1,000,000	577,184	904,159	100
Guar. Title & Tr. Co.	1,000,000	840,458	1,702,099	100	176
Guardian Trust Co.	500,000	500,000	Reorgan.	25
Hazlewood S. & Tr. Co.	p125,000	31,425	329,658	100	125
Hill Top Sav. & Tr. Co	150,000	14,008	461,194	50	71
Home Trust Co.....	500,000	114,449	1,159,982	100	121
Internat. Sav. & Tr.	253,874	54,029	77,201	25
Iron City Tr. Co....	2,000,000	694,710	1,337,022	100	115½
Land Title & Tr. Co.	477,803	95,561	200,903
Mercantile Trust Co.	p701,900	250,350	1,426,504	100	115	150
Merch. Sav. & Tr. Co.	500,000	124,101	550,792	50
Mt. Wash. S. & Tr. Co.	125,000	6,122	96,550	50
North Amer. Sav. Co.	1,000,000	1,008,779	1,541,145	50
Oakland Sav. & Tr. Co	200,000	130,689	459,058	100
People's Trust Co....	250,000	35,763	777,277	100
Pittsburgh Trust Co.	2,000,000	4,133,184	10,123,946	100	500
Real Estate Tr. Co.	2,000,000	2,031,144	2,763,845	100	220	225
St. Clair Sav. & Tr. Co	125,000	4,806	110,184
Safe Dep. & Tr. Co.	3,000,000	7,500,000	52,391	100	397	400
South Hills Trust Co.	125,000	4,234	155,117	100
South Side Trust Co.	300,000	31,512	537,580	100
Treasury Trust Co....	a127,884	25,562	88,698	100
Union Trust Co.....	1,500,000	17235562	29,955,014	100	2200
West End Sav. Bank & Trust Co.....	125,000	227,017	958,301	50
READING—					Per	share
Farmers' Nat. Bank.	400,020	711,720	1,454,471	30	100
First National Bank.	500,000	181,495	1,058,212	100	145
Keystone Nat. Bank	100,000	125,487	576,851	100	230
Nat. Union Bank.....	200,000	646,217	1,423,085	25	125
Neversink Bank.....	50,000	7,565	104,260	50	50
Penn. Nat. Bank.....	100,000	196,800	638,946	100	290
Reading Nat. Bank..	200,000	224,976	647,757	100	215
Schnylkill Valley Bk.	100,000	130,257	460,025	50	110
Second Nat. Bank...	300,000	432,673	664,744	100	235	240
Berks Co. Trust Co..	249,540	62,457	882,824	10	14	14½
Colonial Trust Co...	250,000	158,334	631,629	10	15	15½
Pennsylvania Tr. Co.	250,000	288,533	1,632,076	100	205	210
Reading Trust Co....	500,000	182,366	755,483	100	145
SCRANTON—					Per	share
County Sav. Bk. & Tr.	100,000	216,739	1,794,130	100	400	440
Dime Dep. & Dis. Bk.	100,000	220,752	2,189,360	50	200	210
First National Bank	200,000	1,897,417	8,798,666	100	1475	1525
Merch. & Mech. Bk..	250,000	358,275	1,973,150	25	65	75
People's Bank.....	100,000	45,648	355,431	100	162	165
Scranton Sav. Bank.	100,000	368,827	2,241,645	100	760	800
South Side Bank....	60,000	8,489	216,066	100	130	132½
Third Nat. Bank....	200,000	755,930	3,469,406	100	750
Traders' Nat. Bank..	250,000	190,148	1,630,614	100	240	250
West Side Bank....	60,000	61,081	809,093	208
Lack. Tr. & S. D. Co.	250,000	234,904	1,359,488	100	255	265
Title Guar. & Tr. Co.	p761,900	389,033	825,389	100	163	165
WILKES-BARRE—					Per	share
Anthracite Sav. Bk.	200,000	410,704	1,467,502	50	200
First National Bank.	375,000	322,857	1,405,457	100	200
Miners' Savings Bk.	150,000	753,382	2,487,030	50	300
Peoples' Bank.....	250,000	420,563	1,805,911	100	350
Second Nat. Bank...	450,000	634,644	3,541,104	100	380	395
W. B. Dep. & Sav. Bk.	150,000	282,265	2,201,010	50	156
Wyoming Nat. Bank	150,000	524,077	1,939,217	50	275
Luzerne Co. Tr. Co..	150,000	165,906	496,591	100	217	225
Wyoming Val. Tr. Co	200,000	202,975	948,382	50	115	125
WILLIAMSPORT—					Per	share
First National Bank.	300,000	253,106	1,082,633	100
Wyoming Nat. Bank	100,000	123,972	384,282	100
West Branch N. Bank	200,000	435,114	1,688,857	100
Williamsp't N. Bank	100,000	79,935	598,821	100
Susq. Tr. & S. Dep. Co.	300,000	71,848	1,245,050	50
YORK—					Per	share
City Bank.....	100,000	77,302	624,840	50	85	95
Drov. & M. Nat. B'k.	100,000	52,774	527,817	100	180
Farmers' Nat. Bank.	200,000	143,888	332,259	100	180
First National Bank	300,000	235,589	2,107,198	100	210	215
Western Nat. Bank..	150,000	73,141	523,426	100	146½
York Co. Nat. Bank.	300,000	260,297	997,457	20	46½
York National Bank	500,000	283,858	863,614	25	48½
Guardian Trust Co..	250,000	11,089	403,908	25	25
Secur. Title & Tr. Co.	250,000	136,287	1,045,234	50	75
York Trust Co.....	150,000	47,111	552,533	50	75	75½

RHODE ISLAND.

NEWPORT—					Per	share
Aquidneck Nat. Bk..	200,000	71,146	303,916	50	68
First Nat. Bank....	120,000	86,952	189,295	100	154
Nat. Exchange Bank	100,000	70,149	373,439	50	80
New Eng. Com'l B'k.	75,000	9,649	68,078	50	50
Newport Nat. Bank.	120,000	98,222	281,737	60	112½
Union Nat. Bank....	155,250	39,956	94,427	90	98
Newport Trust Co...	300,000	134,848	1,153,209	100	313
PAWTUCKET					Per	share
Slater Trust Co.....	500,000	666,499	5,022,679	100	210
PROVIDENCE—					Per	share
American Nat. Bank	1,000,000	230,093	2,085,729	50	55½
Atlantic Nat. Bank.	225,000	21,750	178,087	50	37
Blackstone Can. Nat.	500,000	247,321	755,500	25	31
First National Bank.	500,000	Merged with R. I. Hospital Tr. Co.
Fourth Nat. Bank...	500,000	223,784	666,693	100	130
High Street Bank...	120,000	94,100	522,000	50	71
Mechanics' N. Bank.	500,000	161,308	1,142,402	50	50
Merchants' N. Bank.	1,000,000	591,587	3,444,972	50	74
Nat. Bank of Com'ce	850,000	325,254	1,531,658	50	54
Nat. B'k of No. Amer.	500,000	In voluntary liquidation.
Nat. Exchange Bank	500,000	706,684	1,309,535	50	120
Old National Bank..	500,000	143,936	2,949,220	100	97
Phenix Nat. Bank...	450,000	522,903	980,579	50	90
Providence N. Bank.	500,000	663,297	1,176,053	400
United Nat. Bank...	500,000	577,875	2,280,482	100	201	210
Weybosset N. Bank.	500,000	Absorbed by Union Tr. Co.
Westminster Bank	200,000	76,800	325,000	50

RHODE ISLAND.—(CONCLUDED.)

	Capital.	Surplus & Profits.	Gross Deposits.	P'r	Bid.	Ask.
PROVIDENCE—(Con.)—	\$	\$	\$		Per	share
Industrial Trust Co.	1,500,000	1,736,518	31,623,379	100
Manufact'rs Trust Co	500,000	542,187	9,036,752	100
New England Tr. Co.	p166,000	17,619	203,879	100
R. I. Hospital Tr. Co.	1,000,000	1,922,110	23,398,160	1000
Union Trust Co.....	250,000	1,006,314	12,460,850	100	352½
WOONSOCKET—					Per	share
Citizens' Nat. Bank.	100,000	49,290	105,950	100
Nat. Globe Bank....	100,000	42,511	146,971	25
Nat. Union Bank....	150,000	26,582	30,037	50
Producers' Nat. Bk..	200,000	103,782	553,005	20

SOUTH CAROLINA

CHARLESTON—					Per	share
Bk. of Ch'lest, N.B.A.	300,000	310,989	1,681,595	100	193	195
Carolina Savings Bk	200,000	135,755	255,000	100	175	200
Charl. Sav'gs Inst'n.	100,000	88,472	1,016,140	100	425
Com. Bkng. & Tr. Co.	50,000	5,549	252,424	50	40
Dime Savings Bank.	30,000	20,000	791,281	100	400
Enterprise Bank....	50,000	14,426	427,798	25	28	30
Exch. Bkg. & Tr. Co.	50,000	9,793	215,876	100	107
First Nat. Bank....	200,000	373,686	1,128,570	100	260
Germania Sav. Bank	80,000	142,429	2,433,079	100	350
Hibernia Tr. & S'v. Bk	30,000	27,874	338,013	100	105	110
Miners' & Merch. Bk.	100,000	10,960	280,785	100	102½
People's Nat. Bank..	300,000	183,978	1,740,443	100	160
Security Savings Bk.	50,000	25,809	703,454	100	120	125
State Savings Bank.	30,000	9,170	173,364	2		

WHERE NAMES ARE PRINTED IN ITALICS FULLER RETURNS MAY BE FOUND IN THE ADVERTISING COLUMNS.

TEXAS—(CONCLUDED.)

	Capital.	Surplus & Profits.	Gross Deposits.	P'r	Bid.	Ask.
SAN ANTONIO—						
	\$	\$	\$		Per	share
Alamo Nat. Bank...	250,000	217,461	1,503,670	100	130
City National Bank..	100,000	21,251	679,965	100	120
Frost Nat. Bank.....	250,000	287,198	1,817,083	100	300
Lockwood Nat. Bank	100,000	42,671	544,648	100	140
Nat. Bk. of Commerce	300,000	22,983	694,875	100
San Antonio N. Bank	125,000	141,000	1,800,000	100	200
WACO—						
					Per	share
Citizens' Nat'l Bank.	100,000	153,642	536,148	100
First National Bank.	300,000	155,379	1,131,312	100
Provident Nat'l B'k.	300,000	108,513	1,230,719	100
Waco State Bank....	100,000	450,000	Private	Bank

UTAH.

	Capital.	Surplus & Profits.	Gross Deposits.	P'r	Bid.	Ask.
SALT LAKE CITY—						
					Per	share
Commercial Nat. Bk.	200,000	29,594	1,067,398	100	100	101
Deseret Nat. Bank..	500,000	481,693	2,193,498	100	276	277
Deseret Sav'gs Bank	100,000	51,764	1,923,709	100	286	287
McCormick & Co. Bk.	250,000	60,665	5,146,621	Private	Bank
National Bank of Republic.	300,000	134,704	2,218,714	100	126	127
State Bank of Utah.	250,000	79,946	960,708	100	141	142
Utah Commercial & Savings Bank....	200,000	6,812	788,144	100	80	82
Utah National Bank.	100,000	12,503	504,451	100	102	103
Utah Savings & Trust Co.	200,000	9,698	457,128	1000
Walker Bros., B'k'rs.	200,000	40,439	1,370,223	100
Zion's Savings Bank & Trust Co.....	200,000	27,354	3,573,902	100	141	142

VERMONT.

	Capital.	Surplus & Profits.	Gross Deposits.	P'r	Bid.	Ask.
BARRE—						
					Per	share
Barre S. Bk. & Tr. Co.	50,000	15,000	1,181,419	100	125
Granite S. Bk. & T. Co	50,000	31,536	968,295	100	130
Nat'l Bank of Barre	100,000	26,374	297,797	100	120
People's Nat'l Bank	100,000	1,678	95,885
BURLINGTON—						
					Per	share
Howard Nat'l Bank.	300,000	125,720	759,495	100
Merchants' Nat. Bk.	250,000	244,687	846,205	40
Burlington Trust Co.	p 50,000	169,000	1,087,146	100
MONTPELIER—						
					Per	share
Capital S. Bk. & Tr. Co	100,000	12,454	740,180
First National Bank	200,000	10,826	143,357
Montpelier Nat. Bk.	150,000	137,969	306,054
Montpelier Sav. Bk. & Trust Co.....	50,000	75,780	2,605,330
RUTLAND—						
					Per	share
Baxter Nat'l Bank..	300,000	76,770	378,427	100	115
Clement Nat'l Bank.	100,000	103,306	517,926	100	150
Killington Nat. Bk.	100,000	31,816	190,898	100	112
Rutland Co. Nat. Bk.	300,000	133,536	412,096	100	130
Rutland Trust Co...	p 50,000	65,658	490,000	100	150
State Trust Co.....	100,000	89,000	100	90

VIRGINIA.

	Capital.	Surplus & Profits.	Gross Deposits.	P'r	Bid.	Ask.
NORFOLK—						
					Per	share
Citizens' Bank.....	300,000	260,775	1,741,476	100	200	210
Marine Bank.....	110,000	177,943	743,293	100	265	280
Nat. Bk. of Commerce	500,000	326,494	2,827,581	100	176	180
Nor. Bk. for Sav. & Tr.	100,000	141,490	1,085,733	100	300
Norfolk Nat. Bank..	400,000	465,448	2,574,647	100	290	302
Trad. & Truckers' Bk.	33,000	3,540	137,570	50	105½
Atlantic Tr. & D. Co.	p 193,200	11,213	170,586	100	100	104
Va. Car Tr. Co.....	p 250,000	In liquidation.
Va. Sav. Bk. & Tr. Co	100,000	19,657	199,238	100	115	120
PETERSBURG—						
					Per	share
Petersb. B'g & T. Co.	100,000	26,714	357,084	100	90
Pet'g Sav. & Ins. Co.	200,000	434,693	1,677,174	20	72
The National Bank..	100,000	125,970	548,602	100	215
Appomattox Tr. Co..	p 73,055	8,082	64,651
RICHMOND—						
					Per	share
American Nat. Bank	400,000	109,141	1,997,934	100
Bank of Richmond..	800,000	222,443	1,096,212
Broad-Street Bank..	200,000	23,498	603,049	25	26
City Bk. of Richm'd.	400,000	126,511	1,532,031	25
First Nat. Bank.....	600,000	508,089	4,184,205	100	200
Merchants' Nat. Bk.	200,000	669,797	3,345,030	100	300
Nat. B'k of Virginia	500,000	180,726	3,035,184	100	128
Planters' Nat. Bank.	300,000	896,143	3,528,533	100	350
Provident Sav. Bank	50,000	6,000	89,725	50
Savings Bk. of Rich.	142,383	60,000	1,139,511	25
State Bk. of Virginia	500,000	282,700	2,598,780	100	155
Union Bk. of Richm.	219,750	328,653	1,477,122	50
Southern Trust Co..	100,000	22,908	187,854	100
Virginia Trust Co...	p 100,000	117,860	377,981	100

WASHINGTON.

	Capital.	Surplus & Profits.	Gross Deposits.	P'r	Bid.	Ask.
SEATTLE—						
					Per	share
Dexter, Horton & Co.	200,000	236,000	5,648,000	100
First Nat. Bank.....	150,000	93,743	1,745,063	100
Nat. Bk. of Commerce	150,000	240,000	2,750,000	100
People's Sav. Bank.	100,000	28,445	1,198,483	100
Puget Sound Nat. Bk.	300,000	146,921	3,430,716	100
Scandinavian-Amer-ican Bank.....	300,000	153,000	2,750,000	100
Seattle Nat. Bank...	300,000	130,948	3,102,052	100
Shuey & Co., H. O..	100,000	10,437	141,013	100
Washington Nat. Bk.	100,000	411,827	3,515,894	100	480	500
Am. Sav. Bk. & Tr. Co	100,000	18,685	343,887	100
Union Sav. & Tr. Co	100,000	54,540	656,784	100
Washington Tr. Co..	300,000	218,311	1,052,090	100
SPOKANE—						
					Per	share
Exchange Nat. Bk..	250,000	199,607	1,927,832	100	200	250
Fidelity Nat. Bank..	100,000	46,135	464,267	100	130	150
Old Nat. Bank.....	200,000	69,212	2,478,375	100	120	150
Traders' Nat. Bank.	200,000	160,508	2,287,602	100	260	270
Spokane & East Tr. Co	100,000	42,706	2,812,907	100	130	175
Washington Tr. Co..	50,000	8,896	87,630	100
TACOMA—						
					Per	share
Lumbermen's Nat...	150,000	15,297	661,586	100	110	120
Nat. Bk. of Commerce	200,000	155,000	1,750,000	100	175	200
Pacific Nat. Bank...	200,000	26,293	1,073,257	100
Fidelity Trust Co....	300,000	50,679	1,828,148	100	100	115

WEST VIRGINIA.

	Capital.	Surplus & Profits.	Gross Deposits.	P'r	Bid.	Ask.
WHEELING—						
	\$	\$	\$		Per	share
Bank of Ohio Valley	175,000	83,280	772,875	70	101½
Bank of Wheeling...	200,000	32,334	1,269,108	100	*115	116
Centre Wheeling Sav	25,000	4,316	144,878	100	115
City Bk. of Wheeling	150,000	117,378	1,394,545	100
Commercial Bank...	100,000	86,855	436,093	100	165	175
German Bank.....	80,000	292,284	1,795,152	100	*450
Germania Half-Dollar Savings Bank.	50,000	24,100	592,457	100	*140
Nat. Bank of W. Va.	200,000	88,353	477,310	100
Nat'l Exch. Bank....	300,000	269,009	1,914,108	100	*225	230
People's Bank.....	100,000	62,011	396,776	20
Quarter Savings Bk.	25,000	1,592	123,609	100	98	100
South Side Bank....	25,000	39,630	476,634	50	165
Dollar Sav. & Tr. Co.	431,900	298,702	2,183,394	100	*180
Security Trust Co...	300,000	160,387	356,398	100	162

WISCONSIN.

	Capital.	Surplus & Profits.	Gross Deposits.	P'r	Bid.	Ask.
LA CROSSE.—						
					Per	share
Batavian Nat. Bank.	300,000	63,491	2,380,819	100
Exchange State Bank	25,000	2,900	142,138	100	*110
German-Amer. Bank	50,000	Absorbed	by Nat. Bk. of La Crosse.
Nat. Bk. of La Crosse	250,000	177,251	2,422,570	100	*225
Security Savings Bk.	30,000	3,409	157,096	100
State B'k of La Crosse	50,000	47,741	830,015	100	*170
MILWAUKEE.—						
					Per	share
First National Bank.	1,500,000	1,060,740	14,923,899	100
German-Amer. Bank	200,000	33,186	1,139,286	100
Germania Nat. Bk..	300,000	26,543	1,091,496
Marine Nat. Bank...	300,000	168,737	3,265,177	100
Marshall & Ilsley B'k	300,000	145,738	4,454,202	100
Mil. Nat. Bank of W.	450,000	108,415	2,824,980	100
Nat. Exchange Bank	500,000	289,932	4,180,101	100
Second Ward Sav. Bk	200,000	590,313	8,727,179	250
West Side Bank....	100,000	1,150,000	100
Wisconsin Nat. Bank	q 1,500,000	970,023	9,536,864	100
Milwaukee Trust Co.	p 267,500	30,000	d	100
Wisconsin Fidelity, Tr. & S. D. Co....	125,000	d	100

WYOMING.

	Capital.	Surplus & Profits.	Gross Deposits.	P'r	Bid.	Ask.
--	----------	--------------------	-----------------	-----	------	------

NOW READY.

*HAND-BOOK OF
RAILROAD SECURITIES.*

(Issued Semi-Annually in January and July by the Publishers of the COMMERCIAL AND FINANCIAL CHRONICLE.)

JULY, 1904, EDITION.

CONTENTS.

RAILROADS AND LEADING INDUSTRIAL COMPANIES—STATEMENT SHOWING OUTSTANDING STOCKS AND BONDS AND ALSO THE INCOME for a series of years past, as well as the annual charges against income.

HIGHEST AND LOWEST PRICES—Monthly for 1903 and to July 1, 1904.

YEARLY RANGE OF ACTIVE STOCKS for 1898, 1899, 1900, 1901, 1902 and 1903.

DIVIDENDS ON RAILROAD STOCKS AND LEADING INDUSTRIAL STOCKS paid during each of the years 1898 to 1903, inclusive, and to July 1, 1904.

PRICE, \$1 00. TO SUBSCRIBERS OF THE CHRONICLE, 75 CENTS.

In Quantity, with Firm Card on Covers, at Special Prices.

WILLIAM B. DANA COMPANY, PUBLISHERS.

Pine St., Cor. Pearl St., N. Y.

The Commercial & Financial Chronicle

INCLUDING

Bank and Quotation Section (Monthly)
Railway and Industrial Section (Quarterly)

State and City Section (Semi-Annually)
Street Railway Section (Three Times Yearly)

WILLIAM B. DANA COMPANY, Publishers.

PINE STREET CORNER PEARL STREET. NEW YORK.

THE CHRONICLE is a weekly newspaper of 64 to 80 pages, published for the earliest mail every Saturday morning, with latest news by telegraph and cable from its own correspondents relating to the various matters within its scope.

A unique feature of the CHRONICLE is its

FOUR EXTRA SECTIONS:

1. The RAILWAY AND INDUSTRIAL SECTION, 180 pages, issued quarterly on the last Saturday of January, April, July and October, containing the latest available information respecting the property, stocks, bonds, earnings, dividends, interest payments, &c., of every Steam Railroad of importance and of the leading Industrial Corporations, &c., in the United States.

2. The STATE AND CITY SECTION, of 196 pages, issued semi-annually in May and November, containing among other things about 3,000 detailed reports of the indebtedness and general financial condition of States, Counties and Cities; also digests of laws relating to investments by Savings Banks, &c.

3. The STREET RAILWAY SECTION, of about 100 pages, issued three times a year, containing a complete description of Street Railways in the different cities of the country, their stock, dividends, bonded indebtedness, earnings, &c., &c.

4. The BANK AND QUOTATION SECTION, a monthly publication of 64 pages issued the first week in each month, giving the most complete and comprehensive tables of Quotations ever issued, embracing prices of Railroad Bonds and Stocks, Bank Stocks, Municipal Securities, Street Railway Stocks and Bonds and Miscellaneous Securities.

A FURTHER NOVEL FEATURE is that the publishers of the CHRONICLE *make no charge* for any of these extra Sections, but give them all to the CHRONICLE subscribers.

Investors wishing to keep informed with reference to their investments, *Buyers and Sellers* of Bonds and Stocks of Steam Railroads, *Buyers and Sellers* of Bonds and Stocks of Street Railways, *Buyers and Sellers* of Bonds of States, Cities, Towns, Etc,

EACH and all need the CHRONICLE and its added Sections.

TERMS: { For the United States, Canada and Mexico, including all extra Sections, **\$10.**
{ For all other foreign countries, including postage and extra Sections, **13.**

N. B.—No subscriptions are taken for any of the extra SECTIONS apart from the CHRONICLE, and no single copies of the Sections are sold, as only a sufficient number is printed to supply subscribers of the CHRONICLE with one copy of each issue.

File Covers.—A file cover or binder to hold the current numbers of the CHRONICLE and its extra Sections for one volume (six months) is sold at the office at 50 cents, or sent by mail for 68 cents, which includes the postage.

THE EQUITABLE TRUST COMPANY

132 MONROE STREET, CHICAGO.

CAPITAL, \$500,000. SURPLUS, \$300,000.

Accepts Trusts from Corporations,
Courts and Individuals; Acts as Registrar
and Transfer Agent.

Receives Deposits subject to with-
drawal on demand, on notice and at fixed
dates.

WILLIAM BEST,
FRED. G. McNALLY,

DIRECTORS:
JOHN M. SMYTH,
MAURICE ROSENFELD,
L. A. WALTON.

F. M. BLOUNT,
J. R. WALSH,

J. R. WALSH, President.
C. D. ORGAN, Secy. and Treas.

OFFICERS:

L. A. WALTON, Vice-President.
C. HUNTOON, Asst. Secy. and Asst. Treas.

WE MAKE A SPECIALTY OF
BANK AND TRUST CO. STOCKS.

P. J. GOODHART & CO.,

MEMBERS NEW YORK STOCK EXCHANGE,


57 BROADWAY, NEW YORK.

OFFICERS:

BYRON L. SMITH,
President.
F. L. HANKEY,
Vice-President.
GEORGE F. ORDE,
Cashier.
THOMAS C. KING,
Assistant Cashier.
SOLOMON A. SMITH,
Assistant Cashier.
ARTHUR HUERTLEY,
Secretary.
HOWARD O. EDMONDS,
Assistant Secretary.
HAROLD H. ROCKWELL,
Assistant Secretary.
EDWARD C. JARVIS,
Auditor.

Capital, One Million Dollars.

Surplus, One Million Dollars.



Banking Department.

Savings Department.

Trust Department.

DIRECTORS:

A. C. BARTLETT,
C. L. HUTCHINSON
J. HARLEY BRADLEY,
MARVIN HUGHITT,
WILLIAM A. FULLER,
ALBERT A. SPRAGUE,
MARTIN A. RYERSON,
H. N. HIGINBOTHAM,
BYRON L. SMITH,

T. A. McINTYRE & COMPANY,

MEMBERS OF NEW YORK STOCK EXCHANGE,

71 BROADWAY: - - NEW YORK.

United States Government Bonds.

INVESTMENT SECURITIES.

GUARANTEED STOCKS.

J. P. MORGAN & CO.,

WALL STREET, CORNER BROAD,

New York.

DREXEL & CO.,
Cor. 5th & Chestnut Streets,
PHILADELPHIA.

MORGAN, HARJES & CO.,
31 Boulevard Haussmann,
PARIS.

Domestic and Foreign Bankers.

Deposits received subject to Draft. Securities bought and sold on commission.
Interest allowed on Deposits. Foreign Exchange. Commercial Credits. Cable
Transfers. Circular Letters for Travelers, available in all parts of the world.

ATTORNEYS AND AGENTS OF

MESSRS. J. S. MORGAN & CO.,

NO. 22 OLD BROAD STREET, LONDON.