

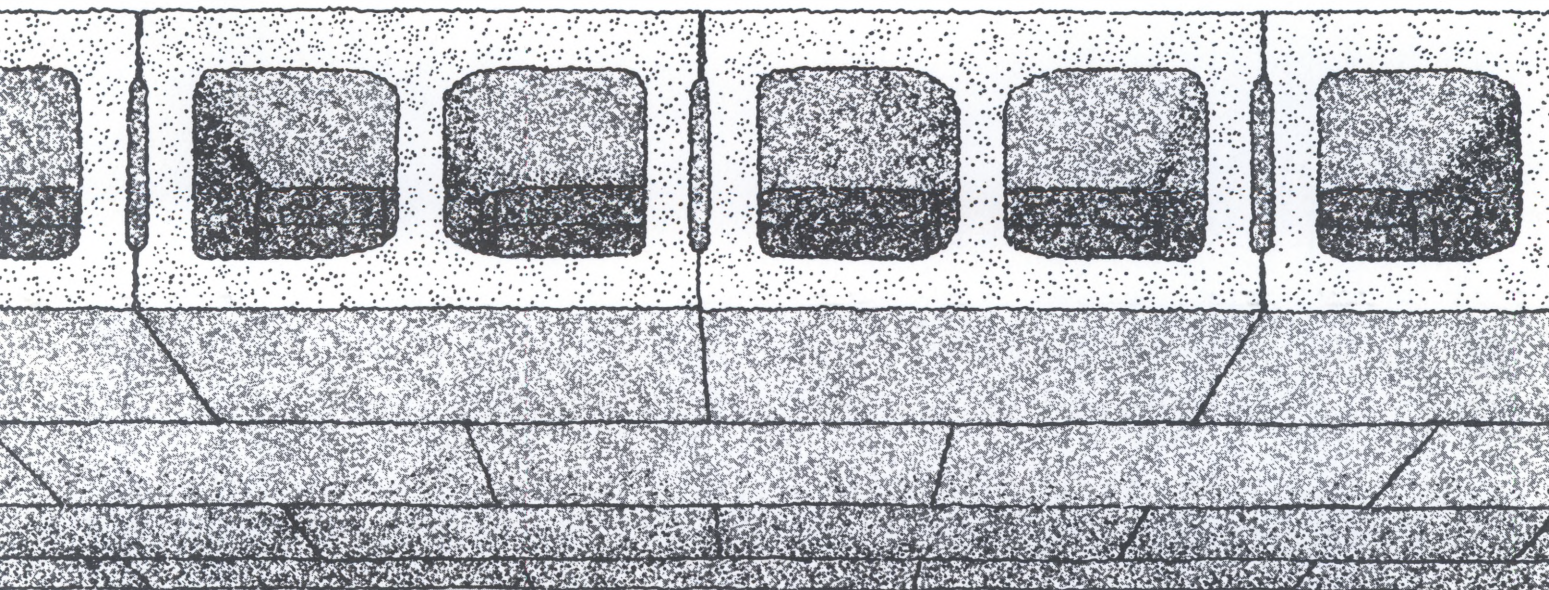
L.S.
2068

Union Wages and Benefits: Building Trades July 2, 1979



U.S. Department of Labor
Bureau of Labor Statistics
July 1980

Bulletin 2068



Union Wages and Benefits: Building Trades July 2, 1979



U.S. Department of Labor
Ray Marshall, Secretary
Bureau of Labor Statistics
Janet L. Norwood, Commissioner
July 1980

Bulletin 2068

Preface

This is one in a series of BLS bulletins reporting on surveys of union wages and benefits in specific industries. Industries covered include construction and local transit (annual surveys) and grocery stores, printing, and local trucking (biennial surveys). The bulletins report on surveys of wage rates, weekly straight-time hours of work, and employer contributions for selected employee benefits, as provided in labor-management agreements. Wage rates, hours, and benefit contributions are those in effect the first workday in July for annual studies and the first workday in September for biennial studies, as reported to the Bureau by the appropriate labor organization officials in each of the surveyed cities.

Preliminary listings of union wage rates, hours, and benefits for construction employees in each city were

issued earlier. Copies of these are available from the Bureau of Labor Statistics, Washington, D.C. 20212, or from any of its regional offices listed on the inside back cover of this bulletin.

This study of construction wage rates was conducted in the Bureau's Office of Wages and Industrial Relations. The bulletin was prepared by Mark Scott Sieling in the Division of Occupational Wage Structures. It provides a comprehensive account of the current study and includes indexes of union wage rates for building trades employees for 1907-79. Fieldwork for the survey was conducted by the Bureau's Assistant Regional Commissioners for Operations.

Unless specifically identified as copyright, material in this publication is in the public domain and may, with appropriate credit, be reproduced without permission.

Contents

	<i>Page</i>
Summary	1
Industry characteristics	1
Wage trends	1
Trade averages	2
Regional and city averages	3
Employee benefits	3
Wage rates by type of construction	4
Straight-time hours	4
 Chart: Average annual wage rate increases, all building trades, 1959-79	 2
 Text table:	
1. Wage rates, benefits, and benefits as a proportion of total hourly wages and benefits, building trades, 1969-79	3
 Reference tables: Union building trades:	
United States:	
1. Wage rate and weekly hours indexes	5
2. Wage rate indexes by trade	6
3. Weekly hours indexes by trade	8
4. Average wage rates and employer contributions for selected benefits by trade	10
5. Cents-per-hour and percent changes in average wage rates by trade	10
6. Cents-per-hour changes in wage rates by trade	11
7. Percent changes in wage rates by trade	12
8. Wage rate distribution by trade	13
9. Weekly hours	14
Regions:	
10. Average wage rates by trade	15
11. Average wage rates plus employer contributions for selected benefits	16
12. Cents-per-hour and percent changes in average wage rates by trade	17
Selected cities:	
13. Average wage rates and employer contributions for selected benefits: By population group	19
14. Average wage rates and employer contributions for selected benefits: By region	20
15. Average wage rates and employer contributions for selected benefits, journeymen and laborers: By population group	21
16. Average wage rates and employer contributions for selected benefits, journeymen and laborers: By region	23
17. Cent-per-hour and percent changes in average wage rates: By population group	25
18. Cents-per-hour and percent changes in average wage rates: By region	27
19. Wage rates, hours, and employer contributions for selected benefits: By city and trade	29
 Appendix: Scope and method of survey	 139

Building Trades, July 2, 1979

Summary

Union wage rates in the building trades increased by an average of 6.9 percent between July 3, 1978, and July 2, 1979, in cities of 100,000 inhabitants or more. The 1978-79 increase was the highest annual rate of increase since 1974-75; it followed, however, 2 years of relatively moderate wage gains (5.7 and 5.9 percent). By comparison, an 8.3-percent increase was reported for the June 1978-79 period in the union wage component of the Bureau's Employment Cost Index—a measure that presently covers changes in wage rates for all workers in private nonfarm industries.

Regionally, the largest wage rate increases were reported in the Mountain (7.9 percent), Great Lakes (7.8 percent), and Pacific States (7.3 percent); increases for the six other regions fell between 6.0 and 6.2 percent. When cities were grouped by population size, the 1978-79 increase was highest (7.4 percent) for cities of 1 million inhabitants or more and lowest (5.9 percent) for those with 250,000 to 500,000 inhabitants. Increases varied considerably, however, among individual cities and trades within regional and city size groupings.

On July 2, 1979, journeyman building trades workers averaged \$11.81 an hour nationwide, while helpers and laborers averaged \$9.15. The addition of employer payments for specified employee benefits raised the average for journeymen to \$14.59 and for helpers and laborers to \$11.26.

Industry characteristics

Union members covered by the survey were primarily engaged in the construction of commercial and residential buildings.¹ These workers were usually employed either by general contractors involved in multiple building activities, including site management, or special trades contractors typically engaged in one type of construction activity, such as carpentry, painting, or plumbing, on a subcontract basis for general contractors. Both types of contractors generally employed workers in only a few of the building trades, the number depending, in large part, on the level of building activity.

Of the 25 journeyman trades studied, carpenters were the largest group, constituting three-tenths of all journeymen. Other numerically important journeyman crafts were bricklayers, electricians, painters, pipefitters, plumbers, and sheetmetal workers. Among the nine helper-laborer classifications, building laborers ac-

counted for slightly less than three-fourths of the union membership.

Union workers in the construction industry are organized by craft unions with jurisdiction over their specific type of work, such as carpentry or tile laying. Although usually highly localized and specialized, some union bargaining contains multitrade, national, and regional elements. The same union, for example, often represents two or more allied-trades, such as bricklayers and stonemasons, or painters, paperhangers, and drywall tapers. Some unions, such as the International Brotherhood of Electrical Workers, include nationwide provisions in local contracts; others, like elevator constructors, tie their wage rates to the average for several trades within an area. Multi-area or regional bargaining encompassing several trades also occurs in various parts of the country.

Wage trends

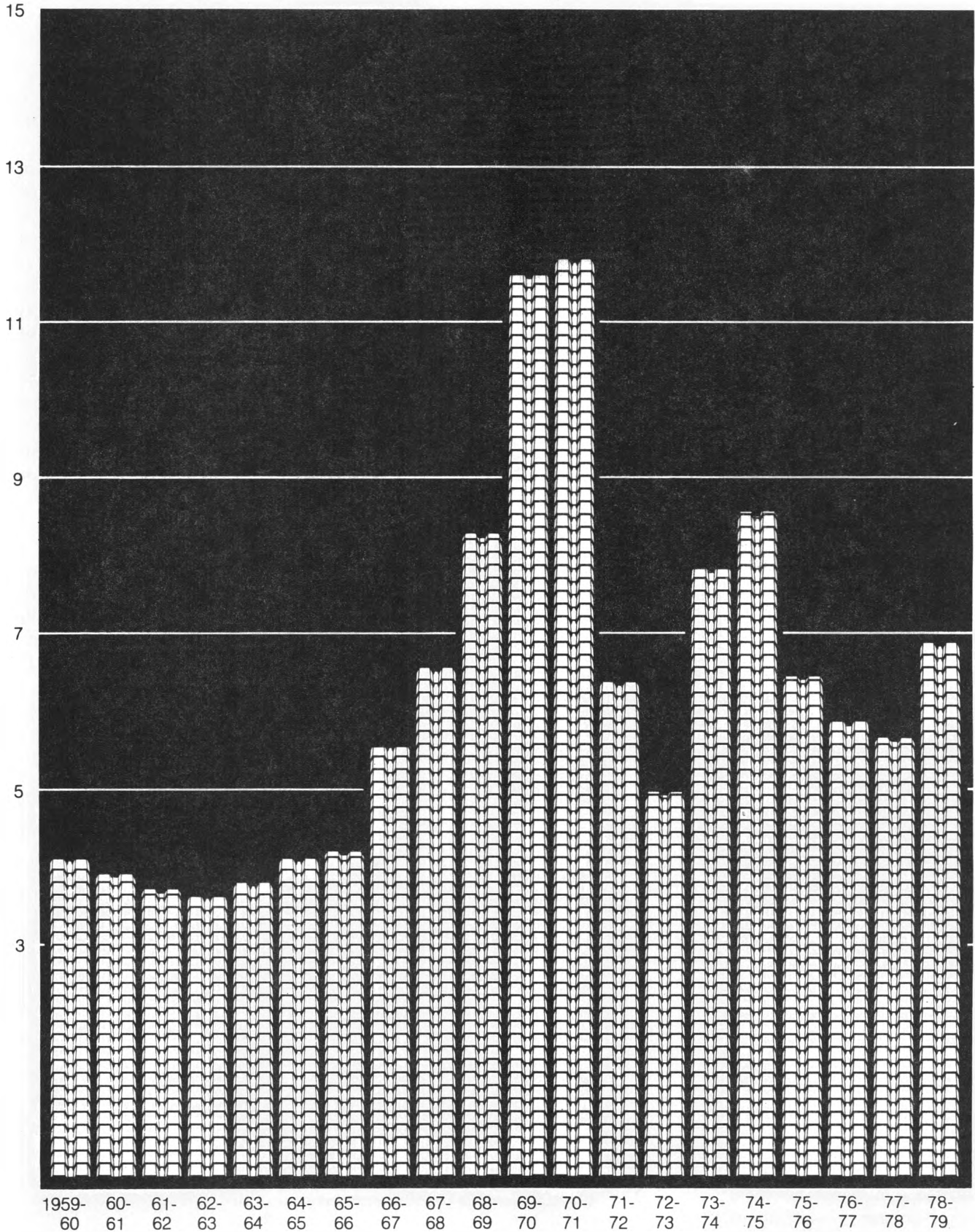
The overall wage rate increase of 6.9 percent between July 3, 1978, and July 2, 1979, raised the Bureau's wage rate index (1967=100) for the 34 job classifications studied to 239.9 (table 1). As the chart indicates, annual overall increases hovered around 4 percent during the first half of the 1960's; then rose steadily to peak at nearly 12 percent between mid-1970 and 1971. As expected, the rate declined sharply during the period of wage and price controls (1971-73); and, after rising to 8.6 percent in 1974-75, has been decreasing until the most recent (1978-79) period. Annual increases for journeymen and for helpers and laborers have, in general, followed this pattern.

Wage rates increased for virtually all the union building trades workers over the year ended July 2, 1979. Just over one-fifth of the members had gains of from 2 to 5 percent; two-fifths, between 5 and 8 percent; and one-third, 8 percent or more (table 7). Expressed in money terms, increases were 20 to 50 cents an hour for just under one-fifth of the union membership; 50 to 80 cents for just under two-fifths; 80 cents to \$1 for one-fifth; and \$1 or more for nearly one-fifth (table 6).

¹ Wage rates for workers in heavy and highway construction are shown in table 19. These rates, however, were not used in calculating any of the indexes or averages in other tables of this bulletin. Also excluded from the survey indexes and averages are wage rates for operating engineers shown in the building construction sections of table 19.

Average annual wage increases, all building trades, 1959-79

Percent



Among the 34 trades studied, the largest percentage increase in wages between July 3, 1978, and July 2, 1979, was reported for machinists—11.5 percent—and the lowest for elevator constructors and their helpers—4.8 percent (table 5). Average wage rates for carpenters, the largest journeyman trade studied, increased by 6.8 percent, while rates for building laborers, the predominant helper/laborer, classification, increased by 7.3 percent. Most other trades reported increases of between 6.5 and 7.5 percent.

Over the longer term, since 1960, slate and tile roofers had the largest percentage increase in wage rates—6.5 percent, on average, per year; their wage rate index (1967=100) stood at 257.9 in 1979 (table 2). The smallest total increase over the same period was for mosaic and terrazzo workers—5.8 percent per year; their 1979 wage rate index was 223.4.

Building trades in the Mountain and Great Lakes regions reported the largest average wage rate increases between July 3, 1978 and July 2, 1979 (7.9 and 7.8 percent respectively). Except for the Pacific region, which reported an average increase of 7.3 percent, the remaining regional increases fell within a narrow range—between 6.0 and 6.2 percent (table 12).

Among the 66 cities studied separately, Scranton reported the smallest average wage rate increase between July 3, 1978, and July 2, 1979—3.7 percent; San Antonio reported the largest—9.9 percent. Excluding the upper and lower fourths of the array, the mid-range of city increases fell between 5.9 and 7.6 percent. When cities were grouped by population size, the 1978-79 increase was largest for cities with 1 million inhabitants or more (7.3 percent) and lowest for those with 250,000 to 500,000 inhabitants (6.4 percent). Reflecting the localized nature of most bargaining agreements, however, increases varied widely within regions, States, and city size groups (table 18). For example, increases among Texas cities studied ranged from 4.5 percent in Dallas and in Fort Worth to 9.9 percent in San Antonio.

Trade averages

Union wage rates in the building trades averaged \$11.32 an hour on July 2, 1979 (table 4). Journeymen averaged \$11.81 and helpers and laborers, \$9.15. The difference in average wage rates between these two skill levels remained unchanged between July 1978 and July 1979—31 percent.² Since 1960, the wage advantage of skilled workers over unskilled workers has remained fairly constant at about one-third, after declining steadily from about 90 percent in the 1930's and from 60 percent in the mid-1940's.

Among the 25 journeyman trades studied separately, machinists had the highest average wage rate—\$13.05 an hour. The next highest averages (about \$12.50 an hour) were reported for boilermakers, electricians, and pipefitters. The lowest journeyman averages (about \$11 an hour) were for glaziers, mosaic and terrazzo work-

ers, and slate and tile roofers. Carpenters, the largest trade studied, averaged \$11.59 an hour. Average hourly rates for the nine helper/laborer job groups studied ranged from \$7.39 for composition roofers' helpers to \$9.45 for tile layers' helpers. Building laborers, by far the largest helper/laborer classification, averaged \$9.14.

The middle 50 percent of journeymen's wage rates fell between \$11.00 and \$12.69 an hour; the mid-range of helper/laborer rates, from \$8.52 to \$10.13. The distribution of individual workers by earnings intervals, however, varied considerably by trade (table 8). For example, carpenters and drywall tapers had almost identical averages (\$11.59 and \$11.56 respectively), but 25 percent of the drywall tapers, compared to just over 10 percent of the carpenters, had rates of at least \$12.80 an hour.

Regional and city averages

In 1979, as in the preceding 2 years, average wage rates were highest in the Pacific region (\$12.16) and lowest in the Southeast (\$9.60) (table 10). The Great Lakes, the region with the largest number of union building trades members, had the second highest regional average—\$11.86. When employer payments for fringe benefit plans were added to wages (table 11), the differential between the highest and lowest regional averages grew from 27 to 49 percent. This divergence reflected, in part, the relatively smaller employer benefit payments in lower paying regions.

When cities were grouped by population size, average wage rates plus employer benefit payments continued to be highest for cities of at least 1 million inhabitants and lowest for those having populations of 100,000 to 250,000 (table 13). City size, however, seemed less important than other factors, such as location or variation in bargaining conditions among union locals, in determining wage rates. If cities are grouped by region (table 14), for example, the percent difference between the highest and lowest city averages within each region were significantly smaller, in most cases, than the spread between groups of cities of similar size but in different regions (table 13). The relative importance of location in determining wage-plus-benefit averages for journeymen and helpers and laborers was also evident from averages grouped by city size and regional location (tables 15 and 16).

²To minimize the effects of changes in membership composition of the two major groups, journeymen's and helpers' and laborers' wages were "standardized" by weighting the 1967 average wage rates for these two groups by levels of their wage indexes (1967=100) in the years being studied. For example, the standardized wage rate for journeymen in 1979 was computed as follows: \$5.09 (wage in 1967) weighted by 239.5 (index for 1979) yields \$12.19. The comparable figure for helpers and laborers, \$3.83, weighted by 243.0 yields \$9.31. The difference is thus 31 percent.

Text table 1. Wage rates, benefits, and benefits as proportion of total hourly wages and benefits, building trades, 1969-79

Year	Wage rate	Employer benefit payment ¹	Wage rate-plus-benefit payment	Benefit payment as percent of wage rate-plus-benefit payment
All building trades				
1969	\$ 5.54	\$0.64	\$ 6.17	10.4
1970	6.18	.80	6.97	11.5
1971	6.88	.95	7.82	12.1
1972	7.27	1.06	8.34	12.7
1973	7.62	1.21	8.83	13.7
1974	8.14	1.45	9.59	15.1
1975	8.88	1.68	10.56	15.9
1976	9.48	1.95	11.43	17.1
1977	10.02	¹ 2.26	¹ 12.28	¹ 18.4
1978	10.61	2.46	13.07	18.8
1979	11.32	2.66	13.98	19.0
Journeyman trades				
1969	\$ 5.87	\$0.68	\$ 6.54	10.4
1970	6.54	.84	7.39	11.4
1971	7.28	.99	8.27	12.0
1972	7.69	1.10	8.79	12.5
1973	8.02	1.26	9.28	13.6
1974	8.55	1.50	10.05	14.9
1975	9.32	1.74	11.06	15.7
1976	9.92	2.02	11.94	16.9
1977	10.44	¹ 2.37	¹ 12.81	¹ 18.5
1978	11.05	2.56	13.60	18.8
1979	11.81	2.78	14.59	19.1
Helper and laborer classifications				
1969	\$ 4.33	\$0.49	\$ 4.82	10.2
1970	4.86	.61	5.47	11.2
1971	5.43	.78	6.22	12.5
1972	5.68	.92	6.61	13.9
1973	6.06	1.02	7.08	14.4
1974	6.53	1.25	7.79	16.0
1975	7.06	1.44	8.51	16.9
1976	7.54	1.64	9.18	17.9
1977	8.03	¹ 1.77	¹ 9.79	¹ 18.1
1978	8.54	2.00	10.54	19.0
1979	9.15	2.11	11.26	18.7

¹ Beginning in July 1977, benefits studied were expanded to include payments for supplemental unemployment benefits, savings funds, and paid holidays in addition to contributions for insurance, pension, and vacation plans. Had the July 1977 benefit payments been limited to insurance, pension, and vacation plans, the 1977 figures for employer benefit payments would have been \$2.18 for all building trades, \$2.29 for journeymen, and \$1.71 for helpers and laborers; the corresponding wage-plus-benefit totals would have been \$12.20, \$12.73, and \$9.74, respectively. The proportion of the three-benefit package to the total wage-plus-benefit average would have been 17.9 percent for all trades and for journeymen and 17.6 percent for helpers and laborers.

NOTE: Because of rounding, sums of items may not equal totals.

Employee benefits

Payments for employee benefit plans continued to increase in relative importance (text table 1), although not as rapidly as in the first half of the 1970's. On July 2, 1979, employer contributions for six selected benefits amounted to 19.0 percent of the wage-plus-benefit average of \$13.98 per hour for all building trades, compared to 18.8 percent in 1978. This proportion increased

over the year, by 1 percentage point or less, in about one-half of the 65 cities studied in both periods.³ In one-fourth of the cities, the proportion remained unchanged and in one-fourth, it declined, usually by less than a percentage point.

The proportion of employer contributions for selected benefits to the basic wage-plus-benefit package varied by geographic location. The Pacific region reported the highest proportion—25 percent—and the Southwest and Southeast, the lowest—12 percent. In general, benefit payments were least significant for cities in the Border States, Middle West, Southeast, and Southwest, where they usually made up from 10 to 15 percent of the overall wage-plus-benefit package. In all nine California cities studied, the corresponding proportion was from 25 to 28 percent; only in three other surveyed cities—Detroit, Honolulu, and New York—did the proportion reach 25 percent.

Wage rates by type of construction

Wage rates, hours, and selected benefit payments for unionized workers in each of the 66 cities studied are presented by type of construction in table 19. Rates for street and highway and for other heavy construction were usually the same as, or slightly lower than, rates for the same trade in the commercial building sector; most workers were completely mobile among these three types of construction. Differentials by type of construction, when they occurred, were more common for carpenters, cement finishers, operating engineers, and laborers than for structural iron workers.

Straight-time hours

The number of weekly hours required before overtime premiums take effect has changed very little since 1967 (tables 1 and 3). As stipulated by contract provisions for building trades, straight-time hours averaged 39.4 per week on July 2, 1979 (table 9). About seven-eighths of the union members were covered by contracts specifying 40 hours of work before overtime premiums are paid; most of the remaining members were under contracts calling for straight-time pay for the first 35 hours worked per week.

It should be noted that data were not collected on actual hours worked or on weekly work schedules (which may exceed 40 hours for some workers).

³ For survey averages, Minneapolis and St. Paul were considered as one city.

Table 1. Wage rate and weekly hours indexes: United States

(Union building trades, 1907-79)

(1967=100)

Date	All trades		Journeymen		Helpers and laborers	
	Wage rates	Hours	Wage rates	Hours	Wage rates	Hours
1907: May 15	7.7	125.1	8.2	123.8	5.6	129.8
1912: May 15	9.3	119.2	9.9	118.3	6.2	121.6
1917: May 15	10.8	117.6	11.5	116.9	7.5	120.0
1922: May 15	17.7	115.8	18.6	115.3	13.3	117.4
1927: May 15	24.2	115.5	25.3	114.8	17.5	117.1
1932: May 15	22.0	107.3	23.1	106.6	16.1	108.7
1937: May 15	24.1	102.6	25.2	101.9	18.3	104.7
1942: July 1	29.6	101.8	30.7	101.8	23.8	101.6
1947: July 1	39.1	100.8	39.9	100.9	34.6	100.2
1952: July 1	53.2	100.9	53.9	101.1	48.6	100.2
1953: July 1	55.9	100.9	56.5	101.1	52.0	100.2
1954: July 1	58.0	100.9	58.6	101.1	54.2	100.2
1955: July 1	60.0	100.9	60.6	101.1	56.5	100.2
1956: July 1	62.8	100.9	63.3	101.1	59.9	100.2
1957: July 1	66.0	100.9	66.5	101.1	63.4	100.2
1958: July 1	69.0	100.8	69.5	101.0	66.5	100.2
1959: July 1	72.4	100.8	72.7	101.0	70.7	100.2
1960: July 1	75.4	100.7	75.5	100.9	74.0	100.2
1961: July 1	78.4	100.6	78.4	100.8	77.5	100.2
1962: July 1	81.3	100.5	81.4	100.7	80.3	100.2
1963: July 1	84.2	100.3	84.4	100.5	83.2	100.1
1964: July 1	87.3	100.3	87.4	100.5	86.8	100.1
1965: July 1	90.0	100.2	90.9	100.4	90.8	100.1
1966: July 1	94.7	100.1	94.7	100.2	94.6	100.1
1967: July 1	100.0	100.0	100.0	100.0	100.0	100.0
1968: July 1	106.6	100.0	106.7	100.0	105.9	100.0
1969: July 1	115.4	100.1	115.7	100.1	113.9	100.0
1970: July 1	128.8	99.9	128.9	99.9	128.1	99.9
1971: July 1	144.0	99.8	143.9	99.8	144.4	99.9
1972: July 1	153.2	99.8	153.4	99.8	152.2	99.9
1973: July 1	160.8	99.6	160.8	99.8	160.8	99.0
1974: July 1	173.4	99.6	173.0	99.8	175.4	99.0
1975: July 1	188.3	99.8	188.1	100.0	189.4	99.0
1976: July 1	200.5	99.8	200.3	100.0	201.9	99.0
1977: July 1	212.3	99.8	211.9	100.0	214.8	99.0
1978: July 3	224.4	99.8	224.0	100.0	227.3	99.0
1979: July 2	239.9	99.8	239.5	100.0	243.0	99.0

NOTE: Data for individual years not shown between 1907 and 1952 are available upon request.

Table 2. Wage rate indexes by trade: United States

(Union building trades, 1907-79)

(1967=100)

Date	Asbestos workers	Boiler-makers	Brick-layers	Carpenters	Cement finishers	Electricians (inside wires)	Elevator constructors	Glaziers	Lathers	Machinists	Marble setters	Mosaic and terrazzo workers	Painters	Paper-hangers	Pipe-fitters
1907: May 15.....	—	—	11.0	7.9	9.7	7.8	—	—	—	—	11.0	—	7.5	—	8.5
1912: May 15.....	—	—	11.9	9.8	10.4	9.3	—	—	10.3	—	11.5	—	9.7	—	9.5
1917: May 15.....	10.3	—	13.0	11.2	11.6	10.9	12.5	—	11.6	—	12.5	10.5	11.8	—	10.9
1922: May 15.....	17.2	—	20.5	17.9	18.7	17.8	19.5	17.7	19.0	—	19.3	17.8	20.0	—	17.3
1927: May 15.....	23.3	—	28.3	24.1	25.3	23.8	26.6	23.8	26.3	—	26.6	24.0	26.7	—	24.5
1932: May 15.....	21.9	—	25.5	21.0	23.4	24.7	26.4	21.6	24.4	—	26.4	25.9	24.3	—	22.7
1937: May 15.....	24.7	25.7	26.5	24.2	25.5	25.4	25.9	25.6	27.4	24.8	27.2	25.2	26.5	27.3	24.8
1942: July 1.....	30.6	31.4	31.8	29.6	30.9	31.9	32.4	30.1	33.3	28.7	30.7	29.7	31.4	31.3	30.7
1947: July 1.....	38.0	38.3	42.6	39.5	40.3	39.6	40.4	39.2	44.0	38.1	41.0	41.4	40.6	40.6	39.1
1952: July 1.....	52.2	53.0	59.8	53.1	53.7	55.0	54.3	51.4	59.2	50.0	54.5	54.9	54.2	53.1	53.1
1953: July 1.....	56.0	56.4	61.7	55.8	57.0	57.3	57.9	55.0	61.9	54.3	58.2	57.6	56.8	56.4	55.8
1954: July 1.....	58.7	58.8	63.6	57.6	58.7	59.0	60.1	56.6	63.6	56.5	60.1	59.9	58.5	58.3	58.6
1955: July 1.....	60.4	60.5	65.3	59.8	60.9	60.3	62.3	59.2	65.2	59.1	61.5	61.7	60.9	60.7	60.0
1956: July 1.....	62.8	63.1	68.3	62.3	63.9	63.6	64.7	62.2	68.0	61.4	64.4	64.9	63.4	63.1	62.8
1957: July 1.....	65.6	66.9	70.9	65.6	67.1	66.8	67.3	65.4	70.9	63.7	68.2	68.0	66.7	67.1	66.1
1958: July 1.....	69.6	70.4	73.3	68.6	69.9	70.3	70.7	68.7	73.9	67.8	70.8	70.8	69.1	69.9	69.5
1959: July 1.....	72.5	73.8	76.5	72.1	73.4	72.7	73.9	72.0	76.5	71.1	73.4	74.1	71.8	72.9	72.5
1960: July 1.....	75.0	76.9	78.8	75.0	76.2	76.4	76.3	75.3	79.1	73.8	76.2	76.7	74.9	75.8	75.2
1961: July 1.....	77.3	80.0	81.8	77.9	79.1	79.4	79.9	78.1	81.4	76.8	78.9	79.6	77.7	78.5	78.0
1962: July 1.....	80.6	82.8	84.3	80.7	81.6	83.6	82.3	80.5	84.1	79.9	81.2	82.4	80.6	81.2	80.9
1963: July 1.....	83.6	85.4	86.7	83.6	84.2	86.2	86.4	83.6	86.2	83.3	84.3	85.2	84.3	83.7	83.6
1964: July 1.....	86.7	88.9	89.3	86.6	86.9	89.2	89.1	86.9	89.2	86.9	87.0	88.1	87.3	87.1	86.8
1965: July 1.....	90.5	92.3	91.8	90.7	90.9	91.5	92.4	90.4	92.4	90.6	90.2	91.8	90.9	90.5	90.4
1966: July 1.....	94.3	95.8	95.0	94.6	94.6	94.9	95.6	95.6	95.2	95.1	94.6	95.8	94.6	94.4	94.6
1967: July 1.....	100.0	100.0	100.0	100.0	100.0	100.0	100.0	100.0	100.0	100.0	100.0	100.0	100.0	100.0	100.0
1968: July 1.....	107.0	106.2	106.8	107.0	106.3	106.5	104.1	107.2	106.3	105.7	106.1	105.8	106.3	107.5	106.8
1969: July 1.....	116.6	114.1	115.0	115.8	114.6	117.1	110.4	115.8	115.4	111.8	113.4	112.9	115.1	117.3	115.7
1970: July 1.....	129.5	125.7	127.7	128.9	127.0	130.4	124.9	130.7	128.6	121.1	124.6	124.0	126.6	131.0	129.5
1971: July 1.....	145.9	139.9	144.9	141.5	143.8	148.4	141.4	145.9	147.0	135.6	138.2	136.4	139.5	145.4	145.8
1972: July 1.....	155.8	148.4	153.4	150.9	154.7	158.8	152.4	156.6	155.9	148.7	148.3	143.9	152.1	155.9	154.0
1973: July 1.....	161.9	156.4	159.5	160.1	161.4	164.9	159.5	165.7	165.4	156.0	154.8	150.5	160.6	164.1	159.5
1974: July 1.....	173.5	166.7	172.3	172.1	176.6	175.1	166.0	178.1	179.7	165.6	167.4	161.1	172.8	176.6	172.9
1975: July 1.....	187.2	184.4	184.0	187.0	189.6	193.8	183.6	192.5	193.3	182.0	178.9	173.3	187.9	190.4	188.9
1976: July 1.....	203.1	201.5	194.1	198.2	201.9	206.8	200.5	205.6	202.0	194.2	187.0	185.3	202.0	202.8	202.5
1977: July 1.....	216.9	217.0	204.2	208.7	212.2	220.4	213.3	217.9	214.5	207.0	198.6	196.0	214.5	215.6	216.3
1978: July 3.....	229.9	229.8	215.2	220.2	223.0	233.0	222.7	229.0	226.9	216.9	209.9	208.2	227.4	229.0	230.1
1979: July 2.....	245.8	249.6	231.1	235.2	237.7	250.0	233.4	244.8	241.6	241.8	224.4	223.4	242.4	244.8	245.5

See note at end of table.

Table 2. Continued—Wage rate indexes by trade: United States

(Union building trades, 1907-79)

(1967=100)

Date	Plas- terers	Plumb- ers	Rein- forcing iron work- ers	Roofers, compo- sition	Roofers, slate and tile	Sheet- metal workers	Stone- masons	Struct- ural iron workers	Tile layers	Brick- layers' tenders	Building laborers	Compo- sition roofers' helpers	Plaster- ers' laborers	Plumb- ers' laborers	Tile layers' helpers
1907: May 15.....	12.1	9.6	—	—	—	7.8	9.9	8.1	—	6.4	5.9	—	7.9	—	—
1912: May 15.....	12.7	10.6	—	—	—	8.8	10.4	10.5	11.1	6.6	6.2	—	8.5	—	7.3
1917: May 15.....	13.8	11.6	—	8.6	11.3	10.2	11.8	11.9	12.5	7.9	7.7	—	9.7	—	8.2
1922: May 15.....	22.1	18.2	—	15.5	19.0	17.0	19.3	17.9	18.5	13.1	13.8	—	16.8	—	16.0
1927: May 15.....	30.7	24.6	—	20.9	26.6	22.8	27.5	25.2	25.8	18.6	16.6	—	22.7	—	20.1
1932: May 15.....	26.5	23.2	—	20.3	24.2	21.4	25.9	23.6	23.7	16.6	15.0	—	20.3	—	19.4
1937: May 15.....	28.9	25.4	24.1	22.6	26.1	23.0	26.9	26.7	25.3	19.2	17.6	20.0	22.2	—	20.4
1942: July 1.....	34.2	31.8	29.6	29.1	31.8	29.8	31.6	31.6	29.6	24.5	22.7	25.4	27.8	24.5	24.7
1947: July 1.....	45.4	41.1	37.9	38.6	39.7	37.7	42.4	39.6	41.4	35.1	33.8	32.8	38.8	33.8	36.3
1952: July 1.....	61.2	53.8	51.4	52.0	54.2	51.9	60.7	53.5	54.9	48.3	47.8	48.6	54.6	47.1	49.7
1953: July 1.....	63.6	55.8	54.3	55.1	57.1	54.3	61.7	56.5	58.0	50.9	51.4	51.0	57.7	50.3	52.2
1954: July 1.....	64.7	58.8	56.3	57.1	59.1	56.9	63.1	58.6	59.6	53.1	53.7	52.6	59.7	52.9	55.0
1955: July 1.....	66.7	60.3	58.7	59.2	61.3	59.1	65.0	60.7	61.7	55.3	56.1	55.1	62.1	55.2	56.9
1956: July 1.....	69.2	62.9	61.4	62.2	64.5	61.8	67.9	63.3	64.1	59.6	59.3	58.3	65.4	58.1	59.7
1957: July 1.....	71.7	66.4	64.8	65.4	67.7	64.7	69.9	66.6	67.6	62.8	63.0	62.3	68.6	61.4	62.2
1958: July 1.....	74.0	69.3	67.4	67.8	70.9	68.3	72.5	68.8	69.5	65.8	66.1	65.1	71.5	64.7	64.9
1959: July 1.....	76.4	72.9	71.0	71.3	73.9	71.6	74.9	72.6	73.2	70.4	70.5	68.7	74.5	68.4	69.2
1960: July 1.....	79.6	75.3	74.2	74.6	76.8	74.8	77.4	75.1	76.2	73.2	73.8	71.6	77.8	72.4	73.8
1961: July 1.....	81.4	78.1	77.0	77.6	79.5	77.4	80.7	78.0	80.0	76.7	77.4	74.8	80.7	75.9	76.8
1962: July 1.....	84.0	81.1	80.5	80.7	81.7	80.4	82.7	81.4	81.7	80.4	80.0	77.2	83.3	79.4	80.4
1963: July 1.....	86.0	84.4	83.2	83.8	85.3	83.9	85.2	84.1	85.4	82.8	82.9	80.8	85.7	81.9	84.2
1964: July 1.....	89.7	87.8	86.6	87.0	89.0	86.7	87.5	87.2	88.2	86.7	86.4	84.6	89.8	86.1	87.7
1965: July 1.....	92.1	91.4	89.4	90.6	92.1	90.3	90.0	90.2	92.7	91.5	90.5	89.3	91.6	90.2	91.9
1966: July 1.....	95.6	94.6	93.8	94.6	95.4	94.5	94.6	94.8	95.8	94.5	94.5	94.0	94.6	94.1	95.4
1967: July 1.....	100.0	100.0	100.0	100.0	100.0	100.0	100.0	100.0	100.0	100.0	100.0	100.0	100.0	100.0	100.0
1968: July 1.....	105.1	106.8	107.3	107.7	106.4	106.8	105.7	106.8	106.2	105.1	106.5	107.2	106.1	107.0	107.3
1969: July 1.....	113.3	115.9	118.0	116.4	114.3	115.7	114.0	117.1	113.5	111.7	114.8	116.7	116.4	115.1	114.4
1970: July 1.....	126.0	130.5	130.4	130.0	125.4	131.8	128.6	129.5	123.8	125.0	129.3	128.6	131.6	130.1	128.5
1971: July 1.....	140.9	145.8	145.7	147.4	142.1	149.9	142.0	144.7	138.3	145.6	144.4	148.5	148.2	148.8	149.1
1972: July 1.....	150.9	152.8	154.9	158.1	151.7	160.1	151.0	152.2	149.3	152.3	152.2	159.5	156.2	157.5	159.6
1973: July 1.....	157.5	158.8	160.8	164.3	160.4	166.7	157.5	158.6	156.6	162.5	160.5	169.7	166.5	166.1	167.5
1974: July 1.....	170.5	172.7	173.1	177.6	172.9	179.6	171.8	169.9	167.0	175.3	176.1	185.6	179.8	180.2	180.7
1975: July 1.....	182.7	186.7	189.3	191.8	189.6	193.9	184.2	184.7	183.7	187.2	190.7	202.5	193.1	192.4	193.9
1976: July 1.....	195.9	199.6	202.4	203.3	208.4	205.3	194.1	195.8	196.6	197.9	203.3	213.0	208.4	204.5	206.9
1977: July 1.....	207.5	211.8	209.9	215.7	229.7	218.0	203.2	206.2	209.0	210.8	216.3	218.5	220.9	219.2	217.9
1978: July 3.....	218.7	224.3	222.3	228.4	243.3	229.3	213.8	217.3	224.3	224.3	229.1	229.0	233.5	230.2	228.8
1979: July 2.....	233.1	240.0	236.5	243.5	257.9	245.6	230.5	232.1	239.1	237.3	245.8	243.7	249.6	244.9	242.8

NOTE: Data for individual years not shown between 1907 and 1952 are available upon request.

Table 3. Weekly hours indexes by trade: United States

(Union building trades, 1907-79)

(1967=100)

Date	Asbestos workers	Boiler-makers	Brick-layers	Carpenters	Cement finishers	Electricians (inside wires)	Elevator constructors	Glaziers	Lathers	Machinists	Marble setters	Mosaic and terrazzo workers	Painters	Paper-hangers	Pipe-fitters
1907: May 15	—	—	124.3	121.8	122.7	128.8	—	—	—	—	120.4	—	127.3	—	119.0
1912: May 15	—	—	116.5	116.4	121.1	125.7	—	—	122.7	—	118.4	—	121.1	—	117.1
1917: May 15	112.9	—	115.1	115.8	115.9	122.4	116.8	—	121.5	—	117.9	120.1	119.2	—	114.7
1922: May 15	111.3	—	114.8	114.0	113.7	120.3	115.5	114.1	120.2	—	116.4	115.7	116.0	—	113.3
1927: May 15	111.0	—	114.1	114.2	113.0	120.2	115.5	113.9	119.1	—	117.3	115.3	115.1	—	112.9
1932: May 15	102.2	—	104.4	105.6	105.6	110.1	109.3	104.3	110.2	—	108.0	103.7	109.2	—	105.2
1937: May 15	100.2	106.3	104.6	103.5	103.1	104.6	106.2	98.6	103.5	101.4	108.7	104.0	95.9	93.4	104.0
1942: July 1	98.6	101.6	102.0	101.4	100.6	108.4	101.9	98.6	103.3	100.5	101.9	101.6	101.9	100.4	101.1
1947: July 1	99.7	99.6	101.0	100.8	100.0	104.2	101.9	100.0	103.0	100.8	101.9	100.6	101.6	101.3	100.2
1952: July 1	100.0	101.0	101.4	100.8	100.0	104.9	101.9	100.0	100.9	100.8	102.0	102.3	100.4	100.1	100.2
1953: July 1	100.0	101.0	101.4	100.8	100.0	104.9	101.9	100.0	101.0	100.8	102.0	102.3	100.4	100.1	100.2
1954: July 1	100.0	101.0	101.4	100.8	100.0	104.9	101.9	100.0	100.5	100.0	102.0	102.3	100.4	100.1	100.2
1955: July 1	100.0	101.0	101.4	100.8	100.0	104.9	101.9	100.0	100.5	100.0	102.0	102.3	100.4	100.1	100.2
1956: July 1	100.0	101.0	101.4	100.8	100.0	104.9	101.9	100.0	100.5	100.0	102.0	100.3	100.4	100.1	100.2
1957: July 1	100.0	100.3	101.4	100.8	100.0	104.9	101.9	100.0	100.5	100.0	102.0	100.3	100.4	100.1	100.2
1958: July 1	100.0	100.3	101.3	100.8	100.0	103.4	101.9	100.0	100.5	100.0	102.0	100.3	100.4	100.1	100.2
1959: July 1	100.0	100.3	101.3	100.8	100.0	103.4	101.9	100.0	100.5	99.9	102.0	100.3	100.4	100.1	100.2
1960: July 1	100.0	100.3	101.3	100.8	100.0	103.4	101.9	100.0	100.5	99.9	102.0	100.3	100.3	100.1	100.2
1961: July 1	100.0	100.3	101.3	100.8	100.0	103.4	101.9	100.0	100.5	100.1	102.0	100.3	100.2	100.1	100.2
1962: July 1	100.0	100.3	101.3	100.8	100.0	102.1	101.9	100.0	100.5	100.1	102.1	100.3	100.2	100.1	100.2
1963: July 1	100.0	100.1	100.0	100.8	100.0	100.9	100.0	100.0	100.5	100.0	102.0	100.3	100.2	100.1	100.2
1964: July 1	100.0	100.1	100.0	100.8	100.0	100.9	100.0	100.0	100.5	100.0	102.0	100.3	100.2	100.1	100.2
1965: July 1	100.0	100.2	100.0	100.6	100.0	100.3	100.0	100.0	100.5	100.0	102.0	100.3	100.2	100.1	100.1
1966: July 1	100.0	100.0	100.0	100.3	100.0	100.1	100.0	100.0	100.3	100.0	101.0	100.1	100.1	100.0	100.0
1967: July 1	100.0	100.0	100.0	100.0	100.0	100.0	100.0	100.0	100.0	100.0	100.0	100.0	100.0	100.0	100.0
1968: July 1	100.0	100.0	100.0	100.0	100.0	99.8	100.0	100.0	100.6	100.0	100.0	100.0	100.0	100.0	100.0
1969: July 1	99.7	100.0	100.0	100.0	100.0	100.8	100.0	100.0	100.4	100.0	100.0	100.0	100.0	100.0	99.7
1970: July 1	99.7	100.0	99.9	99.9	100.0	100.7	100.0	100.0	100.0	100.0	100.0	100.0	100.0	100.0	99.9
1971: July 1	99.7	100.0	99.8	99.9	100.0	100.7	100.0	100.0	100.0	100.0	100.0	99.9	100.0	100.0	99.8
1972: July 1	99.5	100.0	99.8	99.9	100.0	100.7	100.0	100.0	100.0	100.0	100.0	99.9	100.0	100.0	99.8
1973: July 1	99.5	100.0	99.8	99.9	100.0	100.7	99.4	100.0	100.0	100.0	100.0	99.7	100.4	102.0	99.8
1974: July 1	99.5	100.0	99.8	99.9	100.0	100.7	99.4	100.0	100.0	100.0	100.0	99.7	100.3	101.8	99.8
1975: July 1	99.5	100.0	99.8	99.9	100.0	102.6	99.4	100.0	100.0	100.0	100.0	99.7	100.3	101.8	99.7
1976: July 1	99.5	100.0	99.8	100.0	100.0	102.6	99.4	100.0	100.0	100.0	100.0	99.7	100.3	101.8	99.7
1977: July 1	99.5	100.0	99.8	100.0	100.0	102.5	99.4	99.8	100.0	100.0	100.0	99.7	100.3	101.8	99.6
1978: July 3	99.5	100.6	99.8	100.0	100.0	102.6	99.4	99.8	100.0	100.0	100.0	99.7	100.4	101.9	99.7
1979: July 2	99.5	100.6	99.8	100.0	100.0	102.6	99.4	99.8	100.0	100.0	100.0	99.7	100.4	101.9	99.7

See note at end of table.

Table 3. Continued—Weekly hours indexes by trade: United States

(Union building trades, 1907-79)

(1967=100)

Date	Plas-terers	Plumb-ers	Rein-forcing iron work-ers	Roofers, compo-sition	Roofers, slate and tile	Sheet-metal workers	Stone-masons	Struc-tural iron workers	Tile layers	Brick-layers, tenders	Building laborers	Compo-sition roofers' helpers	Plaster-ers' laborers	Plumb-ers' laborers	Tile layers' helpers
1907: May 15.....	119.3	123.4	—	—	—	118.0	118.3	120.0	—	123.6	125.2	—	126.0	—	—
1912: May 15.....	117.8	122.0	—	—	—	116.1	115.7	113.4	110.7	120.6	121.8	—	124.4	—	125.7
1917: May 15.....	115.8	120.8	—	114.4	110.0	115.0	115.2	112.2	111.8	119.0	119.4	—	123.1	—	121.8
1922: May 15.....	115.1	119.3	—	111.7	109.5	112.8	114.5	111.6	110.9	118.6	114.6	—	122.1	—	121.6
1927: May 15.....	115.0	119.0	—	111.7	109.4	112.4	114.2	111.6	111.1	118.5	115.6	—	117.9	—	122.7
1932: May 15.....	104.4	110.6	—	104.2	101.7	104.5	104.6	103.7	102.4	108.2	108.0	—	113.8	—	111.6
1937: May 15.....	98.8	107.4	100.3	103.4	100.8	103.0	103.2	100.1	99.3	105.6	103.6	99.9	105.4	—	99.6
1942: July 1.....	96.7	102.3	101.1	102.1	100.9	101.8	100.0	100.0	101.0	102.6	101.7	100.5	100.3	99.7	100.0
1947: July 1.....	97.6	99.6	100.0	101.6	100.7	101.0	99.1	100.0	100.0	100.3	101.1	100.0	99.4	100.0	100.0
1952: July 1.....	100.4	100.6	100.0	100.4	100.7	100.8	100.7	100.0	100.0	101.2	100.0	100.0	99.8	100.0	100.0
1953: July 1.....	100.4	100.6	100.0	100.4	100.7	100.8	100.7	100.0	100.0	101.2	100.0	100.0	99.8	100.0	100.0
1954: July 1.....	100.4	100.6	100.0	100.4	100.7	100.8	100.7	100.0	100.0	101.2	100.0	100.0	99.9	100.0	100.0
1955: July 1.....	100.4	100.6	100.0	100.4	100.7	100.8	100.7	100.0	100.0	101.2	100.0	100.0	100.2	100.0	100.0
1956: July 1.....	100.4	100.6	100.0	100.4	100.7	100.8	100.7	100.0	100.0	100.1	100.0	100.0	100.2	100.0	100.0
1957: July 1.....	100.4	100.6	100.0	100.4	100.7	100.8	100.7	100.0	100.0	100.1	100.0	100.0	100.2	100.0	100.0
1958: July 1.....	100.4	100.6	100.0	100.4	100.7	100.8	100.5	100.0	100.0	100.1	100.0	100.0	100.2	100.0	100.0
1959: July 1.....	100.6	100.6	100.0	100.4	100.7	100.8	100.5	100.0	100.0	100.1	100.0	100.0	100.2	100.0	100.0
1960: July 1.....	100.4	100.6	100.0	100.4	100.7	100.8	100.5	100.0	100.0	100.1	100.0	100.0	100.2	100.0	100.0
1961: July 1.....	100.4	100.6	100.0	100.4	100.7	100.8	100.5	100.0	100.0	100.1	100.0	100.0	100.2	100.0	100.0
1962: July 1.....	100.4	100.6	100.0	100.4	100.7	100.8	100.5	100.0	100.0	100.1	100.0	100.0	100.2	100.0	100.0
1963: July 1.....	100.4	100.6	100.0	100.4	100.5	100.8	100.4	100.0	100.0	100.0	100.0	100.0	100.0	100.0	100.0
1964: July 1.....	100.4	100.6	100.0	100.4	100.4	100.8	100.4	100.0	100.0	100.0	100.0	100.0	100.0	100.0	100.0
1965: July 1.....	100.4	100.2	100.0	100.4	100.3	100.7	100.2	100.0	100.0	100.0	100.0	100.0	100.0	100.0	100.0
1966: July 1.....	100.2	100.1	100.0	100.4	100.3	100.3	100.0	100.0	100.0	100.0	100.0	100.0	100.0	100.0	100.0
1967: July 1.....	100.0	100.0	100.0	100.0	100.0	100.0	100.0	100.0	100.0	100.0	100.0	100.0	100.0	100.0	100.0
1968: July 1.....	100.1	100.0	100.0	99.6	99.7	100.0	100.0	100.0	100.0	100.1	100.0	100.0	100.2	100.0	100.1
1969: July 1.....	100.1	99.9	100.0	99.5	99.7	100.0	100.0	100.0	100.0	100.1	100.0	100.0	100.2	100.0	100.1
1970: July 1.....	99.9	98.7	100.0	99.4	99.6	100.0	100.0	100.0	100.0	100.1	100.0	100.0	100.3	100.0	99.8
1971: July 1.....	99.9	98.3	100.0	99.4	99.8	99.9	99.6	100.0	99.9	100.1	100.0	100.0	100.3	100.0	99.8
1972: July 1.....	99.9	98.3	100.0	99.4	99.6	99.9	99.6	100.0	99.9	100.1	100.0	100.0	100.3	100.0	99.8
1973: July 1.....	100.5	97.7	100.0	99.4	99.6	99.9	99.6	100.0	99.9	99.0	99.2	100.0	98.5	100.0	99.8
1974: July 1.....	100.5	98.3	100.0	99.7	99.6	99.9	99.6	100.0	99.9	99.0	99.2	100.0	98.9	100.0	99.8
1975: July 1.....	100.5	98.3	100.0	99.5	99.6	99.9	99.6	100.0	99.9	99.0	99.2	100.0	98.9	100.0	99.8
1976: July 1.....	100.5	98.3	100.0	99.5	99.6	99.8	99.6	100.0	99.9	99.0	99.2	100.0	98.9	100.0	99.8
1977: July 1.....	100.5	98.3	100.0	99.5	99.6	99.8	99.6	100.0	99.9	99.0	99.2	100.0	98.9	100.0	99.8
1978: July 3.....	100.5	98.4	100.0	99.5	100.7	99.7	99.6	100.0	99.9	98.9	99.2	100.0	98.5	100.0	99.8
1979: July 2.....	100.5	98.4	100.0	99.5	100.7	99.8	99.6	100.0	99.9	98.9	99.2	100.0	98.5	100.0	100.0

NOTE: Data for individual years not shown between 1907 and 1952 are available upon request.

Table 4. Average wage rates and employer contributions for selected benefits by trade: United States

(Union building trades, July 2, 1979)

Trade	Average rate per hour	Average employer contribution per hour ¹	Average rate plus employer contribution per hour ¹
All building trades	\$11.32	\$2.66	\$13.98
Journeyman	11.80	2.78	14.59
Asbestos workers	11.64	3.05	14.69
Boilermakers	12.46	2.93	15.39
Bricklayers	11.76	2.37	14.12
Carpenters	11.59	2.70	14.29
Cement finishers	11.15	2.92	14.06
Drywall tapers	11.56	2.15	13.71
Electricians (inside wires)	12.51	3.02	15.54
Elevator constructors	12.29	2.82	15.11
Glaziers	11.02	2.68	13.69
Lathers	11.54	1.99	13.53
Machinists	13.05	1.70	14.75
Marble setters	11.25	2.20	13.45
Mosaic and terrazzo workers	10.96	1.87	12.83
Painters	11.16	1.97	13.13
Paperhangers	11.12	1.86	12.99
Pipefitters	12.47	3.08	15.55
Plasterers	11.31	2.24	13.55
Plumbers	12.01	3.08	15.10
Reinforcing iron workers	11.60	3.15	14.75
Roofers, composition	11.29	2.22	13.51
Roofers, slate and tile	11.01	2.07	13.08
Sheet-metal workers	12.01	2.98	14.98
Stonemasons	11.73	2.51	14.23
Structural iron workers	11.80	3.62	15.42
Tile layers	11.29	2.30	13.60
Helpers and laborers	9.15	2.11	11.27
Bricklayers' tenders	9.42	1.86	11.28
Building laborers	9.14	2.20	11.34
Composition roofers' helpers	7.39	1.57	8.96
Elevator constructors' helpers	8.71	2.48	11.19
Marble setters' helpers	8.84	1.59	10.43
Plasterers' laborers	9.43	2.17	11.60
Plumbers' laborers	8.45	1.41	9.85
Terrazzo workers' laborers	8.80	1.19	9.98
Tile layers' helpers	9.41	1.84	11.24

¹ Includes employer contributions to insurance (life insurance, hospitalization, medical, surgical, and other similar types of health and welfare programs); pension funds; vacation payments; supplemental unemployment benefits; savings funds; and paid holidays, as provided in labor-management contracts. Averages presented are for a straight-time hour; in actual practice, however, some employer payments are calculated on the basis of a negotiated rate (rather than the lower basic rate used in this bulletin), total hours worked, or gross payroll.

Average refers to all workers in the classification, including those for whom employer contributions were not specified in their particular contracts. Such situations were included in the average computation as zero contributions.

Some contracts also provide additional payments to other funds such as for education and promotion. Information on payments to these funds was not included in these tabulations.

NOTE: Because of rounding, sums of individual items may not equal totals.

Table 5. Cents-per-hour and percent changes in average wage rates by trade: United States

(Union building trades, July 3, 1978-July 2, 1979)

Trade	Cents-per-hour change	Percent change
All building trades	73	6.9
Journeyman	76	6.9
Asbestos workers	75	6.9
Boilermakers	98	8.6
Bricklayers	81	7.4
Carpenters	74	6.8
Cement finishers	69	6.6
Drywall tapers	69	6.3
Electricians (inside wires)	85	7.3
Elevator constructors	56	4.8
Glaziers	71	6.9
Lathers	71	6.5
Machinists	135	11.5
Marble setters	73	6.9
Mosaic and terrazzo workers	75	7.3
Painters	69	6.6
Paperhangers	71	6.9
Pipefitters	78	6.7
Plasterers	70	6.6
Plumbers	79	7.0
Reinforcing iron workers	70	6.4
Roofers, composition	70	6.6
Roofers, slate and tile	62	6.0
Sheet-metal workers	79	7.1
Stonemasons	85	7.8
Structural iron workers	75	6.8
Tile layers	70	6.6
Helpers and laborers	59	6.9
Bricklayers' tenders	51	5.8
Building laborers	62	7.3
Composition roofers' helpers	44	6.4
Elevator constructors' helpers	40	4.8
Marble setters' helpers	56	6.7
Plasterers' laborers	61	6.9
Plumbers' laborers	50	6.4
Terrazzo workers' laborers	43	5.2
Tile layers' helpers	54	6.1

NOTE: Variations in the size of annual increases from survey to survey may reflect, in part, timing of negotiations in relation to the survey reference date. Increases indicated reflect rates available and payable on the survey date, and do not include increases made later that are retroactive to that date or before. Such retroactive increases are included in the wage rates reported in the following year's survey.

Table 6. Cents-per-hour changes in wage rates by trade: United States

(Union building trades, July 3, 1978–July 2, 1979)

Trade	Percent of workers affected by change ¹	Percent of workers having no change	Percent of workers affected by change of												
			Under \$0.20	\$0.20-\$0.30	\$0.30-\$0.40	\$0.40-\$0.50	\$0.50-\$0.60	\$0.60-\$0.70	\$0.70-\$0.80	\$0.80-\$0.90	\$0.90-\$1.00	\$1.00-\$1.20	\$1.20-\$1.40	\$1.40-\$1.60	\$1.60 and over
All building trades	97.6	2.3	0.1	4.9	4.9	8.3	11.8	15.3	10.4	10.4	10.4	8.6	7.0	1.8	2.4
Journeyman	97.4	2.5	.1	4.1	4.5	8.3	9.8	15.6	10.2	10.8	10.2	10.0	8.5	2.1	2.5
Asbestos workers	94.3	3.7	-	1.1	8.5	1.3	25.6	6.6	13.8	4.5	5.5	9.9	2.9	10.6	2.6
Boilermakers	100.0	-	-	-	-	-	6.8	4.4	30.1	.4	12.5	25.3	-	18.4	2.1
Bricklayers	99.1	-	-	4.3	3.6	15.0	10.0	3.7	10.4	5.6	8.6	14.9	16.8	-	3.4
Carpenters	100.0	(²)	-	5.5	5.5	9.8	7.5	16.7	5.3	19.0	6.6	14.8	9.2	-	-
Cement finishers	89.8	10.2	2.1	1.1	1.0	3.5	16.5	7.0	12.1	6.4	27.8	3.7	1.3	-	5.4
Drywall tapers	97.1	2.9	-	1.0	5.0	3.2	10.9	32.6	23.8	6.0	2.1	4.2	6.7	-	.5
Electricians (inside wires)	99.5	.5	-	2.5	-	7.6	4.4	15.6	16.9	6.8	25.8	5.5	6.4	5.7	2.2
Elevator constructors	84.2	15.8	1.2	3.8	13.9	9.5	21.8	7.2	3.0	5.6	9.5	-	-	6.5	1.1
Glaziers	98.9	1.1	.9	5.0	12.8	6.8	22.9	6.6	5.7	17.7	5.6	.4	6.5	1.7	6.2
Lathers	85.9	14.1	-	1.8	3.7	14.0	3.7	13.6	4.3	7.5	15.6	7.6	3.7	-	8.3
Machinists	100.0	-	-	2.7	-	-	-	7.7	13.3	4.1	-	30.6	1.3	-	³ 40.4
Marble setters	90.5	7.6	-	2.4	5.0	9.6	8.4	8.5	15.3	3.6	5.5	10.1	19.0	.7	1.6
Mosaic and terrazzo workers	100.0	-	-	6.1	7.8	9.1	15.1	1.8	19.3	7.8	12.0	9.8	4.8	4.6	1.7
Painters	98.7	1.3	-	1.3	13.9	9.4	9.0	25.9	9.0	9.4	4.1	6.8	9.9	-	-
Paperhangers	98.9	1.1	-	2.3	6.1	1.5	18.9	29.4	6.9	11.5	3.8	12.7	5.7	-	-
Pipefitters	93.9	6.1	-	5.8	1.4	9.6	14.4	10.1	5.1	9.7	8.5	6.7	16.0	2.2	4.3
Plasterers	96.0	4.0	-	5.5	.4	16.9	11.8	9.9	12.7	7.9	3.6	23.9	3.1	-	.2
Plumbers	90.2	9.8	-	3.2	.1	5.3	6.6	23.4	10.6	5.3	6.5	7.0	9.8	2.2	9.0
Reinforcing iron workers	96.5	3.5	-	4.4	14.8	5.1	16.0	12.1	2.6	12.4	11.1	2.9	9.7	.6	4.1
Roofers, composition	97.6	2.4	1.4	4.3	4.0	10.6	17.8	3.5	19.2	11.1	4.5	11.5	8.6	1.0	-
Roofers, slate and tile	98.4	1.6	4.2	10.0	2.1	4.2	21.9	8.5	25.5	5.4	.3	3.3	8.7	1.2	-
Sheet-metal workers	99.4	.6	-	4.5	3.4	5.1	7.4	21.6	17.8	3.8	10.7	12.0	5.6	4.8	1.7
Stonemasons	95.7	3.5	-	2.2	3.1	14.3	7.2	5.5	5.8	6.3	10.6	11.7	19.0	-	8.3
Structural iron workers	97.1	2.9	-	4.3	4.2	7.2	17.9	20.8	9.2	11.2	7.4	.8	5.5	.7	6.7
Tile layers	92.4	7.6	-	13.5	3.4	10.0	7.5	6.1	5.4	2.6	12.4	19.0	2.4	3.2	4.0
Helpers and laborers	98.3	1.7	.2	8.5	6.7	8.5	20.8	14.0	11.4	8.5	11.3	2.1	.1	.1	2.1
Bricklayers' tenders	99.4	.6	-	27.7	8.6	6.9	7.7	12.4	11.3	2.6	15.5	1.3	-	-	.5
Building laborers	99.3	.7	-	4.8	5.3	7.3	25.3	15.4	11.9	9.9	11.5	1.7	-	-	2.6
Composition roofers' helpers	98.5	1.5	4.8	10.7	4.4	2.3	17.3	4.0	12.1	-	11.5	4.4	-	-	-
Elevator constructors' helpers	80.5	19.5	1.8	16.6	12.9	20.3	7.5	7.2	-	-	.7	6.5	-	-	2.6
Marble setters' helpers	90.9	9.1	-	1.0	6.1	18.9	9.5	10.0	21.0	5.4	12.1	-	.5	-	.8
Plasterers' laborers	96.8	3.2	3.4	5.9	6.2	11.8	6.8	8.8	20.9	13.0	6.6	7.0	-	2.6	-
Plumbers' laborers	94.6	5.4	-	3.2	17.2	32.0	6.9	6.4	4.9	7.9	6.9	6.7	-	-	-
Terrazzo workers' laborers	81.1	18.9	-	1.3	18.8	11.2	11.3	5.9	2.9	4.0	5.8	5.1	1.7	-	1.2
Tile layers' helpers	94.5	5.5	-	1.9	23.0	16.7	17.0	8.8	4.1	12.1	-	1.6	5.4	-	1.0

¹ Excluded from this tabulation are workers whose wage rates were decreased over the July 1978-79 period. Such decreases were the result of reallocation of money from wages to benefits, or negotiated reductions in rates to attract more work for union members during periods of declining demand for union labor.

² Less than 0.05 percent.

³ Workers were distributed as follows: 6.6 percent at \$1.60 to \$1.80; 29.6 percent at \$2.00 to \$2.20; and 4.2 percent at \$2.20 and over.

NOTE: Because of rounding, sums of individual items may not equal totals. Dash indicates no members reported for specified interval.

Table 7. Percent changes in wage rates by trade: United States

(Union building trades, July 3, 1978-July 2, 1979)

Trade	Percent of workers affected by change ¹	Percent of workers having no change	Percent of workers affected by change of												
			Less than 2 percent	2-3	3-4	4-5	5-6	6-7	7-8	8-10	10-12	12-14	14-16	16-18	18 and over
All building trades	97.6	2.3	0.2	5.0	6.8	11.0	14.4	12.1	13.4	19.6	8.7	1.5	1.5	0.5	0.8
Journeyman	97.4	2.5	.2	4.9	7.3	12.8	14.2	11.1	13.4	17.9	9.6	1.8	1.9	.7	.5
Asbestos workers	94.3	3.7	.6	2.1	7.5	17.0	15.2	19.1	1.4	12.3	3.6	6.4	6.7	1.8	-
Boilermakers	100.0	-	-	-	-	6.8	16.1	9.1	10.1	37.3	-	8.6	9.8	2.1	-
Bricklayers	99.1	-	.6	4.3	11.5	12.0	8.1	4.0	13.5	15.0	23.7	-	1.9	.8	1.4
Carpenters	100.0	(²)	.1	8.3	7.5	14.9	13.4	6.3	14.4	23.7	10.9	.4	-	.1	-
Cement finishers	89.8	10.2	2.1	1.1	4.0	4.2	14.8	10.9	10.1	32.5	2.8	-	5.4	-	-
Drywall tapers	97.1	2.9	-	1.0	7.3	15.5	3.7	48.9	4.7	4.6	5.3	4.5	.5	-	-
Electricians (inside wires)	99.5	.5	-	.4	4.5	10.8	8.0	15.6	34.2	12.1	6.7	1.1	2.9	.5	-
Elevator constructors	84.2	15.8	1.2	10.4	10.6	13.6	21.2	8.2	6.4	3.9	6.5	-	-	-	1.1
Glaziers	98.9	1.1	.9	6.9	8.1	11.4	22.6	10.5	8.0	12.9	7.9	-	5.4	2.5	-
Lathers	85.9	14.1	-	4.7	.8	16.8	9.7	5.8	12.5	16.5	4.2	1.4	1.8	1.7	4.8
Machinists	100.0	-	-	-	-	-	5.5	15.5	.5	35.5	-	-	6.6	29.6	4.2
Marble setters	90.5	7.6	-	3.5	4.3	13.7	6.5	8.7	9.0	17.1	22.9	1.5	.7	.9	.6
Mosaic and terrazzo workers	100.0	-	-	6.1	6.8	11.7	14.2	11.8	15.0	14.3	12.6	4.0	2.0	1.3	.2
Painters	98.7	1.3	-	2.8	12.6	9.4	21.0	18.1	8.4	12.8	10.6	2.4	-	-	.5
Paperhangers	98.9	1.1	-	3.6	2.6	10.8	21.3	19.5	9.5	16.5	13.3	.4	-	-	-
Pipefitters	93.9	6.1	-	5.9	8.3	16.3	12.9	7.1	11.1	15.7	9.1	3.5	3.7	-	.3
Plasterers	96.0	4.0	-	2.5	3.4	14.5	15.1	10.9	15.0	23.6	6.3	1.4	-	-	.2
Plumbers	90.2	9.8	-	3.1	4.1	3.6	24.5	10.7	8.0	14.0	10.6	4.1	5.5	-	.9
Reinforcing iron workers	96.5	3.5	-	4.4	16.2	19.2	12.6	9.0	6.5	10.6	10.3	2.9	-	4.1	-
Roofers, composition	97.6	2.4	1.4	3.8	8.7	12.1	7.7	20.7	6.1	22.2	8.5	1.5	1.0	-	-
Roofers, slate and tile	98.4	1.6	5.0	4.8	1.5	25.9	8.0	27.0	.5	12.5	8.8	.2	1.2	-	-
Sheet-metal workers	99.4	.6	-	4.5	5.9	15.4	11.1	18.3	6.9	19.1	8.5	3.5	1.5	1.7	-
Stonemasons	95.7	3.5	1.5	2.2	16.8	3.7	9.7	1.5	9.7	15.3	26.5	-	7.3	(²)	1.5
Structural iron workers	97.1	2.9	-	4.3	9.0	17.5	25.9	11.7	7.2	6.7	4.7	2.3	-	2.2	4.5
Tile layers	92.4	7.6	2.9	13.5	2.4	11.5	8.2	7.5	4.9	26.3	6.9	3.0	3.2	.7	1.6
Helpers and laborers	98.3	1.7	(²)	5.7	4.6	3.2	15.3	16.4	13.1	27.3	5.0	.2	-	(²)	2.1
Bricklayers' tenders	99.4	.6	-	5.9	3.2	1.1	14.2	5.9	11.8	14.2	15.5	-	-	-	.5
Building laborers	99.3	.7	-	5.3	4.4	2.9	15.7	18.6	14.1	32.2	2.4	-	-	-	2.6
Composition roofers' helpers	98.5	1.5	4.8	7.3	12.2	4.8	9.2	3.3	9.7	7.8	14.7	7.8	-	-	4.4
Elevator constructors' helpers	80.5	19.5	-	11.5	5.5	14.0	19.4	7.1	5.0	2.5	7.2	-	-	-	2.6
Marble setters' helpers	90.9	9.1	-	5.0	1.6	14.1	12.8	9.1	5.1	30.1	6.2	5.1	-	.8	-
Plasterers' laborers	96.8	3.2	-	5.9	6.9	2.9	9.6	15.8	14.9	24.5	11.9	.4	-	-	-
Plumbers' laborers	94.6	5.4	-	13.4	1.3	2.7	7.9	34.3	13.4	13.4	8.2	-	-	-	-
Terrazzo workers' laborers	81.1	18.9	-	9.2	3.1	5.5	23.6	13.9	5.3	5.4	6.3	4.1	-	1.1	.1
Tile layers' helpers	94.5	5.5	-	1.5	19.3	11.5	16.4	16.0	2.9	16.4	2.0	5.4	-	.4	.7

¹ Excluded from this tabulation are workers whose wage rates were decreased over the July 1978-79 period. Such decreases were the result of reallocation of money from wages to benefits, or negotiated reductions in rates to attract more work for union members during periods of declining demand for union labor.

² Less than 0.05 percent.

NOTE: Because of rounding, sums of individual items may not equal totals. Dash indicates no members reported for specified interval.

Table 8. Wage rate distribution by trade: United States

(Union building trades, July 2, 1979)

Trade	Average rate per hour	Percent of journeymen whose rates per hour were													
		Under \$9.40	\$9.40 - \$9.80	\$9.80 - \$10.20	\$10.20 - \$10.60	\$10.60 - \$11.00	\$11.00 - \$11.40	\$11.40 - \$11.80	\$11.80 - \$12.20	\$12.20 - \$12.60	\$12.60 - \$13.00	\$13.00 - \$13.40	\$13.40 - \$13.80	\$13.80 and over	
Journeymen	\$11.80	2.6	2.8	5.2	5.7	8.9	11.9	11.5	11.4	11.9	12.6	7.9	2.7	4.9	
Asbestos workers	11.64	-	-	5.2	5.1	22.1	15.4	11.2	16.6	6.3	5.2	6.3	2.7	3.9	
Boilermakers	12.46	-	-	-	-	12.8	8.7	4.2	24.5	8.4	8.4	11.4	4.1	¹ 17.5	
Bricklayers	11.76	.9	2.4	2.3	7.3	12.5	11.7	13.3	8.8	15.6	9.2	12.9	3.1	-	
Carpenters	11.59	2.8	3.3	5.6	8.7	7.9	13.1	13.5	7.7	13.1	18.6	4.9	.3	.5	
Cement finishers	11.15	4.8	2.5	10.2	12.9	12.2	6.2	15.1	28.4	5.4	.3	-	.6	1.4	
Drywall tapers	11.56	1.1	2.8	6.7	1.3	27.3	19.9	5.5	2.6	5.1	10.4	10.4	5.9	1.0	
Electricians	12.51	.7	2.2	2.6	-	4.5	13.3	7.1	8.1	11.8	9.5	19.8	9.9	10.5	
Elevator constructors	12.29	1.0	-	3.3	9.2	6.8	6.7	11.8	22.2	2.9	7.6	10.4	3.2	² 14.9	
Glaziers	11.02	8.1	6.9	6.0	10.9	21.2	9.0	6.3	16.2	9.2	5.5	-	-	.7	
Lathers	11.54	.6	4.9	8.1	9.3	15.4	6.9	3.8	19.4	13.1	9.1	2.8	6.1	.6	
Machinists	13.05	-	-	-	2.2	4.1	-	13.3	8.2	4.7	3.6	29.8	-	³ 34.1	
Marble setters	11.25	4.9	7.1	6.4	17.8	11.1	10.6	7.9	3.9	9.5	16.0	2.0	2.7	-	
Mosaic and terrazzo workers	10.96	7.6	4.0	13.5	18.7	10.2	4.2	6.3	22.3	9.0	.7	1.5	2.1	-	
Painters	11.16	8.6	4.2	14.2	2.6	20.2	9.8	7.6	9.4	3.8	13.2	2.7	.3	3.4	
Paperhangers	11.12	8.0	4.4	11.8	9.9	19.9	7.9	7.6	12.4	1.4	10.3	-	-	6.6	
Pipefitters	12.47	.1	-	1.0	3.9	1.4	17.2	9.8	10.7	14.2	10.4	10.3	2.1	⁴ 18.8	
Plasterers	11.31	8.2	.5	2.8	15.0	16.7	19.1	9.3	5.2	5.6	2.2	11.1	2.3	2.0	
Plumbers	12.01	.2	-	9.7	3.7	5.2	12.6	15.1	16.6	4.8	8.7	10.5	.8	⁵ 12.3	
Reinforcing iron workers	11.60	2.8	7.8	5.4	1.2	12.3	7.3	10.3	14.7	18.8	13.1	1.3	5.1	-	
Roofers, composition	11.29	⁶ 14.2	1.5	4.4	7.6	8.4	8.1	12.1	5.3	22.0	9.8	2.1	4.5	-	
Roofers, slate and tile	11.01	⁷ 17.4	.2	7.5	3.4	3.2	6.1	31.6	12.9	7.4	1.8	.2	8.3	-	
Sheet-metal workers	12.01	.8	3.5	2.2	4.6	3.6	9.3	19.6	15.3	6.8	17.6	9.6	4.1	3.1	
Stonemasons	11.73	.6	.5	1.5	8.7	21.0	10.6	4.9	13.1	15.1	15.2	6.2	2.5	-	
Structural iron workers	11.80	1.6	5.6	3.4	3.9	7.1	9.0	5.5	15.3	34.8	8.6	2.1	3.1	-	
Tile layers	11.29	6.0	8.4	5.3	13.8	19.4	4.1	4.9	7.1	10.6	9.4	3.1	1.1	6.8	
Trade	Average rate per hour	Percent of helpers and laborers whose rates per hour were													
		Under \$6.40	\$6.40 - \$6.80	\$6.80 - \$7.20	\$7.20 - \$7.60	\$7.60 - \$8.00	\$8.00 - \$8.40	\$8.40 - \$8.80	\$8.80 - \$9.20	\$9.20 - \$9.60	\$9.60 - \$10.00	\$10.00 - \$10.40	\$10.40 - \$10.80	\$10.80 - \$11.20	\$11.20 and over
Helpers and laborers	\$9.15	3.2	3.3	3.9	3.9	1.5	7.9	5.2	16.2	16.2	6.7	20.9	5.9	2.5	2.8
Bricklayers' tenders	9.42	3.6	4.4	4.1	1.3	.9	1.9	4.9	3.7	20.0	14.8	31.2	4.2	1.6	3.4
Building laborers	9.14	2.6	2.8	2.9	3.9	1.1	9.7	5.2	19.7	16.6	4.6	21.1	5.9	2.3	1.7
Composition roofers' helpers	7.39	⁸ 32.5	4.4	8.5	9.6	16.8	3.7	2.6	.7	.2	-	2.2	13.9	4.8	-
Elevator constructors' helpers	8.71	.6	1.8	4.9	11.1	9.9	12.1	7.2	21.0	16.0	5.5	.9	-	2.6	6.5
Marble setters' helpers	8.84	3.1	3.2	12.5	4.5	2.0	.9	8.6	28.9	13.9	7.5	3.4	6.8	1.3	3.5
Plasterers' laborers	9.43	1.5	8.3	3.4	6.7	6.5	2.1	6.4	7.0	11.3	6.7	11.3	5.3	3.3	⁹ 20.3
Plumbers' laborers	8.45	8.7	2.4	29.1	8.8	-	-	2.7	1.8	2.1	14.0	4.9	17.6	1.1	6.7
Terrazzo workers' laborers	8.80	¹⁰ 15.3	12.6	7.0	2.0	.9	3.0	7.0	4.3	3.9	6.3	11.8	9.4	9.1	7.5
Tile layers' helpers	9.41	4.3	2.7	5.0	1.5	.7	3.2	4.4	15.0	11.7	18.1	10.3	7.6	13.0	2.4

¹ Workers were distributed as follows: 3.9 percent at between \$13.80 to \$14.20, and 13.6 percent at \$14.20 to 14.60.

² Workers were distributed as follows: 5.4 percent at between \$13.80 to \$14.20, and 9.5 percent at \$14.20 and over.

³ Workers were distributed as follows: 4.0 percent at between \$13.80 to \$14.00, and 30.1 percent at \$14.20 to \$14.60.

⁴ Workers were distributed as follows: 10.7 percent at between \$13.80 to \$14.20, and 8.1 percent at \$14.20 and over.

⁵ Workers were distributed as follows: 5.6 percent at between \$13.80 to \$14.00, and 6.7 percent at \$14.20 and over.

⁶ Workers were distributed as follows: 3.8 percent at between \$9.00 to \$9.40; 1.3 percent between \$8.60 to \$9.00, and 9.1 percent at \$8.60 and under.

⁷ Workers were distributed as follows: 5.2 percent at between \$9.00 to

\$9.40; 0.3 percent between \$8.60 to \$9.00; 2.4 percent at \$8.20 to \$8.60; and 9.5 percent at \$8.20 and under.

⁸ Workers were distributed as follows: 4.0 percent at between \$5.60 to \$6.00; 10.2 percent between \$5.20 to \$5.60, 11.4 percent between \$4.80 to \$5.20; and 6.9 percent at \$4.80 and under.

⁹ Workers were distributed as follows: 5.4 percent at between \$11.20 to \$11.60; 11.0 percent between \$11.60 to \$12.00; and 39 percent at \$12.00 and over.

¹⁰ Workers were distributed as follows: 14.8 percent at between \$6.00 to \$6.40, and 0.5 percent at \$6.00 and under.

NOTE: Because of rounding, sums of individual items may not equal totals. Dash indicates no members reported for specified interval.

Table 9. Weekly hours: United States

(Union building trades, July 2, 1979)

Trade	Average weekly hours	Percent of members having a workweek of					
		Under 35 hours	35 hours	36 hours	37.5 hours	Over 37.5 and under 40 hours	40 hours
All building trades	39.4	0.1	10.4	1.8	0.6	(¹)	87.1
Journeyemen	39.3	.1	11.2	2.1	.8	(¹)	85.8
Asbestos workers	39.3	-	13.2	-	-	-	86.8
Boilermakers	39.8	-	1.9	-	3.9	-	94.2
Bricklayers	39.3	-	13.4	-	.7	-	86.0
Carpenters	39.3	-	12.2	2.7	-	-	85.1
Cement finishers	39.7	-	6.2	-	-	-	93.8
Drywall tapers	39.9	-	.8	1.5	-	-	97.7
Electricians (inside wires)	39.1	-	14.5	2.5	1.9	-	81.2
Elevator constructors	39.4	-	12.4	-	-	-	87.6
Glaziers	39.7	-	5.7	1.0	-	1.9	91.4
Lathers	39.2	-	12.8	4.3	-	-	82.9
Machinists	40.0	-	-	-	-	-	100.0
Marble setters	39.6	-	7.7	-	-	-	92.3
Mosaic and terrazzo workers	39.2	-	15.6	-	-	-	84.4
Painters	38.9	-	19.1	3.1	-	-	77.8
Paperhangers	39.4	-	6.5	6.8	-	-	86.6
Pipefitters	39.3	1.0	8.4	6.1	.3	-	84.3
Plasterers	39.3	1.4	9.9	2.8	-	-	85.9
Plumbers	39.1	-	14.2	3.9	2.4	-	79.5
Reinforcing iron workers	39.9	-	2.3	-	-	-	97.7
Roofers, composition	39.3	-	13.6	-	-	-	86.4
Roofers, slate and tile	39.1	-	18.1	-	-	-	81.9
Sheet-metal workers	39.5	-	8.8	-	2.9	-	88.3
Stonemasons	38.9	-	20.4	-	2.8	-	76.8
Structural iron workers	39.9	-	2.5	-	-	-	97.5
Tile layers	40.0	-	-	-	-	-	100.0
Helpers and laborers	39.6	.1	6.9	.2	-	-	92.9
Bricklayers' tenders	38.6	-	27.4	.5	-	-	72.0
Building laborers	39.8	-	3.1	-	-	-	96.9
Composition roofers' helpers	40.0	-	.7	-	-	-	99.3
Elevator constructors' helpers	39.5	-	10.3	-	-	-	89.7
Marble setters' helpers	39.8	-	3.8	-	-	-	96.2
Plasterers' laborers	39.6	1.7	3.1	2.6	-	-	92.5
Plumbers' laborers	40.0	-	-	-	-	-	100.0
Terrazzo workers' laborers	39.4	-	11.9	-	-	-	88.1
Tile layers' helpers	40.0	-	-	-	-	-	100.0

¹ Less than 0.05 percent.

items may not equal totals. Dash indicates no members reported for specified interval.

NOTE: Because of rounding, sums of individual

Table 10. Average wage rates by trade: Regions

(Union building trades, July 2, 1979)

Trade	United States	Region ¹								
		New England	Middle Atlantic	Border States	Southeast	Southwest	Great Lakes	Middle West	Mountain	Pacific
All building trades	\$11.32	\$10.72	\$11.43	\$10.25	\$9.60	\$10.25	\$11.86	\$11.32	\$11.07	\$12.16
Journeymen	11.80	11.16	11.92	10.86	10.20	10.65	12.28	11.69	11.59	12.73
Asbestos workers	11.64	10.95	11.69	11.21	10.69	11.31	11.84	11.36	11.38	14.07
Boilermakers	12.46	12.30	12.04	11.41	10.74	12.03	12.95	12.14	13.18	13.71
Bricklayers	11.76	10.81	11.69	10.82	10.68	11.04	12.31	11.43	11.68	12.72
Carpenters	11.59	10.87	11.82	10.81	9.79	10.25	12.28	11.54	11.02	12.14
Cement finishers	11.15	10.85	10.93	10.15	9.71	10.55	11.64	11.20	10.89	11.48
Drywall tapers	11.56	11.04	11.20	11.50	9.62	10.62	10.95	11.09	10.64	12.82
Electricians (inside wires)	12.51	11.46	12.89	11.40	10.83	11.40	12.84	12.13	12.61	13.85
Elevator constructors	12.29	11.36	12.02	11.53	10.39	10.79	12.93	12.04	11.80	15.15
Glaziers	11.02	10.16	11.37	10.51	9.21	9.86	11.35	11.08	11.26	11.38
Lathers	11.54	10.74	11.59	10.94	10.02	10.54	12.06	11.66	10.83	12.39
Machinists	13.05	11.50	13.13	13.03	-	11.50	13.01	12.12	-	14.12
Marble setters	11.25	10.41	11.07	10.13	10.32	10.99	11.75	11.51	11.15	12.72
Mosaic and terrazzo workers	10.96	10.41	11.51	9.95	10.36	9.92	11.32	12.18	11.19	11.89
Painters	11.16	10.73	10.74	9.89	8.97	10.33	11.27	11.25	10.91	12.54
Paperhangers	11.12	10.29	10.70	10.93	9.39	10.19	10.91	11.44	10.93	12.84
Pipefitters	12.47	11.79	12.40	11.28	11.11	11.11	12.75	12.72	12.26	14.14
Plasterers	11.31	10.61	11.64	10.70	9.54	10.63	11.55	11.09	11.11	12.35
Plumbers	12.01	11.54	11.89	10.74	11.00	10.28	12.50	12.49	12.58	14.09
Reinforcing iron workers	11.60	11.91	11.83	10.57	10.19	9.74	12.45	11.06	11.71	12.48
Roofers, composition	11.29	10.82	12.09	9.09	9.41	8.67	12.24	10.18	11.27	11.72
Roofers, slate and tile	11.01	11.63	12.18	7.68	9.41	8.58	11.51	10.55	9.99	11.81
Sheet-metal workers	12.01	11.30	12.24	11.14	10.56	10.63	12.26	12.09	11.76	13.23
Stonemasons	11.73	10.82	11.84	10.59	10.53	11.60	11.90	11.43	11.88	12.58
Structural iron workers	11.80	11.73	12.10	10.56	10.18	10.31	12.41	11.08	11.76	12.60
Tile layers	11.29	10.41	10.67	9.83	10.13	10.25	11.72	10.90	11.19	12.29
Helpers and laborers	9.15	8.75	9.68	7.63	6.89	7.49	9.94	9.19	8.78	9.49
Bricklayers' tenders	9.42	9.06	10.22	6.76	7.04	7.46	9.83	9.66	9.44	10.05
Building laborers	9.14	8.64	9.58	7.78	6.87	7.52	9.98	9.00	8.66	9.33
Composition roofers' helpers	7.39	8.71	7.46	6.09	5.90	3.33	8.86	-	-	7.76
Elevator constructors' helpers	8.71	7.81	8.71	7.97	7.30	7.53	9.02	8.46	8.14	10.48
Marble setters' helpers	8.84	9.51	9.35	9.64	7.86	7.88	10.79	10.53	9.16	8.96
Plasterers' laborers	9.43	8.96	9.69	8.49	7.16	7.27	10.08	9.91	9.65	11.17
Plumbers' laborers	8.45	-	9.94	7.31	6.72	-	10.45	10.36	6.99	9.71
Terrazzo workers' laborers	8.80	10.30	9.98	7.18	6.93	7.40	10.51	11.07	10.08	10.11
Tile layers' helpers	9.41	9.48	9.49	7.36	6.84	7.97	10.63	9.50	9.15	10.03

¹ The regions referred to in this study include: **New England** Connecticut, Maine, Massachusetts, New Hampshire, Rhode Island, and Vermont; **Middle Atlantic** New Jersey, New York, and Pennsylvania; **Border States** Delaware, District of Columbia, Kentucky, Maryland, Virginia, and West Virginia; **Southeast** Alabama, Florida, Georgia, Mississippi, North Carolina, South Carolina, and Tennessee; **Southwest** Arkansas, Louisiana, Oklahoma, and Texas; **Great Lakes** Illinois, Indiana,

Michigan, Minnesota, Ohio, and Wisconsin; **Middle West** Iowa, Kansas, Missouri, Nebraska, North Dakota, and South Dakota; **Mountain** Arizona, Colorado, Idaho, Montana, New Mexico, Utah, and Wyoming; **Pacific** Alaska, California, Hawaii, Nevada, Oregon, and Washington.

NOTE: Dash indicates no data reported.

Table 11. Average wage rates plus employer contributions¹ for selected benefits: Regions

(Union building trades, July 2, 1979)

Trade	United States	Region ²								
		New England	Middle Atlantic	Border States	Southeast	Southwest	Great Lakes	Middle West	Mountain	Pacific
All building trades	\$13.98	\$13.02	\$14.54	\$11.97	\$10.88	\$11.60	\$14.46	\$13.43	\$13.25	\$16.26
Journeyman	14.59	13.62	15.25	12.76	11.58	12.06	15.06	13.85	13.90	16.89
Asbestos workers	14.69	14.23	14.95	13.35	12.97	13.22	15.67	14.64	14.50	17.53
Boilermakers	15.39	14.68	15.92	14.33	12.89	14.01	16.17	14.41	16.08	16.81
Bricklayers	14.12	12.95	15.18	12.30	11.55	11.99	14.76	13.61	13.50	16.09
Carpenters	14.29	12.76	15.42	12.21	10.93	11.37	14.81	13.07	13.19	16.36
Cement finishers	14.06	12.58	15.00	11.49	10.51	11.64	14.10	13.41	12.94	15.97
Drywall tapers	13.71	13.10	12.98	13.51	10.76	11.29	12.71	12.18	12.39	16.06
Electricians (inside wires)	15.54	14.87	15.88	13.25	12.77	13.08	15.92	15.09	15.28	18.51
Elevator constructors	15.11	13.94	15.23	14.17	12.90	13.41	15.67	14.84	14.32	18.15
Glaziers	13.69	12.38	14.20	11.83	10.28	11.22	13.53	14.19	12.59	15.50
Lathers	13.53	12.27	14.04	11.90	10.45	11.75	14.36	12.55	12.86	15.15
Machinists	14.75	12.91	16.02	15.02	-	12.62	15.01	13.55	-	15.58
Marble setters	13.45	12.69	13.70	12.00	11.65	11.86	14.10	13.05	12.97	16.12
Mosaic and terrazzo workers	12.83	12.70	14.22	11.39	11.34	10.63	13.27	12.92	13.09	15.51
Painters	13.13	12.62	12.99	10.99	9.91	11.30	13.15	12.58	12.77	15.31
Paperhangers	12.99	11.91	12.40	12.86	10.34	11.24	12.62	12.70	12.45	16.01
Pipefitters	15.55	14.42	15.34	13.75	13.00	13.10	15.73	16.02	14.64	19.36
Plasterers	13.55	12.77	13.82	11.53	10.59	11.36	13.90	12.40	12.64	16.19
Plumbers	15.10	14.15	15.77	13.04	12.63	11.61	15.73	14.89	14.96	19.49
Reinforcing iron workers	14.75	14.80	15.26	13.27	11.74	11.58	15.89	13.40	14.58	17.25
Roofers, composition	13.51	13.06	14.97	9.91	10.04	9.24	14.69	12.12	12.18	15.15
Roofers, slate and tile	13.08	13.79	14.16	7.99	9.82	9.05	13.82	12.97	12.22	15.08
Sheet-metal workers	14.98	14.24	15.21	13.77	12.26	12.28	15.24	14.62	14.65	17.75
Stonemasons	14.23	13.15	14.55	12.55	11.49	12.62	14.42	13.90	13.87	16.12
Structural iron workers	15.42	14.69	16.71	13.28	11.70	12.21	16.45	13.82	14.19	17.53
Tile layers	13.60	12.71	12.72	11.05	11.15	10.94	13.64	12.99	13.08	15.80
Helpers and laborers	11.27	10.36	12.04	8.61	7.73	8.37	11.81	11.00	10.42	13.31
Bricklayers' tenders	11.28	10.71	12.62	7.38	7.76	8.32	11.46	11.56	10.89	13.93
Building laborers	11.34	10.22	11.91	8.76	7.67	8.37	11.89	10.78	10.33	13.20
Composition roofers' helpers	8.96	10.34	10.14	6.73	6.79	3.73	10.71	-	-	10.13
Elevator constructors' helpers	11.19	10.07	11.55	10.30	9.54	9.85	11.39	10.92	10.37	13.08
Marble setters' helpers	10.43	11.09	12.20	10.85	9.00	8.16	12.54	10.99	10.60	12.11
Plasterers' laborers	11.60	10.57	11.82	9.70	8.30	8.11	11.96	11.58	11.29	15.21
Plumbers' laborers	9.85	-	12.80	8.19	7.36	-	12.46	12.39	8.82	12.81
Terrazzo workers' laborers	9.98	11.37	12.29	7.75	7.74	8.03	11.72	11.35	11.19	12.60
Tile layers' helpers	11.24	10.92	11.64	8.13	7.68	8.42	12.22	11.14	10.68	12.85

¹ See table 4, footnote 1.

² See table 10, footnote 1, for definitions of regions.

NOTE: Dash indicates no data reported.

Table 12. Cents-per-hour and percent changes in average wage rates by trade: Regions

(Union building trades, July 3, 1978-July 2, 1979)

Trade	United States		Region ¹							
			New England		Middle Atlantic		Border States		Southeast	
	Cents per hour	Percent	Cents per hour	Percent	Cents per hour	Percent	Cents per hour	Percent	Cents per hour	Percent
All building trades	73	6.9	61	6.0	66	6.1	59	6.1	56	6.2
Journeyman	76	6.9	63	6.0	69	6.1	62	6.1	60	6.3
Asbestos workers	75	6.9	57	5.5	59	5.3	81	7.8	100	10.3
Boilermakers	98	8.6	50	4.2	83	7.4	82	7.8	75	7.5
Bricklayers	81	7.4	42	4.0	55	5.0	60	5.8	82	8.3
Carpenters	74	6.8	66	6.5	74	6.7	71	7.0	43	4.5
Cement finishers	69	6.6	46	4.4	29	2.7	44	4.5	55	6.0
Drywall tapers	69	6.3	114	11.5	52	4.8	89	8.4	39	4.2
Electricians (inside wires)	85	7.3	70	6.6	62	5.1	71	6.6	96	9.7
Elevator constructors	56	4.8	42	3.9	51	4.5	23	2.0	36	3.6
Glaziers	71	6.9	51	5.3	73	6.9	58	5.8	45	5.1
Lathers	71	6.5	60	6.0	65	5.9	78	7.7	48	5.0
Machinists	135	11.5	75	7.0	158	13.7	100	8.3	-	-
Marble setters	73	6.9	40	4.0	68	6.6	27	2.7	69	7.2
Mosaic and terrazzo workers	75	7.3	40	4.0	68	6.3	61	6.6	69	7.1
Painters	69	6.6	96	9.8	43	4.2	66	7.2	56	6.6
Paperhangers	71	6.9	70	7.3	56	5.5	75	7.4	56	6.3
Pipefitters	78	6.7	41	3.6	72	6.1	52	4.9	67	6.4
Plasterers	70	6.6	58	5.7	76	7.0	49	4.8	59	6.6
Plumbers	79	7.0	53	4.8	77	6.9	47	4.6	83	8.2
Reinforcing iron workers	70	6.4	68	6.0	65	5.8	53	5.3	39	3.9
Roofers, composition	70	6.6	73	7.2	74	6.5	79	9.6	51	5.7
Roofers, slate and tile	62	6.0	75	6.9	66	5.7	47	6.5	35	3.9
Sheet-metal workers	79	7.1	63	5.9	61	5.2	74	7.1	69	7.0
Stonemasons	85	7.8	41	3.9	91	8.3	28	2.7	71	7.3
Structural iron workers	75	6.8	63	5.7	112	10.2	47	4.6	30	3.0
Tile layers	70	6.6	40	4.0	22	2.1	46	4.9	68	7.2
Helpers and laborers	59	6.9	51	6.2	55	6.0	46	6.4	36	5.5
Bricklayers' tenders	51	5.8	62	7.4	21	2.1	36	5.5	38	5.8
Building laborers	62	7.3	51	6.2	67	7.5	51	6.9	35	5.3
Composition roofers' helpers	44	6.4	40	4.8	34	4.8	43	7.7	41	7.4
Elevator constructors' helpers	40	4.8	22	2.9	39	4.7	16	2.0	29	4.1
Marble setters' helpers	56	6.7	45	4.9	36	4.0	7	.8	56	7.6
Plasterers' laborers	61	6.9	55	6.5	38	4.1	69	8.9	37	5.4
Plumbers' laborers	50	6.4	-	-	56	6.0	43	6.2	36	5.7
Terrazzo workers' laborers	43	5.2	41	4.2	9	.9	32	4.7	30	4.5
Tile layers' helpers	54	6.1	42	4.7	33	3.6	24	3.4	31	4.7

See footnotes at end of table.

Table 12. Continued—Cents-per-hour and percent changes in average wage rates by trade: Regions

(Union building trades, July 3, 1978–July 2, 1979)

Trade	Region ¹									
	Southwest		Great Lakes		Middle West		Mountain		Pacific	
	Cents per hour	Percent	Cents per hour	Percent	Cents per hour	Percent	Cents per hour	Percent	Cents per hour	Percent
All building trades	60	6.2	86	7.8	65	6.1	81	7.9	83	7.3
Journeyman	62	6.2	88	7.7	70	6.4	86	8.1	86	7.2
Asbestos workers	58	5.4	71	6.4	59	5.5	107	10.4	123	9.6
Boilermakers	148	14.1	102	8.5	100	9.0	104	8.5	89	7.0
Bricklayers	81	7.9	93	8.2	84	7.9	48	4.3	124	10.8
Carpenters	58	6.0	93	8.2	60	5.5	79	7.7	72	6.3
Cement finishers	63	6.4	78	7.2	80	7.7	90	9.0	81	7.5
Drywall tapers	52	5.2	71	7.0	62	6.0	39	3.8	71	5.9
Electricians (inside wires)	75	7.1	89	7.4	69	6.0	122	10.7	108	8.4
Elevator constructors	52	5.0	50	4.1	54	4.7	68	6.1	117	8.3
Glaziers	29	3.1	84	8.0	76	7.3	64	6.0	82	7.8
Lathers	72	7.3	111	10.2	60	5.4	65	6.4	58	4.9
Machinists	93	8.7	113	9.5	141	13.2	-	-	177	14.3
Marble setters	66	6.4	60	5.3	85	8.0	102	10.0	113	9.8
Mosaic and terrazzo workers	51	5.4	91	8.8	114	10.4	99	9.7	103	9.5
Painters	65	6.7	79	7.5	64	6.0	83	8.2	78	6.6
Paperhangers	61	6.4	80	7.9	66	6.1	80	7.9	74	6.1
Pipefitters	57	5.4	90	7.6	79	6.6	70	6.0	111	8.5
Plasterers	48	4.7	72	6.6	61	5.8	49	4.6	86	7.5
Plumbers	26	2.6	88	7.6	108	9.5	112	9.8	111	8.6
Reinforcing iron workers	60	6.5	105	9.2	60	5.7	67	6.1	61	5.1
Roofers, composition	47	5.8	83	7.3	34	3.4	109	10.7	61	5.5
Roofers, slate and tile	39	4.8	71	6.6	30	2.9	77	8.4	68	6.1
Sheet-metal workers	52	5.1	86	7.5	68	5.9	110	10.3	99	8.1
Stonemasons	87	8.1	77	7.0	83	7.9	77	6.9	117	10.3
Structural iron workers	64	6.7	82	7.1	70	6.7	66	5.9	64	5.4
Tile layers	61	6.4	79	7.3	63	6.1	99	9.7	96	8.5
Helpers and laborers	44	6.3	76	8.2	39	4.4	58	7.0	67	7.6
Bricklayers' tenders	41	5.8	78	8.7	68	7.6	48	5.4	73	7.8
Building laborers	47	6.7	76	8.3	34	3.9	61	7.5	64	7.4
Composition roofers' helpers	13	4.1	48	5.7	-	-	-	-	78	11.2
Elevator constructors' helpers	34	4.7	28	3.3	39	4.8	43	5.6	85	8.8
Marble setters' helpers	34	4.4	78	7.8	56	5.6	(²)	6.0	91	11.4
Plasterers' laborers	39	5.6	75	8.1	45	4.8	57	6.3	81	7.8
Plumbers' laborers	-	-	85	8.9	33	3.3	39	5.8	68	7.5
Terrazzo workers' laborers	30	4.3	84	8.7	71	6.8	63	6.7	77	8.3
Tile layers' helpers	46	6.1	72	7.2	61	6.8	52	6.0	86	9.4

¹ See table 10, footnote 1, for definitions of regions.

² Less than 0.5 cents.

NOTE: Cents-per-hour and percent changes were calculated by averaging year-to-year increases with year-to-year decreases and no-change situations, weighted by current-year membership. Thus, relatively small increases may reflect the inclusion of cities where rates declined or remained unchanged for a trade.

Variations in the size of annual increases from survey to survey may be due, in part, to the timing of negotiations in relation to the survey reference date, and do not include increases made later that are retroactive to that date or before. Such retroactive increases are included in the wage rates reported in the following year's survey.

Dash indicates no data reported.

Table 13. Average wage rates and employer contributions for selected benefits: Selected cities by population group

(Union building trades, July 2, 1979)

City by population group	Average rate per hour	Average employer contribution per hour ¹	Average rate plus employer contribution per hour ¹	City by population group	Average rate per hour	Average employer contribution per hour ¹	Average rate plus employer contribution per hour ¹
All cities	\$11.32	\$2.66	\$13.98	Cincinnati, Ohio	\$12.29	\$2.30	\$14.59
Population group I (1,000,000 and over)	11.78	3.29	15.07	Fort Worth, Tex	9.90	1.15	11.06
Chicago, Ill	12.05	2.19	14.25	Honolulu, Hawaii	10.30	3.96	14.26
Detroit, Mich	12.31	4.22	16.53	Long Beach, Calif	11.82	4.58	16.40
Houston, Tex	11.20	1.93	13.13	Louisville, Ky	11.05	2.06	13.11
Los Angeles, Calif	11.96	4.44	16.41	Miami, Fla	9.58	1.66	11.25
New York, N.Y	11.74	3.93	15.67	Minneapolis-St. Paul, Minn	10.93	1.97	12.90
Philadelphia, Pa	10.69	2.66	13.36	Nashville-Davidson, Tenn	10.02	1.06	11.09
Population group II (500,000 to 1,000,000)	11.49	2.58	14.08	Newark, N.J	11.97	3.01	14.98
Baltimore, Md	10.00	2.00	12.01	Norfolk, Va	8.80	1.15	9.94
Boston, Mass	11.09	2.58	13.67	Omaha, Nebr	11.36	2.09	13.45
Cleveland, Ohio	12.69	3.20	15.89	Portland, Ore	12.82	3.16	15.99
Columbus, Ohio	11.49	2.17	13.67	Rochester, N.Y	11.32	2.88	14.20
Dallas, Tex	10.00	1.27	11.27	Sacramento, Calif	12.34	4.59	16.93
Denver, Colo	10.78	2.36	13.15	Toledo, Ohio	12.65	2.75	15.39
Indianapolis, Ind	11.89	2.01	13.89	Wichita, Kans	10.63	1.35	11.98
Jacksonville, Fla	9.61	1.46	11.07	Population group IV (100,000 to 250,000)	10.92	2.33	13.25
Kansas City, Mo	11.81	1.99	13.79	Albany, N.Y	10.69	2.13	12.82
Memphis, Tenn	10.58	1.39	11.97	Chattanooga, Tenn	9.49	1.13	10.62
Milwaukee, Wis	11.70	2.94	14.64	Corpus Christi, Tex	9.92	.97	10.89
New Orleans, La	10.26	1.45	11.71	Flint, Mich	11.06	2.95	14.02
Phoenix, Ariz	11.48	2.47	13.95	Fremont, Calif	12.72	4.79	17.51
Pittsburgh, Pa	11.87	2.80	14.67	Fresno, Calif	12.46	4.30	16.76
St. Louis, Mo	11.26	2.49	13.75	Grand Rapids, Mich	10.56	2.39	12.95
San Antonio, Tex	9.70	1.53	11.23	Hammond, Ind	12.03	2.05	14.09
San Diego, Calif	11.71	3.79	15.50	Huntsville, Ala	9.53	1.00	10.53
San Francisco, Calif	13.54	4.90	18.44	New Bedford, Mass	10.35	2.30	12.64
Seattle, Wash	13.16	2.86	16.02	New Haven, Conn	10.38	1.90	12.28
Washington, D.C	11.01	1.81	12.82	Providence, R.I	10.51	2.24	12.75
Population group III (250,000 to 500,000)	11.07	2.42	13.49	Riverside, Calif	11.66	4.18	15.84
Akron, Ohio	11.85	2.20	14.05	Rockford, Ill	11.95	2.14	14.09
Atlanta, Ga	9.46	1.37	10.83	St. Petersburg, Fla	9.24	1.20	10.44
Buffalo, N.Y	11.89	3.00	14.89	Salt Lake City, Utah	11.00	1.83	12.83
				Santa Ana, Calif	11.88	4.36	16.24
				Scranton, Pa	10.93	2.14	13.07
				Spokane, Wash	12.27	2.85	15.12
				Stamford, Conn	10.90	2.29	13.19

¹ See table 4, footnote 1.

NOTE: Because of rounding, sums of individual items may not equal totals.

Table 14. Average wage rates and employer contributions for selected benefits: Selected cities by region

(Union building trades, July 2, 1979)

City by region ¹	Average rate per hour	Average employer contribution per hour ²	Average rate plus employer contribution per hour ²	City by region ¹	Average rate per hour	Average employer contribution per hour ²	Average rate plus employer contribution per hour ²
All cities	\$11.32	\$2.66	\$13.98	Great Lakes	\$11.86	\$2.61	\$14.46
New England	10.72	2.31	13.02	Akron, Ohio (III)	11.85	2.20	14.05
Boston, Mass. (II)	11.09	2.58	13.67	Chicago, Ill. (I)	12.05	2.19	14.25
New Bedford, Mass. (IV)	10.35	2.30	12.64	Cincinnati, Ohio (III)	12.29	2.30	14.59
New Haven, Conn. (IV)	10.38	1.90	12.28	Cleveland, Ohio (II)	12.69	3.20	15.89
Providence, R.I. (IV)	10.51	2.24	12.75	Columbus, Ohio (II)	11.49	2.17	13.67
Stamford, Conn. (IV)	10.90	2.29	13.19	Detroit, Mich. (I)	12.31	4.22	16.53
Middle Atlantic	11.43	3.11	14.54	Flint, Mich. (IV)	11.06	2.95	14.02
Albany, N.Y. (IV)	10.69	2.13	12.82	Grand Rapids, Mich. (IV)	10.56	2.39	12.95
Buffalo, N.Y. (III)	11.89	3.00	14.89	Hammond, Ind. (IV)	12.03	2.05	14.09
New York, N.Y. (I)	11.74	3.93	15.67	Indianapolis, Ind. (II)	11.89	2.01	13.89
Newark, N.J. (III)	11.97	3.01	14.98	Milwaukee, Wis. (II)	11.70	2.94	14.64
Philadelphia, Pa. (I)	10.69	2.66	13.36	Minneapolis-St. Paul, Minn. (III)	10.93	1.97	12.90
Pittsburgh, Pa. (II)	11.87	2.80	14.67	Rockford, Ill. (IV)	11.95	2.14	14.09
Rochester, N.Y. (III)	11.32	2.88	14.20	Toledo, Ohio (III)	12.65	2.75	15.39
Scranton, Pa. (IV)	10.93	2.14	13.07	Middle West	11.32	2.11	13.43
Border States	10.25	1.72	11.97	Kansas City, Mo. (II)	11.81	1.99	13.79
Baltimore, Md. (II)	10.00	2.00	12.01	Omaha, Nebr. (III)	11.36	2.09	13.45
Louisville, Ky. (III)	11.05	2.06	13.11	St. Louis, Mo. (II)	11.26	2.49	13.75
Norfolk, Va. (III)	8.80	1.15	9.94	Wichita, Kans. (III)	10.63	1.35	11.98
Washington, D.C. (II)	11.01	1.81	12.82	Mountain	11.07	2.19	13.25
Southeast	9.60	1.28	10.88	Denver, Colo. (II)	10.78	2.36	13.15
Atlanta, Ga. (III)	9.46	1.37	10.83	Phoenix, Ariz. (II)	11.48	2.47	13.95
Chattanooga, Tenn. (IV)	9.49	1.13	10.62	Salt Lake City, Utah (IV)	11.00	1.83	12.83
Huntsville, Ala. (IV)	9.53	1.00	10.53	Pacific	12.16	4.10	16.26
Jacksonville, Fla. (II)	9.61	1.46	11.07	Fremont, Calif. (IV)	12.72	4.79	17.51
Memphis, Tenn. (II)	10.58	1.39	11.97	Fresno, Calif. (IV)	12.46	4.30	16.76
Miami, Fla. (III)	9.58	1.66	11.25	Honolulu, Hawaii (III)	10.30	3.96	14.26
Nashville-Davidson, Tenn. (III)	10.02	1.06	11.09	Long Beach, Calif. (III)	11.82	4.58	16.40
St. Petersburg, Fla. (IV)	9.24	1.20	10.44	Los Angeles, Calif. (I)	11.96	4.44	16.41
Southwest	10.25	1.35	11.60	Portland, Oreg. (III)	12.82	3.16	15.99
Corpus Christi, Tex. (IV)	9.92	.97	10.89	Riverside, Calif. (IV)	11.66	4.18	15.84
Dallas, Tex. (II)	10.00	1.27	11.27	Sacramento, Calif. (III)	12.34	4.59	16.93
Fort Worth, Tex. (III)	9.90	1.15	11.06	San Diego, Calif. (II)	11.71	3.79	15.50
Houston, Tex. (I)	11.20	1.93	13.13	San Francisco, Calif. (II)	13.54	4.90	18.44
New Orleans, La. (II)	10.26	1.45	11.71	Santa Ana, Calif. (IV)	11.88	4.36	16.24
San Antonio, Tex. (II)	9.70	1.53	11.23	Seattle, Wash. (II)	13.16	2.86	16.02
				Spokane, Wash. (IV)	12.27	2.85	15.12

¹ See table 10, footnote 1, for definitions of regions. Population size is shown in parentheses as follows: Group I = 1,000,000 or more; Group II = 500,000 to 1,000,000; Group III = 250,000 to 500,000; and Group IV = 100,000 to 250,000.

² See table 4, footnote 1.

NOTE: Because of rounding, sums of individual items may not equal totals.

**Table 15. Average wage rates and employer contributions for selected benefits, journeymen and laborers:
Selected cities by population group**

(Union building trades, July 2, 1979)

City by population group	Average rate per hour	Average employer contribution per hour ¹	Average rate plus employer contribution per hour ¹	City by population group	Average rate per hour	Average employer contribution per hour ¹	Average rate plus employer contribution per hour ¹
Journeymen							
All cities	\$11.80	\$2.78	\$14.59	Cincinnati, Ohio	\$12.54	\$2.45	\$14.99
Population group I (1,000,000 and over)	12.28	3.52	15.80	Fort Worth, Tex	10.64	1.25	11.88
Chicago, Ill	12.61	2.31	14.92	Honolulu, Hawaii	10.75	4.20	14.95
Detroit, Mich	12.57	4.36	16.92	Long Beach, Calif	12.74	4.58	17.32
Houston, Tex	11.72	2.06	13.78	Louisville, Ky	11.39	2.19	13.58
Los Angeles, Calif	12.33	4.44	16.77	Miami, Fla	10.25	1.70	11.95
New York, N.Y	12.14	4.19	16.34	Minneapolis-St. Paul, Minn	11.34	2.10	13.45
Philadelphia, Pa	11.49	3.28	14.77	Nashville-Davidson, Tenn	10.54	1.13	11.67
Population group II (500,000 to 1,000,000)	11.97	2.68	14.65	Newark, N.J	12.25	3.08	15.33
Baltimore, Md	10.56	2.18	12.75	Norfolk, Va	9.65	1.34	10.98
Boston, Mass	11.49	2.74	14.23	Omaha, Nebr	11.88	2.10	13.99
Cleveland, Ohio	12.89	3.24	16.13	Portland, Oreg	13.26	3.19	16.44
Columbus, Ohio	12.05	2.19	14.24	Rochester, N.Y	12.22	2.81	15.04
Dallas, Tex	10.51	1.35	11.86	Sacramento, Calif	13.40	4.85	18.25
Denver, Colo	11.33	2.59	13.91	Toledo, Ohio	12.86	2.82	15.67
Indianapolis, Ind	12.37	2.16	14.53	Wichita, Kans	11.13	1.41	12.53
Jacksonville, Fla	10.08	1.58	11.66	Population group IV (100,000 to 250,000)	11.36	2.42	13.78
Kansas City, Mo	12.08	2.06	14.14	Albany, N.Y	11.11	2.19	13.30
Memphis, Tenn	11.04	1.48	12.52	Chattanooga, Tenn	10.14	1.28	11.42
Milwaukee, Wis	11.98	3.03	15.01	Corpus Christi, Tex	9.99	.98	10.97
New Orleans, La	10.76	1.64	12.40	Flint, Mich	11.54	3.20	14.74
Phoenix, Ariz	12.28	2.55	14.83	Fremont, Calif	13.20	4.95	18.14
Pittsburgh, Pa	12.11	2.92	15.03	Fresno, Calif	12.71	4.35	17.07
St. Louis, Mo	11.55	2.57	14.12	Grand Rapids, Mich	11.06	2.55	13.61
San Antonio, Tex	10.47	1.68	12.15	Hammond, Ind	12.99	2.38	15.37
San Diego, Calif	12.87	3.79	16.66	Huntsville, Ala	10.20	1.02	11.22
San Francisco, Calif	14.06	5.08	19.14	New Bedford, Mass	10.70	2.48	13.18
Seattle, Wash	13.47	2.90	16.38	New Haven, Conn	10.99	2.02	13.01
Washington, D.C	11.56	1.96	13.52	Providence, R.I	10.88	2.38	13.27
Population group III (250,000 to 500,000)	11.62	2.50	14.12	Riverside, Calif	12.55	4.06	16.61
Akron, Ohio	12.08	2.31	14.38	Rockford, Ill	12.14	2.28	14.43
Atlanta, Ga	10.15	1.55	11.70	St. Petersburg, Fla	9.51	1.20	10.71
Buffalo, N.Y	12.52	2.99	15.51	Salt Lake City, Utah	11.37	1.94	13.31
				Santa Ana, Calif	12.53	4.31	16.84
				Scranton, Pa	11.12	2.22	13.35
				Spokane, Wash	12.85	2.92	15.77
				Stamford, Conn	11.28	2.41	13.69

See footnotes at end of table.

Table 15. Continued— Average wage rates and employer contributions for selected benefits, journeymen and laborers: Selected cities by population group

(Union building trades, July 2, 1979)

City by population group	Average rate per hour	Average employer contribution per hour ¹	Average rate plus employer contribution per hour ¹	City by population group	Average rate per hour	Average employer contribution per hour ¹	Average rate plus employer contribution per hour ¹
Helpers and laborers							
All cities	\$9.15	\$2.11	\$11.27	Cincinnati, Ohio	\$11.15	\$1.61	\$12.76
Population group I (1,000,000 and over)	9.83	2.37	12.20	Fort Worth, Tex	6.62	.73	7.35
Chicago, Ill	10.09	1.77	11.87	Honolulu, Hawaii	8.42	2.97	11.39
Detroit, Mich	10.14	3.03	13.17	Long Beach, Calif	9.00	4.59	13.59
Houston, Tex	8.62	1.25	9.87	Louisville, Ky	8.41	1.02	9.43
Los Angeles, Calif	9.18	4.44	13.62	Miami, Fla	7.16	1.55	8.71
New York, N.Y	10.26	2.93	13.20	Minneapolis-St. Paul, Minn	9.45	1.47	10.92
Philadelphia, Pa	9.46	1.70	11.16	Nashville-Davidson, Tenn	7.20	.69	7.88
Population group II (500,000 to 1,000,000)	9.25	2.11	11.36	Newark, N.J	8.64	2.18	10.82
Baltimore, Md	7.58	1.22	8.80	Norfolk, Va	6.01	.53	6.54
Boston, Mass	9.00	1.72	10.72	Omaha, Nebr	8.45	2.03	10.48
Cleveland, Ohio	11.54	2.98	14.52	Portland, Oreg	9.33	2.99	12.33
Columbus, Ohio	8.60	2.08	10.67	Rochester, N.Y	8.76	3.08	11.84
Dallas, Tex	6.61	.75	7.36	Sacramento, Calif	10.10	4.04	14.14
Denver, Colo	8.28	1.35	9.63	Toledo, Ohio	10.65	2.10	12.75
Indianapolis, Ind	9.15	1.14	10.29	Wichita, Kans	7.45	1.00	8.45
Jacksonville, Fla	5.87	.51	6.37	Population group IV (100,000 to 250,000)	8.76	1.88	10.64
Kansas City, Mo	9.69	1.37	11.06	Albany, N.Y	9.40	1.97	11.37
Memphis, Tenn	7.31	.75	8.06	Chattanooga, Tenn	7.03	.57	7.60
Milwaukee, Wis	10.49	2.51	13.00	Corpus Christi, Tex	6.08	.68	6.76
New Orleans, La	8.12	.63	8.75	Flint, Mich	8.98	1.89	10.87
Phoenix, Ariz	9.22	2.24	11.46	Fremont, Calif	10.12	3.93	14.05
Pittsburgh, Pa	10.06	1.92	11.98	Fresno, Calif	10.05	3.77	13.82
St. Louis, Mo	9.89	2.12	12.01	Grand Rapids, Mich	7.76	1.54	9.29
San Antonio, Tex	6.37	.89	7.26	Hammond, Ind	9.67	1.24	10.91
San Diego, Calif	9.09	3.78	12.87	Huntsville, Ala	5.55	.85	6.40
San Francisco, Calif	10.62	3.90	14.52	New Bedford, Mass	9.15	1.68	10.83
Seattle, Wash	10.83	2.56	13.38	New Haven, Conn	8.17	1.46	9.62
Washington, D.C	8.84	1.25	10.10	Providence, R.I	8.98	1.69	10.67
Population group III (250,000 to 500,000)	8.63	2.04	10.67	Riverside, Calif	9.21	4.51	13.72
Akron, Ohio	10.72	1.65	12.37	Rockford, Ill	10.72	1.24	11.96
Atlanta, Ga	6.59	.62	7.20	St. Petersburg, Fla	6.48	1.20	7.68
Buffalo, N.Y	9.67	3.04	12.71	Salt Lake City, Utah	8.69	1.16	9.84
				Santa Ana, Calif	9.24	4.55	13.79
				Scranton, Pa	9.45	1.54	10.99
				Spokane, Wash	9.55	2.52	12.07
				Stamford, Conn	8.19	1.40	9.59

¹ See table 4, footnote 1.

NOTE: Because of rounding, sums of individual items may not equal totals.

**Table 16. Average wage rates and employer contributions for selected benefits, journeymen and laborers:
Selected cities by region**

(Union building trades, July 2, 1979)

City by region ¹	Average rate per hour	Average employer contribution per hour ²	Average rate plus employer contribution per hour ²	City by region ¹	Average rate per hour	Average employer contribution per hour ²	Average rate plus employer contribution per hour ²
Journeymen							
All cities	\$11.80	\$2.78	\$14.59	Great Lakes	\$12.28	\$2.77	\$15.06
New England	11.16	2.46	13.62	Akron, Ohio (III)	12.08	2.31	14.38
Boston, Mass. (II)	11.49	2.74	14.23	Chicago, Ill. (I)	12.61	2.31	14.92
New Bedford, Mass. (IV)	10.70	2.48	13.18	Cincinnati, Ohio (III)	12.54	2.45	14.99
New Haven, Conn. (IV)	10.99	2.02	13.01	Cleveland, Ohio (II)	12.89	3.24	16.13
Providence, R.I. (IV)	10.88	2.38	13.27	Columbus, Ohio (II)	12.05	2.19	14.24
Stamford, Conn. (IV)	11.28	2.41	13.69	Detroit, Mich. (I)	12.57	4.36	16.92
Middle Atlantic	11.92	3.32	15.25	Flint, Mich. (IV)	11.54	3.20	14.74
Albany, N.Y. (IV)	11.11	2.19	13.30	Grand Rapids, Mich. (IV)	11.06	2.55	13.61
Buffalo, N.Y. (III)	12.52	2.99	15.51	Hammond, Ind. (IV)	12.99	2.38	15.37
New York, N.Y. (I)	12.14	4.19	16.34	Indianapolis, Ind. (II)	12.37	2.16	14.53
Newark, N.J. (III)	12.25	3.08	15.33	Milwaukee, Wis. (II)	11.98	3.03	15.01
Philadelphia, Pa. (I)	11.49	3.28	14.77	Minneapolis-St. Paul, Minn. (III)	11.34	2.10	13.45
Pittsburgh, Pa. (II)	12.11	2.92	15.03	Rockford, Ill. (IV)	12.14	2.28	14.43
Rochester, N.Y. (III)	12.22	2.81	15.04	Toledo, Ohio (III)	12.86	2.82	15.67
Scranton, Pa. (IV)	11.12	2.22	13.35	Middle West	11.69	2.16	13.85
Border States	10.86	1.90	12.76	Kansas City, Mo. (II)	12.08	2.06	14.14
Baltimore, Md. (II)	10.56	2.18	12.75	Omaha, Nebr. (III)	11.88	2.10	13.99
Louisville, Ky. (III)	11.39	2.19	13.58	St. Louis, Mo. (II)	11.55	2.57	14.12
Norfolk, Va. (III)	9.65	1.34	10.98	Wichita, Kans. (III)	11.13	1.41	12.53
Washington, D.C. (II)	11.56	1.96	13.52	Mountain	11.59	2.31	13.90
Southeast	10.20	1.38	11.58	Denver, Colo. (II)	11.33	2.59	13.91
Atlanta, Ga. (III)	10.15	1.55	11.70	Phoenix, Ariz. (II)	12.28	2.55	14.83
Chattanooga, Tenn. (IV)	10.14	1.28	11.42	Salt Lake City, Utah (IV)	11.37	1.94	13.31
Huntsville, Ala. (IV)	10.20	1.02	11.22	Pacific	12.73	4.16	16.89
Jacksonville, Fla. (II)	10.08	1.58	11.66	Fremont, Calif. (IV)	13.20	4.95	18.14
Memphis, Tenn. (II)	11.04	1.48	12.52	Fresno, Calif. (IV)	12.71	4.35	17.07
Miami, Fla. (III)	10.25	1.70	11.95	Honolulu, Hawaii (III)	10.75	4.20	14.95
Nashville-Davidson, Tenn. (III)	10.54	1.13	11.67	Long Beach, Calif. (III)	12.74	4.58	17.32
St. Petersburg, Fla. (IV)	9.51	1.20	10.71	Los Angeles, Calif. (I)	12.33	4.44	16.77
Southwest	10.65	1.42	12.06	Portland, Oreg. (III)	13.26	3.19	16.44
Corpus Christi, Tex. (IV)	9.99	.98	10.97	Riverside, Calif. (IV)	12.55	4.06	16.61
Dallas, Tex. (II)	10.51	1.35	11.86	Sacramento, Calif. (III)	13.40	4.85	18.25
Fort Worth, Tex. (III)	10.64	1.25	11.88	San Diego, Calif. (II)	12.87	3.79	16.66
Houston, Tex. (I)	11.72	2.06	13.78	San Francisco, Calif. (II)	14.06	5.08	19.14
New Orleans, La. (II)	10.76	1.64	12.40	Santa Ana, Calif. (IV)	12.53	4.31	16.84
San Antonio, Tex. (II)	10.47	1.68	12.15	Seattle, Wash. (II)	13.47	2.90	16.38
				Spokane, Wash. (IV)	12.85	2.92	15.77

See footnotes at end of table.

**Table 16. Continued — Average wage rates and employer contributions for selected benefits, journeymen and laborers:
Selected cities by region**

(Union building trades, July 2, 1979)

City by region ¹	Average rate per hour	Average employer contribution per hour ²	Average rate plus employer contribution per hour ²	City by region ¹	Average rate per hour	Average employer contribution per hour ²	Average rate plus employer contribution per hour ²
Helpers and laborers							
All cities	\$9.15	\$2.11	\$11.27	Great Lakes	\$9.94	\$1.86	\$11.81
New England	8.75	1.61	10.36	Akron, Ohio (III)	10.72	1.65	12.37
Boston, Mass. (II)	9.00	1.72	10.72	Chicago, Ill. (I)	10.09	1.77	11.87
New Bedford, Mass. (IV)	9.15	1.68	10.83	Cincinnati, Ohio (III)	11.15	1.61	12.76
New Haven, Conn. (IV)	8.17	1.46	9.62	Cleveland, Ohio (II)	11.54	2.98	14.52
Providence, R.I. (IV)	8.98	1.69	10.67	Columbus, Ohio (II)	8.60	2.08	10.67
Stamford, Conn. (IV)	8.19	1.40	9.59	Detroit, Mich. (I)	10.14	3.03	13.17
Middle Atlantic	9.68	2.36	12.04	Flint, Mich. (IV)	8.98	1.89	10.87
Albany, N.Y. (IV)	9.40	1.97	11.37	Grand Rapids, Mich. (IV)	7.76	1.54	9.29
Buffalo, N.Y. (III)	9.67	3.04	12.71	Hammond, Ind. (IV)	9.67	1.24	10.91
New York, N.Y. (I)	10.26	2.93	13.20	Indianapolis, Ind. (II)	9.15	1.14	10.29
Newark, N.J. (III)	8.64	2.18	10.82	Milwaukee, Wis. (II)	10.49	2.51	13.00
Philadelphia, Pa. (I)	9.46	1.70	11.16	Minneapolis-St. Paul, Minn. (III)	9.45	1.47	10.92
Pittsburgh, Pa. (II)	10.06	1.92	11.98	Rockford, Ill. (IV)	10.72	1.24	11.96
Rochester, N.Y. (II)	8.76	3.08	11.84	Toledo, Ohio (III)	10.65	2.10	12.75
Scranton, Pa. (IV)	9.45	1.54	10.99	Middle West	9.19	1.81	11.00
Border States	7.63	.98	8.61	Kansas City, Mo. (II)	9.69	1.37	11.06
Baltimore, Md. (II)	7.58	1.22	8.80	Omaha, Nebr. (III)	8.45	2.03	10.48
Louisville, Ky. (III)	8.41	1.02	9.43	St. Louis, Mo. (II)	9.89	2.12	12.01
Norfolk, Va. (III)	6.01	.53	6.54	Wichita, Kans. (III)	7.45	1.00	8.45
Washington, D.C. (II)	8.84	1.25	10.10	Mountain	8.78	1.65	10.42
Southeast	6.89	.83	7.73	Denver, Colo. (II)	8.28	1.35	9.63
Atlanta, Ga. (III)	6.59	.62	7.20	Phoenix, Ariz. (II)	9.22	2.24	11.46
Chattanooga, Tenn. (IV)	7.03	.57	7.60	Salt Lake City, Utah (IV)	8.69	1.16	9.84
Huntsville, Ala. (IV)	5.55	.85	6.40	Pacific	9.49	3.81	13.31
Jacksonville, Fla. (II)	5.87	.51	6.37	Fremont, Calif. (IV)	10.12	3.93	14.05
Memphis, Tenn. (II)	7.31	.75	8.06	Fresno, Calif. (IV)	10.05	3.77	13.82
Miami, Fla. (III)	7.16	1.55	8.71	Honolulu, Hawaii (III)	8.42	2.97	11.39
Nashville-Davidson, Tenn. (III)	7.20	.69	7.88	Long Beach, Calif. (III)	9.00	4.59	13.59
St. Petersburg, Fla. (IV)	6.48	1.20	7.68	Los Angeles, Calif. (I)	9.18	4.44	13.62
Southwest	7.49	.88	8.37	Portland, Oreg. (III)	9.33	2.99	12.33
Corpus Christi, Tex. (IV)	6.08	.68	6.76	Riverside, Calif. (IV)	9.21	4.51	13.72
Dallas, Tex. (II)	6.61	.75	7.36	Sacramento, Calif. (III)	10.10	4.04	14.14
Fort Worth, Tex. (III)	6.62	.73	7.35	San Diego, Calif. (II)	9.09	3.78	12.87
Houston, Tex. (I)	8.62	1.25	9.87	San Francisco, Calif. (II)	10.62	3.90	14.52
New Orleans, La. (II)	8.12	.63	8.75	Santa Ana, Calif. (IV)	9.24	4.55	13.79
San Antonio, Tex. (II)	6.37	.89	7.26	Seattle, Wash. (II)	10.83	2.56	13.38
				Spokane, Wash. (IV)	9.55	2.52	12.07

¹ See table 10, footnote 1, for definitions of regions. Population size is shown in parentheses as follows: Group I = 1,000,000 or more; Group II = 500,000 to 1,000,000; Group III = 250,000 to 500,000; and Group IV = 100,000 to 250,000.

² See table 4, footnote 1.

NOTE: Because of rounding, sums of individual items may not equal totals.

**Table 17. Cents-per-hour and percent changes in average wage rates:
Selected cities by population group**

(Union building trades, July 3, 1978–July 2, 1979)

City by population group	Cents-per-hour change			Percent change		
	All trades	Journeyman	Helpers and laborers	All trades	Journeyman	Helpers and laborers
All cities	73	76	59	6.9	6.9	6.9
Population group I (1,000,000 and over)	80	83	68	7.3	7.3	7.4
Chicago, Ill	101	104	87	9.1	9.0	9.5
Detroit, Mich	84	87	53	7.3	7.5	5.5
Houston, Tex	87	90	72	8.4	8.3	9.1
Los Angeles, Calif	77	79	54	6.8	6.9	6.3
New York, N.Y	73	74	69	6.6	6.5	7.2
Philadelphia, Pa	43	39	50	4.2	3.5	5.5
Population group II (500,000 to 1,000,000)	78	81	62	7.2	7.2	7.2
Baltimore, Md	69	68	77	7.4	6.8	11.3
Boston, Mass	63	62	68	6.0	5.7	8.1
Cleveland, Ohio	107	109	100	9.2	9.2	9.5
Columbus, Ohio	69	73	51	6.4	6.4	6.3
Dallas, Tex	43	47	17	4.5	4.7	2.7
Denver, Colo	69	73	52	6.9	6.9	6.7
Indianapolis, Ind	88	89	79	8.0	7.8	9.4
Jacksonville, Fla	64	68	32	7.1	7.2	5.8
Kansas City, Mo	61	62	50	5.4	5.4	5.5
Memphis, Tenn	63	69	25	6.4	6.7	3.5
Milwaukee, Wis	81	84	71	7.5	7.5	7.2
New Orleans, La	50	50	48	5.1	4.9	6.2
Phoenix, Ariz	99	108	72	9.4	9.6	8.5
Pittsburgh, Pa	100	104	64	9.2	9.4	6.8
St. Louis, Mo	58	62	38	5.4	5.7	3.9
San Antonio, Tex	87	92	64	9.9	9.7	11.1
San Diego, Calif	78	86	60	7.1	7.2	7.0
San Francisco, Calif	105	107	97	8.4	8.2	10.1
Seattle, Wash	108	110	92	8.8	8.8	9.2
Washington, D.C	64	69	45	6.2	6.4	5.4

See footnotes at end of table.

**Table 17. Continued— Cents-per-hour and percent changes in average wage rates:
Selected cities by population group**

(Union building trades, July 3, 1978–July 2, 1979)

City by population group	Cents-per-hour change			Percent change		
	All trades	Journeymen	Helpers and laborers	All trades	Journeymen	Helpers and laborers
Population group III (250,000 to 500,000)						
Akron, Ohio	66	71	48	6.4	6.5	5.9
Atlanta, Ga	78	80	64	7.0	7.1	6.3
Buffalo, N.Y	44	51	18	4.9	5.3	2.8
Cincinnati, Ohio	64	61	74	5.7	5.1	8.3
Fort Worth, Tex	73	75	66	6.3	6.3	6.3
Honolulu, Hawaii	43	49	16	4.5	4.8	2.5
Long Beach, Calif	44	48	28	4.4	4.6	3.4
Louisville, Ky	78	86	53	7.1	7.3	6.3
Miami, Fla	63	67	38	6.1	6.2	4.7
Minneapolis-St. Paul, Minn	66	73	41	7.4	7.6	6.1
Nashville-Davidson, Tenn	65	65	64	6.3	6.0	7.3
Newark, N.J	81	87	50	8.8	9.0	7.5
Norfolk, Va	68	72	19	6.0	6.2	2.2
Omaha, Nebr	42	45	34	5.0	4.8	6.0
Portland, Ore	80	87	41	7.6	7.9	5.2
Rochester, N.Y	112	117	71	9.6	9.7	8.3
Sacramento, Calif	80	94	40	7.6	8.3	4.7
Toledo, Ohio	84	84	84	7.3	6.7	9.0
Wichita, Kans	57	60	30	4.7	4.9	2.9
	70	78	25	7.1	7.5	3.5
Population group IV (100,000 to 250,000)						
Albany, N.Y	68	70	57	6.6	6.6	7.0
Chattanooga, Tenn	57	58	53	5.6	5.6	6.0
Corpus Christi, Tex	48	50	40	5.3	5.2	6.0
Flint, Mich	54	54	30	5.7	5.7	5.2
Fremont, Calif	72	76	58	7.0	7.0	6.9
Fresno, Calif	90	91	83	7.6	7.4	8.9
Grand Rapids, Mich	82	82	76	7.0	6.9	8.2
Hammond, Ind	91	95	71	9.5	9.4	10.0
Huntsville, Ala	96	96	94	8.6	8.0	10.8
New Bedford, Mass	59	63	34	6.5	6.6	6.5
New Haven, Conn	58	55	66	5.9	5.5	7.8
Providence, R.I	51	59	20	5.2	5.7	2.5
Riverside, Calif	82	85	68	8.5	8.5	8.2
Rockford, Ill	74	78	64	6.8	6.6	7.5
St. Petersburg, Fla	76	75	86	6.8	6.6	8.8
Salt Lake City, Utah	49	51	19	5.5	5.7	3.0
Santa Ana, Calif	78	83	44	7.6	7.9	5.3
Scranton, Pa	84	88	65	7.6	7.6	7.6
Spokane, Wash	39	44	2	3.7	4.2	.2
Stamford, Conn	82	84	75	7.2	7.0	8.5
	55	60	20	5.3	5.6	2.5

NOTE: Cents-per-hour and percent changes were calculated by averaging year-to-year increases with year-to-year decreases and no-change situations, weighted by current-year membership. Thus, relatively small increases may reflect the inclusion of cities where rates declined or remained unchanged for a trade.

Variations in the size of annual increases from survey to survey may be due, in part, to the timing of negotiations in relation to the survey reference date, and do not include increases made later that are retroactive to that date or before. Such retroactive increases are included in the wage rates reported in the following year's survey.

**Table 18. Cents-per-hour and percent changes in average wage rates:
Selected cities by region**

(Union building trades, July 3, 1978–July 2, 1979)

City by region ¹	Cents-per-hour change			Percent change		
	All trades	Journeyman	Helpers and laborers	All trades	Journeyman	Helpers and laborers
All cities	73	76	59	6.9	6.9	6.9
New England	61	63	51	6.0	6.0	6.2
Boston, Mass. (II)	63	62	68	6.0	5.7	8.1
New Bedford, Mass. (IV)	58	55	66	5.9	5.5	7.8
New Haven, Conn. (IV)	51	59	20	5.2	5.7	2.5
Providence, R.I. (IV)	82	85	68	8.5	8.5	8.2
Stamford, Conn. (IV)	55	60	20	5.3	5.6	2.5
Middle Atlantic	66	69	55	6.1	6.1	6.0
Albany, N.Y. (IV)	57	58	53	5.6	5.6	6.0
Buffalo, N.Y. (III)	64	61	74	5.7	5.1	8.3
New York, N.Y. (I)	73	74	69	6.6	6.5	7.2
Newark, N.J. (III)	68	72	19	6.0	6.2	2.2
Philadelphia, Pa. (I)	43	39	50	4.2	3.5	5.5
Pittsburgh, Pa. (II)	100	104	64	9.2	9.4	6.8
Rochester, N.Y. (III)	80	94	40	7.6	8.3	4.7
Scranton, Pa. (IV)	39	44	2	3.7	4.2	.2
Border States	59	62	46	6.1	6.1	6.4
Baltimore, Md. (II)	69	68	77	7.4	6.8	11.3
Louisville, Ky. (III)	63	67	38	6.1	6.2	4.7
Norfolk, Va. (III)	42	45	34	5.0	4.8	6.0
Washington, D.C. (II)	64	69	45	6.2	6.4	5.4
Southeast	56	60	36	6.2	6.3	5.5
Atlanta, Ga. (III)	44	51	18	4.9	5.3	2.8
Chattanooga, Tenn. (IV)	48	50	40	5.3	5.2	6.0
Huntsville, Ala. (IV)	59	63	34	6.5	6.6	6.5
Jacksonville, Fla. (II)	64	68	32	7.1	7.2	5.8
Memphis, Tenn. (II)	63	69	25	6.4	6.7	3.5
Miami, Fla. (III)	66	73	41	7.4	7.6	6.1
Nashville-Davidson, Tenn. (III)	81	87	50	8.8	9.0	7.5
St. Petersburg, Fla. (IV)	49	51	19	5.5	5.7	3.0
Southwest	60	62	44	6.2	6.2	6.3
Corpus Christi, Tex. (IV)	54	54	30	5.7	5.7	5.2
Dallas, Tex. (II)	43	47	17	4.5	4.7	2.7
Fort Worth, Tex. (III)	43	49	16	4.5	4.8	2.5
Houston, Tex. (I)	87	90	72	8.4	8.3	9.1
New Orleans, La. (II)	50	50	48	5.1	4.9	6.2
San Antonio, Tex. (II)	87	92	64	9.9	9.7	11.1

See footnotes at end of table.

**Table 18. Continued— Cents-per-hour and percent changes in average wage rates:
Selected cities by region**

(Union building trades, July 3, 1978–July 2, 1979)

City by region ¹	Cents-per-hour change			Percent change		
	All trades	Journeyman	Helpers and laborers	All trades	Journeyman	Helpers and laborers
Great Lakes	86	88	76	7.8	7.7	8.2
Akron, Ohio (III)	78	80	64	7.0	7.1	6.3
Chicago, Ill. (I)	101	104	87	9.1	9.0	9.5
Cincinnati, Ohio (III)	73	75	66	6.3	6.3	6.3
Cleveland, Ohio (II)	107	109	100	9.2	9.2	9.5
Columbus, Ohio (II)	69	73	51	6.4	6.4	6.3
Detroit, Mich. (I)	84	87	53	7.3	7.5	5.5
Flint, Mich. (IV)	72	76	58	7.0	7.0	6.9
Grand Rapids, Mich. (IV)	91	95	71	9.5	9.4	10.0
Hammond, Ind. (IV)	96	96	94	8.6	8.0	10.8
Indianapolis, Ind. (II)	88	89	79	8.0	7.8	9.4
Milwaukee, Wis. (II)	81	84	71	7.5	7.5	7.2
Minneapolis-St. Paul, Minn. (III)	65	65	64	6.3	6.0	7.3
Rockford, Ill. (IV)	76	75	86	6.8	6.6	8.8
Toledo, Ohio (III)	57	60	30	4.7	4.9	2.9
Middle West	65	70	39	6.1	6.4	4.4
Kansas City, Mo. (II)	61	62	50	5.4	5.4	5.5
Omaha, Nebr. (III)	80	87	41	7.6	7.9	5.2
St. Louis, Mo. (II)	58	62	38	5.4	5.7	3.9
Wichita, Kans. (III)	70	78	25	7.1	7.5	3.5
Mountain	81	86	58	7.9	8.1	7.0
Denver, Colo. (II)	69	73	52	6.9	6.9	6.7
Phoenix, Ariz. (II)	99	108	72	9.4	9.6	8.5
Salt Lake City, Utah (IV)	78	83	44	7.6	7.9	5.3
Pacific	83	86	67	7.3	7.2	7.6
Fremont, Calif. (IV)	90	91	83	7.6	7.4	8.9
Fresno, Calif. (IV)	82	82	76	7.0	6.9	8.2
Honolulu, Hawaii (III)	44	48	28	4.4	4.6	3.4
Long Beach, Calif. (III)	78	86	53	7.1	7.3	6.3
Los Angeles, Calif. (I)	77	79	54	6.8	6.9	6.3
Portland, Oreg. (III)	112	117	71	9.6	9.7	8.3
Riverside, Calif. (IV)	74	78	64	6.8	6.6	7.5
Sacramento, Calif. (III)	84	84	84	7.3	6.7	9.0
San Diego, Calif. (II)	78	86	60	7.1	7.2	7.0
San Francisco, Calif. (II)	105	107	97	8.4	8.2	10.1
Santa Ana, Calif. (IV)	84	88	65	7.6	7.6	7.6
Seattle, Wash. (II)	108	110	92	8.8	8.8	9.2
Spokane, Wash. (IV)	82	84	75	7.2	7.0	8.5

¹ See table 10, footnote 1, for definitions of regions. Population size is shown in parentheses as follows: Group I = 1,000,000 or more; Group II = 500,000 to 1,000,000; Group III = 250,000 to 500,000; and Group IV = 100,000 to 250,000.

Table 19. Wage rates, hours, and employer contributions for selected benefits: Selected cities

(Union building trades)

City and job classification	July 3, 1978		July 2, 1979								
	Rate per hour ¹	Rate per hour ¹	Hours per week ²	Employer contributions for selected benefits ³							
				Insurance ⁴		Pension		Vacation		Other ⁵	
				Dollars	Percent	Dollars	Percent	Dollars	Percent	Dollars	Percent
Akron, Ohio											
Building construction											
Journeyman											
ASBESTOS WORKERS	\$11.000	\$11.660	40.00	0.600	-	0.990	-	*2.000	-	0.030	-
BOILERMAKERS	11.680	12.630	40.00	1.100	-	1.300	-	*1.000	-	-	-
BRICKLAYERS	11.290	11.890	40.00	.880	-	.800	-	*1.000	-	.100	-
RESIDENTIAL	9.290	9.890	40.00	.880	-	.800	-	*1.000	-	.100	-
CARPENTERS	12.150	12.850	40.00	.600	-	1.000	-	-	-	.080	-
CEMENT MASONS	11.540	12.140	40.00	.600	-	1.000	-	-	-	.080	-
RESIDENTIAL	10.470	11.170	40.00	.600	-	1.000	-	-	-	.080	-
ELECTRICIANS:											
INDUSTRIAL	11.142	12.294	40.00	.740	-	.650	3.00	-	-	.020	*10.00
RESIDENTIAL	7.092	7.632	40.00	.740	-	.200	3.00	-	-	.020	*10.00
ELEVATOR CONSTRUCTORS ...	12.490	12.490	40.00	.895	-	.560	-	-	6.00	-	2.69
ENGINEERS-POWER EQUIP- MENT OPERATORS:											
MASTER MECHANICS	13.410	13.960	40.00	.960	-	1.000	-	-	-	.130	-
GROUP A--AIR COMPRES- SORS ON STEEL EREC- TION, CRANES, DER- RICKS, HOES, POWER SHOVELS	12.890	13.440	40.00	.960	-	1.000	-	-	-	.130	-
GROUP B--ASPHALT PAV- ERS, SCRAPERS, BULL- DOZERS, END-LOADERS, POWER GRADERS, SCOOPS	12.730	13.280	40.00	.960	-	1.000	-	-	-	.130	-
GROUP C--ASPHALT ROL- LERS, FORKLIFTS, HOISTS	12.380	12.930	40.00	.960	-	1.000	-	-	-	.130	-
GROUP D--COMPRESSORS ON BUILDING CONSTRU- CTION, CONVEYORS, MIX- ERS, WELDER OPERATORS	11.570	12.120	40.00	.960	-	1.000	-	-	-	.130	-
GROUP E--BACKFILLERS AND TAMPERS, BULL FLOATS, CONCRETE SPREADING MACHINES, TRACTORS	11.240	11.790	40.00	.960	-	1.000	-	-	-	.130	-
GROUP F--OILERS, HELP- ERS, SIGNALMEN, PUMPS ...	9.280	9.580	40.00	.960	-	1.000	-	-	-	.130	-
GLAZIERS	10.500	11.350	40.00	.840	-	1.170	-	-	-	.210	-
LATHERS	12.710	13.560	40.00	.880	-	.500	-	1.000	-	.010	-
MARBLE SETTERS	10.270	12.020	40.00	.810	-	.600	-	-	-	-	-
MOSAIC AND TERRAZZO WORKERS	10.270	12.020	40.00	.810	-	.600	-	-	-	-	-
PAINTERS, BRUSH	10.790	11.640	40.00	.930	-	.600	-	-	-	-	-
SWING STAGE, STRUC- TURAL STEEL	11.290	12.140	40.00	.930	-	.600	-	-	-	-	-
SPRAY GUN	11.390	12.240	40.00	.930	-	.600	-	-	-	-	-
PAPERHANGERS	10.790	11.640	40.00	.930	-	.600	-	-	-	-	-
PIPEFITTERS	12.150	13.200	40.00	.850	-	1.200	-	-	-	.150	-
PLASTERERS	10.410	11.010	40.00	.600	-	1.000	-	*1.000	-	-	-
PLUMBERS	12.150	13.200	40.00	.850	-	1.200	-	-	-	.150	-
REINFORCING IRON WORKERS	11.720	12.970	40.00	1.050	-	1.100	-	*1.000	-	.030	-
ROOFERS, COMPOSITION	10.557	11.133	40.00	.940	-	.850	-	-	10.00	.010	-
ROOFERS, SLATE AND TILE	10.557	11.133	40.00	.940	-	.850	-	-	*10.00	.010	-
SHEET-METAL WORKERS	10.404	11.169	40.00	.810	-	.840	-	-	*10.00	.030	-
STONEMASONS	11.290	11.890	40.00	.880	-	.800	-	*1.000	-	.100	-
STRUCTURAL IRON WORKERS	11.720	12.970	40.00	1.050	-	1.100	-	*1.000	-	.030	-
TILE LAYERS	10.270	12.020	40.00	.810	-	.600	-	-	-	-	-
Helpers and laborers											
BRICKLAYERS' TENDERS	10.270	10.920	40.00	.700	-	.900	-	-	-	.160	-
BUILDING LABORERS	10.270	10.920	40.00	.700	-	.900	-	-	-	.160	-

See footnotes at end of table.

Table 19. Continued—Wage rates, hours, and employer contributions for selected benefits: Selected cities

(Union building trades)

City and job classification	July 3, 1978		July 2, 1979								
	Rate per hour ¹	Rate per hour ¹	Hours per week ²	Employer contributions for selected benefits ³							
				Insurance ⁴		Pension		Vacation		Other ⁵	
				Dollars	Percent	Dollars	Percent	Dollars	Percent	Dollars	Percent
Akron, Ohio											
—Continued											
Building construction											
Helpers and laborers											
COMPOSITION ROOFERS' HELPERS:											
FIRST YEAR	\$6.336	\$6.678	40.00	0.940	-	0.850	-	-	10.00	0.010	-
SECOND YEAR	7.389	7.794	40.00	.940	-	.850	-	-	10.00	.010	-
THIRD YEAR	8.442	8.910	40.00	.940	-	.850	-	-	10.00	.010	-
ELEVATOR CONSTRUCTORS' HELPERS											
	8.740	8.740	40.00	.895	-	.560	-	6.00	-	-	2.69
MARBLE SETTERS' HELPERS											
	9.770	11.520	40.00	.810	-	.600	-	-	-	-	-
PLASTERERS' LABORERS											
	10.470	11.120	40.00	.700	-	.900	-	-	-	.160	-
PLUMBERS' LABORERS											
	10.270	10.920	40.00	.700	-	.900	-	-	-	.160	-
TERRAZZO WORKERS' HELPERS											
	9.770	11.520	40.00	.810	-	.600	-	-	-	-	-
TILE LAYERS' HELPERS											
	9.770	11.520	40.00	.810	-	.600	-	-	-	-	-
Highway and street construction											
Journeymen											
CEMENT FINISHERS											
	11.380	12.080	40.00	.600	-	.450	-	-	-	-	-
ENGINEERS--POWER EQUIPMENT OPERATORS:											
MASTER MECHANICS											
	13.030	13.580	40.00	.960	-	1.000	-	-	-	.040	-
CLASS A--AIR COMPRESSORS ON STEEL ERECTION, POWER SHOVELS, CRANES, DERRICKS											
	12.780	13.330	40.00	.960	-	1.000	-	-	-	.040	-
CLASS B--ASPHALT PAVERS, BULLDOZERS, ENDLOADERS, POWER GRADERS, POWER SCRAPERS											
	12.680	13.230	40.00	.960	-	1.000	-	-	-	.040	-
CLASS C--MIXERS, CONCRETE ROLLERS (ASPHALT), ASPHALT PLANT ENGINEERS											
	11.640	12.190	40.00	.960	-	1.000	-	-	-	.040	-
CLASS D--BACKFILLERS, COMPRESSORS (PORTABLE, SEWER), CONCRETE SAWS											
	11.170	11.720	40.00	.960	-	1.000	-	-	-	.040	-
CLASS E--DRUM FIREMEN, HELPER, OILERS, SIGNALMEN											
	9.230	9.530	40.00	.960	-	1.000	-	-	-	.040	-
Helpers and laborers											
LABORERS											
	9.200	9.850	40.00	.700	-	.900	-	-	-	.100	-
Other heavy construction											
Journeymen											
CEMENT FINISHERS											
	11.380	12.080	40.00	.600	-	.450	-	-	-	-	-
ENGINEERS--POWER EQUIPMENT OPERATORS:											
MASTER MECHANICS											
	13.030	13.580	40.00	.960	-	1.000	-	-	-	.040	-
CLASS A--AIR COMPRESSORS ON STEEL ERECTION, POWER SHOVELS, CRANES, DERRICKS											
	12.780	13.330	40.00	.960	-	1.000	-	-	-	.040	-
CLASS B--ASPHALT PAVERS, BULLDOZERS, ENDLOADERS, POWER GRADERS, POWER SCRAPERS											
	12.680	13.230	40.00	.960	-	1.000	-	-	-	.040	-

See footnotes at end of table.

Table 19. Continued—Wage rates, hours, and employer contributions for selected benefits: Selected cities

(Union building trades)

City and job classification	July 3, 1978			July 2, 1979							
	Rate per hour ¹	Rate per hour ¹	Hours per week ²	Employer contributions for selected benefits ³							
				Insurance ⁴		Pension		Vacation		Other ⁵	
				Dollars	Percent	Dollars	Percent	Dollars	Percent	Dollars	Percent
Akron, Ohio											
—Continued											
Other heavy construction											
Journeyman											
CLASS C--MIXERS, CON- CRETE ROLLERS (AS- PHALT), ASPHALT PLANT ENGINEERS	\$11.640	\$12.190	40.00	0.960	-	1.000	-	-	-	0.040	-
CLASS D--BACKFILLERS, COMPRESSORS (PORT- ABLE, SEWER), CON- CRETE SAWS	11.170	11.720	40.00	.960	-	1.000	-	-	-	.040	-
CLASS E--DRUM FIREMEN, HELPERS, OILERS, SIG- NALMEN	9.230	9.530	40.00	.960	-	1.000	-	-	-	.040	-
Helpers and laborers											
LABORERS	9.200	9.850	40.00	.700	-	.900	-	-	-	.100	-
Albany, N.Y.											
Building construction											
Journeyman											
ASBESTOS WORKERS	11.140	12.670	35.00	.950	-	.410	-	-	-	.020	-
BOILERMAKERS	11.800	12.300	40.00	1.150	-	-	10.00	-	-	-	-
BRICKLAYERS	10.400	10.800	35.00	.700	-	1.000	-	-	-	.840	-
CARPENTERS	9.800	10.280	35.00	.700	-	.850	-	*0.750	-	.120	-
MILLWRIGHTS	10.300	10.780	35.00	.700	-	.850	-	*.750	-	.120	-
RESIDENTIAL	6.810	7.130	40.00	.700	-	.850	-	*.750	-	.120	-
CEMENT FINISHERS	10.400	10.800	35.00	.700	-	1.000	-	-	-	.720	-
DRYWALL TAPERS	10.380	*10.380	35.00	-	-	.350	-	.250	-	.020	-
ELECTRICIANS (INSIDE WIRERS)	11.600	12.750	35.00	.900	-	.600	3.00	-	-	-	1.39
ELEVATOR CONSTRUCTORS ...	10.770	11.170	40.00	.745	-	.560	-	-	6.00	.025	2.31
ENGINEERS--POWER EQUIP- MENT OPERATORS: GUARANTEED WORKWEEK:											
HEAVY EQUIPMENT:											
SHOVELS	11.220	11.900	40.00	.750	-	1.150	-	-	-	.550	2.31
CRANES	11.220	11.900	40.00	.750	-	1.150	-	-	-	.550	2.31
DERRICKS	11.220	11.900	40.00	.750	-	1.150	-	-	-	.550	2.31
MEDIUM EQUIPMENT:											
LETOURNEAU GRADERS	11.130	11.800	40.00	.750	-	1.150	-	-	-	.550	2.31
TRENCHING MACHINES	11.130	11.800	40.00	.750	-	1.150	-	-	-	.550	2.31
ONE-DRUM HOISTS	10.910	11.580	40.00	.750	-	1.150	-	-	-	.550	2.31
BULLDOZERS	10.730	11.390	40.00	.750	-	1.150	-	-	-	.550	2.31
LIGHT EQUIPMENT:											
COMPRESSORS	10.460	11.100	40.00	.750	-	1.150	-	-	-	.550	2.31
MECHANICAL HEATERS	10.460	11.100	40.00	.750	-	1.150	-	-	-	.550	2.31
PUMPS	10.460	11.100	40.00	.750	-	1.150	-	-	-	.550	2.31
BROKEN TIME:											
HEAVY EQUIPMENT:											
SHOVELS	11.730	12.250	40.00	.750	-	1.150	-	-	-	.550	2.31
CRANES	11.730	12.250	40.00	.750	-	1.150	-	-	-	.550	2.31
DERRICKS	11.730	12.250	40.00	.750	-	1.150	-	-	-	.550	2.31
MEDIUM EQUIPMENT:											
LETOURNEAU GRADERS	11.520	12.020	40.00	.750	-	1.150	-	-	-	.550	2.31
TRENCHING MACHINES	11.520	12.020	40.00	.750	-	1.150	-	-	-	.550	2.31
ONE-DRUM HOISTS	11.350	11.840	40.00	.750	-	1.150	-	-	-	.550	2.31
BULLDOZERS	10.990	11.460	40.00	.750	-	1.150	-	-	-	.550	2.31
LIGHT EQUIPMENT:											
COMPRESSORS	10.780	11.240	40.00	.750	-	1.150	-	-	-	.550	2.31
MECHANICAL HEATERS	10.780	11.240	40.00	.750	-	1.150	-	-	-	.550	2.31
PUMPS	10.780	11.240	40.00	.750	-	1.150	-	-	-	.550	2.31
GLAZIERS	9.180	9.730	39.00	.780	-	.300	-	-	-	.010	-

See footnotes at end of table.

Table 19. Continued—Wage rates, hours, and employer contributions for selected benefits: Selected cities

(Union building trades)

City and job classification	July 3, 1978			July 2, 1979							
	Rate per hour ¹	Rate per hour ¹	Hours per week ²	Employer contributions for selected benefits ³							
				Insurance ⁴		Pension		Vacation		Other ⁵	
				Dollars	Percent	Dollars	Percent	Dollars	Percent	Dollars	Percent
Albany, N.Y.											
—Continued											
Building construction											
Journeyman											
LATHERS	\$10.460	\$11.190	35.00	0.700	-	0.300	-	-	-	0.140	-
MARBLE SETTERS	9.900	10.200	40.00	.700	-	1.000	-	-	-	.7500	-
MOSAIC AND TERRAZZO WORKERS	9.900	10.200	40.00	.700	-	1.000	-	-	-	.7500	-
PAINTERS, GENERAL	10.380	*10.380	35.00	-	-	.350	-	*0.250	-	.020	-
BRIDGE	11.130	*11.130	35.00	-	-	.350	-	*.250	-	.020	-
OPEN STEEL STRUCTURE	11.130	*11.130	35.00	-	-	.350	-	*.250	-	.020	-
SWINGING SCAFFOLD	10.880	*10.880	35.00	-	-	.350	-	*.250	-	.020	-
SAND BLASTING	11.480	*11.480	35.00	-	-	.350	-	*.250	-	.020	-
SPRAY GUN	11.480	*11.480	35.00	-	-	.350	-	*.250	-	.020	-
PAPERHANGERS	10.380	*10.380	35.00	-	-	.350	-	*.250	-	.020	-
PLASTERERS	10.400	10.800	35.00	.700	-	1.000	-	-	-	.720	-
PLUMBERS	10.929	11.529	35.00	1.000	-	1.020	-	-	-	.170	-
REINFORCING IRON WORKERS	10.210	10.600	40.00	.750	-	1.250	-	*.500	-	.180	-
ROOFERS, COMPOSITION	10.650	11.150	35.00	1.370	-	.550	-	-	-	.110	-
ROOFERS, SLATE AND TILE	11.150	11.650	35.00	1.370	-	.550	-	-	-	.110	-
SHEET-METAL WORKERS	10.720	11.370	35.00	1.000	-	.900	-	*.500	-	.200	3.00
RESIDENTIAL	6.400	*6.400	40.00	-	-	.110	-	*.100	-	.060	-
STONEMASONS	10.400	10.800	35.00	.700	-	1.000	-	-	-	.720	-
TILE LAYERS	9.900	10.200	40.00	.700	-	1.000	-	-	-	.7500	-
Helpers and laborers											
BUILDING LABORERS	8.920	9.470	40.00	.900	-	1.100	-	-	-	.220	-
ELEVATOR CONSTRUCTORS' HELPERS	7.540	7.820	40.00	.745	-	.560	-	-	6.00	.025	2.31
MARBLE SETTERS' HELPERS	8.570	8.570	40.00	-	-	.590	-	-	-	-	-
TERRAZZO WORKERS' HELPERS	8.570	8.570	40.00	-	-	.590	-	-	-	-	-
TILE LAYERS' HELPERS	8.570	8.570	40.00	-	-	.590	-	-	-	-	-
Highway and street construction											
Journeyman											
CARPENTERS	9.670	10.300	40.00	.700	-	.850	-	-	-	.125	.77
CEMENT FINISHERS	9.550	10.000	40.00	.700	-	1.000	-	-	-	.060	1.54
ENGINEERS-POWER EQUIPMENT OPERATORS: CLASS A--BACKHOES, CRANES DRAGLINES, PILEDRIVERS	11.130	11.580	40.00	.750	-	1.150	-	-	-	.470	2.31
CLASS B--CONCRETE PUMPS, ONE-DRUM HOISTS, ROLLERS, TRENCHERS	10.770	11.190	40.00	.750	-	1.150	-	-	-	.470	2.31
CLASS C--FORKLIFTS, HYDRAULIC HAMMERS, CONCRETE PAVEMENT SPREADERS AND FINISHERS	9.760	10.110	40.00	.750	-	1.150	-	-	-	.470	2.31
CLASS D--CONCRETE MIXERS (16S AND UNDER), FORM TAMPERS, TRACTORS	8.860	9.150	40.00	.750	-	1.150	-	-	-	.470	2.31
Helpers and laborers											
GENERAL LABORERS, DRILL HELPERS, FLAGMEN	7.890	8.390	40.00	.900	-	1.100	-	-	-	.120	2.31

See footnotes at end of table.

Table 19. Continued—Wage rates, hours, and employer contributions for selected benefits: Selected cities

(Union building trades)

City and job classification	July 3, 1978			July 2, 1979							
	Rate per hour ¹	Rate per hour ¹	Hours per week ²	Employer contributions for selected benefits ³							
				Insurance ⁴		Pension		Vacation		Other ⁵	
				Dollars	Percent	Dollars	Percent	Dollars	Percent	Dollars	Percent
Albany, N.Y.—Continued											
Highway and street construction											
Helpers and laborers											
BULL FLOATS, CHAIN SAWS, CONCRETE AGGREGATE, BIN											
HANDLERS OF STEEL MESH ACETYLENE TORCHES, ASPHALT RAKERS, ROCK OR DRILLING MACHINES	\$8.090	\$8.590	40.00	0.900	-	1.100	-	-	-	0.120	2.31
BLASTERS, FORM SETTERS, STONE OR GRANITE CURB SETTERS	8.290	8.790	40.00	.900	-	1.100	-	-	-	.120	2.31
	8.490	8.990	40.00	.900	-	1.100	-	-	-	.120	2.31
Other heavy construction											
Journeymen											
CARPENTERS	9.670	10.300	40.00	.700	-	.850	-	-	-	.125	.77
CEMENT FINISHERS	9.550	10.000	40.00	.700	-	1.000	-	-	-	.060	1.54
ENGINEERS-POWER EQUIPMENT OPERATORS: CLASS A--BACKHOES, CRANES, DRAGLINES, PILEDRIVERS	11.130	11.580	40.00	.750	-	1.150	-	-	-	.470	2.31
CLASS B--CONCRETE PUMPS, ONE-DRUM HOISTS, ROLLERS, TRENCHERS	10.770	11.190	40.00	.750	-	1.150	-	-	-	.470	2.31
CLASS C--FORKLIFTS, HYDRAULIC HAMMERS, CONCRETE PAVEMENT SPREADERS AND FINISHERS	9.760	10.110	40.00	.750	-	1.150	-	-	-	.470	2.31
CLASS D--CONCRETE MIXERS (16S AND UNDER), FORM TAMPERS, TRACTORS	8.860	9.150	40.00	.750	-	1.150	-	-	-	.470	2.31
Helpers and laborers											
GENERAL LABORERS, DRILL HELPERS, FLAGMEN	7.890	8.390	40.00	.900	-	1.100	-	-	-	.120	2.31
BULL FLOATS, CHAIN SAWS, CONCRETE AGGREGATE, BIN											
HANDLERS OF STEEL MESH ACETYLENE TORCHES, ASPHALT RAKERS, ROCK OR DRILLING MACHINES	8.090	8.590	40.00	.900	-	1.100	-	-	-	.120	2.31
BLASTERS, FORM SETTERS, STONE OR GRANITE CURB SETTERS	8.290	8.790	40.00	.900	-	1.100	-	-	-	.120	2.31
	8.490	8.990	40.00	.900	-	1.100	-	-	-	.120	2.31
Atlanta, Ga.											
Building construction											
Journeymen											
ASBESTOS WORKERS	9.650	10.200	40.00	.550	-	.750	-	*0.500	-	-	-
BOILERMAKERS	9.950	10.700	40.00	1.050	-	1.100	-	-	-	-	-
BRICKLAYERS	8.950	9.200	40.00	.550	-	.500	-	*.650	-	.080	-
CARPENTERS	9.650	9.850	40.00	.500	-	.450	-	-	-	-	-
MILLWRIGHTS	9.900	10.150	40.00	.450	-	.500	-	-	-	-	-
PILEDRIVERS	9.800	10.000	40.00	.500	-	.450	-	-	-	-	-

See footnotes at end of table.

Table 19. Continued—Wage rates, hours, and employer contributions for selected benefits: Selected cities

(Union building trades)

City and job classification	July 3, 1978			July 2, 1979							
	Rate per hour ¹	Rate per hour ¹	Hours per week ²	Employer contributions for selected benefits ³							
				Insurance ⁴		Pension		Vacation		Other ⁵	
				Dollars	Percent	Dollars	Percent	Dollars	Percent	Dollars	Percent
Atlanta, Ga.											
—Continued											
Building construction											
Journeyman											
CEMENT FINISHERS	\$8.900	\$9.150	40.00	0.400	-	0.800	-	-	-	-	-
TROWELING-MACHINE OPERATORS	9.030	9.280	40.00	.400	-	.800	-	-	-	-	-
DRYWALL TAPERS (FINISHERS)	9.450	9.650	40.00	.550	-	.750	-	-	-	-	-
ELECTRICIANS (INSIDE WIRERS)	9.614	11.150	40.00	-	9.00	-	11.00	-	-	-	1.00
ELEVATOR CONSTRUCTORS	9.595	10.030	40.00	.895	-	.690	-	-	6.00	0.030	2.69
ENGINEERS--POWER EQUIPMENT OPERATORS:											
GROUP A--AIR COMPRESSORS (365 CFM AND OVER), CRANES, DERRICKS, DRAGLINES, HOISTS, SHOVELS, TRENCHING MACHINES (OVER 6 FT. DEPTH)	9.100	10.000	40.00	.550	-	.750	-	-	-	-	-
GROUP B--TRENCHING MACHINES (TO 6 FT.), SCRAPERS, BULLDOZERS, TRACTORS, SPECIAL EQUIPMENT	8.750	9.650	40.00	.550	-	.750	-	-	-	-	-
GROUP C--AIR COMPRESSORS (600 CU. FT. OR BATTERIES OF TWO, 300 CU. FT. AND OVER)	7.080	7.620	40.00	.550	-	.750	-	-	-	-	-
GROUP D--PUMPS (OVER 4 IN., UP TO BATTERIES OF 4)	6.530	7.020	40.00	.550	-	.750	-	-	-	-	-
GROUP E--MIXERS (SKIP TYPE), EXCEPT PAVING, ROLLERS	6.830	7.330	40.00	.550	-	.750	-	-	-	-	-
GROUP F--AIR COMPRESSORS (UP TO AND INCLUDING 300 CU. FT.), PUMPS (4 IN. OR LESS)	5.860	6.280	40.00	.550	-	.750	-	-	-	-	-
GLAZIERS	9.350	9.400	40.00	.750	-	.480	-	* 0.800	-	-	2.31
LATHERS	9.550	10.500	40.00	.250	-	.350	-	-	-	.100	-
MARBLE SETTERS	8.750	9.100	40.00	.550	-	.500	-	* .700	-	.100	-
MOSAIC AND TERRAZZO WORKERS	8.750	9.100	40.00	.550	-	.500	-	* .700	-	.100	-
PAINTERS	9.450	9.650	40.00	.550	-	.750	-	-	-	-	-
STEEL AND SWING STAGE SPRAY	9.950	10.150	40.00	.550	-	.750	-	-	-	-	-
PAPERHANGERS	9.700	9.900	40.00	.550	-	.750	-	-	-	-	-
PIPEFITTERS	10.250	10.650	40.00	.900	-	.700	-	* .500	-	.080	-
PLASTERERS	9.170	9.420	40.00	.400	-	.800	-	-	-	.100	-
PLUMBERS	10.250	10.650	40.00	.900	-	.700	-	* .500	-	.080	-
REINFORCING IRON WORKERS	9.600	9.950	40.00	.700	-	.670	-	-	-	-	-
ROOFERS, COMPOSITION	7.450	7.450	40.00	.300	-	.200	-	-	-	-	-
ROOFERS, SLATE AND TILE	7.700	7.700	40.00	.300	-	.200	-	-	-	-	-
SHEET-METAL WORKERS	9.700	10.400	40.00	.500	-	.910	-	* .500	-	.100	-
STONEMASONS	8.950	9.200	40.00	.550	-	.500	-	* .650	-	.080	-
STRUCTURAL IRON WORKERS	9.600	9.950	40.00	.700	-	.670	-	-	-	-	-
SHEETERS	9.850	10.200	40.00	.780	-	.670	-	-	-	-	-
TILE LAYERS	8.750	9.100	40.00	.550	-	.500	-	* .700	-	.100	-
Helpers and laborers											
BRICKLAYERS' TENDERS	6.400	6.550	40.00	.250	-	.330	-	-	-	.100	-
MORTAR MIXERS	6.620	6.770	40.00	.250	-	.330	-	-	-	.100	-
BUILDING LABORERS	6.400	6.550	40.00	.250	-	.330	-	-	-	.100	-
ELEVATOR CONSTRUCTORS' HELPERS	6.720	7.020	40.00	.895	-	.690	-	-	6.00	.030	2.69

See footnotes at end of table.

Table 19. Continued—Wage rates, hours, and employer contributions for selected benefits: Selected cities

(Union building trades)

City and job classification	July 3, 1978			July 2, 1979							
	Rate per hour ¹	Rate per hour ¹	Hours per week ²	Employer contributions for selected benefits ³							
				Insurance ⁴		Pension		Vacation		Other ⁵	
				Dollars	Percent	Dollars	Percent	Dollars	Percent	Dollars	Percent
Atlanta, Ga.											
—Continued											
Building construction											
Helpers and laborers											
MARBLE SETTERS FINISHERS	\$6.400	\$7.000	40.00	-	-	-	-	-	-	0.100	-
PLASTERERS' LABORERS	6.400	6.550	40.00	0.250	-	0.330	-	-	-	.100	-
PLUMBERS' LABORERS	6.400	6.550	40.00	.250	-	.330	-	-	-	.100	-
TERRAZZO FINISHERS AND POLISHERS	6.600	7.200	40.00	-	-	-	-	-	-	.100	-
TILE LAYER FINISHERS	6.400	7.000	40.00	-	-	-	-	-	-	.100	-
ROOFERS' HELPERS	5.420	5.420	40.00	.300	-	.200	-	-	-	-	-
Other heavy construction											
Journeyman											
ENGINEERS--POWER EQUIPMENT OPERATORS: GROUP A--CONCRETE PUMPS, CRANES, PILE-DRIVERS	9.350	10.300	40.00	.550	-	.750	-	-	-	-	4.23
GROUP B--FIREMEN (STATIONARY OR PORTABLE)	8.550	9.360	40.00	.550	-	.750	-	-	-	-	4.23
GROUP C--AIR COMPRESSORS, 600 CU. FT. AND OVER	7.330	7.980	40.00	.550	-	.750	-	-	-	-	4.23
GROUP D--OILERS-TRUCK AND LOCOMOTIVE	7.880	8.710	40.00	.550	-	.750	-	-	-	-	4.23
GROUP E--CONCRETE PUMPS (BOOM TYPE), WATER PUMPS (OVER 4 IN. AND BATTERY OF 4)	6.780	7.460	40.00	.550	-	.750	-	-	-	-	4.23
GROUP F--AIR COMPRESSORS (UP TO AND INCLUDING 300 CU. FT.), WATER PUMPS (4 IN. OR LESS), SAND BLASTING MACHINES	6.110	6.720	40.00	.550	-	.750	-	-	-	-	4.23
Baltimore, Md.											
Building construction											
Journeyman											
ASBESTOS WORKERS	9.350	10.250	40.00	.950	-	.950	-	-	-	.600	-
BOILERMAKERS	10.525	11.025	40.00	1.175	-	1.000	-	-	-	1.750	-
BRICKLAYERS	9.830	10.380	40.00	.700	-	.500	-	0.500	-	.070	-
CARPENTERS	9.550	10.550	40.00	.750	-	.690	-	.250	-	.050	-
MILLWRIGHTS	9.850	10.950	40.00	.750	-	.690	-	.250	-	.050	-
RESIDENTIAL	6.250	7.250	40.00	.750	-	.690	-	.250	-	.050	-
CEMENT FINISHERS	10.000	10.900	40.00	.700	-	.700	-	-	-	.050	-
ELECTRICIANS (INSIDE WIRERS)	10.500	10.700	40.00	.800	-	1.100	-	.400	-	.400	-
ELEVATOR CONSTRUCTORS	10.815	11.260	40.00	1.045	-	.690	-	-	6.00	.030	2.69
ENGINEERS--POWER EQUIPMENT OPERATORS: HEAVY EQUIPMENT--DERRICKS, POWER CRANES, SHOVELS, ELEVATING GRADERS	9.670	10.570	40.00	.950	-	1.000	-	.300	-	-	2.69

See footnotes at end of table.

Table 19. Continued—Wage rates, hours, and employer contributions for selected benefits: Selected cities

(Union building trades)

City and job classification	July 3, 1978			July 2, 1979							
	Rate per hour ¹	Rate per hour ¹	Hours per week ²	Employer contributions for selected benefits ³							
				Insurance ⁴		Pension		Vacation		Other ⁵	
				Dollars	Percent	Dollars	Percent	Dollars	Percent	Dollars	Percent
Baltimore, Md.											
—Continued											
Building construction											
Journeyman											
MEDIUM EQUIPMENT--TEMPORARY ELEVATORS, CONCRETE PUMPS, SINGLE DRUM HOISTS	\$9.120	\$10.020	40.00	0.950	-	1.000	-	0.300	-	-	2.69
LIGHT EQUIPMENT: COMPRESSORS, PUMPS	8.670	9.480	40.00	.950	-	1.000	-	.300	-	-	2.69
BULLDOZERS	9.120	10.020	40.00	.950	-	1.000	-	.300	-	-	2.69
GLAZIERS	9.740	9.990	40.00	.900	-	1.910	-	.500	-	0.040	-
LATHERS	9.090	10.320	40.00	-	-	.400	-	-	-	1.000	-
MARBLE MASONS	9.830	10.380	40.00	.700	-	.500	-	.500	-	.070	-
MOSAIC AND TERRAZZO WORKERS	8.060	8.910	40.00	.700	-	.500	-	.500	-	.070	-
PAINTERS	8.850	9.100	40.00	1.050	-	.600	-	.500	-	-	-
STRUCTURAL STEEL	9.350	9.600	40.00	1.050	-	.600	-	.500	-	-	-
SPRAY	9.100	9.350	40.00	1.050	-	.600	-	.500	-	-	-
PAPERHANGERS	9.000	9.250	40.00	1.050	-	.600	-	.500	-	-	-
PIPEFITTERS	10.480	11.790	40.00	.830	-	.920	-	.500	-	.070	-
PLASTERERS	8.950	10.200	40.00	.600	-	.400	-	.500	-	.291	-
PLUMBERS	10.300	11.190	40.00	.870	-	.990	-	-	-	.160	-
REINFORCING IRON WORKERS	9.740	9.990	40.00	.900	-	1.910	-	.500	-	.040	-
ROOFERS, COMPOSITION	8.400	9.000	40.00	.600	-	.450	-	-	-	-	-
MOPMEN	8.850	9.450	40.00	.600	-	.450	-	-	-	-	-
ROOFERS, SLATE AND TILE	8.850	9.450	40.00	.600	-	.450	-	-	-	-	-
PRECAST SLAB	9.400	10.000	40.00	.600	-	.450	-	-	-	-	-
SHEET-METAL WORKERS	9.620	9.620	40.00	1.100	-	.700	-	.500	-	.050	-
STONEMASONS	9.830	10.380	40.00	.700	-	.500	-	.500	-	.070	-
STRUCTURAL IRON WORKERS	9.740	9.990	40.00	.900	-	1.910	-	.500	-	.040	-
TILE SETTERS	8.060	8.910	40.00	.700	-	.500	-	.500	-	.070	-
Helpers and laborers											
BUILDING LABORERS	6.750	7.550	40.00	.350	-	.550	-	.300	-	.125	-
ELEVATOR CONSTRUCTORS' HELPERS	7.570	7.880	40.00	1.045	-	.690	-	-	6.00	.030	2.69
MARBLE SETTERS' HELPERS	6.875	7.125	40.00	.500	-	.200	-	-	-	-	-
PLASTERERS' LABORERS	6.900	7.700	40.00	.350	-	.550	-	.300	-	.125	-
HOD CARRIERS	7.150	7.950	40.00	.350	-	.550	-	.300	-	.125	-
MASON TENDERS	7.000	7.800	40.00	.350	-	.550	-	.300	-	.125	-
MORTAR MIXERS	7.000	7.800	40.00	.350	-	.550	-	.300	-	.125	-
PLUMBING LABORERS	6.750	7.550	40.00	.350	-	.550	-	.300	-	.125	-
TERRAZZO WORKERS' HELPERS	6.875	7.125	40.00	.500	-	.200	-	-	-	-	-
TILE LAYERS' HELPERS	6.875	7.125	40.00	.500	-	.200	-	-	-	-	-
Highway and street construction											
Journeyman											
ENGINEERS--POWER EQUIPMENT OPERATORS: HEAVY EQUIPMENT--DERICKS, POWER CRANES, SHOVELS, ELEVATING GRADERS	8.890	9.720	40.00	.950	-	1.000	-	.300	-	-	2.31
LIGHT EQUIPMENT--TRACTORS WITH ATTACHMENTS COMPRESSORS, FUEL TRUCKS, GREASE	8.390	9.220	40.00	.950	-	1.000	-	.300	-	-	2.31
STRUCTURAL IRON WORKERS	9.740	9.990	40.00	.900	-	1.910	-	.500	-	.040	-

See footnotes at end of table.

Table 19. Continued—Wage rates, hours, and employer contributions for selected benefits: Selected cities

(Union building trades)

City and job classification	July 3, 1978		July 2, 1979								
	Rate per hour ¹	Rate per hour ¹	Hours per week ²	Employer contributions for selected benefits ³							
				Insurance ⁴		Pension		Vacation		Other ⁵	
				Dollars	Percent	Dollars	Percent	Dollars	Percent	Dollars	Percent
Baltimore, Md.											
—Continued											
Highway and street construction											
Helpers and laborers											
CONSTRUCTION LABORERS	\$6.600	\$6.300	40.00	0.300	-	0.500	-	0.300	-	0.105	-
Other heavy construction											
Journeyman											
STRUCTURAL IRON WORKERS	10.240	10.490	40.00	.900	-	1.910	-	.500	-	.040	-
Boston, Mass.											
Building construction											
Journeyman											
ASBESTOS WORKERS	10.360	10.860	40.00	1.100	-	1.000	-	*1.250	-	-	-
BOILERMAKERS	11.800	12.300	40.00	1.150	-	-	10.00	-	-	-	-
BRICKLAYERS	10.450	10.950	40.00	.850	-	**1.500	-	-	-	.110	-
CARPENTERS	10.750	11.350	40.00	.950	-	1.000	-	-	-	.030	-
CEMENT FINISHERS	10.650	11.150	40.00	1.150	-	.600	-	-	-	.030	-
DRYWALL TAPERS (FINISHERS)	10.060	11.310	40.00	.820	-	1.400	-	-	-	.050	-
ELECTRICIANS (INSIDE WIRERS)	10.980	11.680	40.00	1.050	-	**1.800	3.00	-	-	1.070	1.00
ELEVATOR CONSTRUCTORS	11.500	12.020	40.00	.895	-	.690	-	-	6.00	.030	2.69
ENGINEERS--POWER EQUIPMENT OPERATORS: HEAVY EQUIPMENT: POWER SHOVELS, PILE-DRIVERS, HOISTING ENGINES	11.450	12.500	40.00	1.100	-	1.000	-	-	-	-	3.85
MEDIUM EQUIPMENT: BULLDOZERS, GRADERS, SCRAPERS (21 YDS. STRUCK OR LESS)	11.330	12.380	40.00	1.100	-	1.000	-	-	-	-	3.85
LIGHT EQUIPMENT: PUMPS, COMPRESSORS, WELDING MACHINES	9.550	10.460	40.00	1.100	-	1.000	-	-	-	-	3.85
GLAZIERS	9.900	10.450	40.00	.770	-	**1.190	-	*.700	-	-	-
LATHERS	10.450	11.300	40.00	1.000	-	.550	-	-	-	.030	-
MARBLE SETTERS	10.000	10.400	40.00	.850	-	**1.500	-	-	-	-	-
MOSAIC AND TERRAZZO WORKERS	10.000	10.400	40.00	.850	-	**1.500	-	-	-	-	-
PAINTERS	10.060	11.310	40.00	.820	-	1.400	-	-	-	.050	-
SPRAY	11.060	12.310	40.00	.820	-	1.400	-	-	-	.050	-
STRUCTURAL STEEL	12.180	13.430	40.00	.820	-	1.400	-	-	-	.050	-
PIPEFITTERS	11.860	12.110	40.00	.940	-	1.450	-	*.500	-	.120	-
SPRINKLER FITTERS	12.160	12.760	40.00	.750	-	1.050	-	*.500	-	-	-
REFRIGERATION AND AIR CONDITIONING MECHANICS	11.860	12.110	40.00	.940	-	1.450	-	*.500	-	.120	-
PLASTERERS	9.900	10.600	40.00	.850	-	-	-	-	-	1.830	-
PLUMBERS	11.550	12.150	40.00	1.020	-	**1.480	-	*.400	-	.050	-
REINFORCING IRON WORKERS	10.750	11.000	40.00	1.150	-	**1.700	-	*.250	-	.100	-
ROOFERS, COMPOSITION WATERPROOF AND DAMPROOF	10.200	11.050	40.00	.700	-	**1.650	-	*.250	-	.170	-
ROOFERS, SLATE AND TILE	10.450	11.300	40.00	.700	-	**1.650	-	*.250	-	.170	-
SHEET-METAL WORKERS	11.080	11.780	40.00	1.160	-	**1.500	-	*.300	-	.070	-
STONEMASONS	10.450	10.950	40.00	.850	-	**1.500	-	-	-	.110	-
STRUCTURAL IRON WORKERS	10.750	11.000	40.00	1.150	-	**1.700	-	*.250	-	.100	-
ELECTRIC WELDERS	10.750	11.000	40.00	1.150	-	**1.700	-	*.250	-	.100	-
TILE LAYERS	10.000	10.400	40.00	.850	-	**1.500	-	-	-	-	-

See footnotes at end of table.

Table 19. Continued—Wage rates, hours, and employer contributions for selected benefits: Selected cities

(Union building trades)

City and job classification	July 3, 1978		July 2, 1979								
	Rate per hour ¹	Rate per hour ¹	Hours per week ²	Employer contributions for selected benefits ³							
				Insurance ⁴		Pension		Vacation		Other ⁵	
				Dollars	Percent	Dollars	Percent	Dollars	Percent	Dollars	Percent
Boston, Mass.—Continued											
Building construction											
Helpers and laborers											
BRICKLAYERS' TENDERS:											
AGREEMENT A	\$8.500	\$9.200	40.00	0.700	-	1.000	-	-	-	0.130	-
AGREEMENT B	8.500	9.200	40.00	.700	-	1.000	-	-	-	.180	-
BUILDING LABORERS:											
AGREEMENT A	8.250	8.950	40.00	.700	-	1.000	-	-	-	.130	-
AGREEMENT B	8.250	8.950	40.00	.700	-	1.000	-	-	-	.180	-
AGREEMENT C	8.250	8.950	40.00	.700	-	1.000	-	-	-	.180	-
ELEVATOR CONSTRUCTORS' HELPERS											
	8.050	8.410	40.00	.895	-	.690	-	-	6.00	.030	2.69
MARBLE SETTERS' HELPERS											
	9.070	9.520	40.00	.850	-	.750	-	-	-	-	-
PLASTERERS' TENDERS:											
AGREEMENT A	8.500	9.200	40.00	.700	-	1.000	-	-	-	.130	-
AGREEMENT B	8.500	9.200	40.00	.700	-	1.000	-	-	-	.180	-
TERRAZZO WORKERS' HELPERS											
	10.150	10.600	40.00	-	-	1.100	-	-	-	.050	-
TILE LAYERS' HELPERS											
	9.070	9.520	40.00	.850	-	.750	-	-	-	-	-
Highway and street construction											
Journeyman											
ENGINEERS--POWER EQUIPMENT OPERATORS:											
HEAVY EQUIPMENT:											
POWER SHOVELS, PILE-DRIVERS, LIGHTERS	11.450	12.500	40.00	1.100	-	1.000	-	-	-	-	3.85
MEDIUM EQUIPMENT:											
BULLDOZERS, CEMENT MIXERS, STEAM BOILERS	11.330	12.380	40.00	1.100	-	1.000	-	-	-	-	3.85
LIGHT EQUIPMENT:											
PUMPS, COMPRESSORS, WELDING MACHINES, CONCRETE MIXERS	9.550	10.460	40.00	1.100	-	1.000	-	-	-	-	3.85
Helpers and laborers											
GENERAL LABORERS	8.250	8.950	40.00	.700	-	1.000	-	-	-	.180	-
Other heavy construction											
Journeyman											
ENGINEERS--POWER EQUIPMENT OPERATORS:											
HEAVY EQUIPMENT:											
POWER SHOVELS, PILE DRIVERS, LIGHTERS	11.450	12.500	40.00	1.100	-	1.000	-	-	-	-	3.85
MEDIUM EQUIPMENT:											
BULLDOZERS, CEMENT MIXERS, STEAM BOILERS	11.330	12.380	40.00	1.100	-	1.000	-	-	-	-	3.85
LIGHT EQUIPMENT:											
PUMPS, COMPRESSORS, WELDING MACHINES, CONCRETE MIXERS	9.550	10.460	40.00	1.100	-	1.000	-	-	-	-	3.85

See footnotes at end of table.

Table 19. Continued—Wage rates, hours, and employer contributions for selected benefits: Selected cities

(Union building trades)

City and job classification	July 3, 1978			July 2, 1979							
	Rate per hour ¹	Rate per hour ¹	Hours per week ²	Employer contributions for selected benefits ³							
				Insurance ⁴		Pension		Vacation		Other ⁵	
				Dollars	Percent	Dollars	Percent	Dollars	Percent	Dollars	Percent
Buffalo, N.Y.											
Building construction											
Journeyman											
ASBESTOS WORKERS	\$11.750	\$12.250	40.00	1.320	-	1.150	-	-	-	-	-
BOILERMAKERS	10.800	11.800	40.00	1.100	-	1.550	-	-	-	†1.000	-
BRICKLAYERS	12.880	13.380	40.00	-	-	1.650	-	-	-	.820	-
CARPENTERS	11.330	11.980	40.00	1.800	-	¹³ 1.750	-	-	-	.100	-
MILLWRIGHTS	11.330	11.980	40.00	1.800	-	¹³ 1.750	-	-	-	.100	-
PILEDRIVERS	11.330	11.980	40.00	1.800	-	¹³ 1.750	-	-	-	.100	-
CEMENT FINISHERS	13.080	13.580	40.00	-	-	1.750	-	-	-	-	-
MACHINE OPERATORS, FLOOR	13.250	13.750	40.00	-	-	1.750	-	-	-	-	-
SWING SCAFFOLD	13.350	13.850	40.00	-	-	1.750	-	-	-	-	-
MACHINE OPERATORS ON SWING SCAFFOLD	13.500	14.000	40.00	-	-	1.750	-	-	-	-	-
DRY WALL TAPERS	11.205	11.605	40.00	.725	-	.700	-	-	-	.760	-
MACHINE	11.455	11.855	40.00	.725	-	.700	-	-	-	.760	-
ELECTRICIANS (INSIDE WIRERS)	11.988	12.546	35.00	1.050	-	2.100	3.00	-	⁶ 7.00	.050	1.00
RESIDENTIAL WIREMEN	6.080	6.080	40.00	.350	-	-	3.00	-	-	-	1.00
ELEVATOR CONSTRUCTORS	12.885	13.510	40.00	1.045	-	.690	-	-	¹⁴ 6.00	.030	¹⁸ 2.69
ENGINEERS-POWER EQUIP- MENT OPERATORS:											
HEAVY EQUIPMENT--SHOV- ELS, CRANES, DERRICKS	12.175	12.575	40.00	.800	-	1.500	-	-	-	.760	¹⁸ 2.69
MEDIUM EQUIPMENT:											
HOISTING ENGINEERS, CONVEYOR OPERATORS	11.980	12.380	40.00	.800	-	1.500	-	-	-	.760	¹⁸ 2.69
TRENCHING MACHINES	12.020	12.420	40.00	.800	-	1.500	-	-	-	.760	¹⁸ 2.69
LIGHT EQUIPMENT:											
COMPRESSORS, MECHAN- ICAL HEATERS	9.090	9.490	40.00	.800	-	1.500	-	-	-	.760	¹⁸ 2.69
PUMPS	9.240	9.645	40.00	.800	-	1.500	-	-	-	.760	¹⁸ 2.69
GLAZIERS	10.940	11.540	40.00	.900	-	.700	-	-	-	1.050	-
LATHERS	12.570	13.460	40.00	¹⁸ -	-	-	-	-	-	-	-
MARBLE SETTERS	12.595	13.095	40.00	-	-	1.650	-	-	-	.820	-
MOSAIC AND TERRAZZO WORKERS	12.500	13.000	40.00	-	-	1.650	-	-	-	.820	-
PAINTERS	11.205	11.605	40.00	.725	-	.700	-	-	-	.760	-
SPRAY	11.455	11.855	40.00	.725	-	.700	-	-	-	.760	-
STEEL	11.705	12.105	40.00	.725	-	.700	-	-	-	.760	-
SWING SCAFFOLD	11.455	11.855	40.00	.725	-	.700	-	-	-	.760	-
HIGH BRIDGE	12.875	13.270	40.00	.725	-	.700	-	-	-	.760	-
PAPERHANGERS	11.455	11.855	40.00	.725	-	.700	-	-	-	.760	-
PIPEFITTERS	13.240	14.090	35.00	.650	-	1.180	-	-	-	.900	-
SPRINKLER FITTERS	11.690	11.990	40.00	.750	-	1.550	-	⁶ 1.300	-	-	-
PLASTERERS	12.710	13.460	40.00	-	-	-	-	-	-	-	-
PLUMBERS	12.850	13.320	35.00	.880	-	1.380	-	-	-	.160	-
RESIDENTIAL	7.370	9.450	40.00	.880	-	1.380	-	-	-	.160	-
REINFORCING IRON WORKERS	11.790	12.330	40.00	1.340	-	1.870	-	-	-	.100	-
ROOFERS, COMPOSITION	11.460	12.260	40.00	.890	-	1.400	-	-	-	.040	-
ROOFERS, SLATE AND TILE	11.610	12.410	40.00	.890	-	1.400	-	-	-	.040	-
SHEET-METAL WORKERS	12.630	13.250	35.00	.580	-	1.160	-	-	-	.960	-
STONEMASONS	12.880	13.380	40.00	-	-	1.650	-	-	-	.820	-
STRUCTURAL IRON WORKERS ORNAMENTAL IRON WORK- ERS	11.790	12.330	40.00	1.340	-	1.870	-	-	-	.100	-
TILE LAYERS	12.500	13.000	40.00	-	-	1.650	-	-	-	.820	-
Helpers and laborers											
BUILDING LABORERS:											
AGREEMENT A	8.955	9.705	40.00	1.100	-	1.400	-	-	-	.650	-
AGREEMENT B	8.855	9.605	40.00	1.100	-	1.400	-	-	-	.680	2.31
ELEVATOR CONSTRUCTORS' HELPERS	9.020	9.460	40.00	1.045	-	.690	-	-	6.00	.030	2.69
MARBLE SETTERS' HELPERS	10.060	10.610	40.00	.650	-	.600	-	-	-	1.000	-

See footnotes at end of table.

Table 19. Continued—Wage rates, hours, and employer contributions for selected benefits: Selected cities

(Union building trades)

City and job classification	July 3, 1978			July 2, 1979							
	Rate per hour ¹	Rate per hour ¹	Hours per week ²	Employer contributions for selected benefits ³							
				Insurance ⁴		Pension		Vacation		Other ⁵	
				Dollars	Percent	Dollars	Percent	Dollars	Percent	Dollars	Percent
Buffalo, N.Y.											
—Continued											
Building construction											
Helpers and laborers											
TERRAZZO WORKERS'											
HELPERS	\$10.060	\$10.610	40.00	0.650	-	0.600	-	-	-	1.000	-
GRINDERS	10.160	10.710	40.00	.650	-	.600	-	-	-	1.000	-
TILE LAYERS' HELPERS	10.060	10.610	40.00	.650	-	.600	-	-	-	1.000	-
Highway and street construction											
Journeymen											
ENGINEERS--POWER EQUIPMENT OPERATORS:											
HEAVY EQUIPMENT--SHOVELS, CRANES, BACKHOES, PAVERS											
	11.810	12.210	40.00	.800	-	1.500	-	-	-	.680	2.31
MEDIUM EQUIPMENT--ROLLERS, HOISTING ENGINEERS											
	11.670	12.070	40.00	.800	-	1.500	-	-	-	.680	2.31
LIGHT EQUIPMENT--COMPRESSORS, HEATING BOILERS											
	9.030	9.430	40.00	.800	-	1.500	-	-	-	.680	2.31
STRUCTURAL IRON WORKERS											
	11.790	12.330	40.00	1.340	-	1.870	-	-	-	.100	-
Helpers and laborers											
GENERAL LABORERS	8.405	9.205	40.00	1.100	-	1.400	-	-	-	.680	2.31
Other heavy construction											
Journeymen											
ENGINEERS--POWER EQUIPMENT OPERATORS:											
HEAVY EQUIPMENT--SHOVELS, CRANES, BACKHOES											
	11.810	12.210	40.00	.800	-	1.500	-	-	-	.680	2.31
MEDIUM EQUIPMENT--ROLLERS, HOISTING ENGINE OPERATORS											
	11.670	12.070	40.00	.800	-	1.500	-	-	-	.680	2.31
LIGHT EQUIPMENT--COMPRESSOR OPERATORS, HEATING BOILERS											
	9.030	9.430	40.00	.800	-	1.500	-	-	-	.680	2.31
STRUCTURAL IRON WORKERS											
	11.790	12.300	40.00	1.340	-	1.870	-	-	-	.100	-
ORNAMENTAL IRON WORKERS											
	11.790	12.330	40.00	1.340	-	1.870	-	-	-	.100	-
Helpers and laborers											
MINER-LABORERS, FREE AIR ..	9.700	9.605	40.00	1.100	-	1.400	-	-	-	.680	2.31
GENERAL LABORERS	8.405	9.205	40.00	1.100	-	1.400	-	-	-	.450	2.31
Chattanooga, Tenn.											
Building construction											
Journeymen											
ASBESTOS WORKERS	9.250	10.700	40.00	.550	-	.700	-	⁶ 1.000	-	-	-
BOILERMAKERS	9.950	10.700	40.00	1.050	-	1.100	-	-	-	-	-
BRICKLAYERS	10.500	11.550	40.00	.550	-	.300	-	-	-	.020	-
CARPENTERS	9.330	9.580	40.00	.570	-	.580	-	-	-	.020	-
MILLWRIGHTS	9.780	10.030	40.00	.570	-	.580	-	-	-	.020	-
CEMENT FINISHERS	9.350	9.900	40.00	-	-	-	-	-	-	.020	-
ELECTRICIANS (INSIDE WIRERS)											
	9.548	10.166	40.00	.700	-	-	10.00	-	⁶ 2.50	-	¹⁷ 3.50

See footnotes at end of table.

Table 19. Continued—Wage rates, hours, and employer contributions for selected benefits: Selected cities

(Union building trades)

City and job classification	July 3, 1978			July 2, 1979							
	Rate per hour ¹	Rate per hour ¹	Hours per week ²	Employer contributions for selected benefits ³							
				Insurance ⁴		Pension		Vacation		Other ⁵	
				Dollars	Percent	Dollars	Percent	Dollars	Percent	Dollars	Percent
Chattanooga, Tenn.—Continued											
Building construction											
Journeyman											
ELEVATOR CONSTRUCTORS	\$9.990	\$10.575	40.00	1.045	-	0.820	-	-	6.00	0.035	2.69
ENGINEERS--POWER EQUIPMENT OPERATORS:											
GROUP A--BULLDOZERS, CRANES, DRAGLINES, HOISTS, SHOVELS, SCRAPERS, TRENCHING MACHINES	9.100	9.700	40.00	.350	-	.350	-	-	-	.020	-
GROUP B--CENTRAL COMPRESSOR PLANTS, PAVING MACHINES, TRACTORS, CONCRETE PUMPS, EARTH AUGERS, FORKLIFTS	8.300	8.900	40.00	.350	-	.350	-	-	-	.020	-
GROUP C--PORTABLE COMPRESSORS, PUMPS (2, NOT MORE THAN 3), WELDING MACHINES, OILERS (COMBINATION)	7.700	8.300	40.00	.350	-	.350	-	-	-	.020	-
GROUP D--AIR COMPRESSORS (1 PORTABLE), FIREMEN, PORTABLE CRUSHERS	7.400	8.000	40.00	.350	-	.350	-	-	-	.020	-
GLAZIERS	8.470	8.810	40.00	-	-	-	-	4.00	-	-	-
LATHERS	9.600	10.250	40.00	-	-	-	-	-	-	-	-
MARBLE SETTERS	10.500	11.550	40.00	.550	-	.300	-	-	-	.020	-
MOSAIC AND TERRAZZO WORKERS	10.500	11.550	40.00	.550	-	.300	-	-	-	.020	-
PAINTERS, RESIDENTIAL AND COMMERCIAL	8.150	8.750	40.00	.450	-	.400	-	-	-	-	-
PAPERHANGERS	8.400	9.000	40.00	.450	-	.400	-	-	-	-	-
PIPEFITTERS	10.500	11.350	40.00	.600	-	.700	-	-	-	.100	.39
PLASTERERS	9.650	10.250	40.00	-	-	-	-	-	-	-	-
PLUMBERS	10.500	11.350	40.00	.600	-	.700	-	-	-	.100	.39
REINFORCING IRON WORKERS	9.760	9.760	40.00	.700	-	.650	-	-	-	.020	-
ROOFERS, COMPOSITION	9.400	10.050	40.00	-	-	.100	-	-	-	-	-
ROOFERS, SLATE AND TILE	9.600	10.250	40.00	-	-	.100	-	-	-	-	-
SHEET-METAL WORKERS	10.230	10.930	40.00	.680	-	.840	-	-	-	.110	-
STONEMASONS	10.500	11.550	40.00	.550	-	.300	-	-	-	.020	-
STRUCTURAL IRON WORKERS	9.760	9.760	40.00	.700	-	.650	-	-	-	.020	-
TILE LAYERS	10.500	11.550	40.00	.550	-	.300	-	-	-	.020	-
Helpers and laborers											
BRICKLAYERS' TENDERS	6.700	7.100	40.00	.250	-	.300	-	-	-	.020	-
BUILDING LABORERS	6.600	7.000	40.00	.250	-	.300	-	-	-	.020	-
ELEVATOR CONSTRUCTORS' HELPERS	6.990	7.400	40.00	1.045	-	.820	-	-	6.00	.035	2.69
MARBLE SETTERS' HELPERS ..	6.700	7.100	40.00	.250	-	.300	-	-	-	.020	-
PLASTERERS' LABORERS	6.600	7.000	40.00	.250	-	.300	-	-	-	.020	-
PLUMBERS' LABORERS	6.600	7.000	40.00	.250	-	.300	-	-	-	.020	-
TERRAZZO WORKERS' LABORERS	6.700	7.100	40.00	.250	-	.300	-	-	-	.020	-
TILE LAYERS' HELPERS	6.700	7.100	40.00	.250	-	.300	-	-	-	.020	-
Chicago, Ill.											
Building construction											
Journeyman											
ASBESTOS WORKERS	12.010	13.100	40.00	1.010	-	1.190	-	*1.000	-	.100	-
BOILERMAKERS	13.050	14.100	37.50	1.175	-	1.250	-	-	-	.450	5.00
BRICKLAYERS	11.710	13.000	40.00	.900	-	.850	-	-	-	.070	-

See footnotes at end of table.

Table 19. Continued—Wage rates, hours, and employer contributions for selected benefits: Selected cities

(Union building trades)

City and job classification	July 3, 1978			July 2, 1979							
	Rate per hour ¹	Rate per hour ¹	Hours per week ²	Employer contributions for selected benefits ³							
				Insurance ⁴		Pension		Vacation		Other ⁵	
				Dollars	Percent	Dollars	Percent	Dollars	Percent	Dollars	Percent
Chicago, Ill.											
—Continued											
Building construction											
Journeyemen											
CARPENTERS	\$11.500	\$12.700	40.00	1.080	-	1.080	-	-	-	-	-
CEMENT FINISHERS	10.250	11.850	40.00	1.350	-	1.250	-	-	-	0.520	-
SWING SCAFFOLD	10.500	12.100	40.00	1.350	-	1.250	-	-	-	.520	-
DRYWALL TAPERS (FINISHERS)	10.000	10.650	40.00	.675	-	.650	-	-	-	*.200	-
ELECTRICIANS (INSIDE WIRERS)	12.250	13.150	40.00	-	8.80	1.223	3.00	0.800	-	-	0.50
ELEVATOR CONSTRUCTORS ...	13.200	13.200	40.00	.895	-	.560	-	-	6.00	.025	2.69
ENGINEERS--POWER EQUIP- MENT OPERATORS:											
CLASS 1:											
CRANES	11.850	13.250	40.00	1.100	-	1.100	-	.600	-	-	-
CLASS 2:											
TRACTORS	10.550	11.950	40.00	1.100	-	1.100	-	.600	-	-	-
CLASS 3:											
AIR COMPRESSORS	9.400	10.800	40.00	1.100	-	1.100	-	.600	-	-	-
CLASS 4:											
OILERS	8.150	9.550	40.00	1.100	-	1.100	-	.600	-	-	-
GLAZIERS	10.890	11.500	40.00	.480	-	1.180	-	-	-	*1.000	-
LATHERS	10.520	12.620	40.00	.605	-	.645	-	*1.000	-	-	-
MACHINISTS	12.030	13.200	40.00	.930	-	.500	-	-	6.10	-	-
MARBLE SETTERS AND CUTTERS	11.730	*11.730	40.00	.800	-	-	-	-	-	1.020	-
MOSAIC AND TERRAZZO WORKERS	10.800	11.950	40.00	.900	-	.350	-	-	-	-	1.92
PAINTERS	10.000	10.650	40.00	.675	-	.650	-	-	-	*.200	-
PAPERHANGERS	10.000	10.650	40.00	.675	-	.650	-	-	-	*.200	-
PIPEFITTERS	12.900	14.100	40.00	.850	-	1.120	-	-	-	.030	-
SPRINKLER FITTERS	11.500	12.750	40.00	.950	-	1.050	-	-	-	*1.000	-
PLASTERERS	10.870	11.370	40.00	.875	-	.920	-	-	-	.675	-
PLUMBERS	12.000	13.300	40.00	.800	-	.900	-	-	-	.550	-
REINFORCING IRON WORKERS	12.100	13.450	40.00	1.240	-	1.865	-	-	-	.220	-
ROOFERS, COMPOSITION	11.800	12.550	40.00	1.270	-	.990	-	*.500	-	.020	-
ROOFERS, SLATE AND TILE ...	12.090	12.090	40.00	1.160	-	.750	-	-	-	-	-
SHEET-METAL WORKERS	12.350	12.950	40.00	.970	-	.800	-	-	-	.540	-
STONEMASONS	11.710	13.000	40.00	.900	-	.850	-	-	-	.070	-
STRUCTURAL IRON WORKERS ARCHITECTURAL IRON FINISHERS	11.800	12.500	40.00	.750	-	1.105	-	-	-	*.500	-
FENCE ERECTORS	8.770	9.220	40.00	.750	-	1.105	-	-	-	*.500	-
TILE LAYERS	11.650	12.650	40.00	.555	-	.525	-	-	-	.075	-
Helpers and laborers											
BRICKLAYERS' TENDERS	9.200	10.100	40.00	.570	-	1.200	-	-	-	-	-
BUILDING LABORERS	9.200	10.100	40.00	.570	-	1.200	-	-	-	-	-
ELEVATOR CONSTRUCTORS' HELPERS	9.240	9.240	40.00	.895	-	.560	-	-	6.00	.025	2.69
MARBLE SETTERS' HELPERS ...	9.780	10.580	40.00	1.070	-	.050	-	.500	-	-	-
PLASTERERS' LABORERS	9.200	10.100	40.00	.570	-	1.200	-	-	-	-	-
TERRAZZO WORKERS' HELPERS:											
FLOOR MACHINES	9.900	10.900	40.00	.800	-	.450	-	-	-	-	1.92
BASE MACHINE OPERATORS	10.150	11.300	40.00	.800	-	.450	-	-	-	-	1.92
TILE LAYERS' HELPERS	10.200	11.050	40.00	.555	-	.525	-	-	-	.075	-

See footnotes at end of table.

Table 19. Continued—Wage rates, hours, and employer contributions for selected benefits: Selected cities

(Union building trades)

City and job classification	July 3, 1978			July 2, 1979							
	Rate per hour ¹	Rate per hour ¹	Hours per week ²	Employer contributions for selected benefits ³							
				Insurance ⁴		Pension		Vacation		Other ⁵	
				Dollars	Percent	Dollars	Percent	Dollars	Percent	Dollars	Percent
Chicago, Ill.											
—Continued											
Highway and street construction											
Journeyman											
ENGINEERS--POWER EQUIPMENT OPERATORS: HEAVY EQUIPMENT--DERRICKS, CRANES, KOEHRING SCOOPERS, POWER SHOVELS	\$11.500	\$12.900	40.00	1.100	-	1.100	-	.600	-	-	-
MEDIUM EQUIPMENT--TRACTORS, END LOADERS, AND SIMILAR MACHINES	10.950	12.350	40.00	1.100	-	1.100	-	.600	-	-	-
LIGHT EQUIPMENT: FORKLIFTS	10.200	11.600	40.00	1.100	-	1.100	-	.600	-	-	-
PUMPS, TWO OR MORE WELDING MACHINES	9.100	10.500	40.00	1.100	-	1.100	-	.600	-	-	-
OILERS	8.100	9.500	40.00	1.100	-	1.100	-	.600	-	-	-
Other heavy construction											
Journeyman											
ENGINEERS--POWER EQUIPMENT OPERATORS: CLASS I: DERRICKS, CRANES, KOEHRING SCOOPERS, POWER SHOVELS	11.500	12.900	40.00	1.100	-	1.100	-	0.600	-	-	-
CLASS II: TRACTORS, END LOADERS SCOOPS AND SIMILAR MACHINES	10.950	12.350	40.00	1.100	-	1.100	-	.600	-	-	-
CLASS III: FORKLIFTS, STONE	10.200	11.600	40.00	1.100	-	1.100	-	.600	-	-	-
CLASS IV: PUMPS, 2 OR MORE	9.100	10.500	40.00	1.100	-	1.100	-	.600	-	-	-
Cincinnati, Ohio											
Building construction											
Journeyman											
ASBESTOS WORKERS	11.810	12.910	40.00	.750	-	1.250	-	⁶ 1.350	-	-	-
BOILERMAKERS	9.800	10.700	40.00	1.050	-	1.100	-	-	-	1.500	-
BRICKLAYERS	11.845	12.345	40.00	.650	-	.450	-	⁶ 1.250	-	.185	-
CLEANERS, POINTERS, AND CAULKERS	11.845	12.345	40.00	.650	-	.450	-	⁶ 1.250	-	.185	-
CARPENTERS	12.200	12.850	40.00	.750	-	.850	-	-	-	.110	-
MILLWRIGHTS	11.140	11.990	40.00	.600	-	1.100	-	⁶ 1.000	-	.035	-
CEMENT FINISHERS	12.080	⁹ 12.080	40.00	.800	-	.950	-	-	-	.035	-
DRYWALL TAPERS (FINISHERS):											
COMMERCIAL	11.600	12.950	40.00	-	-	.250	-	⁶ .500	-	-	-
INDUSTRIAL	11.750	13.100	40.00	-	-	.250	-	⁶ .500	-	-	-
RESIDENTIAL	11.280	12.630	40.00	-	-	.250	-	⁶ .500	-	-	-
ELECTRICIANS (INSIDE WIRERS)	11.500	12.236	40.00	.500	-	.800	3.00	-	⁶ 8.00	.200	-
ELEVATOR CONSTRUCTORS	12.360	13.015	40.00	1.045	-	.690	-	-	6.00	.030	2.69
ENGINEERS--POWER EQUIPMENT OPERATORS: GROUP A: CRANES, DERRICKS, POWER SHOVELS	12.360	13.160	40.00	.960	-	1.000	-	-	-	.085	-

See footnotes at end of table.

Table 19. Continued—Wage rates, hours, and employer contributions for selected benefits: Selected cities

(Union building trades)

City and job classification	July 3, 1978		July 2, 1979								
	Rate per hour ¹	Rate per hour ¹	Hours per week ²	Employer contributions for selected benefits ³							
				Insurance ⁴		Pension		Vacation		Other ⁵	
				Dollars	Percent	Dollars	Percent	Dollars	Percent	Dollars	Percent
Cincinnati, Ohio											
—Continued											
Building construction											
Journeymen											
GROUP B:											
BULLDOZERS, POWER GRADERS	\$12.200	\$13.000	40.00	0.960	-	1.000	-	-	-	0.085	-
GROUP C:											
AIR COMPRESSORS, ASPHALT ROLLERS, PUMPS	11.840	12.640	40.00	.960	-	1.000	-	-	-	.085	-
GROUP D:											
COMPRESSORS, MIXERS, ROLLERS	11.060	11.860	40.00	.960	-	1.000	-	-	-	.085	-
GROUP E:											
BACKFILLERS, CONCRETE SPREADERS	10.730	11.530	40.00	.960	-	1.000	-	-	-	.085	-
GROUP F:											
OILERS, PUMPS	8.830	9.330	40.00	.960	-	1.000	-	-	-	.085	-
GLAZIERS	10.600	11.350	40.00	-	-	.850	-	° 1.500	-	.015	-
LATHERS	13.320	14.020	40.00	-	-	.350	-	-	-	-	-
MACHINISTS, CONSTRUCTION AND ERECTION											
MARBLE SETTERS	11.000	13.000	40.00	.750	-	.600	-	-	5.00	-	3.85
MOSAIC AND TERRAZZO WORKERS	11.085	11.635	40.00	.650	-	.450	-	° 1.250	-	.205	-
PAINTERS:											
COMMERCIAL	11.035	11.585	40.00	.650	-	.450	-	° 1.250	-	.205	-
INDUSTRIAL	11.600	12.950	40.00	-	-	.250	-	° .500	-	-	-
RESIDENTIAL	11.750	13.100	40.00	-	-	.250	-	° .500	-	-	-
PAPERHANGERS:											
COMMERCIAL	11.280	12.630	40.00	-	-	.250	-	° .500	-	-	-
INDUSTRIAL	11.600	12.950	40.00	-	-	.250	-	° .500	-	-	-
RESIDENTIAL	11.750	13.100	40.00	-	-	.250	-	° .500	-	-	-
PIPEFITTERS	11.280	12.630	40.00	-	-	.250	-	° .500	-	-	-
PLASTERERS	12.200	12.954	40.00	.750	-	1.600	-	-	6.00	.435	-
PLUMBERS	11.345	12.145	40.00	-	-	.750	-	° 1.500	-	.235	-
REINFORCING IRON WORKERS	11.970	12.670	40.00	.700	-	1.300	-	° 1.000	-	.500	-
ROOFERS, COMPOSITION	11.030	11.680	40.00	1.000	-	2.250	-	° .500	-	.055	-
SHEET-METAL WORKERS	11.320	12.320	40.00	-	-	.850	-	° 2.000	-	.245	-
STONEMASONS	11.865	12.855	40.00	.600	-	.860	-	° 1.000	-	.560	-
STRUCTURAL AND ORNAMENTAL IRONWORKERS	11.845	12.345	40.00	.650	-	.450	-	° 1.250	-	.185	-
TILE LAYERS	12.330	13.080	40.00	1.000	-	1.450	-	-	-	.035	-
Helpers and laborers											
BRICKLAYERS' TENDERS	11.035	11.585	40.00	.650	-	.450	-	° 1.250	-	.205	-
BUILDING LABORERS	10.700	11.350	40.00	.800	-	.800	-	-	-	.100	-
ELEVATOR CONSTRUCTORS' HELPERS	10.500	11.150	40.00	.800	-	.800	-	-	-	.100	-
MARBLE SETTERS' HELPERS	8.650	9.110	40.00	1.045	-	.690	-	-	6.00	.030	2.69
MARBLE POLISHERS	10.385	11.350	40.00	-	-	-	-	° 1.000	-	-	-
TERRAZZO WORKERS' HELPERS	10.550	11.515	40.00	-	-	-	-	° 1.000	-	-	-
BASE GRINDERS	10.335	11.350	40.00	-	-	-	-	° 1.000	-	-	-
TILE LAYERS' HELPERS	10.735	11.770	40.00	-	-	-	-	° 1.000	-	-	-
CEMENT FINISHERS											
CEMENT FINISHERS	10.285	11.350	40.00	-	-	-	-	° 1.000	-	-	-
Highway and street construction											
Journeymen											
CEMENT FINISHERS	11.380	12.080	40.00	.600	-	.450	-	-	-	.070	-

See footnotes at end of table.

Table 19. Continued—Wage rates, hours, and employer contributions for selected benefits: Selected cities

(Union building trades)

City and job classification	July 3, 1978			July 2, 1979							
	Rate per hour ¹	Rate per hour ¹	Hours per week ²	Employer contributions for selected benefits ³							
				Insurance ⁴		Pension		Vacation		Other ⁵	
				Dollars	Percent	Dollars	Percent	Dollars	Percent	Dollars	Percent
Cincinnati, Ohio											
—Continued											
Highway and street construction											
Journeyman											
ENGINEERS--POWER EQUIPMENT OPERATORS:											
CLASS A--CONCRETE PUMPS, CRANES, DERRICKS, DRAGLINES, PILE DRIVING MACHINES	\$11.790	\$12.590	40.00	0.960	-	1.000	-	-	-	0.040	-
CLASS B--ASPHALT PAVERS, BULLDOZERS, POWER GRADERS	11.670	12.470	40.00	.960	-	1.000	-	-	-	.040	-
CLASS C--CONCRETE MIXERS, ASPHALT ROLLERS, WELDING MACHINES	10.630	11.430	40.00	.960	-	1.000	-	-	-	.040	-
CLASS D--COMPRESSORS, CONCRETE SAWS, CRUSHERS, DRILLS	10.200	11.000	40.00	.960	-	1.000	-	-	-	.040	-
CLASS E--OILERS, SIGNALMEN	8.140	8.640	40.00	.960	-	1.000	-	-	-	.040	-
Helpers and laborers											
CONSTRUCTION LABORERS	8.770	9.420	40.00	.700	-	.900	-	-	-	.100	-
Other heavy construction											
Journeyman											
CEMENT FINISHERS	11.380	12.080	40.00	.600	-	.450	-	-	-	.070	-
ENGINEERS--POWER EQUIPMENT OPERATORS:											
CLASS A--CONCRETE PUMPS, CRANES, DERRICKS, DRAGLINES, PILE DRIVING MACHINES	11.790	12.590	40.00	.960	-	1.000	-	-	-	.040	-
CLASS B--ASPHALT PAVERS, BULLDOZERS, POWER GRADERS	11.670	12.470	40.00	.960	-	1.000	-	-	-	.040	-
CLASS C--CONCRETE MIXERS, ASPHALT ROLLERS, WELDING MACHINES	10.630	11.430	40.00	.960	-	1.000	-	-	-	.040	-
CLASS D--COMPRESSORS, CONCRETE SAWS, CRUSHERS, DRILLS	10.200	11.000	40.00	.960	-	1.000	-	-	-	.040	-
CLASS E--OILERS, SIGNALMEN	8.140	8.640	40.00	.960	-	1.000	-	-	-	.040	-
Helpers and laborers											
LABORERS, OTHER HEAVY CONSTRUCTION	8.770	9.420	40.00	.700	-	.900	-	-	-	.100	-
Cleveland, Ohio											
Building construction											
Journeyman											
ASBESTOS WORKERS	11.480	11.740	40.00	.990	-	-	-	3.300	-	.040	-
BOILERMAKERS	11.680	12.630	40.00	1.100	-	1.300	-	1.000	-	-	2.50
BRICKLAYERS, GENERAL	11.400	12.410	40.00	1.150	-	1.330	-	1.250	-	.070	-
CAISSON AND SEWER	11.900	12.910	40.00	1.150	-	1.330	-	1.250	-	.070	-
CARPENTERS	11.870	12.870	40.00	.950	-	1.400	-	1.000	-	.040	-
MILLWRIGHTS	11.050	12.050	40.00	.950	-	1.670	-	1.500	-	.090	-
PILEDRIVERS	11.060	11.790	40.00	.950	-	1.670	-	1.500	-	.400	-
CEMENT FINISHERS	12.580	13.820	40.00	-	-	-	-	-	-	2.040	-

See footnotes at end of table.

Table 19. Continued—Wage rates, hours, and employer contributions for selected benefits: Selected cities

(Union building trades)

City and job classification	July 3, 1978			July 2, 1979							
	Rate per hour ¹	Rate per hour ¹	Hours per week ²	Employer contributions for selected benefits ³							
				Insurance ⁴		Pension		Vacation		Other ⁵	
				Dollars	Percent	Dollars	Percent	Dollars	Percent	Dollars	Percent
Cleveland, Ohio											
—Continued											
Building construction											
Journeyman											
DRYWALL TAPERS (FINISHERS)	\$12.410	\$13.660	40.00	0.820	-	1.000	-	-	-	-	-
ELECTRICIANS (INSIDE WIRERS)	12.400	13.620	40.00	.900	-	.510	3.00	⁶ 1.000	-	-	1.00
ELEVATOR CONSTRUCTORS	13.335	14.300	40.00	1.045	-	.690	-	-	6.00	0.035	2.69
ENGINEERS-POWER EQUIPMENT OPERATORS:											
HEAVY EQUIPMENT:											
CRANES (ALL TYPES)	13.170	13.720	40.00	.960	-	1.000	-	-	-	.090	-
POWER SHOVELS, DERRICKS	13.170	13.720	40.00	.960	-	1.000	-	-	-	.090	-
MEDIUM EQUIPMENT:											
BULLDOZERS AND POWER GRADERS	13.020	13.570	40.00	.960	-	1.000	-	-	-	.090	-
TRENCH MACHINES (UNDER 24 INCHES)	12.670	13.220	40.00	.960	-	1.000	-	-	-	.090	-
LIGHT EQUIPMENT:											
PUMPS (4 INCHES AND OVER)	12.670	13.220	40.00	.960	-	1.000	-	-	-	.090	-
COMPRESSORS, PORTABLE	11.890	12.440	40.00	.960	-	1.000	-	-	-	.090	-
ROLLERS, ASPHALT	12.670	13.220	40.00	.960	-	1.000	-	-	-	.090	-
OILERS, SMALL PUMPS	9.640	9.940	40.00	.960	-	1.000	-	-	-	.090	-
GLAZIERS	11.330	12.180	40.00	.550	-	.650	-	⁶ 1.500	-	-	-
LATHERS	11.880	12.630	40.00	-	-	1.750	-	-	-	⁶ 1.750	-
MACHINISTS	11.000	12.000	40.00	-	-	-	-	-	3.85	1.875	3.08
MARBLE SETTERS	11.400	12.410	40.00	1.150	-	1.330	-	⁶ 1.250	-	.070	-
MOSAIC AND TERRAZZO WORKERS	11.400	12.410	40.00	1.150	-	1.330	-	⁶ 1.250	-	.070	-
PAINTERS	11.710	12.960	40.00	.820	-	1.000	-	-	-	-	-
STRUCTURAL STEEL	12.410	13.660	40.00	.820	-	1.000	-	-	-	-	-
SPRAY GUN	12.110	13.360	40.00	.820	-	1.000	-	-	-	-	-
SWING STAGE	12.010	13.260	40.00	.820	-	1.000	-	-	-	-	-
PAPERHANGERS	11.710	12.960	40.00	.820	-	1.000	-	-	-	-	-
PIPEFITTERS	11.450	12.610	40.00	1.060	-	1.300	-	⁶ 1.000	-	.400	-
REFRIGERATION FITTERS	11.450	12.610	40.00	1.060	-	1.300	-	⁶ 1.000	-	.400	-
PLASTERERS	12.000	13.280	40.00	.850	-	-	-	⁶ 2.000	-	.130	-
PLUMBERS	11.710	12.860	40.00	.900	-	2.100	-	⁶ 1.000	-	.350	-
REINFORCING IRON WORKERS	11.720	12.970	40.00	1.050	-	1.100	-	⁶ 1.000	-	.030	-
ROOFERS, COMPOSITION	11.983	13.260	40.00	.250	-	.500	-	-	-	2.050	-
ROOFERS, SLATE AND TILE	11.983	13.260	40.00	.250	-	.500	-	-	-	2.050	-
SHEET-METAL WORKERS	11.830	12.830	40.00	.700	-	1.480	-	⁶ 1.000	-	.150	-
STONEMASONS	11.400	12.410	40.00	1.150	-	1.330	-	⁶ 1.250	-	.070	-
STRUCTURAL IRON WORKERS	11.720	12.970	40.00	1.050	-	1.100	-	⁶ 1.000	-	.030	-
TILE LAYERS	11.905	12.905	40.00	-	-	1.750	-	⁶ 1.000	-	-	-
Helpers and laborers											
BRICKLAYERS' TENDERS	10.520	11.530	40.00	1.110	-	1.550	-	-	-	.390	-
BUILDING LABORERS	10.520	11.530	40.00	1.110	-	1.550	-	-	-	.390	-
ELEVATOR CONSTRUCTORS' HELPERS	9.330	10.010	40.00	1.045	-	.690	-	-	6.00	.035	2.69
MARBLE SETTERS' HELPERS	11.760	12.510	40.00	-	-	2.000	-	-	-	-	-
PLASTERERS' LABORERS	10.520	11.530	40.00	1.110	-	1.550	-	-	-	.390	-
PLUMBERS' LABORERS	10.520	11.530	40.00	1.110	-	1.550	-	-	-	.390	-
TERRAZZO FINISHERS' HELPERS	12.620	13.570	40.00	-	-	1.500	-	-	-	.050	-
TILE LAYERS' HELPERS	12.290	13.040	40.00	-	-	2.000	-	-	-	-	-
Highway and street construction											
Journeyman											
CEMENT FINISHERS	12.030	12.730	40.00	.600	-	.450	-	-	-	.050	-

See footnotes at end of table.

Table 19. Continued—Wage rates, hours, and employer contributions for selected benefits: Selected cities

(Union building trades)

City and job classification	July 3, 1978		July 2, 1979								
	Rate per hour ¹	Rate per hour ¹	Hours per week ²	Employer contributions for selected benefits ³							
				Insurance ⁴		Pension		Vacation		Other ⁵	
				Dollars	Percent	Dollars	Percent	Dollars	Percent	Dollars	Percent
Cleveland, Ohio											
—Continued											
Highway and street construction											
Journeyman											
ENGINEERS—POWER EQUIPMENT OPERATORS: HEAVY EQUIPMENT—CRANES, POWER SHOVELS, DERRICKS	\$12.780	\$13.330	40.00	0.960	-	1.000	-	-	-	0.040	-
MEDIUM EQUIPMENT—BULLDOZERS, POWER GRADERS, TRENCH MACHINES UNDER 24 IN.	12.680	13.230	40.00	.960	-	1.000	-	-	-	.040	-
LIGHT EQUIPMENT: PUMPS 4 IN. AND OVER, ASPHALT ROLLERS	11.640	12.190	40.00	.960	-	1.000	-	-	-	.040	-
PORTABLE COMPRESSORS	11.170	11.720	40.00	.960	-	1.000	-	-	-	.040	-
Helpers and laborers											
COMMON LABORERS	10.030	10.880	40.00	.700	-	.900	-	-	-	.100	-
Other heavy construction											
Journeyman											
CEMENT FINISHERS	12.030	12.730	40.00	.600	-	.450	-	-	-	.050	-
SEWAGE TREATMENT PLANTS	13.300	14.800	40.00	.600	-	.450	-	-	-	.050	-
ENGINEERS—POWER EQUIPMENT OPERATORS: HEAVY EQUIPMENT—CRANES, POWER SHOVELS, DERRICKS	12.780	13.330	40.00	.960	-	1.000	-	-	-	.040	-
MEDIUM EQUIPMENT—BULLDOZERS, POWER GRADERS, TRENCH MACHINES UNDER 24 IN.	12.680	13.230	40.00	.960	-	1.000	-	-	-	.040	-
LIGHT EQUIPMENT: PUMPS 4 IN. AND OVER, ASPHALT ROLLERS	11.640	12.190	40.00	.960	-	1.000	-	-	-	.040	-
PORTABLE COMPRESSORS	11.170	11.720	40.00	.960	-	1.000	-	-	-	.040	-
Helpers and laborers											
COMMON LABORERS	10.030	10.880	40.00	.700	-	.900	-	-	-	.100	-
Columbus, Ohio											
Building construction											
Journeyman											
ASBESTOS WORKERS	12.070	*12.070	40.00	.600	-	1.150	-	*1.000	-	.050	-
BOILERMAKERS	9.800	10.700	40.00	1.050	-	1.100	-	-	-	1.500	-
BRICKLAYERS	11.140	12.290	40.00	.800	-	1.000	-	-	-	.010	-
CARPENTERS	10.790	11.470	40.00	.600	-	1.000	-	-	-	.040	-
RESILIENT FLOOR LAYERS ..	10.790	11.470	40.00	.600	-	1.000	-	-	-	.040	-
CEMENT FINISHERS	10.050	10.050	40.00	.600	-	1.000	-	*.900	-	.040	-
DRYWALL TAPERS (FINISHERS)	11.090	11.790	40.00	.650	-	.850	-	-	-	-	-
ELECTRICIANS (INSIDE WIRERS)	12.180	13.150	40.00	.400	-	1.020	3.00	-	-	-	1.00
ELEVATOR CONSTRUCTORS ...	12.220	12.970	40.00	1.045	-	.690	-	-	6.00	.030	2.69
ENGINEERS—POWER EQUIPMENT OPERATORS: HEAVY EQUIPMENT: CRANES (ALL TYPES)	12.360	13.160	40.00	.960	-	1.000	-	-	-	.070	-

See footnotes at end of table.

Table 19. Continued—Wage rates, hours, and employer contributions for selected benefits: Selected cities

(Union building trades)

City and job classification	July 3, 1978			July 2, 1979							
	Rate per hour ¹	Rate per hour ¹	Hours per week ²	Employer contributions for selected benefits ³							
				Insurance ⁴		Pension		Vacation		Other ⁵	
				Dollars	Percent	Dollars	Percent	Dollars	Percent	Dollars	Percent
Columbus, Ohio											
—Continued											
Building construction											
Journeyman											
POWER SHOVELS	\$13.360	\$13.160	40.00	0.960	-	1.000	-	-	-	0.070	-
DERRICKS	12.360	13.160	40.00	.960	-	1.000	-	-	-	.070	-
MEDIUM EQUIPMENT: POWER GRADERS, BULL- DOZERS	12.200	13.000	40.00	.960	-	1.000	-	-	-	.070	-
TRENCH MACHINES (24 IN. AND UNDER)	11.840	12.640	40.00	.960	-	1.000	-	-	-	.070	-
ROLLER BRICK, GRADE	11.060	11.860	40.00	.960	-	1.000	-	-	-	.070	-
LIGHT EQUIPMENT: PUMPS, 4 IN. AND OVER	11.840	12.640	40.00	.960	-	1.000	-	-	-	.070	-
PORTABLE COMPRESSORS	11.060	11.860	40.00	.960	-	1.000	-	-	-	.070	-
ASPHALT ROLLERS	11.840	12.640	40.00	.960	-	1.000	-	-	-	.070	-
BACKFILLERS, CONCRETE SPREADERS	10.730	11.530	40.00	.960	-	1.000	-	-	-	.070	-
OILERS, SMALL PUMPS	8.830	9.330	40.00	.960	-	1.000	-	-	-	.070	-
GLAZIERS	11.020	12.020	40.00	-	-	.570	-	*0.200	-	.010	-
LATHERS	10.350	11.200	40.00	-	-	.400	-	-	-	1.270	-
MARBLE SETTERS	11.350	12.300	40.00	-	-	-	-	-	-	.020	-
TERRAZZO WORKERS	11.350	12.300	40.00	-	-	-	-	-	-	.020	-
PAINTERS	10.690	11.390	40.00	.650	-	.850	-	-	-	-	-
SPRAY	11.190	11.890	40.00	.650	-	.850	-	-	-	-	-
STRUCTURAL STEEL	10.990	11.690	40.00	.650	-	.850	-	-	-	-	-
SWING STAGE	10.990	11.690	40.00	.650	-	.850	-	-	-	-	-
PAPERHANGERS	10.690	11.390	40.00	.650	-	.850	-	-	-	-	-
PIPEFITTERS	12.000	12.680	40.00	.810	-	.820	-	*1.000	-	.310	-
PLASTERERS	10.590	11.440	40.00	.600	-	.300	-	-	-	.520	-
PLUMBERS	12.000	12.680	40.00	.810	-	.820	-	*1.000	-	.310	-
REINFORCING IRON WORKERS	11.300	12.100	40.00	1.000	-	2.200	-	-	-	.010	-
RIGGERS AND MACHINERY MOVERS	11.300	12.100	40.00	1.000	-	2.200	-	-	-	.010	-
WELDERS	11.300	12.100	40.00	1.000	-	2.200	-	-	-	.010	-
FENCE ERECTORS	11.300	12.100	40.00	1.000	-	2.200	-	-	-	.010	-
SHEETERS	11.300	12.100	40.00	1.000	-	2.200	-	-	-	.010	-
ROOFERS, COMPOSITION	10.795	11.800	40.00	.600	-	.650	-	*1.000	-	-	-
ROOFERS, SLATE AND TILE	10.795	11.800	40.00	.600	-	.650	-	*1.000	-	-	-
SHEET-METAL WORKERS	11.310	11.950	40.00	.860	-	1.240	-	-	-	.220	3.00
STONEMASONS	10.340	11.490	40.00	.800	-	1.000	-	-	-	.010	-
STRUCTURAL IRON WORKERS ORNAMENTAL IRON WORKERS	11.300	12.100	40.00	1.000	-	2.200	-	-	-	.010	-
TILE LAYERS	11.350	12.300	40.00	-	-	-	-	-	-	.020	-
Helpers and laborers											
BRICKLAYERS' TENDERS	8.290	8.840	40.00	.800	-	.800	-	-	-	.600	-
BUILDING LABORERS	8.040	8.540	40.00	.800	-	.800	-	-	-	.600	-
ELEVATOR CONSTRUCTORS' HELPERS: AFTER 6 MONTHS	8.550	9.080	40.00	1.045	-	.690	-	-	6.00	.030	2.69
MARBLE SETTERS' HELPERS	9.000	9.700	40.00	-	-	-	-	-	-	-	-
PLASTERERS' LABORERS	8.290	8.840	40.00	.800	-	.800	-	-	-	.600	-
TERRAZZO WORKERS' HELPERS	9.000	9.700	40.00	-	-	-	-	-	-	-	-
BASE GRINDERS	9.350	10.050	40.00	-	-	-	-	-	-	-	-
FLOOR GRINDERS	9.150	9.850	40.00	-	-	-	-	-	-	-	-
TILE LAYERS' HELPERS	9.000	9.700	40.00	-	-	-	-	-	-	-	-
Highway and street construction											
Journeyman											
CEMENT FINISHERS	10.580	11.280	40.00	.600	-	.450	-	-	-	-	-

See footnotes at end of table.

Table 19. Continued—Wage rates, hours, and employer contributions for selected benefits: Selected cities

(Union building trades)

City and job classification	July 3, 1978			July 2, 1979							
	Rate per hour ¹	Rate per hour ¹	Hours per week ²	Employer contributions for selected benefits ³							
				Insurance ⁴		Pension		Vacation		Other ⁵	
				Dollars	Percent	Dollars	Percent	Dollars	Percent	Dollars	Percent
Columbus, Ohio											
—Continued											
Highway and street construction											
Journeyman											
ENGINEERS—POWER EQUIPMENT OPERATORS:											
HEAVY EQUIPMENT	\$11.790	\$12.590	40.00	0.960	-	1.000	-	-	-	0.040	-
POWER GRADERS, BULLDOZERS, TRENCH MACHINES	11.670	12.470	40.00	.960	-	1.000	-	-	-	.040	-
ASPHALT ROLLERS, PUMPS (4 IN. AND OVER)	10.630	11.430	40.00	.960	-	1.000	-	-	-	.040	-
ROLLERS, BRICK GRADE, PORTABLE COMPRESSORS	10.200	11.000	40.00	.960	-	1.000	-	-	-	.040	-
Helpers and laborers											
COMMON LABORERS	8.770	9.420	40.00	.800	-	.800	-	-	-	.100	-
Other heavy construction											
Journeyman											
CEMENT FINISHERS	10.580	11.280	40.00	.600	-	.450	-	-	-	-	-
ENGINEERS—POWER EQUIPMENT OPERATORS:											
HEAVY EQUIPMENT	11.790	12.590	40.00	.960	-	1.000	-	-	-	.040	-
POWER GRADERS, BULLDOZERS, TRENCH MACHINES	11.670	12.470	40.00	.960	-	1.000	-	-	-	.040	-
ASPHALT ROLLERS, PUMPS (4 IN. AND OVER)	10.630	11.430	40.00	.960	-	1.000	-	-	-	.040	-
ROLLERS, BRICK GRADE, PORTABLE COMPRESSORS	10.200	11.000	40.00	.960	-	1.000	-	-	-	.040	-
Helpers and laborers											
COMMON LABORERS	8.770	9.420	40.00	.800	-	.800	-	-	-	.100	-
Corpus Christi, Texas											
Building construction											
Journeyman											
ASBESTOS WORKERS	10.740	11.440	40.00	.550	-	.650	-	-	-	-	-
BOILERMAKERS	10.550	12.050	40.00	.975	-	1.000	-	-	-	-	-
BRICKLAYERS	9.060	9.590	40.00	.370	-	.300	-	-	-	.060	-
CARPENTERS	7.990	8.440	40.00	.510	-	.350	-	-	-	-	-
MILLWRIGHTS	10.050	10.550	40.00	-	-	-	-	-	-	-	-
CEMENT FINISHERS	8.750	9.250	40.00	-	-	-	-	-	-	-	-
DRYWALL TAPERS (FINISHERS)	8.100	8.450	40.00	.550	-	.250	-	-	-	-	-
DRYWALL TAPING MACHINE	9.050	9.400	40.00	.550	-	.250	-	-	-	-	-
ELECTRICIANS (INSIDE WIRERS)	10.550	11.300	40.00	.800	-	-	3.00	-	-	-	1.00
ELEVATOR CONSTRUCTORS	9.945	10.340	40.00	.895	-	.690	-	-	6.00	.030	2.69
ENGINEERS—POWER EQUIPMENT OPERATORS:											
HEAVY EQUIPMENT	8.350	8.850	40.00	.370	-	.750	-	-	-	-	-
LIGHT EQUIPMENT	7.225	7.725	40.00	.370	-	.750	-	-	-	-	-
GLAZIERS	7.350	7.860	40.00	-	-	.200	-	-	-	-	-
LATHERS	9.050	9.700	40.00	.650	-	.200	-	1.300	-	-	-
MOSAIC AND TERRAZZO WORKERS	8.430	8.680	40.00	.370	-	.150	-	-	-	-	-
PAINTERS:											
COMMERCIAL	8.100	8.450	40.00	.550	-	.250	-	-	-	-	-
SPRAY	8.500	8.850	40.00	.550	-	.250	-	-	-	-	-
INDUSTRIAL:											
NEW CONSTRUCTION	8.650	9.000	40.00	.550	-	.250	-	-	-	-	-

See footnotes at end of table.

Table 19. Continued—Wage rates, hours, and employer contributions for selected benefits: Selected cities

(Union building trades)

City and job classification	July 3, 1978			July 2, 1979							
	Rate per hour ¹	Rate per hour ¹	Hours per week ²	Employer contributions for selected benefits ³							
				Insurance ⁴		Pension		Vacation		Other ⁵	
				Dollars	Percent	Dollars	Percent	Dollars	Percent	Dollars	Percent
Corpus Christi, Texas											
—Continued											
Building construction											
Journeyman											
MAINTENANCE	\$8.050	\$8.400	40.00	0.550	-	0.250	-	-	-	-	-
PAPERHANGERS	8.500	8.850	40.00	.550	-	.250	-	-	-	-	-
PLASTERERS	10.150	10.700	40.00	-	-	-	-	-	-	0.080	-
PLUMBERS	9.840	9.840	40.00	.450	-	.350	-	-	-	-	-
REINFORCING IRON WORKERS	7.370	7.720	40.00	.550	-	1.150	-	-	-	-	-
ROOFERS, COMPOSITION	6.775	7.225	40.00	-	-	.250	-	-	-	-	-
ROOFERS, SLATE AND TILE	6.775	7.225	40.00	-	-	.250	-	-	-	-	-
SHEET-METAL WORKERS	8.860	9.570	40.00	.450	-	.375	-	0.400	-	.040	-
STRUCTURAL IRON WORKERS	7.370	7.720	40.00	.550	-	1.150	-	-	-	-	-
Helpers and laborers											
BRICKLAYERS' TENDERS	5.860	6.160	40.00	.400	-	.130	-	-	-	-	-
BUILDING LABORERS	5.560	5.860	40.00	.400	-	.130	-	-	-	-	-
ELEVATOR CONSTRUCTORS' HELPERS	6.960	7.240	40.00	.895	-	.690	-	-	6.00	.030	2.69
PLASTERERS' LABORERS	5.860	6.160	40.00	.400	-	.130	-	-	-	-	-
Other heavy construction											
Journeyman											
ENGINEERS--POWER EQUIPMENT OPERATORS:											
HEAVY EQUIPMENT	9.500	10.000	40.00	.370	-	.750	-	-	-	-	-
LIGHT EQUIPMENT	7.975	8.475	40.00	.370	-	.750	-	-	-	-	-
STRUCTURAL IRON WORKERS	8.220	8.620	40.00	.550	-	1.150	-	-	-	-	-
Dallas, Texas											
Building construction											
Journeyman											
ASBESTOS WORKERS	10.030	11.130	40.00	.500	-	.760	-	-	-	-	-
BOILERMAKERS	10.550	12.000	40.00	.975	-	1.000	-	-	-	-	-
BRICKLAYERS	9.850	10.880	40.00	.450	-	.500	-	-	-	.050	-
CARPENTERS	10.200	10.600	40.00	.550	-	.450	-	-	-	-	-
MILLWRIGHTS	10.640	11.500	40.00	.550	-	-	-	-	-	-	-
CEMENT FINISHERS	9.785	10.300	40.00	.550	-	.600	-	-	-	-	-
DRYWALL TAPERS (FINISHERS)	9.775	10.165	40.00	.450	-	.500	-	-	-	-	-
ELECTRICIANS (INSIDE WIRERS)	10.589	11.280	40.00	.600	-	-	7.00	-	4.00	-	1.00
ELEVATOR CONSTRUCTORS	10.090	10.370	40.00	1.045	-	.690	-	-	6.00	.035	2.69
ENGINEERS--POWER EQUIPMENT OPERATORS:											
HEAVY EQUIPMENT	9.750	10.030	40.00	.650	-	.900	-	-	-	-	-
LIGHT EQUIPMENT	9.350	9.630	40.00	.650	-	.900	-	-	-	-	-
GLAZIERS	8.840	9.090	40.00	.400	-	.550	-	0.500	-	-	-
LATHERS	10.180	10.780	40.00	-	-	-	-	0.500	-	.080	-
MACHINISTS	12.760	13.960	40.00	-	-	-	-	-	-	-	-
MARBLE SETTERS	9.400	9.950	40.00	-	-	.300	-	-	-	-	-
MOSAIC AND TERRAZZO WORKERS	9.400	9.950	40.00	-	-	.300	-	-	-	-	-
PAINTERS	9.525	9.905	40.00	.450	-	.500	-	-	-	-	-
RESIDENTIAL	8.650	8.995	40.00	.450	-	.500	-	-	-	-	-
SPRAY PAINTERS	9.900	10.295	40.00	.450	-	.500	-	-	-	-	-
STRUCTURAL STEEL SWING STAGE	9.900	10.295	40.00	.450	-	.500	-	-	-	-	-
PAPERHANGERS	9.775	10.165	40.00	.450	-	.500	-	-	-	-	-
PIPEFITTERS	9.980	10.270	40.00	.430	-	1.000	-	.250	-	.040	-
PLASTERERS	9.740	10.340	40.00	.450	-	-	-	0.500	-	.080	-
PLUMBERS	9.980	10.270	40.00	.430	-	1.000	-	.250	-	.040	-

See footnotes at end of table.

Table 19. Continued—Wage rates, hours, and employer contributions for selected benefits: Selected cities

(Union building trades)

City and job classification	July 3, 1978			July 2, 1979							
	Rate per hour ¹	Rate per hour ¹	Hours per week ²	Employer contributions for selected benefits ³							
				Insurance ⁴		Pension		Vacation		Other ⁵	
				Dollars	Percent	Dollars	Percent	Dollars	Percent	Dollars	Percent
Dallas, Texas											
—Continued											
Building construction											
Journeyman											
REINFORCING IRON WORKERS											
	\$9.550	\$9.930	40.00	0.550	-	1.150	-	-	-	-	-
ROOFERS, COMPOSITION											
	8.780	9.000	40.00	-	-	.250	-	-	-	-	-
ROOFERS, SLATE AND TILE											
	8.930	9.150	40.00	-	-	.250	-	-	-	-	-
SHEET-METAL WORKERS											
	10.225	10.510	40.00	.500	-	.660	-	⁶ 0.200	-	0.120	-
STONEMASONS											
	9.850	10.880	40.00	.450	-	.500	-	-	-	.050	-
STRUCTURAL IRON WORKERS											
	9.550	9.930	40.00	.550	-	1.150	-	-	-	-	-
TILE LAYERS											
	9.400	9.950	40.00	-	-	.300	-	-	-	-	-
Helpers and laborers											
BRICKLAYERS' TENDERS											
	6.570	6.740	40.00	.300	-	.400	-	-	-	.020	-
MORTAR MIXERS											
	6.570	6.740	40.00	.300	-	.400	-	-	-	.020	-
BUILDING LABORERS											
	6.320	6.490	40.00	.300	-	.400	-	-	-	.020	-
ELEVATOR CONSTRUCTORS' HELPERS											
	7.060	7.260	40.00	1.045	-	.690	-	-	6.00	.035	2.69
MARBLE SETTERS' HELPERS											
	7.400	7.580	40.00	-	-	-	-	-	-	-	-
PLASTERERS' LABORERS											
	6.570	6.740	40.00	.300	-	.400	-	-	-	.020	-
TERRAZZO WORKERS' HELPERS											
	6.570	6.740	40.00	.300	-	.400	-	-	-	.020	-
TILE LAYERS' HELPERS											
	7.400	7.580	40.00	-	-	-	-	-	-	-	-
Denver, Colo.											
Building construction											
Journeyman											
ASBESTOS WORKERS											
	10.240	11.790	40.00	.550	-	1.370	-	⁶ 1.200	-	-	-
BOILERMAKERS											
	11.000	12.870	40.00	1.150	-	1.000	-	-	-	.050	-
BRICKLAYERS											
	10.240	11.030	40.00	.850	-	.950	-	.500	-	.210	-
SEWER WORKERS											
	10.490	11.280	40.00	.850	-	.950	-	.500	-	.210	-
CARPENTERS											
	10.065	10.565	40.00	.900	-	.950	-	.850	-	-	-
RESIDENTIAL MILLWRIGHTS											
	10.115	10.565	40.00	.900	-	.950	-	.850	-	-	-
MILLWRIGHTS											
	9.992	10.590	40.00	.900	-	.850	-	-	⁶ 8.00	.050	-
CEMENT FINISHERS											
	10.080	10.690	40.00	.550	-	1.250	-	⁶ .600	-	.067	-
COMPOSITION FLOOR LAYERS AND MACHINE OPERATORS											
	10.580	11.190	40.00	.550	-	1.250	-	⁶ .600	-	.067	-
DRYWALL TAPERS (FINISHERS):											
HAND											
	10.400	11.610	40.00	.750	-	1.150	-	.750	-	-	-
MACHINE											
	11.000	11.960	40.00	.750	-	1.150	-	.750	-	-	-
ELECTRICIANS (INSIDE WIRERS)											
	10.943	12.168	40.00	.700	-	1.250	3.00	-	⁶ 4.00	-	⁶ 3.40
CABLE SPLICERS											
	11.177	12.402	40.00	.700	-	1.250	3.00	-	⁶ 4.00	-	⁶ 3.40
RESIDENTIAL WIRERS											
	8.016	8.612	40.00	.590	-	-	3.00	-	⁶ 4.00	-	1.00
ELEVATOR CONSTRUCTORS											
	11.140	11.710	40.00	.895	-	.560	-	-	6.00	.025	2.30
ENGINEERS-POWER EQUIPMENT OPERATORS:											
GROUP 1:											
TRACTORS UNDER 70 H.P.											
	8.750	9.250	40.00	.790	-	1.000	-	.450	-	.140	-
GROUP 2:											
CONVEYORS, FORKLIFTS											
	9.100	9.600	40.00	.790	-	1.000	-	.450	-	.140	-
GROUP 3:											
TRACTORS 70 H.P. AND OVER											
	9.450	9.950	40.00	.790	-	1.000	-	.450	-	.140	-
GROUP 4:											
CRANES 50 T. AND UNDER											
	9.600	10.100	40.00	.790	-	1.000	-	.450	-	.140	-
GROUP 5:											
CRANES OVER 50 T.											
	9.750	10.250	40.00	.790	-	1.000	-	.450	-	.140	-

See footnotes at end of table.

Table 19. Continued—Wage rates, hours, and employer contributions for selected benefits: Selected cities

(Union building trades)

City and job classification	July 3, 1978			July 2, 1979							
	Rate per hour ¹	Rate per hour ¹	Hours per week ²	Employer contributions for selected benefits ³							
				Insurance ⁴		Pension		Vacation		Other ⁵	
				Dollars	Percent	Dollars	Percent	Dollars	Percent	Dollars	Percent
Denver, Colo.											
—Continued											
Building construction											
Journeyman											
GROUP 6:											
WHEEL EXCAVATORS	\$9.900	\$10.400	40.00	0.790	-	1.000	-	0.450	-	0.140	-
GLAZIERS	11.550	12.310	40.00	-	-	-	-	-	4.00	-	-
LATHERS	10.840	12.040	40.00	-	-	.500	-	.500	-	.200	-
MARBLE SETTERS	10.890	11.900	40.00	1.100	-	1.150	-	.500	-	.050	-
MOSAIC AND TERRAZZO											
WORKERS	10.390	11.900	40.00	1.100	-	1.150	-	.500	-	.050	-
PAINTERS	10.400	11.360	40.00	.750	-	1.150	-	.750	-	-	-
SPRAY	11.000	11.960	40.00	.750	-	1.150	-	.750	-	-	-
PAPERHANGERS	11.000	11.960	40.00	.750	-	1.150	-	.750	-	-	-
PIPEFITTERS	11.170	11.170	40.00	.800	-	1.050	-	.750	-	.100	-
PLASTERERS	10.340	11.140	40.00	.400	-	-	-	.500	-	.200	-
PLUMBERS	11.170	12.170	40.00	.850	-	1.150	-	.800	-	.190	-
REINFORCING IRON											
WORKERS	10.950	11.600	40.00	1.040	-	1.250	-	-	-	-	-
ROOFERS, COMPOSITION	10.470	11.770	40.00	.800	-	-	-	-	-	-	-
ROOFERS, SLATE AND TILE	10.470	11.770	40.00	.800	-	-	-	-	-	-	-
SHEET-METAL WORKERS	11.450	12.050	40.00	.680	-	1.510	-	.500	-	.200	3.00
STONEMASONS	10.240	11.030	40.00	.850	-	.950	-	.500	-	.210	-
STRUCTURAL IRON WORKERS	10.950	11.600	40.00	1.040	-	1.250	-	-	-	-	-
TILE LAYERS	10.390	11.900	40.00	1.100	-	1.150	-	.500	-	.050	-
Helpers and laborers											
BRICKLAYERS' TENDERS	8.470	8.990	40.00	.550	-	.650	-	.100	-	.100	-
BUILDING LABORERS	7.670	8.190	40.00	.550	-	.650	-	.100	-	.100	-
PIPELAYERS	8.170	8.690	40.00	.550	-	.650	-	.100	-	.100	-
ELEVATOR CONSTRUCTORS'											
HELPERS	7.800	8.200	40.00	.895	-	.560	-	-	6.00	.025	2.30
MARBLE SETTERS' HELPERS	8.400	8.950	40.00	1.100	-	1.150	-	.500	-	.050	-
PLASTERERS' LABORERS	8.470	8.990	40.00	.550	-	.650	-	.100	-	.100	-
PLUMBERS' LABORERS											
(DRAIN LAYERS)	8.470	8.990	40.00	.550	-	.650	-	.100	-	.100	-
TERRAZZO WORKERS'											
HELPERS	8.400	8.950	40.00	1.100	-	1.150	-	.500	-	.050	-
BASE AND WALL MACHINE											
GRINDERS	9.100	9.650	40.00	1.100	-	1.150	-	.500	-	.050	-
FLOOR MACHINE GRINDERS	8.550	9.100	40.00	1.100	-	1.150	-	.500	-	.050	-
TILE LAYERS' HELPERS	8.400	8.950	40.00	1.100	-	1.150	-	.500	-	.050	-
Highway and street construction											
Journeyman											
CARPENTERS	9.090	9.870	40.00	.900	-	.950	-	.850	-	.020	-
CEMENT FINISHERS	9.050	10.010	40.00	.550	-	1.250	-	.300	-	.020	-
ENGINEERS--POWER EQUIP-											
MENT OPERATORS:											
GROUP 1:											
TRACTOR UNDER 70 HP.	8.750	9.250	40.00	.790	-	1.040	-	.450	-	.090	-
GROUP 2:											
CONVEYOR, FORKLIFT	9.100	9.600	40.00	.790	-	1.040	-	.450	-	.090	-
GROUP 3:											
TRACTOR 70 HP. AND											
OVER	9.450	9.950	40.00	.790	-	1.040	-	.450	-	.090	-
GROUP 4:											
CRANE 50 TONS AND											
UNDER	9.600	10.100	40.00	.790	-	1.040	-	.450	-	.090	-
GROUP 5:											
CRANE OVER 50 TONS	9.750	10.250	40.00	.790	-	1.040	-	.450	-	.090	-
GROUP 6:											
WHEEL EXCAVATOR	9.900	10.400	40.00	.790	-	1.040	-	.450	-	.090	-

See footnotes at end of table.

Table 19. Continued—Wage rates, hours, and employer contributions for selected benefits: Selected cities

(Union building trades)

City and job classification	July 3, 1978			July 2, 1979							
	Rate per hour ¹	Rate per hour ¹	Hours per week ²	Employer contributions for selected benefits ³							
				Insurance ⁴		Pension		Vacation		Other ⁵	
				Dollars	Percent	Dollars	Percent	Dollars	Percent	Dollars	Percent
Denver, Colo.											
—Continued											
Highway and street construction											
Helpers and laborers											
CONSTRUCTION LABORERS:											
GROUP 1	\$7.570	\$8.140	40.00	.550	-	.650	-	1.000	-	0.070	-
GROUP 2--CONCRETE SAW AND CEMENT FINISHER HELPERS	7.670	8.240	40.00	.550	-	.650	-	1.000	-	.070	-
GROUP 3--PIPELAYERS; MIXER MEN; HYDRO-BROOMS	7.970	8.540	40.00	.550	-	.650	-	1.000	-	.070	-
GROUP 4--WAGON DRILLS AND AIR TRACKS	8.120	8.690	40.00	.550	-	.650	-	1.000	-	.070	-
GROUP 6--MASON TENDERS, BRICK AND PLASTER	8.470	8.990	40.00	.550	-	.650	-	1.000	-	.070	-
Other heavy construction											
Journeyman											
CARPENTERS	9.090	9.870	40.00	.900	-	.950	-	.850	-	.020	-
UTILITY WORKERS	9.635	10.415	40.00	.900	-	.950	-	.850	-	.020	-
CEMENT FINISHERS	9.050	10.010	40.00	.550	-	1.250	-	*.300	-	.020	-
ENGINEERS--POWER EQUIPMENT OPERATORS:											
GROUP 1:											
TRACTOR UNDER 70 HP.	8.750	9.250	40.00	.790	-	1.040	-	.450	-	.090	-
GROUP 2:											
CONVEYOR, FORKLIFT	9.100	9.600	40.00	.790	-	1.040	-	.450	-	.090	-
GROUP 3:											
TRACTOR 70 HP. AND OVER	9.450	9.950	40.00	.790	-	1.040	-	.450	-	.090	-
GROUP 4:											
CRANE 50 TONS AND UNDER	9.600	10.100	40.00	.790	-	1.040	-	.450	-	.090	-
GROUP 5:											
CRANE OVER 50 TONS	9.750	10.250	40.00	.790	-	1.040	-	.450	-	.090	-
GROUP 6:											
WHEEL EXCAVATOR	9.900	10.400	40.00	.790	-	1.040	-	.450	-	.090	-
Helpers and laborers											
CONSTRUCTION LABORERS:											
GROUP 1	7.570	8.140	40.00	.550	-	.650	-	.100	-	.070	-
GROUP 2--CONCRETE SAW AND CEMENT FINISHER HELPERS	7.670	8.240	40.00	.550	-	.650	-	.100	-	.070	-
GROUP 3--PIPELAYERS; MIXER MEN; HYDRO-BROOMS	7.970	8.540	40.00	.550	-	.650	-	.100	-	.070	-
GROUP 4--WAGON DRILLS AND AIRTRACKS	8.120	8.690	40.00	.550	-	.650	-	.100	-	.070	-
GROUP 6--MASON TENDERS, BRICK AND PLASTER	8.470	8.990	40.00	.550	-	.650	-	.100	-	.070	-
Detroit, Mich.											
Building construction											
Journeyman											
ASBESTOS WORKERS	11.700	12.350	40.00	1.205	-	1.685	-	*1.500	-	.420	0.77
BOILERMAKERS	11.955	13.065	40.00	1.275	-	1.300	-	2.000	-	-	-
BRICKLAYERS	12.140	13.070	40.00	1.000	-	1.340	-	1.440	-	.210	-

See footnotes at end of table.

Table 19. Continued—Wage rates, hours, and employer contributions for selected benefits: Selected cities

(Union building trades)

City and job classification	July 3, 1978			July 2, 1979							
	Rate per hour ¹	Rate per hour ¹	Hours per week ²	Employer contributions for selected benefits ³							
				Insurance ⁴		Pension		Vacation		Other ⁵	
				Dollars	Percent	Dollars	Percent	Dollars	Percent	Dollars	Percent
Detroit, Mich.											
—Continued											
Building construction											
Journeyman											
CLEANERS, CAULKERS AND POINTERS	\$12.140	\$13.070	40.00	1.000	-	1.340	-	1.440	-	0.210	-
CEMENT BLOCK LAYERS	12.140	13.070	40.00	1.000	-	1.340	-	1.440	-	.210	-
CARPENTERS	11.790	12.780	35.00	1.000	-	-	11.00	-	11.00	.030	-
MILLWRIGHTS	11.630	12.500	40.00	1.001	-	-	14.50	-	22.50	-	-
CEMENT MASONS	11.130	11.970	40.00	1.000	-	-	11.00	-	11.00	.020	-
DRYWALL TAPERS (FINISHERS)	11.600	12.350	40.00	1.010	-	1.350	-	1.150	-	-	-
ELECTRICIANS (INSIDE WIRERS)	12.149	13.104	35.00	1.500	-	1.200	3.00	-	⁶ 9.00	.150	1.00
ELEVATOR CONSTRUCTORS	13.205	14.105	40.00	1.045	-	.690	-	-	6.00	.025	2.69
ENGINEERS-POWER EQUIPMENT OPERATORS:											
BOOM AND JIB OR LEADS 220 FT. OR LONGER	12.740	13.730	40.00	.950	-	1.500	-	-	11.00	.030	-
BOOM AND JIB OR LEADS 140 FT. OR LONGER	12.510	13.500	40.00	.950	-	1.500	-	-	11.00	.030	-
BOOM AND JIB OR LEADS 120 FT OR LONGER	12.200	13.100	40.00	.950	-	1.500	-	-	11.00	.030	-
CRANE OPERATORS	12.080	12.860	40.00	.950	-	1.500	-	-	11.00	.030	-
REGULAR ENGINEERS	11.700	12.490	40.00	.950	-	1.500	-	-	11.00	.030	-
COMPRESSORS	10.320	10.770	40.00	.950	-	1.500	-	-	11.00	.030	-
FIREMEN AND OILERS	9.440	9.890	40.00	.950	-	1.500	-	-	11.00	.030	-
GLAZIERS (OUTSIDE)	10.970	11.940	40.00	.700	-	1.000	-	⁶ .350	-	-	1.75
LATHERS	11.260	12.160	35.00	1.290	-	1.140	-	⁶ .890	-	.440	-
MARBLE SETTERS	12.080	12.380	40.00	1.000	-	1.400	-	1.000	-	-	-
MOSAIC AND TERRAZZO WORKERS	11.190	11.420	40.00	1.000	-	1.400	-	1.000	-	.100	-
PAINTERS	11.350	12.100	40.00	1.010	-	1.350	-	1.150	-	-	-
SPRAY OR SWING (UNDER 40 FEET)	11.850	12.600	40.00	1.010	-	1.350	-	1.150	-	-	-
PAPERHANGERS	11.350	12.100	40.00	1.010	-	1.350	-	1.150	-	-	-
PIPEFITTERS	11.550	12.460	40.00	1.250	-	1.600	-	2.000	-	.160	-
SPRINKLER FITTERS	11.500	12.205	40.00	.750	-	1.050	-	⁶ 1.550	-	.550	-
PLASTERERS	12.200	12.930	40.00	1.000	-	1.000	-	⁶ 1.000	-	.060	-
PLUMBERS	11.310	12.000	40.00	1.250	-	1.700	-	1.690	-	.440	-
REINFORCING IRON WORKERS	10.970	11.940	40.00	.980	-	-	15.00	-	16.00	.360	-
ROOFERS, COMPOSITION	11.510	12.510	40.00	.900	-	.900	-	1.200	-	.180	-
ROOFERS, SLATE AND TILE	12.510	13.510	40.00	.900	-	.900	-	1.200	-	.180	-
PRECAST TILE	11.510	12.510	40.00	.900	-	.900	-	1.200	-	.180	-
SHEET-METAL WORKERS:											
AGREEMENT A	11.305	12.095	40.00	1.480	-	1.973	-	1.350	-	.690	-
AGREEMENT B	11.390	12.390	40.00	1.610	-	1.770	-	1.000	-	.730	-
STONEMASONS	12.140	13.070	40.00	1.000	-	1.340	-	1.440	-	.210	-
STRUCTURAL IRON WORKERS	11.900	12.585	40.00	-	9.00	-	17.00	-	18.00	.040	-
RIGGERS	10.500	11.000	40.00	1.540	-	2.390	-	1.980	-	-	-
TILE LAYERS	11.610	11.880	40.00	1.000	-	1.400	-	1.000	-	.050	-
Helpers and laborers											
BRICKLAYERS' TENDERS	9.630	10.150	40.00	1.000	-	.950	-	1.100	-	.130	-
MORTAR MIXERS	9.610	10.130	40.00	1.000	-	.950	-	1.100	-	-	-
BUILDING LABORERS	9.530	10.050	40.00	1.000	-	.950	-	1.100	-	-	-
ELEVATOR CONSTRUCTORS' HELPERS	9.240	9.870	40.00	1.045	-	.690	-	-	6.00	.025	2.69
MARBLE SETTERS' HELPERS	9.710	10.150	40.00	1.000	-	1.200	-	1.000	-	.250	-
PLASTERERS' TENDERS	10.880	11.780	40.00	.850	-	.800	-	⁶ 1.000	-	⁶ .080	-
MOSAIC AND TERRAZZO WORKERS' HELPERS	10.830	11.020	40.00	1.000	-	.500	-	⁶ 1.000	-	.200	-
BASE MACHINE OPERATORS											
OR BASE GRINDERS	11.230	11.420	40.00	1.000	-	.500	-	⁶ 1.000	-	.200	-
TILE LAYERS' HELPERS	9.710	10.150	40.00	1.000	-	1.200	-	1.000	-	.300	-

See footnotes at end of table.

Table 19. Continued—Wage rates, hours, and employer contributions for selected benefits: Selected cities

(Union building trades)

City and job classification	July 3, 1978			July 2, 1979							
	Rate per hour ¹	Rate per hour ¹	Hours per week ²	Employer contributions for selected benefits ³							
				Insurance ⁴		Pension		Vacation		Other ⁵	
				Dollars	Percent	Dollars	Percent	Dollars	Percent	Dollars	Percent
Detroit, Mich.—Continued											
Highway and street construction											
Journeyman											
CEMENT MASONS	\$11.550	\$12.270	40.00	0.700	-	0.500	-	-	-	0.030	-
ENGINEERS—POWER EQUIPMENT OPERATORS:											
CLASS I—ASPHALT ROLLERS, CRANES, PAVERS (5 BAGS OR MORE), GRADEALLS, BULL-DOZERS, TRENCHING MACHINES	9.860	10.440	40.00	.950	-	1.500	-	-	11.00	.030	-
CLASS II—BACKHOES, SWEEPERS, CRUSHERS	9.830	10.220	40.00	.950	-	1.500	-	-	11.00	.030	-
CLASS III—AIR COMPRESSORS, CONCRETE BREAKERS	9.180	9.770	40.00	.950	-	1.500	-	-	11.00	.030	-
CLASS IV—OILERS, FINISHING MACHINES, END-LOADERS (UNDER 1 YD)	9.050	9.630	40.00	.950	-	1.500	-	-	11.00	.030	-
Helpers and laborers											
HIGHWAY LABORERS	8.890	9.570	40.00	.650	-	.350	-	0.650	-	.070	-
Other heavy construction											
Journeyman											
CEMENT MASONS	11.550	12.270	40.00	.700	-	.500	-	-	-	.030	-
ENGINEERS—POWER EQUIPMENT OPERATORS:											
DISTRIBUTION:											
CLASS I	10.180	10.810	40.00	.950	-	1.500	-	-	11.00	.010	-
CLASS II	10.060	10.690	40.00	.950	-	1.500	-	-	11.00	.010	-
CLASS III	9.230	9.680	40.00	.950	-	1.500	-	-	11.00	.010	-
CLASS IV	8.710	9.160	40.00	.950	-	1.500	-	-	11.00	.010	-
UNDERGROUND:											
CLASS I	10.610	11.140	40.00	.900	-	1.500	-	-	11.00	.030	-
CLASS II	10.490	11.030	40.00	.900	-	1.500	-	-	11.00	.030	-
CLASS III	9.830	10.370	40.00	.900	-	1.500	-	-	11.00	.030	-
CLASS IV	9.310	9.860	40.00	.900	-	1.500	-	-	11.00	.030	-
Helpers and laborers											
DISTRIBUTION LABORERS	8.090	8.790	40.00	.650	-	.350	-	.650	-	.040	-
UNDERGROUND LABORERS	8.360	8.810	40.00	.900	-	.750	-	.850	-	.080	-
Flint, Mich.											
Building construction											
Journeyman											
ASBESTOS WORKERS	10.100	10.600	40.00	1.050	-	1.780	-	2.000	-	-	-
BOILERMAKERS	11.955	13.065	40.00	1.275	-	1.300	-	2.000	-	-	-
BRICKLAYERS	11.000	11.950	40.00	.800	-	1.300	-	.500	-	.050	-
CARPENTERS	9.630	10.480	40.00	.600	-	.700	-	.610	-	.020	-
MILLWRIGHTS	11.630	12.500	40.00	1.001	-	-	14.50	-	22.50	-	-
CEMENT FINISHERS	10.250	10.800	40.00	.700	-	.750	-	1.150	-	-	-
DRYWALL TAPERS (FINISHERS)	9.050	10.100	40.00	.500	-	.700	-	.600	-	-	-
ELECTRICIANS (INSIDE WIRERS)	11.600	12.050	40.00	.600	-	1.500	3.00	.500	-	-	-
ELEVATOR CONSTRUCTORS	11.260	12.075	40.00	.895	-	.690	-	-	6.00	.035	2.69

See footnotes at end of table.

Table 19. Continued—Wage rates, hours, and employer contributions for selected benefits: Selected cities

(Union building trades)

City and job classification	July 3, 1978		July 2, 1979								
	Rate per hour ¹	Rate per hour ¹	Hours per week ²	Employer contributions for selected benefits ³							
				Insurance ⁴		Pension		Vacation		Other ⁵	
				Dollars	Percent	Dollars	Percent	Dollars	Percent	Dollars	Percent
Flint, Mich.											
—Continued											
Building construction											
Journeyman											
ENGINEERS--POWER EQUIPMENT OPERATORS: CRANES WITH BOOM AND JIB 220 FEET OR LONGER (CLASS A)	\$11.348	\$13.550	40.00	0.950	-	1.500	-	-	11.00	0.020	-
CRANES WITH MAIN BOOM AND JIB 140 FEET OR LONGER (CLASS B)	11.125	13.300	40.00	.950	-	1.500	-	-	11.00	.020	-
GRADERS, DOZERS, AND HOISTS (CLASS C)	10.680	12.800	40.00	.950	-	1.500	-	-	11.00	.020	-
AIR TUGGERS, WINCH TRUCKS (CLASS D)	9.968	11.650	40.00	.950	-	1.500	-	-	11.00	.020	-
PUMPS OVER 6 INCHES (CLASS E)	9.790	11.450	40.00	.950	-	1.500	-	-	11.00	.020	-
AIR COMPRESSORS, PUMPS UNDER 6 INCHES (CLASS F)	8.722	10.250	40.00	.950	-	1.500	-	-	11.00	.020	-
OILERS	8.099	9.550	40.00	.950	-	1.500	-	-	11.00	.020	-
GLAZIERS	9.910	10.800	40.00	.940	-	.800	-	-	6.00	.020	1.54
LATHERS	10.820	11.620	40.00	1.060	-	.300	-	°0.500	-	.100	-
MARBLE MASONS	11.000	11.950	40.00	.800	-	1.300	-	°0.500	-	.050	-
MOSAIC AND TERRAZZO WORKERS	9.600	10.550	40.00	.800	-	1.300	-	-	-	-	-
PAINTERS	9.050	10.100	40.00	.500	-	.700	-	°0.600	-	-	-
SPRAY	9.350	10.400	40.00	.500	-	.700	-	°0.600	-	-	-
SWING STAGE	9.350	10.400	40.00	.500	-	.700	-	°0.600	-	-	-
PAPERHANGERS	9.350	10.400	40.00	.500	-	.700	-	°0.600	-	-	-
PIPEFITTERS	11.170	11.730	40.00	1.050	-	1.450	-	°1.250	-	.300	-
PLASTERERS	9.670	10.260	40.00	.700	-	.750	-	°1.020	-	.100	-
PLUMBERS	11.170	11.730	40.00	1.050	-	1.450	-	°1.250	-	.300	-
REINFORCING IRON WORKERS	10.970	11.940	40.00	.980	-	-	15.00	-	16.00	.360	-
ROOFERS, COMPOSITION	12.250	12.680	40.00	.700	-	.800	-	-	-	-	-
ROOFERS, SLATE AND TILE	12.600	13.030	40.00	.700	-	.800	-	-	-	-	-
SHEET-METAL WORKERS	10.650	11.550	40.00	.790	-	1.300	-	1.000	-	.120	-
STONEMASONS	11.000	11.950	40.00	.800	-	1.300	-	°0.500	-	.050	-
STRUCTURAL IRON WORKERS	11.900	12.585	40.00	-	9.00	-	17.00	-	18.00	.040	-
TILE LAYERS	9.600	10.500	40.00	.800	-	1.300	-	-	-	-	-
Helpers and laborers											
BRICKLAYERS' TENDERS'	8.440	9.040	40.00	.650	-	.750	-	°0.500	-	.040	-
BUILDING LABORERS	8.440	9.040	40.00	.650	-	.750	-	°0.500	-	.040	-
COMPOSITION ROOFERS' HELPERS	7.680	7.830	40.00	.700	-	.800	-	-	-	-	-
ELEVATOR CONSTRUCTORS' HELPERS	7.880	8.450	40.00	.895	-	.690	-	-	6.00	.035	2.69
PLASTERERS' LABORERS	8.440	9.040	40.00	.650	-	.750	-	°0.500	-	.040	-
Highway and street construction											
Journeyman											
CARPENTERS	9.730	10.330	40.00	.600	-	.700	-	°0.650	-	-	-
CEMENT FINISHERS	11.550	12.470	40.00	.500	-	.500	-	-	-	.030	-
ENGINEERS--POWER EQUIPMENT OPERATORS: CLASS I--CRANES, SHOVELS, PAVERS	9.860	10.440	40.00	.950	-	1.500	-	-	11.00	.030	-
CLASS II--CRUSHERS, BACKHOES WITH LESS THAN 3/8 YD. BUCKET	9.630	10.220	40.00	.950	-	1.500	-	-	11.00	.030	-

See footnotes at end of table.

Table 19. Continued—Wage rates, hours, and employer contributions for selected benefits: Selected cities

(Union building trades)

City and job classification	July 3, 1978			July 2, 1979							
	Rate per hour ¹	Rate per hour ¹	Hours per week ²	Employer contributions for selected benefits ³							
				Insurance ⁴		Pension		Vacation		Other ⁵	
				Dollars	Percent	Dollars	Percent	Dollars	Percent	Dollars	Percent
Flint, Mich.—Continued											
Highway and street construction											
Journeyman											
CLASS III—AIR COMPRESSORS	\$9.180	\$9.770	40.00	0.950	-	1.500	-	-	11.00	0.030	-
CLASS IV—BOOM OR WINCH HOISTS, ROLLER OPERATORS	9.050	9.630	40.00	.950	-	1.500	-	-	11.00	.030	-
Helpers and laborers											
LABORERS	8.890	9.570	40.00	.650	-	.350	-	⁶ 0.650	-	.070	-
Other heavy construction											
Journeyman											
CARPENTERS	9.730	10.330	40.00	.600	-	.700	-	.650	-	-	-
CEMENT FINISHERS	11.550	12.470	40.00	.500	-	.500	-	-	-	.030	-
ENGINEERS—POWER EQUIPMENT OPERATORS:											
AGREEMENT A:											
CLASS I	9.360	9.990	40.00	.950	-	1.500	-	-	11.00	.010	-
CLASS II-A	9.270	9.900	40.00	.950	-	1.500	-	-	11.00	.010	-
CLASS II-B	9.070	9.700	40.00	.950	-	1.500	-	-	11.00	.010	-
CLASS III	8.550	9.000	40.00	.950	-	1.500	-	-	11.00	.010	-
CLASS IV	8.100	8.550	40.00	.950	-	1.500	-	-	11.00	.010	-
AGREEMENT B (UNDERGROUND):											
CLASS I—CRANES, BACKHOES	10.610	11.140	40.00	.900	-	1.250	-	-	11.00	.030	-
CLASS II—DOZERS, TRENCHERS	10.490	11.030	40.00	.900	-	1.250	-	-	11.00	.030	-
CLASS III—COMPRESSORS	9.830	10.370	40.00	.900	-	1.250	-	-	11.00	.030	-
CLASS IV—ROLLERS	9.310	9.860	40.00	.900	-	1.250	-	-	11.00	.030	-
Helpers and laborers											
LABORERS	7.500	8.100	40.00	.650	-	.650	-	.550	-	.080	-
Fort Worth, Texas											
Building construction											
Journeyman											
ASBESTOS WORKERS	10.430	11.130	40.00	.500	-	.760	-	-	-	-	-
BOILERMAKERS	10.550	12.000	40.00	.975	-	1.000	-	-	-	-	-
BRICKLAYERS	10.100	10.880	40.00	.450	-	.500	-	-	-	.040	-
CARPENTERS	10.200	10.600	40.00	.550	-	.450	-	-	-	-	-
MILLWRIGHTS	10.640	11.500	40.00	.550	-	-	-	-	-	-	-
CEMENT MASONS	9.945	10.460	40.00	.400	-	.600	-	-	-	-	-
DRYWALL TAPERS (FINISHERS)	10.645	11.055	40.00	-	-	.200	-	-	-	-	-
ELECTRICIANS (INSIDE WIRERS)	10.463	11.280	40.00	.600	-	-	7.00	-	⁶ 6.00	-	1.00
ELEVATOR CONSTRUCTORS	10.090	10.370	40.00	1.045	-	.690	-	-	6.00	.035	2.69
ENGINEERS—POWER EQUIPMENT OPERATORS:											
HEAVY EQUIPMENT	9.550	9.830	40.00	.650	-	1.000	-	-	-	-	-
LIGHT EQUIPMENT	9.150	9.430	40.00	.650	-	1.000	-	-	-	-	-
GLAZIERS	8.840	9.090	40.00	.400	-	.550	-	⁶ .500	-	-	-
LATHERS	10.180	10.780	40.00	-	-	-	-	⁶ .500	-	.080	-
MARBLE SETTERS	9.400	9.950	40.00	-	-	.300	-	-	-	-	-
MOSAIC AND TERRAZZO WORKERS	9.400	9.950	40.00	-	-	.300	-	-	-	-	-

See footnotes at end of table.

Table 19. Continued—Wage rates, hours, and employer contributions for selected benefits: Selected cities

(Union building trades)

City and job classification	July 3, 1978			July 2, 1979							
	Rate per hour ¹	Rate per hour ¹	Hours per week ²	Employer contributions for selected benefits ³							
				Insurance ⁴		Pension		Vacation		Other ⁵	
				Dollars	Percent	Dollars	Percent	Dollars	Percent	Dollars	Percent
Fort Worth, Texas											
—Continued											
Building construction											
Journeyman											
PAINTERS	\$10.395	\$10.805	40.00	-	-	0.200	-	-	-	-	-
SPRAY, SWING STAGE, STRUCTURAL STEEL	10.645	11.305	40.00	-	-	.200	-	-	-	-	-
PLASTERERS	10.710	11.310	40.00	-	-	-	-	-	-	0.080	-
PLUMBERS	9.980	10.270	40.00	0.430	-	1.000	-	0.250	-	.040	-
REINFORCING IRON WORKERS	9.550	9.930	40.00	.550	-	1.150	-	-	-	-	-
ROOFERS, COMPOSITION	9.015	9.235	40.00	-	-	-	-	-	-	-	-
ROOFERS, SLATE AND TILE	9.165	9.385	40.00	-	-	-	-	-	-	-	-
SHEET-METAL WORKERS	10.225	10.510	40.00	.500	-	.660	-	0.200	-	.120	-
STRUCTURAL IRON WORKERS	9.550	9.930	40.00	.550	-	1.150	-	-	-	-	-
TILE LAYERS	9.400	9.950	40.00	-	-	.300	-	-	-	-	-
Helpers and laborers											
BRICKLAYERS' TENDERS	6.570	6.740	40.00	.300	-	.400	-	-	-	.020	-
BUILDING LABORERS	6.320	6.490	40.00	.300	-	.400	-	-	-	.020	-
ELEVATOR CONSTRUCTORS' HELPERS	7.060	7.260	40.00	1.045	-	.690	-	-	6.00	.035	2.69
MARBLE SETTERS' HELPERS	7.400	7.580	40.00	-	-	-	-	-	-	-	-
PLASTERERS' LABORERS	6.570	6.640	40.00	.300	-	.400	-	-	-	.020	-
TERRAZZO WORKERS' HELPERS (3)	6.570	6.740	40.00	.300	-	.400	-	-	-	.020	-
TILE LAYERS' HELPERS	7.400	7.580	40.00	-	-	-	-	-	-	-	-
Fremont, Calif.											
Building construction											
Journeyman											
ASBESTOS WORKERS	14.100	15.210	40.00	1.120	-	1.300	-	2.020	-	.040	-
BOILERMAKERS	13.625	14.360	40.00	1.175	-	1.000	-	1.000	-	-	-
BRICKLAYERS	12.350	13.450	35.00	1.650	-	1.250	-	1.000	-	.400	-
CARPENTERS	12.700	13.330	36.00	1.605	-	1.950	-	1.300	-	.120	-
FLOOR LAYERS	12.850	13.480	36.00	1.605	-	1.950	-	1.300	-	.120	-
MILLWRIGHTS	13.200	13.830	36.00	1.605	-	1.950	-	1.300	-	.120	-
SHINGLERS	12.850	13.480	36.00	1.605	-	1.950	-	1.300	-	.120	-
POWER SAW OPERATORS	12.850	13.480	36.00	1.605	-	1.950	-	1.300	-	.120	-
CEMENT FINISHERS	11.000	11.900	40.00	1.550	-	1.750	-	1.800	-	-	-
ELECTRICIANS (INSIDE WIRERS)	13.644	15.714	36.00	1.300	-	1.900	3.00	-	10.00	-	1.70
ELEVATOR CONSTRUCTORS	14.820	16.370	40.00	.895	-	.690	-	-	6.00	.030	2.80
ENGINEERS-POWER EQUIP- MENT OPERATORS:											
COMPRESSORS	10.000	11.000	40.00	1.500	-	2.350	-	1.150	-	-	-
ROSS CARRIERS	10.230	11.230	40.00	1.500	-	2.350	-	1.150	-	-	-
MATERIAL HOISTS (1 DRUM)	10.820	11.820	40.00	1.500	-	2.350	-	1.150	-	-	-
COMPRESSORS (OVER 2)	11.050	12.050	40.00	1.500	-	2.350	-	1.150	-	-	-
SMALL RUBBER-TIRED TRACTORS	11.210	12.210	40.00	1.500	-	2.350	-	1.150	-	-	-
MATERIAL HOISTS (2 OR MORE DRUMS)	11.370	12.380	40.00	1.500	-	2.350	-	1.150	-	-	-
DOZERS, TRACTORS, EU- CLIDS, T-PULLS	11.810	12.850	40.00	1.500	-	2.350	-	1.150	-	-	-
TRACTORS (WITH BOOM) D6 OR LARGER	12.040	13.090	40.00	1.500	-	2.350	-	1.150	-	-	-
MULTIPLE ENGINE EARTH- MOVING MACHINES	12.260	13.320	40.00	1.500	-	2.350	-	1.150	-	-	-
BACKHOES (HYDRAULIC), POWER SHOVELS, CLAM- SHELLS, DRAGLINES (UP TO 1 CU. YD. MRC)	12.380	13.450	40.00	1.500	-	2.350	-	1.150	-	-	-

See footnotes at end of table.

Table 19. Continued—Wage rates, hours, and employer contributions for selected benefits: Selected cities

(Union building trades)

City and job classification	July 3, 1978		July 2, 1979								
	Rate per hour ¹	Rate per hour ¹	Hours per week ²	Employer contributions for selected benefits ³							
				Insurance ⁴		Pension		Vacation		Other ⁵	
				Dollars	Percent	Dollars	Percent	Dollars	Percent	Dollars	Percent
Fremont, Calif.											
—Continued											
Building construction											
Journeyman											
POWER SHOVELS, CLAM-SHELLS, DRAGLINES, BACKHOES, GRADEALLS (OVER 1 AND UP TO 7 CU. YDS. MRC)	\$12.560	\$13.640	40.00	1.500	-	2.350	-	1.150	-	-	-
POWER SHOVELS AND DRAGLINES (OVER 7 CU. YDS. MRC)	13.720	14.880	40.00	1.500	-	2.350	-	1.150	-	-	-
LOADERS (OVER 18 CU. YDS.)	14.020	15.190	40.00	1.500	-	2.350	-	1.150	-	-	-
REMOTE-CONTROLLED EARTHMOVING EQUIPMENT	14.340	15.530	40.00	1.500	-	2.350	-	1.150	-	-	-
GLAZIERS	11.460	12.260	36.00	1.110	-	2.150	-	1.500	-	0.540	-
LATHERS	11.710	13.510	36.00	1.310	-	2.000	-	1.000	-	.210	-
MACHINISTS	13.400	14.400	40.00	.749	-	.900	-	-	-	-	-
MARBLE MASONS	11.820	12.420	35.00	1.500	-	1.620	-	1.180	-	.010	-
PAINTERS	12.740	13.250	36.00	1.200	-	1.750	-	.400	-	.460	-
PAPERHANGERS	13.490	14.050	36.00	1.200	-	1.750	-	.400	-	.460	-
PIPEFITTERS	14.440	16.100	36.00	1.400	-	2.440	-	1.780	-	-	-
PLASTERERS	10.770	11.770	32.00	1.100	-	2.200	-	1.000	-	.210	-
PLUMBERS	13.900	16.100	36.00	1.400	-	2.440	-	1.500	-	.260	-
ROOFERS, SLATE AND TILE, AND COMPOSITION	11.440	12.040	40.00	1.270	-	1.600	-	1.000	-	.150	-
SHEET METAL WORKERS	12.650	13.100	40.00	1.230	-	2.520	-	-	8.00	.100	4.00
STONEMASONS	12.350	13.450	35.00	1.650	-	1.250	-	1.000	-	.400	-
STRUCTURAL AND REINFORCING IRONWORKERS	12.000	12.500	40.00	1.390	-	2.570	-	1.900	-	.040	-
TERRAZZO WORKERS	11.850	13.420	35.00	1.500	-	1.830	-	1.330	-	.370	-
TILE LAYERS	13.000	14.150	40.00	1.130	-	1.450	-	1.730	-	.165	-
Helpers and laborers											
BRICKLAYERS' TENDERS	8.990	9.490	35.00	1.300	-	2.750	-	1.000	-	-	-
BUILDING LABORERS	9.225	10.055	40.00	1.300	-	1.750	-	1.000	-	-	-
ELEVATOR CONSTRUCTORS' HELPERS	10.370	11.460	40.00	.895	-	.690	-	-	6.00	.030	2.80
MARBLE FINISHERS	7.790	8.740	40.00	1.055	-	.250	-	1.500	-	-	-
PLASTERERS' LABORERS	9.020	10.020	32.00	1.300	-	2.250	-	1.000	-	-	-
TERRAZZO WORKERS' HELPERS	10.910	11.910	35.00	1.000	-	.700	-	1.000	-	.200	-
BASE MACHINES	11.310	12.310	35.00	1.000	-	.700	-	1.000	-	.200	-
WET MACHINES	11.310	12.310	35.00	1.000	-	.700	-	1.000	-	.200	-
TERRAZZO POLISHERS	11.310	12.310	35.00	1.000	-	.700	-	1.000	-	.200	-
TILE FINISHERS	10.160	11.000	40.00	.920	-	.730	-	-	10.00	.150	-
Fresno, Calif.											
Building construction											
Journeyman											
ASBESTOS WORKERS	14.100	15.210	40.00	1.120	-	1.300	-	2.020	-	.040	-
BOILERMAKERS	13.625	14.360	40.00	1.175	-	1.000	-	1.000	-	-	-
BRICKLAYERS	10.900	13.400	40.00	1.400	-	1.300	-	1.000	-	.150	-
CARPENTERS	12.700	13.330	40.00	1.605	-	1.950	-	1.300	-	.120	-
FLOOR LAYERS, PATENT SCAFFOLD ERECTORS, SHINGLERS	12.850	13.480	40.00	1.605	-	1.950	-	1.300	-	.120	-
MILLWRIGHTS, SAW OPERATORS	13.200	13.830	40.00	1.605	-	1.950	-	1.300	-	.120	-
DRYWALL TAPERS (FINISHERS)	12.970	13.600	40.00	1.605	-	1.950	-	1.300	-	.120	-
CEMENT MASONS	11.000	11.900	40.00	1.650	-	1.750	-	1.650	-	.150	-
ELECTRICIANS (INSIDE WIRERS)	12.109	13.024	40.00	1.010	-	1.250	3.00	-	12.00	.050	1.00

See footnotes at end of table.

Table 19. Continued—Wage rates, hours, and employer contributions for selected benefits: Selected cities

(Union building trades)

City and job classification	July 3, 1978		July 2, 1979								
	Rate per hour ¹	Rate per hour ¹	Hours per week ²	Employer contributions for selected benefits ³							
				Insurance ⁴		Pension		Vacation		Other ⁵	
				Dollars	Percent	Dollars	Percent	Dollars	Percent	Dollars	Percent
Fresno, Calif.											
—Continued											
Building construction											
Journeyman											
ELEVATOR CONSTRUCTORS	\$14.820	\$16.370	40.00	0.895	-	0.690	-	-	6.00	0.030	2.80
ENGINEERS—POWER EQUIPMENT OPERATORS:											
COMPRESSORS	10.000	11.000	40.00	1.500	-	2.350	-	1.150	-	-	-
COMPRESSORS (2 TO 6)	11.050	12.050	40.00	1.500	-	2.350	-	1.150	-	-	-
MATERIAL HOISTS (1-DRUM)	10.820	11.820	40.00	1.500	-	2.350	-	1.150	-	-	-
SMALL RUBBER-TIRED TRENCHING MACHINES AND SIMILAR SMALL EQUIPMENT	11.210	12.210	40.00	1.500	-	2.350	-	1.150	-	-	-
TRACTORS, DOZERS, SCRAPERS, SHEEPSFOOT, SELF-PROPELLED COMPACTORS WITH DOZER AND PUSH-CATS	11.810	12.850	40.00	1.500	-	2.350	-	1.150	-	-	-
EUCLIDS, T-PULLS, DW-10, 20, 21 AND SIMILAR (WITH EARTH-MOVING EQUIPMENT UP TO AND INCLUDING 45 CU. YDS. STRUCK MRC)	11.810	12.850	40.00	1.500	-	2.350	-	1.150	-	-	-
TRACTORS (WITH BOOM) D-6 OR LARGER, AND SIMILAR)	12.040	13.090	40.00	1.500	-	2.350	-	1.150	-	-	-
CRANES (NOT OVER 25 TONS, HAMMERHEAD AND GANTRY)	12.380	13.450	40.00	1.500	-	2.350	-	1.150	-	-	-
POWER SHOVELS, CLAMSHELLS, DRAGLINES, BACKHOES, GRADEALLS (UP TO AND INCLUDING 1 YARD)	12.380	13.450	40.00	1.500	-	2.350	-	1.150	-	-	-
GRADEALLS (OVER 1 YARD UP TO AND INCLUDING 7 CU. YDS.)	12.560	13.640	40.00	1.500	-	2.350	-	1.150	-	-	-
UNIVERSAL LIEBHERN AND TOWER CRANES (AND SIMILAR TYPES)	12.560	13.640	40.00	1.500	-	2.350	-	1.150	-	-	-
FIREMEN, OILERS	9.630	10.630	40.00	1.500	-	2.350	-	1.150	-	-	-
GLAZIERS	10.700	11.900	40.00	1.000	-	1.250	-	.970	-	.400	-
LATHERS	12.310	12.650	40.00	.750	-	.800	-	-	-	.090	-
MOSAIC AND TERRAZZO WORKERS	9.900	10.800	40.00	1.250	-	1.000	-	1.000	-	-	-
PAINTERS	11.260	11.610	40.00	.810	-	.200	-	1.500	-	.070	-
SPRAY	11.760	12.110	40.00	.810	-	.200	-	1.500	-	.070	-
PAPERHANGERS	11.760	12.110	40.00	.810	-	.200	-	1.500	-	.070	-
PIPEFITTERS	13.100	14.000	40.00	1.590	-	2.350	-	1.000	-	.120	-
PLASTERERS	9.680	10.150	40.00	1.200	-	1.600	-	1.250	-	.150	-
PLUMBERS	13.100	14.000	40.00	1.590	-	2.350	-	1.000	-	.120	-
REINFORCING IRON WORKERS	12.000	12.500	40.00	1.390	-	2.820	-	1.900	-	.110	-
ROOFERS, SLATE AND TILE	10.850	11.600	40.00	.700	-	1.100	-	1.000	-	-	-
SHEET-METAL WORKERS	11.250	12.490	40.00	1.230	-	1.380	-	-	10.00	.390	-
RESIDENTIAL	8.450	8.690	40.00	1.230	-	1.380	-	-	10.00	.390	-
STRUCTURAL IRON WORKERS	12.000	12.500	40.00	1.390	-	2.820	-	1.900	-	.110	-
ORNAMENTAL IRON WORKERS	12.000	12.500	40.00	1.390	-	2.820	-	1.900	-	.110	-
FENCE ERECTORS	11.110	11.610	40.00	1.390	-	2.820	-	1.900	-	.110	-
TILE LAYERS	9.900	10.800	40.00	1.250	-	1.000	-	1.000	-	-	-
Helpers and laborers											
BRICKLAYERS' TENDERS	9.720	10.520	40.00	1.300	-	1.750	-	1.000	-	.100	-
BUILDING LABORERS	9.225	10.025	40.00	1.300	-	1.750	-	1.000	-	.210	-

See footnotes at end of table.

Table 19. Continued—Wage rates, hours, and employer contributions for selected benefits: Selected cities

(Union building trades)

City and job classification	July 3, 1978			July 2, 1979							
	Rate per hour ¹	Rate per hour ¹	Hours per week ²	Employer contributions for selected benefits ³							
				Insurance ⁴		Pension		Vacation		Other ⁵	
				Dollars	Percent	Dollars	Percent	Dollars	Percent	Dollars	Percent
Fresno, Calif.											
—Continued											
Building construction											
Helpers and laborers											
ELEVATOR CONSTRUCTORS' HELPERS	\$10.370	\$11.460	40.00	0.895	-	0.690	-	-	6.00	0.030	2.80
PLASTERERS' TENDERS	10.440	11.110	40.00	1.300	-	1.750	-	0.900	-	.200	-
TERRAZZO WORKERS' HELPERS	8.430	9.000	40.00	1.050	-	-	-	-	10.00	-	-
BASE MACHINE OPERATORS	8.430	9.000	40.00	1.050	-	-	-	-	10.00	-	-
TILE LAYERS' HELPERS	8.430	9.000	40.00	1.050	-	-	-	-	10.00	-	-
Grand Rapids, Mich.											
Building construction											
Journeyman											
ASBESTOS WORKERS	10.100	10.600	40.00	1.050	-	1.780	-	2.000	-	-	-
BRICKLAYERS	9.050	10.400	40.00	.750	-	.250	-	-	-	.070	-
HOMEBUILDERS	7.160	8.320	40.00	.750	-	.250	-	-	-	.070	-
CARPENTERS	9.500	10.150	40.00	.600	-	.800	-	⁶ .600	-	.020	-
MILLWRIGHTS	11.025	11.970	40.00	.600	-	.800	-	-	⁶ 10.00	-	-
CEMENT FINISHERS	8.350	8.750	40.00	.700	-	.750	-	⁶ .970	-	-	-
DRYWALL TAPERS (FINISHERS)	8.450	9.520	40.00	.500	-	.250	-	⁶ .280	-	-	-
ELECTRICIANS (INSIDE WIRERS)	10.479	11.353	40.00	.500	-	.350	3.00	-	⁶ 5.00	-	1.00
ELEVATOR CONSTRUCTORS ...	10.195	10.880	40.00	1.045	-	.820	-	-	6.00	.035	2.69
ENGINEERS--POWER EQUIPMENT OPERATORS:											
CRANES WITH MAIN BOOM AND JIB 220' OR MORE	11.348	13.550	40.00	.950	-	1.500	-	-	11.00	.020	-
CRANES WITH MAIN BOOM AND JIB 140' OR MORE	11.125	13.300	40.00	.950	-	1.500	-	-	11.00	.020	-
CRANES, SCRAPERS, DOZERS, GRADERS, HOISTS, FRONT END LOADERS	10.680	12.800	40.00	.950	-	1.500	-	-	11.00	.020	-
AIR TUGGERS (SINGLE DRUM), FORKS, MATERIAL HOISTS, WINCHES (NONSWINGING), BOBCATS	9.968	11.650	40.00	.950	-	1.500	-	-	11.00	.020	-
PUMPS 6 IN. OR OVER	9.790	11.450	40.00	.950	-	1.500	-	-	11.00	.020	-
AIR COMPRESSORS, WELDERS, PUMPS UNDER 6 IN.	8.722	10.250	40.00	.950	-	1.500	-	-	11.00	.020	-
OILERS, FIREMEN	8.099	9.550	40.00	.950	-	1.500	-	-	11.00	.020	-
GLAZIERS	8.550	9.500	40.00	.650	-	.300	-	-	3.00	-	-
LATHERS	9.920	10.820	40.00	1.006	-	.300	-	⁶ .500	-	.120	-
MARBLE SETTERS	8.800	9.500	40.00	.750	-	.250	-	⁶ .400	-	-	-
MOSAIC AND TERRAZZO WORKERS	8.800	9.500	40.00	.750	-	.250	-	⁶ .400	-	-	-
PAINTERS	8.450	9.270	40.00	.500	-	.250	-	⁶ .280	-	-	-
SPRAY AND SWING STAGE	9.200	10.020	40.00	.500	-	.250	-	⁶ .280	-	-	-
SWING STAGE	8.950	9.770	40.00	.500	-	.250	-	⁶ .280	-	-	-
BRIDGES OVER HIGHWAYS	8.700	9.520	40.00	.500	-	.250	-	⁶ .280	-	-	-
BRIDGES OVER WATER	8.950	9.770	40.00	.500	-	.250	-	⁶ .280	-	-	-
PAPERHANGERS	8.700	9.520	40.00	.500	-	.250	-	⁶ .280	-	-	-
PIPEFITTERS	11.090	11.940	40.00	.600	-	1.050	-	⁶ 1.000	-	.250	-
PLASTERERS	9.680	10.280	40.00	.700	-	.750	-	⁶ 1.000	-	.200	-
PLUMBERS	11.090	11.940	40.00	.600	-	1.050	-	⁶ 1.000	-	.250	-
REINFORCING IRON WORKERS	10.210	11.850	40.00	.920	-	1.230	-	⁶ 1.230	-	.020	-
ROOFERS, COMPOSITION	7.650	8.100	40.00	.700	-	.350	-	.950	-	-	-
ROOFERS, SLATE AND TILE	7.900	8.350	40.00	.700	-	.350	-	.950	-	-	-
SHEET-METAL WORKERS	10.400	11.400	40.00	.770	-	.950	-	⁶ .670	-	.040	-

See footnotes at end of table.

Table 19. Continued—Wage rates, hours, and employer contributions for selected benefits: Selected cities

(Union building trades)

City and job classification	July 3, 1978			July 2, 1979							
	Rate per hour ¹	Rate per hour ¹	Hours per week ²	Employer contributions for selected benefits ³							
				Insurance ⁴		Pension		Vacation		Other ⁵	
				Dollars	Percent	Dollars	Percent	Dollars	Percent	Dollars	Percent
Grand Rapids, Mich.—Continued											
Building construction											
Journeyman											
STRUCTURAL IRON WORKERS	\$10.210	\$11.850	40.00	0.920	-	1.230	-	⁶ 1.230	-	0.020	-
STONEMASONS	9.050	10.400	40.00	.750	-	.250	-	-	-	.070	-
TILE LAYERS	8.800	9.500	40.00	.750	-	.250	-	⁶ .400	-	-	-
Helpers and laborers											
BRICKLAYERS' TENDERS	7.010	7.710	40.00	.650	-	.350	-	⁶ .550	-	.050	-
MORTAR MIXERS	7.160	7.810	40.00	.650	-	.350	-	⁶ .550	-	.050	-
BUILDING LABORERS	7.010	7.710	40.00	.650	-	.350	-	⁶ .550	-	.050	-
ELEVATOR CONSTRUCTORS' HELPERS	7.140	7.620	40.00	1.045	-	.820	-	-	6.00	.035	2.69
PLASTERERS' LABORERS	7.160	7.860	40.00	.650	-	.350	-	⁶ .550	-	.050	-
TERRAZZO FINISHERS	7.310	8.210	40.00	.750	-	.300	-	-	-	-	-
BASE MACHINE	7.860	8.760	40.00	.750	-	.300	-	-	-	-	-
FLOOR MACHINES	7.510	8.410	40.00	.750	-	.300	-	-	-	-	-
TILE FINISHERS	7.310	8.210	40.00	.750	-	.300	-	-	-	-	-
Highway and street construction											
Journeyman											
CARPENTERS	9.600	10.200	40.00	.600	-	.700	-	⁶ .650	-	-	-
CEMENT FINISHERS	11.300	12.120	40.00	.700	-	.750	-	-	-	-	-
ENGINEERS--POWER EQUIPMENT OPERATORS (ZONE 2): CLASS I--ASPHALT PLANTS AND PAVERS, CRANES, SHOVELS, PAVER OPERATORS (5 BAGS OR MORE)	9.820	10.440	40.00	.950	-	1.500	-	-	11.00	.030	-
CLASS II--BACKHOE (WITH 3/8 YD. BUCKET OR LESS), CRUSHERS, SWEEPER SCREENING PLANTS	9.510	10.100	40.00	.950	-	1.500	-	-	11.00	.030	-
CLASS III--AIR COMPRESSORS, CONCRETE BREAKERS, TRACTORS WITH ATTACHMENTS	9.060	9.650	40.00	.950	-	1.500	-	-	11.00	.030	-
CLASS IV--OILERS, FINISHING MACHINES, BOOM OR WINCH HOISTS	8.810	9.400	40.00	.950	-	1.500	-	-	11.00	.030	-
Helpers and laborers											
GENERAL LABORERS	7.950	8.570	40.00	.650	-	.350	-	.650	-	.070	-
Other heavy construction											
Journeyman											
ENGINEERS--POWER EQUIPMENT OPERATORS--DISTRIBUTION:											
CLASS I	9.360	9.990	40.00	.950	-	1.500	-	-	11.00	.010	-
CLASS II-A	9.270	9.900	40.00	.950	-	1.500	-	-	11.00	.010	-
CLASS II-B	9.070	9.700	40.00	.950	-	1.500	-	-	11.00	.010	-
CLASS III	8.550	9.000	40.00	.950	-	1.500	-	-	11.00	.010	-
CLASS IV	8.100	8.550	40.00	.950	-	1.500	-	-	11.00	.010	-
ENGINEERS--POWER EQUIPMENT OPERATORS--STEEL: CRANES WITH MAIN BOOM AND JIB 220' OR MORE	11.659	12.371	40.00	.950	-	1.500	-	-	⁶ 11.00	.020	-

See footnotes at end of table.

Table 19. Continued—Wage rates, hours, and employer contributions for selected benefits: Selected cities

(Union building trades)

City and job classification	July 3, 1978		July 2, 1979								
	Rate per hour ¹	Rate per hour ¹	Hours per week ²	Employer contributions for selected benefits ³							
				Insurance ⁴		Pension		Vacation		Other ⁵	
				Dollars	Percent	Dollars	Percent	Dollars	Percent	Dollars	Percent
Grand Rapids, Mich.—Continued											
Other heavy construction											
Journeyman											
CRANES WITH MAIN BOOM AND JIB 140' OR MORE	\$11.437	\$12.148	40.00	0.950	-	1.500	-	-	11.00	0.020	-
CRANES, SCRAPERS, DOZERS, GRADERS, HOISTS, FRONT END LOADERS	10.992	11.835	40.00	.950	-	1.500	-	-	11.00	.020	-
AIR TUGGERS (SINGLE DRUM), FORKS, MATERIAL HOISTS, WINCHES (NONSWINGING),BOBCATS AND PUMPS 6 IN. OR OVER	10.280	10.680	40.00	.950	-	1.500	-	-	11.00	.020	-
AIR COMPRESSORS, WELDERS, PUMPS UNDER 6 IN	9.167	9.567	40.00	.950	-	1.500	-	-	11.00	.020	-
OILERS, FIREMEN	8.099	8.499	40.00	.950	-	1.500	-	-	11.00	.020	-
ENGINEERS--POWER EQUIPMENT OPERATORS--UNDERGROUND:											
CLASS I	9.240	9.740	40.00	.900	-	1.250	-	-	11.00	.030	-
CLASS II	8.980	9.480	40.00	.900	-	1.250	-	-	11.00	.030	-
CLASS III	8.520	9.030	40.00	.900	-	1.250	-	-	11.00	.030	-
CLASS IV	8.270	8.770	40.00	.900	-	1.250	-	-	11.00	.030	-
Hammond, Ind.											
Building construction											
Journeyman											
ASBESTOS WORKERS	12.010	13.100	40.00	1.010	-	1.190	-	1.000	-	.100	-
BOILERMAKERS	12.250	13.250	40.00	1.175	-	1.000	-	-	-	-	-
BRICKLAYERS	12.200	12.450	40.00	1.000	-	.700	-	1.000	-	.060	-
CARPENTERS	11.780	12.430	40.00	.750	-	.820	-	1.000	-	.010	-
RESIDENTIAL	10.170	11.230	40.00	.750	-	.820	-	1.000	-	.010	-
CEMENT FINISHERS	11.570	12.470	40.00	1.000	-	.600	-	.750	-	.010	-
DRYWALL TAPERS:											
RESIDENTIAL	10.500	*10.500	40.00	.650	-	.500	-	-	-	-	-
COMMERCIAL	11.550	*11.550	40.00	.650	-	.500	-	-	-	-	-
ELECTRICIANS	12.096	12.864	40.00	-	6.50	-	8.30	-	4.00	-	1.00
ELEVATOR CONSTRUCTORS	12.053	12.053	40.00	.895	-	.560	-	-	6.00	.025	2.69
ENGINEERS--POWER EQUIPMENT OPERATORS:											
CLASS I--CRANES	12.100	12.800	40.00	1.100	-	1.100	-	.400	-	.010	-
CLASS II--TRACTORS AND BULLDOZERS	11.600	12.300	40.00	1.100	-	1.100	-	.400	-	.010	-
CLASS III--AIR COMPRESSORS	10.050	10.750	40.00	1.100	-	1.100	-	.400	-	.010	-
CLASS IV--OILERS	9.050	9.750	40.00	1.100	-	1.100	-	.400	-	.010	-
GLAZIERS	10.550	11.400	40.00	.700	-	.500	-	1.000	-	-	-
LATHERS	11.840	12.840	40.00	-	-	.500	-	-	-	-	-
MACHINISTS	12.030	13.200	40.00	.930	-	.500	-	-	6.10	-	-
MARBLE SETTERS	12.200	12.450	40.00	1.000	-	.700	-	1.000	-	.060	-
PAINTERS:											
RESIDENTIAL AND COMMERCIAL	10.500	*10.500	40.00	.650	-	.500	-	-	-	-	-
INDUSTRIAL	12.300	*12.300	40.00	.650	-	.500	-	-	-	-	-
PAPERHANGERS	10.750	*10.750	40.00	.650	-	.500	-	-	-	-	-
PIPEFITTERS	12.900	14.100	40.00	.850	-	1.120	-	-	-	.030	-
PLASTERERS	9.460	12.110	40.00	1.000	-	.600	-	-	-	-	-
PLUMBERS	11.220	12.710	40.00	1.100	-	1.150	-	1.000	-	.100	-
REINFORCING IRON WORKERS	11.470	12.370	40.00	.900	-	1.660	-	1.250	-	.020	-
ROOFERS, COMPOSITION	12.010	12.760	40.00	.850	-	.700	-	1.000	-	.080	-
ROOFERS, SLATE AND TILE	12.010	12.760	40.00	.850	-	.700	-	1.000	-	.080	-
SHEET-METAL WORKERS	11.650	12.930	40.00	.800	-	1.400	-	-	-	.680	-
STONEMASONS	12.200	12.450	40.00	1.000	-	.700	-	1.000	-	.060	-

See footnotes at end of table.

Table 19. Continued—Wage rates, hours, and employer contributions for selected benefits: Selected cities

(Union building trades)

City and job classification	July 3, 1978			July 2, 1979							
	Rate per hour ¹	Rate per hour ¹	Hours per week ²	Employer contributions for selected benefits ³							
				Insurance ⁴		Pension		Vacation		Other ⁵	
				Dollars	Percent	Dollars	Percent	Dollars	Percent	Dollars	Percent
Hammond, Ind.—Continued											
Building construction											
Journeyman											
STRUCTURAL IRON WORKERS ..	\$11.470	\$12.370	40.00	0.900	-	1.660	-	*1.250	-	0.020	-
TERRAZZO WORKERS	12.200	12.450	40.00	1.000	-	.700	-	*1.000	-	.060	-
TILE LAYERS	12.100	12.350	40.00	1.000	-	.700	-	*1.000	-	.060	-
Helpers and laborers											
BRICKLAYERS' TENDERS	8.700	9.650	40.00	.700	-	.550	-	-	-	.140	-
BUILDING LABORERS	8.700	9.650	40.00	.700	-	.550	-	-	-	.140	-
ELEVATOR CONSTRUCTORS' HELPERS	8.438	8.438	40.00	.895	-	.560	-	-	6.00	.025	2.69
MARBLE SETTERS' HELPERS ..	9.740	10.590	40.00	.312	-	-	-	-	-	-	2.31
PLASTERERS' LABORERS	9.000	9.950	40.00	.700	-	.550	-	-	-	.140	-
PLUMBERS' LABORERS	8.700	9.650	40.00	.700	-	.550	-	-	-	.140	-
TERRAZZO WORKERS' HELPERS	9.870	10.720	40.00	.312	-	-	-	-	-	-	2.31
BASE MACHINE OPERATORS	10.090	10.940	40.00	.312	-	-	-	-	-	-	2.31
TILE LAYERS' HELPERS	9.740	10.590	40.00	.312	-	-	-	-	-	-	2.31
Highway and street construction											
Journeyman											
CEMENT FINISHERS	10.580	11.480	40.00	1.000	-	.600	-	*.750	-	.200	-
ENGINEERS-POWER EQUIP- MENT OPERATORS:											
CLASS I--CRANES	11.150	11.750	40.00	1.050	-	1.050	-	*.600	-	-	-
CLASS II--TRACTORS	10.700	11.300	40.00	1.050	-	1.050	-	*.600	-	-	-
CLASS III--FORKLIFTS, END LOADERS	10.250	10.850	40.00	1.050	-	1.050	-	*.600	-	-	-
CLASS IV--AIR COMPRES- SORS AND CONVEYORS	9.150	9.750	40.00	1.050	-	1.050	-	*.600	-	-	-
CLASS V--OILERS	8.200	8.800	40.00	1.050	-	1.050	-	*.600	-	-	-
Helpers and laborers											
LABORERS	8.300	9.000	40.00	.700	-	.700	-	-	-	.120	-
Other heavy construction											
Journeyman											
CEMENT FINISHERS	10.580	11.480	40.00	1.000	-	.600	-	*.750	-	.200	-
ENGINEERS-POWER EQUIP- MENT OPERATORS:											
CLASS I--CRANES	11.150	11.750	40.00	1.050	-	1.050	-	*.600	-	-	-
CLASS II--TRACTORS	10.700	11.300	40.00	1.050	-	1.050	-	*.600	-	-	-
CLASS III--FORKLIFT TRUCKS, END LOADERS	10.250	10.850	40.00	1.050	-	1.050	-	*.600	-	-	-
CLASS IV--AIR COMPRES- SORS AND CONVEYORS	9.150	9.750	40.00	1.050	-	1.050	-	*.600	-	-	-
CLASS V--OILERS	8.200	8.800	40.00	1.050	-	1.050	-	*.600	-	-	-
Helpers and laborers											
LABORERS	8.300	9.000	40.00	.700	-	.700	-	-	-	.120	-
Honolulu, Hawaii											
Building construction											
Journeyman											
ASBESTOS WORKERS	10.540	10.840	40.00	.650	-	2.200	-	1.000	-	.080	-

See footnotes at end of table.

Table 19. Continued—Wage rates, hours, and employer contributions for selected benefits: Selected cities

(Union building trades)

City and job classification	July 3, 1978			July 2, 1979							
	Rate per hour ¹	Rate per hour ¹	Hours per week ²	Employer contributions for selected benefits ³							
				Insurance ⁴		Pension		Vacation		Other ⁵	
				Dollars	Percent	Dollars	Percent	Dollars	Percent	Dollars	Percent
Honolulu, Hawaii											
—Continued											
Building construction											
Journeyman											
BOILERMAKERS	\$10.880	\$11.780	40.00	0.650	-	1.000	-	-	-	-	-
BRICKLAYERS	10.180	10.530	40.00	1.300	-	1.850	-	0.600	-	0.120	-
CARPENTERS	10.150	10.500	40.00	1.240	-	1.850	-	1.000	-	.020	-
CEMENT FINISHERS	9.630	10.230	40.00	1.300	-	1.850	-	.600	-	.120	-
DRYWALL TAPERS	10.400	11.100	40.00	.840	-	2.500	-	.500	-	-	-
APPLICATORS	10.250	10.600	40.00	1.240	-	1.850	-	1.000	-	.060	-
ELECTRICIANS (INSIDE											
WIRERS)	10.970	11.550	40.00	1.070	-	1.740	15.00	-	11.20	.150	0.40
ELEVATOR CONSTRUCTORS	12.980	13.830	40.00	.895	-	.690	-	-	6.00	.030	2.80
ENGINEERS-POWER EQUIP-											
MENT OPERATORS:											
LOCOMOTIVES (UP TO 30											
TONS)	8.230	9.130	40.00	1.500	-	2.350	-	1.150	-	-	-
BOOM TRUCKS	8.500	9.400	40.00	1.500	-	2.350	-	1.150	-	-	-
AGRI-CATS	8.810	9.710	40.00	1.500	-	2.350	-	1.150	-	-	-
TRENCHERS	9.460	10.360	40.00	1.500	-	2.350	-	1.150	-	-	-
MIXERMOBILES	9.780	10.680	40.00	1.500	-	2.350	-	1.150	-	-	-
LOCOMOTIVES (TO 100											
TONS)	9.890	10.790	40.00	1.500	-	2.350	-	1.150	-	-	-
WHEEL TRENCHERS	10.000	10.900	40.00	1.500	-	2.350	-	1.150	-	-	-
BULLDOZERS	10.230	11.130	40.00	1.500	-	2.350	-	1.150	-	-	-
LOCOMOTIVES (OVER 100											
TONS)	10.290	11.190	40.00	1.500	-	2.350	-	1.150	-	-	-
CRANES (UNDER 25 TONS)	10.440	11.340	40.00	1.500	-	2.350	-	1.150	-	-	-
CRANES (OVER 25 TONS)	10.590	11.490	40.00	1.500	-	2.350	-	1.150	-	-	-
DERRICKS	10.950	11.850	40.00	1.500	-	2.350	-	1.150	-	-	-
GLAZIERS	10.150	10.500	40.00	1.290	-	1.070	-	.970	-	.200	-
LATHERS	10.590	10.840	40.00	.950	-	1.350	-	1.400	-	.170	-
MACHINIST-MECHANIC	9.610	10.270	40.00	-	-	.700	-	-	-	-	-
MARBLE SETTERS	10.180	10.570	40.00	1.300	-	1.850	-	.600	-	.120	-
MOSAIC AND TERRAZZO											
WORKERS	10.180	10.570	40.00	1.300	-	1.850	-	.600	-	.120	-
PAINTERS	9.350	10.150	40.00	.790	-	3.000	-	.750	-	.100	-
SPRAY	9.850	10.650	40.00	.790	-	3.000	-	.750	-	.100	-
PAPERHANGERS	9.350	10.150	40.00	.790	-	3.000	-	.750	-	.100	-
PIPEFITTERS	10.400	11.000	40.00	1.050	-	2.050	-	.890	-	.960	-
PLASTERERS	10.020	10.440	40.00	1.300	-	2.150	-	.600	-	.170	-
PLUMBERS	10.400	11.000	40.00	1.050	-	2.050	-	.890	-	.960	-
REINFORCING IRON											
WORKERS	10.650	10.900	40.00	.950	-	1.520	-	1.100	-	.200	-
ROOFERS, COMPOSITION	10.900	11.650	40.00	1.050	-	1.250	-	.250	-	.250	-
ROOFERS, SLATE AND TILE	10.900	11.650	40.00	1.050	-	1.250	-	.250	-	.250	-
SHEET-METAL WORKERS	¹² 10.710	11.580	40.00	.960	-	2.600	-	1.020	-	.990	-
STONEMASONS	10.180	10.530	40.00	1.300	-	1.850	-	.600	-	.120	-
STRUCTURAL IRON WORKERS	10.650	10.900	40.00	.950	-	1.520	-	1.100	-	.200	-
TILE LAYERS	10.180	10.570	40.00	1.300	-	1.850	-	.600	-	.120	-
CARPET, LINOLEUM AND											
SOFT TILE LAYERS	11.440	11.550	40.00	.650	-	1.250	-	.450	-	.730	-
Helpers and laborers											
BUILDING LABORERS	8.110	8.360	40.00	.990	-	1.410	-	.550	-	.100	-
CLASS I	8.560	8.810	40.00	.990	-	1.410	-	.550	-	.100	-
CLASS II	8.360	8.610	40.00	.990	-	1.410	-	.550	-	.100	-
COMPOSITION ROOFERS'											
HELPERS	6.750	7.250	40.00	1.050	-	1.250	-	.250	-	.250	-
ELEVATOR CONSTRUCTORS'											
HELPERS	9.090	9.680	40.00	.895	-	.690	-	-	6.00	.030	2.80
MARBLE SETTERS' HELPERS	7.450	8.190	40.00	1.300	-	1.850	-	.600	-	.120	-
PLASTERERS' LABORERS	8.160	8.410	40.00	.990	-	1.410	-	.550	-	.100	-
TERRAZZO WORKERS'											
HELPERS	7.450	8.190	40.00	1.300	-	1.850	-	.600	-	.120	-
TILE LAYERS' HELPERS	7.450	8.190	40.00	1.300	-	1.850	-	.600	-	.120	-

See footnotes at end of table.

Table 19. Continued—Wage rates, hours, and employer contributions for selected benefits: Selected cities

(Union building trades)

City and job classification	July 3, 1978			July 2, 1979							
	Rate per hour ¹	Rate per hour ¹	Hours per week ²	Employer contributions for selected benefits ³							
				Insurance ⁴		Pension		Vacation		Other ⁵	
				Dollars	Percent	Dollars	Percent	Dollars	Percent	Dollars	Percent
Houston, Texas											
Building construction											
Journeyman											
ASBESTOS WORKERS	\$11.250	\$11.900	40.00	0.900	-	1.080	-	0.500	-	0.010	-
BOILERMAKERS	10.550	12.000	40.00	.975	-	1.000	-	-	-	-	-
BRICKLAYERS	11.360	12.510	40.00	.630	-	.600	-	-	-	.160	-
CARPENTERS	10.600	11.600	40.00	1.000	-	.850	-	-	-	-	-
MILLWRIGHTS	10.985	11.985	40.00	1.000	-	.850	-	-	-	-	-
PILEDRIVERS	10.600	11.600	40.00	1.000	-	.850	-	-	-	-	-
CEMENT FINISHERS	10.600	11.500	40.00	.680	-	.720	-	-	-	-	-
DRYWALL TAPERS (FINISHERS)	10.730	11.830	40.00	.565	-	.550	-	.400	-	-	-
ELECTRICIANS (INSIDE WIRES)	10.951	11.925	40.00	.800	-	-	10.00	-	-	-	11.00
ELEVATOR CONSTRUCTORS ...	10.740	11.730	40.00	1.045	-	.690	-	-	6.00	.030	2.69
ENGINEERS-POWER EQUIPMENT OPERATORS:											
HEAVY EQUIPMENT	10.940	11.940	40.00	.750	-	1.000	-	-	-	-	-
LIGHT EQUIPMENT	9.240	10.080	40.00	.750	-	1.000	-	-	-	-	-
GLAZIERS	11.020	11.250	40.00	.670	-	.675	-	.450	-	-	-
LATHERS	11.020	12.220	40.00	.600	-	.350	-	.500	-	.080	-
MACHINISTS	12.760	13.960	40.00	-	-	-	-	-	-	-	-
MARBLE SETTERS	10.230	11.130	40.00	.630	-	.200	-	.250	-	-	-
MOSAIC AND TERRAZZO WORKERS	10.230	11.130	40.00	.630	-	.200	-	.250	-	-	-
PAINTERS:											
COMMERCIAL BRUSH WORK	10.605	11.705	40.00	.565	-	.550	-	.400	-	-	-
COMMERCIAL SPRAY WORK	10.980	12.080	40.00	.565	-	.550	-	.400	-	-	-
INDUSTRIAL BRUSH WORK ..	10.705	11.805	40.00	.565	-	.550	-	.400	-	-	-
INDUSTRIAL SPRAY WORK ..	11.030	12.130	40.00	.565	-	.550	-	.400	-	-	-
ALL PAINTING OVER 60 FEET	11.230	12.330	40.00	.565	-	.550	-	.400	-	-	-
PAPERHANGERS	10.855	11.955	40.00	.565	-	.550	-	.400	-	-	-
PIPEFITTERS	10.800	11.250	40.00	.600	-	.750	-	.800	-	-	-
PLASTERERS	10.775	10.775	40.00	.870	-	.300	-	.525	-	.080	-
PLUMBERS	10.540	11.290	40.00	.750	-	.750	-	1.000	-	.035	-
REINFORCING IRON WORKERS	10.960	11.860	40.00	.550	-	1.450	-	-	-	-	-
ROOFERS, FLAT ROOF AND COMPOSITION	9.610	10.480	40.00	.420	-	.450	-	.350	-	.100	-
ROOFERS, SLATE AND TILE ...	10.360	11.230	40.00	.420	-	.450	-	.350	-	.100	-
SHEET-METAL WORKERS	10.870	11.630	40.00	.375	-	.695	-	.420	-	.090	-
STONEMASONS	11.360	12.510	40.00	.630	-	.600	-	-	-	.160	-
STRUCTURAL IRON WORKERS SHEETERS AND BUCKERS-UP	10.960	11.860	40.00	.550	-	1.450	-	-	-	-	-
TILE LAYERS	10.230	11.130	40.00	.630	-	.200	-	.250	-	-	-
Helpers and laborers											
BRICKLAYERS' TENDERS	8.025	8.755	40.00	.470	-	.800	-	-	-	.020	-
MORTAR MIXERS	8.135	8.865	40.00	.470	-	.800	-	-	-	.020	-
BUILDING LABORERS	7.840	8.570	40.00	.470	-	.800	-	-	-	.020	-
AIR TOOL OPERATORS	8.025	8.755	40.00	.470	-	.800	-	-	-	.020	-
ELEVATOR CONSTRUCTORS' HELPERS	7.520	8.210	40.00	1.045	-	.690	-	-	6.00	.030	2.69
MARBLE SETTERS' HELPERS ..	7.950	8.500	40.00	-	-	.250	-	.250	-	-	-
PLASTERERS' LABORERS	8.135	8.865	40.00	.470	-	.800	-	-	-	.020	-
TERRAZZO WORKERS' HELPERS	7.950	8.500	40.00	-	-	.250	-	.250	-	-	-
BASE MACHINES	8.250	8.800	40.00	-	-	.250	-	.250	-	-	-
FLOOR MACHINES	8.100	8.650	40.00	-	-	.250	-	.250	-	-	-
TILE LAYERS' HELPERS	7.950	8.500	40.00	-	-	.250	-	.250	-	-	-

See footnotes at end of table.

Table 19. Continued—Wage rates, hours, and employer contributions for selected benefits: Selected cities

(Union building trades)

City and job classification	July 3, 1978			July 2, 1979							
	Rate per hour ¹	Rate per hour ¹	Hours per week ²	Employer contributions for selected benefits ³							
				Insurance ⁴		Pension		Vacation		Other ⁵	
				Dollars	Percent	Dollars	Percent	Dollars	Percent	Dollars	Percent
Houston, Texas											
—Continued											
Other heavy construction											
Journeyman											
ENGINEERS--POWER EQUIPMENT OPERATORS:											
HEAVY PIPELINE:											
GROUP I--HEAVY	\$11.050	\$11.050	40.00	0.650	-	0.600	-	-	-	-	-
GROUP II--LIGHT	8.570	8.570	40.00	.650	-	.600	-	-	-	-	-
GROUP III--OILERS	6.090	6.090	40.00	.650	-	.600	-	-	-	-	-
Huntsville, Ala.											
Building construction											
Journeyman											
BOILERMAKERS	9.950	10.700	40.00	1.050	-	1.100	-	-	-	-	-
BRICKLAYERS	10.100	11.000	40.00	-	-	-	-	-	-	-	-
CARPENTERS	8.100	8.600	40.00	.450	-	.350	-	-	-	-	-
MILLWRIGHTS	8.740	9.240	40.00	.450	-	.350	-	-	-	-	-
CEMENT FINISHERS	9.350	10.250	40.00	-	-	-	-	-	-	-	-
ELECTRICIANS (INSIDE WIRERS)	10.600	11.300	40.00	.500	-	.550	3.00	-	-	-	1.00
ELEVATOR CONSTRUCTORS	10.220	10.560	40.00	.895	-	.690	-	-	6.00	0.030	2.69
ENGINEERS--POWER EQUIPMENT OPERATORS:											
GROUP A--BULLDOZERS, CRANES, DERRICKS, DRAGLINES, HOISTS, SHOVELS, SCRAPERS, TRENCHING MACHINES											
GROUP B--CENTRAL COMPRESSORS, FRONT END LOADERS, PAVING MACHINES, PORTABLE HOISTS, WALK-BEHIND TRENCHING MACHINES, YARD MASTERS	9.980	10.530	40.00	.500	-	.450	-	-	-	-	-
GROUP C--PORTABLE AIR COMPRESSORS, CONVEYORS, PUMPS, WELDING MACHINES, OILERS	8.640	9.190	40.00	.500	-	.450	-	-	-	-	-
MARBLE SETTERS	7.920	8.470	40.00	.500	-	.450	-	-	-	-	-
MOSAIC AND TERRAZZO WORKERS	10.100	11.000	40.00	-	-	-	-	-	-	-	-
PAINTERS	9.850	10.750	40.00	-	-	-	-	-	-	-	-
RESIDENTIAL	8.250	8.850	40.00	.450	-	.250	-	-	-	-	-
INDUSTRIAL	5.600	6.200	40.00	.450	-	.250	-	-	-	-	-
PIPEFITTERS	9.250	9.850	40.00	.450	-	.250	-	-	-	-	-
PLASTERERS	10.000	10.600	40.00	.550	-	.600	-	0.550	-	-	-
PLUMBERS	9.600	10.500	40.00	-	-	-	-	-	-	-	-
REINFORCING IRON WORKERS	10.000	10.600	40.00	.550	-	.600	-	0.550	-	-	-
ROOFERS, COMPOSITION	9.305	9.805	40.00	.700	-	.700	-	-	-	-	-
ROOFERS, SLATE AND TILE	8.900	9.300	40.00	-	-	.200	-	-	-	-	-
SHEET-METAL WORKERS	9.150	9.300	40.00	-	-	.200	-	-	-	-	-
STONEMASONS	10.800	11.030	40.00	.790	-	1.070	-	-	-	0.030	-
STRUCTURAL IRON WORKERS	10.100	11.000	40.00	-	-	-	-	-	-	-	-
TILE LAYERS	9.305	9.805	40.00	.700	-	.700	-	-	-	-	-
HELPERS and laborers	9.850	10.750	40.00	-	-	-	-	-	-	-	-
BRICKLAYERS' TENDERS	5.210	5.550	40.00	.350	-	.500	-	-	-	-	-
BUILDING LABORERS	5.210	5.550	40.00	.350	-	.500	-	-	-	-	-
ELEVATOR CONSTRUCTORS' HELPERS	7.150	7.390	40.00	.895	-	.690	-	-	6.00	0.030	2.69

See footnotes at end of table.

Table 19. Continued—Wage rates, hours, and employer contributions for selected benefits: Selected cities

(Union building trades)

City and job classification	July 3, 1978			July 2, 1979							
	Rate per hour ¹	Rate per hour ¹	Hours per week ²	Employer contributions for selected benefits ³							
				Insurance ⁴		Pension		Vacation		Other ⁵	
				Dollars	Percent	Dollars	Percent	Dollars	Percent	Dollars	Percent
Huntsville, Ala.											
—Continued											
Building construction											
Helpers and laborers											
MARBLE SETTERS' HELPERS ..	\$5.210	\$5.550	40.00	0.350	-	0.500	-	-	-	-	-
PLASTERERS' LABORERS	5.210	5.550	40.00	.350	-	.500	-	-	-	-	
PLUMBERS' LABORERS	5.210	5.550	40.00	.350	-	.500	-	-	-	-	
TERRAZZO WORKERS' LABORERS	5.210	5.550	40.00	.350	-	.500	-	-	-	-	
TILE LAYERS' HELPERS	5.210	5.550	40.00	.350	-	.500	-	-	-	-	
Indianapolis, Ind.											
Building construction											
Journeyman											
ASBESTOS WORKERS	11.150	^a 11.150	40.00	.500	-	1.200	-	^a 1.000	-	0.300	-
BOILERMAKERS	12.250	13.250	40.00	1.175	-	1.000	-	-	-	-	-
BRICKLAYERS	11.140	12.420	40.00	.600	-	.550	-	^a .500	-	.140	-
POINTERS, CLEANERS AND CAULKERS	11.140	12.420	40.00	.600	-	.550	-	^a .500	-	.140	-
CARPENTERS	11.750	12.650	40.00	.750	-	.850	-	^a .500	-	.050	-
MILLWRIGHTS	11.750	12.650	40.00	.750	-	.850	-	^a .500	-	.050	-
PILEDRIERS	11.750	12.650	40.00	.750	-	.850	-	^a .500	-	.050	-
CEMENT FINISHERS	9.110	9.660	40.00	.750	-	.750	-	^a 1.500	-	.030	-
DRYWALL TAPERS (FINISHERS)	9.830	10.640	40.00	.780	-	.480	-	^a .600	-	-	-
ELECTRICIANS (INSIDE WIRERS)	11.733	12.588	40.00	-	4.00	-	7.00	-	^a 5.00	-	1.00
ELEVATOR CONSTRUCTORS ..	11.920	12.745	40.00	1.045	-	.560	-	-	6.00	.030	2.69
ENGINEERS-POWER EQUIPMENT OPERATORS											
HEAVY EQUIPMENT:											
CRANES	11.900	12.500	40.00	.750	-	.650	-	-	-	.100	-
HOISTS	11.900	12.500	40.00	.750	-	.650	-	-	-	.100	-
DERRICK-BULL WHEEL	11.900	12.500	40.00	.750	-	.650	-	-	-	.100	-
MEDIUM EQUIPMENT:											
CONCRETE MIXERS (21 CU. FT.)	11.000	11.550	40.00	.750	-	.650	-	-	-	.100	-
CONCRETE SPREADER	11.000	11.550	40.00	.750	-	.650	-	-	-	.100	-
TRACTORS	11.000	11.550	40.00	.750	-	.650	-	-	-	.100	-
LIGHT EQUIPMENT:											
WELDING MACHINES	8.100	8.350	40.00	.750	-	.650	-	-	-	.100	-
AIR COMPRESSORS	8.100	8.350	40.00	.750	-	.650	-	-	-	.100	-
PUMPS (WATER)	8.100	8.350	40.00	.750	-	.650	-	-	-	.100	-
GLAZIERS	13.290	14.190	40.00	-	-	-	-	-	-	-	-
LATHERS	10.490	10.880	40.00	.610	-	.450	-	^a .550	-	.070	-
MARBLE SETTERS	10.710	12.010	40.00	.600	-	.550	-	^a .500	-	-	-
MOSAIC AND TERRAZZO WORKERS	10.450	11.750	40.00	.600	-	.550	-	^a .500	-	-	-
PAINTERS	9.830	10.640	40.00	.780	-	.480	-	^a .600	-	-	-
SPRAY	10.830	11.640	40.00	.780	-	.480	-	^a .600	-	-	-
HANDROLLER	9.830	10.640	40.00	.780	-	.480	-	^a .600	-	-	-
SANDBLASTING	10.830	11.640	40.00	.780	-	.480	-	^a .600	-	-	-
PAPERHANGERS	9.830	10.640	40.00	.780	-	.480	-	^a .600	-	-	-
PIPEFITTERS	11.400	12.500	40.00	.600	-	.950	-	^a 1.000	-	.080	-
PLASTERERS	9.900	10.520	40.00	.800	-	-	-	^a 1.000	-	.383	-
PLUMBERS	11.400	12.500	40.00	.600	-	.950	-	^a 1.000	-	.080	-
REINFORCING IRON WORKERS	11.400	12.100	40.00	1.000	-	1.950	-	-	-	.100	-
ROOFERS, COMPOSITION	11.450	12.500	40.00	.650	-	.500	-	-	-	-	-
ROOFERS, SLATE AND TILE	11.700	12.750	40.00	.650	-	.500	-	-	-	-	-
SHEET-METAL WORKERS	11.940	12.600	40.00	.650	-	.750	-	-	-	.680	-
STONEMASONS	10.640	12.420	40.00	.600	-	.550	-	^a .500	-	.140	-
STRUCTURAL IRON WORKERS (ERECTORS)	11.400	12.100	40.00	1.000	-	1.950	-	-	-	.100	-

See footnotes at end of table.

Table 19. Continued—Wage rates, hours, and employer contributions for selected benefits: Selected cities

(Union building trades)

City and job classification	July 3, 1978			July 2, 1979							
	Rate per hour ¹	Rate per hour ¹	Hours per week ²	Employer contributions for selected benefits ³							
				Insurance ⁴		Pension		Vacation		Other ⁵	
				Dollars	Percent	Dollars	Percent	Dollars	Percent	Dollars	Percent
Indianapolis, Ind.											
—Continued											
Building construction											
Journeyman											
FINISHERS	\$11.400	\$12.100	40.00	1.000	-	1.950	-	-	-	0.100	-
MACHINE MOVERS AND RIGGERS	11.400	12.100	40.00	1.000	-	1.950	-	-	-	.100	-
SHEETERS	11.400	12.100	40.00	1.000	-	1.950	-	-	-	.100	-
TILE LAYERS	10.710	12.010	40.00	.600	-	.550	-	0.500	-	-	-
Helpers and laborers											
BRICKLAYERS' TENDERS	8.250	9.050	40.00	.700	-	.500	-	-	-	.140	-
BUILDING LABORERS	7.950	8.750	40.00	.700	-	.500	-	-	-	.140	-
COMPOSITION ROOFERS' HELPERS	9.600	10.500	40.00	.650	-	.500	-	-	-	-	-
ELEVATOR CONSTRUCTORS' HELPERS	8.340	8.920	40.00	1.045	-	.560	-	-	6.00	.030	2.69
MARBLE SETTERS' HELPERS	9.800	10.400	40.00	-	-	-	-	-	-	-	-
PLASTERERS' LABORERS	8.250	9.050	40.00	.700	-	.500	-	-	-	.140	-
TERRAZZO WORKERS' HELPERS	9.850	10.550	40.00	-	-	-	-	-	-	-	-
BASE MACHINE HELPERS	10.150	10.850	40.00	-	-	-	-	-	-	-	-
FLOOR MACHINE AND EDGING	9.850	10.550	40.00	-	-	-	-	-	-	-	-
TILE LAYERS' HELPERS	9.800	10.400	40.00	-	-	-	-	-	-	-	-
Highway and street construction											
Journeyman											
CARPENTERS	11.150	11.950	40.00	.750	-	.600	-	-	-	.020	-
ENGINEERS-POWER EQUIPMENT OPERATORS: HEAVY EQUIPMENT--CRANES, SCOOPS (KEYSTONE), AUTO PATROL	10.870	11.570	40.00	.750	-	.650	-	-	-	.100	-
MEDIUM EQUIPMENT: TRENCH MACHINES (UNDER 24 IN)	9.600	10.230	40.00	.750	-	.650	-	-	-	.100	-
BULLDOZERS	10.870	11.570	40.00	.750	-	.650	-	-	-	.100	-
LIGHT EQUIPMENT: TRACTORS	9.100	9.650	40.00	.750	-	.650	-	-	-	.100	-
COMPRESSORS, PUMPS	8.160	8.590	40.00	.750	-	.650	-	-	-	.100	-
Helpers and laborers											
CONSTRUCTION LABORERS	7.600	8.300	40.00	.700	-	.700	-	-	-	.120	-
Other heavy construction											
Journeyman											
CARPENTERS	11.150	11.950	40.00	.750	-	.600	-	-	-	.020	-
ENGINEERS-POWER EQUIPMENT OPERATORS--UTILITY: GROUP I: CRANES, SCOOPS, AUTO PATROLS	11.700	12.300	40.00	.750	-	.650	-	-	-	.100	-
GROUP II: A-FRAMES, WINCHES	10.750	11.300	40.00	.750	-	.650	-	-	-	.100	-
GROUP III: TRACTORS	9.050	9.400	40.00	.750	-	.650	-	-	-	.100	-
GROUP IV: COMPRESSORS, PUMPS	8.050	8.300	40.00	.750	-	.650	-	-	-	.100	-
ENGINEERS-POWER EQUIPMENT OPERATORS--OTHER: HEAVY EQUIPMENT: CRANES, SCOOPS (KEYSTONE), AUTO PATROL	10.870	11.570	40.00	.750	-	.650	-	-	-	.100	-

See footnotes at end of table.

Table 19. Continued—Wage rates, hours, and employer contributions for selected benefits: Selected cities

(Union building trades)

City and job classification	July 3, 1978		July 2, 1979								
	Rate per hour ¹	Rate per hour ¹	Hours per week ²	Employer contributions for selected benefits ³							
				Insurance ⁴		Pension		Vacation		Other ⁵	
				Dollars	Percent	Dollars	Percent	Dollars	Percent	Dollars	Percent
Indianapolis, Ind.											
—Continued											
Other heavy construction											
Journeyman											
MEDIUM EQUIPMENT:											
TRENCH MACHINES (UNDER 24 IN)	\$9.600	\$10.230	40.00	0.750	-	0.650	-	-	-	0.100	-
BULLDOZERS	10.870	11.570	40.00	.750	-	.650	-	-	-	.100	-
LIGHT EQUIPMENT:											
TRACTORS	9.100	9.650	40.00	.750	-	.650	-	-	-	.100	-
COMPRESSORS, PUMPS	8.160	8.590	40.00	.750	-	.650	-	-	-	.100	-
Helpers and laborers											
CONSTRUCTION LABORERS	7.600	8.300	40.00	.700	-	.700	-	-	-	.120	-
Jacksonville, Fla.											
Building construction											
Journeyman											
ASBESTOS WORKERS	10.290	10.390	40.00	.450	-	1.100	-	⁶ 1.000	-	-	-
BOILERMAKERS	9.950	10.700	40.00	1.050	-	1.100	-	-	-	-	-
BRICKLAYERS	9.270	9.720	40.00	.450	-	.500	-	-	-	.010	-
CARPENTERS	9.170	9.520	40.00	.620	-	.600	-	-	-	.050	-
MILLWRIGHTS	9.230	9.830	40.00	.620	-	.600	-	-	-	.020	-
PILEDRIVERS	9.170	9.520	40.00	.620	-	.600	-	-	-	.050	-
CEMENT FINISHERS	7.960	8.410	40.00	.450	-	.400	-	-	-	.050	-
DRYWALL TAPERS (FINISHERS):											
COMMERCIAL	8.550	8.900	40.00	.500	-	.600	-	-	-	-	-
RESIDENTIAL	6.700	7.050	40.00	.500	-	.600	-	-	-	-	-
ELECTRICIANS (INSIDE WIRERS)											
ELEVATOR CONSTRUCTORS	9.550	10.150	40.00	.500	-	.810	3.00	.810	-	-	1.00
ENGINEERS—POWER EQUIPMENT OPERATORS:	9.815	10.040	40.00	.745	-	.560	-	-	6.00	.025	2.69
GROUP A--DERRICKS, DRAGLINES, PILEDRIVERS, HOISTS (MULTIDRUM FOR RIGGING), SHOVELS, GRADERS											
GROUP B--BULLDOZERS, SCRAPERS, HOISTS (OTHER THAN RIGGING)	9.730	10.180	40.00	.550	-	.400	-	-	-	-	-
GROUP C--TRACTORS, AIR COMPRESSORS (1 TO 4) WITHIN 300 FT. RADIUS	8.550	9.000	40.00	.550	-	.400	-	-	-	-	-
GLAZIERS	6.460	6.910	40.00	.550	-	.400	-	-	-	-	-
MARBLE SETTERS	8.000	8.000	40.00	-	-	.200	-	-	-	-	-
MOSAIC AND TERRAZZO WORKERS	7.640	8.240	40.00	.450	-	.500	-	-	-	.010	-
PAINTERS:											
COMMERCIAL	7.640	8.240	40.00	.450	-	.500	-	-	-	.010	-
RESIDENTIAL	8.700	9.050	40.00	.500	-	.600	-	-	-	-	-
SPRAY, STEEL, SWING STAGE (INDUSTRIAL)	6.700	7.050	40.00	.500	-	.600	-	-	-	-	-
PAPERHANGERS	8.970	9.320	40.00	.500	-	.600	-	-	-	-	-
PIPEFITTERS	9.100	9.450	40.00	.500	-	.600	-	-	-	-	-
AIR CONDITIONING AND REFRIGERATION FITTERS	10.200	11.750	40.00	.550	-	.550	-	-	-	.070	-
PLASTERERS	10.200	11.750	40.00	.550	-	.550	-	-	-	.070	-
PLUMBERS	7.330	8.300	40.00	.400	-	.300	-	-	-	-	-
REINFORCING IRON WORKERS	10.200	11.750	40.00	.550	-	.550	-	-	-	.070	-
ROOFERS, COMPOSITION	9.200	9.650	40.00	.650	-	.850	-	-	-	.050	-
KETTLERMAN	8.710	9.160	40.00	.500	-	.250	-	-	-	.025	-
SHEET-METAL WORKERS	6.530	6.980	40.00	.500	-	.250	-	-	-	.025	-
	8.980	10.000	40.00	.860	-	.840	-	⁶ .500	-	.055	3.00

See footnotes at end of table.

Table 19. Continued—Wage rates, hours, and employer contributions for selected benefits: Selected cities

(Union building trades)

City and job classification	July 3, 1978		July 2, 1979								
	Rate per hour ¹	Rate per hour ¹	Hours per week ²	Employer contributions for selected benefits ³							
				Insurance ⁴		Pension		Vacation		Other ⁵	
				Dollars	Percent	Dollars	Percent	Dollars	Percent	Dollars	Percent
Jacksonville, Fla.—Continued											
Building construction											
Journeyman											
STONEMASONS	\$9.270	\$9.720	40.00	0.450	-	0.500	-	-	-	0.010	-
STRUCTURAL AND ORNAMENTAL IRONWORKERS	9.200	9.650	40.00	.650	-	.850	-	-	-	.050	-
TILE LAYERS	7.640	8.240	40.00	.450	-	.500	-	-	-	.010	-
Helpers and laborers											
BUILDING LABORERS	5.570	5.920	40.00	.200	-	.200	-	-	-	-	-
COMPOSITION ROOFERS' HELPERS	4.790	5.020	40.00	.500	-	.250	-	-	-	.025	-
ELEVATOR CONSTRUCTORS' HELPERS	6.870	7.028	40.00	.745	-	.560	-	-	6.00	.025	2.69
MARBLE SETTERS' HELPERS	5.130	5.430	40.00	-	-	-	-	-	-	-	-
TERRAZZO WORKERS' LABORERS	5.130	5.430	40.00	-	-	-	-	-	-	-	-
GRINDERS	5.500	5.800	40.00	-	-	-	-	-	-	-	-
TILE LAYERS' HELPERS	5.130	5.430	40.00	-	-	-	-	-	-	-	-
Highway and street construction											
Journeyman											
CARPENTERS AND PILE-DRIVERS	6.100	6.300	40.00	.240	-	.200	-	-	2.00	-	-
Helpers and laborers											
BUILDING LABORERS	3.550	3.800	40.00	-	-	-	-	-	2.00	-	2.31
FINISHERS, ASPHALT	3.700	3.950	40.00	-	-	-	-	-	2.00	-	2.31
PIPE LAYERS	3.960	4.210	40.00	-	-	-	-	-	2.00	-	2.31
RAKERS, ASPHALT	3.650	3.900	40.00	-	-	-	-	-	2.00	-	2.31
SCREED OPERATORS, ASPHALT	3.810	4.060	40.00	-	-	-	-	-	2.00	-	2.31
TRUCKDRIVERS, LABOR CREW	3.550	3.800	40.00	-	-	-	-	-	2.00	-	2.31
Other heavy construction											
Journeyman											
BUILDING LABORERS	3.550	3.800	40.00	-	-	-	-	-	2.00	-	2.31
FINISHERS, ASPHALT	3.700	3.950	40.00	-	-	-	-	-	2.00	-	2.31
PIPE LAYERS	3.960	4.210	40.00	-	-	-	-	-	2.00	-	2.31
RAKERS, ASPHALT	3.650	3.900	40.00	-	-	-	-	-	2.00	-	2.31
SCREED OPERATORS, ASPHALT	3.810	4.060	40.00	-	-	-	-	-	2.00	-	2.31
TRUCKDRIVERS, LABOR CREW	3.550	3.800	40.00	-	-	-	-	-	2.00	-	2.31
Kansas City, Mo.											
Building construction											
Journeyman											
ASBESTOS WORKERS	10.829	11.565	40.00	.700	-	1.550	-	-	8.00	.220	-
BOILERMAKERS	11.000	12.000	40.00	1.150	-	1.000	-	-	-	-	-
BRICKLAYERS	11.275	11.175	40.00	.950	-	.350	-	1.500	-	-	-
CARPENTERS	11.750	12.300	40.00	.500	-	.400	-	-	-	.060	-
MILLWRIGHTS	11.750	12.300	40.00	.500	-	.400	-	-	-	.060	-
PILEDRIVERS, WHARF AND BRIDGE	11.750	12.300	40.00	.500	-	.400	-	-	-	.060	-

See footnotes at end of table.

Table 19. Continued—Wage rates, hours, and employer contributions for selected benefits: Selected cities

(Union building trades)

City and job classification	July 3, 1978		July 2, 1979								
	Rate per hour ¹	Rate per hour ¹	Hours per week ²	Employer contributions for selected benefits ³							
				Insurance ⁴		Pension		Vacation		Other ⁵	
				Dollars	Percent	Dollars	Percent	Dollars	Percent	Dollars	Percent
Kansas City, Mo.											
—Continued											
Building construction											
Journeyman											
CEMENT FINISHERS	\$10.925	\$11.675	40.00	0.650	-	0.500	-	-	-	0.125	-
COMPOSITION	11.175	11.925	40.00	.650	-	.500	-	-	-	.125	-
DRYWALL TAPERS	10.850	11.530	40.00	.550	-	.700	-	-	-	.100	-
ELECTRICIANS (INSIDE WIRERS)	11.820	12.770	40.00	.540	-	.510	3.00	0.700	-	.250	1.00
RESIDENTIAL	8.760	9.610	40.00	.540	-	.510	3.00	.700	-	.250	1.00
ELEVATOR CONSTRUCTORS	11.970	12.710	40.00	.895	-	.560	-	-	6.00	.025	2.69
ENGINEERS-POWER EQUIPMENT OPERATORS:											
GROUP I:											
CRANES, DERRICKS, POWER SHOVELS	11.200	13.000	40.00	.750	-	1.000	-	.750	-	.550	-
GROUP II:											
COMPRESSORS, ROLLERS, TRACTORS OVER 50 HP.	10.900	11.650	40.00	.750	-	1.000	-	.750	-	.550	-
GROUP III:											
OILER	9.000	9.250	40.00	.750	-	1.000	-	.750	-	.550	-
FORKLIFT-MASONRY	9.500	9.750	40.00	.750	-	1.000	-	.750	-	.550	-
TRACTORS LESS THAN 50 HP.	9.750	10.000	40.00	.750	-	1.000	-	.750	-	.550	-
GLAZIERS	10.220	10.690	40.00	.750	-	.890	-	1.110	-	.840	-
LATHERS	11.950	12.550	40.00	.400	-	-	-	-	-	.050	-
MARBLE SETTERS	11.450	12.150	40.00	-	5.00	-	4.25	.500	-	-	2.00
TERRAZZO WORKERS	11.110	11.810	40.00	-	5.00	-	4.25	.500	-	.050	-
PAINTERS:											
BRUSH AND ROLLER	10.850	11.530	40.00	.550	-	.700	-	-	-	.100	-
SPRAYMEN	11.850	12.530	40.00	.550	-	.700	-	-	-	.100	-
PAPERHANGERS	11.350	12.030	40.00	.550	-	.700	-	-	-	.100	-
PIPEFITTERS	11.781	12.411	40.00	.670	-	1.500	-	-	10.00	.100	-
SPRINKLER FITTERS	12.280	13.180	40.00	.750	-	1.050	-	1.000	-	-	-
PLASTERERS	12.500	13.100	40.00	-	-	-	-	-	-	.100	-
PLUMBERS	11.826	12.438	40.00	.970	-	1.150	-	-	-	.220	10.00
REINFORCING IRON WORKERS	10.800	11.600	40.00	.750	-	1.400	-	1.000	-	.100	-
ROOFERS, COMPOSITION	10.300	10.800	40.00	.750	-	.950	-	.800	-	-	-
SHEET-METAL WORKERS	11.355	11.730	40.00	.750	-	1.200	-	.750	-	.570	-
STONEMASONS	11.275	11.175	40.00	.950	-	.350	-	1.500	-	-	-
STRUCTURAL IRON WORKERS	10.800	11.600	40.00	.750	-	1.400	-	1.000	-	.100	-
ORNAMENTAL IRON WORKERS	10.800	11.600	40.00	.750	-	1.400	-	1.000	-	.100	-
TILE LAYERS	11.450	12.150	40.00	-	5.00	-	4.25	.500	-	-	2.00
Helpers and laborers											
BRICKLAYERS' TENDERS	9.450	9.950	40.00	.450	-	.400	-	.500	-	.210	-
HOD CARRIERS (BRICK)	9.450	9.950	40.00	.450	-	.400	-	.500	-	.210	-
BUILDING LABORERS	9.150	9.650	40.00	.450	-	.400	-	.500	-	.210	-
ELEVATOR CONSTRUCTORS' HELPERS	8.380	8.900	40.00	.895	-	.560	-	-	6.00	.025	2.69
MARBLE SETTERS' HELPERS	9.250	9.850	40.00	-	-	-	-	1.000	-	-	-
PLASTERERS' LABORERS	9.450	9.950	40.00	.450	-	.400	-	.500	-	.210	-
PLUMBERS' LABORERS	9.300	9.800	40.00	.450	-	.400	-	.500	-	.210	-
TERRAZZO WORKERS' HELPERS	10.250	10.850	40.00	-	-	-	-	-	-	-	-
BASE GRINDERS	10.600	11.200	40.00	-	-	-	-	-	-	-	-
TILE LAYERS' HELPERS	9.250	9.850	40.00	-	-	-	-	1.000	-	-	-
Highway and street construction											
Journeyman											
CEMENT FINISHERS	11.800	12.500	40.00	.650	-	.500	-	-	-	-	-

See footnotes at end of table.

Table 19. Continued—Wage rates, hours, and employer contributions for selected benefits: Selected cities

(Union building trades)

City and job classification	July 3, 1978		July 2, 1979								
	Rate per hour ¹	Rate per hour ¹	Hours per week ²	Employer contributions for selected benefits ³							
				Insurance ⁴		Pension		Vacation		Other ⁵	
				Dollars	Percent	Dollars	Percent	Dollars	Percent	Dollars	Percent
Kansas City, Mo.											
—Continued											
Highway and street construction											
Journeyman											
ENGINEERS--POWER EQUIPMENT OPERATORS: GROUP I--DRAGLINES, SHOVELS, PILEDRIVERS, DREDGES (STEAM, GAS, OR DIESEL), BULLDOZERS, CRANES, AND SHOVELS	\$11.100	\$11.700	40.00	0.750	-	1.000	-	0.750	-	0.250	-
GROUP II--HOISTS (SINGLE DRUM), TRACTORS (OVER 50 HP)	10.850	11.450	40.00	.750	-	1.000	-	.750	-	.250	-
GROUP III--SUB-GRADING MACHINES, SIPHONS AND JETS, TRACTORS (LESS THAN 50 HP)	10.250	10.750	40.00	.750	-	1.000	-	.750	-	.250	-
Helpers and laborers											
LABORERS	9.100	9.400	40.00	.600	-	.600	-	.750	-	.150	-
Other heavy construction											
Journeyman											
CEMENT FINISHERS	11.800	12.500	40.00	.650	-	.500	-	-	-	-	-
ENGINEERS--POWER EQUIPMENT OPERATORS: GROUP I--DRAGLINES, SHOVELS, PILE DRIVERS, DREDGES (STEAM, GAS, OR DIESEL), CRANES, BULLDOZERS,	11.100	11.700	40.00	.750	-	1.000	-	.750	-	.250	-
GROUP II--HOISTS (SINGLE DRUM), TRACTORS (OVER 50 HP)	10.850	11.450	40.00	.750	-	1.000	-	.750	-	.250	-
GROUP III--SUB-GRADING MACHINES, SIPHONS AND JETS, TRACTORS (LESS THAN 50 HP)	10.250	10.750	40.00	.750	-	1.000	-	.750	-	.250	-
Helpers and laborers											
LABORERS	9.100	9.400	40.00	.600	-	.600	-	.750	-	.150	-
Long Beach, Calif.											
Building construction											
Journeyman											
ABESTOS WORKERS	12.650	13.450	40.00	1.050	-	1.370	-	1.000	-	-	-
BOILERMAKERS	13.621	14.360	40.00	1.175	-	1.000	-	1.000	-	-	-
BRICKLAYERS	11.600	12.850	40.00	1.150	-	1.650	-	.500	-	.250	-
CARPENTERS	10.770	11.570	40.00	1.630	-	2.160	-	1.000	-	.020	-
CEMENT FINISHERS	10.660	11.610	40.00	1.300	-	1.850	-	1.100	-	.010	-
DRYWALL TAPERS (FINISHERS)	12.570	13.350	40.00	.860	-	.800	-	.600	-	.120	-
ELECTRICIANS (INSIDE WIRERS)	12.258	13.203	40.00	1.150	-	2.450	3.00	-	10.00	-	1.00
ELEVATOR CONSTRUCTORS	13.410	13.410	40.00	.895	-	.690	-	-	8.00	.030	2.80

See footnotes at end of table.

Table 19. Continued—Wage rates, hours, and employer contributions for selected benefits: Selected cities

(Union building trades)

City and job classification	July 3, 1978			July 2, 1979							
	Rate per hour ¹	Rate per hour ¹	Hours per week ²	Employer contributions for selected benefits ³							
				Insurance ⁴		Pension		Vacation		Other ⁵	
				Dollars	Percent	Dollars	Percent	Dollars	Percent	Dollars	Percent
Long Beach, Calif.											
—Continued											
Building construction											
Journeyman											
ENGINEERS—POWER EQUIPMENT OPERATORS:											
SHOVELS, BACKHOES, DRAGLINES, CLAMSHELLS (#6)											
	\$12.140	\$12.640	40.00	1.100	-	2.600	-	0.850	-	0.100	-
TRACTORS TO 100 H.P. (#5)											
	12.030	12.530	40.00	1.100	-	2.600	-	.850	-	.100	-
A-FRAMES OR WINCH TRUCKS (#3)											
	11.670	12.170	40.00	1.100	-	2.600	-	.850	-	.100	-
MOTOR PATROL, SINGLE ENGINE (#7)											
	12.260	12.760	40.00	1.100	-	2.600	-	.850	-	.100	-
MOTOR PATROL, MULTI-ENGINE (#8)											
	12.430	12.930	40.00	1.100	-	2.600	-	.850	-	.100	-
COMPRESSORS (#1)											
	11.100	11.600	40.00	1.100	-	2.600	-	.850	-	.100	-
CONCRETE MIXERS, SKIP-TYPE (#2)											
	11.380	11.880	40.00	1.100	-	2.600	-	.850	-	.100	-
TRACTORS OVER 100 H.P. (#6)											
	12.140	12.640	40.00	1.100	-	2.600	-	.850	-	.100	-
CONCRETE MIXERS											
	12.140	12.640	40.00	1.100	-	2.600	-	.850	-	.100	-
SKIP LOADERS (3/4 TO 1-1/2 YDS) (#5)											
	12.030	12.530	40.00	1.100	-	2.600	-	.850	-	.100	-
SKIP LOADERS (1-1/2 TO 6-1/2 YDS) (#6)											
	12.140	12.640	40.00	1.100	-	2.600	-	.850	-	.100	-
TRACTOR LOADERS (OVER 6-1/2 YDS) (#7)											
	12.260	12.760	40.00	1.100	-	2.600	-	.850	-	.100	-
TRENCHING MACHINES (UP TO 6 FT) (#6)											
	12.140	12.640	40.00	1.100	-	2.600	-	.850	-	.100	-
CANAL TINNER OPERATORS (#9)											
	12.560	13.060	40.00	1.100	-	2.600	-	.850	-	.100	-
GLAZIERS											
	10.119	10.658	40.00	1.070	-	2.600	-	-	8.00	-	5.00
LATHERS											
	12.000	13.000	40.00	.900	-	1.100	-	.500	-	.120	-
MACHINISTS											
	12.400	14.400	40.00	.749	-	.900	-	-	-	-	-
MARBLE SETTERS											
	11.600	12.850	40.00	1.150	-	1.650	-	.500	-	.250	-
PAINTERS											
	12.050	12.730	35.00	.860	-	.800	-	.600	-	.120	-
SWING STAGE:											
13 STORIES OR LESS											
	12.300	12.980	35.00	.860	-	.800	-	.600	-	.120	-
MORE THAN 13 STORIES ..											
	12.420	13.100	35.00	.860	-	.800	-	.600	-	.120	-
STRUCTURAL STEEL AND BRIDGE											
	12.170	12.850	35.00	.860	-	.800	-	.600	-	.120	-
STRUCTURAL STEEL SWING:											
13 STORIES OR LESS											
	12.450	13.130	35.00	.860	-	.800	-	.600	-	.120	-
MORE THAN 13 STORIES ..											
	12.570	13.250	35.00	.860	-	.800	-	.600	-	.120	-
SPRAY/SANDBLAST											
	12.300	12.980	35.00	.860	-	.800	-	.600	-	.120	-
13 STORIES OR LESS											
	12.550	13.230	35.00	.860	-	.800	-	.600	-	.120	-
MORE THAN 13 STORIES ..											
	12.670	13.350	35.00	.860	-	.800	-	.600	-	.120	-
PAPERHANGERS											
	12.300	12.980	35.00	.860	-	.800	-	.600	-	.120	-
PIPEFITTERS											
	13.120	13.830	36.00	-	10.00	-	16.00	-	13.00	-	.75
REFRIGERATION FITTERS											
	12.530	13.220	36.00	1.950	-	1.900	-	1.520	-	.380	-
PLASTERERS											
	12.335	13.335	40.00	.980	-	1.850	-	.650	-	.250	-
PLUMBERS											
	13.120	13.830	36.00	-	10.00	-	16.00	-	13.00	-	.75
REINFORCING IRON WORKERS											
	12.000	12.500	40.00	1.390	-	2.820	-	1.900	-	.110	-
ROOFERS, COMPOSITION											
	11.070	11.620	40.00	.970	-	1.750	-	1.250	-	.180	-
SHEET-METAL WORKERS											
	11.844	12.744	40.00	1.140	-	2.640	-	-	5.00	.390	5.00
STONEMASONS											
	11.600	12.850	40.00	1.150	-	1.650	-	.500	-	.250	-
STRUCTURAL IRON WORKERS											
	12.000	12.500	40.00	1.390	-	2.820	-	1.900	-	.110	-
TERRAZZO WORKERS											
	11.520	12.470	40.00	1.000	-	1.800	-	1.000	-	-	-
TILE LAYERS											
	11.620	12.560	40.00	1.060	-	1.400	-	1.250	-	.230	-
Helpers and laborers											
BRICKLAYERS' TENDERS											
	8.950	9.480	40.00	1.250	-	2.550	-	.800	-	.120	-
BUILDING LABORERS											
	8.450	8.980	40.00	1.250	-	2.550	-	.800	-	.120	-
ELEVATOR CONSTRUCTORS' HELPERS											
	9.390	9.390	40.00	.895	-	.690	-	-	8.00	.030	2.80

See footnotes at end of table.

Table 19. Continued—Wage rates, hours, and employer contributions for selected benefits: Selected cities

(Union building trades)

City and job classification	July 3, 1978		July 2, 1979								
	Rate per hour ¹	Rate per hour ²	Hours per week ²	Employer contributions for selected benefits ³							
				Insurance ⁴		Pension		Vacation		Other ⁵	
				Dollars	Percent	Dollars	Percent	Dollars	Percent	Dollars	Percent
Long Beach, Calif.											
—Continued											
Building construction											
Helpers and laborers											
MARBLE SETTERS' HELPERS	\$7.950	\$8.880	40.00	1.490	-	1.470	-	0.600	-	-	-
TERRAZZO WORKERS' FINISHERS	9.830	11.500	40.00	1.000	-	1.800	-	1.000	-	-	-
TILE LAYERS' FINISHERS	9.460	10.110	40.00	1.490	-	1.470	-	.600	-	0.390	-
CERTIFIED	9.740	10.390	40.00	1.490	-	1.470	-	.600	-	.390	-
Los Angeles, Calif.											
Building construction											
Journeyman											
ASBESTOS WORKERS	12.650	13.450	40.00	1.050	-	1.370	-	1.000	-	-	-
BOILERMAKERS	13.621	14.360	40.00	1.175	-	1.000	-	1.000	-	-	-
BRICKLAYERS	11.600	12.850	40.00	1.150	-	1.650	-	.500	-	.250	-
CARPENTERS	10.770	11.570	40.00	1.630	-	2.160	-	1.000	-	.020	-
HARDWOOD FLOOR WORKERS	10.970	11.770	40.00	1.630	-	2.160	-	1.000	-	.020	-
MILLWRIGHTS	11.270	12.070	40.00	1.630	-	2.160	-	1.000	-	.020	-
PILEDRIVERS, WHARF AND BRIDGE	10.900	11.700	40.00	1.630	-	2.160	-	1.000	-	.020	-
SHINGLERS	10.900	11.700	40.00	1.630	-	2.160	-	1.000	-	.020	-
DOCK	10.900	11.700	40.00	1.630	-	2.160	-	1.000	-	.020	-
DRYWALL INSTALLERS	11.930	12.530	40.00	1.630	-	2.160	-	1.000	-	.020	-
TABLE SAW OPERATORS	10.870	11.670	40.00	1.630	-	2.160	-	1.000	-	.020	-
PNEUMATIC NAILERS	11.020	11.820	40.00	1.630	-	2.160	-	1.000	-	.020	-
ACCOUSTICAL WORKERS	10.970	11.770	40.00	1.630	-	2.160	-	1.000	-	.020	-
CEMENT FINISHERS	10.660	11.610	40.00	1.300	-	1.850	-	1.100	-	.010	-
COMPOSITION AND MASTIC	10.780	11.730	40.00	1.300	-	1.850	-	1.100	-	.010	-
DRYWALL TAPERS	12.590	13.350	40.00	.860	-	.800	-	.600	-	.140	-
ELECTRICIANS (INSIDE WIRERS)	12.258	13.203	40.00	1.150	-	2.400	3.00	-	10.00	-	1.00
ELEVATOR CONSTRUCTORS	13.410	*13.410	40.00	.895	-	.690	-	-	8.00	.030	2.80
ENGINEERS-POWER EQUIPMENT OPERATORS: HEAVY EQUIPMENT: UNIVERSAL EQUIPMENT (SHOVELS, DRAGLINES, CLAMSHELL OPERATORS OVER 3/4 YARD), TRACTORS (OVER 100 HP), CONCRETE MIXER OPERATORS (PAVING), SKIP LOADERS (CRAWLER 1-1/2 TO 6-1/2 YARDS) (GROUP 6)	12.140	12.640	40.00	1.100	-	2.600	-	.850	-	.100	-
TRACTORS (UP TO 100 HORSEPOWER) (GROUP 5)	12.030	12.530	40.00	1.100	-	2.600	-	.850	-	.100	-
MEDIUM EQUIPMENT: A-FRAME OR WINCH TRUCKS (GROUP 3)	11.670	12.170	40.00	1.100	-	2.600	-	.850	-	.100	-
MOTOR PATROL BLADE OPERATORS: SINGLE (GROUP 7)	12.260	12.760	40.00	1.100	-	2.600	-	.850	-	.100	-
MULTI-ENGINE (GROUP 8)	12.430	12.930	40.00	1.100	-	2.600	-	.850	-	.100	-
LIGHT EQUIPMENT: AIR COMPRESSORS (GROUP 1)	11.100	11.600	40.00	1.100	-	2.600	-	.850	-	.100	-
CONCRETE MIXERS (SKIP TYPE) (GROUP 2)	11.380	11.880	40.00	1.100	-	2.600	-	.850	-	.100	-
SKIP LOADERS (3/4 TO 1-1/2 YDS) (GROUP 5)	12.030	12.530	40.00	1.100	-	2.600	-	.850	-	.100	-

See footnotes at end of table.

Table 19. Continued—Wage rates, hours, and employer contributions for selected benefits: Selected cities

(Union building trades)

City and job classification	July 3, 1978		July 2, 1979								
	Rate per hour ¹	Rate per hour ¹	Hours per week ²	Employer contributions for selected benefits ³							
				Insurance ⁴		Pension		Vacation		Other ⁵	
				Dollars	Percent	Dollars	Percent	Dollars	Percent	Dollars	Percent
Los Angeles, Calif.											
—Continued											
Building construction											
Journeyman											
TRENCHING MACHINES (GROUP 6)	\$12.140	\$12.640	40.00	1.100	-	2.600	-	0.850	-	0.100	-
CANAL LINER OPERATORS (GROUP 9)	12.560	13.060	40.00	1.100	-	2.600	-	.850	-	.100	-
GLAZIERS	10.119	10.658	40.00	1.070	-	2.600	-	-	8.00	-	5.00
LATHERS	12.000	12.000	40.00	.760	-	1.090	-	.500	-	.120	-
MACHINISTS	12.400	14.400	40.00	.749	-	.900	-	-	-	-	-
MARBLE SETTERS	11.600	12.850	40.00	1.150	-	1.650	-	.500	-	.250	-
MOSAIC AND TERRAZZO WORKERS	11.520	12.470	40.00	1.000	-	1.800	-	1.000	-	-	-
PAINTERS	12.050	12.730	35.00	.860	-	.800	-	.600	-	.140	-
SWING STAGE	12.300	12.980	35.00	.860	-	.800	-	.600	-	.140	-
SWING STAGE OVER 13 STORIES	12.420	13.100	35.00	.860	-	.800	-	.600	-	.140	-
SPRAY	12.300	12.980	35.00	.860	-	.800	-	.600	-	.140	-
SWING STAGE	12.550	13.230	35.00	.860	-	.800	-	.600	-	.140	-
SWING STAGE OVER 13 STORIES	12.670	13.350	35.00	.860	-	.800	-	.600	-	.140	-
STRUCTURAL STEEL AND BRIDGE	12.170	12.880	35.00	.860	-	.800	-	.600	-	.140	-
STRUCTURAL STEEL SWING STRUCTURAL STEEL OVER 13 STORIES	12.450	13.130	35.00	.860	-	.800	-	.600	-	.140	-
PAPERHANGERS	12.570	13.250	35.00	.860	-	.800	-	.600	-	.140	-
PIPEFITTERS	12.300	12.980	35.00	.860	-	.800	-	.600	-	.140	-
REFRIGERATION FITTERS	12.430	13.120	36.00	1.950	-	1.900	-	1.520	-	.380	-
REFRIGERATION FITTERS	12.530	13.220	36.00	1.950	-	1.900	-	1.520	-	.380	-
SPRINKLER FITTERS	13.670	14.470	32.00	.830	-	1.550	-	1.400	-	-	-
PLASTERERS	12.335	13.335	40.00	.980	-	1.850	-	.650	-	.250	-
PLUMBERS	13.120	13.830	36.00	-	10.00	-	16.00	-	13.00	-	2.00
REINFORCING IRON WORKERS	12.000	12.500	40.00	1.390	-	2.820	-	1.900	-	.040	-
ROOFERS	11.070	11.620	40.00	.970	-	1.750	-	1.250	-	.180	-
SHEET-METAL WORKERS	12.196	13.194	40.00	1.140	-	2.520	-	-	5.00	.240	5.00
STONEMASONS	11.600	12.850	40.00	1.150	-	1.650	-	.500	-	.250	-
STRUCTURAL IRON WORKERS	12.000	12.500	40.00	1.390	-	2.820	-	1.900	-	.110	-
TILE LAYERS	11.620	12.560	40.00	1.060	-	1.400	-	1.250	-	.230	-
Helpers and laborers											
BRICKLAYERS' TENDERS	8.980	9.480	40.00	1.250	-	2.550	-	.700	-	.240	-
BUILDING LABORERS	8.450	8.980	40.00	1.250	-	2.550	-	.700	-	.260	-
ELEVATOR CONSTRUCTORS' HELPERS	9.390	9.390	40.00	.895	-	.690	-	-	8.00	.030	2.80
MARBLE SETTERS' HELPERS	7.950	8.880	40.00	1.490	-	1.470	-	.600	-	-	-
PLASTERERS' LABORERS	11.075	11.875	40.00	1.250	-	2.550	-	1.000	-	.050	-
TILE LAYERS' FINISHERS	9.460	10.710	40.00	1.490	-	1.470	-	.600	-	.230	-
CERTIFIED	9.740	10.990	40.00	1.490	-	1.470	-	.600	-	.230	-
Louisville, Ky.											
Building construction											
Journeyman											
ASBESTOS WORKERS	10.730	11.850	40.00	.600	-	1.000	-	1.000	-	.020	-
BOILERMAKERS	9.800	10.700	40.00	1.050	-	1.100	-	-	-	1.500	-
BRICKLAYERS	10.440	10.690	40.00	.500	-	.400	-	.750	-	.080	-
CLEANERS, POINTERS, AND CAULKERS	10.440	10.690	40.00	.500	-	.400	-	.750	-	.080	-
CARPENTERS	10.350	10.750	40.00	.550	-	.550	-	-	-	.020	-
MILLWRIGHTS	10.750	11.750	40.00	.550	-	.850	-	1.000	-	-	-
PILEDRIVERS	10.600	11.000	40.00	.550	-	.550	-	-	-	.020	-
CEMENT FINISHERS	9.480	9.780	40.00	1.000	-	.700	-	-	-	-	-
ELECTRICIANS (INSIDE WIRERS)	11.900	12.800	40.00	.500	-	.600	3.00	.500	-	-	1.00

See footnotes at end of table.

Table 19. Continued—Wage rates, hours, and employer contributions for selected benefits: Selected cities

(Union building trades)

City and job classification	July 3, 1978		July 2, 1979								
	Rate per hour ¹	Rate per hour ¹	Hours per week ²	Employer contributions for selected benefits ³							
				Insurance ⁴		Pension		Vacation		Other ⁵	
				Dollars	Percent	Dollars	Percent	Dollars	Percent	Dollars	Percent
Louisville, Ky.											
—Continued											
Building construction											
Journeyman											
ELEVATOR CONSTRUCTORS ...	\$11.895	\$12.575	40.00	1.045	-	0.690	-	-	6.00	0.035	2.69
ENGINEERS-POWER EQUIPMENT OPERATORS: HEAVY EQUIPMENT--MIXERS (21 CU. FT. OR OVER), CRANES, DERRICKS, DRAGLINES, SHOVELS, BULLDOZERS, HOISTS (2 DRUMS OR MORE)	11.000	11.600	40.00	.500	-	.800	-	-	-	.020	-
MEDIUM EQUIPMENT--MIXERS (UNDER 21 CU. FT.), COMPRESSORS (OVER 900 CU. FT.), TRACTORS (50 HP. AND OVER)	8.410	8.860	40.00	.500	-	.800	-	-	-	.020	-
LIGHT EQUIPMENT--OILERS, PUMPS, EARTH ROLLERS, TRACTORS (UNDER 50 HP.)	7.690	8.090	40.00	.500	-	.800	-	-	-	.020	-
GLAZIERS	9.970	10.650	40.00	1.000	-	.550	-	-	-	-	-
LATHERS	10.990	11.490	40.00	-	-	.200	-	0.300	-	.100	-
MACHINISTS	12.200	13.200	40.00	.800	-	-	-	-	5.00	-	3.08
MARBLE SETTERS	9.600	10.350	40.00	.500	-	.400	-	.750	-	.050	-
MOSAIC AND TERRAZZO WORKERS	9.600	10.350	40.00	.500	-	.400	-	.750	-	.050	-
PAINTERS, BRUSH	9.020	9.830	40.00	.350	-	.200	-	-	-	-	-
SPRAY	9.470	10.280	40.00	.350	-	.200	-	-	-	-	-
PIPEFITTERS	11.240	11.770	40.00	.750	-	1.400	-	1.000	-	.060	-
PLASTERERS	10.100	10.350	40.00	-	-	-	-	-	-	1.100	-
PLUMBERS	11.580	12.060	40.00	.800	-	1.240	-	.770	-	.060	-
RESIDENTIAL	7.530	7.840	40.00	.800	-	1.240	-	.770	-	.060	-
REINFORCING IRON WORKERS	10.500	11.000	40.00	1.000	-	1.850	-	1.000	-	.060	-
ROOFERS, COMPOSITION	8.300	8.800	40.00	.650	-	.450	-	-	-	.100	-
ROOFERS, SLATE AND TILE	8.700	9.200	40.00	.650	-	.450	-	-	-	.100	-
SHEET-METAL WORKERS	11.050	11.680	40.00	.900	-	1.260	-	.600	-	.120	3.00
STONEMASONS	10.440	10.690	40.00	.500	-	.400	-	.750	-	.080	-
STRUCTURAL IRON WORKERS	10.500	11.000	40.00	1.000	-	1.850	-	1.000	-	.060	-
TILE LAYERS	9.600	10.350	40.00	.500	-	.400	-	.750	-	.050	-
Helpers and laborers											
CONSTRUCTION LABORERS: GROUP II--GENERAL LABORERS; CEMENT FINISHERS' TENDERS; CARPENTERS' TENDERS	7.930	8.300	40.00	.350	-	.600	-	-	-	.020	-
GROUP III--PIPELAYERS; FIBRATOR OPERATORS; CONCRETE SAW OPERATORS; ASPHALT OPERATORS	8.130	8.500	40.00	.350	-	.600	-	-	-	.020	-
GROUP IV--MASON TENDERS; AIR TRACK DRILLERS	8.280	8.650	40.00	.350	-	.600	-	-	-	.020	-
ELEVATOR CONSTRUCTORS' HELPERS	8.330	8.800	40.00	1.045	-	.690	-	-	6.00	.035	2.69
MARBLE SETTERS' HELPERS	8.850	9.400	40.00	-	-	-	-	-	-	.050	-
PLUMBERS' LABORERS	5.780	5.780	40.00	.800	-	-	-	-	-	-	-
ROOFERS' HELPERS	4.150	4.400	40.00	.650	-	.450	-	-	-	.100	-
TERRAZZO WORKERS' LABORERS, BASE GRINDERS, FLOOR MACHINES-FLAT GRINDERS	8.850	9.400	40.00	-	-	-	-	-	-	.050	-

See footnotes at end of table.

Table 19. Continued—Wage rates, hours, and employer contributions for selected benefits: Selected cities

(Union building trades)

City and job classification	July 3, 1978			July 2, 1979							
	Rate per hour ¹	Rate per hour ¹	Hours per week ²	Employer contributions for selected benefits ³							
				Insurance ⁴		Pension		Vacation		Other ⁵	
				Dollars	Percent	Dollars	Percent	Dollars	Percent	Dollars	Percent
Louisville, Ky.—Continued											
Building construction											
Helpers and laborers											
TILE LAYERS' HELPERS	\$8.850	\$9.400	40.00	-	-	-	-	-	-	0.050	-
Highway and street construction											
Journeymen											
CARPENTERS	9.210	10.010	40.00	.550	-	0.300	-	-	-	.020	-
PILEDRIVERS	9.460	10.260	40.00	.550	-	.300	-	-	-	.020	-
Helpers and laborers											
CONSTRUCTION LABORERS:											
GROUP I--GENERAL LABORERS, CONCRETE AND ASPHALT LABORERS, CARPENTERS' TENDERS, DRILL HELPERS											
	8.070	8.620	40.00	.350	-	.600	-	-	-	.020	-
GROUP II--JACKHAMMER OPERATORS, CONCRETE SAW OPERATORS, SAND BLASTERS, WELDERS											
	8.320	8.870	40.00	.350	-	.600	-	-	-	.020	-
GROUP III--POWDERMEN, BLASTERS, TUNNEL LABORERS (FREE AIR)											
	8.370	8.920	40.00	.350	-	.600	-	-	-	.020	-
GROUP IV--MINERS, DRILLERS (FREE AIR), TUNNEL BLASTERS											
	8.970	9.520	40.00	.350	-	.600	-	-	-	.020	-
Other heavy construction											
Journeymen											
CARPENTERS	9.210	10.310	40.00	.550	-	.300	-	-	-	.020	-
MILLWRIGHTS	9.960	11.060	40.00	.550	-	.300	-	-	-	.020	-
PILEDRIVERS	9.460	10.560	40.00	.550	-	.300	-	-	-	.020	-
ENGINEERS--POWER EQUIPMENT OPERATORS:											
HEAVY EQUIPMENT--MIXERS (21 CU. FT. OR OVER), CRANES, DERRICKS, DRAGLINES, SHOVELS, BULLDOZERS, HOISTS (2 DRUMS OR MORE)											
	10.400	11.420	40.00	.500	-	.800	-	-	-	-	-
MEDIUM EQUIPMENT--MIXERS (UNDER 21 CU. FT.), COMPRESSORS (OVER 900 CU FT), TRACTORS (50 HP AND OVER)											
	8.100	8.770	40.00	.500	-	.800	-	-	-	-	-
LIGHT EQUIPMENT--OILERS, PUMPS, EARTH ROLLERS, TRACTORS (UNDER 50 HP.)											
	7.440	8.020	40.00	.500	-	.800	-	-	-	-	-

See footnotes at end of table.

Table 19. Continued—Wage rates, hours, and employer contributions for selected benefits: Selected cities

(Union building trades)

City and job classification	July 3, 1978			July 2, 1979							
	Rate per hour ¹	Rate per hour ¹	Hours per week ²	Employer contributions for selected benefits ³							
				Insurance ⁴		Pension		Vacation		Other ⁵	
				Dollars	Percent	Dollars	Percent	Dollars	Percent	Dollars	Percent
Louisville, Ky.											
—Continued											
Other heavy construction											
Helpers and laborers											
CONSTRUCTION LABORERS:											
GROUP I--GENERAL LABORERS, CONCRETE AND ASPHALT LABORERS, CARPENTERS' TENDERS, DRILL HELPERS											
	\$8.070	\$8.620	40.00	0.350	-	0.600	-	-	-	0.020	-
GROUP II--JACKHAMMER OPERATORS, CONCRETE SAW OPERATORS, SAND BLASTERS, WELDERS											
	8.320	8.870	40.00	.350	-	.600	-	-	-	.020	-
GROUP III--POWDERMEN, BLASTERS, TUNNEL LABORERS (FREE AIR)											
	8.370	8.920	40.00	.350	-	.600	-	-	-	.020	-
GROUP IV--MINERS, DRILLERS (FREE AIR), TUNNEL BLASTERS											
	8.970	9.520	40.00	.350	-	.600	-	-	-	.020	-
Memphis, Tenn.											
Building construction											
Journeyman											
ASBESTOS WORKERS											
	10.800	11.100	40.00	.650	-	1.000	-	0.700	-	-	-
BOILERMAKERS											
	9.950	10.700	40.00	1.050	-	1.100	-	-	-	-	-
BRICKLAYERS											
	10.650	11.600	40.00	.630	-	.300	-	.250	-	.200	-
POINTERS AND CAULKERS ..											
	10.400	11.350	40.00	.630	-	.300	-	.250	-	.200	-
CARPENTERS											
	9.800	10.050	40.00	.650	-	.600	-	-	-	-	-
FLOOR LAYERS											
	9.800	10.050	40.00	.650	-	.600	-	-	-	-	-
PILEDRIVERS											
	9.800	10.050	40.00	.650	-	.600	-	-	-	-	-
CEMENT FINISHERS											
	9.725	9.875	40.00	.650	-	.750	-	-	-	-	-
MACHINE OPERATORS											
	9.975	10.125	40.00	.650	-	.750	-	-	-	-	-
DRYWALL TAPERS (FINISHERS)											
	9.400	10.050	40.00	.550	-	.500	-	-	-	-	-
ELECTRICIANS (INSIDE WIRERS)											
	10.930	12.130	40.00	.900	-	.500	3.00	-	-	-	1.00
ELEVATOR CONSTRUCTORS ...											
	10.560	10.560	40.00	.895	-	.560	-	-	6.00	.025	2.69
ENGINEERS--POWER EQUIPMENT OPERATORS:											
CLASS A--CRANES, DERICKS, DRAGLINES, TRENCHING MACHINES (18 IN. AND OVER), PILEDRIVERS, HOISTS (3 DRUMS), SHOVELS, BULLDOZERS											
	9.725	10.025	40.00	.500	-	.500	-	-	-	.100	-
CLASS B--TRENCHING MACHINES (18 IN. AND SMALLER), ELEVATING OR BLADE GRADERS, HOISTS (1 AND 2 DRUMS), MIXERS											
	9.295	9.595	40.00	.500	-	.500	-	-	-	.100	-
CLASS C--AIR COMPRESSORS (STATIONARY), PUMPS (LARGER THAN 4 IN.), TRACTORS (40 HP. AND LESS)											
	8.595	8.895	40.00	.500	-	.500	-	-	-	.100	-
CLASS D--AIR COMPRESSOR OPERATORS											
	8.195	8.495	40.00	.500	-	.500	-	-	-	.100	-
GLAZIERS											
	9.450	10.150	40.00	.750	-	.400	-	-	-	-	-
LATHERS											
	10.350	11.100	40.00	.500	-	-	-	-	-	.030	-
MARBLE SETTERS											
	8.470	8.910	40.00	.530	-	.360	-	-	-	-	-
MOSAIC AND TERRAZZO WORKERS											
	8.470	8.910	40.00	.530	-	.360	-	-	-	-	-

See footnotes at end of table.

Table 19. Continued--Wage rates, hours, and employer contributions for selected benefits: Selected cities

(Union building trades)

City and job classification	July 3, 1978		July 2, 1979								
	Rate per hour ¹	Rate per hour ¹	Hours per week ²	Employer contributions for selected benefits ³							
				Insurance ⁴		Pension		Vacation		Other ⁵	
				Dollars	Percent	Dollars	Percent	Dollars	Percent	Dollars	Percent
Memphis, Tenn.											
—Continued											
Building construction											
Journeyman											
PAINTERS:											
RESIDENTIAL	\$9.400	\$10.050	40.00	0.550	-	0.500	-	-	-	-	-
COMMERCIAL:											
BRUSH, ROLLER APPLI-											
CATOR	9.400	10.050	40.00	.550	-	.500	-	-	-	-	-
SPRAY, STEEL	9.650	10.300	40.00	.550	-	.500	-	-	-	-	-
PAPERHANGERS	9.400	10.050	40.00	.550	-	.500	-	-	-	-	-
PIPEFITTERS	11.270	12.420	40.00	.750	-	.300	-	-	-	¹⁹ 1.050	-
PLASTERERS	10.250	11.400	40.00	-	-	-	-	-	-	.280	-
PLUMBERS	11.770	12.670	40.00	.750	-	.500	-	0.500	-	-	-
REINFORCING IRON											
WORKERS	10.100	10.550	40.00	.730	-	.850	-	-	-	-	-
ROOFERS, COMPOSITION	9.700	10.000	40.00	-	-	.250	-	-	-	.030	-
ROOFERS, SLATE AND TILE	9.950	10.250	40.00	-	-	.250	-	-	-	.030	-
SHEET-METAL WORKERS	10.770	11.920	40.00	.800	-	.250	-	⁶ .550	-	²⁶ .520	-
STONEMASONS	10.650	11.600	40.00	.630	-	.300	-	⁶ .250	-	.200	-
STRUCTURAL IRON WORKERS	10.100	10.550	40.00	.730	-	.850	-	-	-	-	-
SHEETERS	10.350	10.800	40.00	.730	-	.850	-	-	-	-	-
TILE LAYERS	8.470	8.910	40.00	.530	-	.360	-	-	-	-	-
Helpers and laborers											
BRICKLAYERS' TENDERS	7.450	7.950	40.00	.300	-	.400	-	-	-	.100	-
MORTAR MIXER											
OPERATORS	7.550	8.050	40.00	.300	-	.400	-	-	-	.100	-
BUILDING LABORERS	6.975	7.185	40.00	.300	-	.400	-	-	-	.120	-
COMPOSITION ROOFERS'											
HELPERS	6.975	7.185	40.00	.300	-	.400	-	-	-	.120	-
ELEVATOR CONSTRUCTORS'											
HELPERS	7.392	7.392	40.00	.895	-	.560	-	-	6.00	.025	2.69
PLASTERERS' TENDERS	7.450	7.950	40.00	.300	-	.400	-	-	-	.100	-
PLUMBERS' LABORERS	6.975	7.185	40.00	.300	-	.400	-	-	-	.120	-
Miami, Fla.											
Building construction											
Journeyman											
ASBESTOS WORKERS	9.650	10.600	40.00	.650	-	.650	-	⁶ 1.500	-	-	-
BOILERMAKERS	10.950	11.700	40.00	1.050	-	1.100	-	-	-	-	-
BRICKLAYERS	9.900	10.650	40.00	.700	-	.620	-	⁶ .250	-	.020	-
CARPENTERS	9.200	10.000	40.00	.800	-	.550	-	-	-	-	-
MILLWRIGHTS	10.020	10.820	40.00	.550	-	.700	-	-	-	-	-
PILEDRIERS	9.400	10.200	40.00	.550	-	.700	-	-	-	.020	-
RESIDENTIAL	6.500	7.550	40.00	.800	-	.550	-	-	-	-	-
CEMENT FINISHERS	9.900	10.650	40.00	.700	-	.620	-	⁶ .250	-	.020	-
DRYWALL TAPERS											
(FINISHERS)	9.400	9.750	40.00	.550	-	.600	-	-	-	.040	-
ELECTRICIANS (INSIDE											
WIRES)	11.250	11.500	40.00	-	7.00	-	6.00	⁶ .500	-	-	1.00
ELEVATOR CONSTRUCTORS ...	10.860	10.910	40.00	.895	-	.690	-	-	6.00	.030	2.69
ENGINEERS--POWER EQUIP-											
MENT OPERATORS:											
GROUP A--CRANES, DER-											
RICKS, HOISTS (2											
DRUMS OR MORE)	10.250	11.000	40.00	.500	-	.450	-	-	-	-	-

See footnotes at end of table.

Table 19. Continued—Wage rates, hours, and employer contributions for selected benefits: Selected cities

(Union building trades)

City and job classification	July 3, 1978			July 2, 1979							
	Rate per hour ¹	Rate per hour ¹	Hours per week ²	Employer contributions for selected benefits ³							
				Insurance ⁴		Pension		Vacation		Other ⁵	
				Dollars	Percent	Dollars	Percent	Dollars	Percent	Dollars	Percent
Miami, Fla.											
—Continued											
Building construction											
Journeyman											
GROUP B--DRAGLINES, BACKHOES, FORKLIFTS, HOISTS (1 DRUM), FINISH GRADER OPERATORS	\$9.560	\$10.280	40.00	0.500	-	0.450	-	-	-	-	-
GROUP C--BULLDOZERS, SCRAPERS, MOTOR GRADERS, TRENCHING MACHINES, FRONT-END LOADERS, WINCHES, AIR COMPRESSORS (ABOVE 125 CFM)	8.710	9.340	40.00	.500	-	.450	-	-	-	-	-
GROUP D--ROLLERS, FINISHING MACHINES, TRACTORS, MIXERS, OILERS-DRIVERS	8.010	8.560	40.00	.500	-	.450	-	-	-	-	-
GROUP E--DRIVERS, OILERS ON CRAWLER CRANES	7.010	7.510	40.00	.500	-	.450	-	-	-	-	-
GLAZIERS	8.900	9.750	40.00	.650	-	.450	-	0.500	-	-	-
LATHERS	9.650	10.050	40.00	.550	-	.250	-	-	-	-	-
MARBLE SETTERS	9.900	10.650	40.00	.700	-	.620	-	.250	-	0.020	-
MARBLE POLISHERS	9.100	9.850	40.00	.500	-	.450	-	.750	-	-	-
SURFACING MACHINE OPERATORS	9.100	9.850	40.00	.500	-	.450	-	.750	-	-	-
FLOOR SURFACING (5 HP AND UNDER)	9.600	10.350	40.00	.500	-	.450	-	.750	-	-	-
FLOOR SURFACING (OVER 5 HP)	9.600	9.350	40.00	.500	-	.450	-	.750	-	-	-
MOSAIC AND TERRAZZO WORKERS	9.900	10.650	40.00	.700	-	.620	-	.250	-	.020	-
PAINTERS	9.150	9.500	40.00	.550	-	.600	-	-	-	.040	-
SCAFFOLD	9.550	9.900	40.00	.550	-	.600	-	-	-	.040	-
SPRAY	9.650	10.000	40.00	.550	-	.600	-	-	-	.040	-
RESIDENTIAL (REPAINT)	6.650	7.000	40.00	.550	-	.600	-	-	-	.040	-
PAPERHANGERS	9.400	9.750	40.00	.550	-	.600	-	-	-	.040	-
PIPEFITTERS, COMMERCIAL	10.280	10.530	40.00	1.080	-	1.000	-	.500	-	.070	-
PIPEFITTERS, RESIDENTIAL	6.050	6.300	40.00	1.080	-	1.000	-	-	-	.070	-
PLASTERERS	9.900	10.650	40.00	.700	-	.620	-	.250	-	.020	-
PLUMBERS	8.220	9.820	40.00	.920	-	1.300	-	.600	-	-	-
REINFORCING IRON WORKERS	10.000	11.000	40.00	.980	-	1.000	-	-	-	.040	-
ROOFERS, COMPOSITION	9.370	10.380	40.00	.830	-	.350	-	.500	-	-	-
ROOFERS, SLATE AND TILE	9.620	10.630	40.00	.830	-	.350	-	.500	-	-	-
SHEET-METAL WORKERS: COMMERCIAL	10.700	11.230	40.00	.750	-	.720	-	.600	-	-	-
RESIDENTIAL: AGREEMENT A	6.550	6.550	40.00	.750	-	.720	-	-	-	-	-
AGREEMENT B	4.200	4.200	40.00	.750	-	.720	-	-	-	-	-
STONEMASONS	9.900	10.650	40.00	.700	-	.620	-	.250	-	.020	-
STRUCTURAL IRON WORKERS	10.000	11.000	40.00	.980	-	1.000	-	-	-	.040	-
TILE LAYERS	9.900	10.650	40.00	.700	-	.620	-	.250	-	.020	-
Helpers and laborers											
BRICKLAYERS' TENDERS	6.900	7.300	40.00	1.020	-	.550	-	-	-	.050	-
BUILDING LABORERS	6.800	7.200	40.00	1.020	-	.550	-	-	-	.050	-
ELEVATOR CONSTRUCTORS' HELPERS	7.600	7.810	40.00	.895	-	.690	-	-	6.00	.030	2.69
MARBLE, TILE, AND TERRAZZO FINISHERS	8.250	9.000	40.00	.500	-	.450	-	.750	-	-	-
PIPEFITTERS' HELPERS	3.250	3.250	40.00	-	-	-	-	-	-	-	-
PLASTERERS' LABORERS	7.080	7.480	40.00	1.170	-	.550	-	-	-	.050	-
PLUMBERS' LABORERS	6.800	7.200	40.00	1.020	-	.550	-	-	-	.050	-
ROOFERS' HELPERS	5.170	5.840	40.00	.830	-	.150	-	.500	-	-	-
KETTLEMEN AND MORTARMEN	6.070	7.180	40.00	.830	-	.150	-	.500	-	-	-

See footnotes at end of table.

Table 19. Continued—Wage rates, hours, and employer contributions for selected benefits: Selected cities

(Union building trades)

City and job classification	July 3, 1978			July 2, 1979							
	Rate per hour ¹	Rate per hour ¹	Hours per week ²	Employer contributions for selected benefits ³							
				Insurance ⁴		Pension		Vacation		Other ⁵	
				Dollars	Percent	Dollars	Percent	Dollars	Percent	Dollars	Percent
Miami, Fla.											
—Continued											
Highway and street construction											
Journeyman											
PILEDRIVERS	\$8.460	\$9.180	40.00	0.550	-	0.700	-	-	-	0.020	-
Other heavy construction											
Journeyman											
ENGINEERS-POWER EQUIPMENT OPERATORS: CLASS A--CRANES, DERRICKS, HOISTS (2 DRUMS)	9.050	9.750	40.00	.500	-	.450	-	-	-	-	-
CLASS B--DRAGLINES, BACKHOES, HOISTS (1 DRUM), GRADEALLS, GRADERS	8.010	8.660	40.00	.500	-	.450	-	-	-	-	-
CLASS C--BULLDOZERS, FORKLIFTS, WINCH TRUCKS, FRONT-END LOADERS, PUMPS (3 IN OR LARGER)	7.760	8.410	40.00	.500	-	.450	-	-	-	-	-
CLASS D--COMPRESSORS, (ABOVE 125 CFM), SCRAPERS, TRENCHERS	7.210	7.760	40.00	.500	-	.450	-	-	-	-	-
CLASS E--FINISHING MACHINES, TRACTORS, OILERS	6.910	7.410	40.00	.500	-	.450	-	-	-	-	-
PILEDRIVERS	8.460	9.180	40.00	.550	-	.700	-	-	-	.020	-
Milwaukee, Wisc.											
Building construction											
Journeyman											
ASBESTOS WORKERS	11.150	12.550	40.00	.950	-	1.000	-	1.250	-	.040	-
BOILERMAKERS	11.000	12.000	40.00	1.150	-	1.000	-	-	-	-	-
BRICKLAYERS	11.410	12.270	40.00	1.200	-	1.200	-	.550	-	.180	-
SEWER TUNNEL, CAISSON ..	11.410	12.270	40.00	1.200	-	1.200	-	.550	-	.180	-
TUCK POINTERS	11.410	12.270	40.00	1.200	-	1.200	-	.550	-	.180	-
CARPENTERS	11.170	11.870	40.00	1.100	-	1.000	-	.500	-	.070	-
PILEDRIVERS	11.750	12.570	40.00	1.100	-	1.000	-	.500	-	.070	-
MILLWRIGHTS	11.860	12.680	40.00	1.100	-	1.000	-	.500	-	.070	-
CEMENT FINISHERS	10.550	11.330	40.00	1.250	-	1.000	-	.500	-	.070	-
DRYWALL TAPERS (FINISHERS)	10.350	11.300	40.00	1.060	-	1.000	-	.500	-	.060	-
ELECTRICIANS (INSIDE WIRERS)	12.000	12.790	40.00	1.100	-	.450	3.00	-	10.00	-	-
ELEVATOR CONSTRUCTORS ..	12.295	13.240	40.00	1.045	-	.690	-	-	6.00	.030	2.69
ENGINEERS-POWER EQUIPMENT OPERATORS: HEAVY EQUIPMENT: CRANES, DERRICKS, SHOVELS	11.570	12.420	40.00	1.050	-	1.100	-	-	-	.050	-
MEDIUM EQUIPMENT: MIXERS	11.020	11.870	40.00	1.050	-	1.100	-	-	-	.050	-
TRACTORS OR BULLDOZERS OVER 40 HORSEPOWER	11.320	12.170	40.00	1.050	-	1.100	-	-	-	.050	-
LIGHT EQUIPMENT: FIREMEN (PILEDRIVER AND DERRICK)	10.610	11.360	40.00	1.050	-	1.100	-	-	-	.050	-
PUMPS	10.320	11.020	40.00	1.050	-	1.100	-	-	-	.050	-
HOISTS, FORKLIFTS, BOATS	10.920	11.770	40.00	1.050	-	1.100	-	-	-	.050	-

See footnotes at end of table.

Table 19. Continued—Wage rates, hours, and employer contributions for selected benefits: Selected cities

(Union building trades)

City and job classification	July 3, 1978			July 2, 1979							
	Rate per hour ¹	Rate per hour ¹	Hours per week ²	Employer contributions for selected benefits ³							
				Insurance ⁴		Pension		Vacation		Other ⁵	
				Dollars	Percent	Dollars	Percent	Dollars	Percent	Dollars	Percent
Milwaukee, Wisc.											
—Continued											
Building construction											
Journeyman											
GLAZIERS	\$11.190	\$12.090	40.00	0.920	-	0.700	-	⁶ 0.500	-	-	-
LATHERS	10.280	11.010	40.00	1.150	-	1.000	-	.900	-	0.010	-
MARBLE SETTERS	10.480	11.360	40.00	1.200	-	1.200	-	.550	-	.010	-
MOSAIC AND TERRAZZO											
WORKERS	11.110	12.010	40.00	1.200	-	1.200	-	.500	-	.190	-
PAINTERS	10.000	10.950	40.00	1.060	-	1.000	-	.500	-	.060	-
SWING STAGE:											
TO 80 FEET	10.150	11.100	40.00	1.060	-	1.000	-	.500	-	.060	-
80 FEET AND OVER	10.250	11.200	40.00	1.060	-	1.000	-	.500	-	.060	-
SPRAY	10.350	11.300	40.00	1.060	-	1.000	-	.500	-	.060	-
STRUCTURAL STEEL	10.350	11.300	40.00	1.060	-	1.000	-	.500	-	.060	-
PAPERHANGERS	10.100	11.050	40.00	1.060	-	1.000	-	.500	-	.060	-
PIPEFITTERS AND											
STEAMFITTERS	11.020	11.520	40.00	1.440	-	1.000	-	.850	-	.120	-
SPRINKLER FITTERS	10.850	11.550	40.00	.750	-	1.050	-	⁶ 1.850	-	-	-
PLASTERERS	10.180	10.910	40.00	1.300	-	1.000	-	.850	-	.060	-
PLUMBERS	11.820	12.770	40.00	1.100	-	1.200	-	.560	-	.150	-
REINFORCING IRON											
WORKERS	10.960	11.360	40.00	1.300	-	2.000	-	-	-	1.400	-
ROOFERS, COMPOSITION											
DAMP AND WATERPROOF											
ROOFERS	10.700	11.600	40.00	1.100	-	1.000	-	.500	-	.070	-
KETTLEMEN	10.700	11.600	40.00	1.100	-	1.000	-	.500	-	.070	-
MASTIC SPREADERS	10.900	11.800	40.00	1.100	-	1.000	-	.500	-	.070	-
ROOFERS, SLATE AND TILE	10.850	11.750	40.00	1.100	-	1.000	-	.500	-	.070	-
SHEET-METAL WORKERS	10.610	12.370	40.00	1.190	-	1.330	-	.750	-	.100	-
STONEMASONS	11.410	12.270	40.00	1.200	-	1.200	-	.550	-	.180	-
STRUCTURAL IRON WORKERS	10.960	11.360	40.00	1.300	-	2.000	-	-	-	1.400	-
MACHINERY MOVERS											
RIGGERS, STONE											
DERRICK MEN	10.960	11.360	40.00	1.300	-	2.000	-	-	-	1.400	-
TILE LAYERS	10.350	11.300	40.00	.850	-	1.000	-	.650	-	-	-
Helpers and laborers											
BRICKLAYERS' TENDERS	9.790	10.500	40.00	1.000	-	1.000	-	.500	-	.070	-
HOD CARRIERS AND MOR-											
TAR MIXERS											
BUILDING LABORERS	9.900	10.610	40.00	1.000	-	1.000	-	.500	-	.070	-
BUILDING LABORERS	9.790	10.500	40.00	1.000	-	1.000	-	.500	-	.070	-
COMPOSITION ROOFERS'											
HELPERS	9.890	10.600	40.00	1.100	-	1.000	-	.500	-	.070	-
ELEVATOR CONSTRUCTORS'											
HELPERS	8.610	9.270	40.00	1.045	-	.690	-	-	6.00	.030	2.69
MARBLE FINISHERS	9.630	10.150	40.00	.600	-	1.000	-	.650	-	-	-
PLASTERERS' LABORERS	9.900	10.610	40.00	1.000	-	1.000	-	.500	-	.070	-
PLUMBERS' LABORERS:											
FIRST	9.960	10.680	40.00	1.150	-	1.000	-	.500	-	.060	-
SECOND	9.850	10.570	40.00	1.150	-	1.000	-	.500	-	.060	-
TERRAZZO FINISHERS	9.650	10.860	40.00	.600	-	1.000	-	.650	-	-	-
BASE MACHINE											
OPERATORS	9.870	11.080	40.00	.600	-	1.000	-	.650	-	-	-
FLOOR MACHINE											
OPERATORS	9.650	10.860	40.00	.600	-	1.000	-	.650	-	-	-
TILE FINISHERS	9.550	9.950	40.00	.600	-	1.000	-	.650	-	-	-
Highway and street											
construction											
Journeyman											
ENGINEERS--POWER EQUIP-											
MENT OPERATORS:											
HEAVY--BITUMINOUS											
PAVER	10.920	11.720	40.00	1.050	-	.750	-	-	-	.050	-

See footnotes at end of table.

Table 19. Continued—Wage rates, hours, and employer contributions for selected benefits: Selected cities

(Union building trades)

City and job classification	July 3, 1978			July 2, 1979							
	Rate per hour ¹	Rate per hour ¹	Hours per week ²	Employer contributions for selected benefits ³							
				Insurance ⁴		Pension		Vacation		Other ⁵	
				Dollars	Percent	Dollars	Percent	Dollars	Percent	Dollars	Percent
Milwaukee, Wisc.—Continued											
Highway and street construction											
Journeyman											
MEDIUM EQUIPMENT: CONCRETE MIXERS	\$10.660	\$11.460	40.00	1.050	-	0.750	-	-	-	0.050	-
LIGHT EQUIPMENT: COMPRESSORS (300 CFM OR MORE)	10.370	11.170	40.00	1.050	-	.750	-	-	-	.050	-
CONCRETE BREAKER AND TAMPER, CONCRETE SPREADER	10.490	11.290	40.00	1.050	-	.750	-	-	-	.050	-
CRUSHER OR SCREENING PLANT, AUTOMATIC BELT CONVEYOR	10.280	11.080	40.00	1.050	-	.750	-	-	-	.050	-
PUMPS, OILER	10.160	10.960	40.00	1.050	-	.750	-	-	-	.050	-
SCREED (BITUMINOUS PAVER), SHOULDERING MACHINE	10.570	11.370	40.00	1.050	-	.750	-	-	-	.050	-
FIREMEN	10.410	11.210	40.00	1.050	-	.750	-	-	-	.050	-
Helpers and laborers											
GENERAL LABORERS	9.190	9.440	40.00	1.000	-	1.000	-	0.500	-	.040	-
ASPHALT LABORERS	8.610	9.010	40.00	1.000	-	1.000	-	.500	-	.040	-
LABORERS (STATE WORK) ..	8.610	9.010	40.00	1.000	-	1.000	-	.500	-	.040	-
Other heavy construction											
Journeyman											
CEMENT FINISHERS	10.700	11.480	40.00	1.250	-	1.000	-	.500	-	.070	-
Helpers and laborers											
UTILITY LABORERS	8.240	8.930	40.00	1.150	-	1.000	-	.500	-	.030	-
Minneapolis-St. Paul, Minn.											
Building construction											
Journeyman											
MINNEAPOLIS-ST. PAUL:											
ASBESTOS WORKERS	10.230	11.560	40.00	.600	-	1.000	-	^a 1.250	-	.100	-
BOILERMAKERS	11.000	12.000	40.00	1.150	-	1.000	-	-	-	-	-
ELEVATOR CONSTRUCTORS ENGINEERS-POWER EQUIPMENT OPERATORS: HEAVY EQUIPMENT: CRANES, SHOVELS, DERRICKS	11.400	11.900	40.00	.700	-	.550	-	-	-	-	-
PUMPCRETE OPER- ATORS	11.280	11.780	40.00	.700	-	.550	-	-	-	-	-
MEDIUM EQUIPMENT: HOISTS, 1-DRUM; CONCRETE MIX- ERS	11.200	11.700	40.00	.700	-	.550	-	-	-	-	-
MECHANICS OR WELDERS	11.280	11.780	40.00	.700	-	.550	-	-	-	-	-
LIGHT EQUIPMENT: COMPRESSORS	10.450	10.750	40.00	.700	-	.550	-	-	-	-	-
FIREMEN, 1ST CLASS LICENSE	10.930	11.430	40.00	.700	-	.550	-	-	-	-	-
OILERS	10.000	10.300	40.00	.700	-	.550	-	-	-	-	-
GLAZIERS	10.500	11.300	40.00	.450	-	.500	-	.350	-	-	-
MACHINISTS	11.600	12.600	40.00	-	-	-	-	-	10.00	-	2.31

See footnotes at end of table.

Table 19. Continued—Wage rates, hours, and employer contributions for selected benefits: Selected cities

(Union building trades)

City and job classification	July 3, 1978		July 2, 1979								
	Rate per hour ¹	Rate per hour ¹	Hours per week ²	Employer contributions for selected benefits ³							
				Insurance ⁴		Pension		Vacation		Other ⁵	
				Dollars	Percent	Dollars	Percent	Dollars	Percent	Dollars	Percent
Minneapolis-St. Paul, Minn.—Continued											
Building construction											
Journeyman											
MOSAIC AND TERRAZZO WORKERS	\$11.270	\$12.020	40.00	0.640	-	0.250	-	-	-	-	-
RODMEN	11.650	12.200	40.00	.850	-	.800	-	0.750	-	-	-
ROOFERS, COMPOSITION	9.950	10.750	40.00	.850	-	.350	-	1.000	-	0.040	-
ROOFERS, SLATE AND TILE	9.950	10.750	40.00	.850	-	.350	-	1.000	-	.040	-
STRUCTURAL IRON WORKERS	11.650	12.200	40.00	.850	-	.800	-	.750	-	-	-
FINISHERS	11.650	12.200	40.00	.850	-	.800	-	.750	-	-	-
TILE LAYERS	10.090	10.680	40.00	.720	-	.500	-	0.450	-	.350	-
MINNEAPOLIS:											
BRICKLAYERS	10.760	11.160	40.00	.655	-	.730	-	.700	-	.060	-
CEMENT BLOCK LAYERS	10.760	11.160	40.00	.655	-	.730	-	.700	-	.060	-
BLOCKLAYERS, POINTERS, SWING STAGE	11.060	11.460	40.00	.655	-	.730	-	.700	-	.060	-
CARPENTERS:											
OUTSIDE	10.460	11.060	40.00	.700	-	.550	-	.550	-	.030	-
MILLWRIGHTS	10.560	11.260	40.00	.700	-	.550	-	.550	-	.030	-
PILEDRIVERS	10.460	11.060	40.00	.700	-	.550	-	.550	-	.030	-
DRYWALL TAPERS	10.610	11.110	40.00	.650	-	-	-	0.650	-	.110	-
CEMENT FINISHERS	10.880	11.630	40.00	.600	-	.600	-	-	-	-	-
COMPOSITION											
FLOOR FINISHERS	11.130	11.880	40.00	.600	-	.600	-	-	-	-	-
DRYWALL TAPERS	10.600	11.550	40.00	.500	-	.450	-	.700	-	.150	-
ELECTRICIANS (INSIDE WIRERS)	10.600	12.160	40.00	-	7.00	-	6.00	-	6.30	-	5.95
LATHERS	10.190	10.620	40.00	.500	-	1.000	-	.400	-	.450	-
MARBLE SETTERS	10.245	10.755	40.00	.655	-	.730	-	0.700	-	.100	-
PAPERHANGERS	10.260	10.810	40.00	.650	-	.400	-	0.400	-	.210	-
PAINTERS:											
BRUSH	10.260	10.810	40.00	.650	-	.400	-	0.400	-	.210	-
STEEL AND SWING STAGE-SPRAY	10.860	11.410	40.00	.650	-	.400	-	0.400	-	.210	-
PIPEFITTERS	11.140	11.490	40.00	.700	-	.530	-	1.500	-	.050	-
SPRINKLER FITTERS	11.530	12.330	40.00	.750	-	1.050	-	0.500	-	.200	-
PLASTERERS	10.600	11.550	40.00	.500	-	.450	-	.700	-	.150	-
PLUMBERS	11.090	11.240	40.00	.700	-	.630	-	1.750	-	.050	-
SHEET-METAL WORKERS											
WORKERS	11.220	11.910	40.00	.520	-	.920	-	1.000	-	.130	-
STONEMASONS	10.760	11.160	40.00	.655	-	.730	-	.700	-	.060	-
ST. PAUL:											
BRICKLAYERS	10.760	11.160	40.00	.655	-	.730	-	.700	-	.060	-
BLOCKLAYERS	10.760	11.160	40.00	.655	-	.730	-	.700	-	.060	-
POINTERS, CAULKERS, WHEN DONE ON SWING STAGE	11.060	11.460	40.00	.655	-	.730	-	.700	-	.060	-
CARPENTERS:											
OUTSIDE	10.460	11.060	40.00	.700	-	.550	-	.550	-	.030	-
MILLWRIGHTS	10.560	11.260	40.00	.700	-	.550	-	.550	-	.030	-
PILEDRIVERS	10.460	11.060	40.00	.700	-	.550	-	.550	-	.030	-
CEMENT FINISHERS	10.880	11.630	40.00	.600	-	.600	-	-	-	-	-
ELECTRICIANS (INSIDE WIRERS)											
WORKERS	11.200	11.850	40.00	-	5.75	-	5.88	-	11.25	-	1.38
MARBLE MASONS	10.760	11.160	40.00	.655	-	.730	-	0.700	-	.100	-
PIPEFITTERS AND STEAMFITTERS											
WORKERS	10.900	11.700	40.00	.570	-	.530	-	-	-	1.620	-
PAPERHANGERS	10.140	10.890	40.00	.550	-	.250	-	0.700	-	.130	-
PAINTERS:											
BRUSH	10.140	10.890	40.00	.550	-	.250	-	.700	-	.130	-
STEEL AND SWING STAGE - SPRAY	10.740	11.490	40.00	.550	-	.250	-	.700	-	.130	-
PLASTERERS	10.650	11.100	40.00	.700	-	.500	-	.900	-	.070	-
PLUMBERS	10.920	11.570	40.00	.700	-	.530	-	.670	-	.890	-

See footnotes at end of table.

Table 19. Continued—Wage rates, hours, and employer contributions for selected benefits: Selected cities

(Union building trades)

City and job classification	July 3, 1978			July 2, 1979							
	Rate per hour ¹	Rate per hour ¹	Hours per week ²	Employer contributions for selected benefits ³							
				Insurance ⁴		Pension		Vacation		Other ⁵	
				Dollars	Percent	Dollars	Percent	Dollars	Percent	Dollars	Percent
Minneapolis-St. Paul, Minn.—Continued											
Building construction											
Journeyman											
SHEET METAL WORKERS	\$10.710	\$11.410	40.00	0.790	-	1.000	-	1.150	-	0.200	-
STONEMASONS	10.760	11.160	40.00	.655	-	.730	-	.700	-	.060	-
Helpers and laborers											
MINNEAPOLIS-ST. PAUL:											
ELEVATOR CONSTRUCTORS' HELPERS:											
FIRST 6 MONTHS	5.655	5.935	40.00	1.045	-	.690	-	-	6.00	.030	2.69
AFTER 6 MONTHS	7.920	8.310	40.00	1.045	-	.690	-	-	6.00	.030	2.69
MARBLE SETTERS' HELPERS											
HELPERS	9.240	9.830	40.00	.720	-	.500	-	.420	-	.330	-
PLUMBERS' LABORERS:											
FIRST MAN	9.150	9.800	40.00	.600	-	.450	-	.400	-	-	-
SECOND MAN	8.950	9.600	40.00	.600	-	.450	-	.400	-	-	-
TERRAZZO WORKERS' HELPERS:											
1 YEAR SENIORITY	9.860	10.510	40.00	.640	-	-	-	.590	-	.200	-
2 YEARS SENIORITY	9.930	10.580	40.00	.640	-	-	-	.590	-	.200	-
BASE MACHINE:											
1 YEAR SENIORITY	10.190	10.840	40.00	.640	-	-	-	.590	-	.200	-
2 YEARS SENIORITY	10.260	10.910	40.00	.640	-	-	-	.590	-	.200	-
TILE LAYERS' HELPERS											
HELPERS	9.240	9.830	40.00	.720	-	.500	-	.420	-	.330	-
MINNEAPOLIS:											
BRICKLAYERS' TENDERS											
TENDERS	8.850	9.500	40.00	.600	-	.450	-	.400	-	-	-
MORTAR MIXERS	8.900	9.550	40.00	.600	-	.450	-	.400	-	-	-
BUILDING LABORERS	8.750	9.400	40.00	.600	-	.450	-	.400	-	-	-
PLASTERERS' TENDERS	10.060	10.760	40.00	.500	-	-	-	.650	-	.160	-
ST. PAUL:											
BRICKLAYERS' TENDERS											
TENDERS	8.850	9.500	40.00	.600	-	.450	-	.400	-	-	-
MORTAR MIXERS	8.900	9.550	40.00	.600	-	.450	-	.400	-	-	-
BUILDING LABORERS	8.750	9.400	40.00	.600	-	.450	-	.400	-	-	-
PLASTERERS' TENDERS	9.760	10.460	40.00	.600	-	.450	-	.400	-	-	-
Highway and street construction											
Journeyman											
CARPENTERS	10.460	11.060	40.00	.700	-	.550	-	.550	-	-	-
CEMENT FINISHERS	10.880	11.630	40.00	.600	-	.600	-	-	-	-	-
ENGINEERS-POWER EQUIPMENT OPERATORS:											
HEAVY EQUIPMENT:											
SHOVELS TO 3 CU YDS. DREDGE OPERATORS AND ENGINEERS, DERRICK OPERATORS	11.150	11.650	40.00	.700	-	.550	-	-	-	-	-
MEDIUM EQUIPMENT:											
MECHANICS, WELDERS	10.930	11.430	40.00	.700	-	.550	-	-	-	-	-
SCRAPERS	11.020	11.520	40.00	.700	-	.550	-	-	-	-	-
FINISHING GRADERS OR MOTOR OPERATORS	11.150	11.650	40.00	.700	-	.550	-	-	-	-	-
LIGHT EQUIPMENT:											
PUMPS, COMPRESSORS, LOADERS OR BARBER GREENE PATROL	10.150	10.550	40.00	.700	-	.550	-	-	-	-	-

See footnotes at end of table.

Table 19. Continued—Wage rates, hours, and employer contributions for selected benefits: Selected cities

(Union building trades)

City and job classification	July 3, 1978			July 2, 1979							
	Rate per hour ¹	Rate per hour ¹	Hours per week ²	Employer contributions for selected benefits ³							
				Insurance ⁴		Pension		Vacation		Other ⁵	
				Dollars	Percent	Dollars	Percent	Dollars	Percent	Dollars	Percent
Minneapolis-St. Paul, Minn.—Continued											
Highway and street construction											
Helpers and laborers											
CONSTRUCTION LABORERS	\$8.700	\$9.350	40.00	0.600	-	0.450	-	0.400	-	-	-
Other heavy construction											
Journeyman											
CARPENTERS	10.460	11.060	40.00	.700	-	.550	-	.550	-	-	-
ST. PAUL	10.880	11.630	40.00	.600	-	.600	-	-	-	-	-
ENGINEERS-POWER EQUIPMENT OPERATORS: HEAVY EQUIPMENT: SHOVELS TO 3 CU YDS, DREDGE OPERATORS AND ENGINEERS, DERRICK OPERATORS	11.150	11.650	40.00	.700	-	.550	-	-	-	-	-
MEDIUM EQUIPMENT: MECHANICS, WELDERS	10.930	11.430	40.00	.700	-	.550	-	-	-	-	-
SCRAPERS	11.020	11.520	40.00	.700	-	.550	-	-	-	-	-
FINISHING GRADERS OR MOTOR PATROL	11.150	11.650	40.00	.700	-	.550	-	-	-	-	-
LIGHT EQUIPMENT: PUMPS, COMPRESSORS, LOADERS OR BARBER GREENE OPERATORS	10.150	10.550	40.00	.700	-	.550	-	-	-	-	-
Helpers and laborers											
CONSTRUCTION LABORERS	8.700	9.350	40.00	.600	-	.450	-	.400	-	-	-
Nashville-Davidson, Tenn.											
Building construction											
Journeyman											
ASBESTOS WORKERS	10.550	11.100	40.00	.650	-	.950	-	1.000	-	-	-
BOILERMAKERS	9.950	10.700	40.00	1.050	-	1.100	-	-	-	-	-
BRICKLAYERS	9.250	10.350	40.00	-	-	.500	-	-	-	0.020	-
CARPENTERS	10.000	10.850	40.00	-	-	.250	-	-	-	.020	-
MILLWRIGHTS	10.750	11.770	40.00	.150	-	.100	-	-	-	.020	-
CEMENT FINISHERS	8.100	8.800	40.00	.250	-	-	-	-	-	.020	-
DRYWALL TAPERS (FINISHERS)	8.400	9.300	40.00	.400	-	.500	-	-	-	-	-
ELECTRICIANS (INSIDE WIRERS)	9.700	11.400	40.00	.550	-	-	3.00	-	-	-	1.00
ELEVATOR CONSTRUCTORS	9.355	10.130	40.00	.895	-	.690	-	-	6.00	.030	2.69
ENGINEERS-POWER EQUIPMENT OPERATORS: CLASS A-CENTRAL COM- PRESSORS, CRANES, DERRICKS, DRAGLINES, HOISTS (MORE THAN 1 (DRUM), PILEDRIERS, SHOVELS, TRENCH MA- CHINES (18 IN OR OVER)	9.500	10.230	40.00	.500	-	.450	-	-	-	.020	-

See footnotes at end of table.

Table 19. Continued—Wage rates, hours, and employer contributions for selected benefits: Selected cities

(Union building trades)

City and job classification	July 3, 1978		July 2, 1979								
	Rate per hour ¹	Rate per hour ¹	Hours per week ²	Employer contributions for selected benefits ³							
				Insurance ⁴		Pension		Vacation		Other ⁵	
				Dollars	Percent	Dollars	Percent	Dollars	Percent	Dollars	Percent
Nashville-Davidson, Tenn.											
—Continued											
Building construction											
Journeyman											
CLASS B--BLADE GRADERS, CONVEYORS, HOIST (1 DRUM), PAVERS, TANDEM ROLLERS, TRACTORS, TRENCH MACHINES (18 IN OR SMALLER)	\$8.960	\$9.650	40.00	0.500	-	0.450	-	-	-	0.020	-
CLASS C--AIR COMPRESSORS (STATIONARY), EARTH DRILLS, MOTOR CRANE DRIVERS, OILERS, PUMPS (4 IN AND LARGER)	8.430	9.070	40.00	.500	-	.450	-	-	-	.020	-
CLASS D--AIR COMPRESSORS, OILERS, WELDING MACHINE OPERATORS, DECKHANDS	8.000	8.610	40.00	.500	-	.450	-	-	-	.020	-
GLAZIERS	8.400	9.000	40.00	.600	-	.500	-	⁶ 0.500	-	-	2.31
LATHERS	8.650	8.900	40.00	-	-	.200	-	.650	-	.070	-
PAINTERS	8.150	9.050	40.00	.400	-	.500	-	-	-	-	-
PAPERHANGERS	8.650	9.550	40.00	.400	-	.500	-	-	-	-	-
PLASTERERS	8.250	8.750	40.00	.550	-	.200	-	⁶ .250	-	.070	-
PLUMBERS AND PIPEFITTERS REINFORCING IRON WORKERS	10.340	11.000	40.00	.700	-	.700	-	-	-	.070	-
ROOFERS, COMPOSITION	10.050	10.850	40.00	.750	-	.700	-	-	-	.020	-
ROOFERS, SLATE AND TILE	8.000	8.450	40.00	.550	-	.400	-	-	-	.200	-
SHEET-METAL WORKERS	8.250	8.700	40.00	.550	-	.400	-	-	-	.200	-
STONEMASONS	9.710	10.700	40.00	.530	-	.320	-	⁶ .150	-	⁶ .150	-
STRUCTURAL IRON WORKERS	9.250	10.350	40.00	-	-	.500	-	-	-	.020	-
STRUCTURAL IRON WORKERS	10.050	10.850	40.00	.750	-	.700	-	-	-	.020	-
Helpers and laborers											
BRICKLAYERS' TENDERS	6.700	7.200	40.00	.300	-	.340	-	-	-	.020	-
BUILDING LABORERS	6.700	7.200	40.00	.300	-	.340	-	-	-	.020	-
COMPOSITION ROOFERS' HELPERS	6.700	7.200	40.00	.300	-	.340	-	-	-	.020	-
ELEVATOR CONSTRUCTORS' HELPERS	6.549	7.090	40.00	.895	-	.690	-	-	6.00	.030	2.69
MARBLE SETTERS' HELPERS	6.700	7.200	40.00	.300	-	.340	-	-	-	.020	-
PLASTERERS' LABORERS	6.700	7.200	40.00	.300	-	.340	-	-	-	.020	-
PLUMBERS' LABORERS	6.700	7.200	40.00	.300	-	.340	-	-	-	.020	-
TERRAZZO WORKERS' LABORERS	6.700	7.200	40.00	.300	-	.340	-	-	-	.020	-
TILE LAYERS' HELPERS	6.700	7.200	40.00	.300	-	.340	-	-	-	.020	-
Newark, N.J.											
Building construction											
Journeyman											
ASBESTOS WORKERS	10.860	11.240	40.00	-	10.00	-	10.00	-	17.00	.080	-
BOILERMAKERS	11.570	12.180	40.00	-	8.00	.250	20.00	-	10.00	-	-
BRICKLAYERS	11.250	12.250	35.00	.920	-	1.000	-	⁶ .500	-	.020	-
CARPENTERS	11.700	12.130	35.00	-	8.00	-	7.00	-	-	-	-
MILLWRIGHTS	11.950	²¹ 12.380	35.00	-	8.00	-	7.00	-	-	-	-
PILEDRIVERS, DOCK BUILDERS, HOUSE MOVERS, AND FOUNDATION WORKERS	11.450	12.380	40.00	1.700	-	1.780	-	.950	-	.075	-
CEMENT FINISHERS	11.250	12.250	35.00	.920	-	1.000	-	⁶ .500	-	.020	-
DRYWALL TAPERS	10.600	11.100	40.00	.800	-	.500	-	-	-	.750	-
ELECTRICIANS (INSIDE WIRERS)	12.040	12.500	40.00	-	9.00	-	12.00	-	10.00	-	-

See footnotes at end of table

Table 19. Continued—Wage rates, hours, and employer contributions for selected benefits: Selected cities

(Union building trades)

City and job classification	July 3, 1978		July 2, 1979								
	Rate per hour ¹	Rate per hour ¹	Hours per week ²	Employer contributions for selected benefits ³							
				Insurance ⁴		Pension		Vacation		Other ⁵	
				Dollars	Percent	Dollars	Percent	Dollars	Percent	Dollars	Percent
Newark, N.J.											
—Continued											
Building construction											
Journeyman											
ELEVATOR CONSTRUCTORS ...	\$11.320	\$11.890	35.00	0.895	-	1.700	-	-	4.00	0.020	4.23
ENGINEERS-POWER EQUIPMENT OPERATORS: HEAVY EQUIPMENT:											
POWER SHOVELS, CRANES	13.810	14.550	40.00	-	7.00	-	10.00	-	-	.400	11.08
POWER CRANES ON STEEL ERECTION	15.630	16.270	40.00	-	7.00	-	10.00	-	-	.400	11.08
TRENCH MACHINES, PAVING MIXERS	13.810	14.450	40.00	-	7.00	-	10.00	-	-	.400	11.08
MEDIUM EQUIPMENT:											
HOISTS, MORE THAN ONE GENERATOR	14.730	15.370	40.00	-	7.00	-	10.00	-	-	.400	11.08
CENTRAL POWER PLANTS	13.810	14.450	40.00	-	7.00	-	10.00	-	-	.400	11.08
CONCRETE TOWER HOISTS	13.340	13.980	40.00	-	7.00	-	10.00	-	-	.400	11.08
LIGHT EQUIPMENT:											
AIR COMPRESSORS, SINGLE PUMPS	10.780	11.420	40.00	-	7.00	-	10.00	-	-	.400	11.08
SMALL MIXERS	10.610	11.250	40.00	-	7.00	-	10.00	-	-	.400	11.08
CONCRETE PUMPS	12.820	13.460	40.00	-	7.00	-	10.00	-	-	.400	11.08
GLAZIERS	11.950	12.450	40.00	1.000	-	2.000	-	1.000	-	.050	4.62
LATHERS	11.400	11.900	40.00	.150	-	.400	-	-	-	.180	-
MACHINISTS	11.600	13.250	40.00	.750	-	.100	-	-	12.00	-	3.85
MOSAIC AND TERRAZZO WORKERS	11.080	11.880	35.00	1.320	-	1.500	-	-	-	.620	-
PAINTERS	10.300	10.750	40.00	.700	-	.600	-	.350	-	-	-
ABOVE 3 STORIES	10.900	11.350	40.00	.700	-	.600	-	.350	-	-	-
PIPEFITTERS	12.050	13.000	40.00	-	7.00	-	9.00	-	10.00	-	1.50
SPRINKLER FITTERS	12.380	13.580	40.00	.750	-	1.005	-	1.000	-	.070	-
PLASTERERS	11.250	12.250	35.00	.920	-	1.000	-	.500	-	.020	-
PLUMBERS	12.895	13.905	40.00	1.100	-	1.170	-	-	-	.325	-
REINFORCING IRON WORKERS	11.890	12.550	40.00	.910	-	2.850	-	1.150	-	.130	-
ROOFERS, COMPOSITION	12.370	13.610	35.00	1.000	-	1.000	-	-	-	-	-
SHEET-METAL WORKERS	11.500	12.190	35.00	.760	4.00	.610	4.00	-	8.00	.190	-
STONEMASONS	11.250	12.250	35.00	.920	-	1.000	-	.500	-	.020	-
STRUCTURAL IRON WORKERS	11.890	12.550	40.00	.910	-	2.850	-	1.150	-	.130	-
TILE LAYERS	10.600	10.600	40.00	1.150	-	.750	-	-	-	.050	-
Helpers and laborers											
BRICKLAYERS' TENDERS	8.000	8.100	35.00	.750	-	1.250	-	-	-	.070	-
BUILDING LABORERS:											
AGREEMENT A	8.000	8.100	35.00	.750	-	1.250	-	-	-	.070	-
AGREEMENT B	8.000	8.100	35.00	.750	-	1.250	-	-	-	.070	-
AGREEMENT C	8.000	8.100	35.00	.750	-	1.250	-	-	-	.070	-
ELEVATOR CONSTRUCTORS' HELPERS	8.440	8.920	35.00	.895	-	1.700	-	-	4.00	.020	4.23
MOSAIC AND TERRAZZO WORKERS' HELPERS	10.090	10.090	35.00	.760	-	1.500	-	-	-	.620	-
GRINDERS	10.240	10.240	35.00	.760	-	1.500	-	-	-	.620	-
PLASTERERS' TENDERS	8.000	8.100	35.00	.750	-	1.250	-	-	-	.070	-
TILE LAYERS' HELPERS	9.250	9.600	40.00	.900	-	.900	-	-	-	.070	-
Highway and street construction											
Journeyman											
CARPENTERS	11.700	12.130	40.00	-	8.00	-	7.00	-	-	-	-
MILLWRIGHTS	11.950	12.380	40.00	-	8.00	-	7.00	-	-	-	-
CEMENT FINISHERS	9.250	9.700	40.00	1.000	-	1.000	-	-	-	.130	3.08

See footnotes at end of table.

Table 19. Continued—Wage rates, hours, and employer contributions for selected benefits: Selected cities

(Union building trades)

City and job classification	July 3, 1978		July 2, 1979								
	Rate per hour ¹	Rate per hour ¹	Hours per week ²	Employer contributions for selected benefits ³							
				Insurance ⁴		Pension		Vacation		Other ⁵	
				Dollars	Percent	Dollars	Percent	Dollars	Percent	Dollars	Percent
Newark, N.J.—Continued											
Highway and street construction											
Journeyman											
ENGINEERS--POWER EQUIPMENT OPERATORS:											
HEAVY EQUIPMENT:											
SHOVELS, CRANES,											
DRAGLINES	\$13.810	\$14.450	40.00	-	7.00	-	10.00	-	-	0.400	11.08
PILE DRIVING MACHINES	13.810	14.450	40.00	-	7.00	-	10.00	-	-	.400	11.08
BACKHOES, CONCRETE											
PAVERS	13.810	14.450	40.00	-	7.00	-	10.00	-	-	.400	11.08
MEDIUM EQUIPMENT:											
CAISSON HOISTS	12.590	15.370	40.00	-	7.00	-	10.00	-	-	.400	11.08
SHAFT HOISTS	12.590	15.370	40.00	-	7.00	-	10.00	-	-	.400	11.08
EXCAVATING, CARRYALL,											
LETOURNEAU	12.820	13.460	40.00	-	7.00	-	10.00	-	-	.400	11.08
LIGHT EQUIPMENT:											
SMALL MIXERS, PUMPS	10.610	11.250	40.00	-	7.00	-	10.00	-	-	.400	11.08
FRONT END LOADERS	11.810	12.450	40.00	-	7.00	-	10.00	-	-	.400	11.08
CONVEYORS, 125 AND											
OVER	12.820	13.460	40.00	-	7.00	-	10.00	-	-	.400	11.08
CONCRETE PUMPS	11.810	13.460	40.00	-	7.00	-	10.00	-	-	.400	11.08
Helpers and laborers											
JACK HAMMERS, CHIPPING											
HAMMERS, PAVEMENT											
BREAKERS, POWER											
BUGGIES	8.850	9.300	40.00	1.000	-	1.000	-	-	-	.130	3.08
CONSTRUCTION LABORERS,											
DUMPMEN, PITMEN, FLAG-											
MEN											
	8.300	8.750	40.00	1.000	-	1.000	-	-	-	.130	3.08
Other heavy construction											
Journeyman											
CARPENTERS	11.700	12.130	40.00	-	8.00	-	7.00	-	-	-	-
MILLWRIGHTS	11.950	12.380	40.00	-	8.00	-	7.00	-	-	-	-
DOCK BUILDERS, PIER											
CARPENTERS, SHORERS,											
HOUSE MOVERS, PILE											
DRIVERS AND FOUNDA-											
TION WORKERS											
	11.450	12.380	40.00	1.700	-	1.780	-	1.010	-	.075	-
CEMENT FINISHERS	9.250	9.700	40.00	1.000	-	1.000	-	-	-	.130	3.08
ENGINEER--POWER EQUIPMENT OPERATORS:											
HEAVY EQUIPMENT:											
POWER SHOVELS, CRANES											
POWER CRANES, 140 FT.	13.890	14.450	40.00	-	7.00	-	10.00	-	-	.400	11.08
TRENCHING MACHINES,	15.710	16.270	40.00	-	7.00	-	10.00	-	-	.400	11.08
PAVING MIXERS	13.890	14.450	40.00	-	7.00	-	10.00	-	-	.400	11.08
MEDIUM EQUIPMENT:											
HOISTS (1 OR 2 DRUM											
WITH MORE THAN ONE											
GENERATOR)											
	12.670	13.980	40.00	-	7.00	-	10.00	-	-	.400	11.08
CENTRAL POWER PLANTS											
(STEEL ERECTION)											
	13.890	14.450	40.00	-	7.00	-	10.00	-	-	.400	11.08
CONCRETE POWER HOISTS											
.....	12.670	13.980	40.00	-	7.00	-	10.00	-	-	.400	11.08
LIGHT EQUIPMENT:											
AIR COMPRESSORS,											
SINGLE PUMPS											
	10.780	11.420	40.00	-	7.00	-	10.00	-	-	.400	11.08
SMALL MIXERS	10.690	11.250	40.00	-	7.00	-	10.00	-	-	.400	11.08
CONCRETE PUMPS	12.900	13.460	40.00	-	7.00	-	10.00	-	-	.400	11.08

See footnotes at end of table.

Table 19. Continued—Wage rates, hours, and employer contributions for selected benefits: Selected cities

(Union building trades)

City and job classification	July 3, 1978			July 2, 1979							
	Rate per hour ¹	Rate per hour ¹	Hours per week ²	Employer contributions for selected benefits ³							
				Insurance ⁴		Pension		Vacation		Other ⁵	
				Dollars	Percent	Dollars	Percent	Dollars	Percent	Dollars	Percent
Newark, N.J.											
—Continued											
Other heavy construction											
Helpers and laborers											
JACKHAMMERS, CHIPPING HAMMERS, PAVEMENT BREAKERS, POWER BUGGIES	\$8.850	\$9.300	40.00	1.000	-	1.000	-	-	-	0.130	3.08
CONSTRUCTION LABORERS, DUMP MEN, PITMEN, FLAG-MEN	8.300	8.750	40.00	1.000	-	1.000	-	-	-	.130	3.08
New Bedford, Mass.											
Building construction											
Journey men											
ASBESTOS WORKERS	9.630	10.180	35.00	1.450	-	1.330	-	⁶ 1.000	-	-	-
BOILERMAKERS	11.800	12.300	40.00	1.150	-	-	10.00	-	-	-	-
BRICKLAYERS	10.500	10.900	40.00	1.300	-	1.100	-	-	-	.110	-
CARPENTERS	10.500	10.800	40.00	.650	-	1.000	-	-	-	.020	-
CEMENT FINISHERS	10.500	10.900	40.00	1.300	-	1.100	-	-	-	.110	-
ELECTRICIANS (INSIDE WIRERS)	10.080	11.000	40.00	1.050	-	.950	3.00	-	-	-	1.00
ELEVATOR CONSTRUCTORS ...	11.500	12.020	40.00	.895	-	.690	-	-	6.00	.030	2.69
ENGINEERS-POWER EQUIPMENT OPERATORS:											
GROUP A--CRANES, SHOVELS, DRAGLINES, BACKHOES, HOISTS, GRADEALLS	11.450	12.500	40.00	1.100	-	1.000	-	-	-	-	3.85
GROUP B--GRADERS, SCRAPERS, BULL-DOZERS, ROLLERS, ASPHALT PAVERS	11.330	12.380	40.00	1.100	-	1.000	-	-	-	-	3.85
GROUP C--PUMPS, COMPRESSORS, WELDING MACHINES, CONCRETE SAWS, VIBRATORS, SINGLE DIAPHRAGM PUMPS	9.550	10.460	40.00	1.100	-	1.000	-	-	-	-	3.85
GLAZIERS	9.050	9.530	40.00	.620	-	¹¹ 1.500	-	-	-	.010	.39
LATHERS	10.000	10.400	40.00	1.000	-	.550	-	-	-	.030	-
MACHINISTS	10.750	11.500	40.00	-	3.00	-	-	-	5.00	-	4.23
MARBLE SETTERS	10.000	10.400	40.00	.850	-	¹¹ 1.500	-	-	-	-	-
MOSAIC AND TERRAZZO WORKERS	10.000	10.400	40.00	.850	-	¹¹ 1.500	-	-	-	-	-
PAINTERS	9.250	9.750	40.00	.800	-	.750	-	-	-	.050	-
DRYWALL TAPERS FINISHERS	9.350	9.850	40.00	.800	-	.750	-	-	-	.050	-
PAPERHANGERS	9.750	10.250	40.00	.800	-	.750	-	-	-	.050	-
PIPEFITTERS	10.850	11.390	40.00	.950	-	1.480	-	-	-	.200	-
PLASTERERS	10.500	10.900	40.00	1.300	-	1.100	-	-	-	.110	-
PLUMBERS	10.850	11.390	40.00	.950	-	1.480	-	-	-	.200	-
REINFORCING IRON WORKERS	9.680	10.930	40.00	1.150	-	¹¹ 2.350	-	⁶ .250	-	-	-
ROOFERS, COMPOSITION	8.050	8.550	40.00	.750	-	.300	-	⁶ 1.150	-	-	-
ROOFERS, SLATE AND TILE	8.050	8.550	40.00	.750	-	.300	-	⁶ 1.150	-	-	-
SHEET-METAL WORKERS	9.280	9.670	40.00	1.050	-	1.340	-	⁶ .360	-	²² .400	3.00
STONEMASONS	10.500	10.900	40.00	1.300	-	1.100	-	-	-	.110	-
STRUCTURAL IRON WORKERS	9.680	10.930	40.00	1.150	-	¹¹ 2.350	-	⁶ .250	-	-	-
TILE LAYERS	10.000	10.400	40.00	.850	-	¹¹ 1.500	-	-	-	-	-
Helpers and laborers											
BRICKLAYERS' TENDERS	8.500	9.200	40.00	.700	-	1.000	-	-	-	.180	-
BUILDING LABORERS	8.250	8.950	40.00	.700	-	1.000	-	-	-	.180	-
COMPOSITION ROOFERS' HELPERS	7.350	7.850	40.00	.750	-	.300	-	⁶ 1.150	-	-	-

See footnotes at end of table.

Table 19. Continued—Wage rates, hours, and employer contributions for selected benefits: Selected cities

(Union building trades)

City and job classification	July 3, 1978			July 2, 1979							
	Rate per hour ¹	Rate per hour ¹	Hours per week ²	Employer contributions for selected benefits ³							
				Insurance ⁴		Pension		Vacation		Other ⁵	
				Dollars	Percent	Dollars	Percent	Dollars	Percent	Dollars	Percent
New Bedford, Mass.—Continued											
Building construction											
Helpers and laborers											
ELEVATOR CONSTRUCTORS' HELPERS	\$8.050	\$8.410	40.00	0.895	-	0.690	-	-	6.00	0.030	2.69
MARBLE SETTERS' HELPERS ..	9.070	9.520	40.00	.850	-	.750	-	-	-	-	-
PLASTERERS' LABORERS	8.500	9.200	40.00	.700	-	1.000	-	-	-	.180	-
TERRAZZO WORKERS' HELPERS	10.150	10.600	40.00	-	-	1.100	-	-	-	.050	-
TILE LAYERS' HELPERS	9.070	9.520	40.00	.850	-	.750	-	-	-	-	-
Highway and street construction											
Journeymen											
ENGINEERS--POWER EQUIPMENT OPERATORS: GROUP A--CRANES, POWER SHOVELS, DRAGLINES, BACKHOES, SHAFT HOISTS, GRADEALLS	11.450	12.500	40.00	1.100	-	1.000	-	-	-	-	3.85
GROUP B--GRADERS, SCRAPERS, BULLDOZERS, ROLLERS, ASPHALT PAVERS	11.330	12.380	40.00	1.100	-	1.000	-	-	-	-	3.85
GROUP C--PUMPS, COMPRESSORS, WELDING MACHINES, CONCRETE MIXERS	9.550	10.460	40.00	1.100	-	1.000	-	-	-	-	3.85
Helpers and laborers											
CONSTRUCTION LABORERS	8.250	8.950	40.00	.700	-	1.000	-	-	-	.180	-
Other heavy construction											
Journeymen											
ENGINEERS--POWER EQUIPMENT OPERATORS: GROUP A--CRANES, POWER SHOVELS, DRAGLINES, BACKHOES, SHAFT HOISTS, GRADEALLS	11.450	12.500	40.00	1.100	-	1.000	-	-	-	-	3.85
GROUP B--GRADERS, SCRAPERS, BULLDOZERS, ROLLERS, ASPHALT PAVERS	11.330	12.380	40.00	1.100	-	1.000	-	-	-	-	3.85
GROUP C--PUMPS, COMPRESSORS, WELDING MACHINES, CONCRETE MIXERS	9.550	10.460	40.00	1.100	-	1.000	-	-	-	-	3.85
New Haven, Conn.											
Building construction											
Journeymen											
ASBESTOS WORKERS	11.240	11.990	35.00	.750	-	1.310	-	⁶ 0.600	-	-	-
BRICKLAYERS	10.100	10.550	40.00	.750	-	.750	-	-	-	.050	-
POINTERS, CAULKERS AND CLEANERS	10.100	10.550	40.00	.750	-	.750	-	-	-	.050	-
CARPENTERS	10.100	10.750	40.00	.900	-	.650	-	-	-	-	-
DOCK BUILDERS	10.100	10.750	40.00	.900	-	.650	-	-	-	-	-
FLOOR LAYERS	10.100	10.750	40.00	.900	-	.650	-	-	-	-	-
CEMENT FINISHERS	10.100	10.550	40.00	.750	-	.750	-	-	-	.050	-

See footnotes at end of table.

Table 19. Continued—Wage rates, hours, and employer contributions for selected benefits: Selected cities

(Union building trades)

City and job classification	July 3, 1978			July 2, 1979							
	Rate per hour ¹	Rate per hour ¹	Hours per week ²	Employer contributions for selected benefits ³							
				Insurance ⁴		Pension		Vacation		Other ⁵	
				Dollars	Percent	Dollars	Percent	Dollars	Percent	Dollars	Percent
New Haven, Conn.—Continued											
Building construction											
Journeyman											
DRYWALL TAPERS (FINISHERS)	\$9.800	\$10.350	36.00	0.500	-	0.600	-	-	-	0.020	-
ELECTRICIANS (INSIDE WIRERS)	10.256	10.810	36.00	1.000	-	.520	3.00	-	-	-	²³ 7.00
ELEVATOR CONSTRUCTORS ...	10.450	10.790	40.00	.895	-	.690	-	-	6.00	.030	2.69
ENGINEERS-POWER EQUIPMENT OPERATORS:											
HEAVY EQUIPMENT:											
CRANES, STEEL	11.550	11.960	40.00	.700	-	.950	-	-	-	.500	2.69
SHOVELS	11.430	11.840	40.00	.700	-	.950	-	-	-	.500	2.69
DERRICKS	11.550	11.960	40.00	.700	-	.950	-	-	-	.500	2.69
MEDIUM EQUIPMENT:											
PITMAN MACHINES	11.070	11.460	40.00	.700	-	.950	-	-	-	.500	2.69
COMPRESSORS	9.880	10.210	40.00	.700	-	.950	-	-	-	.500	2.69
BULLDOZERS	10.790	11.160	40.00	.700	-	.950	-	-	-	.500	2.69
LIGHT EQUIPMENT:											
WELL POINTS SYSTEMS	9.880	10.210	40.00	.700	-	.950	-	-	-	.500	2.69
WELDING MACHINES, STEEL	9.880	10.210	40.00	.700	-	.950	-	-	-	.500	2.69
SMALL CONCRETE MIXERS (5 BAGS AND OVER)	10.740	11.110	40.00	.700	-	.950	-	-	-	.500	2.69
LATHERS	9.800	10.000	35.00	.750	-	.500	-	-	-	.030	-
MARBLE SETTERS	10.100	10.550	40.00	.750	-	.750	-	-	-	.050	-
MOSAIC AND TERRAZZO WORKERS	10.100	10.550	40.00	.750	-	.750	-	-	-	.050	-
PAINTERS, GENERAL	9.450	10.000	36.00	.500	-	.600	-	-	-	.020	-
STRUCTURAL STEEL	9.700	10.250	36.00	.500	-	.600	-	-	-	.020	-
BRIDGES	13.000	13.600	40.00	.500	-	.600	-	-	-	.020	-
HEIGHT	10.450	11.000	36.00	.500	-	.600	-	-	-	.020	-
SPRAYING	12.100	12.650	36.00	.500	-	.600	-	-	-	.020	-
PAPERHANGERS	9.950	10.500	36.00	.500	-	.600	-	-	-	.020	-
PIPEFITTERS	10.100	10.580	36.00	.750	-	.800	-	⁶ 0.500	-	.500	1.35
PLASTERERS	10.100	10.550	40.00	.750	-	.750	-	-	-	.050	-
PLUMBERS	10.100	10.580	36.00	.750	-	.800	-	⁶ .500	-	.500	1.35
REINFORCING IRON WORKERS	12.250	12.900	40.00	.900	-	1.450	-	-	-	-	.19
ROOFERS, COMPOSITION	10.650	11.400	35.00	1.250	-	.500	-	⁶ .250	-	.150	1.15
ROOFERS, TILE	10.900	11.650	35.00	1.250	-	.500	-	⁶ .250	-	.150	1.15
PRE-CAST SLABBERS	10.900	11.650	35.00	1.250	-	.500	-	⁶ .250	-	.150	1.15
SHEET-METAL WORKERS	10.490	11.020	35.00	.810	-	1.230	-	-	-	²⁴ .700	-
STONEMASONS	10.100	10.550	40.00	.750	-	.750	-	-	-	.050	-
STRUCTURAL IRON WORKERS:											
ERECTORS AND RIGGERS ...	12.250	12.900	40.00	.900	-	1.450	-	-	-	-	.19
FINISHERS	12.250	12.900	40.00	.900	-	1.450	-	-	-	-	.19
TILE LAYERS	10.100	10.550	40.00	.750	-	.750	-	-	-	.050	-
Helpers and laborers											
BRICKLAYERS' TENDERS	8.200	8.400	40.00	.600	-	.800	-	-	-	.150	-
BUILDING LABORERS	7.950	8.150	40.00	.600	-	.800	-	-	-	.150	-
ELEVATOR CONSTRUCTORS' HELPERS	7.315	7.450	40.00	.895	-	.690	-	-	6.00	.030	2.69
MARBLE SETTERS' HELPERS ..	8.950	9.250	40.00	.500	-	.500	-	-	-	-	-
PLASTERERS' LABORERS	8.200	8.400	40.00	.600	-	.800	-	-	-	.150	-
TERRAZZO WORKERS' HELPERS	8.950	9.250	40.00	.500	-	.500	-	-	-	-	-
TERRAZZO MACHINE OPERATORS	9.200	9.500	40.00	.500	-	.500	-	-	-	-	-
TILE LAYERS' HELPERS	8.950	9.250	40.00	.500	-	.500	-	-	-	-	-

See footnotes at end of table.

Table 19. Continued—Wage rates, hours, and employer contributions for selected benefits: Selected cities

(Union building trades)

City and job classification	July 3, 1978		July 2, 1979								
	Rate per hour ¹	Rate per hour ¹	Hours per week ²	Employer contributions for selected benefits ³							
				Insurance ⁴		Pension		Vacation		Other ⁵	
				Dollars	Percent	Dollars	Percent	Dollars	Percent	Dollars	Percent
New Haven, Conn.—Continued											
Highway and street construction											
Journeyman											
CARPENTERS	\$9.800	\$10.250	40.00	0.900	-	0.650	-	0.250	-	0.100	1.15
CEMENT FINISHERS	9.500	10.500	40.00	.750	-	.750	-	-	-	-	-
New Orleans, La.											
Building construction											
Journeyman											
ASBESTOS WORKERS	9.500	9.300	40.00	.650	-	1.300	-	1.000	-	.020	-
BOILERMAKERS	10.550	12.000	40.00	.975	-	1.000	-	-	-	-	-
BRICKLAYERS	10.800	11.300	40.00	.500	-	.350	-	-	-	.020	-
CLEANERS, POINTERS, CAULKERS	10.800	11.300	40.00	.500	-	.350	-	-	-	.020	-
CARPENTERS, GENERAL	10.260	10.660	40.00	.600	-	.450	-	.160	-	-	-
MILLWRIGHTS	10.650	11.050	40.00	.600	-	.450	-	.160	-	-	-
PILEDRIVERS	10.360	10.760	40.00	.600	-	.450	-	.160	-	-	-
CEMENT FINISHERS	9.695	10.295	40.00	.450	-	.400	-	.450	-	-	-
DRYWALL TAPERS (FINISHERS)	8.965	9.405	40.00	.525	-	.500	-	-	-	-	-
ELECTRICIANS (INSIDE WIRES)	11.068	11.733	40.00	.350	-	.400	3.00	-	5.00	-	1.00
ELEVATOR CONSTRUCTORS ...	10.270	10.575	40.00	.895	-	.690	-	-	6.00	.035	2.69
ENGINEERS-POWER EQUIP- MENT OPERATORS:											
HEAVY EQUIPMENT	10.080	10.480	40.00	.650	-	.850	-	-	-	-	-
LIGHT EQUIPMENT	8.650	9.050	40.00	.650	-	.850	-	-	-	-	-
OILERS (DRIVERS)	7.890	8.190	40.00	.650	-	.850	-	-	-	-	-
OILERS	7.500	7.800	40.00	.650	-	.850	-	-	-	-	-
GLAZIERS	9.900	10.425	40.00	.170	-	.300	-	-	-	-	-
LATHERS	9.130	9.530	40.00	.550	-	.350	-	.250	-	.130	-
MACHINISTS	9.900	10.740	40.00	.550	-	.150	-	-	4.00	-	3.08
MARBLE SETTERS	10.800	11.300	40.00	.500	-	.350	-	-	-	.020	-
MOSAIC AND TERRAZZO WORKERS	9.800	10.100	40.00	.350	-	-	-	.200	-	-	-
PAINTERS, COMMERCIAL	8.965	9.405	40.00	.525	-	.500	-	-	-	-	-
STEEL OR SWING SPRAY	9.340	9.780	40.00	.525	-	.500	-	-	-	-	-
SPRAY	9.340	9.780	40.00	.525	-	.500	-	-	-	-	-
RESIDENTIAL	8.965	9.405	40.00	.525	-	.500	-	-	-	-	-
INDUSTRIAL	10.215	10.655	40.00	.525	-	.500	-	-	-	-	-
PAPERHANGERS	8.965	9.405	40.00	.525	-	.500	-	-	-	-	-
PIPEFITTERS	10.500	11.100	40.00	.600	-	.900	-	.500	-	.060	-
PLASTERERS	8.830	9.230	40.00	.600	-	.350	-	.550	-	.080	-
PLUMBERS	10.500	11.100	40.00	.600	-	.900	-	.500	-	.060	-
ROOFERS, COMPOSITION	8.060	8.560	40.00	.600	-	.850	-	.280	-	.850	-
ROOFERS, SLATE AND TILE, DAMP AND WATERPROOFERS	8.060	8.560	40.00	.600	-	.850	-	.280	-	.850	-
SHEET-METAL WORKERS	9.800	10.000	40.00	.600	-	.910	-	1.000	-	.460	-
STONEMASONS	10.800	11.300	40.00	.500	-	.350	-	-	-	.020	-
STRUCTURAL IRON WORKERS	9.810	10.370	40.00	.930	-	.500	-	.500	-	-	-
TILE LAYERS	9.800	10.000	40.00	.350	-	-	-	.200	-	-	-
Helpers and laborers											
BRICKLAYERS' TENDERS	7.810	8.260	40.00	.300	-	.270	-	-	-	.050	-
MORTAR MIXERS	7.910	8.360	40.00	.300	-	.270	-	-	-	.050	-
BUILDING LABORERS	7.650	8.150	40.00	.300	-	.270	-	-	-	.050	-
ELEVATOR CONSTRUCTORS' HELPERS	7.190	7.400	40.00	.895	-	.690	-	-	6.00	.035	2.69
MARBLE SETTERS' HELPERS ...	7.250	7.600	40.00	.350	-	-	-	.200	-	-	-
PLASTERERS' LABORERS	7.670	8.020	40.00	.300	-	.270	-	-	-	.050	-
MORTAR MIXERS (MACHINE OR HAND)	7.770	8.120	40.00	.300	-	.270	-	-	-	.050	-

See footnotes at end of table.

Table 19. Continued—Wage rates, hours, and employer contributions for selected benefits: Selected cities

(Union building trades)

City and job classification	July 3, 1978			July 2, 1979							
	Rate per hour ¹	Rate per hour ¹	Hours per week ²	Employer contributions for selected benefits ³							
				Insurance ⁴		Pension		Vacation		Other ⁵	
				Dollars	Percent	Dollars	Percent	Dollars	Percent	Dollars	Percent
New Orleans, La.											
—Continued											
Building construction											
Helpers and laborers											
TERRAZZO WORKERS'											
HELPERS	\$7.250	\$7.600	40.00	0.350	-	-	-	0.200	-	-	-
BASE MACHINES	7.650	7.850	40.00	.350	-	-	-	.200	-	-	-
FLOOR MACHINES	7.400	7.650	40.00	.350	-	-	-	.200	-	-	-
BUFFERS	7.300	7.500	40.00	.350	-	-	-	.200	-	-	-
TILE LAYERS' HELPERS	7.250	7.600	40.00	.350	-	-	-	.200	-	-	-
Highway and street construction											
Journeymen											
CARPENTERS	10.050	10.450	40.00	.600	-	.450	-	0.160	-	-	-
CEMENT FINISHERS	8.750	9.800	40.00	.450	-	.400	-	.350	-	-	-
ENGINEERS-POWER EQUIP- MENT OPERATORS:											
CRANES OVER 60 TONS	9.960	10.360	40.00	.850	-	.650	-	-	-	-	-
CRANES, 125 FT. BOOM	9.960	10.360	40.00	.850	-	.650	-	-	-	-	-
CRANES, 175 FT. BOOM	10.210	10.610	40.00	.850	-	.650	-	-	-	-	-
HEAVY DUTY OPERATORS ..	9.710	10.110	40.00	.850	-	.650	-	-	-	-	-
MEDIUM DUTY OPERATORS	8.460	8.860	40.00	.850	-	.650	-	-	-	-	-
LIGHT DUTY OPERATORS ...	8.110	8.510	40.00	.850	-	.650	-	-	-	-	-
MECHANIC HELPERS, BATCH PLANT OPERATORS	7.260	7.560	40.00	.850	-	.650	-	-	-	-	-
OILERS	6.950	7.250	40.00	.850	-	.650	-	-	-	-	-
FIREMEN	8.310	8.610	40.00	.850	-	.650	-	-	-	-	-
OPERATING STEAM VALVES	8.560	8.860	40.00	.850	-	.650	-	-	-	-	-
OILERS ON CRANES USING STEAM TO DRIVE PILES	7.200	7.500	40.00	.850	-	.650	-	-	-	-	-
STRUCTURAL IRON WORKERS	9.290	11.820	40.00	.930	-	.500	-	.500	-	-	-
Helpers and laborers											
CONSTRUCTION LABORERS ...	6.330	6.830	40.00	.250	-	.270	-	-	-	0.050	-
RAKERS	6.430	6.930	40.00	.250	-	.270	-	-	-	.050	-
FORMSETTERS	6.880	7.380	40.00	.250	-	.270	-	-	-	.050	-
POWDERMEN	7.130	7.630	40.00	.250	-	.270	-	-	-	.050	-
Other heavy construction											
Journeymen											
CARPENTERS	10.300	10.700	40.00	.600	-	.450	-	.160	-	-	-
CEMENT FINISHERS	9.000	10.050	40.00	.450	-	.400	-	.350	-	-	-
ENGINEERS-POWER EQUIP- MENT OPERATORS:											
CRANES OVER 60 TONS	10.150	10.550	40.00	.850	-	.650	-	-	-	-	-
CRANES, 125 FT. BOOM	10.150	10.550	40.00	.850	-	.650	-	-	-	-	-
CRANES, 175 FT. BOOM	10.400	10.800	40.00	.850	-	.650	-	-	-	-	-
HEAVY DUTY OPERATORS ..	9.900	10.300	40.00	.850	-	.650	-	-	-	-	-
MEDIUM DUTY OPERATORS	8.800	9.200	40.00	.850	-	.650	-	-	-	-	-
LIGHT DUTY OPERATORS ...	8.420	8.820	40.00	.850	-	.650	-	-	-	-	-
MECHANIC HELPERS, BATCH PLANT OPERATORS	7.570	7.870	40.00	.850	-	.650	-	-	-	-	-
OILERS	7.260	7.560	40.00	.850	-	.650	-	-	-	-	-
FIREMEN	8.620	8.920	40.00	.850	-	.650	-	-	-	-	-
OPERATING STEAM VALVES	8.870	9.170	40.00	.850	-	.650	-	-	-	-	-
OILERS ON CRANES USING STEAM TO DRIVE PILES	7.510	7.810	40.00	.850	-	.650	-	-	-	-	-
STRUCTURAL IRON WORKERS	9.540	12.070	40.00	.930	-	.500	-	.500	-	-	-

See footnotes at end of table.

Table 19. Continued—Wage rates, hours, and employer contributions for selected benefits: Selected cities

(Union building trades)

City and job classification	July 3, 1978			July 2, 1979							
	Rate per hour ¹	Rate per hour ¹	Hours per week ²	Employer contributions for selected benefits ³							
				Insurance ⁴		Pension		Vacation		Other ⁵	
				Dollars	Percent	Dollars	Percent	Dollars	Percent	Dollars	Percent
New Orleans, La.											
—Continued											
Other heavy construction											
Helpers and laborers											
CONSTRUCTION LABORERS	\$6.980	\$7.480	40.00	0.300	-	0.270	-	-	-	0.050	-
RAKERS	7.180	7.680	40.00	.300	-	.270	-	-	-	.050	-
FORMSETTERS	7.580	8.080	40.00	.300	-	.270	-	-	-	.050	-
POWDERMEN	7.830	8.330	40.00	.300	-	.270	-	-	-	.050	-
New York, N.Y.											
Building construction											
Journeyman											
ASBESTOS WORKERS	11.370	11.940	35.00	-	9.20	-	17.60	-	12.00	.030	-
BOILERMAKERS	13.190	14.290	35.00	-	5.00	-	15.00	-	7.00	-	-
BRICKLAYERS	11.040	11.500	35.00	1.280	-	3.680	-	-	-	.140	-
CARPENTERS	11.450	12.480	35.00	1.700	-	1.780	-	0.950	-	.070	-
MILLWRIGHTS	11.450	12.480	35.00	1.700	-	1.780	-	.950	-	.070	-
WHARF AND BRIDGE	11.450	12.480	40.00	1.700	-	1.780	-	.950	-	.075	-
CEMENT FINISHERS	10.100	10.100	35.00	2.190	-	2.020	-	2.000	-	.080	-
ELECTRICIANS (INSIDE WIRERS)	12.850	13.450	35.00	-	4.60	.571	5.40	-	6.00	.571	²⁶ 3.96
ELEVATOR CONSTRUCTORS	11.320	11.890	35.00	.895	-	1.700	-	-	4.00	.020	²⁷ 4.23
ENGINEERS-POWER EQUIPMENT OPERATORS:											
AGREEMENT A:											
CRANES AND 2-DRUM DERRICKS (STEEL)	12.640	13.680	35.00	.930	-	2.600	-	.700	-	.370	²⁷ 4.23
DOUBLE DRUM HOISTS	12.390	13.680	35.00	.930	-	2.600	-	.700	-	.370	²⁷ 4.23
CRANES (STRUCTURAL STEEL)	12.640	13.440	35.00	.930	-	2.600	-	.700	-	.370	²⁷ 4.23
SHOVELS	12.490	12.970	35.00	.930	-	2.600	-	.700	-	.370	²⁷ 4.23
PILEDRIVERS	11.910	12.970	35.00	.930	-	2.600	-	.700	-	.370	²⁷ 4.23
HOISTS	11.740	12.970	35.00	.930	-	2.600	-	.700	-	.370	²⁷ 4.23
WELDING MACHINES	11.740	12.970	35.00	.930	-	2.600	-	.700	-	.370	²⁷ 4.23
COMPRESSORS	11.740	12.970	35.00	.930	-	2.600	-	.700	-	.370	²⁷ 4.23
CONCRETE BUCKETS (STONE DERRICK)	12.170	13.440	35.00	.930	-	2.600	-	.700	-	.370	²⁷ 4.23
CRANES (DIGGING BUCKET)	12.140	13.440	35.00	.930	-	2.600	-	.700	-	.370	²⁷ 4.23
CONCRETE MIXERS, POWER HOUSES	11.120	12.970	35.00	.930	-	2.600	-	.700	-	.370	²⁷ 4.23
PORTABLE COMPRESSORS, CONCRETE PUMPS	11.120	12.970	35.00	.930	-	2.600	-	.700	-	.370	²⁷ 4.23
AGREEMENT B:											
SCRAPERS, TOURNAPULLS, MOTOR PATROLS, BULL-DOZERS	12.070	12.610	40.00	.900	-	1.950	-	.700	-	.180	²⁷ 4.23
TRACTORS, LOCOMOTIVES (10 TONS AND UNDER), ROAD FINISHING MACHINES, MIXERS UNDER 21E	11.860	12.610	40.00	.900	-	1.950	-	.700	-	.180	²⁷ 4.23
OILERS	11.380	11.840	40.00	.900	-	1.950	-	.700	-	.180	²⁷ 4.23
OILERS (STEEL EREC.)	11.590	11.840	40.00	.900	-	1.950	-	.700	-	.180	²⁷ 4.23
FIREMEN	11.860	12.380	40.00	.900	-	1.950	-	.700	-	.180	²⁷ 4.23
MAINTENANCE ENGINEERS-STEEL ERECTION	12.070	12.610	40.00	.900	-	1.950	-	.700	-	.180	²⁷ 4.23
CHERRYPICKERS 20 TONS AND OVER, LOADERS 6 CU YDS AND OVER	12.250	12.610	40.00	.900	-	1.950	-	.700	-	.180	²⁷ 4.23
PARTY CHIEF	10.860	11.510	35.00	.900	-	1.950	-	.700	-	.180	²⁷ 4.23
TRANSITMEN	9.360	9.830	35.00	.900	-	1.950	-	.700	-	.180	²⁷ 4.23
RODMEN	6.910	7.080	35.00	.900	-	1.950	-	.700	-	.180	²⁷ 4.23
GLAZIERS	11.200	12.850	35.00	.660	-	1.910	-	²⁸ .670	-	-	-

See footnotes at end of table.

Table 19. Continued—Wage rates, hours, and employer contributions for selected benefits: Selected cities

(Union building trades)

City and job classification	July 3, 1978			July 2, 1979							
	Rate per hour ¹	Rate per hour ¹	Hours per week ²	Employer contributions for selected benefits ³							
				Insurance ⁴		Pension		Vacation		Other ⁵	
				Dollars	Percent	Dollars	Percent	Dollars	Percent	Dollars	Percent
New York, N.Y.											
—Continued											
Building construction											
Journeyman											
LATHERS:											
WOOD:											
BRONX, MANHATTAN, AND STATEN ISLAND	\$9.400	\$9.400	35.00	-	-	0.250	-	-	-	0.050	8.00
BROOKLYN	10.410	²⁹ 12.240	35.00	-	-	.885	-	-	-	-	-
WOOD, WIRE AND METAL:											
NASSAU-SUFFOLK	11.340	⁹ 11.340	35.00	0.940	-	.200	-	-	-	.100	-
METAL	11.280	12.240	35.00	1.325	-	1.985	-	0.750	-	.300	-
MARBLE SETTERS AND CUTTERS											
	9.150	9.750	35.00	.760	-	1.710	-	1.000	-	.650	-
MOSAIC AND TERRAZZO WORKERS											
	11.080	11.800	35.00	.760	-	1.500	-	-	-	.620	-
PAINTERS											
	9.730	10.040	35.00	-	9.50	.714	9.50	-	3.00	-	1.00
SWING STAGE											
	11.810	12.190	35.00	-	9.50	.714	9.50	-	3.00	-	1.00
DECORATORS AND GRAIN- ERS											
	11.730	12.040	35.00	-	9.50	.714	9.50	-	3.00	-	1.00
STRUCTURAL STEEL											
	11.680	12.130	35.00	-	13.00	-	14.00	-	-	.350	1.00
PIPEFITTERS											
	11.830	12.270	35.00	.750	-	1.180	-	1.000	-	2.670	-
PLASTERERS:											
ASTORIA, BROOKLYN, GREAT NECK, JAMAICA, LONG ISLAND											
	10.200	11.350	35.00	1.450	-	-	-	1.450	-	-	-
BRONX, MANHATTAN AND RICHMOND											
	9.650	10.550	35.00	1.100	-	1.540	-	.900	-	.140	-
FLUSHING											
	10.200	11.450	35.00	1.400	-	-	-	1.400	-	-	-
PLUMBERS											
	10.800	11.400	35.00	³⁰ 3.870	-	-	-	.720	-	1.940	-
RICHMOND											
	11.040	11.850	35.00	1.300	-	2.010	-	1.050	-	1.149	-
BROOKLYN											
	10.750	11.700	35.00	.680	-	3.700	-	-	-	1.437	-
REINFORCING IRON WORKERS											
	11.280	12.240	35.00	1.325	-	1.985	-	.750	-	.300	-
ROOFERS, COMPOSITION BROOKLYN, QUEENS AND LONG ISLAND											
	11.350	11.450	35.00	1.000	-	2.200	-	1.400	-	-	-
SHEET-METAL WORKERS											
	12.470	13.020	35.00	1.903	-	1.393	-	.443	-	.480	-
STONEMASONS											
	11.000	13.000	35.00	.750	-	1.000	-	-	-	-	-
STONESETTERS (NEW YORK AND LONG ISLAND)											
	11.370	12.970	35.00	1.200	-	2.100	-	1.500	-	.600	-
STRUCTURAL IRON WORKERS:											
MANHATTAN, STATEN IS- LAND, WESTCHESTER											
	11.500	12.250	40.00	1.780	-	3.580	-	1.600	-	.220	-
BROOKLYN, QUEENS NASSAU AND SUFFOLK											
	11.500	12.250	40.00	1.780	-	3.580	-	1.600	-	.220	-
FINISHERS											
	10.330	11.230	35.00	1.480	-	3.050	-	.830	-	.260	-
TILE LAYERS											
	10.600	³¹ 10.600	40.00	1.150	-	.750	-	-	-	.050	-
Helpers and laborers											
BRICKLAYERS' TENDERS											
	10.150	10.350	35.00	.887	-	1.595	-	-	-	.120	-
BUILDING LABORERS											
	9.350	10.150	40.00	1.730	-	1.680	-	-	-	.080	-
CONCRETE LABORERS											
	8.700	10.400	35.00	.952	-	1.453	-	1.200	-	.080	-
ELEVATOR CONSTRUCTORS' HELPERS											
	8.440	8.920	35.00	.895	-	1.700	-	-	4.00	.020	³² 4.23
MARBLE SETTERS' HELPERS ..											
	8.450	9.050	35.00	.730	-	1.740	-	⁶ 1.000	-	.550	-
PLASTERERS' LABORERS											
	8.600	9.350	35.00	.900	-	1.400	-	.350	-	.040	-
BROOKLYN											
	9.550	10.200	40.00	1.950	-	-	-	.800	-	.800	-
QUEENS, NASSAU AND SUFFOLK COUNTIES											
	9.600	10.250	40.00	1.400	-	-	-	1.100	-	.350	-
ROOFERS' HELPERS											
	7.780	7.880	35.00	1.000	-	1.450	-	.750	-	-	-
PLUMBERS' LABORERS											
	9.350	10.150	40.00	1.730	-	1.680	-	-	-	.080	-
TERRAZZO WORKERS'											
	10.090	10.090	35.00	.760	-	1.500	-	-	-	.620	-
GRINDERS											
	10.240	10.240	35.00	.760	-	1.500	-	-	-	.620	-
TILE LAYERS' HELPERS											
	8.560	8.860	40.00	1.055	-	.770	-	⁶ .500	-	.050	-

See footnotes at end of table.

Table 19. Continued—Wage rates, hours, and employer contributions for selected benefits: Selected cities

(Union building trades)

City and job classification	July 3, 1978		July 2, 1979								
	Rate per hour ¹	Rate per hour ¹	Hours per week ²	Employer contributions for selected benefits ³							
				Insurance ⁴		Pension		Vacation		Other ⁵	
				Dollars	Percent	Dollars	Percent	Dollars	Percent	Dollars	Percent
New York, N.Y.											
—Continued											
Highway and street construction											
Journeyman											
CARPENTERS	\$11.450	\$12.480	40.00	1.700	-	1.770	-	0.950	-	0.070	-
PILEDRIVERS	11.450	12.480	40.00	1.700	-	1.770	-	.950	-	.070	-
TIMBERMEN	10.410	11.440	40.00	1.700	-	1.770	-	.950	-	.070	-
ENGINEERS-POWER EQUIP- MENT OPERATORS:											
AGREEMENT A:											
HEAVY EQUIPMENT-- STEEL ERECTION (CRANES AND 2-DRUM DERRICKS)	12.640	13.970	40.00	.930	-	2.600	-	.700	-	.020	4.23
PILEDRIVERS	11.910	13.000	40.00	.930	-	2.600	-	.700	-	.020	4.23
SHOVELS	12.490	13.640	40.00	.930	-	2.600	-	.700	-	.020	4.23
CRANES (DIGGING BUCKETS)	12.140	13.250	40.00	.930	-	2.600	-	.700	-	.020	4.23
MEDIUM EQUIPMENT:											
CRANES	12.410	13.440	40.00	.930	-	2.600	-	.700	-	.020	4.23
MIXERS	11.360	12.380	40.00	.930	-	2.600	-	.700	-	.020	4.23
POWER HOUSE (LOW PRESSURE)	11.360	12.380	40.00	.930	-	2.600	-	.700	-	.020	4.23
LIGHT EQUIPMENT:											
PORTABLE COMPRESSORS											
(3 IN BATTERY)	11.120	12.120	40.00	.930	-	2.600	-	.700	-	.020	4.23
CONCRETE PUMPS	11.120	12.120	40.00	.930	-	2.600	-	.700	-	.020	4.23
DOUBLE DRUM HOISTS	11.120	12.120	40.00	.930	-	2.600	-	.700	-	.020	4.23
AGREEMENT B:											
SCRAPERS, TURNAPULLS, MOTOR PATROLS	11.860	12.470	40.00	.900	-	1.950	-	.700	-	.180	4.23
LOCOMOTIVES (LESS THAN 10 TONS), ROAD FINISHING MACHINES, MIXERS UNDER 21E	11.860	12.470	40.00	.900	-	1.950	-	.700	-	.180	4.23
OILERS	11.380	11.700	40.00	.900	-	1.950	-	.700	-	.180	4.23
STRUCTURAL STEEL	12.070	12.470	40.00	.900	-	1.950	-	.700	-	.180	4.23
MAINTENANCE ENGINEERS STRUCTURAL STEEL	12.070	12.470	40.00	.900	-	1.950	-	.700	-	.180	4.23
12.250	12.610	40.00	.900	-	1.950	-	.700	-	.180	4.23	
CHERRY PICKERS (20 T AND OVER), LOADERS (OVER 6 CU. YDS.)	12.370	12.800	40.00	.900	-	1.950	-	.700	-	.180	4.23
FIREMEN	11.860	12.380	40.00	.900	-	1.950	-	.700	-	.180	4.23
PARTY CHIEF	10.930	11.450	40.00	.900	-	1.950	-	.700	-	.180	4.23
TRANSITMEN	9.310	9.660	40.00	.900	-	1.950	-	.700	-	.180	4.23
RODMEN	8.220	8.440	40.00	.900	-	1.950	-	.700	-	.180	4.23
Helpers and laborers											
CONSTRUCTION LABORERS:											
AGREEMENT A	9.880	10.700	40.00	.800	-	1.300	-	-	2.31	.580	-
AGREEMENT B	7.900	8.400	40.00	-	10.00	-	13.00	.750	-	-	4.23
CONCRETE AND CURB FORM SETTERS	8.500	9.000	40.00	-	10.00	-	13.00	.750	-	-	4.23
ROLLER BOYS	8.300	8.800	40.00	-	10.00	-	13.00	.750	-	-	4.23
JACKHAMMER AND DRILL- MEN	7.900	8.400	40.00	-	10.00	-	13.00	.750	-	-	4.23
CURBSETTERS AND FLAGGERS	12.260	12.940	40.00	1.300	-	1.300	-	-	-	.100	2.69
Other heavy construction											
Journeyman											
CARPENTERS	11.450	12.480	35.00	1.700	-	1.780	-	1.010	-	.070	-

See footnotes at end of table.

Table 19. Continued—Wage rates, hours, and employer contributions for selected benefits: Selected cities

(Union building trades)

City and job classification	July 3, 1978			July 2, 1979							
	Rate per hour ¹	Rate per hour ¹	Hours per week ²	Employer contributions for selected benefits ³							
				Insurance ⁴		Pension		Vacation		Other ⁵	
				Dollars	Percent	Dollars	Percent	Dollars	Percent	Dollars	Percent
New York, N.Y.											
—Continued											
Other heavy construction											
Journeyman											
DOCK BUILDERS, PIER CARPENTERS, SHAVERS, HOUSE MOVERS, PILE-DRIVERS, AND FOUNDATION WORKERS	\$11.450	\$12.380	35.00	1.700	-	1.780	-	1.010	-	0.070	-
TIMBERMEN	10.410	11.440	40.00	1.700	-	1.780	-	1.010	-	.070	-
ENGINEERS-POWER EQUIPMENT OPERATORS:											
AGREEMENT A:											
HEAVY EQUIPMENT:											
CRANES AND 2-DRUM											
DERRICKS (STEEL)	12.640	13.970	40.00	.930	-	2.600	-	.700	-	.020	4.23
PILEDRIVERS	11.910	13.000	40.00	.930	-	2.600	-	.700	-	.020	4.23
SHOVELS	12.490	13.640	40.00	.930	-	2.600	-	.700	-	.020	4.23
CRANES (DIGGING BUCKETS)	12.140	13.250	40.00	.930	-	2.600	-	.700	-	.020	4.23
MEDIUM EQUIPMENT:											
CRANES	12.410	13.440	40.00	.930	-	2.600	-	.700	-	.020	4.23
MIXERS	11.360	12.380	40.00	.930	-	2.600	-	.700	-	.020	4.23
POWER HOUSES (LOW PRESSURE)	11.360	12.380	40.00	.930	-	2.600	-	.700	-	.020	4.23
LIGHT EQUIPMENT:											
PORTABLE											
COMPRESSORS											
(3 IN BATTERY)	11.120	12.120	40.00	.930	-	2.600	-	.700	-	.020	4.23
CONCRETE PUMPS	11.120	12.120	40.00	.930	-	2.600	-	.700	-	.020	4.23
DOUBLE DRUM HOISTS	11.120	12.120	40.00	.930	-	2.600	-	.700	-	.020	4.23
AGREEMENT B:											
SCRAPERS, TOURNAPULLS, MOTOR PATROLS, BULL-DOZERS	11.860	12.470	40.00	.900	-	1.950	-	.700	-	.180	4.23
LOCOMOTIVES (LESS THAN 10 TONS), ROAD FINISHING MACHINES, MIXERS UNDER 21E	11.860	12.470	40.00	.900	-	1.950	-	.700	-	.180	4.23
OILERS	11.380	11.700	40.00	.900	-	1.950	-	.700	-	.180	4.23
STRUCTURAL STEEL	12.070	12.470	40.00	.900	-	1.950	-	.700	-	.180	4.23
STRUCTURAL STEEL	12.250	12.610	40.00	.900	-	1.950	-	.700	-	.180	4.23
CHERRY-PICKERS (20 TONS AND OVER), LOADERS (OVER 6 CU YDS.)	12.370	12.800	40.00	.900	-	1.950	-	.700	-	.180	4.23
FIREMEN	11.860	12.380	40.00	.900	-	1.950	-	.700	-	.180	4.23
PARTY CHIEF	10.930	11.450	40.00	.900	-	1.950	-	.700	-	.180	4.23
TRANSITMEN	9.310	9.660	40.00	.900	-	1.950	-	.700	-	.180	4.23
RODMEN	8.220	8.440	40.00	.900	-	1.950	-	.700	-	.180	4.23
Helpers and laborers											
GENERAL LABORERS	7.900	8.400	40.00	-	10.00	-	13.00	.750	-	-	4.23
DRILL RUNNERS	9.250	9.490	40.00	1.070	-	1.790	-	2.000	-	.080	4.23
DRILL RUNNERS' HELPERS											
AND NIPPERS	7.640	7.800	40.00	1.070	-	1.790	-	2.000	-	.080	4.23
JACKHAMMER OPERATORS	9.020	9.250	40.00	1.070	-	1.790	-	2.000	-	.080	4.23
POWDER CARRIERS	8.120	8.310	40.00	1.070	-	1.790	-	2.000	-	.080	4.23
TUNNEL WORKERS:											
COMPRESSED AIR	12.541	14.018	37.50	-	6.00	.400	6.00	-	10.00	1.000	-
FREE AIR	11.793	13.192	37.50	-	6.00	.400	6.00	-	10.00	1.000	-
TOP LABORERS	10.798	12.093	37.50	-	6.00	.400	6.00	-	10.00	1.000	-

See footnotes at end of table.

Table 19. Continued—Wage rates, hours, and employer contributions for selected benefits: Selected cities

(Union building trades)

City and job classification	July 3, 1978			July 2, 1979							
	Rate per hour ¹	Rate per hour ¹	Hours per week ²	Employer contributions for selected benefits ³							
				Insurance ⁴		Pension		Vacation		Other ⁵	
				Dollars	Percent	Dollars	Percent	Dollars	Percent	Dollars	Percent
Norfolk, Va.											
Building construction											
Journeyman											
ASBESTOS WORKERS	\$9.550	\$9.950	40.00	0.650	-	0.650	-	-	-	0.010	-
BOILERMAKERS	10.700	11.700	40.00	1.175	-	1.100	-	-	-	-	-
BRICKLAYERS	9.330	10.080	40.00	.600	-	.200	-	-	-	.010	-
CARPENTERS	9.000	9.300	40.00	.500	-	.450	-	-	-	-	-
MILLWRIGHTS	10.300	10.600	40.00	.500	-	.450	-	-	-	.010	-
CEMENT FINISHERS	8.400	8.500	40.00	.300	-	-	-	-	-	-	-
ELECTRICIANS (INSIDE WIRERS)	9.360	9.792	40.00	.600	-	-	5.00	-	-	-	4.00
ELEVATOR CONSTRUCTORS	9.150	9.280	40.00	.895	-	.690	-	-	6.00	.030	2.69
ENGINEERS--POWER EQUIP- MENT OPERATORS:											
AIR COMPRESSORS OVER 125 CU. FT., ONE-DRUM HOISTS, MIXERS (16S OR SMALLER), PUMPS, ROLLERS	6.300	6.400	40.00	.575	-	.500	-	-	-	.020	-
BULLDOZERS, MIXERS (LARGER THAN 16S), TRENCH MACHINES	7.700	7.900	40.00	.575	-	.500	-	-	-	.020	-
CRANES, DERRICKS, PILEDRIVERS, HOISTS (2 DRUMS OR MORE), MOTOR GRADERS	9.650	9.950	40.00	.575	-	.500	-	-	-	.020	-
GLAZIERS	8.850	9.200	40.00	.450	-	.200	-	-	-	-	-
LATHERS	10.000	10.500	40.00	-	-	.250	-	-	-	-	-
MARBLE SETTERS	8.300	8.510	40.00	.600	-	.200	-	-	-	-	-
MOSAIC AND TERRAZZO WORKERS	8.300	8.510	40.00	.600	-	.200	-	-	-	-	-
PAINTERS	8.050	8.500	40.00	-	-	.400	-	-	-	-	-
STEEL	8.550	9.000	40.00	-	-	.400	-	-	-	-	-
OVER 74 FT.	9.350	9.800	40.00	-	-	.400	-	-	-	-	-
SPRAY	8.400	8.850	40.00	-	-	.400	-	-	-	-	-
SWING STAGE:											
UNDER 75 FT.	8.300	8.750	40.00	-	-	.400	-	-	-	-	-
OVER 40 FT.	8.550	9.000	40.00	-	-	.400	-	-	-	-	-
SAND BLASTING OF STEEL HAND ROLLERS 6 FT. OR OVER	8.800	9.250	40.00	-	-	.400	-	-	-	-	-
OVER	8.300	8.750	40.00	-	-	.400	-	-	-	-	-
PAPERHANGERS	8.400	8.850	40.00	-	-	.400	-	-	-	-	-
PIPEFITTERS	9.150	9.800	40.00	.800	-	.750	-	-	-	.510	-
PLASTERERS:											
AGREEMENT A	10.510	10.710	40.00	.300	-	-	-	-	-	-	-
AGREEMENT B	10.510	10.710	40.00	.300	-	-	-	-	-	-	-
PLUMBERS	9.150	9.800	40.00	.800	-	.750	-	-	-	.510	-
REINFORCING IRON WORKERS	9.350	9.650	40.00	.650	-	1.000	-	0.250	-	.010	-
ROOFERS, COMPOSITION	6.200	6.450	40.00	-	-	-	-	-	-	-	-
ROOFERS, SLATE AND TILE	6.200	6.450	40.00	-	-	-	-	-	-	-	-
SHEET-METAL WORKERS	9.300	9.470	40.00	.470	-	.860	-	-	-	-	-
STONEMASONS	9.330	10.080	40.00	.600	-	.200	-	-	-	.010	-
STRUCTURAL IRON WORKERS	9.350	9.650	40.00	.650	-	1.000	-	.250	-	.010	-
TILE LAYERS	8.300	8.510	40.00	.600	-	.200	-	-	-	-	-
Helpers and laborers											
BRICKLAYERS' TENDERS	5.700	6.050	40.00	.250	-	.250	-	-	-	.070	-
AIR TOOL VIBRATOR OPERATORS	5.700	6.050	40.00	.250	-	.250	-	-	-	.070	-
HOD CARRIERS	5.850	6.200	40.00	.250	-	.250	-	-	-	.070	-
MORTAR MIXERS	5.850	6.200	40.00	.250	-	.250	-	-	-	.070	-
CONSTRUCTION LABORERS CONCRETE SAW OPERATORS	5.600	5.950	40.00	.250	-	.250	-	-	-	.070	-
PIPELAYERS	5.700	6.050	40.00	.250	-	.250	-	-	-	.070	-
MOTORIZED GEORGIA BUG- GY OPERATORS	5.850	6.200	40.00	.250	-	.250	-	-	-	.070	-
5.700	6.050	40.00	.250	-	.250	-	-	-	.070	-	

See footnotes at end of table.

Table 19. Continued—Wage rates, hours, and employer contributions for selected benefits: Selected cities

(Union building trades)

City and job classification	July 3, 1978		July 2, 1979								
	Rate per hour ¹	Rate per hour ¹	Hours per week ²	Employer contributions for selected benefits ³							
				Insurance ⁴		Pension		Vacation		Other ⁵	
				Dollars	Percent	Dollars	Percent	Dollars	Percent	Dollars	Percent
Norfolk, Va.											
—Continued											
Building construction											
Helpers and laborers											
NOZZLEMEN (GUNNITE) OR SANDBLASTING	\$5.700	\$6.050	40.00	0.250	-	0.250	-	-	-	0.070	-
BURNER (WRECKING)	5.950	6.300	40.00	.250	-	.250	-	-	-	.070	-
COMPOSITION ROOFERS' HELPERS	4.450	4.550	40.00	-	-	-	-	-	-	-	-
ELEVATOR CONSTRUCTORS' HELPERS	6.405	6.500	40.00	.895	-	.690	-	-	6.00	.030	2.69
PLUMBERS' LABORERS	5.600	5.950	40.00	.250	-	.250	-	-	-	.070	-
TERRAZZO WORKERS' HELPERS	5.850	6.200	40.00	.250	-	.250	-	-	-	.070	-
BASE GRINDERS	6.000	6.350	40.00	.250	-	.250	-	-	-	.070	-
FLOOR GRINDERS	6.000	6.350	40.00	.250	-	.250	-	-	-	.070	-
TILE LAYERS' HELPERS	5.850	6.200	40.00	.250	-	.250	-	-	-	.070	-
Highway and street construction											
Journeymen											
CARPENTERS	8.750	9.050	40.00	.500	-	.450	-	-	-	-	-
ENGINEERS--POWER EQUIP- MENT OPERATORS: HEAVY EQUIPMENT--COM- PRESSORS (4 OR MORE), CRANEMEN, HOISTS (2 DRUMS OR MORE), FIN- ISH GRADERS	9.250	9.550	40.00	.575	-	.500	-	-	-	.020	-
MEDIUM EQUIPMENT-- BULLDOZERS, FORK- LIFTS, MIXERS (OVER 16S), PANS, TRENCHERS	7.350	7.550	40.00	.575	-	.500	-	-	-	.020	-
LIGHT EQUIPMENT--COM- PRESSORS (LESS THAN 4), HOISTS (1-DRUM), MIXERS, TRACTORS (WITHOUT ATTACHMENTS) .	6.000	6.100	40.00	.575	-	.500	-	-	-	.020	-
Other heavy construction											
Journeymen											
ENGINEERS--POWER EQUIP- MENT OPERATORS: HEAVY EQUIPMENT--COM- PRESSORS (4 OR MORE), CRANEMEN, HOISTS (2 DRUMS OR MORE), FIN- ISH GRADERS	9.650	9.950	40.00	.575	-	.500	-	-	-	.020	-
MEDIUM EQUIPMENT-- BULLDOZERS, FORK- LIFTS, MIXERS (OVER 16S), PANS, TRENCHERS	7.700	7.900	40.00	.575	-	.500	-	-	-	.020	-
LIGHT EQUIPMENT--COM- PRESSORS (LESS THAN 4), HOISTS (1-DRUM), MIXERS, TRACTORS (WITHOUT ATTACHMENTS) .	6.300	6.400	40.00	.575	-	.500	-	-	-	.020	-

See footnotes at end of table.

Table 19. Continued—Wage rates, hours, and employer contributions for selected benefits: Selected cities

(Union building trades)

City and job classification	July 3, 1978			July 2, 1979							
	Rate per hour ¹	Rate per hour ¹	Hours per week ²	Employer contributions for selected benefits ³							
				Insurance ⁴		Pension		Vacation		Other ⁵	
				Dollars	Percent	Dollars	Percent	Dollars	Percent	Dollars	Percent
Omaha, Nebr.											
Building construction											
Journeyman											
ASBESTOS WORKERS	\$11.700	\$12.410	40.00	0.700	-	0.710	-	-	4.50	⁶ 1.060	-
BRICKLAYERS	10.450	11.360	40.00	.820	-	.600	-	1.000	-	.210	-
CARPENTERS	11.060	11.950	40.00	.820	-	.700	-	-	-	.050	-
FLOOR LAYERS	11.060	11.950	40.00	.820	-	.700	-	-	-	.050	-
PILEDRIVERS	11.185	12.085	40.00	.820	-	.700	-	-	-	.050	-
MILLWRIGHTS	10.710	11.630	40.00	.820	-	.700	-	⁶ .600	-	.050	-
CEMENT FINISHERS	10.920	11.830	40.00	.820	-	.900	-	-	-	-	-
DRYWALL TAPERS (FINISHERS):											
COMMERCIAL	10.890	11.060	40.00	.750	-	-	-	.900	-	.040	-
RESIDENTIAL	8.830	9.000	40.00	.750	-	-	-	.900	-	.040	-
ELECTRICIANS (INSIDE WIRERS)	11.922	12.521	40.00	.980	-	.950	3.00	-	⁶ 6.00	-	⁶ 3.50
ELEVATOR CONSTRUCTORS	11.560	12.040	40.00	.890	-	.690	-	-	6.00	.450	2.69
ENGINEERS-POWER EQUIP- MENT OPERATORS:											
HEAVY EQUIPMENT:											
CRANES, DERRICKS SHOVELS, 2-DRUM HOISTS	10.950	11.750	40.00	.820	-	1.000	-	-	-	-	-
MEDIUM EQUIPMENT:											
BLADE GRADERS, MOTOR GRADE AND TRAX- DOZERS	10.680	10.450	40.00	.820	-	1.000	-	-	-	-	-
BULLDOZERS, CONCRETE PUMPS, FORKLIFTS, TRACTORS, 1-DRUM HOISTS	10.580	10.340	40.00	.820	-	1.000	-	-	-	-	-
LIGHT EQUIPMENT:											
AIR COMPRESSORS AND WHEEL TRACTORS	9.010	9.600	40.00	.820	-	1.000	-	-	-	-	-
GLAZIERS	10.350	11.820	40.00	.750	-	.500	-	⁶ 1.000	-	.010	-
LATHERS	9.580	10.590	40.00	.720	-	.750	-	1.250	-	.200	-
MACHINISTS	10.000	12.400	40.00	.478	-	.250	-	-	6.00	-	-
MARBLE SETTERS	10.960	12.220	40.00	.300	-	.400	-	-	-	.200	-
MOSAIC AND TERRAZZO WORKERS	10.960	12.220	40.00	.300	-	.400	-	-	-	.200	-
PAINTERS	9.850	10.320	40.00	-	-	.700	-	⁶ 1.000	-	-	-
SPRAY	10.200	10.920	40.00	-	-	.700	-	⁶ 1.000	-	-	-
STRUCTURAL STEEL	10.200	10.920	40.00	-	-	.700	-	⁶ 1.000	-	-	-
SWING STAGE	10.200	10.920	40.00	-	-	.700	-	⁶ 1.000	-	-	-
PAPERHANGERS	10.200	10.920	40.00	-	-	.700	-	⁶ 1.000	-	-	-
PIPEFITTERS	11.790	12.740	40.00	.700	-	.850	-	⁶ .800	-	.250	-
PLASTERERS	10.700	11.300	40.00	.820	-	.580	-	⁶ 1.000	-	.200	-
PLUMBERS	11.500	12.240	40.00	.950	-	1.050	-	⁶ .800	-	.300	-
REINFORCING IRON WORKERS	10.040	10.980	40.00	.820	-	1.000	-	1.000	-	.050	-
ROOFERS, COMPOSITION	9.300	9.600	40.00	.700	-	.200	-	⁶ .500	-	-	-
SHEET-METAL WORKERS	11.741	12.890	40.00	.750	-	-	-	-	6.00	.180	-
STONEMASONS	10.450	11.360	40.00	.820	-	.600	-	1.000	-	.210	-
STRUCTURAL AND ORNAMENTAL IRON WORKERS	10.040	10.980	40.00	.820	-	1.000	-	1.000	-	.050	-
TILE LAYERS	10.960	12.220	40.00	.300	-	.400	-	-	-	.200	-
Helpers and laborers											
BRICKLAYERS' TENDERS	8.115	8.535	40.00	.650	-	.650	-	-	-	.850	-
MORTAR MIXERS	8.115	8.535	40.00	.650	-	.650	-	-	-	.850	-
BUILDING LABORERS	7.960	8.360	40.00	.650	-	.650	-	-	-	.850	-
ELEVATOR CONSTRUCTORS' HELPERS	8.090	8.430	40.00	.890	-	.690	-	-	6.00	.450	2.69
MARBLE SETTERS' HELPERS	9.600	10.650	40.00	-	-	-	-	-	-	.200	-
PLASTERERS' LABORERS	8.305	8.745	40.00	.650	-	.650	-	-	-	.850	-
TERRAZZO WORKERS' HELPERS	9.600	10.650	40.00	-	-	-	-	-	-	.200	-

See footnotes at end of table.

Table 19. Continued—Wage rates, hours, and employer contributions for selected benefits: Selected cities

(Union building trades)

City and job classification	July 3, 1978			July 2, 1979							
	Rate per hour ¹	Rate per hour ¹	Hours per week ²	Employer contributions for selected benefits ³							
				Insurance ⁴		Pension		Vacation		Other ⁵	
				Dollars	Percent	Dollars	Percent	Dollars	Percent	Dollars	Percent
Omaha, Nebr.											
—Continued											
Building construction											
Helpers and laborers											
BASE MACHINE	\$9.850	\$10.650	40.00	-	-	-	-	-	-	0.200	-
TILE LAYERS' HELPERS	9.600	10.650	40.00	-	-	-	-	-	-	.200	-
Highway and street construction											
Journeyman											
CARPENTERS	10.910	11.710	40.00	0.820	-	0.700	-	-	-	.050	-
CEMENT MASONS	10.300	11.000	40.00	.820	-	.900	-	-	-	-	-
ENGINEERS--POWER EQUIPMENT OPERATORS:											
GROUP 2--OILER DRIVERS	7.880	8.400	40.00	.650	-	.820	-	-	-	-	-
GROUP 3--TRACTORS (UNDER 35 HP.), FORM TRENCHERS, BELT MACHINES	8.310	8.870	40.00	.650	-	.820	-	-	-	-	-
GROUP 5--SPREAD OILERS (AFTER 1 YEAR)	9.650	10.350	40.00	.650	-	.820	-	-	-	-	-
GROUP 6--CONCRETE SPREADERS, TRAXCAVATORS, ONE-DRUM HOISTS AND WINCH TRUCKS	9.880	10.600	40.00	.650	-	.820	-	-	-	-	-
GROUP 4--HYDRO HAMMERS	8.710	9.310	40.00	.650	-	.820	-	-	-	-	-
GROUP 7--SCRAPERS AND TURNAPULLS (OVER 35 HP.)	10.060	10.800	40.00	.650	-	.820	-	-	-	-	-
GROUP 8--TRENCHING MACHINES, PILE-DRIVERS, LOCOMOTIVES, SIDE BOOM CATS, ROTARY WELL-DRILLING OPERATORS	10.240	10.990	40.00	.650	-	.820	-	-	-	-	-
Helpers and laborers											
FORM SETTERS AND PRECAST MANHOLE SETTERS	7.870	8.270	40.00	.650	-	.650	-	-	-	.380	-
PIPELAYERS AND CONCRETE SAW OPERATORS	7.460	7.830	40.00	.650	-	.650	-	-	-	.380	-
RAKERS AND SCREEDMEN ON ASPHALT, MORTAR MIXERS	7.520	7.890	40.00	.650	-	.650	-	-	-	.380	-
FORM SETTER HELPERS	7.410	8.270	40.00	.650	-	.650	-	-	-	.380	-
GENERAL LABORERS	7.200	7.540	40.00	.650	-	.650	-	-	-	.380	-
LABORER-WELDERS	7.570	7.940	40.00	.650	-	.650	-	-	-	.380	-
TUNNELERS, FREE AIR	7.730	8.120	40.00	.650	-	.650	-	-	-	.380	-
Other heavy construction											
Journeyman											
CARPENTERS	10.910	11.710	40.00	.820	-	.700	-	-	-	.050	-
CEMENT MASONS	10.300	11.000	40.00	.820	-	.900	-	-	-	-	-
ENGINEERS--POWER EQUIPMENT OPERATORS:											
GROUP 2--OILER OPERATORS	7.880	8.400	40.00	.650	-	.820	-	-	-	-	-

See footnotes at end of table.

Table 19. Continued—Wage rates, hours, and employer contributions for selected benefits: Selected cities

(Union building trades)

City and job classification	July 3, 1978			July 2, 1979								
	Rate per hour ¹	Rate per hour ¹	Hours per week ²	Employer contributions for selected benefits ³								
				Insurance ⁴		Pension		Vacation		Other ⁵		
				Dollars	Percent	Dollars	Percent	Dollars	Percent	Dollars	Percent	
Omaha, Nebr.												
—Continued												
Other heavy construction												
Journeyman												
GROUP 3--TRACTORS (UNDER 35 HP.), FORM TRENCHERS, BELT MACHINES	\$8.310	\$8.870	40.00	0.650	-	0.820	-	-	-	-	-	-
GROUP 5--SPREAD OILERS (AFTER 1 YEAR)	9.650	10.350	40.00	.650	-	.820	-	-	-	-	-	-
GROUP 6--CONCRETE SPREADERS, TRAXCAVATORS, ONE-DRUM HOISTS AND WINCH TRUCKS	9.880	10.600	40.00	.650	-	.820	-	-	-	-	-	-
GROUP 4--HYDRO HAMMERS	8.710	9.310	40.00	.650	-	.820	-	-	-	-	-	-
GROUP 7--SCRAPERS AND TURNAPULLS (OVER 35 HP.)	10.060	10.800	40.00	.650	-	.820	-	-	-	-	-	-
GROUP 8--TRENCHING MACHINES, PILE-DRIVERS, LOCOMOTIVES, SIDE BOOM CATS, ROTARY WELL DRILLING OPERATORS	10.240	10.990	40.00	.650	-	.820	-	-	-	-	-	-
Helpers and laborers												
FORM SETTERS AND PRECAST MANHOLE SETTERS	7.870	8.270	40.00	.650	-	.650	-	-	-	-	0.380	-
PIPELAYERS AND CONCRETE SAW OPERATORS	7.460	7.830	40.00	.650	-	.650	-	-	-	-	.380	-
RAKERS AND SCREEDMEN ON ASPHALT, MORTAR MIXERS	7.520	7.890	40.00	.650	-	.650	-	-	-	-	.380	-
FORM SETTER HELPERS	7.410	8.270	40.00	.650	-	.650	-	-	-	-	.380	-
GENERAL LABORERS	7.200	7.540	40.00	.650	-	.650	-	-	-	-	.380	-
LABORER-WELDERS	7.570	7.940	40.00	.650	-	.650	-	-	-	-	.380	-
TUNNELERS, FREE AIR	7.730	8.120	40.00	.650	-	.650	-	-	-	-	.380	-
Philadelphia, Pa.												
Building construction												
Journeyman												
ASBESTOS WORKERS	11.460	11.810	40.00	.900	-	1.200	-	1.000	-	-	.040	-
BOILERMAKERS	12.800	13.775	40.00	1.075	-	1.000	-	-	-	-	-	-
BRICKLAYERS	10.930	11.280	35.00	1.100	-	1.150	-	.450	-	-	.090	-
RESIDENTIAL	10.730	10.980	40.00	.770	-	1.050	-	-	-	-	.020	-
CARPENTERS	10.370	10.670	40.00	2.480	-	1.400	-	-	-	-	.090	-
MILLWRIGHTS	10.870	11.170	40.00	2.480	-	1.400	-	-	-	-	.090	-
WHARF AND DOCK BUILDERS	11.120	11.520	40.00	2.480	-	1.400	-	-	-	-	.090	-
CEMENT MASONS	10.000	10.000	40.00	2.090	-	2.200	-	-	-	-	.090	-
DRYWALL TAPERS	11.650	12.350	40.00	.750	-	.200	-	-	-	-	-	0.50
ELECTRICIANS (INSIDE WIRERS)	12.509	12.912	40.00	-	6.00	-	9.00	-	4.00	-	-	.75
RESIDENTIAL	11.300	12.231	40.00	-	6.00	-	9.00	-	4.00	-	-	.75
ELEVATOR CONSTRUCTORS	12.470	12.815	40.00	.895	-	.690	-	-	8.00	.300	-	2.31
ENGINEERS--POWER EQUIPMENT OPERATORS: HEAVY EQUIPMENT: CRANES HANDLING STEEL OR STONE	12.750	13.170	40.00	-	5.50	-	10.30	-	-	-	-	3.00

See footnotes at end of table.

Table 19. Continued—Wage rates, hours, and employer contributions for selected benefits: Selected cities

(Union building trades)

City and job classification	July 3, 1978	July 2, 1979										
	Rate per hour ¹	Rate per hour ¹	Hours per week ²	Employer contributions for selected benefits ³								
				Insurance ⁴		Pension		Vacation		Other ⁵		
				Dollars	Percent	Dollars	Percent	Dollars	Percent	Dollars	Percent	
Philadelphia, Pa.												
—Continued												
Building construction												
Journeyman												
POWER SHOVELS, DER- RICKS, CABLEWAYS	\$12.490	\$12.910	40.00	-	5.50	-	10.30	-	-	-	-	3.00
MEDIUM EQUIPMENT: TOURNAPULLS, CARRY- ALLS	11.620	12.040	40.00	-	5.50	-	10.30	-	-	-	-	3.00
BULLDOZERS, TRACTORS (D7 AND OVER)	11.620	12.040	40.00	-	5.50	-	10.30	-	-	-	-	3.00
LIGHT EQUIPMENT: WELDING MACHINES	10.930	11.350	40.00	-	5.50	-	10.30	-	-	-	-	3.00
COMPRESSORS, PUMPS	10.930	11.350	40.00	-	5.50	-	10.30	-	-	-	-	3.00
GLAZIERS	10.480	10.780	40.00	0.850	-	1.800	-	0.600	-	-	-	-
LATHERS	10.750	10.750	40.00	-	-	1.100	-	.550	-	-	-	-
MARBLE SETTERS	11.840	13.040	40.00	.870	-	1.070	-	.500	-	-	0.210	-
MOSAIC AND TERRAZZO WORK- ERS	9.750	10.250	40.00	.870	-	1.070	-	.500	-	-	-	-
PAINTERS	10.345	10.895	40.00	1.125	-	.400	-	.400	-	-	.050	-
SWING, SPRAY, OR ROLLER	10.595	11.320	40.00	1.125	-	.400	-	.400	-	-	.050	-
PAPERHANGERS	10.120	10.620	40.00	.950	-	.600	-	1.270	-	-	-	-
PIPEFITTERS	11.660	12.160	40.00	.800	-	1.450	-	1.000	-	-	.080	-
SPRINKLER FITTERS	13.120	13.620	40.00	.750	-	1.050	-	-	-	-	-	-
PLASTERERS	12.150	12.150	40.00	.930	-	-	-	.500	-	-	-	-
PLUMBERS	11.470	11.880	40.00	.850	-	1.400	-	1.250	-	-	.130	-
REINFORCING IRON WORKERS	11.270	11.670	40.00	1.240	-	1.860	-	1.000	-	-	-	-
ROOFERS, COMPOSITION	11.670	12.370	40.00	1.400	-	.950	-	1.100	-	-	.200	-
SHEET-METAL WORKERS	11.670	12.150	40.00	1.020	-	1.180	-	.500	-	-	.630	-
STONEMASONS	11.270	12.470	40.00	.870	-	1.070	-	.500	-	-	.210	-
SETTERS	11.850	13.050	40.00	.870	-	1.070	-	.500	-	-	.210	-
STRUCTURAL IRON WORKERS	11.720	12.170	40.00	1.240	-	1.360	-	1.000	-	-	-	-
TILE LAYERS	9.520	9.750	40.00	1.350	-	1.400	-	.250	-	-	.150	-
Helpers and laborers												
BRICKLAYERS' TENDERS	8.950	9.450	40.00	.900	-	.700	-	-	-	-	.090	-
BUILDING LABORERS	9.000	9.500	40.00	.950	-	.700	-	-	-	-	.090	-
RESIDENTIAL	9.000	9.500	40.00	.900	-	.700	-	-	-	-	.090	-
COMPOSITION ROOFERS' HELPERS	4.900	5.400	40.00	1.400	-	.950	-	1.100	-	-	.200	-
ELEVATOR CONSTRUCTORS' HELPERS	8.730	8.970	40.00	.895	-	.690	-	-	8.00	-	.300	2.31
MARBLE SETTERS' HELPERS ..	10.590	10.590	40.00	1.250	-	1.500	-	.500	-	-	.320	-
TILE LAYERS' HELPERS	9.860	10.360	40.00	1.250	-	1.500	-	.500	-	-	.140	-
Highway and street construction												
Journeyman												
CARPENTERS	10.820	11.120	40.00	2.480	-	1.400	-	-	-	-	-	-
ENGINEERS--POWER EQUIP- MENT OPERATORS: HEAVY EQUIPMENT: CRANES	12.490	12.910	40.00	-	5.50	-	10.30	-	-	-	-	3.00
MEDIUM EQUIPMENT: BULLDOZERS, TRACTORS (UNDER D7)	11.620	12.040	40.00	-	5.50	-	10.30	-	-	-	-	3.00
CARRYALLS, TOURNA- PULLS	11.620	12.040	40.00	-	5.50	-	10.30	-	-	-	-	3.00
LIGHT EQUIPMENT: COMPRESSORS, PUMPS	10.930	11.350	40.00	-	5.50	-	10.30	-	-	-	-	3.00
WELDING MACHINES	10.930	11.350	40.00	-	5.50	-	10.30	-	-	-	-	3.00

See footnotes at end of table.

Table 19. Continued—Wage rates, hours, and employer contributions for selected benefits: Selected cities

(Union building trades)

City and job classification	July 3, 1978		July 2, 1979								
	Rate per hour ¹	Rate per hour ¹	Hours per week ²	Employer contributions for selected benefits ³							
				Insurance ⁴		Pension		Vacation		Other ⁵	
				Dollars	Percent	Dollars	Percent	Dollars	Percent	Dollars	Percent
Phoenix, Ariz.											
Building construction											
Journeyman											
ASBESTOS WORKERS	\$10.690	\$11.840	40.00	0.750	-	1.300	-	1.000	-	0.100	-
BOILERMAKERS	13.620	14.360	40.00	1.175	-	1.000	-	1.000	-	-	-
BRICKLAYERS	11.770	12.520	40.00	.650	-	1.100	-	-	-	.300	-
CARPENTERS:											
AGREEMENT A	10.235	11.185	40.00	1.075	-	1.085	-	.250	-	-	-
AGREEMENT B	10.235	11.185	40.00	1.075	-	1.085	-	.250	-	-	-
AGREEMENT C	10.235	11.185	40.00	1.075	-	1.085	-	.250	-	-	-
MILLWRIGHTS	10.650	11.630	40.00	-	18.50	-	17.50	.250	-	-	-
PILEDRIEVERS:											
AGREEMENT A	10.520	11.490	40.00	1.075	-	1.085	-	.250	-	-	-
AGREEMENT B	10.520	11.490	40.00	1.075	-	1.085	-	.250	-	-	-
AGREEMENT C	10.520	11.490	40.00	1.075	-	1.085	-	.250	-	-	-
FLOOR LAYERS:											
AGREEMENT A	10.520	11.490	40.00	1.075	-	1.085	-	.250	-	-	-
AGREEMENT B	10.520	11.490	40.00	1.075	-	1.085	-	.250	-	-	-
AGREEMENT C	10.520	11.490	40.00	1.075	-	1.085	-	.250	-	-	-
DRYWALL	10.235	11.185	40.00	1.075	-	1.085	-	.250	-	-	-
CEMENT FINISHERS	9.710	10.710	40.00	.950	-	1.300	-	.500	-	.050	-
COMPOSITION FINISHERS	9.870	10.885	40.00	.950	-	1.300	-	.500	-	.050	-
ELECTRICIANS (INSIDE											
WIRERS)	12.780	14.550	40.00	.960	-	.880	3.00	-	-	-	1.00
ELEVATOR CONSTRUCTORS	12.440	13.850	40.00	.895	-	.690	-	-	8.00	.035	-
GLAZIERS	11.340	12.170	40.00	.900	-	.300	-	-	-	-	-
LATHERS	10.190	10.790	40.00	.750	-	-	-	1.700	-	.130	-
MARBLE SETTERS	10.670	10.910	40.00	.650	-	1.100	-	-	-	-	-
MOSAIC AND TERRAZZO											
WORKERS	10.670	10.910	40.00	.650	-	1.100	-	-	-	-	-
PAINTERS	10.000	11.000	40.00	.600	-	.400	-	-	-	.110	-
SPRAY	10.250	11.250	40.00	.600	-	.400	-	-	-	.110	-
SWING STAGE	10.400	11.400	40.00	.600	-	.400	-	-	-	.110	-
SPRAY	10.650	11.650	40.00	.600	-	.400	-	-	-	.110	-
STEEL AND BRIDGE	10.930	11.930	40.00	.600	-	.400	-	-	-	.110	-
SPRAY	11.130	12.130	40.00	.600	-	.400	-	-	-	.110	-
PAPERHANGERS	10.250	11.250	40.00	.600	-	.400	-	-	-	.110	-
PIPEFITTERS, STEAMFITTERS	13.240	14.240	40.00	1.000	-	1.350	-	-	-	.270	-
REFRIGERATION FITTERS	13.240	14.240	40.00	1.000	-	1.350	-	-	-	.270	-
PLASTERERS	11.020	11.270	40.00	.950	-	1.300	-	-	-	.050	-
PLUMBERS	13.240	14.240	40.00	1.000	-	1.350	-	-	-	.270	-
REINFORCING IRON											
WORKERS	10.980	11.700	40.00	1.290	-	2.470	-	.500	-	.120	-
ROOFERS, SLATE AND TILE	9.160	9.910	40.00	1.095	-	.200	-	1.000	-	-	-
SHEET-METAL WORKERS	10.850	12.380	40.00	1.000	-	1.400	-	.850	-	.130	-
STONEMASONS	11.770	12.520	40.00	.650	-	1.100	-	-	-	.300	-
STRUCTURAL IRON WORKERS											
ORNAMENTAL IRON WORKERS	10.980	11.700	40.00	1.290	-	2.470	-	.500	-	.120	-
TILE LAYERS	10.670	10.910	40.00	.650	-	1.100	-	-	-	-	-
Helpers and laborers											
BRICKLAYERS' AND											
MASONS' TENDERS	8.800	9.550	40.00	.920	-	1.100	-	.250	-	.190	-
BUILDING LABORERS:											
GROUP I	8.110	8.810	40.00	.920	-	1.100	-	.250	-	.100	-
GROUP II	8.240	8.950	40.00	.920	-	1.100	-	.250	-	.100	-
GROUP III	8.380	9.100	40.00	.920	-	1.100	-	.250	-	.100	-
GROUP IV	8.490	9.220	40.00	.920	-	1.100	-	.250	-	.100	-
GROUP V	8.660	9.400	40.00	.920	-	1.100	-	.250	-	.100	-
GROUP VI	9.035	9.805	40.00	.920	-	1.100	-	.250	-	.100	-
GROUP VII	9.665	10.495	40.00	.920	-	1.100	-	.250	-	.100	-
ELEVATOR CONSTRUCTORS'											
HELPERS	8.710	9.695	40.00	.895	-	.690	-	-	8.00	.035	-
MARBLE FINISHERS	8.770	9.270	40.00	.750	-	-	-	-	-	.070	-
PLASTERERS' LABORERS	9.260	10.050	40.00	.920	-	1.100	-	.250	-	.100	-
PLUMBERS' HELPERS	4.750	5.000	40.00	1.000	-	1.350	-	-	-	.270	-

See footnotes at end of table.

Table 19. Continued—Wage rates, hours, and employer contributions for selected benefits: Selected cities

(Union building trades)

City and job classification	July 3, 1978		July 2, 1979									
	Rate per hour ¹	Rate per hour ¹	Hours per week ²	Employer contributions for selected benefits ³								
				Insurance ⁴		Pension		Vacation		Other ⁵		
				Dollars	Percent	Dollars	Percent	Dollars	Percent	Dollars	Percent	
Phoenix, Ariz.												
—Continued												
Building construction												
Helpers and laborers												
TERRAZZO WORKERS' HELPERS:												
BASE MACHINES	\$9.750	\$10.400	40.00	0.680	-	-	-	-	-	-	0.070	-
FLOOR MACHINES	9.450	10.100	40.00	.680	-	-	-	-	-	-	.070	-
TILE FINISHERS	8.770	9.270	40.00	.750	-	-	-	-	-	-	.070	-
Other heavy construction												
Journeymen												
ENGINEERS--POWER EQUIPMENT OPERATORS:												
HEAVY EQUIPMENT:												
GROUP 1--OILERS	8.680	9.160	40.00	1.100	-	1.100	-	0.500	-	.080	-	-
GROUP 4:												
ELEVATOR HOIST OPERATORS	10.040	10.630	40.00	1.100	-	1.100	-	.500	-	.080	-	-
ROLLER OPERATORS	10.040	10.630	40.00	1.100	-	1.100	-	.500	-	.080	-	-
SCREED OPERATORS	10.040	10.630	40.00	1.100	-	1.100	-	.500	-	.080	-	-
TUGGER OPERATORS	10.040	10.630	40.00	1.100	-	1.100	-	.500	-	.080	-	-
GROUP 5:												
AGGREGATE PLANT OPERATORS	10.570	11.200	40.00	1.100	-	1.100	-	.500	-	.080	-	-
ASPHALT PLANT												
MIXERS	10.570	11.200	40.00	1.100	-	1.100	-	.500	-	.080	-	-
ROLLER OPERATORS	10.570	11.200	40.00	1.100	-	1.100	-	.500	-	.080	-	-
SKIP LOADERS	10.570	11.200	40.00	1.100	-	1.100	-	.500	-	.080	-	-
SCRAPER OPERATORS	10.880	11.530	40.00	1.100	-	1.100	-	.500	-	.080	-	-
TRACTOR OPERATORS	10.880	11.530	40.00	1.100	-	1.100	-	.500	-	.080	-	-
GROUP 6:												
CRANE OPERATORS	11.210	11.890	40.00	1.100	-	1.100	-	.500	-	.080	-	-
MOTOR GRADE OPERATORS:												
ERATORS	11.210	11.890	40.00	1.100	-	1.100	-	.500	-	.080	-	-
SCRAPER OPERATORS	11.210	11.890	40.00	1.100	-	1.100	-	.500	-	.080	-	-
SKIP LOADERS	11.210	11.890	40.00	1.100	-	1.100	-	.500	-	.080	-	-
POWER DIGGERS	11.210	11.890	40.00	1.100	-	1.100	-	.500	-	.080	-	-
TOWER CRANE OPERATORS:												
ERATORS	11.210	11.890	40.00	1.100	-	1.100	-	.500	-	.080	-	-
TRACTOR OPERATORS	11.210	11.890	40.00	1.100	-	1.100	-	.500	-	.080	-	-
UNIVERSAL EQUIPMENT OPERATORS:												
UNIVERSAL EQUIPMENT OPERATORS	11.210	11.890	40.00	1.100	-	1.100	-	.500	-	.080	-	-
GROUP 7:												
CRANE OPERATORS	11.810	12.540	40.00	1.100	-	1.100	-	.500	-	.080	-	-
SKIP LOADERS	11.810	12.540	40.00	1.100	-	1.100	-	.500	-	.080	-	-
UNIVERSAL EQUIPMENT OPERATORS	11.810	12.540	40.00	1.100	-	1.100	-	.500	-	.080	-	-
MEDIUM EQUIPMENT:												
GROUP 3:												
MOTOR CRANE DRIVERS	9.510	10.050	40.00	1.100	-	1.100	-	.500	-	.080	-	-
SKIP LOADERS	9.510	10.050	40.00	1.100	-	1.100	-	.500	-	.080	-	-
TRACTOR OPERATORS	9.510	10.050	40.00	1.100	-	1.100	-	.500	-	.080	-	-
Pittsburgh, Pa.												
Building construction												
Journeymen												
ASBESTOS WORKERS	10.600	10.600	40.00	.850	-	.900	-	1.420	-	.450	-	-
BOILERMAKERS	10.235	11.210	40.00	-	5.00	.500	9.50	-	-	1.620	-	-
BRICKLAYERS	10.500	11.550	37.50	.750	-	1.700	-	-	-	1.460	-	-
CARPENTERS	11.150	11.750	40.00	-	6.00	-	8.00	-	-	-	-	11.10
MILLWRIGHTS	10.260	11.200	40.00	-	6.00	-	6.00	-	-	-	-	25.00
PILEDRIVERS	11.850	12.980	40.00	-	5.50	-	10.00	-	-	-	-	1.00
CEMENT FINISHERS	11.320	12.210	40.00	-	7.00	-	10.00	-	-	-	-	6.50

See footnotes at end of table.

Table 19. Continued—Wage rates, hours, and employer contributions for selected benefits: Selected cities

(Union building trades)

City and job classification	July 3, 1978			July 2, 1979							
	Rate per hour ¹	Rate per hour ¹	Hours per week ²	Employer contributions for selected benefits ³							
				Insurance ⁴		Pension		Vacation		Other ⁵	
				Dollars	Percent	Dollars	Percent	Dollars	Percent	Dollars	Percent
Pittsburgh, Pa.—Continued											
Building construction											
Journeyman											
ELECTRICIANS (INSIDE WIRERS)	\$12.100	\$12.850	40.00	0.450	-	0.400	3.00	0.600	-	-	-
ELEVATOR CONSTRUCTORS	10.980	11.635	40.00	.895	-	.690	-	-	8.00	0.030	2.69
ENGINEERS--POWER EQUIPMENT OPERATORS: HEAVY EQUIPMENT: SHOVELS, CRANES	11.975	13.175	40.00	1.050	-	1.000	-	-	-	.025	-
CARRYALL SCOOPS	11.825	12.975	40.00	1.050	-	1.000	-	-	-	.025	-
MEDIUM EQUIPMENT: BULLDOZERS, COMPRESSORS, HOISTS	11.825	12.975	40.00	1.050	-	1.000	-	-	-	.025	-
LIGHT EQUIPMENT: PUMPS, ROLLERS, WELDERS	10.500	11.530	40.00	1.050	-	1.000	-	-	-	.025	-
GLAZIERS	10.090	10.440	40.00	.820	-	.920	-	1.080	-	.430	-
LATHERS	9.770	10.420	40.00	.900	-	1.300	-	-	-	1.100	-
MACHINISTS	11.000	11.750	40.00	1.000	-	-	-	-	5.00	-	4.23
MARBLE SETTERS	9.970	11.170	40.00	.750	-	1.800	-	-	-	.530	-
MOSAIC AND TERRAZZO WORKERS: ERS	10.650	12.150	40.00	.750	-	1.400	-	-	-	.380	-
PAINTERS	11.280	12.480	40.00	.900	-	.400	-	-	-	.030	-
SPRAY	11.780	12.980	40.00	.900	-	.400	-	-	-	.030	-
INDUSTRIAL	11.630	12.930	40.00	.900	-	.400	-	-	-	.030	-
SPRAY, INDUSTRIAL	12.130	13.430	40.00	.900	-	.400	-	-	-	.030	-
PAPERHANGERS	11.280	12.480	40.00	.900	-	.400	-	-	-	.030	-
PIPEFITTERS	12.000	13.300	40.00	.850	-	1.190	-	-	-	.090	-
SPRINKLER FITTERS	11.300	12.650	40.00	.750	-	1.050	-	-	-	1.000	-
PLASTERERS	10.690	11.390	40.00	.850	-	1.550	-	-	-	.140	-
PLUMBERS	10.900	11.830	40.00	1.000	-	1.450	-	-	-	1.240	-
ROOFERS, SLATE AND TILE	12.260	13.510	40.00	.770	-	1.500	-	-	-	.110	-
SHEET-METAL WORKERS	11.600	12.600	40.00	1.020	-	1.560	-	-	-	.340	-
STONEMASONS	10.480	11.580	37.50	.750	-	2.600	-	-	-	.820	-
STRUCTURAL IRON WORKERS: ORNAMENTAL IRON WORKERS	10.055	12.455	40.00	.875	-	2.010	-	-	-	1.000	-
ERS	10.055	12.455	40.00	.875	-	2.010	-	-	-	1.000	-
FENCE ERECTORS	10.055	12.455	40.00	.875	-	2.010	-	-	-	1.000	-
TILE LAYERS	9.770	10.970	40.00	.750	-	1.800	-	-	-	.530	-
Helpers and laborers											
BUILDING LABORERS	9.530	10.210	40.00	-	9.00	-	9.00	-	-	-	.50
ELEVATOR CONSTRUCTORS' HELPERS	7.690	8.140	40.00	.895	-	.690	-	-	8.00	.030	2.69
MARBLE SETTERS' HELPERS	9.490	9.790	40.00	.750	-	1.400	-	-	-	.750	-
PLASTERERS' TENDERS	9.780	10.210	40.00	-	9.00	-	9.00	-	-	-	.50
TERRAZZO WORKERS' HELPERS	9.655	10.005	40.00	.750	-	1.400	-	-	-	.750	-
TILE LAYERS' HELPERS	8.590	8.890	40.00	.750	-	1.400	-	-	-	.900	-
Highway and street construction											
Journeyman											
CARPENTERS	10.870	11.560	40.00	-	8.00	-	7.00	-	-	-	.40
CEMENT FINISHERS	10.250	10.900	40.00	-	6.00	-	10.00	-	-	-	6.40
ENGINEERS--POWER EQUIPMENT OPERATORS: HEAVY EQUIPMENT: CRANES, DITCHERS, SHOVELS	11.130	11.730	40.00	.950	-	1.000	-	-	-	.125	-

See footnotes at end of table.

Table 19. Continued—Wage rates, hours, and employer contributions for selected benefits: Selected cities

(Union building trades)

City and job classification	July 3, 1978			July 2, 1979							
	Rate per hour ¹	Rate per hour ¹	Hours per week ²	Employer contributions for selected benefits ³							
				Insurance ⁴		Pension		Vacation		Other ⁵	
				Dollars	Percent	Dollars	Percent	Dollars	Percent	Dollars	Percent
Pittsburgh, Pa.—Continued											
Highway and street construction											
Journeyman											
MEDIUM EQUIPMENT:											
BULLDOZERS, CARRYALLS GRADERS, SCOOPS	\$10.870	\$11.470	40.00	0.950	-	1.000	-	-	-	0.125	-
LIGHT EQUIPMENT:											
ROLLERS	8.510	9.110	40.00	.950	-	1.000	-	-	-	.125	-
COMPRESSORS	8.060	8.660	40.00	.950	-	1.000	-	-	-	.125	-
Helpers and laborers											
CONSTRUCTION LABORERS	8.050	8.590	40.00	-	10.00	-	10.00	-	-	-	0.50
Portland, Ore.											
Building construction											
Journeyman											
ASBESTOS WORKERS	14.120	15.890	40.00	.750	-	1.300	-	0.250	-	-	-
BOILERMAKERS	12.025	12.760	40.00	1.175	-	1.000	-	1.000	-	-	-
BRICKLAYERS	12.690	13.760	40.00	.950	-	1.200	-	.500	-	.250	-
CAULKERS, POINTERS AND CLEANERS											
CAULKERS	12.690	13.760	40.00	.950	-	1.200	-	.500	-	.250	-
CARPENTERS	11.280	12.120	40.00	.800	-	1.000	-	.650	-	-	-
RESIDENTIAL	10.100	10.950	40.00	.800	-	1.000	-	.650	-	-	-
FLOOR LAYERS	11.430	12.270	40.00	.800	-	1.000	-	.650	-	-	-
MILLWRIGHTS	11.530	12.370	40.00	.800	-	1.000	-	.650	-	-	-
AGREEMENT B	11.380	12.220	40.00	.800	-	1.000	-	.650	-	-	-
SHINGLERS	11.280	12.120	40.00	.800	-	1.000	-	.650	-	-	-
CEMENT FINISHERS	11.000	11.500	40.00	.900	-	1.000	-	1.000	-	.050	-
COMPOSITION, MASTIC	11.150	11.650	40.00	.900	-	1.000	-	1.000	-	.050	-
DRYWALL TAPERS	11.780	13.540	40.00	.650	-	.600	-	.500	-	.140	-
ELECTRICIANS (INSIDE WIRERS)											
ELECTRICIANS	13.386	14.674	40.00	.900	-	1.600	3.00	-	8.00	-	1.00
ELEVATOR CONSTRUCTORS ...	13.405	14.205	40.00	1.045	-	.690	-	-	6.00	.030	2.80
ENGINEERS-POWER EQUIPMENT OPERATORS:											
HEAVY EQUIPMENT:											
POWER SHOVELS UNDER											
1 CU. YD.	11.200	12.230	40.00	1.000	-	1.470	-	.500	-	.100	-
1 CU YD. AND UNDER											
3 CU YD.	11.340	12.370	40.00	1.000	-	1.470	-	.500	-	.100	-
3 CU YD. AND OVER	11.980	13.010	40.00	1.000	-	1.470	-	.500	-	.100	-
TRACTORS OVER 50 HORSEPOWER											
TRACTORS	11.120	12.150	40.00	1.000	-	1.470	-	.500	-	.100	-
MEDIUM EQUIPMENT:											
BLADES, POWER OVER 50 HORSEPOWER											
BLADES	11.340	12.370	40.00	1.000	-	1.470	-	.500	-	.100	-
PILEDRIVER ENGINEERS	11.340	12.370	40.00	1.000	-	1.470	-	.500	-	.100	-
LIGHT EQUIPMENT:											
HOISTS:											
SINGLE DRUM											
SINGLE DRUM	10.820	11.850	40.00	1.000	-	1.470	-	.500	-	.100	-
2 ACTIVE DRUMS OR MORE											
2 ACTIVE DRUMS OR MORE	11.260	12.290	40.00	1.000	-	1.470	-	.500	-	.100	-
CONCRETE MIXERS:											
1-5 BAG CAPACITY											
1-5 BAG CAPACITY	10.800	11.830	40.00	1.000	-	1.470	-	.500	-	.100	-
5 BAG CAPACITY AND OVER											
5 BAG CAPACITY AND OVER	10.960	11.990	40.00	1.000	-	1.470	-	.500	-	.100	-
MULTI-UNITS OF 3 MIXERS											
MIXERS	11.260	12.290	40.00	1.000	-	1.470	-	.500	-	.100	-
DERRICKS, LIVE BOOM	11.340	12.370	40.00	1.000	-	1.470	-	.500	-	.100	-
GLAZIERS	10.680	11.060	40.00	.810	-	.650	-	.750	-	.050	-
LATHERS	10.620	11.420	40.00	.750	-	1.550	-	1.000	-	.150	-
MACHINISTS	13.810	14.060	40.00	-	-	.100	-	-	-	-	-
MARBLE SETTERS	12.690	13.760	40.00	.950	-	1.200	-	.500	-	.250	-

See footnotes at end of table.

Table 19. Continued—Wage rates, hours, and employer contributions for selected benefits: Selected cities

(Union building trades)

City and job classification	July 3, 1978			July 2, 1979							
	Rate per hour ¹	Rate per hour ¹	Hours per week ²	Employer contributions for selected benefits ³							
				Insurance ⁴		Pension		Vacation		Other ⁵	
				Dollars	Percent	Dollars	Percent	Dollars	Percent	Dollars	Percent
Portland, Ore.—Continued											
Building construction											
Journeyman											
MOSAIC AND TERRAZZO WORKERS	\$11.580	\$13.390	40.00	0.800	-	1.000	-	0.250	-	0.500	-
PAINTERS	11.160	12.310	40.00	.800	-	1.000	-	.500	-	.140	-
SPRAY	11.560	12.710	40.00	.800	-	1.000	-	.500	-	.140	-
HIGH WORK (OVER 50 FT) ...	11.910	13.060	40.00	.800	-	1.000	-	.500	-	.140	-
STRUCTURAL STEEL	11.910	13.060	40.00	.800	-	1.000	-	.500	-	.140	-
BRIDGE	11.910	13.060	40.00	.800	-	1.000	-	.500	-	.140	-
PAPERHANGERS	11.560	12.710	40.00	.800	-	1.000	-	.500	-	.140	-
PIPEFITTERS AND REFRIG- ERATION FITTERS	13.070	15.010	40.00	1.500	-	1.600	-	1.250	-	.190	-
OIL FITTERS	8.250	*8.250	40.00	1.370	-	1.000	-	1.000	-	-	-
PLASTERERS:											
RESIDENTIAL	11.420	12.520	40.00	.750	-	1.000	-	.450	-	.150	-
COMMERCIAL	10.870	11.520	40.00	.750	-	2.000	-	.450	-	.150	-
PLUMBERS	13.070	14.830	40.00	1.500	-	1.600	-	1.250	-	.190	-
REINFORCING IRON WORKERS	12.100	13.660	40.00	.930	-	1.700	-	.750	-	-	-
ROOFERS, COMPOSITION	11.150	12.050	40.00	.800	-	1.200	-	.100	-	-	-
SHEET-METAL WORKERS	12.130	13.590	40.00	.980	-	1.280	-	1.000	-	.040	3.00
STONEMASONS	12.690	13.760	40.00	.950	-	1.200	-	.500	-	.250	-
STRUCTURAL IRON WORKERS ORNAMENTAL FINISHERS	12.100	13.660	40.00	.930	-	1.700	-	.750	-	-	-
TILE SETTERS	11.580	13.390	40.00	.800	-	1.000	-	.250	-	.500	-
Helpers and laborers											
BRICKLAYERS' TENDERS (HOD CARRIERS)	9.380	10.100	40.00	1.070	-	1.230	-	.800	-	.150	-
BUILDING LABORERS	8.400	9.080	40.00	1.070	-	1.230	-	.800	-	.150	-
COMPOSITION ROOFERS' HELPERS (FIRST 800 HRS)	7.200	8.100	40.00	.800	-	1.200	-	.100	-	-	-
ELEVATOR CONSTRUCTORS' HELPERS	9.380	9.940	40.00	1.045	-	.690	-	-	6.00	.030	2.80
PROBATIONARY HELPERS ...	6.700	7.100	40.00	1.045	-	.690	-	-	6.00	.030	2.80
JACKHAMMER MEN (POWER) ...	9.280	9.960	40.00	1.070	-	1.230	-	.800	-	.150	-
MARBLE SETTERS' HELPERS ...	9.380	10.100	40.00	1.070	-	1.230	-	.800	-	.150	-
PLASTERERS' LABORERS	9.380	10.100	40.00	1.070	-	1.230	-	.800	-	.150	-
PLUMBERS' LABORERS	9.030	9.710	40.00	1.070	-	1.230	-	.800	-	.150	-
TERRAZZO WORKERS' HELPERS,	10.080	12.000	40.00	.800	-	.350	-	.250	-	.150	-
TILE LAYERS' HELPERS	10.080	12.000	40.00	.800	-	.350	-	.250	-	.150	-
Highway and street construction											
Helpers and laborers											
CONSTRUCTION LABORERS:											
GROUP I	8.220	8.890	40.00	1.070	-	1.230	-	.800	-	.340	-
GROUP II	8.750	9.420	40.00	1.070	-	1.230	-	.800	-	.340	-
GROUP III	9.100	9.770	40.00	1.070	-	1.230	-	.800	-	.340	-
GROUP IV	9.400	10.070	40.00	1.070	-	1.230	-	.800	-	.340	-
Providence, R.I.											
Building construction											
Journeyman											
ASBESTOS WORKERS	9.830	10.180	35.00	1.450	-	1.330	-	1.000	-	-	-
BOILERMAKERS	11.800	12.300	40.00	1.150	-	-	10.00	-	-	-	-
BRICKLAYERS	10.100	10.350	40.00	1.100	-	1.150	-	-	-	.040	-
CARPENTERS	10.000	11.110	40.00	.750	-	1.100	-	.250	-	.050	-
PILEDRIVERS AND DOCK BUILDERS	10.010	11.110	40.00	.750	-	1.100	-	.250	-	.050	-

See footnotes at end of table.

Table 19. Continued—Wage rates, hours, and employer contributions for selected benefits: Selected cities

(Union building trades)

City and job classification	July 3, 1978			July 2, 1979							
	Rate per hour ¹	Rate per hour ¹	Hours per week ²	Employer contributions for selected benefits ³							
				Insurance ⁴		Pension		Vacation		Other ⁵	
				Dollars	Percent	Dollars	Percent	Dollars	Percent	Dollars	Percent
Providence, R.I.											
—Continued											
Building construction											
Journeyman											
MILLWRIGHTS	\$10.250	\$11.350	40.00	0.750	-	1.100	-	⁶ 0.250	-	0.050	-
RESIDENTIAL	7.950	8.830	40.00	.750	-	1.100	-	⁶ .250	-	.050	-
CEMENT FINISHERS	10.100	10.600	40.00	.900	-	.450	-	-	-	-	-
DRYWALL TAPERS (FINISHERS)	9.300	9.950	40.00	.700	-	1.050	-	⁶ .500	-	-	-
ELECTRICIANS (INSIDE WIRERS)	10.500	11.250	40.00	.730	-	¹¹ 1.650	3.00	-	-	.020	1.00
ELEVATOR CONSTRUCTORS	10.410	10.715	40.00	.895	-	.690	-	-	6.00	.030	2.69
ENGINEERS—POWER EQUIPMENT OPERATORS:											
HEAVY EQUIPMENT:											
CRANES, SHOVELS, DRAGLINES, BACKHOES	11.015	11.765	40.00	.950	-	1.150	-	-	-	.100	3.85
MEDIUM EQUIPMENT:											
HOISTS, PILEDRIVERS, DERRICKS	11.015	11.765	40.00	.950	-	1.150	-	-	-	.100	3.85
LIGHT EQUIPMENT:											
PUMPS, AIR COMPRESSORS, GAS AND ELECTRIC HEATERS	9.340	9.590	40.00	.950	-	1.150	-	-	-	.100	3.85
GLAZIERS	9.050	9.530	40.00	.620	-	¹¹ 1.500	-	-	-	.010	.39
LATHERS	9.990	10.440	35.00	1.000	-	.700	-	-	-	.030	-
MARBLE SETTERS	9.950	10.350	40.00	1.100	-	1.150	-	-	-	-	-
MOSAIC AND TERRAZZO WORKERS	9.950	10.350	40.00	1.100	-	1.150	-	-	-	-	-
PAINTERS	9.300	9.950	40.00	.700	-	1.050	-	.500	-	-	-
STRUCTURAL STEEL	9.550	10.200	40.00	.700	-	1.050	-	.500	-	-	-
SPRAY	10.300	10.950	40.00	.700	-	1.050	-	.500	-	-	-
PAPERHANGERS	9.300	9.950	40.00	.700	-	1.050	-	.500	-	-	-
PIPEFITTERS	11.350	11.900	40.00	.830	-	1.530	-	-	-	.120	-
SPRINKLER FITTERS	10.960	12.310	40.00	.750	-	1.050	-	-	-	-	-
PLASTERERS	9.500	10.150	40.00	.900	-	.450	-	-	-	-	-
PLUMBERS	10.510	11.010	40.00	.950	-	¹¹ 2.150	-	⁶ .150	-	.120	-
REINFORCING IRON WORKERS	9.680	10.930	40.00	1.150	-	¹¹ 2.350	-	⁶ .250	-	-	-
ROOFERS, COMPOSITION	10.350	10.850	40.00	.650	-	.450	-	⁶ .150	-	-	-
ROOFERS, SLATE AND TILE	10.550	11.050	40.00	.650	-	.450	-	⁶ .150	-	-	-
SHEET-METAL WORKERS	9.980	10.780	40.00	.960	-	1.550	-	-	-	.020	-
STONEMASONS	10.100	10.350	40.00	1.100	-	1.150	-	-	-	.040	-
STRUCTURAL IRON WORKERS	9.680	10.930	40.00	1.150	-	¹¹ 2.350	-	⁶ .250	-	-	-
ORNAMENTAL	9.680	10.930	40.00	1.150	-	¹¹ 2.350	-	⁶ .250	-	-	-
TILE LAYERS	9.950	10.350	40.00	1.100	-	1.150	-	-	-	-	-
Helpers and laborers											
BRICKLAYERS' TENDERS	8.250	8.950	40.00	.700	-	1.000	-	-	-	.200	-
MORTAR MIXERS	8.500	9.200	40.00	.700	-	1.000	-	-	-	.200	-
BUILDING LABORERS	8.250	8.950	40.00	.700	-	1.000	-	-	-	.200	-
COMPOSITION ROOFERS' HELPERS:											
CLASS A	9.500	10.000	40.00	.650	-	.450	-	⁶ .150	-	-	-
CLASS B	8.950	9.450	40.00	.650	-	.450	-	⁶ .150	-	-	-
ELEVATOR CONSTRUCTORS' HELPERS	7.290	7.500	40.00	.895	-	.690	-	-	6.00	.030	2.69
MARBLE SETTERS' HELPERS	9.250	9.870	40.00	-	-	⁶ 1.250	-	-	-	-	-
PLASTERERS' LABORERS	8.500	9.200	40.00	.700	-	1.000	-	-	-	.150	-
TERRAZZO WORKERS' HELPERS	9.250	9.870	40.00	-	-	⁶ 1.250	-	-	-	-	-
TILE LAYERS' HELPERS	9.250	9.870	40.00	-	-	⁶ 1.250	-	-	-	-	-
Highway and street construction											
Journeyman											
CARPENTERS, PILEDRIVERS	10.010	11.110	40.00	.750	-	1.100	-	.250	-	.050	-

See footnotes at end of table.

Table 19. Continued—Wage rates, hours, and employer contributions for selected benefits: Selected cities

(Union building trades)

City and job classification	July 3, 1978			July 2, 1979							
	Rate per hour ¹	Rate per hour ¹	Hours per week ²	Employer contributions for selected benefits ³							
				Insurance ⁴		Pension		Vacation		Other ⁵	
				Dollars	Percent	Dollars	Percent	Dollars	Percent	Dollars	Percent
Providence, R.I.											
—Continued											
Highway and street construction											
Journeyman											
CEMENT FINISHERS	\$8.500	\$8.900	40.00	0.500	-	0.350	-	-	-	-	-
ENGINEERS--POWER EQUIPMENT OPERATORS: HEAVY EQUIPMENT: CRANES, DRAGLINES, PAVERS, SHOVELS	10.845	11.595	40.00	.950	-	1.150	-	-	-	0.150	3.85
MEDIUM EQUIPMENT: PILE DRIVERS, LIGHTERS, DERRICKS	10.845	11.595	40.00	.950	-	1.150	-	-	-	.150	3.85
LIGHT EQUIPMENT: PUMPS AND AIR COMPRESSORS, MIXERS, STONE CRUSHERS	8.945	9.195	40.00	.950	-	1.150	-	-	-	.150	3.85
Helpers and laborers											
GENERAL LABORERS	8.250	8.950	40.00	.700	-	1.000	-	-	-	.200	-
Other heavy construction											
Journeyman											
ENGINEERS--POWER EQUIPMENT OPERATORS: HEAVY EQUIPMENT: CRANES, SHOVELS, DRAGLINES, PAVERS	11.740	12.490	40.00	.950	-	1.150	-	-	-	.100	3.85
MEDIUM EQUIPMENT: PILEDRIVERS, LIGHTERS, DERRICKS	11.740	12.490	40.00	.950	-	1.150	-	-	-	.100	3.85
LIGHT EQUIPMENT: PUMPS AND AIR COMPRESSORS, MIXERS, STONE CRUSHERS	9.790	10.040	40.00	.950	-	1.150	-	-	-	.100	3.85
Riverside, Calif.											
Building construction											
Journeyman											
ASBESTOS WORKERS	12.650	13.450	40.00	1.050	-	1.370	-	1.000	-	-	-
BOILERMAKERS	13.621	14.360	40.00	1.175	-	1.000	-	1.000	-	-	-
BRICKLAYERS	11.750	12.650	40.00	1.300	-	2.100	-	.500	-	.250	-
CARPENTERS	10.770	11.570	40.00	1.630	-	2.160	-	1.000	-	.020	-
CEMENT FINISHERS	11.010	11.610	40.00	1.300	-	1.850	-	1.100	-	.010	-
DRYWALL TAPERS	12.210	12.960	40.00	1.380	-	1.380	-	.750	-	.240	-
ELECTRICIANS	13.760	14.860	40.00	.850	-	2.000	3.00	-	-	.040	1.00
ELEVATOR CONSTRUCTORS	13.410	*13.410	40.00	.895	-	.690	-	-	8.00	.030	2.80
ENGINEERS--POWER EQUIPMENT OPERATORS: BACKHOES, CLAMSHELLS (OVER 3/4 YDS.), DRAGLINES, SHOVELS (GROUP 6)	12.140	12.640	40.00	1.100	-	2.600	-	.850	-	.100	-
TRACTORS (UP TO 100 HORSEPOWER) (GROUP 5)	12.030	12.530	40.00	1.100	-	2.600	-	.850	-	.100	-
A-FRAME OR WINCH TRUCKS (GROUP 3)	11.670	12.170	40.00	1.100	-	2.600	-	.850	-	.100	-
MOTOR PATROL BLADE OPERATORS: SINGLE ENGINE (GROUP 7)	12.260	12.760	40.00	1.100	-	2.600	-	.850	-	.100	-

See footnotes at end of table.

Table 19. Continued—Wage rates, hours, and employer contributions for selected benefits: Selected cities

(Union building trades)

City and job classification	July 3, 1978			July 2, 1979							
	Rate per hour ¹	Rate per hour ¹	Hours per week ²	Employer contributions for selected benefits ³							
				Insurance ⁴		Pension		Vacation		Other ⁵	
				Dollars	Percent	Dollars	Percent	Dollars	Percent	Dollars	Percent
Riverside, Calif.											
—Continued											
Building construction											
Journeyman											
MULTI-ENGINE (GROUP 8)	\$12.430	\$12.930	40.00	1.100	-	2.600	-	0.850	-	0.100	-
COMPRESSORS (GROUP 1)	11.100	11.600	40.00	1.100	-	2.600	-	.850	-	.100	-
CONCRETE MIXERS (SKIP-TYPE) (GROUP 2)	11.380	11.880	40.00	1.100	-	2.600	-	.850	-	.100	-
TRACTORS (OVER 100 HORSEPOWER) (GROUP 6)	12.140	12.640	40.00	1.100	-	2.600	-	.850	-	.100	-
CONCRETE MIXERS (PAVING) (GROUP 6)	12.140	12.640	40.00	1.100	-	2.600	-	.850	-	.100	-
SKIP LOADERS (3/4 TO 1-1/2 YDS) (GROUP 5)	12.030	12.530	40.00	1.100	-	2.600	-	.850	-	.100	-
SKIP LOADERS (1-1/2 TO 6-1/2 YDS) (GROUP 6)	12.140	12.640	40.00	1.100	-	2.600	-	.850	-	.100	-
TRACTOR LOADERS (OVER 6-1/2 YDS) (GROUP 7)	12.260	12.760	40.00	1.100	-	2.600	-	.850	-	.100	-
TRENCHING MACHINES (UP TO 6 FT.) (GROUP 6)	12.140	12.640	40.00	1.100	-	2.600	-	.850	-	.100	-
CANAL LINER OPERATORS (GROUP 9)	12.560	13.060	40.00	1.100	-	2.600	-	.850	-	.100	-
GLAZIERS	10.119	10.658	40.00	1.070	-	2.600	-	-	8.00	-	5.00
LATHERS	12.000	12.000	40.00	.760	-	1.090	-	.500	-	.120	-
MACHINISTS	12.400	14.400	40.00	.749	-	.900	-	-	-	-	-
MARBLE SETTERS	11.600	12.850	40.00	1.150	-	1.650	-	.500	-	.250	-
PAINTERS	11.580	12.370	40.00	1.380	-	1.380	-	.750	-	.240	-
PAPERHANGERS	12.080	12.870	40.00	1.380	-	1.380	-	.750	-	.240	-
PIPEFITTERS	13.120	13.830	36.00	-	10.00	-	16.00	-	13.00	-	2.00
PLASTERERS	13.916	14.408	40.00	-	-	-	-	-	15.00	-	-
PLUMBERS	13.120	13.830	36.00	-	10.00	-	16.00	-	13.00	-	2.00
REINFORCING IRON WORKERS	12.000	12.500	40.00	1.390	-	2.820	-	1.900	-	.110	-
ROOFERS, COMPOSITION	11.450	12.650	40.00	.800	-	1.000	-	1.250	-	.160	-
ROOFERS, SLATE AND TILE	11.450	12.650	40.00	.800	-	1.000	-	1.250	-	.160	-
SHEETMETAL WORKERS	9.990	11.250	40.00	1.140	-	1.910	-	-	10.00	.480	-
STONEMASONS	11.750	12.650	40.00	1.300	-	2.100	-	.500	-	.250	-
STRUCTURAL IRON WORKERS	12.000	12.500	40.00	1.390	-	2.820	-	1.900	-	.110	-
TERRAZZO WORKERS	11.520	12.470	40.00	1.000	-	1.800	-	1.000	-	-	-
TILE LAYERS (TILE SETTERS)	11.500	12.650	40.00	1.300	-	2.100	-	.500	-	.250	-
TILE LAYERS' FINISHERS	9.460	10.110	40.00	1.490	-	1.470	-	.600	-	.230	-
CERTIFIED FINISHERS	9.740	10.390	40.00	1.490	-	1.470	-	.600	-	.230	-
Helpers and laborers											
BRICKLAYERS' TENDERS	8.850	9.480	40.00	1.250	-	2.550	-	.700	-	.240	-
BUILDING LABORERS (GENERAL CONST.)	8.350	8.980	40.00	1.250	-	2.550	-	.700	-	.240	-
ELEVATOR CONSTRUCTORS' HELPERS	9.390	9.390	40.00	.895	-	.690	-	-	8.00	.030	2.80
COMPOSITION ROOFERS' HELPERS	5.750	6.800	40.00	.800	-	1.000	-	1.250	-	.160	-
MARBLE SETTERS' HELPERS	7.950	8.880	40.00	1.490	-	1.470	-	.600	-	-	-
PLASTERERS' TENDERS	11.020	11.770	40.00	1.250	-	2.550	-	1.000	-	.100	-
TERRAZZO FINISHERS	9.830	11.500	40.00	1.000	-	1.800	-	1.000	-	-	-
Rochester, N.Y.											
Building construction											
Journeyman											
ASBESTOS WORKERS	12.220	13.070	40.00	1.400	-	.900	-	-	-	.070	-
BRICKLAYERS	11.770	12.620	40.00	.750	-	.850	-	-	-	.056	-
RESIDENTIAL	7.000	7.400	40.00	.750	-	.850	-	-	-	-	-
CARPENTERS, GENERAL	10.950	11.650	40.00	.900	-	1.060	-	-	-	.430	-

See footnotes at end of table.

Table 19. Continued—Wage rates, hours, and employer contributions for selected benefits: Selected cities

(Union building trades)

City and job classification	July 3, 1978			July 2, 1979							
	Rate per hour ¹	Rate per hour ¹	Hours per week ²	Employer contributions for selected benefits ³							
				Insurance ⁴		Pension		Vacation		Other ⁵	
				Dollars	Percent	Dollars	Percent	Dollars	Percent	Dollars	Percent
Rochester, N.Y.											
—Continued											
Building construction											
Journeyemen											
RESIDENTIAL	\$5.500	*\$5.500	40.00	0.850	-	1.060	-	-	-	0.360	-
FLOOR LAYERS, HARDWOOD											
TILE AND CARPETING	10.470	11.120	40.00	.900	-	.660	-	-	-	.055	-
MILLWRIGHTS	11.270	11.880	40.00	.900	-	1.150	-	-	-	.430	0.39
CEMENT FINISHERS	11.770	12.620	40.00	.750	-	.850	-	-	-	.056	-
RESIDENTIAL	7.000	7.400	40.00	.750	-	.850	-	-	-	-	-
DRYWALL TAPERS	9.600	10.190	40.00	1.310	-	.660	-	-	-	.400	-
ELECTRICIANS (INSIDE WIRERS)	11.600	12.500	40.00	1.000	-	1.350	3.00	*0.500	-	-	1.25
ELEVATOR CONSTRUCTORS	12.160	12.700	40.00	.895	-	.690	-	-	8.00	.035	**2.69
ENGINEERS--POWER EQUIP- MENT OPERATORS:											
HEAVY EQUIPMENT-- CRANES, DERRICKS, PILEDRIVERS	11.210	12.010	40.00	.650	-	1.050	-	-	-	.500	**2.31
MEDIUM EQUIPMENT-- HOISTS, CONCRETE PUMPS, HIGH PRESSURE BOILERS	10.980	11.730	40.00	.650	-	1.050	-	-	-	.500	**2.31
LIGHT EQUIPMENT-- PUMPS, COMPRESSORS, MIXERS	9.890	10.640	40.00	.650	-	1.050	-	-	-	.500	**2.31
RESIDENTIAL	7.500	8.000	40.00	.650	-	1.050	-	-	-	.300	**2.31
GLAZIERS	10.540	10.540	40.00	1.020	-	.630	-	-	-	.060	-
LATHERS	11.380	*11.380	40.00	-	-	.500	-	-	-	.060	-
MACHINISTS	11.000	**11.000	40.00	.600	-	-	-	-	5.00	-	4.62
MARBLE SETTERS	12.860	13.710	40.00	-	-	-	-	-	-	.050	-
MOSAIC AND TERRAZZO WORKERS	12.860	13.710	40.00	-	-	-	-	-	-	.050	-
PAINTERS	9.600	10.190	40.00	1.310	-	.660	-	-	-	.400	-
STRUCTURAL STEEL:											
TO 40 FEET	10.100	10.690	40.00	1.310	-	.660	-	-	-	.400	-
OVER 40 FEET	10.300	10.890	40.00	1.310	-	.660	-	-	-	.400	-
SPRAY:											
REGULAR	10.200	10.790	40.00	1.310	-	.660	-	-	-	.400	-
BRIDGE	10.600	11.250	40.00	1.310	-	.660	-	-	-	.400	-
PAPERHANGERS	9.850	10.440	40.00	1.310	-	.660	-	-	-	.400	-
PIPEFITTERS	11.510	13.180	40.00	.825	-	2.880	-	.320	-	.650	-
PLASTERERS	11.770	12.620	40.00	.750	-	.850	-	-	-	.056	-
RESIDENTIAL	7.000	7.400	40.00	.750	-	.850	-	-	-	-	-
PLUMBERS	11.510	13.180	40.00	.825	-	2.880	-	.320	-	.650	-
REINFORCING IRON WORKERS	11.100	11.950	40.00	1.000	-	1.050	-	-	-	.190	-
ROOFERS, COMPOSITION	11.490	12.190	40.00	.750	-	.890	-	*.250	-	.030	-
ROOFERS, SLATE AND TILE	11.490	12.190	40.00	.750	-	.890	-	*.250	-	.030	-
SHEET-METAL WORKERS	11.120	11.770	40.00	.850	-	1.320	-	*1.000	-	.210	-
RESIDENTIAL	7.000	7.650	40.00	.850	-	1.320	-	-	-	-	-
STONEMASONS	11.770	12.620	40.00	.750	-	.850	-	-	-	.056	-
RESIDENTIAL	7.000	7.400	40.00	.750	-	.850	-	-	-	-	-
STRUCTURAL IRON WORKERS FINISHERS (ORNAMENTAL)	11.100	11.950	40.00	1.000	-	1.050	-	-	-	.190	-
TILE LAYERS	11.100	11.950	40.00	1.000	-	1.050	-	-	-	.190	-
TILE LAYERS	12.860	13.710	40.00	-	-	-	-	-	-	.050	-
Helpers and laborers											
BUILDING LABORERS	8.350	8.750	40.00	1.150	-	1.140	-	-	-	.890	-
ELEVATOR CONSTRUCTORS' HELPERS	8.570	8.890	40.00	.895	-	.690	-	-	8.00	.035	2.69
MARBLE SETTERS' HELPERS	9.500	9.750	40.00	-	-	1.590	-	-	-	.800	-
TERRAZZO WORKERS' HELPERS	9.500	9.750	40.00	-	-	1.590	-	-	-	.800	-
MACHINE OPERATORS (GRINDERS)	9.600	9.850	40.00	-	-	1.590	-	-	-	.800	-
TILE LAYERS' HELPERS	9.500	9.750	40.00	-	-	1.590	-	-	-	.800	-

See footnotes at end of table.

Table 19. Continued—Wage rates, hours, and employer contributions for selected benefits: Selected cities

(Union building trades)

City and job classification	July 3, 1978		July 2, 1979								
	Rate per hour ¹	Rate per hour ¹	Hours per week ²	Employer contributions for selected benefits ³							
				Insurance ⁴		Pension		Vacation		Other ⁵	
				Dollars	Percent	Dollars	Percent	Dollars	Percent	Dollars	Percent
Rochester, N.Y.											
—Continued											
Highway and street construction											
Journeyman											
CARPENTERS	\$9.230	\$9.560	40.00	0.900	-	1.060	-	-	-	0.370	0.77
PILEDRIVERS	9.230	9.570	40.00	.900	-	1.050	-	-	-	.375	.77
CEMENT FINISHERS	9.390	10.090	40.00	.750	-	.850	-	-	-	.090	1.54
ENGINEERS--POWER EQUIPMENT OPERATORS:											
CLASS A--BACKHOES, CRANES, DRAGLINES, PILEDRIVERS	10.450	11.000	40.00	.650	-	1.050	-	-	-	.450	2.31
CLASS B--CONCRETE PUMPS, ONE-DRUM HOISTS, ROLLERS (ALL ABOVE SUBGRADE)	10.250	10.800	40.00	.650	-	1.050	-	-	-	.450	2.31
CLASS C--FORKLIFTS, HYDRAULIC HAMMERS, CONCRETE PAVEMENT SPREADERS AND FINISHERS	9.950	10.500	40.00	.650	-	1.050	-	-	-	.450	2.31
CLASS D--CONCRETE MIXERS (165 AND UNDER), FORM TAMPERS, TRACTORS	8.800	9.200	40.00	.650	-	1.050	-	-	-	.450	2.31
CLASS E--OILERS, JUNIOR ENGINEERS	8.450	8.750	40.00	.650	-	1.050	-	-	-	.450	2.31
Helpers and laborers											
GENERAL LABORERS	7.950	8.300	40.00	1.150	-	1.140	-	-	-	.820	2.31
METER SETTERS AND CHANGERS	8.250	8.600	40.00	1.150	-	1.140	-	-	-	.820	2.31
ASPHALT RAKERS, WAGON DRILL OPERATORS, CURB STONE SETTERS	8.200	8.550	40.00	1.150	-	1.140	-	-	-	.820	2.31
PIPE LAYERS, POWER TOOL OPERATORS (AIR, ELECTRIC, GAS AND DIESEL)	8.150	8.500	40.00	1.150	-	1.140	-	-	-	.820	2.31
BLASTERS	9.700	10.050	40.00	1.150	-	1.140	-	-	-	.820	2.31
Other heavy construction											
Journeyman											
CARPENTERS	9.230	9.560	40.00	.900	-	1.060	-	-	-	.370	.77
PILEDRIVERS	9.230	9.570	40.00	.900	-	1.050	-	-	-	.375	.77
CEMENT FINISHERS	9.390	10.900	40.00	.750	-	.850	-	-	-	.090	1.54
ENGINEERS--POWER EQUIPMENT OPERATORS:											
HEAVY EQUIPMENT--CABLEWAYS, PILEDRIVERS, CRANES, SHOVELS, CARRYALLS, TYPE SCRAPPERS	10.830	11.580	40.00	.750	-	1.150	-	-	-	.470	2.31
MEDIUM EQUIPMENT--DINKY LOCOMOTIVES, HOISTS (1-DRUM), CONCRETE PUMPS (UNDER 8 IN.), HIGH PRESSURE BOILERS (15 LBS. AND OVER)	10.470	11.190	40.00	.750	-	1.150	-	-	-	.470	2.31
LIGHT EQUIPMENT--PUMPS (UNDER 4 IN.)	8.560	9.150	40.00	.750	-	1.150	-	-	-	.470	2.31
COMPRESSORS (315 CFM AND OVER), PUMPS (4 IN. AND OVER)	9.460	10.110	40.00	.750	-	1.150	-	-	-	.470	2.31
MASTER MECHANICS	11.490	12.280	40.00	.750	-	1.150	-	-	-	.470	2.31

See footnotes at end of table.

Table 19. Continued—Wage rates, hours, and employer contributions for selected benefits: Selected cities

(Union building trades)

City and job classification	July 3, 1978		July 2, 1979								
	Rate per hour ¹	Rate per hour ¹	Hours per week ²	Employer contributions for selected benefits ³							
				Insurance ⁴		Pension		Vacation		Other ⁵	
				Dollars	Percent	Dollars	Percent	Dollars	Percent	Dollars	Percent
Rochester, N.Y.—Continued											
Other heavy construction											
Helpers and laborers											
LABORERS	\$7.000	\$7.700	40.00	1.150	-	1.140	-	-	-	0.820	2.31
Rockford, Ill.											
Building construction											
Journeyman											
ASBESTOS WORKERS	11.150	12.550	40.00	.950	-	1.000	-	1.250	-	.040	-
BOILERMAKERS	13.050	14.100	37.50	1.175	-	1.250	-	-	-	.400	5.00
BRICKLAYERS	11.100	11.900	40.00	.550	-	.800	-	\$.450	-	.030	-
CARPENTERS	10.850	11.350	40.00	.550	-	1.200	-	\$.500	-	.050	-
MILLWRIGHTS	10.650	11.600	40.00	.550	-	1.400	-	\$.1,000	-	.050	-
CEMENT FINISHERS	10.780	11.280	40.00	.550	-	1.000	-	\$.500	-	.020	-
DRYWALL TAPERS (FIN- ISHERS)	10.450	11.000	40.00	.550	-	.500	-	\$.500	-	-	-
ELECTRICIANS (INSIDE WIRERS)	11.666	12.312	40.00	.500	-	.800	3.00	-	\$.500	-	1.00
ELEVATOR CONSTRUCTORS ...	12.020	13.000	40.00	1.045	-	.690	-	-	\$.600	.030	2.69
ENGINEERS-POWER EQUIP- MENT OPERATORS:											
HEAVY-CRANES	11.850	13.250	40.00	1.100	-	1.100	-	.600	-	-	-
LIGHT-AIR COMPRES- SORS	9.400	10.800	40.00	1.100	-	1.100	-	.600	-	-	-
OILERS	8.150	9.950	40.00	1.100	-	1.100	-	.600	-	-	-
GLAZIERS	10.180	10.930	40.00	.470	-	.500	-	1.500	-	-	-
LATHERS	9.940	10.790	40.00	.550	-	.600	-	\$.1,000	-	.070	-
MARBLE SETTERS	10.450	11.200	40.00	.550	-	.700	-	\$.250	-	.070	-
MOSAIC AND TERRAZZO WORKERS	10.450	11.200	40.00	.550	-	.700	-	\$.250	-	.070	-
PAINTERS	10.450	11.000	40.00	.550	-	.500	-	\$.500	-	-	-
SWING STAGE	10.700	11.250	40.00	.550	-	.500	-	\$.500	-	-	-
STRUCTURAL STEEL	10.700	11.250	40.00	.550	-	.500	-	\$.500	-	-	-
PAPERHANGERS	10.450	11.000	40.00	.550	-	.500	-	\$.500	-	-	-
PIPEFITTERS	11.580	12.810	40.00	.650	-	.750	-	\$.1,000	-	.100	-
REFRIGERATION FITTERS	11.580	12.810	40.00	.650	-	.750	-	\$.1,000	-	.100	-
PLASTERERS	9.780	10.480	40.00	.550	-	1.000	-	\$.750	-	.040	-
PLUMBERS	11.580	12.810	40.00	.650	-	.750	-	\$.1,000	-	.100	-
REINFORCING IRON WORKERS	12.600	13.250	40.00	.750	-	1.875	-	-	-	.100	-
ROOFERS, COMPOSITION	11.700	12.850	40.00	.550	-	-	-	\$.500	-	-	-
ROOFERS, SLATE AND TILE	11.700	12.850	40.00	.550	-	-	-	\$.500	-	-	-
SHEET METAL WORKERS	11.230	12.000	40.00	.550	-	1.220	-	\$.500	-	.210	-
STONEMASONS	11.100	11.900	40.00	.550	-	.800	-	\$.450	-	.030	-
STRUCTURAL IRON WORKERS	12.600	13.250	40.00	.750	-	1.875	-	-	-	.100	-
TILE LAYERS	10.700	11.200	40.00	.550	-	.700	-	\$.250	-	.070	-
Helpers and laborers											
BRICKLAYERS' TENDERS	10.000	10.850	40.00	.650	-	.600	-	-	-	.050	-
BUILDING LABORERS	9.800	10.650	40.00	.650	-	.600	-	-	-	.050	-
ELEVATOR CONSTRUCTORS' HELPERS	8.410	9.100	40.00	1.045	-	.690	-	-	\$.600	.030	2.69
MARBLE SETTERS' HELPERS	9.800	11.050	40.00	.650	-	-	-	-	-	-	-
PLASTERERS' LABORERS	10.100	10.950	40.00	.650	-	.600	-	-	-	.050	-
PLUMBERS' LABORERS	9.800	10.650	40.00	.650	-	.600	-	-	-	.050	-
TERRAZZO WORKERS' HELPERS	9.800	11.050	40.00	.650	-	-	-	-	-	-	-
WET AND DRY BASE MA- CHINE OPERATORS	10.050	11.300	40.00	.650	-	-	-	-	-	-	-
TILE LAYERS' HELPERS	9.800	11.050	40.00	.650	-	-	-	-	-	-	-

See footnotes at end of table.

Table 19. Continued—Wage rates, hours, and employer contributions for selected benefits: Selected cities

(Union building trades)

City and job classification	July 3, 1978			July 2, 1979							
	Rate per hour ¹	Rate per hour ¹	Hours per week ²	Employer contributions for selected benefits ³							
				Insurance ⁴		Pension		Vacation		Other ⁵	
				Dollars	Percent	Dollars	Percent	Dollars	Percent	Dollars	Percent
Rockford, Ill.											
—Continued											
Highway and street construction											
Journeyman											
CARPENTERS	\$10.350	\$11.000	40.00	0.550	-	1.750	-	-	-	0.650	-
CEMENT FINISHERS	10.780	11.280	40.00	.550	-	1.000	-	⁶ 0.500	-	.020	-
ENGINEERS--POWER EQUIPMENT OPERATORS:											
HEAVY--CRANES	11.500	12.900	40.00	1.100	-	1.100	-	.600	-	-	-
MEDIUM--SMALL TRACTOR TYPES	10.950	12.350	40.00	1.100	-	1.100	-	.600	-	-	-
LIGHT--AIR COMPRESSORS, PUMPS	9.100	10.500	40.00	1.100	-	1.100	-	.600	-	-	-
OILERS	8.100	9.500	40.00	1.100	-	1.100	-	.600	-	-	-
MINOR EQUIPMENT	10.200	11.600	40.00	1.100	-	1.100	-	.600	-	-	-
Other heavy construction											
Journeyman											
CARPENTERS	10.350	11.000	40.00	.550	-	1.750	-	-	-	.650	-
CEMENT FINISHERS	10.780	11.280	40.00	.550	-	1.000	-	.500	-	.020	-
ENGINEERS--POWER EQUIPMENT OPERATORS:											
HEAVY--CRANES	11.500	12.900	40.00	1.100	-	1.100	-	.600	-	-	-
MEDIUM--SMALL TRACTOR TYPES	10.950	12.350	40.00	1.100	-	1.100	-	.600	-	-	-
LIGHT--AIR COMPRESSORS, PUMPS	9.100	10.500	40.00	1.100	-	1.100	-	.600	-	-	-
OILERS	8.100	9.500	40.00	1.100	-	1.100	-	.600	-	-	-
MINOR EQUIPMENT	10.200	11.600	40.00	1.100	-	1.100	-	.600	-	-	-
St. Louis, Mo.											
Building construction											
Journeyman											
ASBESTOS WORKERS	10.710	11.240	40.00	.900	-	1.040	-	⁶ 2.020	-	-	-
BOILERMAKERS	11.150	12.150	40.00	1.275	-	1.000	-	-	-	-	-
BRICKLAYERS:											
COMMERCIAL	10.600	11.800	40.00	.720	-	.700	-	1.000	-	.200	-
RESIDENTIAL	10.600	11.800	40.00	.720	-	.700	-	1.000	-	.200	-
SEWER MANHOLES, OVER 6 FT.	10.600	11.800	40.00	.720	-	.700	-	1.000	-	.200	-
CARPENTERS:											
COMMERCIAL	10.660	11.160	40.00	.750	-	.900	-	.500	-	.210	-
RESIDENTIAL	10.660	11.160	40.00	.750	-	.900	-	.500	-	.210	-
MILLWRIGHTS	10.660	11.160	40.00	.750	-	.900	-	.500	-	.210	-
PILEDRIEVERS	10.660	11.160	40.00	.750	-	.900	-	.500	-	.210	-
HARDWOOD FLOOR LAYERS:											
COMMERCIAL	10.240	10.890	40.00	.880	-	.580	-	.500	-	.170	-
RESIDENTIAL	10.240	10.890	40.00	.880	-	.580	-	.500	-	.170	-
CEMENT FINISHERS	9.500	10.250	40.00	1.400	-	1.100	-	⁶ 1.000	-	.100	-
DRYWALL TAPERS (FINISHERS)	10.640	11.240	40.00	.680	-	.330	-	.550	-	.120	-
ELECTRICIANS (INSIDE WIRERS)	11.600	12.250	37.50	.700	-	.673	3.00	.856	-	1.040	3.00
ELEVATOR CONSTRUCTORS	10.960	11.380	40.00	.895	-	.690	-	-	8.00	.030	2.69
ENGINEERS--POWER EQUIPMENT OPERATORS:											
GROUP 1:											
CRANES, DERRICKS, PILEDRIEVERS AND SHOVELS	10.720	11.270	40.00	.900	-	1.000	-	⁶ .650	-	.230	-

See footnotes at end of table.

Table 19. Continued—Wage rates, hours, and employer contributions for selected benefits: Selected cities

(Union building trades)

City and job classification	July 3, 1978			July 2, 1979							
	Rate per hour ¹	Rate per hour ¹	Hours per week ²	Employer contributions for selected benefits ³							
				Insurance ⁴		Pension		Vacation		Other ⁵	
				Dollars	Percent	Dollars	Percent	Dollars	Percent	Dollars	Percent
St. Louis, Mo.											
—Continued											
Building construction											
Journeyman											
GROUP 2: COMPRESSORS (2), CONCRETE PUMPS, EL- EVATING GRADERS, 2- DRUM HOISTS, SCOOPS ...											
\$10.720	\$11.270	40.00	0.900	-	1.000	-	⁶ 0.650	-	0.230	-	-
GROUP 3: COMPRESSOR (1), CONCRETE SAWS, 1-DRUM HOISTS											
9.470	9.970	40.00	.900	-	1.000	-	⁶ .650	-	.230	-	-
GROUP 4: CONVEYORS, OILERS											
9.020	9.520	40.00	.900	-	1.000	-	⁶ .650	-	.230	-	-
GLAZIERS	11.410	11.950	40.00	1.020	-	1.580	-	-	8.00	.010	5.20
LATHERS	11.405	11.875	40.00	.650	-	.550	-	-	-	.150	-
MACHINISTS	11.260	11.910	40.00	⁶ .600	-	⁶ .300	-	⁶ .500	-	-	-
MARBLE SETTERS	9.252	9.432	40.00	.850	-	1.235	-	-	⁶ 10.00	.110	-
MOSAIC AND TERRAZZO WORKERS											
11.400	12.100	40.00	-	-	-	-	⁶ .650	-	.050	-	-
PAINTERS, GENERAL	10.640	11.240	40.00	.680	-	.330	-	.550	-	.120	-
SPRAY	12.140	12.740	40.00	.680	-	.330	-	.550	-	.120	-
PAPERHANGERS	10.640	11.240	40.00	.680	-	.330	-	.550	-	.120	-
PIPEFITTERS	12.150	12.950	40.00	2.165	-	1.510	-	-	-	.075	-
SPRINKLER FITTERS	11.360	12.060	40.00	.750	-	1.050	-	⁶ 1.750	-	-	-
PLASTERERS	9.945	10.445	40.00	.780	-	.800	-	⁶ 1.000	-	.150	-
PLUMBERS	11.755	12.505	37.50	.800	-	.800	-	.500	-	.700	-
REINFORCING IRON WORKERS											
10.325	10.725	40.00	.550	-	.900	-	⁶ .900	-	.090	-	-
ROOFERS, COMPOSITION	10.250	10.550	40.00	.820	-	.600	-	⁶ 1.000	-	-	-
ROOFERS, SLATE AND TILE	10.250	10.550	40.00	.820	-	.600	-	⁶ 1.000	-	-	-
SHEET-METAL WORKERS	11.360	11.940	37.50	.560	-	.760	-	.960	-	.590	3.00
STONEMASONS	10.600	11.800	40.00	.720	-	.700	-	1.000	-	.200	-
STRUCTURAL IRON WORKERS	10.325	10.725	40.00	.550	-	.900	-	⁶ .900	-	.090	-
TILE LAYERS	9.207	9.432	40.00	.850	-	1.235	-	-	⁶ 10.00	.110	-
Helpers and laborers											
BRICKLAYERS' TENDERS	9.500	10.450	40.00	.450	-	1.000	-	⁶ .500	-	.100	-
BUILDING LABORERS	9.575	9.875	40.00	.650	-	1.000	-	⁶ .500	-	.060	-
RESIDENTIAL LABORERS	8.925	9.075	40.00	.650	-	1.000	-	⁶ .500	-	.060	-
ELEVATOR CONSTRUCTORS' HELPERS											
7.670	7.970	40.00	.895	-	.690	-	-	8.00	.030	2.69	-
MARBLE SETTERS' HELPERS	10.580	11.100	40.00	-	-	-	-	-	-	-	-
PLASTERERS' TENDERS	10.025	10.375	40.00	.650	-	1.000	-	⁶ .500	-	.100	-
PLUMBERS' LABORERS	10.150	10.450	40.00	.650	-	1.000	-	⁶ .500	-	-	-
TERRAZZO WORKERS' HELPERS											
10.500	11.150	40.00	-	-	-	-	⁶ .500	-	.050	-	-
BASE-MACHINE OPERATORS											
10.900	11.550	40.00	-	-	-	-	.500	-	.050	-	-
TILE SETTERS' HELPERS	8.550	9.045	40.00	.785	-	.570	-	-	⁶ 10.00	-	-
Highway and street construction											
Journeyman											
CEMENT FINISHERS	9.800	10.030	40.00	1.400	-	1.100	-	⁶ 1.220	-	-	-
Other heavy construction											
Journeyman											
CEMENT FINISHERS	9.800	10.030	40.00	1.400	-	1.100	-	⁶ 1.220	-	-	-

See footnotes at end of table.

Table 19. Continued—Wage rates, hours, and employer contributions for selected benefits: Selected cities

(Union building trades)

City and job classification	July 3, 1978			July 2, 1979							
	Rate per hour ¹	Rate per hour ¹	Hours per week ²	Employer contributions for selected benefits ³							
				Insurance ⁴		Pension		Vacation		Other ⁵	
				Dollars	Percent	Dollars	Percent	Dollars	Percent	Dollars	Percent
St. Petersburg, Fla.											
Building construction											
Journeyman											
ASBESTOS WORKERS	\$10.130	\$10.680	40.00	0.550	-	0.450	-	* 0.750	-	-	-
BOILERMAKERS	9.950	10.700	40.00	1.050	-	1.100	-	-	-	-	-
BRICKLAYERS:											
COMMERCIAL	9.650	10.200	40.00	.450	-	.500	-	-	-	0.040	-
RESIDENTIAL	8.200	8.700	40.00	.450	-	.500	-	-	-	.040	-
CARPENTERS:											
COMMERCIAL:											
HEAVY	8.765	9.660	40.00	.500	-	.500	-	-	-	-	-
LIGHT	7.800	8.300	40.00	.500	-	.500	-	-	-	-	-
MILLWRIGHTS	10.020	10.820	40.00	.550	-	.700	-	-	-	-	-
PILEDRIVERS	9.400	10.200	40.00	.500	-	.500	-	-	-	-	-
CEMENT FINISHERS:											
COMMERCIAL	9.050	9.600	40.00	.450	-	.500	-	-	-	.040	-
RESIDENTIAL	7.850	8.350	40.00	.450	-	.500	-	-	-	.040	-
DRYWALL TAPERS (FINISHERS)	9.500	9.500	40.00	.450	-	.400	-	-	-	.100	-
ELECTRICIANS (INSIDE WIRERS), COMMERCIAL	8.200	8.800	40.00	-	5.00	-	10.00	-	-	-	1.00
ELEVATOR CONSTRUCTORS	9.785	10.150	40.00	.895	-	.690	-	-	6.00	.030	2.69
ENGINEERS--POWER EQUIPMENT OPERATORS:											
GROUP 1--CRANES, DERICKS, MATERIAL HOISTS (2 DRUMS), GRADERS	11.240	11.790	40.00	.725	-	.600	-	-	-	.025	-
GROUP 2--TUGGER HOISTS	10.490	11.000	40.00	.725	-	.600	-	-	-	.025	-
GROUP 3--MATERIAL HOISTS (ELEVATOR), TRENCHERS (OVER 24 IN.)	10.255	10.745	40.00	.725	-	.600	-	-	-	.025	-
GROUP 4--BULLDOZERS (CRAWLERS)	10.035	10.515	40.00	.725	-	.600	-	-	-	.025	-
GROUP 5--AIR COMPRESSORS (125 CU. FT. OR OVER)	8.485	8.875	40.00	.725	-	.600	-	-	-	.025	-
GROUP 6--MATERIAL HOISTS, PUMPS	8.225	8.595	40.00	.725	-	.600	-	-	-	.025	-
GROUP 7--AIR COMPRESSORS (UNDER 125 CU. FT.), MIXERS, TRENCHERS (UNDER 24 IN.)	7.995	8.355	40.00	.725	-	.600	-	-	-	.025	-
LATHERS:											
COMMERCIAL	9.490	9.940	40.00	-	-	.200	-	-	-	.100	-
RESIDENTIAL	7.440	7.890	40.00	-	-	.200	-	-	-	.100	-
MARBLE SETTERS:											
COMMERCIAL	9.650	10.200	40.00	.450	-	.500	-	-	-	.040	-
RESIDENTIAL	8.200	8.700	40.00	.450	-	.500	-	-	-	.040	-
MOSAIC AND TERRAZZO WORKERS:											
COMMERCIAL	9.500	10.050	40.00	.450	-	.500	-	-	-	.040	-
RESIDENTIAL	8.050	8.550	40.00	.450	-	.500	-	-	-	.040	-
PAINTERS:											
COMMERCIAL	8.650	8.650	40.00	.450	-	.400	-	-	-	.100	-
RESIDENTIAL	5.500	6.500	40.00	.450	-	.400	-	-	-	.100	-
PAPERHANGERS--COMMERCIAL	9.150	9.650	40.00	.450	-	.400	-	-	-	.100	-
PIPEFITTERS	10.730	11.330	40.00	.600	-	1.000	-	-	-	-	-
PLASTERERS:											
COMMERCIAL	8.650	9.100	40.00	.450	-	.500	-	-	-	.100	-
RESIDENTIAL	6.600	7.050	40.00	.450	-	.500	-	-	-	.100	-
PLUMBERS	10.730	11.330	40.00	.600	-	1.000	-	-	-	-	-
REINFORCING IRON WORKERS	10.250	10.430	40.00	.650	-	.750	-	.600	-	.035	-
ROOFERS, COMPOSITION	8.200	8.450	40.00	.400	-	.200	-	-	-	-	-
ROOFERS, SLATE AND TILE	8.200	8.450	40.00	.400	-	.200	-	-	-	-	-

See footnotes at end of table.

Table 19. Continued—Wage rates, hours, and employer contributions for selected benefits: Selected cities

(Union building trades)

City and job classification	July 3, 1978			July 2, 1979							
	Rate per hour ¹	Rate per hour ¹	Hours per week ²	Employer contributions for selected benefits ³							
				Insurance ⁴		Pension		Vacation		Other ⁵	
				Dollars	Percent	Dollars	Percent	Dollars	Percent	Dollars	Percent
St. Petersburg, Fla.—Continued											
Building construction											
Journeyman											
SHEET-METAL WORKERS:											
COMMERCIAL	\$7.850	\$8.500	40.00	0.900	-	0.600	-	⁶ 0.250	-	0.100	-
RESIDENTIAL	4.850	5.500	40.00	.900	-	.600	-	⁶ .250	-	.100	-
STONEMASONS:											
COMMERCIAL	9.650	10.200	40.00	.450	-	.500	-	-	-	.040	-
RESIDENTIAL	8.200	8.700	40.00	.450	-	.500	-	-	-	.040	-
STRUCTURAL IRON WORKERS	10.250	10.430	40.00	.650	-	.750	-	.600	-	.035	-
TILE LAYERS:											
COMMERCIAL	9.500	10.050	40.00	.450	-	.500	-	-	-	.040	-
RESIDENTIAL	8.050	8.550	40.00	.450	-	.500	-	-	-	.040	-
Helpers and laborers											
BRICKLAYERS' TENDERS	6.800	7.180	40.00	.475	-	.270	-	-	-	.025	-
BUILDING LABORERS	6.650	7.030	40.00	.475	-	.270	-	-	-	.025	-
COMPOSITION ROOFERS'											
HELPERS	4.650	4.800	40.00	.400	-	.200	-	-	-	-	-
ELEVATOR CONSTRUCTORS'											
HELPERS	6.850	7.105	40.00	.895	-	.690	-	6.00	-	.030	2.69
MARBLE SETTERS' HELPERS ..	6.700	6.700	40.00	.500	-	.400	-	-	-	.750	-
PLASTERERS' LABORERS	6.800	7.180	40.00	.475	-	.270	-	-	-	.025	-
TERRAZZO WORKERS'											
LABORERS	6.700	6.700	40.00	.500	-	.400	-	-	-	.750	-
TILE LAYERS' HELPERS	6.700	6.700	40.00	.500	-	.400	-	-	-	.750	-
Highway and street construction											
Journeyman											
PILEDRIVERS	8.100	8.460	40.00	.550	-	.700	-	-	-	.020	-
Other heavy construction											
Journeyman											
PILEDRIVERS	8.100	8.460	40.00	.550	-	.700	-	-	-	.020	-
Sacramento, Calif.											
Building construction											
Journeyman											
ASBESTOS WORKERS	12.960	14.000	40.00	1.220	-	1.300	-	2.020	-	.040	-
BOILERMAKERS	13.620	14.360	40.00	1.175	-	1.000	-	1.000	-	-	-
BRICKLAYERS	11.500	13.180	40.00	1.300	-	1.210	-	1.250	-	.180	-
CARPENTERS	12.700	13.330	40.00	1.605	-	1.950	-	1.200	-	.120	-
FLOOR LAYERS											
(HARDWOOD)	12.850	13.480	40.00	1.605	-	1.950	-	1.200	-	.120	-
SHINGLERS	12.850	13.480	40.00	1.605	-	1.950	-	1.200	-	.120	-
MILLWRIGHTS	13.200	13.830	40.00	1.605	-	1.950	-	1.200	-	.120	-
CEMENT FINISHERS	11.000	11.900	40.00	1.650	-	1.750	-	1.650	-	-	-
COMPOSITION	11.000	11.900	40.00	1.650	-	1.750	-	1.650	-	-	-
ELECTRICIANS (INSIDE											
WIRERS)	14.076	14.841	36.00	.950	-	1.500	3.00	-	10.00	.060	-
ELEVATOR CONSTRUCTORS ...	14.820	16.370	40.00	.895	-	.695	-	-	6.00	.030	2.80
ENGINEERS--POWER EQUIP-											
MENT OPERATORS:											
COMPRESSORS	10.000	11.000	40.00	1.500	-	2.350	-	1.150	-	-	-
COMPRESSORS (2 TO 6)	11.050	12.050	40.00	1.500	-	2.350	-	1.150	-	-	-
MATERIAL HOISTS (1-											
DRUM)	10.820	11.820	40.00	1.500	-	2.350	-	1.150	-	-	-

See footnotes at end of table.

Table 19. Continued—Wage rates, hours, and employer contributions for selected benefits: Selected cities

(Union building trades)

City and job classification	July 3, 1978			July 2, 1979							
	Rate per hour ¹	Rate per hour ¹	Hours per week ²	Employer contributions for selected benefits ³							
				Insurance ⁴		Pension		Vacation		Other ⁵	
				Dollars	Percent	Dollars	Percent	Dollars	Percent	Dollars	Percent
Sacramento, Calif.											
—Continued											
Building construction											
Journeyman											
SMALL RUBBER TIED TRACTORS	\$11.210	\$12.210	40.00	1.500	-	2.350	-	1.150	-	-	-
TRACTORS, DOZERS, SCRAPERS, SHEEP FOOT, SELF-PROP COMPACTOR WITH DOZER AND PUSH-CARTS	11.810	12.850	40.00	1.500	-	2.350	-	1.150	-	-	-
EUCLID, T-PULLS DW-10, 20, AND 21 AND SIMILAR (WITH EARTH-MOVING EQUIPMENT UP TO AND INCLUDING 45 CY STRUCK MRC)	11.810	12.850	40.00	1.500	-	2.350	-	1.150	-	-	-
TRACTORS WITH BOOM D-6 OR LARGER, AND SIMILAR CRANE (NOT OVER 25 TONS, HAMMERHEAD AND GANTRY)	12.040	13.090	40.00	1.500	-	2.350	-	1.150	-	-	-
POWER SHOVELS, CLAMSHELL, DRAGLINES, BACKHOES, GRADEALLS: UP TO AND INCLUDING 1 YARD	12.380	13.450	40.00	1.500	-	2.350	-	1.150	-	-	-
OVER 1 YD. AND INCLUDING 7 CU.YD.	12.560	13.640	40.00	1.500	-	2.350	-	1.150	-	-	-
UNIVERSAL LIEBBER AND TOWER CRANES (AND SIMILAR TYPES)	12.560	13.640	40.00	1.500	-	2.350	-	1.150	-	-	-
GLAZIERS	11.390	12.713	40.00	.830	-	1.600	-	1.017	-	0.555	-
LATHERS	11.020	11.920	40.00	.820	-	1.250	-	1.500	-	1.390	-
MOSAIC AND TERRAZZO WORKERS	11.500	13.180	40.00	1.300	-	1.210	-	1.250	-	.180	-
PAINTERS:											
BRUSH	12.740	14.050	35.00	1.200	-	1.750	-	.400	-	.420	-
SPRAY	13.240	14.550	35.00	1.200	-	1.750	-	.400	-	.420	-
PAPERHANGERS	13.490	14.800	35.00	1.200	-	1.750	-	.400	-	.420	-
PIPEFITTERS	12.240	13.540	40.00	1.480	-	2.070	-	2.780	-	.170	-
PLASTERERS	12.440	13.440	40.00	1.210	-	2.150	-	1.000	-	.140	-
PLUMBERS	12.240	13.540	40.00	1.480	-	2.070	-	2.780	-	.170	-
REINFORCING IRON WORKERS	12.000	12.500	40.00	1.390	-	2.820	-	1.900	-	.040	-
ROOFERS, COMPOSITION	11.150	11.150	40.00	1.040	-	1.100	-	2.000	-	.210	-
ROOFERS, SLATE AND TILE	11.150	11.150	40.00	1.040	-	1.100	-	2.000	-	.210	-
SHEET-METAL WORKERS	12.680	13.680	40.00	1.230	-	2.210	-	-	12.00	.470	-
STONEMASONS	11.500	13.180	40.00	1.300	-	1.210	-	1.250	-	.180	-
BLOCKLAYERS	11.500	13.180	40.00	1.300	-	1.210	-	1.250	-	.180	-
STRUCTURAL AND ORNAMENTAL IRON WORKERS	12.000	12.500	40.00	1.390	-	2.820	-	1.900	-	.040	-
FENCE ERECTORS	11.110	11.610	40.00	1.390	-	2.820	-	1.900	-	.040	-
TILE LAYERS	13.000	14.150	40.00	1.130	-	1.450	-	1.730	-	.165	-
Helpers and laborers											
BRICKLAYERS' TENDERS	9.580	10.590	40.00	1.300	-	1.750	-	1.000	-	.250	-
BUILDING LABORERS	9.225	10.055	40.00	1.300	-	1.750	-	1.000	-	.210	-
ELEVATOR CONSTRUCTORS' HELPERS	10.370	11.460	40.00	.895	-	.695	-	-	6.00	.030	2.80
PLASTERERS' LABORERS (HOD CARRIERS)	11.260	12.260	40.00	1.300	-	1.750	-	1.000	-	.280	-
TERRAZZO WORKERS' HELPERS	10.910	11.710	35.00	1.000	-	.700	-	1.000	-	.200	-
BASE MACHINE	11.310	12.110	35.00	1.000	-	.700	-	1.000	-	.200	-
FLOOR MACHINE	10.910	11.710	35.00	1.000	-	.700	-	1.000	-	.200	-
TILE LAYERS' HELPERS	7.460	8.200	40.00	.800	-	-	-	1.000	-	.150	-

See footnotes at end of table.

Table 19. Continued—Wage rates, hours, and employer contributions for selected benefits: Selected cities

(Union building trades)

City and job classification	July 3, 1978			July 2, 1979							
	Rate per hour ¹	Rate per hour ¹	Hours per week ²	Employer contributions for selected benefits ³							
				Insurance ⁴		Pension		Vacation		Other ⁵	
				Dollars	Percent	Dollars	Percent	Dollars	Percent	Dollars	Percent
San Antonio, Texas											
Building construction											
Journeyman											
ASBESTOS WORKERS	\$9.945	\$10.755	40.00	0.700	-	0.600	-	-	10.00	-	-
BRICKLAYERS	10.020	10.800	40.00	.450	-	.300	-	0.250	-	0.050	-
CARPENTERS	8.890	10.040	40.00	.480	-	.500	-	.400	-	.010	-
MILLWRIGHTS	9.190	10.340	40.00	.480	-	.500	-	.400	-	.010	-
CEMENT FINISHERS	9.000	9.800	40.00	.450	-	-	-	.650	-	-	-
MACHINE OPERATORS	9.250	10.050	40.00	.450	-	-	-	.650	-	-	-
DRYWALL TAPERS (FINISHERS)	8.800	9.500	40.00	-	-	.200	-	-	-	-	-
ELECTRICIANS (INSIDE WIRERS)	10.175	10.175	40.00	.600	-	-	5.00	-	5.00	-	33 4.00
ELEVATOR CONSTRUCTORS	9.945	10.340	40.00	.895	-	.690	-	-	6.00	.035	2.69
ENGINEERS-POWER EQUIP- MENT OPERATORS:											
HEAVY EQUIPMENT	9.270	10.270	40.00	.450	-	1.000	-	-	-	-	-
LIGHT EQUIPMENT	8.280	9.150	40.00	.450	-	1.000	-	-	-	-	-
LATHERS	9.640	10.890	40.00	-	-	-	-	5.00	-	.080	-
MARBLE SETTERS	9.140	9.690	40.00	.450	-	.300	-	.250	-	-	-
PAINTERS, BRUSH	8.800	9.500	40.00	-	-	.200	-	-	-	-	-
SPRAY	9.050	9.750	40.00	-	-	.200	-	-	-	-	-
SPRAY, STEEL	9.300	10.000	40.00	-	-	.200	-	-	-	-	-
STEEL, OTHER THAN SPRAY	9.050	9.750	40.00	-	-	.200	-	-	-	-	-
PAPERHANGERS	8.800	9.500	40.00	-	-	.200	-	-	-	-	-
PIPEFITTERS	10.580	12.040	40.00	.550	-	.550	-	6.00	-	34 .170	-
STEAMFITTERS	10.580	12.040	40.00	.550	-	.550	-	6.00	-	34 .170	-
REFRIGERATION FITTERS	10.580	12.040	40.00	.550	-	.550	-	6.00	-	34 .170	-
PLASTERERS	10.450	11.700	40.00	-	-	-	-	-	-	.080	-
PLUMBERS	10.580	12.040	40.00	.550	-	.550	-	6.00	-	34 .170	-
REINFORCING IRON WORKERS	8.450	9.500	40.00	.550	-	1.150	-	.500	-	.010	-
ROOFERS, COMPOSITION	6.950	7.410	40.00	.400	-	-	-	-	-	-	-
ROOFERS, SLATE AND TILE	6.950	7.410	40.00	.400	-	-	-	-	-	-	-
SHEET-METAL WORKERS	10.190	11.130	40.00	.450	-	.960	-	8.00	-	.140	3.00
STONEMASONS	10.020	10.800	40.00	.450	-	.300	-	.250	-	.050	-
STRUCTURAL IRON WORKERS MOSAIC AND TERRAZZO WORKERS	8.450	9.500	40.00	.550	-	1.150	-	.500	-	.010	-
TILE LAYERS	9.140	9.690	40.00	.450	-	.300	-	.250	-	-	-
TILE LAYERS	9.140	9.690	40.00	.450	-	.300	-	.250	-	-	-
Helpers and laborers											
BRICKLAYERS' TENDERS	5.910	6.570	40.00	.470	-	.400	-	-	-	.060	-
CEMENT FINISHERS' HELP- ERS	5.910	6.570	40.00	.470	-	.400	-	-	-	.060	-
BUILDING LABORERS	5.660	6.320	40.00	.470	-	.400	-	-	-	.060	-
AIR TOOL OPERATORS	5.910	6.570	40.00	.470	-	.400	-	-	-	.060	-
POWER BUGGY OPERATORS	5.910	6.570	40.00	.470	-	.400	-	-	-	.060	-
BELL-HOLE MEN	6.010	6.670	40.00	.470	-	.400	-	-	-	.060	-
STEM MEN	5.910	6.570	40.00	.470	-	.400	-	-	-	.060	-
GUNITE	6.010	6.670	40.00	.470	-	.400	-	-	-	.060	-
CUTTING TORCHES	5.910	6.570	40.00	.470	-	.400	-	-	-	.060	-
ELEVATOR CONSTRUCTORS' HELPERS	6.960	7.240	40.00	.895	-	.690	-	-	6.00	.035	2.69
PLASTERERS' LABORERS	5.910	6.570	40.00	.470	-	.400	-	-	-	.060	-
MORTAR MIXERS	6.010	6.670	40.00	.470	-	.400	-	-	-	.060	-
COMPOSITION ROOFERS' HELPERS	3.200	3.330	40.00	.400	-	-	-	-	-	-	-
TILE LAYERS' HELPERS	5.910	6.570	40.00	.470	-	.400	-	-	-	.060	-

See footnotes at end of table.

Table 19. Continued—Wage rates, hours, and employer contributions for selected benefits: Selected cities

(Union building trades)

City and job classification	July 3, 1978			July 2, 1979							
	Rate per hour ¹	Rate per hour ¹	Hours per week ²	Employer contributions for selected benefits ³							
				Insurance ⁴		Pension		Vacation		Other ⁵	
				Dollars	Percent	Dollars	Percent	Dollars	Percent	Dollars	Percent
San Diego, Calif.											
Building construction											
Journeyman											
ASBESTOS WORKERS	\$12.650	\$13.450	40.00	1.050	-	1.370	-	1.000	-	-	-
BOILERMAKERS	13.621	14.360	40.00	1.175	-	1.000	-	1.000	-	-	-
BRICKLAYERS	11.590	12.840	40.00	1.130	-	1.340	-	.500	-	0.300	-
CARPENTERS	11.710	12.560	40.00	.710	-	1.200	-	.800	-	.100	-
FLOOR LAYERS,	11.960	12.810	40.00	.710	-	1.200	-	.800	-	.100	-
MILLWRIGHTS	11.960	12.810	40.00	.710	-	1.200	-	.800	-	.100	-
DRYWALL HANGERS	12.850	13.300	40.00	.710	-	1.200	-	.800	-	.100	-
SHINGLERS	11.840	12.690	40.00	.710	-	1.200	-	.800	-	.100	-
CEMENT FINISHERS	9.360	10.210	40.00	1.000	-	2.050	-	1.650	-	.050	-
DRYWALL TAPERS	12.210	12.960	40.00	1.380	-	1.280	-	.750	-	.070	-
ELECTRICIANS (INSIDE											
WIRERS)	12.537	13.797	40.00	.700	-	1.710	3.00	-	10.00	-	1.00
ELEVATOR CONSTRUCTORS	13.410	^o 13.410	40.00	.895	-	.690	-	-	8.00	.030	2.80
ENGINEERS-POWER EQUIP-											
MENT OPERATORS:											
HEAVY EQUIPMENT:											
UNIVERSAL EQUIPMENT											
(TO 1 CU YD),											
ENGINE (GROUP 6)	12.140	12.640	40.00	1.100	-	2.600	-	.850	-	.100	-
MEDIUM EQUIPMENT:											
WINCH TRUCK OPERATOR											
(GROUP 3)	11.670	12.170	40.00	1.100	-	2.600	-	.850	-	.100	-
MOTOR PATROLS-POWER											
BLADE OPERATORS											
(SINGLE ENGINE)											
(GROUP 7)	12.260	12.760	40.00	1.100	-	2.600	-	.850	-	.100	-
MOTOR PATROLS (MULTI-											
ENGINE) (GROUP 8)	12.430	12.930	40.00	1.100	-	2.600	-	.850	-	.100	-
LIGHT EQUIPMENT:											
AIR COMPRESSORS											
(GROUP 1)	11.100	11.600	40.00	1.100	-	2.600	-	.850	-	.100	-
CONCRETE MIXER (SKIP											
TYPE) (GROUP 2)	11.380	11.880	40.00	1.100	-	2.600	-	.850	-	.100	-
GLAZIERS	10.395	10.890	40.00	.950	-	1.300	-	-	6.00	.120	4.00
LATHERS	12.690	13.690	40.00	.700	-	1.250	-	-	-	.100	-
MACHINISTS (ERECTION)	12.400	14.400	40.00	.749	-	.900	-	-	-	-	-
MARBLE SETTERS	10.490	12.480	40.00	1.000	-	1.690	-	1.100	-	.150	-
MOSAIC AND TERRAZZO											
WORKERS	10.490	12.480	40.00	1.000	-	1.690	-	1.100	-	.150	-
PAINTERS	11.580	12.370	40.00	1.380	-	1.280	-	.750	-	.070	-
SPRAY	11.830	12.620	40.00	1.380	-	1.280	-	.750	-	.070	-
SWING STAGE (BRUSH)	11.830	12.620	40.00	1.380	-	1.280	-	.750	-	.070	-
SWING STAGE (SPRAY)	12.080	12.870	40.00	1.380	-	1.280	-	.750	-	.070	-
PAPERHANGERS	12.080	12.870	40.00	1.380	-	1.280	-	.750	-	.070	-
PIPEFITTERS	13.120	13.830	36.00	-	10.00	-	16.00	-	13.00	-	2.00
REFRIGERATION FITTERS	13.120	13.830	36.00	-	10.00	-	16.00	-	13.00	-	2.00
PLASTERERS	10.460	11.460	40.00	.650	-	2.250	-	1.250	-	.100	-
PLUMBERS	13.120	13.830	36.00	-	10.00	-	16.00	-	13.00	-	2.00
REINFORCING IRON											
WORKERS	12.000	12.500	40.00	1.290	-	2.820	-	1.900	-	.070	-
ROOFERS, COMPOSITION	11.540	12.540	40.00	.900	-	1.200	-	1.000	-	.260	-
ROOFERS, SLATE AND TILE	11.540	12.540	40.00	.900	-	1.200	-	1.000	-	.260	-
SHEET-METAL WORKERS	12.740	13.570	40.00	1.140	-	2.520	-	1.000	-	.220	-
STRUCTURAL IRON WORKERS											
ORNAMENTAL FINISHERS	12.000	12.500	40.00	1.290	-	2.820	-	1.900	-	.070	-
FENCE ERECTORS	11.110	11.610	40.00	1.290	-	2.820	-	1.900	-	.070	-
TILE LAYERS	10.490	12.480	40.00	1.000	-	1.690	-	1.100	-	.150	-
Helpers and laborers											
BRICKLAYERS' TENDERS	9.370	9.620	40.00	.770	-	2.050	-	1.000	-	.230	-
BUILDING LABORERS	8.350	8.950	40.00	.770	-	2.050	-	1.000	-	.230	-
ELEVATOR CONSTRUCTORS'											
HELPERS	9.390	^o 9.390	40.00	.895	-	.690	-	-	8.00	.030	2.80

See footnotes at end of table.

Table 19. Continued—Wage rates, hours, and employer contributions for selected benefits: Selected cities

(Union building trades)

City and job classification	July 3, 1978			July 2, 1979							
	Rate per hour ¹	Rate per hour ¹	Hours per week ²	Employer contributions for selected benefits ³							
				Insurance ⁴		Pension		Vacation		Other ⁵	
				Dollars	Percent	Dollars	Percent	Dollars	Percent	Dollars	Percent
San Diego, Calif.											
—Continued											
Building construction											
Helpers and laborers											
MARBLE SETTERS' FINISHERS	\$9.250	\$9.900	40.00	1.000	-	1.000	-	-	-	0.150	-
PLASTERERS' TENDERS	10.540	11.540	40.00	.770	-	2.050	-	1.000	-	.170	-
TERRAZZO FINISHERS	9.330	9.740	40.00	-	-	1.000	-	1.300	-	-	-
BASE MACHINE	9.610	10.020	40.00	-	-	1.000	-	1.300	-	-	-
TILE LAYERS' FINISHERS	9.250	9.900	40.00	1.000	-	1.000	-	-	-	.150	-
San Francisco, Calif.											
Building construction											
Journeyman											
ASBESTOS WORKERS	14.100	15.210	40.00	1.120	-	1.300	-	2.020	-	.040	-
BOILERMAKERS	13.650	14.360	40.00	1.075	-	1.000	-	1.000	-	-	-
BRICKLAYERS	11.670	13.420	35.00	1.500	-	1.830	-	1.330	-	.200	-
TUCK POINTERS, CLEANERS	11.670	13.420	35.00	1.500	-	1.830	-	1.330	-	.200	-
CARPENTERS	12.700	13.330	36.00	1.605	-	1.950	-	1.200	-	.120	-
FLOOR LAYERS	12.850	13.480	36.00	1.605	-	1.950	-	1.200	-	.120	-
MILLWRIGHTS	13.200	13.830	36.00	1.605	-	1.950	-	1.200	-	.120	-
SHINGLERS	12.850	13.480	36.00	1.605	-	1.950	-	1.200	-	.120	-
POWER SAW OPERATORS	12.850	13.480	36.00	1.605	-	1.950	-	1.200	-	.120	-
CEMENT FINISHERS	11.000	11.900	40.00	1.650	-	1.750	-	1.800	-	-	-
COMPOSITION	11.250	12.150	40.00	1.650	-	1.750	-	1.800	-	-	-
SWINGING SCAFFOLD	11.250	12.150	40.00	1.650	-	1.750	-	1.800	-	-	-
POWER MACHINE	11.250	12.150	40.00	1.650	-	1.750	-	1.800	-	-	-
DRYWALL TAPERS	13.560	14.770	36.00	1.200	-	1.750	-	.400	-	.500	-
ELECTRICIANS (INSIDE WIRERS AND FIXTURE HANGERS)	14.662	16.080	35.00	1.420	-	1.485	3.00	-	4.00	.050	9.00
ELEVATOR CONSTRUCTORS	14.820	16.370	40.00	.895	-	.690	-	-	6.00	.030	2.80
ENGINEERS-POWER EQUIPMENT OPERATORS:											
COMPRESSORS	10.000	11.000	40.00	1.500	-	2.350	-	1.150	-	-	-
COMPRESSORS (OVER 2)	11.050	12.050	40.00	1.500	-	2.350	-	1.150	-	-	-
MATERIAL HOISTS (1-DRUM)	10.820	11.820	40.00	1.500	-	2.350	-	1.150	-	-	-
SMALL RUBBER-TIRED TRACTORS	11.210	12.210	40.00	1.500	-	2.350	-	1.150	-	-	-
TRACTORS, DOZERS, SCRAPERS, SHEEPSFOOT, SELF-PROPELLED COMPACTORS WITH DOZERS, AND PUSH CARTS	11.810	12.850	40.00	1.500	-	2.350	-	1.150	-	-	-
EUCLIDS, T-PULLS, DW-10, 20, AND 21 AND SIMILAR (WITH EARTH-MOVING EQUIPMENT UP TO AND INCLUDING 45 CU.YD. STRUCK MCR)	11.810	12.850	40.00	1.500	-	2.350	-	1.150	-	-	-
TRACTORS (WITH BOOM) D-6 OR LARGER AND SIMILAR	12.040	13.090	40.00	1.500	-	2.350	-	1.150	-	-	-
CRANES (NOT OVER 25 TONS), HAMMERHEAD AND GANTRY	12.380	13.450	40.00	1.500	-	2.350	-	1.150	-	-	-
POWER SHOVELS, CLAMSHELLS, DRAGLINES, BACKHOES, GRADEALLS: UP TO AND INCLUDING 1 YARD	12.380	13.450	40.00	1.500	-	2.350	-	1.150	-	-	-

See footnotes at end of table.

Table 19. Continued—Wage rates, hours, and employer contributions for selected benefits: Selected cities

(Union building trades)

City and job classification	July 3, 1978			July 2, 1979							
	Rate per hour ¹	Rate per hour ¹	Hours per week ²	Employer contributions for selected benefits ³							
				Insurance ⁴		Pension		Vacation		Other ⁵	
				Dollars	Percent	Dollars	Percent	Dollars	Percent	Dollars	Percent
San Francisco, Calif.											
—Continued											
Building construction											
Journeyman											
OVER 1 YARD AND INCLUDING 7 CU.YD	\$12.560	\$13.640	40.00	1.500	-	2.350	-	1.150	-	-	-
UNIVERSAL LIEBHERR AND TOWER CRANES (AND SIMILAR TYPES)	12.560	13.640	40.00	1.500	-	2.350	-	1.150	-	-	-
GLAZIERS	11.460	12.260	40.00	1.110	-	2.150	-	2.000	-	0.040	-
LATHERS	11.570	12.470	36.00	.860	-	2.500	-	.500	-	.630	-
MACHINISTS	12.400	14.400	40.00	.749	-	.900	-	-	-	-	-
MARBLE SETTERS	11.820	12.420	35.00	1.500	-	1.520	-	1.180	-	.010	-
PAINTERS	12.610	13.820	36.00	1.200	-	1.750	-	.400	-	.500	-
PAPERHANGERS	12.610	13.820	36.00	1.200	-	1.750	-	.400	-	.500	-
PIPEFITTERS	13.450	15.150	35.00	2.610	-	2.290	-	.650	-	2.905	-
REFRIGERATION FITTERS	12.600	15.150	35.00	2.610	-	2.290	-	.650	-	2.905	-
SPRINKLER FITTERS	14.560	15.810	36.00	.750	-	2.550	-	2.400	-	-	-
PLASTERERS	11.700	12.580	36.00	1.100	-	3.000	-	.750	-	1.010	-
PLUMBERS	13.450	15.150	35.00	2.610	-	2.290	-	.650	-	2.905	-
RODMEN (REINFORCING)	12.000	12.500	40.00	1.390	-	2.820	-	1.900	-	.040	-
ROOFERS, COMPOSITION	11.580	12.210	40.00	.600	-	1.450	-	1.650	-	.180	-
ROOFERS, SLATE AND TILE	11.580	12.210	40.00	.600	-	1.450	-	1.650	-	.180	-
SHEET-METAL WORKERS	12.520	13.290	35.00	1.230	-	2.200	-	1.410	-	.590	-
STONEMASONS	11.670	13.420	35.00	1.500	-	1.830	-	1.330	-	.200	-
STRUCTURAL IRON WORKERS	12.000	12.500	40.00	1.390	-	2.820	-	1.900	-	.040	-
ORNAMENTAL FINISHERS	12.000	12.500	40.00	1.390	-	2.820	-	1.900	-	.040	-
FENCE MEN	11.110	11.610	40.00	1.390	-	2.820	-	1.900	-	.040	-
TERRAZZO WORKERS	11.850	13.420	35.00	1.500	-	1.830	-	1.330	-	.470	-
TILE LAYERS	13.000	14.150	40.00	1.130	-	1.450	-	1.730	-	.165	-
Helpers and laborers											
BRICKLAYERS' TENDERS	10.100	12.130	36.25	1.150	-	1.900	-	1.250	-	-	-
BUILDING LABORERS:											
GROUP III	9.225	10.055	40.00	1.300	-	1.750	-	1.000	-	.210	-
GROUP II—CONCRETE	9.325	10.155	40.00	1.300	-	1.750	-	1.000	-	.210	-
GROUP I—PNEUMATIC TOOL TUNNEL MINER	9.475	10.305	40.00	1.300	-	1.750	-	1.000	-	.210	-
ELEVATOR CONSTRUCTORS' HELPERS	10.370	11.460	40.00	.895	-	.690	-	-	6.00	.030	2.80
PLASTERERS' LABORERS	11.960	13.380	36.00	1.150	-	1.900	-	1.500	-	.250	-
TERRAZZO WORKERS' HELPERS	10.910	11.710	35.00	1.000	-	.700	-	1.000	-	.200	-
BASE MACHINE	11.310	12.110	35.00	1.000	-	.700	-	1.000	-	.200	-
POLISHERS	10.910	11.710	35.00	1.000	-	.700	-	1.000	-	.200	-
WET MACHINE MEN	10.910	11.710	35.00	1.000	-	.700	-	1.000	-	.200	-
TILE FINISHERS	10.160	11.000	40.00	.920	-	.730	-	-	10.00	.150	-
Santa Ana, Calif.											
Building construction											
Journeyman											
ASBESTOS WORKERS	12.650	13.450	40.00	1.050	-	1.370	-	1.000	-	-	-
BOILERMAKERS	13.621	14.360	40.00	1.175	-	1.000	-	1.000	-	-	-
BRICKLAYERS (BRICK AND BLOCK)	11.600	12.850	40.00	1.150	-	1.650	-	.500	-	.250	-
CARPENTERS	10.770	11.570	40.00	1.630	-	2.160	-	1.000	-	.020	-
SHINGLERS	10.900	11.700	40.00	1.630	-	2.160	-	1.000	-	.020	-
HARDWOOD FLOOR WORKERS	10.970	11.770	40.00	1.630	-	2.160	-	1.000	-	.020	-
TABLE SAW OPERATORS	10.870	11.670	40.00	1.630	-	2.160	-	1.000	-	.020	-
PNEUMATIC NAILERS	11.020	11.820	40.00	1.630	-	2.160	-	1.000	-	.020	-
BRIDGE OR DOCK CARPENTERS	10.900	11.700	40.00	1.630	-	2.160	-	1.000	-	.020	-
CABINET INSTALLERS	10.770	11.570	40.00	1.630	-	2.160	-	1.000	-	.020	-
DRYWALL INSTALLERS	11.930	12.530	40.00	1.630	-	2.160	-	1.000	-	.020	-

See footnotes at end of table.

Table 19. Continued—Wage rates, hours, and employer contributions for selected benefits: Selected cities

(Union building trades)

City and job classification	July 3, 1978			July 2, 1979							
	Rate per hour ¹	Rate per hour ¹	Hours per week ²	Employer contributions for selected benefits ³							
				Insurance ⁴		Pension		Vacation		Other ⁵	
				Dollars	Percent	Dollars	Percent	Dollars	Percent	Dollars	Percent
Santa Ana, Calif.											
—Continued											
Building construction											
Journeyman											
ACCOUSTICAL WORKERS	\$10.970	\$11.770	40.00	1.630	-	2.160	-	1.000	-	0.020	-
CEMENT FINISHERS (CEMENT MASONS)	10.660	11.610	40.00	1.300	-	1.850	-	1.100	-	.010	-
DRYWALL TAPERS	12.210	12.710	40.00	1.490	-	1.380	-	.750	-	.260	-
ELECTRICIANS	14.040	15.590	40.00	.810	-	1.450	3.00	-	-	.020	1.00
ELEVATOR CONSTRUCTORS	13.410	* 13.410	40.00	.895	-	.690	-	-	8.00	.030	2.80
ENGINEERS-POWER EQUIP- MENT OPERATORS: SHOVELS, BACKHOES, DRAGLINES, CLAMSHELLS (OVER 3/4 YDS.) (GROUP 6)	12.140	12.640	40.00	1.100	-	2.600	-	.850	-	.100	-
TRACTORS (UP TO 100 HORSEPOWER) (GROUP 5)	12.030	12.530	40.00	1.100	-	2.600	-	.850	-	.100	-
A-FRAMES OR WINCH TRUCKS	11.670	12.170	40.00	1.100	-	2.600	-	.850	-	.100	-
MOTOR PATROL BLADE OPERATORS: SINGLE ENGINE (GROUP 7)	12.260	12.760	40.00	1.100	-	2.600	-	.850	-	.100	-
MULTI-ENGINE (GROUP	12.430	12.930	40.00	1.100	-	2.600	-	.850	-	.100	-
COMPRESSORS (GROUP 1)	11.100	11.600	40.00	1.100	-	2.600	-	.850	-	.100	-
CONCRETE MIXERS (SKIP TYPE) (GROUP 2)	11.380	11.880	40.00	1.100	-	2.600	-	.850	-	.100	-
TRACTORS (OVER 100 HORSEPOWER) (GROUP 6)	12.140	12.640	40.00	1.100	-	2.600	-	.850	-	.100	-
CONCRETE MIXERS (PAV- ING) (GROUP 6)	12.140	12.640	40.00	1.100	-	2.600	-	.850	-	.100	-
SKIP LOADERS: 3/4 TO 1-1/2 YDS.	12.030	12.530	40.00	1.100	-	2.600	-	.850	-	.100	-
1-1/2 TO 6-1/2 YDS.	12.030	12.530	40.00	1.100	-	2.600	-	.850	-	.100	-
TRACTOR LOADERS (OVER 6-1/2 YDS.)	12.260	12.760	40.00	1.100	-	2.600	-	.850	-	.100	-
TRENCHERS (GROUP 6)	12.140	12.640	40.00	1.100	-	2.600	-	.850	-	.100	-
CANAL LINERS	12.560	13.060	40.00	1.100	-	2.600	-	.850	-	.100	-
GLAZIERS	10.119	10.658	40.00	1.070	-	2.600	-	-	8.00	-	5.00
LATHERS	12.000	13.000	40.00	.900	-	1.100	-	.500	-	.120	-
MACHINISTS	12.400	14.400	40.00	.749	-	.900	-	-	-	-	-
MARBLE SETTERS	11.600	12.850	40.00	1.150	-	1.650	-	.500	-	.250	-
MOSAIC AND TERRAZZO WORKERS	11.520	12.470	40.00	1.000	-	1.800	-	1.000	-	-	-
PAINTERS	11.580	12.120	40.00	1.490	-	1.380	-	.750	-	.260	-
PAPERHANGERS	12.080	12.620	40.00	1.490	-	1.380	-	.750	-	.260	-
PLASTERERS	12.335	13.335	40.00	.980	-	1.850	-	.650	-	.250	-
PLUMBERS	13.120	13.830	40.00	-	10.00	-	16.00	-	13.00	-	2.00
ROOFERS, COMPOSITION	11.320	11.870	40.00	.970	-	1.750	-	1.000	-	.115	-
HOT BUILT UP	11.320	11.870	40.00	.970	-	1.750	-	1.000	-	.115	-
ROOFERS, SLATE & TILE	11.320	11.870	40.00	.970	-	1.750	-	1.000	-	.115	-
PIPEFITTERS	13.120	13.830	40.00	-	10.00	-	16.00	-	13.00	-	2.00
COLD WATER PIPEFITTERS	12.430	13.120	36.00	1.950	-	1.900	-	1.520	-	.380	-
REFRIGERATION FITTERS	12.530	13.220	36.00	1.950	-	1.900	-	1.520	-	.380	-
REINFORCING IRON WORKERS	12.000	12.500	40.00	1.390	-	2.820	-	1.900	-	.110	-
SHEET METAL WORKERS	11.844	12.744	40.00	1.140	-	2.640	-	-	5.00	.390	5.00
STONEMASONS	11.600	12.850	40.00	1.150	-	1.650	-	.500	-	.250	-
CONCRETE BLOCK LAYERS	11.600	12.850	40.00	1.150	-	1.650	-	.500	-	.250	-
STRUCTURAL IRON WORKERS	12.000	12.500	40.00	1.390	-	2.820	-	1.900	-	.110	-
TILE LAYERS	11.620	12.560	40.00	1.060	-	1.400	-	1.250	-	.230	-
Helpers and laborers											
BRICKLAYERS' TENDERS	8.850	9.480	40.00	1.250	-	2.550	-	.800	-	.140	-
BUILDING LABORERS	8.350	8.980	40.00	1.250	-	2.550	-	.800	-	.140	-
ELEVATOR CONSTRUCTORS' HELPERS	9.390	* 9.390	40.00	.895	-	.690	-	-	8.00	.030	2.80

See footnotes at end of table.

Table 19. Continued—Wage rates, hours, and employer contributions for selected benefits: Selected cities

(Union building trades)

City and job classification	July 3, 1978			July 2, 1979							
	Rate per hour ¹	Rate per hour ¹	Hours per week ²	Employer contributions for selected benefits ³							
				Insurance ⁴		Pension		Vacation		Other ⁵	
				Dollars	Percent	Dollars	Percent	Dollars	Percent	Dollars	Percent
Santa Ana, Calif.											
—Continued											
Building construction											
Helpers and laborers											
MARBLE SETTERS' FINISHERS	\$7.950	\$8.880	40.00	1.490	-	1.470	-	0.600	-	-	-
PLASTERERS' LABORERS (HOD CARRIERS)	10.975	11.775	40.00	1.250	-	2.550	-	.800	-	0.140	-
TERRAZZO FINISHERS	9.830	11.500	40.00	1.000	-	1.800	-	1.000	-	-	-
TILE FINISHERS	9.460	10.110	40.00	1.490	-	1.470	-	.600	-	.230	-
CERTIFIED FINISHERS	9.740	10.390	40.00	1.490	-	1.470	-	.600	-	.230	-
Salt Lake City, Utah											
Building construction											
Journeymen											
ASBESTOS WORKERS	10.210	11.110	40.00	.770	-	1.370	-	^a 1.000	-	-	-
BOILERMAKERS	11.825	12.560	40.00	1.175	-	1.000	-	1.000	-	-	-
BRICKLAYERS	11.260	11.400	40.00	.600	-	.420	-	^b .600	-	.180	-
CARPENTERS	10.250	11.250	40.00	.550	-	.650	-	-	-	-	-
MILLWRIGHTS	11.000	11.100	40.00	.550	-	.650	-	-	-	-	-
PILEDRIVERS	13.100	13.830	36.00	.550	-	.650	-	-	-	-	-
CEMENT FINISHERS	9.990	10.890	40.00	.550	-	.650	-	-	-	-	-
COMPOSITION FLOOR LAYERS AND FINISHING MACHINE OPERATORS	10.120	11.200	40.00	.550	-	.650	-	-	-	-	-
DRYWALL TAPERS (FINISHERS)	10.140	10.140	40.00	.510	-	.300	-	^c .500	-	-	-
ELECTRICIANS (INSIDE WIRERS)	10.904	11.750	40.00	.700	-	.750	-	-	^d 6.00	-	0.80
ELEVATOR CONSTRUCTORS	10.555	11.020	40.00	.895	-	.690	-	-	6.00	.035	2.69
ENGINEERS-POWER EQUIPMENT OPERATORS:											
GROUP 12:											
CRANES OVER 125 TONS ...	13.190	14.210	40.00	1.280	-	1.900	-	1.000	-	.140	-
GROUP 11A:											
POWER SHOVELS AND DRAGLINES (OVER 7 CU. YDS.)	12.580	13.600	40.00	1.280	-	1.900	-	1.000	-	.140	-
GROUP 11:											
KOEHRING SCOOPERS	11.620	12.640	40.00	1.280	-	1.900	-	1.000	-	.140	-
GROUP 10:											
DERRICK	11.180	12.200	40.00	1.280	-	1.900	-	1.000	-	.140	-
GROUP 9:											
TOWER CRANE	11.020	12.040	40.00	1.280	-	1.900	-	1.000	-	.140	-
GROUP 8A:											
TRACTOR OPERATOR (DRAG-TYPE SHOVEL OR BOOM LARGER THAN D-7)	10.960	11.980	40.00	1.280	-	1.900	-	1.000	-	.140	-
GROUP 8:											
TRACTOR WITH FRONT-END LOADERS, 2 TO 5 CUBIC YARDS	10.900	11.920	40.00	1.280	-	1.900	-	1.000	-	.140	-
MEDIUM EQUIPMENT:											
GROUP 7A:											
SIDE BOOM OPERATORS	10.600	11.620	40.00	1.280	-	1.900	-	1.000	-	.140	-
GROUP 7:											
HOIST, 2 DRUMS	10.490	11.510	40.00	1.280	-	1.900	-	1.000	-	.140	-
GROUP 6:											
MIXERMOBILES	10.340	11.360	40.00	1.280	-	1.900	-	1.000	-	.140	-
LIGHT EQUIPMENT:											
GROUP 5:											
AIR COMPRESSORS, 2 OR MORE	9.880	10.900	40.00	1.280	-	1.900	-	1.000	-	.140	-

See footnotes at end of table.

Table 19. Continued—Wage rates, hours, and employer contributions for selected benefits: Selected cities

(Union building trades)

City and job classification	July 3, 1978			July 2, 1979							
	Rate per hour ¹	Rate per hour ¹	Hours per week ²	Employer contributions for selected benefits ³							
				Insurance ⁴		Pension		Vacation		Other ⁵	
				Dollars	Percent	Dollars	Percent	Dollars	Percent	Dollars	Percent
Salt Lake City, Utah											
—Continued											
Building construction											
Journeyman											
GROUP 3:											
AIR COMPRESSORS	\$9.590	\$10.610	40.00	1.280	-	1.900	-	1.000	-	0.140	-
GROUP 2:											
MATERIAL LOADERS	9.240	10.260	40.00	1.280	-	1.900	-	1.000	-	.140	-
GLAZIERS	9.510	9.970	40.00	.510	-	.500	-	.770	-	.410	-
LATHERS	10.095	10.220	40.00	.550	-	.700	-	1.000	-	-	-
MARBLE SETTERS	9.970	10.970	40.00	.500	-	.450	-	.600	-	.170	-
MOSAIC AND TERRAZZO											
WORKERS	9.970	10.970	40.00	.500	-	.450	-	.600	-	.170	-
PAINTERS	9.200	9.700	40.00	.510	-	.300	-	.500	-	.030	-
SPRAY	9.500	10.000	40.00	.510	-	.300	-	.500	-	.030	-
SWING STAGE	9.500	10.000	40.00	.510	-	.300	-	.500	-	.030	-
PAPERHANGERS	9.450	9.950	40.00	.510	-	.300	-	.500	-	.030	-
PLASTERERS	10.400	10.890	40.00	.550	-	.650	-	-	-	-	-
PLUMBERS	10.700	11.950	40.00	.810	-	1.100	-	.250	-	.130	-
PIPE WELDERS	10.700	11.950	40.00	.810	-	1.100	-	.250	-	.130	-
REFRIGERATION FITTERS	10.700	12.200	40.00	.810	-	1.000	-	.250	-	.130	-
STEAMFITTERS	10.700	11.950	40.00	.810	-	1.100	-	.250	-	.130	-
REINFORCING IRONWORKERS	11.150	11.800	40.00	.750	-	1.350	-	-	-	.060	-
ROOFERS, COMPOSITION,											
SLATE AND TILE											
.....	9.990	10.940	40.00	.620	-	.350	-	-	-	-	-
SHEET-METAL WORKERS	10.130	11.300	40.00	.750	-	.880	-	.590	-	.640	-
STRUCTURAL IRON WORKERS	11.150	11.800	40.00	.750	-	1.350	-	-	-	.060	-
ORNAMENTAL FINISHERS	11.150	11.800	40.00	.750	-	1.350	-	-	-	.060	-
FENCE ERECTORS	11.150	11.800	40.00	.750	-	1.350	-	-	-	.060	-
SHEETERS	11.150	11.800	40.00	.750	-	1.350	-	-	-	.060	-
TILE SETTERS	9.970	10.970	40.00	.500	-	.450	-	.600	-	.170	-
Helpers and laborers											
BRICKLAYERS' TENDERS	9.120	9.470	40.00	.500	-	.350	-	.250	-	.050	-
BUILDING LABORERS	7.770	8.270	40.00	.500	-	.350	-	.250	-	.040	-
ELEVATOR CONSTRUCTORS'											
HELPERS	7.390	7.710	40.00	.895	-	.690	-	-	6.00	.035	2.69
PLASTERERS' LABORERS	9.200	9.550	40.00	.500	-	.350	-	.250	-	-	-
Highway and street construction											
Journeyman											
CEMENT FINISHERS	9.990	10.890	40.00	.550	-	.650	-	-	-	-	-
Helpers and laborers											
CONSTRUCTION LABORERS	7.770	8.020	40.00	.500	-	.350	-	.250	-	.040	-
Other heavy construction											
Journeyman											
CEMENT FINISHERS	9.990	10.890	40.00	.550	-	.650	-	-	-	-	-
Helpers and laborers											
CONSTRUCTION LABORERS	7.770	8.020	40.00	.500	-	.350	-	.250	-	.040	-
Scranton, Pa.											
Building construction											
Journeyman											
ASBESTOS WORKERS	10.300	10.800	40.00	.800	-	.600	-	1.075	-	-	-
BRICKLAYERS	10.500	10.600	35.00	.900	-	1.000	-	.750	-	.060	-

See footnotes at end of table.

Table 19. Continued—Wage rates, hours, and employer contributions for selected benefits: Selected cities

(Union building trades)

City and job classification	July 3, 1978			July 2, 1979							
	Rate per hour ¹	Rate per hour ¹	Hours per week ²	Employer contributions for selected benefits ³							
				Insurance ⁴		Pension		Vacation		Other ⁵	
				Dollars	Percent	Dollars	Percent	Dollars	Percent	Dollars	Percent
Scranton, Pa.											
—Continued											
Building construction											
Journeyman											
CARPENTERS	\$10.670	\$11.140	40.00	0.670	-	0.500	-	-	-	0.100	-
MILLWRIGHTS	11.250	11.760	40.00	.670	-	.500	-	-	-	.100	-
CEMENT FINISHERS	11.550	12.050	40.00	-	-	-	-	-	-	.050	-
DRYWALL TAPERS:											
HAND TAPING:											
UNDER 7500 SQ. FT.	9.250	9.750	40.00	-	-	1.200	-	-	-	-	-
OVER 7500 SQ. FT.	10.000	10.500	40.00	-	-	1.200	-	-	-	-	-
MACHINE TAPING	11.000	11.500	40.00	-	-	1.200	-	-	-	-	-
ELECTRICIANS (INSIDE											
WIRERS)	10.700	10.900	40.00	.750	-	.500	3.00	1.000	-	.180	-
ELEVATOR CONSTRUCTION											
MECHANICS	11.270	11.580	40.00	1.045	-	.820	-	-	7.00	.035	2.31
ENGINEERS-POWER EQUIP-											
MENT OPERATORS:											
HEAVY EQUIPMENT--											
CRANES, DERRICKS,											
POWER SHOVELS	12.150	12.570	40.00	-	5.50	-	10.30	-	-	-	3.00
MEDIUM EQUIPMENT--											
TURNAPULLS, CARRY-											
ALLS, BULLDOZERS,											
TRACTORS	11.280	11.700	40.00	-	5.50	-	10.30	-	-	-	3.00
LIGHT EQUIPMENT--WEL-											
DING MACHINES, COM-											
PRESSORS, PUMPS	10.510	10.930	40.00	-	5.50	-	10.30	-	-	-	3.00
GLAZIERS (OUTSIDE)	10.000	10.500	40.00	.650	-	.850	-	-	-	-	3.08
LATHERS	11.040	11.540	40.00	-	-	.100	-	-	-	.050	-
MARBLE SETTERS	9.800	10.200	40.00	-	-	1.300	-	-	-	-	-
MOSAIC AND TERRAZZO											
WORKERS	9.800	10.200	40.00	-	-	1.300	-	-	-	-	-
PAINTERS	9.000	9.500	40.00	-	-	1.200	-	-	-	-	-
SWING	10.000	10.500	40.00	-	-	1.200	-	-	-	-	-
STEEL	10.000	10.500	40.00	-	-	1.200	-	-	-	-	-
SPRAY	10.500	11.000	40.00	-	-	1.200	-	-	-	-	-
PAPERHANGERS	9.500	10.000	40.00	-	-	1.200	-	-	-	-	-
PIPEFITTERS	10.690	11.190	40.00	.700	-	1.050	-	1.000	-	.070	-
PLASTERERS	11.630	12.130	40.00	-	-	-	-	-	-	.050	-
PLUMBERS	10.240	10.790	40.00	.900	-	1.250	-	1.000	-	.140	-
REINFORCING IRON											
WORKERS	11.150	11.700	40.00	1.190	-	1.410	-	1.000	-	.050	-
ROOFERS, COMPOSITION	11.230	11.320	40.00	1.230	-	-	-	-	-	-	-
ROOFERS, SHINGLE, SLATE											
AND TILE	11.230	11.320	40.00	1.230	-	-	-	-	-	-	-
SHEET-METAL WORKERS	11.090	11.520	40.00	.700	-	.760	-	-	-	.260	3.00
STONEMASONS	10.500	10.600	35.00	.900	-	1.000	-	.750	-	.060	-
STRUCTURAL IRON WORKERS											
TILE LAYERS	11.250	11.800	40.00	1.190	-	1.410	-	1.000	-	.050	-
TILE LAYERS	9.800	10.200	40.00	-	-	1.300	-	-	-	-	-
Helpers and laborers											
BRICKLAYERS' TENDERS	9.700	9.700	40.00	.570	-	1.000	-	-	-	.050	-
BUILDING LABORERS	9.300	9.300	40.00	.570	-	1.000	-	-	-	.050	-
COMPOSITION ROOFERS'											
HELPERS	11.005	11.095	40.00	1.230	-	-	-	-	-	-	-
ELEVATOR CONSTRUCTORS'											
HELPERS	7.890	8.110	40.00	1.045	-	.820	-	-	7.00	.035	2.31
MARBLE SETTERS' HELPERS ..	9.420	9.520	40.00	-	-	.800	-	-	-	-	-
PLASTERERS' AND MASONS'											
TENDERS	9.700	9.700	40.00	.570	-	1.000	-	-	-	.050	-
PLUMBERS' LABORERS	9.450	9.450	40.00	.570	-	1.000	-	-	-	.050	-
TERRAZZO HELPERS	9.520	9.620	40.00	-	-	.800	-	-	-	-	-
TILE LAYERS' HELPERS	9.420	9.520	40.00	-	-	.800	-	-	-	-	-

See footnotes at end of table.

Table 19. Continued—Wage rates, hours, and employer contributions for selected benefits: Selected cities

(Union building trades)

City and job classification	July 3, 1978			July 2, 1979							
	Rate per hour ¹	Rate per hour ¹	Hours per week ²	Employer contributions for selected benefits ³							
				Insurance ⁴		Pension		Vacation		Other ⁵	
				Dollars	Percent	Dollars	Percent	Dollars	Percent	Dollars	Percent
Seattle, Wash.											
Building construction											
Journeyman											
ASBESTOS WORKERS	\$13.480	\$14.780	40.00	0.720	-	1.300	-	1.000	-	0.030	-
BOILERMAKERS	12.025	13.610	40.00	1.175	-	1.000	-	1.000	-	-	-
BRICKLAYERS	11.860	12.880	40.00	.800	-	1.550	-	.550	-	.200	-
CLEANERS, POINTERS AND CAULKERS	11.860	12.880	40.00	.800	-	1.550	-	.550	-	.200	-
CARPENTERS	11.680	12.840	40.00	.700	-	.850	-	.200	-	.020	-
BOOMMEN	11.880	13.040	40.00	.700	-	.850	-	.200	-	.020	-
FLOOR LAYERS, SHINGLERS	11.810	12.970	40.00	.700	-	.850	-	.200	-	.020	-
MILLWRIGHTS	12.180	13.340	40.00	.700	-	.850	-	.200	-	.020	-
PILEDRIVERS	11.830	12.990	40.00	.700	-	.850	-	.200	-	.020	-
CEMENT FINISHERS	11.530	11.940	40.00	.850	-	1.250	-	1.000	-	.020	-
COMPOSITION	11.780	12.190	40.00	.850	-	1.250	-	1.000	-	.020	-
DRYWALL TAPERS:											
RESIDENTIAL	11.770	12.640	40.00	.610	-	.700	-	-	-	.080	-
COMMERCIAL	12.170	13.040	40.00	.610	-	.700	-	-	-	.080	-
ELECTRICIANS (INSIDE WIRERS)	13.659	14.693	40.00	.850	-	1.300	3.00	-	6.00	.050	1.00
RESIDENTIAL	-	8.750	40.00	.850	-	.400	3.00	.180	-	.030	1.00
ELEVATOR CONSTRUCTORS ...	13.225	15.735	40.00	1.045	-	.820	-	-	6.00	.035	2.69
ENGINEERS-POWER EQUIP- MENT OPERATORS:											
HEAVY EQUIPMENT:											
SHOVELS AND CRANES, CRAWLER AND TRUCK TYPE	13.060	14.060	40.00	.850	-	1.500	-	-	-	.150	-
BULLDOZERS (D9)	12.880	13.880	40.00	.850	-	1.500	-	-	-	.150	-
CARRYALL TYPE SCRAPERS (SINGLE)	12.660	13.660	40.00	.850	-	1.500	-	-	-	.150	-
MEDIUM EQUIPMENT:											
HOISTS-STEEL EREC- TION	12.780	13.780	40.00	.850	-	1.500	-	-	-	.150	-
MIXERS, CONCRETE:											
200 YARDS AND UNDER ...	12.690	13.690	40.00	.850	-	1.500	-	-	-	.150	-
OVER 200 YARDS	13.010	14.010	40.00	.850	-	1.500	-	-	-	.150	-
PILEDRIVERS	13.060	14.060	40.00	.850	-	1.500	-	-	-	.150	-
LIGHT EQUIPMENT:											
FORKLIFTS OR LUMBER STACKERS (ON CONSTRUCTION JOB SITE), LOADERS	12.660	13.660	40.00	.850	-	1.500	-	-	-	.150	-
COMPRESSORS, EXCAVATING	12.360	13.360	40.00	.850	-	1.500	-	-	-	.150	-
CARRYALL TYPE SCRAPERS (DOUBLE)	12.810	13.810	40.00	.850	-	1.500	-	-	-	.150	-
GLAZIERS	10.400	12.190	40.00	.360	-	.950	-	-	7.00	.030	3.08
LATHERS	10.820	12.010	40.00	.850	-	1.000	-	1.000	-	.150	-
MARBLE SETTERS	11.860	12.880	40.00	.800	-	1.550	-	.550	-	.200	-
MOSAIC AND TERRAZZO WORKERS	11.370	12.820	40.00	.800	-	1.000	-	.750	-	.160	-
PAINTERS	11.770	12.640	40.00	.610	-	.700	-	-	-	.080	-
STEEPLEJACKS	12.520	13.390	40.00	.610	-	.700	-	-	-	.080	-
INDUSTRIAL PAINTERS	12.170	13.040	40.00	.610	-	.700	-	-	-	.080	-
RESIDENTIAL	-	10.680	40.00	.610	-	.700	-	-	-	.080	-
PIPEFITTERS	13.900	15.410	40.00	.940	-	1.650	-	1.500	-	.120	-
PLASTERERS	10.720	11.740	40.00	.850	-	1.250	-	1.000	-	.150	-
PLUMBERS	13.900	15.410	40.00	.940	-	1.650	-	1.500	-	.120	-
REFRIGERATION FITTERS	13.000	14.210	40.00	.940	-	1.510	-	1.300	-	.120	-
ROOFERS, COMPOSITION:											
STEEP	11.780	12.210	40.00	.750	-	1.000	-	.500	-	.080	-
FLAT	11.780	12.210	40.00	.750	-	1.000	-	.500	-	.080	-
ROOFERS, SLATE AND TILE ...	12.030	12.460	40.00	.750	-	1.000	-	.500	-	.080	-
SHEET-METAL WORKERS	13.230	14.040	40.00	.730	-	1.560	-	1.250	-	.140	3.00
RESIDENTIAL SHEET- METAL WORKERS	-	10.379	40.00	.730	-	.360	-	-	-	.150	3.00

See footnotes at end of table.

Table 19. Continued—Wage rates, hours, and employer contributions for selected benefits: Selected cities

(Union building trades)

City and job classification	July 3, 1978			July 2, 1979							
	Rate per hour ¹	Rate per hour ¹	Hours per week ²	Employer contributions for selected benefits ³							
				Insurance ⁴		Pension		Vacation		Other ⁵	
				Dollars	Percent	Dollars	Percent	Dollars	Percent	Dollars	Percent
Seattle, Wash.											
—Continued											
Building construction											
Journeyman											
STONEMASONS	\$11.860	\$12.880	40.00	0.800	-	1.550	-	0.550	-	0.200	-
STRUCTURAL IRON WORKERS	12.100	12.910	40.00	.930	-	1.700	-	.750	-	-	-
TILE LAYERS	11.370	12.820	40.00	.800	-	1.000	-	.750	-	.160	-
Helpers and laborers											
BRICKLAYERS' TENDERS	10.400	11.210	40.00	.950	-	1.100	-	.500	-	.100	-
BUILDING LABORERS	9.920	10.730	40.00	.950	-	1.100	-	.500	-	.100	-
ELEVATOR CONSTRUCTORS' HELPERS	9.260	11.010	40.00	1.045	-	.820	-	-	6.00	.035	2.69
MARBLE SETTERS' HELPERS ..	9.740	10.940	40.00	.800	-	.300	-	.750	-	.160	-
PLASTERERS' LABORERS	10.400	11.210	40.00	.950	-	1.100	-	.500	-	.100	-
TERRAZZO HELPERS	9.740	10.940	40.00	.800	-	.300	-	.750	-	.160	-
TILE LAYERS' HELPERS	9.740	10.940	40.00	.800	-	.300	-	.750	-	.160	-
Spokane, Wash.											
Building construction											
Journeyman											
ASBESTOS WORKERS	11.500	13.390	40.00	.650	-	1.370	-	1.250	-	-	-
BOILERMAKERS	12.025	12.760	40.00	1.075	-	1.000	-	1.000	-	-	-
BRICKLAYERS	11.440	12.110	40.00	.800	-	1.000	-	-	-	1.050	-
CLEANERS, POINTERS AND CAULKERS	11.440	12.110	40.00	.800	-	1.000	-	-	-	1.050	-
CARPENTERS	11.090	11.840	40.00	.830	-	.900	-	.500	-	.020	-
MILLWRIGHTS	11.590	12.340	40.00	.830	-	.900	-	.500	-	.020	-
PILEDRIVERS	11.240	11.990	40.00	.830	-	.900	-	.500	-	.020	-
CEMENT FINISHERS	10.430	10.430	40.00	.900	-	1.250	-	.500	-	.430	-
DRYWALL TAPERS	11.470	12.100	40.00	.470	-	1.000	-	-	-	.090	-
ELECTRICIANS (INSIDE WIRERS)	12.991	14.141	40.00	.830	-	.400	3.00	-	8.00	-	-
ELEVATOR CONSTRUCTORS ...	12.960	13.950	40.00	.895	-	.690	-	-	6.00	.030	2.69
ENGINEERS--POWER EQUIPMENT OPERATORS: HEAVY EQUIPMENT:											
CRANES (UNDER 65 T)	10.950	11.450	40.00	1.200	-	1.550	-	-	-	.060	-
DERRICKS (UNDER 65 T)	10.950	11.450	40.00	1.200	-	1.550	-	-	-	.060	-
HOISTS (2 OR MORE DRUMS)	10.650	11.150	40.00	1.200	-	1.550	-	-	-	.060	-
MEDIUM EQUIPMENT: MIXER MOBILES, PUMP-CRETES, LINK BELTS OR SIMILAR	10.650	11.150	40.00	1.200	-	1.550	-	-	-	.060	-
LIGHT EQUIPMENT: COMPRESSORS (1 ONLY) ...	9.800	10.300	40.00	1.200	-	1.550	-	-	-	.060	-
PUMPS	9.800	10.300	40.00	1.200	-	1.550	-	-	-	.060	-
GLAZIERS	10.490	11.130	40.00	.420	-	.300	-	.400	-	-	-
LATHERS	10.550	11.780	40.00	.750	-	1.000	-	-	-	.100	-
MARBLE MASONS	11.440	12.110	40.00	.800	-	1.000	-	-	-	1.050	-
MOSAIC AND TERRAZZO WORKERS	10.850	11.300	40.00	.800	-	1.000	-	-	-	1.050	-
PAINTERS	11.220	11.850	40.00	.470	-	1.000	-	-	-	.090	-
SPRAY	11.470	12.100	40.00	.470	-	1.000	-	-	-	.090	-
STRUCTURAL STEEL	11.470	12.100	40.00	.470	-	1.000	-	-	-	.090	-
PAPERHANGERS	11.220	11.850	40.00	.470	-	1.000	-	-	-	.090	-
PIPEFITTERS	13.940	14.730	40.00	.900	-	1.450	-	2.000	-	-	-
REFRIGERATION FITTERS	13.940	14.730	40.00	.900	-	1.450	-	2.000	-	-	-
PLASTERERS	10.730	11.180	40.00	.900	-	1.250	-	-	-	.100	-
PLUMBERS	13.940	14.730	40.00	.900	-	1.450	-	2.000	-	-	-
REINFORCING IRON WORKERS	12.100	12.910	40.00	.930	-	1.700	-	.750	-	-	-
ROOFERS, COMPOSITION	9.390	10.190	40.00	.750	-	1.250	-	1.000	-	.020	-
ROOFERS, SLATE AND TILE	9.390	10.190	40.00	.750	-	1.250	-	1.000	-	.020	-

See footnotes at end of table.

Table 19. Continued—Wage rates, hours, and employer contributions for selected benefits: Selected cities

(Union building trades)

City and job classification	July 3, 1978			July 2, 1979							
	Rate per hour ¹	Rate per hour ¹	Hours per week ²	Employer contributions for selected benefits ³							
				Insurance ⁴		Pension		Vacation		Other ⁵	
				Dollars	Percent	Dollars	Percent	Dollars	Percent	Dollars	Percent
Spokane, Wash.—Continued											
Building construction											
Journeyman											
SHEET-METAL WORKERS	\$12.880	\$14.130	40.00	0.680	-	1.140	-	1.000	-	0.070	3.00
STONEMASONS	11.440	12.110	40.00	.800	-	1.000	-	-	-	1.050	-
STRUCTURAL AND ORNAMENTAL IRON WORKERS	12.100	12.910	40.00	.930	-	1.700	-	.750	-	-	-
FINISHERS	12.100	12.910	40.00	.930	-	1.700	-	.750	-	-	-
TILE LAYERS	10.850	11.300	40.00	.800	-	1.000	-	-	-	1.050	-
Helpers and laborers											
BRICKLAYERS' TENDERS	9.250	10.000	40.00	.820	-	1.000	-	-	-	.780	-
BUILDING LABORERS	8.750	9.500	40.00	.820	-	1.000	-	-	-	.780	-
CONCRETE AND GRADE CREW	8.750	9.500	40.00	.820	-	1.000	-	-	-	.780	-
ELEVATOR CONSTRUCTORS' HELPERS	9.075	9.765	40.00	.895	-	.690	-	-	6.00	.030	2.69
TILE LAYERS' HELPERS	8.100	8.600	40.00	.800	-	1.000	-	-	-	1.050	-
Stamford, Conn.											
Building construction											
Journeyman											
ASBESTOS WORKERS	11.240	11.390	35.00	.750	-	1.310	-	⁶ .600	-	-	-
BRICKLAYERS	10.370	10.720	40.00	.830	-	.250	-	⁶ .250	-	.050	.39
CARPENTERS	9.750	10.300	40.00	.900	-	.650	-	⁶ .700	-	.100	-
CEMENT FINISHERS	10.370	10.720	40.00	.830	-	.250	-	⁶ .250	-	.050	.39
DRYWALL TAPERS (FINISHERS)	9.300	10.500	35.00	.500	-	.750	-	.300	-	-	-
ELECTRICIANS (INSIDE WIRERS)	12.000	12.750	35.00	-	6.00	-	9.50	-	10.00	1.091	1.00
ENGINEERS-POWER EQUIPMENT OPERATORS: DERRICKS, PILEDRIVERS, STIFF LEG AND GUY DERRICKS, HOISTS (2 DRUMS OR OVER)	11.550	11.960	40.00	.700	-	.950	-	-	-	.500	2.69
TOWER CRANES, DRAG-LINES, GRADEALLS, FRONT-END LOADERS (OVER 7 CU. YDS.)	11.430	11.840	40.00	.700	-	.950	-	-	-	.500	2.69
MAINTENANCE ENGINEERS, WELDERS, FRONT-END LOADERS (3-7 CU. YDS.), MUCKING MACHINES, PUMPCRETES, WELL DIGGERS, CONVEYORS	11.070	11.460	40.00	.700	-	.950	-	-	-	.500	2.69
COMPRESSOR BATTERY OPERATORS	10.260	10.610	40.00	.700	-	.950	-	-	-	.500	2.69
ASPHALT SPREADERS	10.850	11.230	40.00	.700	-	.950	-	-	-	.500	2.69
BULLDOZERS, GRADERS, SCRAPER PANS, CARRYALLS	10.790	11.160	40.00	.700	-	.950	-	-	-	.500	2.69
CONCRETE MIXERS, FRONT-END LOADERS (UNDER 3 CU YDS), POWER STONE SPREADERS	10.740	11.110	40.00	.700	-	.950	-	-	-	.500	2.69

See footnotes at end of table.

Table 19. Continued—Wage rates, hours, and employer contributions for selected benefits: Selected cities

(Union building trades)

City and job classification	July 3, 1978		July 2, 1979								
	Rate per hour ¹	Rate per hour ¹	Hours per week ²	Employer contributions for selected benefits ³							
				Insurance ⁴		Pension		Vacation		Other ⁵	
				Dollars	Percent	Dollars	Percent	Dollars	Percent	Dollars	Percent
Stamford, Conn.—Continued											
Building construction											
Journeyman											
AIR AND STEAM VALVE OPERATORS	\$9.990	\$10.320	40.00	0.700	-	0.950	-	-	-	0.500	2.69
COMPRESSORS, GENERATORS, WELDING MACHINES	9.880	10.210	40.00	.700	-	.950	-	-	-	.500	2.69
STEAM JENNIES, FORKLIFTS UNDER 4 FT.	10.630	11.000	40.00	.700	-	.950	-	-	-	.500	2.69
ROLLERS	10.520	10.890	40.00	.700	-	.950	-	-	-	.500	2.69
MECHANICAL HEATERS	9.710	10.040	40.00	.700	-	.950	-	-	-	.500	2.69
DINKY MACHINES, POWER PAVEMENT BREAKERS	10.360	10.710	40.00	.700	-	.950	-	-	-	.500	2.69
FIREMEN--HIGH PRESSURE OILERS	9.500	9.810	40.00	.700	-	.950	-	-	-	.500	2.69
GLAZIERS	9.020	9.310	40.00	.700	-	.950	-	-	-	.500	2.69
LATHERS	9.830	10.330	35.00	.950	-	.470	-	-	-	-	3.46
PAINTERS	9.010	9.260	35.00	.500	-	.200	-	° 0.750	-	.030	-
PAPERHANGERS	8.800	10.000	35.00	.500	-	.750	-	.300	-	-	-
PIPEFITTERS	9.300	10.500	35.00	.500	-	.750	-	.300	-	-	-
PLASTERERS	11.200	11.650	37.50	.750	-	.800	-	-	4.00	.020	-
PLUMBERS	10.370	10.720	40.00	.830	-	.250	-	° .250	-	.050	.39
REINFORCING IRON WORKERS	11.200	11.650	37.50	.750	-	.800	-	-	4.00	.020	-
ROOFERS, COMPOSITION	12.250	12.900	40.00	.900	-	1.450	-	-	-	-	.19
ROOFERS, SLATE AND TILE	10.650	11.400	35.00	1.250	-	.500	-	° .250	-	.150	1.15
SHEET METAL WORKERS	10.900	11.650	35.00	1.250	-	.500	-	° .250	-	.150	1.15
STONEMASONS	11.100	11.760	37.50	1.340	-	1.080	-	° .400	-	.120	3.00
STRUCTURAL IRON WORKERS	10.370	10.720	40.00	.830	-	.250	-	° .250	-	.050	.39
STRUCTURAL IRON WORKERS	12.250	12.900	40.00	.900	-	1.450	-	-	-	-	.19
Helpers and laborers											
BRICKLAYERS' TENDERS	8.200	8.400	40.00	.600	-	.800	-	-	-	.150	-
BUILDING LABORERS	7.950	8.150	40.00	.600	-	.800	-	-	-	.150	-
COMPOSITION ROOFERS' HELPERS	8.200	8.400	40.00	.600	-	.800	-	-	-	.150	-
PLASTERERS' LABORERS	8.200	8.400	40.00	.600	-	.800	-	-	-	.150	-
Highway and street construction											
Journeyman											
CARPENTERS	9.800	10.250	40.00	.900	-	.650	-	° .250	-	.100	1.15
CEMENT FINISHERS	9.580	10.220	40.00	.830	-	.250	-	° .250	-	.050	.39
ENGINEERS--POWER EQUIPMENT OPERATORS: ERECTING AND HANDLING STRUCTURAL STEEL, FRONT-END LOADERS (7 CU. YDS. OR OVER)	11.580	11.990	40.00	.700	-	.950	-	-	-	.500	2.69
PILEDRIVERS, DRAGLINES, GRADEALLS, POWER SHOVELS AND CRANES	11.420	11.830	40.00	.700	-	.950	-	-	-	.500	2.69
SIDE BOOMS, EUCLID LOADERS, PUMPCRETES	11.080	11.470	40.00	.700	-	.950	-	-	-	.500	2.69
COMPRESSOR BATTERIES	10.240	10.590	40.00	.700	-	.950	-	-	-	.500	2.69
ASPHALT SPREADERS	10.880	11.270	40.00	.700	-	.950	-	-	-	.500	2.69
FRONT-END LOADERS (3-7 YDS.), GRADERS	10.730	11.100	40.00	.700	-	.950	-	-	-	.500	2.69
WELL POINTS SYSTEMS	9.890	10.220	40.00	.700	-	.950	-	-	-	.500	2.69
ASPHALT ROLLERS, BULLDOZERS, CARRYALLS	10.530	10.900	40.00	.700	-	.950	-	-	-	.500	2.69

See footnotes at end of table.

Table 19. Continued—Wage rates, hours, and employer contributions for selected benefits: Selected cities

(Union building trades)

City and job classification	July 3, 1978			July 2, 1979							
	Rate per hour ¹	Rate per hour ¹	Hours per week ²	Employer contributions for selected benefits ³							
				Insurance ⁴		Pension		Vacation		Other ⁵	
				Dollars	Percent	Dollars	Percent	Dollars	Percent	Dollars	Percent
Stamford, Conn.											
—Continued											
Highway and street construction											
Journeyman											
FRONT-END LOADERS (UNDER 3 YDS.), ROLLERS, POWER CHIPPERS, FORKLIFTS											
	\$10.320	\$10.670	40.00	0.700	-	0.950	-	-	-	0.500	2.69
FIREMEN--HIGH PRESSURE											
	9.520	9.830	40.00	.700	-	.950	-	-	-	.500	2.69
PUMPS, COMPRESSORS											
	9.410	9.720	40.00	.700	-	.950	-	-	-	.500	2.69
BATCH AND BULK CEMENT PLANTS											
	9.820	10.150	40.00	.700	-	.950	-	-	-	.500	2.69
OILERS											
	9.050	9.340	40.00	.700	-	.950	-	-	-	.500	2.69
Toledo, Ohio											
Building construction											
Journeyman											
ASBESTOS WORKERS											
	12.080	12.830	40.00	.550	-	1.400	-	-	-	1.130	-
BOILERMAKERS											
	12.725	13.575	40.00	1.075	-	1.000	-	-	-	.250	-
BRICKLAYERS											
	12.355	13.105	40.00	1.060	-	1.400	-	-	-	.210	-
POINTERS, CLEANERS AND CAULKERS											
	12.355	13.105	40.00	1.060	-	1.400	-	-	-	.210	-
CARPENTERS											
	12.240	12.950	40.00	1.060	-	.890	-	° 0.750	-	.070	-
MILLWRIGHTS											
	12.240	12.950	40.00	1.060	-	.890	-	° .750	-	.070	-
PILEDRIVERS											
	12.240	12.950	40.00	1.060	-	.890	-	° .750	-	.070	-
CEMENT FINISHERS											
	12.270	12.320	40.00	.600	-	.800	-	° 1.770	-	.140	-
ELECTRICIANS (INSIDE WIRERS)											
	13.800	14.700	40.00	.650	-	.550	3.00	-	-	-	1.00
ELEVATOR CONSTRUCTORS											
	12.355	13.225	40.00	.895	-	.690	-	-	6.00	.030	2.69
ENGINEERS--POWER EQUIPMENT OPERATORS:											
GROUP A:											
HEAVY EQUIPMENT, CRANES, ETC											
	12.890	13.440	40.00	.960	-	1.000	-	-	-	.100	-
GROUP B:											
MEDIUM EQUIPMENT, BULLDOZERS, ETC											
	12.730	13.280	40.00	.960	-	1.000	-	-	-	.100	-
GROUP C:											
LIGHT EQUIPMENT											
	12.380	12.930	40.00	.960	-	1.000	-	-	-	.100	-
GROUP D:											
WELDER OPERATORS, COMPRESSORS, MIXERS ...											
	11.570	12.120	40.00	.960	-	1.000	-	-	-	.100	-
GROUP E:											
BACKFILLERS, CONCRETE SPREADING											
	11.240	11.790	40.00	.960	-	1.000	-	-	-	.100	-
GROUP F:											
OILER, PUMPS											
	9.280	9.580	40.00	.960	-	1.000	-	-	-	.100	-
GLAZIERS											
	11.025	11.875	40.00	.700	-	1.000	-	° .800	-	.070	-
SWING STAGE											
	11.275	12.125	40.00	.700	-	1.000	-	° .800	-	.070	-
LATHERS											
	13.050	13.760	40.00	1.200	-	.100	-	-	-	.040	-
MARBLE SETTERS											
	12.355	13.105	40.00	1.060	-	1.400	-	-	-	.210	-
MOSAIC AND TERRAZZO WORKERS											
	12.410	13.260	40.00	1.060	-	.300	-	.250	-	.090	-
PAINTERS, BRUSH, GENERAL											
	10.280	10.930	40.00	1.060	-	1.300	-	° 1.000	-	-	-
SPRAY											
	10.830	11.480	40.00	1.060	-	1.300	-	° 1.000	-	-	-
SWING:											
BRUSH											
	10.580	11.230	40.00	1.060	-	1.300	-	° 1.000	-	-	-
SPRAY											
	11.130	11.780	40.00	1.060	-	1.300	-	° 1.000	-	-	-
PAPERHANGERS											
	10.280	10.930	40.00	1.060	-	1.300	-	° 1.000	-	-	-
PIPEFITTERS											
	11.830	11.830	40.00	1.100	-	1.050	-	-	-	1.540	-
REFRIGERATION FITTERS											
	11.830	11.830	40.00	1.100	-	1.050	-	-	-	1.540	-
PLASTERERS											
	13.050	13.900	40.00	.600	-	-	-	° .750	-	.060	-
PLUMBERS											
	11.830	11.830	40.00	1.100	-	1.050	-	-	-	1.540	-
REINFORCING IRON WORKERS											
	11.830	12.510	40.00	1.060	-	1.340	-	° 1.080	-	.070	-

See footnotes at end of table.

Table 19. Continued—Wage rates, hours, and employer contributions for selected benefits: Selected cities

(Union building trades)

City and job classification	July 3, 1978			July 2, 1979							
	Rate per hour ¹	Rate per hour ¹	Hours per week ²	Employer contributions for selected benefits ³							
				Insurance ⁴		Pension		Vacation		Other ⁵	
				Dollars	Percent	Dollars	Percent	Dollars	Percent	Dollars	Percent
Toledo, Ohio											
—Continued											
Building construction											
Journeyman											
ROOFERS, COMPOSITION	\$12.130	\$12.980	40.00	1.060	-	1.500	-	-	-	-	-
RESIDENTIAL	12.130	12.980	40.00	1.060	-	1.500	-	-	-	-	
ROOFERS, SLATE AND TILE	12.130	12.980	40.00	1.060	-	1.500	-	-	-	-	
SHEET-METAL WORKERS	11.655	12.225	40.00	1.060	-	1.640	-	1.000	-	0.045	
STONEMASONS	12.355	13.105	40.00	1.060	-	1.400	-	-	-	.210	
STRUCTURAL IRON WORKERS	11.830	12.510	40.00	1.060	-	1.340	-	1.080	-	.070	
FINISHERS	11.830	12.510	40.00	1.060	-	1.340	-	1.080	-	.070	
TILE LAYERS	12.410	13.260	40.00	1.060	-	.300	-	.250	-	.090	
Helpers and laborers											
BRICKLAYERS' TENDERS	10.490	10.790	40.00	.700	-	.900	-	.500	-	.180	
MORTAR MIXERS	10.560	10.860	40.00	.700	-	.900	-	.500	-	.180	
BUILDING LABORERS	10.360	10.660	40.00	.700	-	.900	-	.500	-	.180	
ELEVATOR CONSTRUCTORS'											
HELPERS	8.650	9.260	40.00	.895	-	.690	-	-	6.00	.030	
MARBLE SETTERS' HELPERS ..	10.500	10.500	40.00	1.060	-	-	-	.500	-	-	
PLASTERERS' TENDERS	10.380	10.680	40.00	.700	-	.900	-	.500	-	.180	
MIXERS	10.380	10.680	40.00	.700	-	.900	-	.500	-	.180	
TERRAZZO WORKERS'											
HELPERS	10.500	10.500	40.00	1.060	-	-	-	.500	-	-	
BASE GRINDERS	10.800	10.800	40.00	1.060	-	-	-	.500	-	-	
TILE LAYERS' HELPERS	10.500	10.500	40.00	1.060	-	-	-	.500	-	-	
Highway and street construction											
Journeyman											
CEMENT FINISHERS	12.030	12.730	40.00	.600	-	.450	-	-	-	-	
ENGINEERS--POWER EQUIP-											
MENT OPERATORS:											
HEAVY EQUIPMENT--											
CRANES (ALL TYPES),											
POWER SHOVELS, DER-											
RICKS	11.790	12.590	40.00	.960	-	1.000	-	-	-	.040	
MEDIUM EQUIPMENT--POW-											
ER GRADERS, POWER											
SCOOPS, BULLDOZERS	11.670	12.470	40.00	.960	-	1.000	-	-	-	.040	
LIGHT EQUIPMENT--PORT-											
ABLE COMPRESSORS,											
PUMPS (4 IN. AND											
OVER), ASPHALT ROL-											
LERS	10.630	11.430	40.00	.960	-	1.000	-	-	-	.040	
Helpers and laborers											
GENERAL LABORERS	9.200	9.850	40.00	.700	-	.900	-	-	-	.100	
Other heavy construction											
Journeyman											
ENGINEERS--POWER EQUIP-											
MENT OPERATORS:											
HEAVY EQUIPMENT--											
CRANES (ALL TYPES),											
POWER SHOVELS, DER-											
RICKS	11.790	12.590	40.00	.960	-	.450	-	-	-	.040	

See footnotes at end of table.

Table 19. Continued—Wage rates, hours, and employer contributions for selected benefits: Selected cities

(Union building trades)

City and job classification	July 3, 1978			July 2, 1979							
	Rate per hour ¹	Rate per hour ²	Hours per week ²	Employer contributions for selected benefits ³							
				Insurance ⁴		Pension		Vacation		Other ⁵	
				Dollars	Percent	Dollars	Percent	Dollars	Percent	Dollars	Percent
Toledo, Ohio											
—Continued											
Other heavy construction											
Journeyman											
MEDIUM EQUIPMENT—POWER GRADERS, POWER SCOOPS, BULLDOZERS	\$11.670	\$12.470	40.00	0.960	-	0.450	-	-	-	0.040	-
LIGHT EQUIPMENT—PORTABLE COMPRESSORS, PUMPS (4 IN. AND OVER), ASPHALT ROLLERS	10.630	11.430	40.00	.960	-	.450	-	-	-	.040	-
Helpers and laborers											
GENERAL LABORERS	9.200	9.850	40.00	.700	-	.900	-	-	-	.100	-
Washington, D.C.											
Building construction											
Journeyman											
ASBESTOS WORKERS	11.410	12.200	40.00	.750	-	1.390	-	-	-	.020	-
BOILERMAKERS	10.525	11.025	40.00	1.175	-	1.000	-	-	-	1.750	-
BRICKLAYERS	11.650	12.500	40.00	1.100	-	.850	-	-	-	.100	-
RESIDENTIAL	8.750	9.450	40.00	1.100	-	.850	-	-	-	.100	-
CARPENTERS	10.450	11.280	40.00	.800	-	.650	-	-	-	-	-
PILE DRIVERS	10.680	11.530	40.00	.800	-	.650	-	-	-	-	-
MILLWRIGHTS	10.940	11.810	40.00	.800	-	.650	-	-	-	-	-
CEMENT FINISHERS	10.500	11.040	40.00	1.055	-	.700	-	-	-	.110	-
DRYWALL TAPERS	10.610	11.500	40.00	.910	-	1.100	-	-	-	.120	-
ELECTRICIANS (INSIDE)											
WIRERS	11.400	12.200	40.00	.700	-	.800	3.00	-	-	-	0.50
ELEVATOR CONSTRUCTORS	11.770	11.770	40.00	.895	-	.690	-	-	6.00	.030	2.69
ENGINEERS—POWER EQUIPMENT OPERATORS:											
HEAVY EQUIPMENT:											
CRANES, SHOVELS, AND PILE DRIVERS	11.700	12.460	40.00	.700	-	.650	-	-	-	.120	-
MEDIUM EQUIPMENT:											
HOISTS, SINGLE OR DOUBLE DRUM	11.700	12.460	40.00	.700	-	.650	-	-	-	.120	-
TRENCHING MACHINES	11.040	11.760	40.00	.700	-	.650	-	-	-	.120	-
LIGHT EQUIPMENT:											
COMPRESSORS,	10.170	10.820	40.00	.700	-	.650	-	-	-	.120	-
PUMPS	10.170	10.820	40.00	.700	-	.650	-	-	-	.120	-
BULLDOZERS	10.850	11.550	40.00	.700	-	.650	-	-	-	.120	-
GLAZIERS	10.975	11.780	40.00	.710	-	.600	-	-	-	-	-
LATHERS	10.510	11.340	40.00	.850	-	.500	-	-	-	.005	-
MACHINISTS	11.500	12.500	40.00	.800	-	.500	-	-	4.62	-	4.00
MOSAIC AND TERRAZZO											
WORKERS	11.590	12.250	40.00	.700	-	.950	-	-	-	-	-
MARBLE SETTERS	10.850	10.850	40.00	.970	-	.650	-	1.000	-	.130	-
PAINTERS	10.610	11.500	40.00	.910	-	1.100	-	-	-	.120	-
SPRAY	10.610	11.500	40.00	.910	-	1.100	-	-	-	.120	-
BRIDGE, STRUCTURAL											
STEEL, SWING STAGE	11.110	12.000	40.00	.910	-	1.100	-	-	-	.120	-
PAPERHANGERS	10.610	11.500	40.00	.910	-	1.100	-	-	-	.120	-
PIPEFITTERS	11.080	11.080	40.00	.950	-	1.000	-	.400	-	-	-
REFRIGERATION FITTERS	11.080	11.080	40.00	.950	-	1.000	-	.400	-	-	-
SPRINKLER FITTERS	12.150	13.130	40.00	.750	-	1.050	-	-	-	.080	-
SPRINKLER FITTERS	11.760	12.710	40.00	.750	-	1.050	-	-	-	.080	-
PLASTERERS	10.400	11.230	40.00	.650	-	.750	-	-	-	.030	-
PLUMBERS	10.940	10.940	40.00	1.050	-	1.000	-	.380	-	.300	-
REINFORCING IRON											
WORKERS	10.600	11.550	40.00	.820	-	1.150	-	.500	-	-	-
ROOFERS, COMPOSITION	9.570	10.990	40.00	.740	-	.350	-	-	-	-	-
ROOFERS, SLATE AND TILE	10.130	11.550	40.00	.740	-	.350	-	-	-	-	-

See footnotes at end of table.

Table 19. Continued—Wage rates, hours, and employer contributions for selected benefits: Selected cities

(Union building trades)

City and job classification	July 3, 1978			July 2, 1979							
	Rate per hour ¹	Rate per hour ¹	Hours per week ²	Employer contributions for selected benefits ³							
				Insurance ⁴		Pension		Vacation		Other ⁵	
				Dollars	Percent	Dollars	Percent	Dollars	Percent	Dollars	Percent
Washington, D.C.—Continued											
Building construction											
Journeyman											
SHEET-METAL WORKERS	\$10.590	\$11.990	40.00	1.090	-	1.290	-	0.550	-	-	-
STONEMASONS	10.850	10.850	40.00	.970	-	.650	-	1.000	-	0.130	-
STRUCTURAL IRON WORKERS	10.800	11.630	40.00	.950	-	.960	-	-	-	.050	-
TILE LAYERS	11.590	12.250	40.00	.700	-	.950	-	-	-	-	-
Helpers and laborers											
BUILDING LABORERS	8.460	8.960	40.00	.700	-	.520	-	-	-	-	-
RESIDENTIAL LABORERS	5.090	5.470	40.00	.350	-	-	-	-	-	.050	-
COMPOSITION ROOFERS'											
HELPERS	6.790	7.510	40.00	.740	-	.350	-	-	-	-	-
ELEVATOR CONSTRUCTORS'											
HELPERS	8.240	8.240	40.00	.895	-	.690	-	-	6.00	.030	2.69
MARBLE SETTERS' HELPERS ..	9.950	9.950	40.00	.700	-	.700	-	-	-	-	-
PLASTERERS' LABORERS	8.960	9.500	40.00	.700	-	.520	-	-	-	.050	-
PLUMBERS' LABORERS	8.110	8.500	40.00	.600	-	.450	-	-	-	.050	-
TERRAZZO WORKERS'											
HELPERS	9.950	9.950	40.00	.700	-	.700	-	-	-	-	-
TILE LAYERS' HELPERS	9.950	9.950	40.00	.700	-	.700	-	-	-	-	-
Highway and street construction											
Journeyman											
CEMENT MASONS	7.150	7.840	40.00	.800	-	.250	-	-	-	-	-
ENGINEERS-POWER EQUIP-											
MENT OPERATORS:											
HEAVY EQUIPMENT:											
CRANES, PILEDRIVERS,											
SHOVELS	7.850	7.850	40.00	.270	-	.350	-	-	-	-	-
MEDIUM EQUIPMENT:											
TRENCHERS	7.850	7.850	40.00	.270	-	.350	-	-	-	-	-
LIGHT EQUIPMENT:											
BULLDOZERS	7.250	7.250	40.00	.270	-	.350	-	-	-	-	-
COMPRESSORS, PUMPS	7.750	7.750	40.00	.270	-	.350	-	-	-	-	-
Helpers and laborers											
CONSTRUCTION LABORERS	7.000	7.500	40.00	.270	-	.350	-	-	-	-	-
Other heavy construction											
Helpers and laborers											
CONSTRUCTION LABORERS	8.735	9.060	40.00	.600	-	.520	-	-	-	.050	-
Wichita, Kansas											
Building construction											
Journeyman											
ASBESTOS WORKERS	10.410	10.910	40.00	.995	-	.850	-	⁶ 1.000	-	.040	-
BRICKLAYERS	10.280	11.010	40.00	.500	-	.500	-	-	-	-	-
CARPENTERS	9.800	10.250	40.00	.500	-	-	-	-	-	-	-
DRYWALL TAPERS											
(FINISHERS)	10.070	10.870	40.00	.100	-	.300	-	-	-	-	-
ELECTRICIANS (INSIDE											
WIRERS)	10.340	10.810	40.00	.750	-	.500	3.00	-	⁶ 6.00	-	3.00

See footnotes at end of table.

Table 19. Continued—Wage rates, hours, and employer contributions for selected benefits: Selected cities

(Union building trades)

City and job classification	July 3, 1978			July 2, 1979							
	Rate per hour ¹	Rate per hour ¹	Hours per week ²	Employer contributions for selected benefits ³							
				Insurance ⁴		Pension		Vacation		Other ⁵	
				Dollars	Percent	Dollars	Percent	Dollars	Percent	Dollars	Percent
Wichita, Kansas											
—Continued											
Building construction											
Journeyman											
ENGINEERS--POWER EQUIPMENT OPERATORS:											
GROUP I:											
BOILERS (2), CRANES, DOZERS, SCRAPERS, HOISTS (2-DRUM)	\$10.150	\$10.500	40.00	0.500	-	1.000	-	0.750	-	0.200	-
GROUP II:											
A-FRAMES, BOILERS (1), FORKLIFTS, HOISTS (1-DRUM), POWER BROOMS	9.750	10.100	40.00	.500	-	1.000	-	.750	-	.200	-
GROUP III:											
FARM TRACTORS WITH ATTACHMENTS	8.950	9.100	40.00	.500	-	1.000	-	.750	-	.200	-
FARM TRACTORS WITHOUT ATTACHMENTS	8.700	8.850	40.00	.500	-	1.000	-	.750	-	.200	-
GROUP IV:											
TRACK CRANE OILER	8.150	8.300	40.00	.500	-	1.000	-	.750	-	.200	-
MOTOR CRANE OILER	8.400	8.550	40.00	.500	-	1.000	-	.750	-	.200	-
CRANES WITH LIFTING RING	11.150	11.500	40.00	.500	-	1.000	-	.750	-	.200	-
THREE DRUM HOIST	10.400	10.750	40.00	.500	-	1.000	-	.750	-	.200	-
CRANES AND SHOVELS (200 FT. OF BOOM OR OVER); FOUR DRUM HOIST; TOWER CRANES AND DERRICKS	10.650	11.000	40.00	.500	-	1.000	-	.750	-	.200	-
GLAZIERS	9.620	9.970	40.00	.750	-	.800	-	-	10.80	.050	4.00
LATHERS	10.250	10.700	40.00	-	-	.150	-	-	-	-	-
PAINTERS:											
BRUSH	10.070	10.870	40.00	.100	-	.300	-	-	-	-	-
SPRAY	10.670	11.470	40.00	.100	-	.300	-	-	-	-	-
PAPERHANGERS	10.670	11.470	40.00	.100	-	.300	-	-	-	-	-
PLASTERERS	9.750	10.500	40.00	-	-	-	-	-	-	-	-
PLUMBERS	10.920	12.630	40.00	.800	-	.850	-	-	-	.040	-
ROOFERS, COMPOSITION	8.800	8.800	40.00	.280	-	.220	-	-	-	-	-
SHEET METAL WORKERS	11.110	11.725	40.00	1.180	-	.660	-	.650	-	.140	-
STRUCTURAL IRON WORKERS	10.480	10.830	40.00	-	-	.750	-	.530	-	.020	-
Helpers and laborers											
BUILDING LABORERS	7.200	7.450	40.00	.500	-	.500	-	-	-	.200	-

See footnotes at end of table.

Footnotes to table 19

¹ Basic (minimum) rates, excluding holiday, vacation, or other benefit payments made or regularly credited to the employee. Wage rates shown represent rates available and payable of the first workday in July of the survey year and do not include increases made later that are retroactive to that date or before.

² Hours are the same for both years unless otherwise indicated.

³ Shown in terms of cents per hour or as a percent of rate; in actual practice, however, some employer payments are calculated on the basis of a negotiated rate (rather than the lower basic rate shown), total hours worked, or gross payroll. These variations in method of computation are not indicated in the above tabulation. Amounts shown include contractually authorized deductions from negotiated wage rates as well as direct employer contributions to specified benefit funds. Excluded, however, are voluntary deductions from wage rates authorized by individual employees.

⁴ Includes life insurance, hospitalization, and other types of health and welfare insurance.

⁵ Includes all other nonlegally required employer contributions, except those for apprenticeship fund payments, as indicated in individual agreements.

⁶ Part of negotiated rate; not included in basic rate shown.

⁷ Contribution to savings fund; part of negotiated rate, not included in basic rate shown.

⁸ 50¢ contribution to savings fund; part of negotiated rate, not included in basic rate shown.

⁹ New rate in negotiation on survey reference date.

¹⁰ Current contract extended for 1 year.

¹¹ Includes supplemental annuity fund.

¹² \$1 of this amount is part of the negotiated rate, not included in basic rate shown.

¹³ Includes contribution for supplemental unemployment benefit, separate data not available.

¹⁴ Under 5 years of service 6 percent; over 5 years, 8 percent.

¹⁵ 7 paid holidays.

¹⁶ Benefits in negotiation on survey reference date.

¹⁷ Includes 2½-percent contribution for paid holidays; part of negotiated rate, not included in basic rate shown.

¹⁸ Includes 10-percent contribution to credit union savings fund; part of negotiated rate, not included in basic rate shown.

¹⁹ Includes \$1 contribution to savings fund; part of negotiated rate, not included in basic rate shown.

²⁰ Includes 41¢ contribution to savings fund; part of negotiated rate, not included in basic rate shown.

²¹ 36¢ of this amount is a deduction from the negotiated rate, not included in basic rate shown.

²² Reflects two wage changes since July 3, 1978.

²³ 6 percent is a deduction from negotiated rate, not included in basic rate shown.

²⁴ 55¢ of this amount is a deduction from the negotiated rate, not included in basic rate shown.

²⁵ Part of basic rate allocated to benefits.

²⁶ 6 paid holidays.

²⁷ 8 paid holidays.

²⁸ Includes contributions for paid holidays and vacations, separate data not available.

²⁹ All benefit contributions except pensions, suspended pending negotiation.

³⁰ Includes contributions for insurance and pensions, separate data not available.

³¹ Current contract extended.

³² 11 paid holidays.

³³ Includes 2-percent-holiday contribution; part of negotiated rate, not included in basic rate shown.

³⁴ Includes 15¢ holiday contributions; part of negotiated rate, not included in basic rate shown.

r = revision to data previously reported.

NOTE: Dash indicates no data, or no data reported. When referring to a rate per hour for a previous year, "-" indicates either a change in progression, or a new job, or union not previously reported.

Appendix: Scope and Method of Survey

Union wage rates and hours reported in this bulletin were agreed on through collective bargaining between trade unions and employers and are defined as (1) the basic (minimum) rates (excluding holiday, vacation, or other benefit payments made regularly or credited to the worker each pay period), and (2) the maximum number of weekly hours at straight-time rates. Wage rates exceeding the negotiated minimum, which may be paid for special qualifications or other reasons, are excluded. Thus, rates shown do not represent total hourly earnings of building trades workers.

Information presented for the building trades is based on union rates in effect on July 2, 1979, covering approximately 584,000 journeymen and 135,000 helpers and laborers in the 66 cities surveyed. Data were obtained from local union officials by mail questionnaire; in some instances, Bureau field representatives visited local union officials to obtain the desired information.

The survey was designed to reflect union wage rates in building construction in all cities of 100,000 inhabitants or more (1970 Census of Population). All cities that had 500,000 inhabitants or more were studied separately, as were most cities with 250,000 to 500,000 inhabitants. Data for some cities were weighted to compensate for cities not surveyed. In order to provide appropriate regional representation, each region was considered separately when city weights were assigned.

Average wage rates, designed to show current levels, were based on building trades wage rates in each city as of July 2, 1979. The wage rates were weighted by the number of union members at the rate in the area.

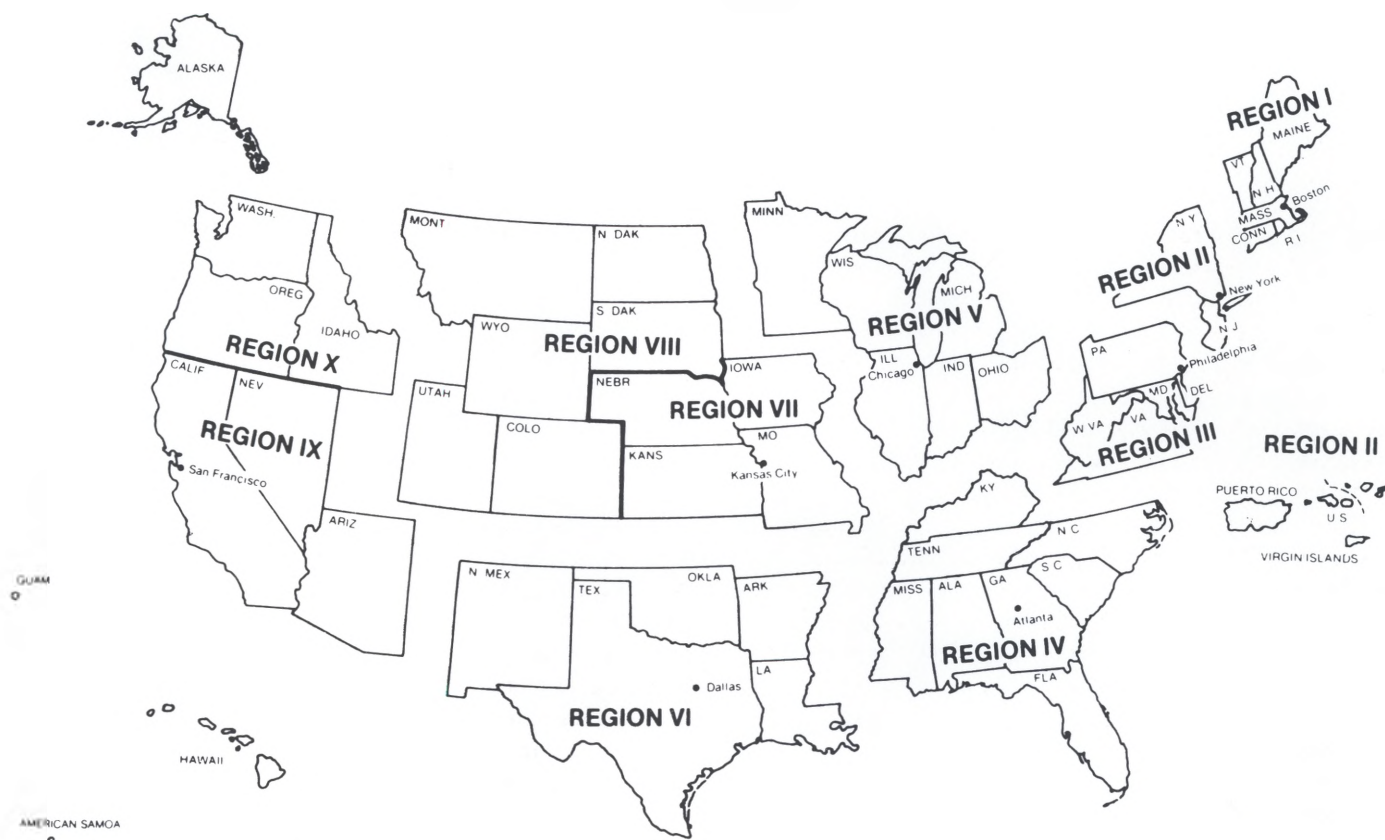
These averages were not designed for precise year-to-year comparisons because of fluctuations in membership in the job classifications studied. Average cents-per-hour and percent changes from July 3, 1978, to July 2, 1979, however, were based on comparable quotations for the various job classifications in both periods, weighted by the membership reported for the current (1979) survey. The index series, designed for trend purposes, was constructed similarly.

Information on employer contributions to insurance (health and welfare), pension, and vacation funds, as provided in labor-management contracts, is presented for the various trades in table 19. These contributions are expressed in cents-per-hour or percent of the basic rate. Actual benefit fund payments, however, are not reflected in table 19 for those instances where contract-stipulated percentages are, in practice, applied to wage levels other than the basic rate, e.g., a "negotiated" rate that includes some benefit fund payments. Combined payments to other funds, such as those for holidays, savings, and supplemental unemployment benefits, are also indicated.

Wage rate benefit, and hour information is also presented in table 19 for workers in street and highway and other heavy construction (including railroads, tunnels, subways, elevated highways, viaducts, dams, bridges, reservoirs, hydroelectric projects, pipelines, transmission and telephone lines, radio towers, etc.). These rates and benefits were not used to calculate averages or indexes in this publication.

Bureau of Labor Statistics

Regional Offices



Region I

1603 JFK Federal Building
Government Center
Boston, Mass. 02203
Phone: (617) 223-6761

Region II

Suite 3400
1515 Broadway
New York, N.Y. 10036
Phone: (212) 944-3121

Region III

3535 Market Street
P.O. Box 13309
Philadelphia, Pa. 19101
Phone: (215) 596-1154

Region IV

1371 Peachtree Street, N.E.
Atlanta, Ga. 30367
Phone: (404) 881-4418

Region V

9th Floor
Federal Office Building
230 S. Dearborn Street
Chicago, Ill. 60604
Phone: (312) 353-1880

Region VI

Second Floor
555 Griffin Square Building
Dallas, Tex. 75202
Phone: (214) 767-6971

Regions VII and VIII

911 Walnut Street
Kansas City, Mo. 64106
Phone: (816) 374-2481

Regions IX and X

450 Golden Gate Avenue
Box 36017
San Francisco, Calif. 94102
Phone: (415) 556-4678