

2012

Union Wages and Hours: Building Trades July 1, 1977



U.S. Department of Labor
Bureau of Labor Statistics
1979

Bulletin 2012



Union Wages and Hours: Building Trades July 1, 1977



U.S. Department of Labor
Ray Marshall, Secretary

Bureau of Labor Statistics
Janet L. Norwood
Acting Commissioner
January 1979

Bulletin 2012

For sale by the Superintendent of Documents, U.S. Government Printing Office
Washington, D.C. 20402 - Price \$3.75

Stock Number 029-001-02278-6

Preface

The Bureau of Labor Statistics conducts annual surveys of wage rates and weekly straight-time hours for specified crafts or jobs as provided in labor-management agreements in the construction and local transit industries and biennial surveys of grocery stores, printing, and local trucking industries. Wage rates and hours presented are those in effect the first workday in July, as reported to the Bureau by the appropriate labor organization officials in each of the surveyed cities.

Preliminary listings of union wage rates and hours for construction employees in each city were issued earlier. Copies of these are available from the Bureau of Labor Statistics, Washington, D.C. 20212, or from any of its regional offices listed on the inside back cover of this bulletin.

This study of construction wage rates was conducted in the Bureau's Office of Wages and Industrial Relations. This bulletin was prepared by Mark Sieling in the Division of Occupational Wage Structures. It provides a comprehensive account of the current study and includes indexes of union wage rates for building trades employees for 1907-77. Field work for the survey was conducted by the Bureau's Assistant Regional Commissioners for Operations.

Material in this publication is in the public domain and may be reproduced without permission of the Federal Government. Please credit the Bureau of Labor Statistics and cite *Union Wages and Hours: Building Trades, July 1, 1977, Bulletin 2012*.

Contents

| | <i>Page</i> |
|---|-------------|
| Summary | 1 |
| Industry characteristics | 1 |
| Wage trends | 1 |
| Trade averages | 2 |
| Regional and city averages | 3 |
| Employee benefits | 3 |
| Wage rates by type of construction | 4 |
| Weekly hours | 4 |
| Chart: Average hourly wage rates for journeymen as a percent of rates for helpers and laborers, all building trades, 1907-77 | 4 |
| Text tables: | |
| 1. Annual percent increases in average union hourly wage rates, building trades, 1967-77 | 2 |
| 2. Wage rates, benefits, and benefits as a proportion of total hourly wages and benefits, building trades, 1967-77 | 3 |
| Reference tables: | |
| 1. Wage rate indexes: United States | 5 |
| 2. Wage rate indexes by trade: United States | 6 |
| 3. Weekly hours indexes: United States | 8 |
| 4. Weekly hours indexes by trade: United States | 9 |
| 5. Average wage rates and employer contributions for selected benefits by trade: United States | 11 |
| 6. Cents-per-hour and percent changes in average wage rates by trade: United States | 11 |
| 7. Cents-per-hour changes in wage rates by trade: United States | 12 |
| 8. Percent changes in wage rates by trade: United States | 13 |
| 9. Wage rate distribution by trade: United States | 14 |
| 10. Weekly hours: United States | 15 |
| 11. Average wage rates by trade: Regions | 16 |
| 12. Average wage rates plus employer contributions for selected benefits: Regions | 17 |
| 13. Cents-per-hour and percent changes in average wage rates by trade: Regions | 18 |
| 14. Average wage rates and employer contributions for selected benefits: Selected cities by population group | 20 |
| 15. Average wage rates and employer contributions for selected benefits: Selected cities by region .. | 21 |
| 16. Average wage rates and employer contributions for selected benefits, journeymen, and laborers: Selected cities by population group | 22 |
| 17. Average wage rates and employer contributions for selected benefits, journeymen, and laborers: Selected cities by region | 24 |
| 18. Cents-per-hour and percent changes in average wage rates: Selected cities by population group | 26 |
| 19. Cents-per-hour and percent changes in average wage rates: Selected cities by region | 28 |
| 20. Wage rates, hours, and employer contributions for selected benefits: Selected cities | 30 |
| Appendixes: | |
| A. A note on new benefit tabulations | 172 |
| B. Scope and method of survey | 180 |

Building Trades, July 1, 1977

Summary

Union wage rates in the building trades increased by an average of 5.9 percent between July 1, 1976, and July 1, 1977, in cities of 100,000 inhabitants or more. Excluding the 1972-73 increase of 5 percent, which occurred during a period of wage controls, the 1976-77 increase was the smallest reported over the past decade. By comparison, a 6.9 percent increase was reported for the same 12 months in the Bureau's Employment Cost Index—a new measure that covers total compensation for all workers in private nonfarm industries.

The July 1976-77 national average increase for journeymen was 5.8 percent, compared to 6.4 percent for helpers and laborers. Wage rates for journeymen averaged \$10.44 an hour on July 1, 1977; helpers and laborers, \$8.03 an hour.

Regionally, increases were highest in the Mountain States (8.3 percent) and lowest in New England (3.2 percent). When cities were grouped by population size, the 1976-77 increase was highest (6.8 percent) for the size group containing cities with half a million to a million inhabitants and lowest (5.1 percent) in cities with a million or more. Increases varied considerably however, among individual cities and trades within regional and city size groupings.

Average employer contributions to insurance, pension, and vacation funds totaled \$2.18 an hour on July 1, 1977—about 18 percent of the basic wage plus benefit package. The addition of employer payments for holidays, savings funds, and supplemental unemployment benefits raised the benefit average to \$2.26 an hour—still about 18 percent of the total compensation package, as measured by the survey.

Industry characteristics

Union members covered by this survey were primarily engaged in the construction of commercial and residential buildings.¹ These workers were usually employed by either general contractors involved in multiple building activities, including site management; or by special trades contractors typically engaged

in one type of construction activity, such as carpentry, painting, or plumbing, on a subcontract basis for general contractors. Both types of contractors generally employed workers in only a few of the building trades, the number depending, in large part, on the level of building activity.

Of the 25 journeymen trades studied, carpenters were the largest group, constituting just under three-tenths of all journeymen. Other numerically important journeyman crafts were electricians, painters, pipefitters, plumbers, and sheet-metal workers. Among the nine helper-labor classifications, building laborers accounted for just over seven-tenths of the union membership.²

Union workers in the construction industry are organized by craft unions with local jurisdiction over their specific type of work, such as carpentry or tile laying. Although usually highly localized and specialized, some union bargaining contains multitrade, national, and regional elements. The same union, for example, often represents two or more allied trades, such as bricklayers and stonemasons, or painters, paperhangers, and drywall tapers. Some unions, such as the International Brotherhood of Electrical Workers, include nationwide provisions in local contracts; others like elevator constructors, tie their wage rates to an average of several key trades within an area. Multiarea or regional bargaining encompassing several trades also occurs in various parts of the country.

Wage trends

The overall wage rate increase of 5.9 percent between July 1, 1976, and July 1, 1977, raised the Bureau's wage rate index (1967 = 100) for the 34 construction job classifications studied to 212.3 (table 1). Although wage rates have more than doubled since 1967, average annual increases were substantially higher in the 1967-72 period (8.9 percent per year) than during the 1972-77 span (6.7 percent). As a further indication of dampened wage gains, increases during 1975-77 were the lowest of the past decade, excluding the 1971-73 period of wage controls (text table

¹Wage rates for workers in heavy and highway construction are shown in table 20. These rates, however, were not used in calculating any of the indexes or averages in other tables in this bulletin. Also excluded from the survey indexes and averages are wage rates for operating engineers shown in the building construction section of table 20.

²For a more detailed account of the characteristics of the construction industry, see *Industry Wage Survey: Contract Construction, September 1973*, Bulletin 1911 (Bureau of Labor Statistics, 1975), pp. 1-11, and *Contract Clauses in Construction Agreements*, Bulletin 1864 (Bureau of Labor Statistics, 1975).

Text table 1. Annual percent increases in average union hourly wage rates, building trades, 1967-77

| Year | All building trades | Journeyman trades | Helper and laborer classifications |
|---------------|---------------------|-------------------|------------------------------------|
| July to July: | | | |
| 1967-68 | 6.6 | 6.7 | 6.4 |
| 1968-69 | 8.3 | 8.4 | 7.6 |
| 1969-70 | 11.6 | 11.4 | 12.5 |
| 1970-71 | 11.8 | 11.6 | 12.7 |
| 1971-72 | 6.4 | 6.6 | 5.4 |
| 1972-73 | 5.0 | 4.8 | 5.7 |
| 1973-74 | 7.8 | 7.6 | 9.1 |
| 1974-75 | 8.6 | 8.7 | 8.0 |
| 1975-76 | 6.5 | 6.5 | 6.6 |
| 1976-77 | 5.9 | 5.8 | 6.4 |

1).³ A similar pattern is evident over the last 10 years for both the journeyman and the helper and laborer groups.

Wage rates increased for slightly over nine-tenths of the union building trades workers over the year ended July 1, 1977. Just over one-fourth of the work force had increases between 2 and 5 percent; one third, 5 to 8 percent; and one-fourth, 8 percent or more (table 8). Expressed in money terms, increases amounted to 20 to 50 cents an hour for about one-fourth of the membership; to 50 to 80 cents for about two-fifths; and 80 cents or more for the remaining one-fourth (table 7).

Among the 34 trades studied, the largest percentage increase in wages between July 1, 1976, and July 1, 1977, was reported for slate and tile roofers—10.2 percent—and the lowest for composition roofers' helpers—2.6 percent (table 6). Average wage rates for carpenters, the largest journeyman trade studied, increased by 5.3 percent while rates for building laborers, the predominant helper-laborer classification, increased by 6.4 percent. Most other trades reported increases of 5 to 7 percent. Over the past decade, slate and tile roofers also had the largest percentage increase in wage rates — averaging 8.7 percent per year; raising their wage rate index (1967=100) to 229.7 in 1977 (table 2). The smallest total increase over the same period was for mosaic and terrazzo workers—averaging 7 percent per year; making their 1977 wage rate index 196.0

Regionally, building trades in the Mountain States reported the largest average wage rate increase between July 1, 1976, and July 1, 1977—8.3 percent (table 13). The smallest increase was reported for New England—3.2 percent. Since July 1, 1972, when

³Information on a somewhat more limited scale indicates that the pace of construction increases has remained fairly constant during the year following the July 1, 1977, annual study. The Bureau's quarterly survey of seven major building trades showed an average increase of 5.9 percent over the year ended July 1, 1978. The trades included in the survey account for almost two-thirds of the union membership in the 34 trades within the scope of the annual study.

regional increases were first computed, average wage rates for all trades combined have increased 44 to 50 percent in the Mountain States, Pacific, and Southwest regions; 33 to 39 percent in the Border States, Great Lakes, Middle Atlantic, Middle West, and Southwest regions; and 26 percent in New England. Annual and cumulative increases by trade, however, varied considerably within each region.

Among the 66 cities studied separately, Miami reported the smallest average wage rate increase between July 1, 1976, and July 1, 1977—0.6 percent,⁴ and Honolulu the largest—13.6 percent (table 18). The 1976-77 increase was highest for cities with nan a million to a million inhabitants (6.8 percent) and lowest for those with a million or more (5.1 percent). Reflecting the localized nature of most bargaining agreements, however, increases varied widely within regions, States, and city size groups (table 19). For example, increases among California cities ranged from 2.9 percent in Los Angeles to 9.8 percent in San Diego.

Trade averages

Union wage rates in the building trades averaged \$10.02 an hour on July 1, 1977 (table 5). Journeymen averaged \$10.44 and helpers and laborers, \$8.03. The difference in average wage rates between these two skill levels declined slightly between July 1976 and July 1977—from 32 to 31 percent.⁵ Since 1960, the wage advantage of skilled workers over unskilled workers has remained basically unchanged at about 33 percent, after declining fairly steadily from about 90 percent in the 1930's (chart).

Among the 25 journeymen trades studied in the 1977 survey, average wage rates were highest for elevator constructors (\$11.22) and pipefitters (\$11.15) and lowest for drywall tapers (\$9.70). Carpenters, accounting for about three-tenths of all journeymen, averaged \$10.25. Average hourly rates for the nine helper-laborer classifications ranged from \$8.58 for tile layers' helpers to \$6.41 for composition roofers' helpers. Building laborers, the largest helper-laborer trade studied, averaged \$7.96.

All but about 6 percent of the union members in the

⁴Only two-thirds of Miami's building trades workers received wage rate increases between surveys. Other cities also reported no increases, or small increases, for significant proportions of union building trades workers. Albany, New Bedford, and St. Petersburg, for example, had wage gains of 2 percent or less in 1976-77.

⁵To minimize the effects of changes in membership composition of the two major groups, journeymen's wages and helpers' and laborers' wages were "standardized" by weighting the 1967 average wage rates for these 2 groups by levels of their wage indexes (1967=100) in the years being studied. For example, the standardized wage rate for journeymen in 1977 was computed as follows: \$5.09 (wage in 1967) weighted by 211.9 (index for 1977) yields \$10.79. The comparable figure for helpers and laborers, \$3.83, weighted by 214.8 yields \$8.23. The differential is thus 31 percent.

building trades were under labor-management agreements providing wage rates ranging from \$6.70 to \$12.40 an hour; the middle 50 percent of the array fell between \$9.25 and \$11.03. The distribution of workers by various earnings intervals, however, varied by trade (table 9). For example, carpenters and lathers had almost identical averages—\$10.25 and \$10.26—but 34 percent of the carpenters, compared to 25 percent of the lathers, had rates of at least \$11 per hour.

Regional and city averages

Among the nine regions studied, average wage rates were highest in the Pacific region—\$10.54—and lowest in the Southeast—\$8.56 (table 11). When fringe benefit payments were added to wages (table 12), the differentials between these regions grew from 23 to 44 percent reflecting, in part, the relatively smaller payments by employers to benefit funds in lower paying regions. Other relatively high paying regions were the Great Lakes and Middle Atlantic while the Southwest and the Southeast were the lowest paying in most instances.

When cities were grouped by population size, average rates plus employer benefit payments were highest for cities of at least a million inhabitants and lowest for those having populations of 100,000 to 250,000 (table 14). City size, however, seemed less important than other factors, such as location or variation in bargaining conditions among union locals, in determining wage rates. When cities are grouped by region (table 15), for example, the percent differences between the highest and lowest city averages within each region were significantly smaller, in most cases, than the spread between groups of cities of a similar size but of differing regions. The relative importance of location in determining wage rates also was evident when separate wage plus benefit averages for journeymen and for helpers and laborers were grouped by city size and regional location (tables 16 and 17).

Employee benefits

Payments to insurance, pension, and vacation funds continued to increase in relative importance (text table 2). On July 1, 1977, employer contributions for these benefits amounted to nearly 18 percent of the wage plus benefit average of \$12.20 per hour for all building trades, compared to 17 percent in 1976. (In 1965, when benefits were first studied, the ratio was 7 percent.) This proportion increased by 1 to 2 full percentage points over the year in 36 of the 65 cities studied in both periods and by 3 points or more in 5 cities; in Akron, Fresno, Nashville, and Salt Lake City the proportion declined, usually by less than 2 percentage points.⁶

⁶For this tabulation, Minneapolis and St. Paul were considered as one city.

Text table 2. Wage rates, benefits, and benefits as a proportion of total hourly wages and benefits, building trades, 1967-77

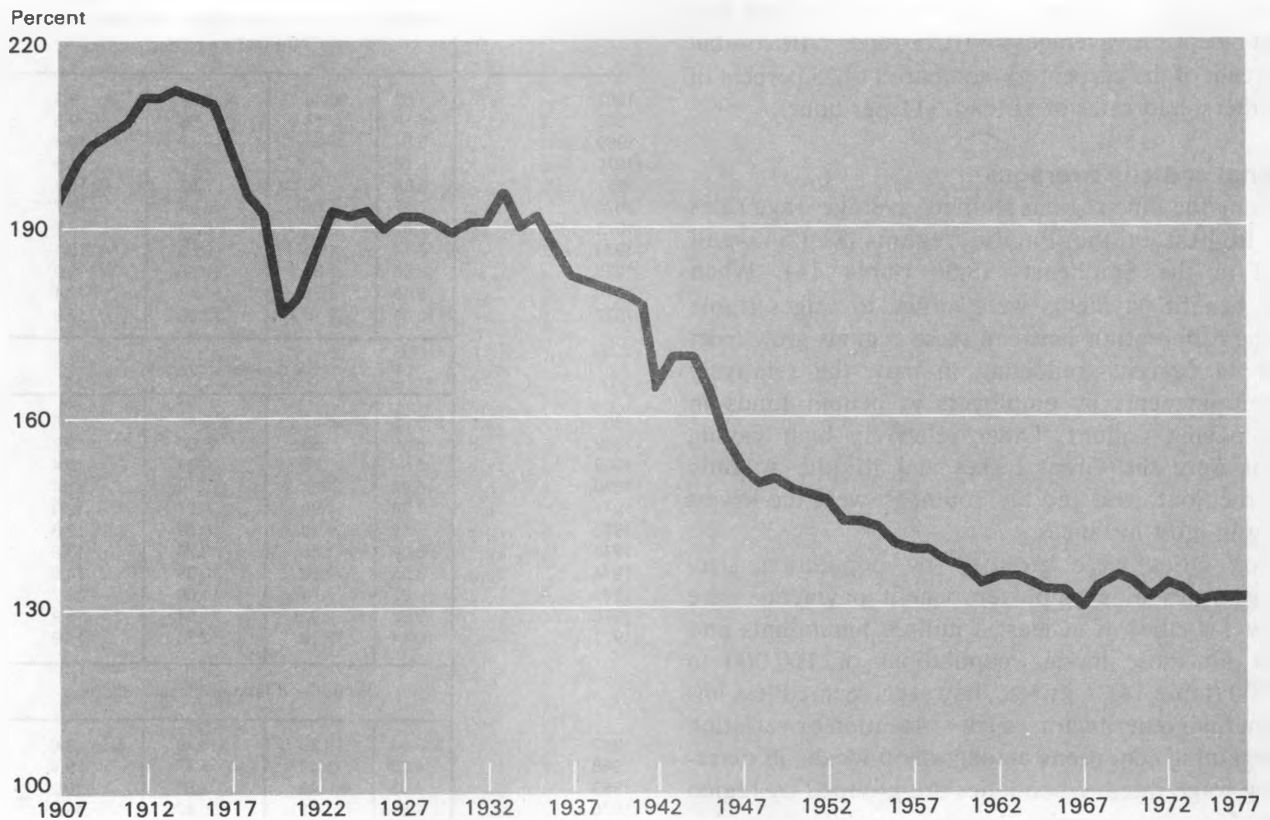
| Year | Wage rate | Employer benefit payment | Wage rate plus benefit payment | Benefit payment as percent of wage rate plus benefit payment |
|------------------------------------|-----------|--------------------------|--------------------------------|--|
| All building trades | | | | |
| 1967 | \$ 4.83 | \$0.44 | \$ 5.27 | 8.3 |
| 1968 | 5.14 | .54 | 5.68 | 9.5 |
| 1969 | 5.54 | .64 | 6.17 | 10.4 |
| 1970 | 6.18 | .80 | 6.97 | 11.5 |
| 1971 | 6.88 | .95 | 7.82 | 12.1 |
| 1972 | 7.27 | 1.06 | 8.34 | 12.7 |
| 1973 | 7.62 | 1.21 | 8.83 | 13.7 |
| 1974 | 8.14 | 1.45 | 9.59 | 15.1 |
| 1975 | 8.88 | 1.68 | 10.56 | 15.9 |
| 1976 | 9.48 | 1.95 | 11.43 | 17.1 |
| 1977 | 10.02 | 2.18 | 12.20 | 17.9 |
| Journeyman trades | | | | |
| 1967 | \$ 5.09 | \$0.47 | \$ 5.55 | 8.5 |
| 1968 | 5.43 | .58 | 6.00 | 9.7 |
| 1969 | 5.87 | .68 | 6.54 | 10.4 |
| 1970 | 6.54 | .84 | 7.39 | 11.4 |
| 1971 | 7.28 | .99 | 8.27 | 12.0 |
| 1972 | 7.69 | 1.10 | 8.79 | 12.5 |
| 1973 | 8.02 | 1.26 | 9.28 | 13.6 |
| 1974 | 8.55 | 1.50 | 10.05 | 14.9 |
| 1975 | 9.32 | 1.74 | 11.06 | 15.7 |
| 1976 | 9.92 | 2.02 | 11.94 | 16.9 |
| 1977 | 10.44 | 2.29 | 12.73 | 17.9 |
| Helper and laborer classifications | | | | |
| 1967 | \$ 3.83 | \$0.36 | \$ 4.19 | 8.6 |
| 1968 | 4.05 | .42 | 4.47 | 9.4 |
| 1969 | 4.33 | .49 | 4.82 | 10.2 |
| 1970 | 4.86 | .61 | 5.47 | 11.2 |
| 1971 | 5.43 | .78 | 6.22 | 12.5 |
| 1972 | 5.68 | .92 | 6.61 | 13.9 |
| 1973 | 6.06 | 1.02 | 7.08 | 14.4 |
| 1974 | 6.53 | 1.25 | 7.79 | 16.0 |
| 1975 | 7.06 | 1.44 | 8.51 | 16.9 |
| 1976 | 7.54 | 1.64 | 9.18 | 17.9 |
| 1977 | 8.03 | 1.71 | 9.74 | 17.6 |

NOTE: Because of rounding, sum of wage rate and benefit may not equal wage rate plus benefit.

The proportion of insurance, pension, and vacation benefits to the basic wage plus benefit package varied by geographic location. The Pacific region reported the highest proportion—24 percent—and the Southeast and Southwest the lowest—11 percent. Benefit payments were typically least significant for cities in the Border States, Middle West, Southeast, and Southwest, usually making up 9 to 14 percent of the overall package. In all nine California cities studied, the proportion of benefits to basic wages and benefits was from 23 to 26 percent, while only in Detroit, Honolulu, and New York City, among the other cities studied, did the proportion reach 23 percent.

Average employer payments for holidays, savings funds, and supplemental unemployment benefits were tabulated for the first time in this 1977 study. Their addition to insurance, pension, and vacation payments

Average hourly wage rates for journeymen as a percent of rates for helpers and laborers, all building trades, 1907-77



raised the average employer contribution to benefits by 3.7 percent to \$2.26 an hour. (See appendix A.) The relationship of benefits to basic wages plus benefits, however, remained at 18 percent.

Wage rates by type of construction

Wage rates, hours, and selected benefit payments for unionized workers in each of the 66 cities studied are presented by type of construction in table 20. Rates for street and highway and other heavy construction were usually the same as, or slightly lower than, rates for the same trade in the building sector; most workers were completely mobile among these three types of construc-

tion. Differentials by types of construction, when they occurred, were more common for carpenters, cement finishers, operating engineers, and laborers than for structural-iron workers.

Weekly hours

Straight-time hours averaged 39.3 per week on July 1, 1977, the same as in 1976 (table 10). Overall, 85 percent of the union members within the scope of the survey had straight-time weekly work schedules of 40 hours, while most of the remainder were scheduled for 35 hours. The number of weekly hours required before overtime premiums were paid had changed very little since 1967, as shown in tables 3 and 4.

Table 1. Wage rate indexes: United States

(Indexes of union hourly wage rates in the building trades, 1907-77)

(1967=100)

| Date | All trades | Journeyman | Helpers and laborers |
|--------------|------------|------------|----------------------|
| 1907: May 15 | 7.7 | 8.2 | 5.6 |
| 1908: May 15 | 8.2 | 8.8 | 5.8 |
| 1909: May 15 | 8.6 | 9.2 | 6.0 |
| 1910: May 15 | 9.0 | 9.6 | 6.2 |
| 1911: May 15 | 9.1 | 9.7 | 6.2 |
| 1912: May 15 | 9.3 | 9.9 | 6.2 |
| 1913: May 15 | 9.5 | 10.2 | 6.4 |
| 1914: May 1 | 9.8 | 10.4 | 6.5 |
| 1915: May 1 | 9.9 | 10.5 | 6.6 |
| 1916: May 15 | 10.2 | 10.8 | 6.8 |
| 1917: May 15 | 10.8 | 11.5 | 7.5 |
| 1918: May 15 | 12.0 | 12.7 | 8.6 |
| 1919: May 15 | 13.8 | 14.5 | 10.0 |
| 1920: May 15 | 18.5 | 19.3 | 14.5 |
| 1921: May 15 | 18.9 | 19.7 | 14.6 |
| 1922: May 15 | 17.7 | 18.6 | 13.3 |
| 1923: May 15 | 19.6 | 20.5 | 14.1 |
| 1924: May 15 | 21.1 | 22.1 | 15.3 |
| 1925: May 15 | 21.9 | 22.9 | 15.8 |
| 1926: May 15 | 23.4 | 24.5 | 17.2 |
| 1927: May 15 | 24.2 | 25.3 | 17.5 |
| 1928: May 15 | 24.3 | 25.5 | 17.7 |
| 1929: May 15 | 24.6 | 25.8 | 18.0 |
| 1930: May 15 | 25.7 | 26.9 | 18.9 |
| 1931: May 15 | 25.7 | 27.0 | 18.8 |
| 1932: May 15 | 22.0 | 23.1 | 16.1 |
| 1933: May 15 | 21.4 | 22.5 | 15.3 |
| 1934: May 15 | 21.6 | 22.6 | 15.8 |
| 1935: May 15 | 21.8 | 22.9 | 15.9 |
| 1936: May 15 | 22.5 | 23.6 | 16.8 |
| 1937: May 15 | 24.1 | 25.2 | 18.3 |
| 1938: May 15 | 26.3 | 27.5 | 20.1 |
| 1939: July 1 | 26.5 | 27.6 | 20.3 |
| 1940: July 1 | 26.9 | 28.0 | 20.7 |
| 1941: June 1 | 27.9 | 29.0 | 21.7 |
| 1942: July 1 | 29.6 | 30.7 | 23.8 |
| 1943: July 1 | 29.8 | 30.8 | 24.1 |
| 1944: July 1 | 30.1 | 31.0 | 24.3 |
| 1945: July 1 | 30.7 | 31.6 | 25.5 |
| 1946: July 1 | 34.2 | 35.0 | 29.6 |
| 1947: July 1 | 39.1 | 39.9 | 34.6 |
| 1948: July 1 | 43.3 | 44.0 | 39.1 |
| 1949: July 1 | 45.1 | 45.9 | 40.5 |
| 1950: July 1 | 47.0 | 47.8 | 42.7 |
| 1951: July 1 | 50.1 | 50.8 | 45.6 |
| 1952: July 1 | 53.2 | 53.9 | 48.6 |
| 1953: July 1 | 55.9 | 56.5 | 52.0 |
| 1954: July 1 | 58.0 | 58.6 | 54.2 |
| 1955: July 1 | 60.0 | 60.6 | 56.5 |
| 1956: July 1 | 62.8 | 63.3 | 59.9 |
| 1957: July 1 | 66.0 | 66.5 | 63.4 |
| 1958: July 1 | 69.0 | 69.5 | 66.5 |
| 1959: July 1 | 72.4 | 72.7 | 70.7 |
| 1960: July 1 | 75.4 | 75.5 | 74.0 |
| 1961: July 1 | 78.4 | 78.4 | 77.5 |
| 1962: July 1 | 81.3 | 81.4 | 80.3 |
| 1963: July 1 | 84.2 | 84.4 | 83.2 |
| 1964: July 1 | 87.3 | 87.4 | 86.8 |
| 1965: July 1 | 90.9 | 90.9 | 90.8 |
| 1966: July 1 | 94.7 | 94.7 | 94.6 |
| 1967: July 1 | 100.0 | 100.0 | 100.0 |
| 1968: July 1 | 106.6 | 106.7 | 105.9 |
| 1969: July 1 | 115.4 | 115.7 | 113.9 |
| 1970: July 1 | 128.8 | 128.9 | 128.1 |
| 1971: July 1 | 144.0 | 143.9 | 144.4 |
| 1972: July 1 | 153.2 | 153.4 | 152.2 |
| 1973: July 1 | 160.8 | 160.8 | 160.8 |
| 1974: July 1 | 173.4 | 173.0 | 175.4 |
| 1975: July 1 | 188.3 | 188.1 | 189.4 |
| 1976: July 1 | 200.5 | 200.3 | 201.9 |
| 1977: July 1 | 212.3 | 211.9 | 214.8 |

Table 2. Wage rate indexes by trade: United States

(Indexes of union hourly wage rates in the building trades, 1907-77)

(1967=100)

| Date | Asbestos workers | Boiler makers | Bricklayers | Carpenters | Cement finishers | Electricians (inside wirers) | Elevator constructor | Glaziers | Lathers | Machinists | Marble setters | Mosaic and terrazzo workers | Painters | Paperhangers | Pipefitters |
|--------------|------------------|---------------|-------------|------------|------------------|------------------------------|----------------------|----------|---------|------------|----------------|-----------------------------|----------|--------------|-------------|
| 1907: May 15 | — | — | 11.0 | 7.9 | 9.7 | 7.8 | — | — | — | — | 11.0 | — | 7.5 | — | 8.5 |
| 1908: May 15 | — | — | 11.3 | 8.4 | 9.6 | 8.5 | — | — | — | — | 11.1 | — | 8.3 | — | 8.5 |
| 1909: May 15 | — | — | 11.6 | 8.8 | 9.9 | 8.9 | — | — | — | — | 11.2 | — | 8.9 | — | 9.8 |
| 1910: May 15 | — | — | 11.8 | 9.2 | 10.0 | 9.1 | — | — | — | — | 11.3 | — | 9.4 | — | 9.0 |
| 1911: May 15 | — | — | 11.8 | 9.4 | 10.4 | 9.2 | — | — | — | — | 11.5 | — | 9.6 | — | 9.3 |
| 1912: May 15 | — | — | 11.9 | 9.6 | 10.4 | 9.3 | — | — | 10.3 | — | 11.5 | — | 9.7 | — | 9.5 |
| 1913: May 15 | — | — | 12.2 | 9.7 | 10.7 | 9.5 | — | — | 10.5 | — | 12.2 | — | 10.1 | — | 9.8 |
| 1914: May 1 | — | — | 12.4 | 9.9 | 10.7 | 9.8 | 11.3 | — | 10.7 | — | 12.3 | — | 10.4 | — | 10.1 |
| 1915: May 1 | — | — | 12.5 | 10.0 | 10.9 | 10.0 | 11.4 | — | 10.9 | — | 12.5 | — | 10.5 | — | 10.3 |
| 1916: May 15 | 9.8 | — | 12.6 | 10.3 | 10.9 | 10.2 | 11.7 | — | 11.2 | — | 12.5 | 9.9 | 11.5 | — | 10.4 |
| 1917: May 15 | 10.3 | — | 13.0 | 11.2 | 11.6 | 10.9 | 12.5 | — | 11.6 | — | 12.5 | 10.5 | 11.8 | — | 10.9 |
| 1918: May 15 | 11.6 | — | 14.1 | 12.4 | 12.8 | 12.0 | 13.3 | 11.2 | 12.5 | — | 13.2 | 11.4 | 13.0 | — | 11.9 |
| 1919: May 15 | 14.1 | — | 15.6 | 14.3 | 11.5 | 13.8 | 15.5 | 12.0 | 13.9 | — | 14.7 | 12.2 | 15.2 | — | 13.3 |
| 1920: May 15 | 18.3 | — | 21.3 | 19.2 | 19.4 | 18.3 | 19.9 | 17.3 | 19.9 | — | 19.4 | 18.0 | 20.8 | — | 17.6 |
| 1921: May 15 | 18.6 | — | 21.1 | 19.3 | 20.1 | 18.9 | 20.9 | 17.7 | 20.2 | — | 19.7 | 18.3 | 21.4 | — | 17.8 |
| 1922: May 15 | 17.2 | — | 20.5 | 17.9 | 18.7 | 17.8 | 19.5 | 17.7 | 19.0 | — | 19.3 | 17.8 | 20.0 | — | 17.3 |
| 1923: May 15 | 17.9 | — | 23.3 | 20.0 | 20.4 | 18.5 | 20.8 | 18.8 | 21.0 | — | 21.8 | 18.2 | 21.9 | — | 18.2 |
| 1924: May 15 | 20.0 | — | 24.6 | 21.3 | 22.6 | 20.6 | 23.3 | 19.8 | 22.6 | — | 22.8 | 21.5 | 23.1 | — | 20.9 |
| 1925: May 15 | 20.8 | — | 26.0 | 21.8 | 22.7 | 21.7 | 24.4 | 22.0 | 24.6 | — | 23.2 | 22.6 | 24.4 | — | 22.0 |
| 1926: May 15 | 22.2 | — | 27.6 | 23.4 | 24.2 | 22.9 | 25.6 | 22.3 | 25.3 | — | 26.1 | 23.1 | 25.9 | — | 23.9 |
| 1927: May 15 | 23.3 | — | 28.3 | 24.1 | 25.3 | 23.8 | 26.6 | 23.8 | 26.3 | — | 26.6 | 24.0 | 26.7 | — | 24.5 |
| 1928: May 15 | 23.5 | — | 28.5 | 24.3 | 25.0 | 24.1 | 26.9 | 24.1 | 26.4 | — | 26.7 | 25.2 | 27.2 | — | 24.9 |
| 1929: May 15 | 24.6 | — | 29.1 | 24.6 | 25.0 | 24.5 | 27.0 | 24.5 | 26.2 | — | 28.6 | 26.4 | 27.1 | — | 25.0 |
| 1930: May 15 | 26.0 | — | 29.9 | 25.6 | 26.6 | 25.5 | 28.3 | 25.6 | 27.3 | — | 28.7 | 27.6 | 28.7 | — | 26.3 |
| 1931: May 15 | 26.2 | — | 29.8 | 25.7 | 26.8 | 25.9 | 28.4 | 25.8 | 27.1 | — | 28.8 | 27.9 | 28.7 | — | 26.4 |
| 1932: May 15 | 21.9 | — | 25.5 | 21.0 | 23.4 | 24.7 | 26.4 | 21.6 | 24.4 | — | 26.4 | 25.9 | 24.3 | — | 22.7 |
| 1933: May 15 | 21.8 | — | 24.9 | 21.0 | 22.9 | 22.6 | 24.5 | 21.5 | 23.5 | — | 25.6 | 23.6 | 23.8 | — | 22.1 |
| 1934: May 15 | 21.8 | — | 24.9 | 21.3 | 23.1 | 22.6 | 24.7 | 22.8 | 24.1 | — | 25.4 | 24.0 | 23.5 | — | 22.3 |
| 1935: May 15 | 22.1 | — | 24.6 | 21.7 | 23.2 | 23.7 | 24.7 | 23.0 | 24.4 | — | 25.6 | 24.0 | 23.5 | — | 22.7 |
| 1936: May 15 | 23.0 | — | 24.7 | 22.8 | 23.8 | 24.3 | 24.9 | 23.4 | 24.9 | — | 25.7 | 24.0 | 24.7 | — | 23.4 |
| 1937: May 15 | 24.7 | 25.7 | 26.5 | 24.2 | 25.5 | 25.4 | 25.9 | 25.6 | 27.4 | 24.8 | 27.2 | 25.2 | 26.5 | 27.3 | 24.8 |
| 1938: June 1 | 27.1 | 28.3 | 29.2 | 26.4 | 27.8 | 28.0 | 29.1 | 27.5 | 29.5 | 26.4 | 29.5 | 28.0 | 28.2 | 27.8 | 27.9 |
| 1939: June 1 | 27.3 | 28.6 | 29.4 | 26.5 | 28.0 | 28.0 | 29.5 | 27.6 | 30.5 | 26.5 | 29.6 | 28.4 | 28.5 | 27.9 | 28.1 |
| 1940: June 1 | 27.6 | 29.0 | 29.9 | 27.1 | 28.2 | 28.5 | 30.0 | 27.9 | 30.7 | 26.7 | 30.1 | 28.5 | 28.1 | 28.1 | 28.2 |
| 1941: June 1 | 28.5 | 29.5 | 30.7 | 27.7 | 29.2 | 29.9 | 30.7 | 28.8 | 31.9 | 27.3 | 30.2 | 28.7 | 30.4 | 30.0 | 29.1 |
| 1942: July 1 | 30.6 | 31.4 | 31.8 | 29.6 | 30.9 | 31.9 | 32.4 | 30.1 | 33.3 | 28.7 | 30.7 | 29.7 | 31.4 | 31.3 | 30.7 |
| 1943: July 1 | 30.7 | 31.4 | 31.9 | 29.7 | 31.3 | 32.0 | 32.7 | 30.3 | 33.3 | 29.4 | 30.9 | 30.2 | 32.0 | 31.4 | 30.9 |
| 1944: July 1 | 30.9 | 31.4 | 32.3 | 30.0 | 31.6 | 32.2 | 32.9 | 30.4 | 33.6 | 29.6 | 31.2 | 30.6 | 32.3 | 31.8 | 31.1 |
| 1945: July 1 | 31.2 | 31.7 | 33.0 | 30.5 | 31.9 | 32.9 | 33.1 | 31.0 | 34.0 | 29.6 | 32.4 | 31.2 | 32.7 | 32.0 | 32.1 |
| 1946: July 1 | 34.3 | 34.2 | 36.9 | 34.3 | 35.8 | 35.1 | 35.3 | 34.1 | 37.8 | 33.0 | 36.0 | 35.3 | 36.3 | 35.6 | 35.0 |
| 1947: July 1 | 38.0 | 38.3 | 42.6 | 39.5 | 40.3 | 39.6 | 40.4 | 39.2 | 44.0 | 38.1 | 41.0 | 41.4 | 40.6 | 40.6 | 39.1 |
| 1948: July 1 | 42.0 | 42.9 | 48.6 | 43.5 | 45.0 | 43.4 | 44.4 | 43.0 | 48.1 | 42.1 | 45.8 | 46.1 | 43.9 | 42.9 | 43.3 |
| 1949: July 1 | 45.0 | 45.3 | 51.1 | 44.7 | 46.4 | 47.2 | 47.3 | 44.4 | 50.0 | 44.4 | 47.5 | 47.5 | 46.2 | 45.2 | 45.3 |
| 1950: July 1 | 47.2 | 47.4 | 52.9 | 46.9 | 48.3 | 48.4 | 49.5 | 46.8 | 54.7 | 45.1 | 49.2 | 50.0 | 47.8 | 47.0 | 47.2 |
| 1951: July 1 | 49.9 | 49.9 | 55.1 | 50.0 | 51.4 | 52.0 | 52.3 | 49.1 | 57.2 | 47.9 | 50.8 | 53.2 | 50.9 | 50.1 | 50.1 |
| 1952: July 1 | 52.2 | 53.0 | 59.8 | 53.1 | 53.7 | 55.0 | 54.3 | 51.4 | 59.2 | 50.0 | 54.5 | 54.9 | 54.2 | 53.1 | 53.1 |
| 1953: July 1 | 56.0 | 56.4 | 61.7 | 55.8 | 57.0 | 57.3 | 57.9 | 55.0 | 61.9 | 54.3 | 58.2 | 57.6 | 56.8 | 56.4 | 55.6 |
| 1954: July 1 | 58.7 | 58.8 | 63.6 | 57.6 | 58.7 | 59.0 | 60.1 | 56.6 | 63.6 | 56.5 | 60.1 | 59.9 | 58.5 | 58.3 | 58.6 |
| 1955: July 1 | 60.4 | 60.5 | 65.3 | 59.8 | 60.9 | 60.3 | 62.3 | 59.2 | 65.2 | 59.1 | 61.5 | 61.7 | 60.9 | 60.7 | 60.0 |
| 1956: July 1 | 62.8 | 63.1 | 68.3 | 62.3 | 63.9 | 63.6 | 64.7 | 62.2 | 68.0 | 61.4 | 64.4 | 64.9 | 63.4 | 63.1 | 62.8 |
| 1957: July 1 | 65.6 | 66.9 | 70.9 | 65.6 | 67.1 | 66.8 | 67.3 | 65.4 | 70.9 | 63.7 | 68.2 | 68.0 | 66.7 | 67.1 | 66.1 |
| 1958: July 1 | 69.6 | 70.4 | 73.3 | 68.6 | 69.9 | 70.3 | 70.7 | 68.7 | 73.9 | 67.8 | 70.8 | 70.8 | 69.1 | 69.9 | 69.5 |
| 1959: July 1 | 72.5 | 73.8 | 76.5 | 72.1 | 73.4 | 72.7 | 73.9 | 72.0 | 76.5 | 71.1 | 73.4 | 74.1 | 71.8 | 72.9 | 72.5 |
| 1960: July 1 | 75.0 | 76.9 | 78.8 | 75.0 | 76.2 | 76.4 | 76.3 | 75.3 | 79.1 | 73.8 | 76.2 | 76.7 | 74.9 | 75.8 | 75.2 |
| 1961: July 1 | 77.3 | 80.0 | 81.8 | 77.9 | 79.1 | 79.4 | 79.9 | 78.1 | 81.4 | 76.8 | 78.9 | 79.5 | 77.7 | 78.5 | 78.0 |
| 1962: July 1 | 80.6 | 82.8 | 84.3 | 80.7 | 81.6 | 83.6 | 82.3 | 80.5 | 84.1 | 79.9 | 81.2 | 82.4 | 80.6 | 81.2 | 80.9 |
| 1963: July 1 | 83.6 | 85.4 | 86.7 | 83.6 | 84.2 | 86.2 | 86.4 | 83.6 | 86.2 | 83.3 | 84.3 | 85.2 | 84.3 | 83.7 | 83.6 |
| 1964: July 1 | 86.7 | 88.9 | 89.3 | 86.6 | 86.9 | 89.2 | 89.1 | 86.9 | 89.2 | 86.9 | 87.0 | 88.1 | 87.3 | 87.1 | 86.8 |
| 1965: July 1 | 90.5 | 92.3 | 91.8 | 90.7 | 90.9 | 91.5 | 92.4 | 90.4 | 92.4 | 90.6 | 90.2 | 91.8 | 90.9 | 90.5 | 90.4 |
| 1966: July 1 | 94.3 | 95.8 | 95.0 | 94.6 | 94.6 | 94.9 | 95.6 | 95.6 | 95.2 | 95.1 | 94.6 | 95.8 | 94.6 | 94.4 | 94.6 |
| 1967: July 1 | 100.0 | 100.0 | 100.0 | 100.0 | 100.0 | 100.0 | 100.0 | 100.0 | 100.0 | 100.0 | 100.0 | 100.0 | 100.0 | 100.0 | 100.0 |
| 1968: July 1 | 107.0 | 106.2 | 106.8 | 107.0 | 106.3 | 106.5 | 104.1 | 107.2 | 106.3 | 105.7 | 106.1 | 105.8 | 106.3 | 107.5 | 106.6 |
| 1969: July 1 | 116.6 | 114.1 | 115.0 | 115.8 | 114.6 | 117.1 | 110.4 | 115.8 | 115.4 | 111.8 | 113.4 | 112.9 | 115.1 | 117.3 | 115.7 |
| 1970: July 1 | 129.5 | 125.7 | 127.7 | 128.9 | 127.0 | 130.4 | 124.9 | 130.7 | 128.6 | 121.1 | 124.6 | 124.0 | 126.6 | 131.0 | 129.5 |
| 1971: July 1 | 145.9 | 139.9 | 144.9 | 141.5 | 143.8 | 148.4 | 141.4 | 145.9 | 147.0 | 135.6 | 138.2 | 136.4 | 139.5 | 145.4 | 145.8 |
| 1972: July 1 | 155.8 | 148.4 | 153.4 | 150.9 | 154.7 | 158.8 | 152.4 | 156.6 | 155.9 | 148.7 | 148.3 | 143.9 | 152.1 | 155.9 | 154.0 |
| 1973: July 1 | 161.9 | 156.4 | 159.5 | 160.1 | 161.4 | 164.9 | 159.5 | 165.7 | 165.4 | 156.0 | 154.8 | 150.5 | 160.6 | 164.1 | 159.5 |
| 1974: July 1 | 173.5 | 166.7 | 172.3 | 172.1 | 176.6 | 175.1 | 166.0 | 173.1 | 179.7 | 165.6 | 167.4 | 161.1 | 172.8 | 176.6 | 172.9 |
| 1975: July 1 | 187.2 | 184.4 | 184.0 | 187.0 | 189.6 | 193.8 | 183.6 | 192.5 | 193.3 | 182.0 | 178.9 | 173.3 | 187.9 | 190.4 | 188.9 |
| 1976: July 1 | 203.1 | 201.5 | 194.1 | 198.2 | 201.9 | 206.8 | 200.5 | 205.6 | 202.0 | 194.2 | 187.0 | 185.3 | 202.0 | 202.8 | 202.5 |
| 1977: July 1 | 216.9 | 217.0 | 204.2 | 208.7 | 212.2 | 220.4 | 213.3 | 217.9 | 214.5 | 207.0 | 198.6 | 196.0 | 214.5 | 215.6 | 216.3 |

Table 2. Wage rate indexes by trade: United States—Continued

(Indexes of union hourly wage rates in the building trades, 1907-77)

(1967=100)

| Date | Plas- ters | Plumb- ers | Rein- forcing iron work- ers | Roofers, compo- sition | Roofers, slate and tile | Sheet- metal workers | Stone- ma- sons | Struc- tural- iron workers | Tile layers | Brick layers' ten- ders | Building laborers | Compo- sition roofers' help- ers | Plaster- ers' laborers | Plumb- ers' laborers | Tile layers' help- ers |
|--------------|---------------|---------------|--|------------------------------|----------------------------------|----------------------------|-----------------------|-------------------------------------|----------------|----------------------------------|----------------------|--|------------------------------|----------------------------|---------------------------------|
| 1907: May 15 | 12.1 | 9.6 | — | — | — | 7.8 | 9.9 | 8.1 | — | 6.4 | 5.9 | — | 7.9 | — | — |
| 1908: May 15 | 12.1 | 9.7 | — | — | — | 8.0 | 10.1 | 8.9 | — | 6.4 | 5.9 | — | 8.2 | — | — |
| 1909: May 15 | 12.2 | 9.8 | — | — | — | 8.0 | 10.1 | 9.5 | — | 6.4 | 5.9 | — | 8.3 | — | — |
| 1910: May 15 | 12.4 | 9.9 | — | — | — | 8.3 | 10.2 | 10.1 | — | 6.6 | 6.1 | — | 8.4 | — | — |
| 1911: May 15 | 12.4 | 10.5 | — | — | — | 8.6 | 10.3 | 10.3 | — | 6.6 | 6.2 | — | 8.4 | — | — |
| 1912: May 15 | 12.7 | 10.6 | — | — | — | 8.8 | 10.4 | 10.5 | — | 6.6 | 6.2 | — | 8.5 | — | 7.3 |
| 1913: May 15 | 12.8 | 10.9 | — | — | — | 9.1 | 10.7 | 10.8 | 11.7 | 6.8 | 6.5 | — | 8.7 | — | 7.4 |
| 1914: May 1 | 12.8 | 11.1 | — | 7.8 | 9.9 | 9.5 | 11.1 | 11.8 | 11.8 | 6.8 | 6.5 | — | 8.9 | — | 7.5 |
| 1915: May 1 | 12.9 | 11.1 | — | 8.1 | 10.3 | 9.6 | 11.2 | 11.1 | 11.8 | 6.9 | 6.6 | — | 8.9 | — | 7.7 |
| 1916: May 15 | 13.4 | 11.2 | — | 8.2 | 10.6 | 9.7 | 11.4 | 11.2 | 12.0 | 7.1 | 6.9 | — | 9.2 | — | 8.0 |
| 1917: May 15 | 13.8 | 11.6 | — | 8.6 | 11.3 | 10.2 | 11.8 | 11.9 | 12.5 | 7.9 | 7.7 | — | 9.7 | — | 8.2 |
| 1918: May 15 | 14.5 | 12.8 | — | 9.7 | 12.4 | 11.9 | 12.9 | 13.6 | 12.9 | 9.2 | 8.9 | — | 11.2 | — | 8.5 |
| 1919: May 15 | 16.7 | 15.2 | — | 10.8 | 14.2 | 13.2 | 14.5 | 15.3 | 14.1 | 10.7 | 10.1 | — | 12.8 | — | 10.3 |
| 1920: May 15 | 21.9 | 18.8 | — | 15.4 | 18.3 | 17.7 | 20.2 | 19.4 | 18.9 | 15.6 | 14.6 | — | 18.5 | — | 16.9 |
| 1921: May 15 | 23.0 | 19.6 | — | 16.2 | 19.9 | 18.3 | 20.7 | 19.8 | 18.8 | 15.7 | 14.8 | — | 19.2 | — | 17.0 |
| 1922: May 15 | 22.1 | 18.2 | — | 15.5 | 19.0 | 17.0 | 19.3 | 17.9 | 18.5 | 13.1 | 13.8 | — | 16.8 | — | 16.0 |
| 1923: May 15 | 24.7 | 20.2 | — | 15.6 | 21.2 | 18.3 | 22.8 | 19.2 | 20.3 | 14.3 | 14.1 | — | 18.5 | — | 16.4 |
| 1924: May 15 | 27.6 | 21.9 | — | 18.1 | 23.5 | 20.1 | 24.2 | 21.7 | 22.9 | 14.9 | 15.7 | — | 19.9 | — | 17.8 |
| 1925: May 15 | 28.1 | 22.4 | — | 18.7 | 24.6 | 20.7 | 24.6 | 22.0 | 23.5 | 16.6 | 15.0 | — | 21.2 | — | 18.3 |
| 1926: May 15 | 30.1 | 24.1 | — | 20.3 | 25.4 | 22.2 | 27.1 | 23.6 | 24.6 | 18.2 | 16.5 | — | 22.5 | — | 19.8 |
| 1927: May 15 | 30.7 | 24.6 | — | 20.9 | 26.6 | 22.8 | 27.5 | 25.2 | 25.8 | 18.6 | 16.6 | — | 22.7 | — | 20.1 |
| 1928: May 15 | 30.9 | 25.1 | — | 21.3 | 26.6 | 22.4 | 27.8 | 25.3 | 25.7 | 18.6 | 16.6 | — | 23.0 | — | 20.5 |
| 1929: May 15 | 30.4 | 25.4 | — | 21.7 | 26.9 | 23.2 | 28.6 | 25.5 | 26.0 | 19.4 | 16.7 | — | 23.2 | — | 20.2 |
| 1930: May 15 | 32.0 | 26.4 | — | 23.0 | 27.8 | 20.2 | 29.0 | 26.9 | 27.2 | 20.2 | 17.6 | — | 24.5 | — | 21.9 |
| 1931: May 15 | 31.9 | 26.6 | — | 23.2 | 27.8 | 24.7 | 29.2 | 27.2 | 27.5 | 20.0 | 17.4 | — | 24.4 | — | 21.9 |
| 1932: May 15 | 26.5 | 23.2 | — | 20.3 | 24.2 | 21.4 | 25.9 | 23.6 | 23.7 | 16.6 | 15.0 | — | 20.3 | — | 19.4 |
| 1933: May 15 | 25.5 | 22.9 | — | 19.8 | 23.6 | 20.8 | 24.2 | 23.3 | 23.0 | 16.4 | 14.1 | — | 19.1 | — | 18.4 |
| 1934: May 15 | 25.8 | 23.2 | — | 20.2 | 23.4 | 20.9 | 24.1 | 23.6 | 23.0 | 17.5 | 14.6 | — | 19.6 | — | 18.4 |
| 1935: May 15 | 26.1 | 23.5 | — | 20.8 | 24.1 | 21.1 | 24.1 | 23.8 | 23.2 | 17.0 | 14.8 | — | 20.0 | — | 19.1 |
| 1936: May 15 | 26.2 | 24.1 | — | 20.9 | 24.3 | 21.5 | 24.3 | 24.4 | 23.6 | 17.8 | 16.1 | — | 20.3 | — | 19.4 |
| 1937: May 15 | 28.9 | 25.4 | 24.1 | 22.6 | 26.1 | 23.0 | 26.9 | 26.7 | 25.3 | 19.2 | 17.6 | 20.0 | 22.2 | — | 20.4 |
| 1938: June 1 | 32.3 | 28.5 | 26.4 | 25.0 | 27.8 | 25.3 | 29.2 | 28.8 | 27.7 | 21.2 | 18.9 | 21.3 | 25.0 | 20.2 | 22.5 |
| 1939: June 1 | 32.6 | 28.8 | 26.7 | 25.1 | 28.1 | 25.7 | 29.3 | 29.1 | 27.8 | 21.2 | 19.0 | 21.4 | 25.3 | 20.8 | 22.6 |
| 1940: June 1 | 32.7 | 29.2 | 27.0 | 25.6 | 28.5 | 26.1 | 29.1 | 29.2 | 27.8 | 22.0 | 19.3 | 22.0 | 25.3 | 21.7 | 22.6 |
| 1941: June 1 | 33.3 | 30.5 | 28.4 | 26.7 | 29.2 | 27.4 | 29.9 | 30.6 | 28.2 | 22.7 | 20.4 | 23.0 | 25.8 | 22.9 | 23.2 |
| 1942: July 1 | 34.2 | 31.8 | 29.6 | 29.1 | 31.8 | 29.8 | 31.6 | 31.6 | 29.6 | 24.5 | 22.7 | 25.4 | 27.8 | 24.5 | 24.7 |
| 1943: July 1 | 34.3 | 31.9 | 29.8 | 29.2 | 32.0 | 29.9 | 31.7 | 31.7 | 30.0 | 24.7 | 23.0 | 25.5 | 28.0 | 24.7 | 25.0 |
| 1944: July 1 | 34.5 | 32.1 | 29.9 | 29.4 | 32.2 | 30.1 | 31.9 | 31.9 | 30.3 | 24.9 | 21.4 | 26.2 | 28.1 | 25.2 | 25.1 |
| 1945: July 1 | 35.0 | 32.8 | 30.6 | 29.8 | 32.9 | 30.4 | 32.7 | 32.4 | 31.3 | 25.8 | 24.7 | 26.2 | 29.2 | 25.9 | 25.4 |
| 1946: July 1 | 38.7 | 35.5 | 33.7 | 33.2 | 35.7 | 34.2 | 37.1 | 35.3 | 35.4 | 30.0 | 28.9 | 29.7 | 32.8 | 29.5 | 29.5 |
| 1947: July 1 | 45.4 | 41.1 | 37.9 | 38.6 | 39.7 | 37.7 | 42.4 | 39.6 | 41.4 | 35.1 | 33.8 | 32.8 | 38.8 | 33.8 | 36.3 |
| 1948: July 1 | 48.3 | 45.5 | 42.1 | 42.7 | 44.1 | 42.3 | 48.6 | 44.2 | 46.3 | 39.3 | 38.1 | 37.7 | 43.7 | 37.8 | 41.1 |
| 1949: July 1 | 52.8 | 46.9 | 44.0 | 44.7 | 46.5 | 43.6 | 51.5 | 45.8 | 48.4 | 40.4 | 39.6 | 39.8 | 45.4 | 40.3 | 42.9 |
| 1950: July 1 | 55.2 | 48.0 | 45.8 | 46.6 | 47.6 | 45.7 | 54.7 | 48.0 | 49.4 | 43.2 | 41.8 | 41.8 | 46.9 | 42.1 | 44.4 |
| 1951: July 1 | 57.9 | 50.8 | 48.8 | 49.4 | 51.3 | 48.3 | 56.6 | 51.1 | 52.8 | 45.4 | 44.8 | 44.7 | 51.4 | 45.0 | 47.4 |
| 1952: July 1 | 61.2 | 53.8 | 51.4 | 52.0 | 54.2 | 51.9 | 60.7 | 53.5 | 54.9 | 48.3 | 47.8 | 48.6 | 54.6 | 47.1 | 49.7 |
| 1953: July 1 | 63.6 | 55.8 | 54.3 | 55.1 | 57.1 | 54.3 | 61.7 | 56.5 | 58.0 | 50.9 | 51.4 | 51.0 | 57.7 | 50.3 | 52.2 |
| 1954: July 1 | 64.7 | 58.8 | 56.3 | 57.1 | 59.1 | 56.9 | 63.1 | 58.6 | 59.6 | 53.1 | 53.7 | 52.6 | 59.7 | 52.9 | 55.0 |
| 1955: July 1 | 66.7 | 60.3 | 58.7 | 59.2 | 61.3 | 59.1 | 65.0 | 60.7 | 61.7 | 55.3 | 56.1 | 55.1 | 62.1 | 55.2 | 56.9 |
| 1956: July 1 | 69.2 | 62.9 | 61.4 | 62.2 | 64.5 | 61.8 | 67.9 | 63.3 | 64.1 | 59.6 | 59.3 | 58.3 | 65.4 | 58.1 | 59.7 |
| 1957: July 1 | 71.7 | 66.4 | 64.8 | 65.4 | 67.7 | 64.7 | 69.9 | 66.6 | 67.6 | 62.8 | 63.0 | 62.3 | 68.6 | 61.4 | 62.2 |
| 1958: July 1 | 74.0 | 69.3 | 67.4 | 67.8 | 70.9 | 68.3 | 72.5 | 68.8 | 69.5 | 65.8 | 66.1 | 65.1 | 71.5 | 64.7 | 64.9 |
| 1959: July 1 | 76.4 | 72.9 | 71.0 | 71.3 | 73.9 | 71.6 | 74.9 | 72.6 | 73.2 | 70.4 | 70.5 | 68.7 | 74.5 | 68.4 | 69.2 |
| 1960: July 1 | 79.6 | 75.3 | 74.2 | 74.6 | 76.8 | 74.8 | 77.4 | 75.1 | 76.2 | 73.2 | 73.8 | 71.6 | 77.8 | 72.4 | 73.8 |
| 1961: July 1 | 81.4 | 78.1 | 77.0 | 77.6 | 79.5 | 77.4 | 80.7 | 78.0 | 80.0 | 76.7 | 77.4 | 74.8 | 80.7 | 75.9 | 76.8 |
| 1962: July 1 | 84.0 | 81.1 | 80.5 | 80.7 | 81.7 | 80.4 | 82.7 | 81.4 | 81.7 | 80.4 | 80.0 | 77.2 | 83.3 | 79.4 | 80.4 |
| 1963: July 1 | 86.0 | 84.4 | 83.2 | 83.8 | 85.3 | 83.9 | 85.2 | 84.1 | 85.4 | 82.8 | 82.9 | 80.8 | 85.7 | 81.9 | 84.2 |
| 1964: July 1 | 89.7 | 87.8 | 86.6 | 87.0 | 89.0 | 86.7 | 87.5 | 87.2 | 88.2 | 86.7 | 86.4 | 84.6 | 89.8 | 86.1 | 87.7 |
| 1965: July 1 | 92.1 | 91.4 | 89.4 | 90.6 | 92.1 | 90.3 | 90.0 | 90.2 | 92.7 | 91.5 | 90.5 | 89.3 | 91.6 | 90.2 | 91.9 |
| 1966: July 1 | 95.6 | 94.6 | 93.8 | 94.6 | 95.4 | 94.5 | 94.6 | 94.8 | 95.8 | 94.5 | 94.5 | 94.0 | 94.6 | 94.1 | 95.4 |
| 1967: July 1 | 100.0 | 100.0 | 100.0 | 100.0 | 100.0 | 100.0 | 100.0 | 100.0 | 100.0 | 100.0 | 100.0 | 100.0 | 100.0 | 100.0 | 100.0 |
| 1968: July 1 | 105.1 | 106.8 | 107.3 | 107.7 | 106.4 | 106.8 | 105.7 | 106.8 | 106.2 | 105.1 | 106.5 | 107.2 | 106.1 | 107.0 | 107.3 |
| 1969: July 1 | 113.3 | 115.9 | 118.0 | 116.4 | 114.3 | 115.7 | 114.0 | 117.1 | 113.5 | 111.7 | 114.8 | 116.7 | 116.4 | 115.1 | 114.4 |
| 1970: July 1 | 126.0 | 130.5 | 130.4 | 130.0 | 125.4 | 131.8 | 128.6 | 129.5 | 123.8 | 125.0 | 129.3 | 128.6 | 131.6 | 130.1 | 128.5 |
| 1971: July 1 | 140.9 | 145.8 | 145.7 | 147.4 | 142.1 | 149.9 | 142.0 | 144.7 | 138.3 | 145.6 | 144.4 | 148.5 | 148.2 | 148.8 | 149.1 |
| 1972: July 1 | 150.9 | 152.8 | 154.9 | 156.1 | 151.7 | 160.1 | 151.0 | 152.2 | 149.3 | 152.3 | 152.2 | 159.5 | 156.2 | 157.5 | 159.6 |
| 1973: July 1 | 157.5 | 158.8 | 160.8 | 164.3 | 160.4 | 166.7 | 157.5 | 158.6 | 156.6 | 162.5 | 160.5 | 169.7 | 166.5 | 166.1 | 167.5 |
| 1974: July 1 | 170.5 | 172.7 | 173.1 | 177.6 | 172.9 | 179.6 | 171.8 | 169.9 | 167.0 | 175.3 | 176.1 | 185.6 | 179.8 | 180.2 | 180.7 |
| 1975: July 1 | 182.7 | 186.7 | 189.3 | 191.8 | 189.6 | 193.9 | 184.2 | 184.7 | 183.7 | 187.2 | 190.7 | 202.5 | 193.1 | 192.4 | 193.9 |
| 1976: July 1 | 195.9 | 199.6 | 202.4 | 203.3 | 208.4 | 205.3 | 194.1 | 195.8 | 196.6 | 197.9 | 203.3 | 213.0 | 208.4 | 204.5 | 206.9 |
| 1977: July 1 | 207.5 | 211.8 | 209.9 | 215.7 | 229.7 | 218.0 | 203.2 | 206.2 | 209.0 | 210.8 | 216.3 | 218.5 | 220.9 | 219.2 | 217.9 |

Table 3. Weekly hours indexes: United States

(Indexes of union hourly wage rates in the building trades, 1907-77)

(1967=100)

| Date | All trades | Journeymen | Helpers and laborers |
|--------------|------------|------------|----------------------|
| 1907: May 15 | 125.1 | 123.8 | 129.8 |
| 1908: May 15 | 123.2 | 122.0 | 127.1 |
| 1909: May 15 | 121.5 | 120.5 | 124.4 |
| 1910: May 15 | 120.0 | 119.1 | 122.2 |
| 1911: May 15 | 119.6 | 118.7 | 122.0 |
| 1912: May 15 | 119.2 | 118.3 | 121.6 |
| 1913: May 15 | 119.0 | 118.0 | 121.6 |
| 1914: May 1 | 118.4 | 117.7 | 120.9 |
| 1915: May 1 | 118.3 | 117.6 | 120.8 |
| 1916: May 15 | 117.9 | 117.1 | 120.5 |
| 1917: May 15 | 117.6 | 116.9 | 120.0 |
| 1918: May 15 | 117.0 | 116.2 | 119.6 |
| 1919: May 15 | 116.4 | 115.8 | 118.5 |
| 1920: May 15 | 115.9 | 115.3 | 117.7 |
| 1921: May 15 | 115.8 | 115.2 | 117.7 |
| 1922: May 15 | 115.8 | 115.3 | 117.4 |
| 1923: May 15 | 115.9 | 115.4 | 117.6 |
| 1924: May 15 | 115.9 | 115.4 | 117.6 |
| 1925: May 15 | 115.9 | 115.4 | 117.4 |
| 1926: May 15 | 115.7 | 115.2 | 117.1 |
| 1927: May 15 | 115.5 | 114.8 | 117.1 |
| 1928: May 15 | 114.8 | 114.0 | 117.0 |
| 1929: May 15 | 113.8 | 113.3 | 114.7 |
| 1930: May 15 | 110.6 | 110.0 | 112.1 |
| 1931: May 15 | 109.3 | 108.5 | 111.2 |
| 1932: May 15 | 107.3 | 106.6 | 108.7 |
| 1933: May 15 | 107.0 | 106.2 | 108.2 |
| 1934: May 15 | 103.0 | 102.3 | 104.8 |
| 1935: May 15 | 102.2 | 101.5 | 104.1 |
| 1936: May 15 | 102.2 | 101.5 | 104.3 |
| 1937: May 15 | 102.6 | 101.9 | 104.7 |
| 1938: June 1 | 100.9 | 100.1 | 103.0 |
| 1939: June 1 | 100.7 | 100.0 | 102.8 |
| 1940: June 1 | 100.6 | 100.0 | 102.2 |
| 1941: June 1 | 101.0 | 100.5 | 102.5 |
| 1942: July 1 | 101.8 | 101.8 | 101.6 |
| 1943: July 1 | 101.7 | 102.0 | 100.9 |
| 1944: July 1 | 101.9 | 102.2 | 100.9 |
| 1945: July 1 | 101.9 | 102.2 | 100.9 |
| 1946: July 1 | 100.9 | 101.1 | 100.2 |
| 1947: July 1 | 100.8 | 100.9 | 100.2 |
| 1948: July 1 | 100.8 | 101.0 | 100.1 |
| 1949: July 1 | 100.9 | 101.1 | 100.1 |
| 1950: July 1 | 101.0 | 101.2 | 100.1 |
| 1951: July 1 | 100.9 | 101.1 | 100.0 |
| 1952: July 1 | 100.9 | 101.1 | 100.2 |
| 1953: July 1 | 100.9 | 101.1 | 100.2 |
| 1954: July 1 | 100.9 | 101.1 | 100.2 |
| 1955: July 1 | 100.9 | 101.1 | 100.2 |
| 1956: July 1 | 100.9 | 101.1 | 100.2 |
| 1957: July 1 | 100.9 | 101.1 | 100.2 |
| 1958: July 1 | 100.8 | 101.0 | 100.2 |
| 1959: July 1 | 100.8 | 101.0 | 100.2 |
| 1960: July 1 | 100.7 | 100.9 | 100.2 |
| 1961: July 1 | 100.6 | 100.8 | 100.2 |
| 1962: July 1 | 100.5 | 100.7 | 100.2 |
| 1963: July 1 | 100.3 | 100.5 | 100.1 |
| 1964: July 1 | 100.3 | 100.5 | 100.1 |
| 1965: July 1 | 100.2 | 100.4 | 100.1 |
| 1966: July 1 | 100.1 | 100.2 | 100.1 |
| 1967: July 1 | 100.0 | 100.0 | 100.0 |
| 1968: July 1 | 100.0 | 100.0 | 100.0 |
| 1969: July 1 | 100.1 | 100.1 | 100.0 |
| 1970: July 1 | 99.9 | 99.9 | 99.9 |
| 1971: July 1 | 99.8 | 99.8 | 99.9 |
| 1972: July 1 | 99.8 | 99.8 | 99.9 |
| 1973: July 1 | 99.6 | 99.8 | 99.0 |
| 1974: July 1 | 99.6 | 99.8 | 99.0 |
| 1975: July 1 | 99.8 | 100.0 | 99.0 |
| 1976: July 1 | 99.8 | 100.0 | 99.0 |
| 1977: July 1 | 99.8 | 100.0 | 99.0 |

Table 4. Weekly hours indexes by trade: United States—Continued

(Indexes of union hourly wage rates in the building trades, 1907-77)

(1967=100)

| Date | Plas- terers | Plumb- ers | Rein- forcing iron work- ers | Roofers, compo- sition | Roofers, slate and tile | Sheet metal workers | Stone- masons | Struc- tural- iron workers | Tile layers | Brick- layers' ten- ders | Building laborers | Compo- sition roofers' help- ers | Plaster- ers' laborers | Plumb- ers' laborers | Tile layers' help- ers |
|--------------|-----------------|---------------|--|------------------------------|----------------------------------|---------------------------|------------------|-------------------------------------|----------------|-----------------------------------|----------------------|--|------------------------------|----------------------------|---------------------------------|
| 1907: May 15 | 119.3 | 123.4 | — | — | — | 118.0 | 118.3 | 120.0 | — | 123.6 | 125.2 | — | 126.0 | — | — |
| 1908: May 15 | 118.7 | 123.5 | — | — | — | 117.9 | 118.3 | 117.6 | — | 123.6 | 125.2 | — | 125.5 | — | — |
| 1909: May 15 | 118.7 | 123.5 | — | — | — | 117.9 | 118.3 | 116.0 | — | 123.2 | 124.8 | — | 125.2 | — | — |
| 1910: May 15 | 118.6 | 123.3 | — | — | — | 117.9 | 116.5 | 114.7 | — | 122.2 | 121.8 | — | 125.2 | — | — |
| 1911: May 15 | 119.3 | 123.0 | — | — | — | 117.6 | 115.7 | 114.5 | — | 121.6 | 121.8 | — | 125.1 | — | — |
| 1912: May 15 | 117.8 | 122.0 | — | — | — | 116.1 | 115.7 | 113.4 | — | 120.6 | 121.8 | — | 124.4 | — | 125.7 |
| 1913: May 15 | 117.8 | 122.0 | — | — | — | 115.9 | 115.6 | 112.9 | 113.1 | 120.6 | 121.8 | — | 124.4 | — | 125.1 |
| 1914: May 1 | 117.7 | 121.5 | — | 115.2 | 112.4 | 115.8 | 115.6 | 112.7 | 113.1 | 119.1 | 121.4 | — | 124.5 | — | 125.1 |
| 1915: May 1 | 117.1 | 121.5 | — | 115.2 | 112.4 | 115.6 | 115.5 | 112.7 | 112.7 | 119.1 | 121.4 | — | 124.5 | — | 123.2 |
| 1916: May 15 | 115.9 | 120.9 | — | 115.2 | 112.0 | 115.1 | 115.3 | 112.4 | 112.1 | 119.1 | 120.8 | — | 123.3 | — | 122.8 |
| 1917: May 15 | 115.8 | 120.8 | — | 114.4 | 110.0 | 115.0 | 115.2 | 112.2 | 111.8 | 119.0 | 119.4 | — | 123.1 | — | 121.8 |
| 1918: May 15 | 115.6 | 119.8 | — | 113.9 | 110.0 | 113.8 | 115.2 | 111.8 | 111.8 | 119.0 | 118.9 | — | 123.1 | — | 121.8 |
| 1919: May 15 | 115.6 | 119.4 | — | 113.9 | 109.7 | 113.3 | 114.5 | 111.6 | 111.3 | 118.6 | 116.7 | — | 122.6 | — | 121.4 |
| 1920: May 15 | 115.3 | 119.4 | — | 113.9 | 109.7 | 112.9 | 114.5 | 111.6 | 111.0 | 118.3 | 115.4 | — | 122.6 | — | 121.4 |
| 1921: May 15 | 115.0 | 119.3 | — | 111.7 | 109.6 | 112.9 | 114.6 | 111.6 | 111.1 | 118.3 | 115.4 | — | 122.1 | — | 121.6 |
| 1922: May 15 | 115.1 | 119.3 | — | 111.7 | 109.5 | 112.8 | 114.5 | 111.6 | 110.9 | 118.6 | 114.6 | — | 122.1 | — | 121.6 |
| 1923: May 15 | 115.7 | 119.3 | — | 111.7 | 109.8 | 112.8 | 114.5 | 111.6 | 111.2 | 118.6 | 115.4 | — | 122.2 | — | 122.7 |
| 1924: May 15 | 115.7 | 119.3 | — | 111.7 | 109.4 | 112.8 | 114.2 | 111.6 | 111.2 | 118.5 | 115.1 | — | 122.1 | — | 122.7 |
| 1925: May 15 | 114.5 | 119.3 | — | 111.7 | 109.4 | 112.8 | 114.2 | 111.3 | 111.2 | 118.3 | 115.2 | — | 122.0 | — | 122.7 |
| 1926: May 15 | 112.0 | 119.3 | — | 111.7 | 109.4 | 112.8 | 114.4 | 111.6 | 111.2 | 118.5 | 115.4 | — | 118.0 | — | 122.7 |
| 1927: May 15 | 115.0 | 119.0 | — | 111.7 | 109.4 | 112.4 | 114.2 | 111.6 | 111.1 | 118.5 | 115.6 | — | 117.9 | — | 122.7 |
| 1928: May 15 | 110.6 | 119.0 | — | 111.6 | 109.4 | 112.1 | 114.1 | 111.5 | 110.8 | 118.5 | 115.5 | — | 118.2 | — | 122.7 |
| 1929: May 15 | 109.5 | 118.0 | — | 111.0 | 108.1 | 112.0 | 110.8 | 111.0 | 110.6 | 111.9 | 115.4 | — | 118.1 | — | 122.1 |
| 1930: May 15 | 107.1 | 112.5 | — | 106.6 | 103.4 | 107.9 | 106.9 | 107.6 | 104.9 | 112.0 | 113.3 | — | 115.0 | — | 114.2 |
| 1931: May 15 | 106.2 | 111.0 | — | 105.3 | 101.7 | 106.0 | 105.0 | 106.3 | 103.5 | 110.6 | 111.9 | — | 114.1 | — | 113.0 |
| 1932: May 15 | 104.4 | 110.6 | — | 104.2 | 101.7 | 104.5 | 104.6 | 103.7 | 102.4 | 108.2 | 108.0 | — | 113.8 | — | 111.6 |
| 1933: May 15 | 106.5 | 110.1 | — | 105.5 | 101.7 | 104.4 | 103.8 | 103.4 | 102.2 | 107.6 | 107.6 | — | 111.9 | — | 111.7 |
| 1934: May 15 | 101.9 | 109.0 | — | 102.8 | 101.3 | 102.9 | 103.3 | 101.9 | 95.3 | 105.6 | 102.9 | — | 108.5 | — | 107.0 |
| 1935: May 15 | 100.4 | 108.2 | — | 102.7 | 100.0 | 103.0 | 103.2 | 100.7 | 95.3 | 105.5 | 102.8 | — | 107.2 | — | 93.1 |
| 1936: May 15 | 98.7 | 106.8 | — | 103.3 | 100.9 | 102.9 | 103.2 | 100.6 | 95.2 | 105.3 | 103.3 | — | 105.4 | — | 93.1 |
| 1937: May 15 | 98.8 | 107.4 | 100.3 | 103.4 | 100.8 | 103.0 | 103.2 | 100.1 | 99.3 | 105.6 | 103.6 | 99.9 | 105.4 | — | 99.6 |
| 1938: June 1 | 94.8 | 102.1 | 100.3 | 101.6 | 99.6 | 100.9 | 99.8 | 99.0 | 99.3 | 104.3 | 103.1 | 99.9 | 100.5 | 103.2 | 99.6 |
| 1939: June 1 | 94.8 | 102.4 | 100.2 | 101.7 | 99.6 | 100.9 | 99.8 | 98.9 | 99.3 | 104.0 | 103.0 | 99.9 | 100.2 | 103.2 | 99.6 |
| 1940: June 1 | 94.6 | 101.3 | 100.2 | 101.3 | 99.5 | 100.9 | 99.7 | 98.9 | 99.3 | 103.9 | 102.4 | 99.6 | 99.8 | 100.0 | 99.6 |
| 1941: June 1 | 94.9 | 101.7 | 101.1 | 102.0 | 99.5 | 101.7 | 99.8 | 99.3 | 99.7 | 103.8 | 102.7 | 100.2 | 100.2 | 100.0 | 100.0 |
| 1942: July 1 | 96.7 | 102.3 | 101.1 | 102.1 | 100.9 | 101.8 | 100.0 | 100.0 | 101.0 | 102.6 | 101.7 | 100.5 | 100.3 | 99.7 | 100.0 |
| 1943: July 1 | 100.5 | 104.2 | 101.2 | 102.0 | 100.7 | 101.8 | 100.0 | 100.0 | 100.0 | 102.4 | 100.3 | 100.0 | 100.9 | 103.0 | 100.0 |
| 1944: July 1 | 100.6 | 104.2 | 101.2 | 101.9 | 100.7 | 101.8 | 100.0 | 100.0 | 100.0 | 102.4 | 100.3 | 100.0 | 100.9 | 102.9 | 100.0 |
| 1945: July 1 | 100.6 | 104.2 | 101.2 | 101.9 | 100.7 | 101.8 | 100.0 | 100.0 | 100.0 | 102.4 | 100.3 | 100.0 | 100.9 | 102.9 | 100.0 |
| 1946: July 1 | 98.6 | 100.6 | 100.6 | 101.6 | 100.7 | 101.7 | 99.8 | 100.0 | 100.0 | 100.8 | 100.1 | 100.0 | 100.2 | 100.0 | 100.0 |
| 1947: July 1 | 97.6 | 99.6 | 100.0 | 101.6 | 100.7 | 101.0 | 99.1 | 100.0 | 100.0 | 100.3 | 101.1 | 100.0 | 99.4 | 100.0 | 100.0 |
| 1948: July 1 | 97.5 | 99.9 | 100.0 | 101.6 | 100.7 | 101.0 | 100.8 | 100.0 | 100.0 | 100.3 | 100.1 | 100.0 | 98.1 | 100.0 | 100.0 |
| 1949: July 1 | 98.1 | 99.9 | 100.0 | 100.4 | 100.7 | 100.8 | 100.6 | 100.0 | 100.0 | 100.3 | 100.1 | 100.0 | 98.1 | 100.0 | 100.0 |
| 1950: July 1 | 100.4 | 100.6 | 100.0 | 100.4 | 100.7 | 100.8 | 100.6 | 100.0 | 100.0 | 100.3 | 100.1 | 100.0 | 98.1 | 100.0 | 100.0 |
| 1951: July 1 | 100.4 | 100.6 | 100.0 | 100.4 | 100.7 | 100.8 | 100.7 | 100.0 | 100.0 | 100.1 | 99.9 | 100.0 | 99.3 | 100.0 | 100.0 |
| 1952: July 1 | 100.4 | 100.6 | 100.0 | 100.4 | 100.7 | 100.8 | 100.7 | 100.0 | 100.0 | 101.2 | 100.0 | 100.0 | 99.8 | 100.0 | 100.0 |
| 1953: July 1 | 100.4 | 100.6 | 100.0 | 100.4 | 100.7 | 100.8 | 100.7 | 100.0 | 100.0 | 101.2 | 100.0 | 100.0 | 99.8 | 100.0 | 100.0 |
| 1954: July 1 | 100.4 | 100.6 | 100.0 | 100.4 | 100.7 | 100.8 | 100.7 | 100.0 | 100.0 | 101.2 | 100.0 | 100.0 | 99.9 | 100.0 | 100.0 |
| 1955: July 1 | 100.4 | 100.6 | 100.0 | 100.4 | 100.7 | 100.8 | 100.7 | 100.0 | 100.0 | 101.2 | 100.0 | 100.0 | 100.2 | 100.0 | 100.0 |
| 1956: July 1 | 100.4 | 100.6 | 100.0 | 100.4 | 100.7 | 100.8 | 100.7 | 100.0 | 100.0 | 100.1 | 100.0 | 100.0 | 100.2 | 100.0 | 100.0 |
| 1957: July 1 | 100.4 | 100.6 | 100.0 | 100.4 | 100.7 | 100.8 | 100.7 | 100.0 | 100.0 | 100.1 | 100.0 | 100.0 | 100.2 | 100.0 | 100.0 |
| 1958: July 1 | 100.4 | 100.6 | 100.0 | 100.4 | 100.7 | 100.8 | 100.5 | 100.0 | 100.0 | 100.1 | 100.0 | 100.0 | 100.2 | 100.0 | 100.0 |
| 1959: July 1 | 100.6 | 100.6 | 100.0 | 100.4 | 100.7 | 100.8 | 100.5 | 100.0 | 100.0 | 100.1 | 100.0 | 100.0 | 100.2 | 100.0 | 100.0 |
| 1960: July 1 | 100.4 | 100.6 | 100.0 | 100.4 | 100.7 | 100.8 | 100.5 | 100.0 | 100.0 | 100.1 | 100.0 | 100.0 | 100.2 | 100.0 | 100.0 |
| 1961: July 1 | 100.4 | 100.6 | 100.0 | 100.4 | 100.7 | 100.8 | 100.5 | 100.0 | 100.0 | 100.1 | 100.0 | 100.0 | 100.2 | 100.0 | 100.0 |
| 1962: July 1 | 100.4 | 100.6 | 100.0 | 100.4 | 100.7 | 100.8 | 100.5 | 100.0 | 100.0 | 100.1 | 100.0 | 100.0 | 100.2 | 100.0 | 100.0 |
| 1963: July 1 | 100.4 | 100.6 | 100.0 | 100.4 | 100.5 | 100.8 | 100.4 | 100.0 | 100.0 | 100.0 | 100.0 | 100.0 | 100.0 | 100.0 | 100.0 |
| 1964: July 1 | 100.4 | 100.6 | 100.0 | 100.4 | 100.4 | 100.8 | 100.4 | 100.0 | 100.0 | 100.0 | 100.0 | 100.0 | 100.0 | 100.0 | 100.0 |
| 1965: July 1 | 100.4 | 100.2 | 100.0 | 100.4 | 100.3 | 100.7 | 100.2 | 100.0 | 100.0 | 100.0 | 100.0 | 100.0 | 100.0 | 100.0 | 100.0 |
| 1966: July 1 | 100.2 | 100.1 | 100.0 | 100.4 | 100.3 | 100.3 | 100.0 | 100.0 | 100.0 | 100.0 | 100.0 | 100.0 | 100.0 | 100.0 | 100.0 |
| 1967: July 1 | 100.0 | 100.0 | 100.0 | 100.0 | 100.0 | 100.0 | 100.0 | 100.0 | 100.0 | 100.0 | 100.0 | 100.0 | 100.0 | 100.0 | 100.0 |
| 1968: July 1 | 100.1 | 100.0 | 100.0 | 99.6 | 99.7 | 100.0 | 100.0 | 100.0 | 100.0 | 100.1 | 100.0 | 100.0 | 100.2 | 100.0 | 100.1 |
| 1969: July 1 | 100.1 | 99.9 | 100.0 | 99.5 | 99.7 | 100.0 | 100.0 | 100.0 | 100.0 | 100.1 | 100.0 | 100.0 | 100.2 | 100.0 | 100.1 |
| 1970: July 1 | 99.9 | 98.7 | 100.0 | 99.4 | 99.6 | 100.0 | 100.0 | 100.0 | 100.0 | 100.1 | 100.0 | 100.0 | 100.3 | 100.0 | 99.8 |
| 1971: July 1 | 99.9 | 98.3 | 100.0 | 99.4 | 99.6 | 99.9 | 99.6 | 100.0 | 99.9 | 100.1 | 100.0 | 100.0 | 100.3 | 100.0 | 99.8 |
| 1972: July 1 | 99.9 | 98.3 | 100.0 | 99.4 | 99.6 | 99.9 | 99.6 | 100.0 | 99.9 | 100.1 | 100.0 | 100.0 | 100.3 | 100.0 | 99.8 |
| 1973: July 1 | 100.5 | 97.7 | 100.0 | 99.4 | 99.6 | 99.9 | 99.6 | 100.0 | 99.9 | 99.0 | 99.2 | 100.0 | 98.5 | 100.0 | 99.8 |
| 1974: July 1 | 100.5 | 98.3 | 100.0 | 99.7 | 99.6 | 99.9 | 99.6 | 100.0 | 99.9 | 99.0 | 99.2 | 100.0 | 98.9 | 100.0 | 99.8 |
| 1975: July 1 | 100.5 | 98.3 | 100.0 | 99.5 | 99.6 | 99.9 | 99.6 | 100.0 | 99.9 | 99.0 | 99.2 | 100.0 | 98.9 | 100.0 | 99.8 |
| 1976: July 1 | 100.5 | 98.3 | 100.0 | 99.5 | 99.6 | 99.8 | 99.6 | 100.0 | 99.9 | 99.0 | 99.2 | 100.0 | 98.9 | 100.0 | 99.8 |
| 1977: July 1 | 100.5 | 98.3 | 100.0 | 99.5 | 99.6 | 99.8 | 99.6 | 100.0 | 99.9 | 99.0 | 99.2 | 100.0 | 98.9 | 100.0 | 99.8 |

Table 5. Average wage rates and employer contributions for selected benefits by trade: United States

(Average union hourly wage rates and employer contributions¹ in the building trades, July 1, 1977)

| Trade | Average rate per hour | Average employer contribution per hour ¹ | Average rate plus employer contribution per hour ¹ |
|------------------------------------|-----------------------|---|---|
| All building trades | \$10.02 | \$2.18 | \$12.20 |
| Journeyman | 10.44 | 2.28 | 12.73 |
| Asbestos workers | 10.29 | 2.43 | 12.73 |
| Boilermakers | 10.89 | 2.13 | 13.02 |
| Bricklayers | 10.39 | 2.07 | 12.46 |
| Carpenters | 10.25 | 2.25 | 12.50 |
| Cement finishers | 9.92 | 2.28 | 12.20 |
| Drywall tapers | 9.70 | 1.09 | 10.78 |
| Electricians (inside wirers) | 11.02 | 2.36 | 13.38 |
| Elevator constructors | 11.22 | 1.75 | 12.97 |
| Glaziers | 9.77 | 1.85 | 11.63 |
| Lathers | 10.26 | 1.73 | 11.99 |
| Machinists | 10.60 | 1.04 | 11.64 |
| Marble setters | 10.03 | 2.01 | 12.03 |
| Mosaic and terrazzo workers .. | 9.80 | 1.60 | 11.39 |
| Painters | 9.87 | 1.65 | 11.52 |
| Paperhangers | 9.78 | 1.47 | 11.25 |
| Pipefitters | 11.15 | 2.80 | 13.95 |
| Plasterers | 10.08 | 1.89 | 11.97 |
| Plumbers | 10.75 | 2.64 | 13.39 |
| Reinforcing iron workers | 10.07 | 2.57 | 12.63 |
| Roofers, composition | 9.98 | 1.84 | 11.82 |
| Roofers, slate and tile | 9.93 | 1.82 | 11.75 |
| Sheet-metal workers | 10.61 | 2.39 | 13.00 |
| Stonemasons | 10.33 | 2.16 | 12.49 |
| Structural-iron workers | 10.41 | 2.86 | 13.28 |
| Tile layers | 9.84 | 1.94 | 11.78 |
| Helpers and laborers | 8.03 | 1.71 | 9.74 |
| Bricklayers' tenders | 8.33 | 1.55 | 9.88 |
| Building laborers | 7.96 | 1.79 | 9.75 |
| Composition roofers' helpers .. | 6.41 | 1.35 | 7.76 |
| Elevator constructors' helpers .. | 7.93 | 1.52 | 9.45 |
| Marble setters' helpers | 8.43 | 1.51 | 9.94 |
| Plasterers' laborers | 8.25 | 1.66 | 9.91 |
| Plumbers' laborers | 7.64 | 1.18 | 8.82 |
| Terrazzo workers' laborers | 8.39 | 1.28 | 9.67 |
| Tile layers' helpers | 8.58 | 1.61 | 10.20 |

¹ Includes employer contributions to insurance (life insurance, hospitalization, medical, surgical, and other similar types of health and welfare programs) and pension funds and vacation payments to a fund or to the workers as provided in labor-management contracts. Averages presented are for a straight-time hour; in actual practice, however, some employer payments are calculated for total hours worked or gross payroll.

Average refers to all workers in the classification, including those for whom employer contributions were not specified in their particular contracts. Such situations were included in the average computation as zero contributions.

Some contracts also provide additional payments to other funds such as apprenticeship and unemployment benefits. Information on payments to these funds was not collected.

NOTE: Because of rounding, sums of individual items may not equal totals.

Table 6. Cents-per-hour and percent changes in average wage rates by trade: United States

(Changes in union hourly wage rates in the building trades, July 1, 1976-July 1, 1977)

| Trade | Amount of change | |
|------------------------------------|------------------|---------|
| | Cents per hour | Percent |
| All building trades | 56 | 5.9 |
| Journeyman | 58 | 5.8 |
| Asbestos workers | 66 | 6.8 |
| Boilermakers | 78 | 7.7 |
| Bricklayers | 51 | 5.2 |
| Carpenters | 51 | 5.3 |
| Cement finishers | 48 | 5.1 |
| Drywall tapers | 58 | 6.4 |
| Electricians (inside wirers) | 68 | 6.6 |
| Elevator constructors | 67 | 6.4 |
| Glaziers | 56 | 6.0 |
| Lathers | 60 | 6.2 |
| Machinists | 66 | 6.6 |
| Marble setters | 59 | 6.2 |
| Mosaic and terrazzo workers .. | 54 | 5.8 |
| Painters | 58 | 6.2 |
| Paperhangers | 58 | 6.3 |
| Pipefitters | 71 | 6.8 |
| Plasterers | 56 | 5.9 |
| Plumbers | 62 | 6.1 |
| Reinforcing iron workers | 36 | 3.7 |
| Roofers, composition | 57 | 6.1 |
| Roofers, slate and tile | 92 | 10.2 |
| Sheet-metal workers | 62 | 6.2 |
| Stonemasons | 46 | 4.7 |
| Structural-iron workers | 52 | 5.3 |
| Tile layers | 58 | 6.3 |
| Helpers and laborers | 48 | 6.4 |
| Bricklayers' tenders | 51 | 6.5 |
| Building laborers | 48 | 6.4 |
| Composition roofers' helpers .. | 16 | 2.6 |
| Elevator constructors' helpers .. | 46 | 6.2 |
| Marble setters' helpers | 32 | 3.9 |
| Plasterers' laborers | 47 | 6.0 |
| Plumbers' laborers | 51 | 7.2 |
| Terrazzo workers' laborers | 45 | 5.6 |
| Tile layers' helpers | 44 | 5.3 |

NOTE: Variations in the size of annual increases from survey to survey may reflect, in part, timing of negotiations in relation to the July 1 survey reference date. Increases indicated reflect rates available and payable on the survey date, and do not include increases made later that are retroactive to July 1 or before. Such retroactive increases are included in the wage rates reported in the following year's survey.

Table 7. Cents-per-hour changes in wage rates by trade: United States

(Cents-per-hour changes in union hourly wage rates and percent of building tradesworkers affected, July 1, 1976-July 1, 1977)

| Trade | Percent of workers affected by change | Percent of workers having no change | Percent of workers affected by change of-- | | | | | | | | | | | | |
|------------------------------------|---------------------------------------|-------------------------------------|--|-------------------------|-----------------|-----------------|-----------------|-----------------|-----------------|-----------------|-----------------|-----------------|-----------------|-----------------|------------------|
| | | | Under \$0.20 | \$0.20 and under \$0.30 | \$0.30 - \$0.40 | \$0.40 - \$0.50 | \$0.50 - \$0.60 | \$0.60 - \$0.70 | \$0.70 - \$0.80 | \$0.80 - \$0.90 | \$0.90 - \$1.00 | \$1.00 - \$1.20 | \$1.20 - \$1.40 | \$1.40 - \$1.60 | \$1.60 and over |
| All building trades | 90.4 | 9.6 | 3.9 | 6.5 | 7.3 | 9.7 | 17.0 | 13.3 | 9.0 | 8.9 | 3.7 | 6.6 | 1.5 | 1.3 | 1.0 |
| Journeyman | 90.6 | 9.4 | 3.2 | 6.3 | 6.9 | 8.8 | 16.5 | 14.4 | 8.6 | 9.2 | 4.2 | 7.6 | 1.7 | 1.2 | 1.2 |
| Asbestos workers | 93.9 | 6.1 | 11.5 | 1.3 | 5.5 | 3.8 | 18.8 | 13.8 | 8.1 | 7.5 | 3.3 | 15.5 | 1.4 | .4 | 2.9 |
| Boilermakers | 98.6 | 1.4 | - | 4.9 | 4.8 | - | 19.7 | 4.4 | 8.0 | 18.6 | 8.0 | 26.4 | 2.8 | - | .9 |
| Bricklayers | 90.6 | 9.4 | 2.5 | 8.3 | 15.0 | 6.8 | 10.4 | 18.7 | 5.8 | 11.8 | 1.1 | 7.1 | - | .9 | - |
| Carpenters | 88.8 | 11.2 | 3.6 | 6.9 | 6.2 | 10.7 | 20.8 | 13.4 | 4.1 | 12.7 | 3.6 | 2.3 | .4 | 2.7 | - |
| Cement finishers | 85.7 | 14.3 | 6.6 | 7.4 | .7 | 16.0 | 12.7 | 18.2 | 10.0 | 4.7 | 2.8 | 3.6 | 2.6 | - | - |
| Drywall tapers | 99.6 | .4 | - | 3.9 | 1.2 | 2.5 | 63.7 | 6.6 | .8 | 15.1 | - | 5.8 | - | - | - |
| Electricians (inside wirers) | 86.5 | 13.5 | .4 | 9.3 | 4.1 | 3.5 | 5.5 | 23.3 | 5.9 | 4.2 | 3.2 | 20.3 | 2.0 | - | 4.8 |
| Elevator constructors | 94.1 | 5.9 | 1.3 | 6.1 | 11.3 | 6.7 | 22.6 | 2.8 | 10.6 | 9.0 | 4.2 | 10.0 | 5.7 | 3.9 | - |
| Glaziers | 89.0 | 11.0 | 3.6 | 7.4 | .9 | 9.4 | 17.5 | 19.5 | 7.0 | 7.5 | 5.7 | 9.8 | - | - | .7 |
| Lathers | 89.7 | 10.3 | 1.8 | .9 | 17.5 | 5.2 | 8.5 | 19.5 | 8.9 | 10.3 | 4.5 | 4.1 | 2.3 | .8 | 4.8 |
| Machinists | 87.7 | 12.3 | - | 3.4 | - | 16.3 | 13.8 | - | 24.6 | - | - | 27.1 | 2.5 | - | - |
| Marble setters | 86.2 | 13.8 | 12.7 | 2.7 | 1.0 | 12.4 | 5.8 | 4.0 | 18.0 | 4.0 | 2.7 | 22.0 | - | 1.0 | - |
| Mosaic and terrazzo workers .. | 80.4 | 19.6 | 12.9 | 2.5 | 7.0 | 3.1 | 3.6 | 7.3 | 18.1 | 1.7 | 3.2 | 16.1 | 1.7 | 3.1 | - |
| Painters | 98.3 | 1.7 | (¹) | 5.9 | 5.2 | 10.5 | 28.2 | 23.6 | 11.6 | 6.2 | 1.3 | 5.7 | - | - | (¹) |
| Paperhangers | 96.7 | 3.3 | - | 8.5 | 5.0 | 6.7 | 24.0 | 18.3 | 20.2 | 2.6 | 1.2 | 10.2 | - | - | - |
| Pipefitters | 99.2 | .8 | 2.8 | 3.1 | 2.4 | 14.3 | 9.8 | 6.4 | 22.3 | 4.4 | 16.5 | 10.8 | 4.9 | .4 | .3 |
| Plasterers | 89.6 | 10.4 | 5.2 | 7.2 | 5.0 | 10.2 | 12.8 | 12.2 | 8.1 | 4.3 | - | 13.8 | - | 1.4 | 5.1 |
| Plumbers | 94.0 | 6.0 | 4.1 | 5.1 | 3.8 | 2.8 | 21.1 | 10.4 | 23.7 | 9.1 | 3.3 | 5.3 | 4.0 | - | .8 |
| Reinforcing iron workers | 68.8 | 31.2 | - | 9.1 | 17.3 | 5.2 | 12.2 | 12.3 | 3.3 | 2.6 | 1.2 | 3.8 | .9 | - | .3 |
| Roofers, composition | 96.0 | 4.0 | 1.6 | .4 | 17.6 | 16.1 | 14.9 | 9.5 | 9.9 | 13.1 | 4.1 | 3.8 | 2.1 | 1.0 | .7 |
| Roofers, slate and tile | 97.8 | 2.2 | 1.1 | 2.6 | - | 2.9 | 23.0 | 7.6 | 8.5 | 28.7 | .9 | 1.5 | 1.9 | - | 18.4 |
| Sheet-metal workers | 95.7 | 4.3 | 6.1 | 3.0 | 14.0 | 11.8 | 11.9 | 9.6 | 6.9 | 11.6 | 2.2 | 10.3 | 3.3 | 2.1 | 2.3 |
| Stonemasons | 82.0 | 18.0 | .4 | 3.9 | 6.3 | 24.7 | 14.7 | 10.8 | 6.3 | 6.9 | - | 4.2 | - | 2.2 | - |
| Structural-iron workers | 85.9 | 14.1 | 7.2 | 8.5 | 5.8 | 6.1 | 15.1 | 16.0 | 2.9 | 8.5 | 9.1 | .6 | 4.0 | - | 2.0 |
| Tile layers | 94.0 | 6.0 | 10.1 | 5.8 | 5.1 | 18.1 | 15.1 | 5.8 | 14.7 | .5 | 4.0 | 7.6 | - | 4.0 | 3.1 |
| Helpers and laborers | 89.1 | 10.9 | 7.1 | 7.4 | 9.5 | 14.0 | 19.3 | 7.7 | 10.9 | 7.6 | 1.6 | 1.9 | .3 | 1.7 | .1 |
| Bricklayers' tenders | 97.5 | 2.5 | 3.4 | 7.9 | 8.1 | 32.7 | 22.1 | 4.7 | 3.7 | 10.0 | - | .4 | 1.6 | 3.0 | - |
| Building laborers | 87.0 | 13.0 | 6.9 | 7.7 | 9.3 | 10.1 | 19.0 | 7.3 | 13.4 | 7.9 | 1.7 | 2.2 | - | 1.5 | - |
| Composition roofers' helpers .. | 82.5 | 17.5 | 20.4 | 9.2 | 14.0 | 6.3 | 3.5 | 3.9 | 1.4 | 5.6 | - | - | - | - | - |
| Elevator constructors' helpers .. | 94.6 | 5.4 | 16.0 | 3.2 | 19.2 | 11.9 | 17.0 | 8.2 | 6.1 | 5.4 | 3.9 | 3.6 | - | - | - |
| Marble setters' helpers | 72.5 | 27.5 | 14.3 | 12.0 | 2.1 | 9.8 | 3.6 | 13.6 | 6.3 | 4.2 | - | - | - | - | 1.9 |
| Plasterers' laborers | 92.3 | 7.7 | 16.4 | 9.4 | 4.9 | 10.4 | 17.8 | 13.5 | 6.8 | 3.3 | 4.8 | 3.4 | - | 1.6 | - |
| Plumbers' laborers | 94.8 | 5.2 | 5.3 | 1.2 | 6.5 | 31.3 | 20.0 | 19.4 | 5.0 | - | - | - | - | 6.0 | - |
| Terrazzo workers' laborers | 84.5 | 15.5 | 2.1 | .4 | 22.9 | 9.0 | 9.3 | 26.8 | 5.1 | 3.1 | 1.7 | 1.0 | .6 | 1.1 | .4 |
| Tile layers' helpers | 87.4 | 12.6 | 9.7 | 5.7 | 12.1 | 6.6 | 28.0 | 7.8 | 7.8 | 4.1 | 2.0 | - | - | - | 2.1 |

¹ Less than 0.05 percent.

equal totals. Dash indicates no changes reported for specified interval.

NOTE: Because of rounding, sums of individual items may not

Table 8. Percent change in wage rates by trade: United States

(Percent change in union hourly wage rates and percent of building tradesworkers affected, July 1, 1976-July 1, 1977)

| Trade | Percent of workers affected by change | Percent of workers having no change | Percent of workers affected by change of— | | | | | | | | | | | | | |
|------------------------------------|---------------------------------------|-------------------------------------|---|---------------|-------|-------|-------|-------|-------|--------|---------|---------|---------|------------------|------------------|-------------|
| | | | Less than 2 percent | 2 and under 3 | 3 - 4 | 4 - 5 | 5 - 6 | 6 - 7 | 7 - 8 | 8 - 10 | 10 - 12 | 12 - 14 | 14 - 16 | 16 - 18 | 18 - 20 | 20 and over |
| All building trades | 90.4 | 9.6 | 3.9 | 5.0 | 8.9 | 11.6 | 11.0 | 13.0 | 10.3 | 13.9 | 6.4 | 2.2 | 1.4 | 1.1 | 0.4 | 0.6 |
| Journeyman | 90.6 | 9.4 | 3.4 | 5.9 | 8.8 | 12.1 | 12.3 | 11.8 | 10.6 | 14.3 | 5.5 | 2.1 | 1.2 | 1.1 | (¹) | .7 |
| Asbestos workers | 93.9 | 6.1 | 11.5 | 1.3 | 3.2 | 8.3 | 17.9 | 12.4 | 7.9 | 9.5 | 9.2 | 6.0 | 3.2 | .4 | - | 2.9 |
| Boilermakers | 98.6 | 1.4 | - | 4.9 | 4.8 | .3 | 23.2 | 2.1 | 18.2 | 22.9 | 21.2 | - | .7 | - | - | .3 |
| Bricklayers | 90.6 | 9.4 | 2.5 | 5.3 | 20.8 | 5.9 | 12.6 | 13.6 | 13.6 | 7.2 | 2.5 | 3.5 | - | .9 | - | - |
| Carpenters | 88.8 | 11.2 | 3.5 | 6.6 | 9.6 | 19.0 | 4.6 | 11.4 | 10.3 | 15.4 | 3.9 | .1 | 1.1 | 1.9 | - | - |
| Cement finishers | 85.7 | 14.3 | 6.6 | 6.9 | 1.2 | 14.0 | 14.4 | 15.2 | 10.9 | 7.9 | 5.6 | - | 2.6 | - | - | - |
| Drywall tapers | 99.6 | .4 | - | 3.9 | .1 | 3.7 | 53.5 | 15.3 | 2.0 | 14.1 | 7.1 | - | - | - | - | - |
| Electricians (inside wirers) | 86.5 | 13.5 | .4 | 9.2 | 3.6 | 3.9 | 17.5 | 13.8 | 4.6 | 16.0 | 10.7 | 2.0 | - | 1.1 | - | 3.7 |
| Elevator constructors | 94.1 | 5.9 | 4.2 | 3.2 | 13.1 | 10.3 | 13.2 | 12.4 | 9.1 | 13.8 | 6.6 | 5.6 | - | 2.6 | - | - |
| Glaziers | 89.0 | 11.0 | 3.6 | 7.4 | .9 | 7.1 | 14.8 | 16.6 | 9.2 | 17.9 | 6.9 | 3.8 | - | .7 | - | - |
| Lathers | 89.7 | 10.3 | 1.8 | .9 | 17.5 | 5.2 | 17.8 | 7.0 | 10.0 | 17.4 | 3.5 | 2.3 | - | - | 3.2 | 2.3 |
| Machinists | 87.7 | 12.3 | 3.4 | - | - | 16.3 | 13.8 | - | - | 47.2 | 2.2 | 2.5 | 2.3 | - | - | - |
| Marble setters | 86.2 | 13.8 | 12.7 | .8 | 6.1 | 3.6 | 11.6 | 4.6 | 14.5 | 5.6 | 8.4 | 17.1 | - | 1.0 | - | - |
| Mosaic and terrazzo workers .. | 80.4 | 19.6 | 12.9 | 2.5 | 6.9 | 1.0 | 6.3 | 17.3 | 3.0 | 6.4 | 15.3 | 4.5 | - | 4.3 | - | - |
| Painters | 98.3 | 1.7 | 1.3 | 3.8 | 6.3 | 8.7 | 26.2 | 14.5 | 17.8 | 13.8 | 4.7 | 1.3 | - | (¹) | - | - |
| Paperhangers | 96.7 | 3.3 | - | 4.4 | 8.7 | 4.7 | 27.1 | 14.7 | 10.0 | 22.6 | 2.7 | 1.8 | - | - | - | - |
| Pipefitters | 99.2 | .8 | 2.8 | 4.1 | 13.3 | 8.5 | 5.8 | 15.9 | 13.7 | 19.8 | 5.2 | 4.5 | 4.5 | .1 | - | .3 |
| Plasterers | 89.6 | 10.4 | 5.2 | 7.2 | 5.0 | 8.5 | 13.5 | 12.3 | 5.2 | 16.2 | 4.9 | .8 | 1.4 | 3.1 | - | 2.0 |
| Plumbers | 94.0 | 6.0 | 4.0 | 5.8 | 4.0 | 10.8 | 17.0 | 13.9 | 17.4 | 12.3 | 2.6 | 4.9 | - | - | - | .8 |
| Reinforcing iron workers | 68.8 | 31.2 | .9 | 7.5 | 8.4 | 21.6 | 7.4 | 8.4 | 5.1 | 1.4 | 6.3 | - | .9 | - | .3 | - |
| Roofers, composition | 96.0 | 4.0 | 1.6 | 6.9 | 10.6 | 11.0 | 14.5 | 14.6 | 6.5 | 22.1 | 1.8 | 3.5 | 1.0 | - | - | .7 |
| Roofers, slate and tile | 97.8 | 2.2 | 1.1 | .7 | - | 2.9 | 10.7 | 16.4 | 7.1 | 34.2 | 3.9 | 1.9 | - | - | - | 18.4 |
| Sheet-metal workers | 95.7 | 4.3 | 6.1 | 3.0 | 16.5 | 11.9 | 11.3 | 5.3 | 11.6 | 11.5 | 6.9 | 6.6 | 2.1 | 1.9 | - | .4 |
| Stonemasons | 82.0 | 18.0 | .4 | 2.3 | 18.6 | 18.1 | 16.2 | 5.2 | 6.8 | 6.4 | 3.2 | 1.0 | - | 2.2 | - | - |
| Structural-iron workers | 85.9 | 14.1 | 8.6 | 6.5 | 6.2 | 14.3 | 13.8 | 7.7 | 4.5 | 16.0 | 2.2 | - | 4.0 | 2.0 | - | - |
| Tile layers | 94.0 | 6.0 | 10.1 | 4.8 | 4.0 | 14.0 | 23.0 | 5.4 | 4.9 | 14.8 | 4.8 | 1.0 | - | 4.0 | - | 3.1 |
| Helpers and laborers | 89.1 | 10.9 | 6.2 | 1.1 | 9.3 | 9.4 | 5.1 | 18.5 | 8.9 | 12.1 | 10.6 | 2.7 | 2.3 | .8 | 1.9 | .1 |
| Bricklayers' tenders | 97.5 | 2.5 | 2.6 | 1.5 | 7.9 | 32.4 | 1.5 | 12.7 | 15.7 | 3.3 | 14.6 | .6 | .3 | - | 4.3 | - |
| Building laborers | 87.0 | 13.0 | 6.3 | .7 | 10.2 | 4.7 | 4.8 | 19.6 | 7.7 | 14.4 | 10.6 | 2.9 | 2.7 | 1.1 | 1.5 | - |
| Composition roofers' helpers .. | 82.5 | 17.5 | 16.9 | 3.5 | - | - | 20.4 | 3.5 | 5.9 | 8.7 | 3.9 | 1.4 | - | - | - | - |
| Elevator constructors' helpers .. | 94.6 | 5.4 | 14.8 | 2.3 | 2.1 | 12.7 | 13.7 | 10.5 | 13.5 | 12.1 | 6.9 | 4.1 | - | 1.9 | - | - |
| Marble setters' helpers | 72.5 | 27.5 | 1.6 | 12.7 | 13.7 | 6.7 | 2.0 | 14.2 | 3.2 | 5.3 | 4.4 | 2.0 | - | - | - | 1.9 |
| Plasterers' laborers | 92.3 | 7.7 | 15.6 | .8 | 9.9 | 7.1 | 7.2 | 13.8 | 1.9 | 14.0 | 5.3 | 8.0 | 6.9 | - | 1.6 | - |
| Plumbers' laborers | 94.8 | 5.2 | 4.4 | .9 | 1.2 | 3.0 | 10.3 | 38.0 | 18.0 | 5.6 | 4.1 | 3.2 | - | - | 6.0 | - |
| Terrazzo workers' laborers | 84.5 | 15.5 | 2.1 | .1 | 10.8 | 13.8 | 3.9 | 26.6 | 2.3 | 6.0 | 13.1 | 1.0 | 2.7 | - | .6 | .4 |
| Tile layers' helpers | 87.4 | 12.6 | 3.0 | 7.6 | 6.2 | 10.7 | 18.1 | 18.7 | 3.8 | 6.3 | 5.4 | 2.0 | 2.0 | - | - | 2.1 |

¹ Less than 0.05 percent.

² 18.4 percent of workers were affected by change of between 23 to 26 percent.

NOTE: Because of rounding, sums of individual items may not equal totals. Dash indicates no changes reported for specified interval.

Table 9. Wage rate distribution by trade: United States

(Percent distribution of building tradesworkers by union hourly wage rates, July 1, 1977)

| Trade | Average rate per hour | Percent of journeymen whose rates per hour were— | | | | | | | | | | | | | | |
|----------------------------------|-----------------------|--|-------------------------|---------------|---------------|------------------|---------------|---------------|----------------|-----------------|-----------------|-----------------|-----------------|-----------------|-------------------|--------------------|
| | | Under \$7.40 | \$7.40-\$7.80 | \$7.80-\$8.20 | \$8.20-\$8.60 | \$8.60-\$9.00 | \$9.00-\$9.40 | \$9.40-\$9.80 | \$9.80-\$10.20 | \$10.20-\$10.60 | \$10.60-\$11.00 | \$11.00-\$11.40 | \$11.40-\$11.80 | \$11.80-\$12.20 | \$12.20 and over | |
| Journeymen | \$10.44 | 0.8 | 1.1 | 0.6 | 1.3 | 4.1 | 5.3 | 13.5 | 15.3 | 12.0 | 12.2 | 14.0 | 11.0 | 3.8 | 5.0 | |
| Asbestos workers | 10.29 | - | - | - | 1.5 | 2.7 | 9.7 | 22.3 | 13.9 | 9.0 | 16.9 | 13.3 | 5.6 | 3.3 | 1.9 | |
| Boilermakers | 10.89 | - | - | - | - | - | 8.2 | 5.6 | 23.3 | 14.4 | 1.5 | 12.2 | 19.1 | .4 | ¹ 15.2 | |
| Bricklayers | 10.39 | .1 | - | - | 4.8 | 2.6 | 5.8 | 5.4 | 18.0 | 17.1 | 18.1 | 18.1 | 7.2 | 1.7 | 1.1 | |
| Carpenters | 10.25 | .1 | 2.2 | .5 | .7 | 5.1 | 4.7 | 21.8 | 16.2 | 10.2 | 4.5 | 17.6 | 14.5 | 1.8 | .2 | |
| Cement finishers | 9.92 | .2 | 1.4 | 1.6 | 2.4 | 4.6 | 11.9 | 20.4 | 20.0 | 25.1 | 5.5 | 2.5 | 1.7 | - | 2.7 | |
| Drywall tapers | 9.70 | - | - | 1.0 | 4.3 | 1.0 | 2.8 | 58.1 | 11.3 | 9.1 | 11.1 | .4 | .8 | - | - | |
| Electricians | 11.02 | .2 | - | - | .6 | 3.9 | 1.8 | 3.5 | 13.3 | 10.2 | 14.7 | 14.5 | 19.9 | 2.9 | ² 14.6 | |
| Elevator constructors | 11.22 | - | - | - | - | 1.8 | 2.8 | 6.0 | 12.0 | 4.3 | 10.9 | 21.3 | 14.3 | 4.5 | ³ 22.1 | |
| Glaziers | 9.77 | .9 | 2.1 | 2.0 | 7.0 | 9.6 | 6.4 | 22.8 | 14.9 | 16.2 | 11.9 | 5.3 | - | - | .9 | |
| Lathers | 10.26 | - | - | .7 | 8.0 | 2.8 | 1.7 | 12.3 | 20.7 | 21.9 | 6.9 | 5.9 | 17.8 | 1.3 | - | |
| Machinists | 10.60 | - | - | - | - | 27.0 | - | 1.5 | 18.2 | 2.3 | 10.0 | 3.8 | 14.5 | - | ⁴ 22.6 | |
| Marble setters | 10.03 | 2.3 | 1.3 | 2.3 | 1.8 | 1.4 | 16.0 | 8.6 | 18.3 | 5.3 | 29.0 | 10.9 | .6 | .6 | 1.6 | |
| Mosaic and terrazzo workers .. | 9.80 | 1.1 | 1.4 | 11.9 | 1.4 | - | 18.9 | 7.5 | 16.4 | 6.6 | 22.4 | .2 | 11.3 | .8 | - | |
| Painters | 9.87 | 1.4 | 3.4 | 1.3 | 2.8 | 5.2 | 15.7 | 21.1 | 17.1 | 6.2 | 7.0 | 14.0 | 4.4 | .6 | .1 | |
| Paperhangers | 9.78 | - | 3.2 | 4.5 | 2.7 | 8.2 | 18.6 | 20.7 | 13.3 | 5.8 | 6.7 | .5 | 10.6 | 5.2 | - | |
| Pipefitters | 11.15 | - | - | .1 | - | .5 | .6 | 3.2 | 12.7 | 15.0 | 16.9 | 15.4 | 4.6 | 14.3 | ⁵ 16.8 | |
| Plasterers | 10.08 | .9 | - | .5 | 1.8 | 6.8 | 14.8 | 15.1 | 19.8 | 14.6 | 3.9 | 6.6 | 9.0 | 3.1 | 2.9 | |
| Plumbers | 10.75 | .1 | - | .4 | - | 6.9 | .6 | 4.7 | 22.6 | 12.5 | 12.2 | 11.5 | 12.0 | 1.0 | ⁶ 15.5 | |
| Reinforcing iron workers | 10.07 | 11.1 | - | .7 | .3 | 2.7 | 7.6 | 10.8 | 6.3 | 13.0 | 19.0 | 21.4 | 6.3 | - | .9 | |
| Roofers, composition | 9.98 | 4.8 | .7 | 4.9 | 3.2 | 5.2 | 6.1 | 12.7 | 12.3 | 11.7 | 16.1 | 10.3 | 8.5 | 3.6 | - | |
| Roofers, slate and tile | 9.93 | 3.8 | .5 | 1.5 | 1.4 | 3.4 | 13.6 | 17.5 | 12.4 | 17.6 | 15.7 | 1.4 | 10.4 | .7 | - | |
| Sheet-metal workers | 10.61 | (⁷) | 1.3 | .1 | 1.7 | 1.9 | 2.4 | 11.3 | 12.9 | 16.7 | 19.4 | 10.7 | 2.3 | 18.9 | .4 | |
| Stonemasons | 10.33 | - | - | - | 2.0 | .9 | 11.1 | 8.0 | 13.1 | 18.6 | 31.5 | 9.4 | 5.4 | .1 | - | |
| Structural-iron workers | 10.41 | 2.9 | - | .5 | .5 | 3.9 | 5.2 | 10.1 | 5.3 | 9.7 | 37.3 | 8.0 | 16.0 | - | .6 | |
| Tile layers | 9.84 | 1.2 | 2.9 | 4.1 | 5.1 | 2.8 | 20.5 | 8.0 | 17.5 | 6.4 | 20.0 | 2.2 | 1.2 | 7.0 | 1.1 | |
| Trade | Average rate per hour | Percent of helpers and laborers whose rates per hour were— | | | | | | | | | | | | | | |
| | | Under \$4.40 | \$4.40 and under \$4.80 | \$4.80-\$5.20 | \$5.20-\$5.60 | \$5.60-\$6.00 | \$6.00-\$6.40 | \$6.40-\$6.80 | \$6.80-\$7.20 | \$7.20-\$7.60 | \$7.60-\$8.00 | \$8.00-\$8.40 | \$8.40-\$8.80 | \$8.80-\$9.20 | \$9.20-\$9.60 | \$9.60 and over |
| Helpers and laborers | \$8.03 | 0.1 | 0.2 | 2.0 | 2.4 | 0.1 | 5.4 | 3.6 | 4.4 | 6.0 | 19.9 | 15.1 | 19.4 | 9.7 | 6.4 | 5.3 |
| Bricklayers' tenders | 8.33 | - | - | .9 | 4.8 | - | 4.5 | 6.7 | .2 | 1.1 | 10.7 | 19.9 | 9.0 | 7.3 | 28.5 | 6.3 |
| Building laborers | 7.96 | - | - | 2.5 | 1.8 | (⁷) | 4.9 | 2.5 | 4.8 | 6.8 | 24.2 | 14.7 | 23.7 | 9.9 | .2 | 4.0 |
| Composition roofers' helpers .. | 6.41 | 10.0 | 18.1 | 1.3 | - | 4.8 | 6.4 | 21.3 | 17.4 | 6.5 | - | 2.2 | .4 | 2.6 | 3.5 | 5.6 |
| Elevator constructors' helpers | 7.93 | - | - | - | .1 | .1 | 3.8 | 3.0 | 15.1 | 10.8 | 16.0 | 20.5 | 20.1 | 4.1 | 5.4 | 1.0 |
| Marble setters' helpers | 8.43 | - | - | 1.5 | - | - | - | 3.2 | 10.8 | - | 6.1 | 28.5 | 6.4 | 19.2 | 21.6 | 2.5 |
| Plasterers' laborers | 8.25 | - | - | .5 | 8.2 | .3 | 5.0 | 5.8 | 4.4 | 7.5 | 8.9 | 12.1 | 5.1 | 9.5 | 8.7 | ⁸ 24.0 |
| Plumbers' laborers | 7.64 | .9 | 2.4 | 2.3 | 1.0 | .6 | 32.3 | 4.4 | 1.2 | 5.6 | 1.8 | 8.4 | 4.9 | 8.2 | 15.6 | ⁹ 10.3 |
| Terrazzo workers' laborers | 8.39 | - | - | .5 | 5.8 | 1.6 | 3.7 | 12.5 | 3.1 | 6.4 | 3.6 | .7 | 5.2 | 11.1 | 30.1 | ¹⁰ 15.6 |
| Tile layers' helpers | 8.58 | - | - | .1 | .4 | - | 3.2 | 3.0 | 2.4 | 8.1 | 4.5 | 12.5 | 9.9 | 28.8 | 24.9 | 2.1 |

¹ Workers were distributed as follows: 4.1 percent between \$12.30 and \$12.45; 7.6 percent at \$13.18; and 3.5 percent at \$13.20 and over.
² Workers were distributed as follows: 11.1 percent at \$12.20 to \$12.60; 3.5 at \$12.80 and over.
³ Workers were distributed as follows: 11.8 percent at \$12.20 to \$12.60; 4.6 at \$12.60 to \$13.00; and 5.6 at \$13.00 and over.
⁴ Workers were distributed as follows: 20.8 percent at \$12.20 to \$12.60 and 1.8 percent at \$12.60 and over.
⁵ Workers were distributed as follows: 13.0 percent at \$12.20 to \$12.60 and 3.8 percent at \$12.60 and over.
⁶ Workers were distributed as follows: 13.0 percent at \$12.20 to

\$12.60 and 2.5 percent at \$12.60 and over.
⁷ Less than 0.05 percent.
⁸ Workers were distributed as follows: 17.3 percent at \$9.90 to \$10.30 and 6.7 percent at \$10.30 and over.
⁹ Workers were distributed as follows: 10.3 percent at \$9.60 to \$10.00.
¹⁰ Workers were distributed as follows: 12.6 percent at \$9.60 to \$10.00 and 3.0 percent at \$10.00 and over.

NOTE: Because of rounding, sums of individual items may not equal totals. Dash indicates no rates reported for specified interval.

Table 10. Weekly hours: United States

(Percent distribution of union building tradesworkers by standard weekly hours, July 1, 1977)

| Trade | Average weekly hours | Percent of members having a workweek of— | | | | | |
|------------------------------------|----------------------|--|----------|----------|------------|------------------------------|----------|
| | | Under 35 hours | 35 hours | 36 hours | 37.5 hours | Over 37.5 and under 40 hours | 40 hours |
| All building trades | 39.3 | 0.1 | 11.8 | 2.3 | 0.8 | (¹) | 85.0 |
| Journeyman | 39.2 | .1 | 12.6 | 2.8 | .9 | (¹) | 83.5 |
| Asbestos workers | 39.3 | - | 14.7 | - | - | - | 85.3 |
| Boilermakers | 39.6 | - | 6.7 | - | 3.1 | - | 90.3 |
| Bricklayers | 39.2 | - | 15.1 | - | 1.1 | - | 83.8 |
| Carpenters | 39.2 | - | 14.1 | 2.3 | - | - | 83.5 |
| Cement finishers | 39.6 | - | 8.1 | - | - | - | 91.9 |
| Drywall tapers | 39.9 | - | 1.8 | - | - | - | 98.2 |
| Electricians (inside wirers) | 39.1 | - | 14.2 | 2.5 | 2.5 | - | 80.8 |
| Elevator constructors | 39.4 | - | 11.3 | - | - | - | 88.7 |
| Glaziers | 39.6 | - | 6.3 | .8 | - | 2.0 | 90.9 |
| Lathers | 39.0 | - | 17.5 | 3.2 | - | - | 79.3 |
| Machinists | 40.0 | - | - | - | - | - | 100.0 |
| Marble setters | 39.2 | - | 16.2 | - | - | - | 83.8 |
| Mosaic and terrazzo workers .. | 38.9 | - | 22.6 | - | - | - | 77.4 |
| Painters | 38.5 | - | 28.3 | 1.0 | - | - | 70.7 |
| Paperhangers | 39.4 | - | 8.2 | 5.6 | - | - | 86.2 |
| Pipefitters | 39.0 | 1.6 | 8.3 | 11.9 | .3 | - | 77.9 |
| Plasterers | 39.3 | 1.1 | 10.8 | 2.0 | - | - | 86.1 |
| Plumbers | 38.9 | - | 12.2 | 10.9 | 2.0 | - | 74.9 |
| Reinforcing iron workers | 39.9 | - | 2.6 | - | - | - | 97.4 |
| Roofers, composition | 39.2 | - | 14.1 | 1.2 | - | - | 84.6 |
| Roofers, slate and tile | 38.9 | - | 21.1 | .2 | - | - | 78.7 |
| Sheet-metal workers | 39.5 | - | 8.5 | - | 4.6 | - | 86.9 |
| Stonemasons | 39.0 | - | 18.8 | - | 2.4 | - | 78.8 |
| Structural-iron workers | 39.9 | - | 2.7 | - | - | - | 97.3 |
| Tile layers | 40.0 | - | - | - | - | - | 100.0 |
| Helpers and laborers | 39.6 | - | 7.9 | .2 | - | - | 91.9 |
| Bricklayers' tenders | 38.6 | - | 26.9 | .6 | - | - | 72.6 |
| Building laborers | 39.8 | - | 4.5 | - | - | - | 95.5 |
| Composition roofers' helpers .. | 40.0 | - | .3 | - | - | - | 99.7 |
| Elevator constructors' helpers .. | 39.6 | - | 9.0 | - | - | - | 91.0 |
| Marble setters' helpers | 39.5 | - | 10.7 | - | - | - | 89.3 |
| Plasterers' laborers | 39.7 | - | 3.9 | 2.3 | - | - | 93.8 |
| Plumbers' laborers | 40.0 | - | - | - | - | - | 100.0 |
| Terrazzo workers' laborers | 39.4 | - | 11.0 | - | - | - | 89.0 |
| Tile layers' helpers | 39.9 | - | 1.2 | - | - | - | 98.8 |

¹ Less than 0.05 percent.

may not equal totals. Dash indicates no hours reported for specified interval.

NOTE: Because of rounding, sums of individual items

Table 11. Average wage rates by trade: Regions

(Average union hourly wage rates in the building trades, by region¹, July 1, 1977)

| Trade | United States | Region | | | | | | | | |
|------------------------------------|---------------|-------------|-----------------|---------------|-----------|-----------|-------------|-------------|----------|---------|
| | | New England | Middle Atlantic | Border States | Southeast | Southwest | Great Lakes | Middle West | Mountain | Pacific |
| All building trades | \$10.02 | \$9.64 | \$10.35 | \$9.45 | \$8.56 | \$8.87 | \$10.44 | \$9.87 | \$9.63 | \$10.54 |
| Journeyman | 10.44 | 10.02 | 10.80 | 9.92 | 9.07 | 9.34 | 10.76 | 10.28 | 10.15 | 11.02 |
| Asbestos workers | 10.29 | 10.02 | 10.74 | 9.72 | 9.46 | 9.73 | 10.50 | 10.29 | 9.74 | 11.53 |
| Boilermakers | 10.89 | 11.30 | 10.81 | 10.08 | 9.31 | 10.00 | 11.19 | 10.44 | 11.76 | 12.34 |
| Bricklayers | 10.39 | 10.06 | 10.92 | 9.45 | 9.37 | 9.45 | 10.81 | 9.77 | 10.22 | 10.77 |
| Carpenters | 10.25 | 9.78 | 10.81 | 9.99 | 8.85 | 9.13 | 10.75 | 10.01 | 9.74 | 10.37 |
| Cement finishers | 9.92 | 10.14 | 10.31 | 9.39 | 8.62 | 9.13 | 10.38 | 9.93 | 9.48 | 9.87 |
| Drywall tapers | 9.70 | 8.92 | 10.56 | - | 8.94 | 9.44 | 9.50 | 9.92 | 9.58 | 10.81 |
| Electricians (inside wirers) | 11.02 | 9.95 | 11.81 | 10.30 | 9.34 | 10.15 | 11.22 | 10.85 | 11.03 | 11.86 |
| Elevator constructors | 11.22 | 10.62 | 11.20 | 10.89 | 9.84 | 9.72 | 11.90 | 11.05 | 10.79 | 12.68 |
| Glaziers | 9.77 | 9.34 | 10.18 | 9.42 | 8.28 | 8.64 | 9.96 | 9.91 | 9.93 | 10.13 |
| Lathers | 10.26 | 10.04 | 10.43 | 9.61 | 9.21 | 9.22 | 10.07 | 10.39 | 9.98 | 11.15 |
| Machinists | 10.60 | 10.00 | 10.71 | 11.23 | - | 8.92 | 11.10 | 10.34 | - | 12.11 |
| Marble setters | 10.03 | 9.80 | 9.80 | 9.55 | 8.99 | 9.56 | 10.10 | 8.95 | 9.37 | 10.88 |
| Mosaic and terrazzo workers .. | 9.80 | 9.79 | 10.57 | 9.07 | 9.03 | 9.14 | 9.42 | 8.51 | 9.50 | 10.81 |
| Painters | 9.87 | 9.60 | 9.83 | 8.89 | 8.32 | 8.92 | 9.86 | 9.84 | 9.43 | 10.88 |
| Paperhangers | 9.78 | 9.21 | 9.87 | 10.01 | 8.66 | 8.88 | 9.41 | 10.01 | 9.58 | 11.47 |
| Pipefitters | 11.15 | 10.79 | 10.99 | 10.40 | 10.01 | 10.05 | 11.16 | 11.22 | 10.47 | 12.27 |
| Plasterers | 10.08 | 9.69 | 10.29 | 9.85 | 8.73 | 9.52 | 10.26 | 9.89 | 9.57 | 10.75 |
| Plumbers | 10.75 | 10.40 | 10.51 | 10.20 | 9.62 | 9.38 | 10.89 | 11.04 | 10.41 | 12.25 |
| Reinforcing iron workers | 10.07 | 10.09 | 10.58 | 9.87 | 9.10 | 7.75 | 10.84 | 9.95 | 10.47 | 10.94 |
| Roofers, composition | 9.98 | 9.66 | 10.61 | 8.18 | 8.60 | 7.89 | 10.81 | 9.36 | 9.56 | 10.26 |
| Roofers, slate and tile | 9.93 | 10.15 | 10.42 | 8.12 | 8.66 | 8.30 | 10.62 | 9.45 | 9.22 | 10.32 |
| Sheet-metal workers | 10.61 | 10.29 | 11.06 | 9.90 | 9.18 | 9.72 | 10.75 | 10.77 | 10.27 | 11.27 |
| Stonemasons | 10.33 | 9.98 | 10.34 | 9.95 | 9.31 | 10.10 | 10.51 | 9.60 | 10.13 | 10.76 |
| Structural-iron workers | 10.41 | 10.01 | 10.97 | 9.95 | 8.84 | 8.82 | 10.82 | 9.68 | 10.53 | 11.06 |
| Tile layers | 9.84 | 9.80 | 9.59 | 8.49 | 8.63 | 9.50 | 10.03 | 9.00 | 9.41 | 10.68 |
| Helpers and laborers | 8.03 | 7.89 | 8.62 | 7.16 | 6.13 | 6.46 | 8.70 | 8.16 | 7.75 | 8.19 |
| Bricklayers' tenders | 8.33 | 7.99 | 9.28 | 6.36 | 6.15 | 6.60 | 8.75 | 8.26 | 8.59 | 8.68 |
| Building laborers | 7.96 | 7.75 | 8.44 | 7.25 | 6.00 | 6.41 | 8.66 | 8.06 | 7.64 | 8.01 |
| Composition roofers' helpers .. | 6.41 | 7.85 | 6.81 | 5.42 | 5.56 | 2.95 | 7.50 | - | - | 6.47 |
| Elevator constructors' helpers | 7.93 | 7.44 | 8.08 | 7.50 | 6.80 | 6.81 | 8.28 | 7.76 | 7.52 | 8.83 |
| Marble setters' helpers | 8.43 | 8.89 | 8.49 | 9.05 | 7.84 | 7.32 | 9.41 | 9.26 | 8.82 | 7.77 |
| Plasterers' laborers | 8.25 | 8.00 | 8.79 | 7.65 | 6.38 | 6.22 | 9.04 | 8.79 | 8.72 | 9.62 |
| Plumbers' laborers | 7.64 | - | 9.02 | 7.15 | 6.13 | - | 9.32 | 9.28 | 6.77 | 8.49 |
| Terrazzo workers' laborers | 8.39 | 9.78 | 9.25 | 6.68 | 6.35 | 6.86 | 9.23 | 9.38 | 7.65 | 9.18 |
| Tile layers' helpers | 8.58 | 8.85 | 8.52 | 7.90 | 6.43 | 7.31 | 9.45 | 8.34 | 8.10 | 8.84 |

¹ The regions referred to in this study include: **New England**—Connecticut, Maine, Massachusetts, New Hampshire, Rhode Island, and Vermont; **Middle Atlantic**—New Jersey, New York, and Pennsylvania; **Border States**—Delaware, District of Columbia, Kentucky, Maryland, Virginia, and West Virginia; **Southeast**—Alabama, Florida, Georgia, Mississippi, North Carolina, South Carolina, and Tennessee; **Southwest**—Arkansas, Louisiana, Oklahoma, and Texas; **Great Lakes**—

Indiana, Michigan, Minnesota, Ohio, and Wisconsin; **Middle West**—Iowa, Kansas, Missouri, Nebraska, North Dakota, and South Dakota; **Mountain**—Arizona, Colorado, Idaho, Montana, New Mexico, Utah, and Wyoming; **Pacific**—Alaska, California, Hawaii, Nevada, Oregon, and Washington.

NOTE: Dash indicates no data reported.

Table 12. Average wage rates plus employer contributions for selected benefits: Regions

(Average union hourly wage rates plus employer contributions¹ in the building trades by region², July 1, 1977)

| Trade | United States | Region | | | | | | | | |
|------------------------------------|---------------|-------------|-----------------|---------------|-----------|-----------|-------------|-------------|----------|---------|
| | | New England | Middle Atlantic | Border States | Southeast | Southwest | Great Lakes | Middle West | Mountain | Pacific |
| All building trades | \$12.20 | \$11.47 | \$12.97 | \$10.82 | \$9.60 | \$9.94 | \$12.58 | \$11.53 | \$11.39 | \$13.85 |
| Journeyman | 12.73 | 11.98 | 13.55 | 11.41 | 10.20 | 10.50 | 13.01 | 12.05 | 12.07 | 14.37 |
| Asbestos workers | 12.73 | 12.74 | 13.47 | 11.30 | 11.10 | 11.24 | 13.65 | 12.73 | 11.83 | 14.18 |
| Boilermakers | 13.02 | 13.38 | 13.50 | 11.89 | 11.26 | 11.50 | 13.58 | 12.29 | 13.92 | 14.59 |
| Bricklayers | 12.46 | 11.82 | 14.15 | 10.64 | 10.26 | 10.31 | 12.88 | 11.66 | 11.69 | 13.53 |
| Carpenters | 12.50 | 11.29 | 13.80 | 11.26 | 9.73 | 9.98 | 12.94 | 11.47 | 11.65 | 13.72 |
| Cement finishers | 12.20 | 11.63 | 13.50 | 10.21 | 9.23 | 9.91 | 12.32 | 11.81 | 11.51 | 13.31 |
| Drywall tapers | 10.78 | 10.26 | 12.42 | - | 9.94 | 10.04 | 10.51 | 10.70 | 11.11 | 12.23 |
| Electricians (inside wirers) | 13.38 | 12.12 | 14.22 | 12.00 | 11.12 | 11.67 | 13.60 | 13.02 | 13.18 | 15.40 |
| Elevator constructors | 12.97 | 12.33 | 13.44 | 12.45 | 11.33 | 11.20 | 13.58 | 12.61 | 12.41 | 14.34 |
| Glaziers | 11.63 | 11.05 | 12.44 | 10.34 | 9.28 | 9.76 | 11.42 | 11.82 | 10.93 | 12.80 |
| Lathers | 11.99 | 11.23 | 12.88 | 10.28 | 9.69 | 10.18 | 11.83 | 11.12 | 11.28 | 13.44 |
| Machinists | 11.64 | 10.70 | 12.41 | 12.56 | - | 9.42 | 12.63 | 11.57 | - | 13.18 |
| Marble setters | 12.03 | 11.69 | 11.87 | 11.07 | 10.01 | 9.87 | 11.85 | 10.16 | 10.35 | 13.91 |
| Mosaic and terrazzo workers .. | 11.39 | 11.66 | 12.56 | 10.14 | 9.82 | 9.43 | 10.93 | 9.16 | 10.44 | 13.57 |
| Painters | 11.52 | 11.24 | 11.80 | 9.91 | 9.08 | 9.64 | 11.34 | 10.77 | 11.11 | 13.24 |
| Paperhangers | 11.25 | 10.53 | 11.12 | 11.78 | 9.42 | 9.71 | 10.85 | 11.08 | 10.99 | 13.90 |
| Pipefitters | 13.95 | 13.03 | 13.58 | 12.34 | 11.36 | 11.83 | 13.67 | 14.29 | 12.52 | 16.74 |
| Plasterers | 11.97 | 10.82 | 12.38 | 10.25 | 9.59 | 10.23 | 12.15 | 11.05 | 11.23 | 13.95 |
| Plumbers | 13.39 | 12.64 | 13.42 | 11.95 | 11.10 | 10.55 | 13.37 | 13.00 | 12.40 | 16.76 |
| Reinforcing iron workers | 12.63 | 12.78 | 13.71 | 11.82 | 10.30 | 9.32 | 13.57 | 11.70 | 13.02 | 14.39 |
| Roofers, composition | 11.82 | 11.68 | 13.49 | 8.97 | 9.08 | 8.28 | 12.70 | 10.78 | 10.63 | 12.73 |
| Roofers, slate and tile | 11.75 | -12.00 | 12.45 | 8.59 | 8.97 | 8.64 | 12.34 | 11.37 | 10.64 | 12.90 |
| Sheet-metal workers | 13.00 | 12.69 | 13.69 | 11.81 | 10.63 | 10.90 | 13.05 | 12.58 | 12.42 | 14.97 |
| Stonemasons | 12.49 | 11.89 | 12.41 | 11.54 | 10.18 | 10.96 | 12.56 | 11.43 | 12.05 | 13.88 |
| Structural-iron workers | 13.28 | 12.78 | 14.64 | 12.04 | 9.96 | 10.37 | 14.08 | 11.87 | 12.91 | 14.38 |
| Tile layers | 11.78 | 11.68 | 11.94 | 9.44 | 9.47 | 9.86 | 11.84 | 10.76 | 10.45 | 13.43 |
| Helpers and laborers | 9.74 | 9.13 | 10.73 | 7.95 | 6.76 | 7.03 | 10.27 | 9.38 | 8.96 | 11.25 |
| Bricklayers' tenders | 9.88 | 9.25 | 11.38 | 6.90 | 6.75 | 7.20 | 10.19 | 9.45 | 9.70 | 11.91 |
| Building laborers | 9.75 | 8.96 | 10.60 | 8.05 | 6.54 | 6.97 | 10.27 | 9.25 | 8.87 | 11.13 |
| Composition roofers' helpers .. | 7.76 | 9.75 | 9.04 | 6.03 | 6.29 | 3.20 | 9.10 | - | - | 8.43 |
| Elevator constructors' helpers | 9.45 | 8.92 | 10.05 | 8.86 | 8.11 | 8.11 | 9.73 | 9.12 | 8.93 | 10.25 |
| Marble setters' helpers | 9.94 | 10.22 | 10.81 | 9.99 | 9.29 | 7.62 | 10.70 | 9.61 | 9.04 | 10.37 |
| Plasterers' laborers | 9.91 | 9.21 | 10.68 | 8.47 | 7.23 | 6.73 | 10.63 | 10.11 | 9.97 | 12.91 |
| Plumbers' laborers | 8.82 | - | 11.34 | 7.91 | 6.73 | - | 10.93 | 10.97 | 7.91 | 11.04 |
| Terrazzo workers' laborers | 9.67 | 10.57 | 10.90 | 7.06 | 6.94 | 7.42 | 10.06 | 9.62 | 8.45 | 11.84 |
| Tile layers' helpers | 10.20 | 10.14 | 10.05 | 8.69 | 7.06 | 7.53 | 10.73 | 9.72 | 9.50 | 11.41 |

¹ Includes employer contributions to insurance (life insurance, hospitalization, medical, surgical, and other similar types of health and welfare programs) and pension funds and vacation payments to a fund or to the workers as provided in labor-management contracts. Averages presented are for a straight-time hour; in actual practice, however, some employer payments are calculated for total hours worked or gross payroll.

Average refers to all workers in the classification, including those for whom employer contributions were not specified in their particular

contracts. Such situations were included in the average computation as zero contributions.

Some contracts also provide additional payments to other funds such as apprenticeship and unemployment benefits. Information on payments to these funds was not collected.

² See table 11, footnote 1, for definition of regions.

NOTE: Dash indicates no data reported.

Table 13. Cents-per-hour and percent changes in average wage rates by trade: Regions

(Changes in union hourly wage rates in the building trades by region¹, July 1, 1976–July 1, 1977)

| Trade | United States | | Region | | | | | | | |
|------------------------------------|----------------|---------|----------------|---------|-----------------|---------|----------------|---------|----------------|---------|
| | | | New England | | Middle Atlantic | | Border States | | Southeast | |
| | Cents per hour | Percent | Cents per hour | Percent | Cents per hour | Percent | Cents per hour | Percent | Cents per hour | Percent |
| All building trades | 56 | 5.9 | 30 | 3.2 | 48 | 4.8 | 53 | 5.9 | 38 | 4.7 |
| Journeyemen | 58 | 5.8 | 31 | 3.2 | 50 | 4.9 | 55 | 5.8 | 40 | 4.6 |
| Asbestos workers | 66 | 6.8 | 70 | 7.5 | 85 | 8.6 | 49 | 5.4 | 88 | 10.3 |
| Boilermakers | 78 | 7.7 | 62 | 5.8 | 65 | 6.4 | 57 | 6.0 | 50 | 5.7 |
| Bricklayers | 51 | 5.2 | 16 | 1.6 | 41 | 3.9 | 53 | 5.9 | 36 | 4.0 |
| Carpenters | 51 | 5.3 | 27 | 2.8 | 45 | 4.3 | 43 | 4.5 | 37 | 4.4 |
| Cement finishers | 48 | 5.1 | 27 | 2.7 | 32 | 3.2 | 49 | 5.5 | 34 | 4.1 |
| Drywall tapers | 58 | 6.4 | 32 | 3.7 | 62 | 6.5 | - | - | 35 | 4.0 |
| Electricians (inside wirers) | 68 | 6.6 | 25 | 2.6 | 34 | 3.0 | 62 | 6.4 | 50 | 5.6 |
| Elevator constructors | 67 | 6.4 | 39 | 3.8 | 49 | 4.5 | 65 | 6.3 | 55 | 5.9 |
| Glaziers | 56 | 6.0 | 21 | 2.3 | 49 | 5.1 | 56 | 6.3 | 23 | 2.9 |
| Lathers | 60 | 6.2 | 48 | 5.1 | 41 | 4.1 | 64 | 7.2 | 29 | 3.3 |
| Machinists | 66 | 6.6 | 50 | 5.3 | 16 | 1.5 | 85 | 8.2 | - | - |
| Marble setters | 59 | 6.2 | 6 | .7 | 59 | 6.4 | 76 | 8.6 | 13 | 1.5 |
| Mosaic and terrazzo workers .. | 54 | 5.8 | 7 | .7 | 72 | 7.3 | 77 | 9.2 | 13 | 1.4 |
| Painters | 58 | 6.2 | 31 | 3.4 | 60 | 6.5 | 51 | 6.1 | 35 | 4.4 |
| Paperhangers | 58 | 6.3 | 31 | 3.5 | 49 | 5.2 | 64 | 6.8 | 31 | 3.7 |
| Pipefitters | 71 | 6.8 | 69 | 6.8 | 81 | 8.0 | 82 | 8.6 | 62 | 6.6 |
| Plasterers | 56 | 5.9 | 30 | 3.2 | 33 | 3.3 | 75 | 8.2 | 14 | 1.6 |
| Plumbers | 62 | 6.1 | 20 | 2.0 | 40 | 3.9 | 76 | 8.1 | 42 | 4.6 |
| Reinforcing iron workers | 36 | 3.7 | 21 | 2.1 | 44 | 4.3 | 38 | 4.0 | 21 | 2.3 |
| Roofers, composition | 57 | 6.1 | 39 | 4.2 | 55 | 5.5 | 46 | 5.9 | 44 | 5.4 |
| Roofers, slate and tile | 92 | 10.2 | 51 | 5.3 | 70 | 7.1 | 41 | 5.3 | 62 | 7.8 |
| Sheet-metal workers | 62 | 6.2 | 35 | 3.5 | 59 | 5.6 | 57 | 6.1 | 41 | 4.6 |
| Stonemasons | 46 | 4.7 | 3 | .3 | 43 | 4.4 | 66 | 7.1 | 26 | 2.8 |
| Structural-iron workers | 52 | 5.3 | 24 | 2.4 | 73 | 7.1 | 38 | 4.0 | 18 | 2.1 |
| Tile layers | 58 | 6.3 | 7 | .7 | 39 | 4.3 | 68 | 8.7 | 20 | 2.4 |
| Helpers and laborers | 48 | 6.4 | 24 | 3.1 | 38 | 4.6 | 43 | 6.4 | 32 | 5.5 |
| Bricklayers' tenders | 51 | 6.5 | 25 | 3.2 | 41 | 4.6 | 54 | 9.3 | 36 | 6.2 |
| Building laborers | 48 | 6.4 | 25 | 3.3 | 36 | 4.5 | 42 | 6.2 | 33 | 5.8 |
| Composition roofers' helpers .. | 16 | 2.6 | -2 | -.2 | 21 | 3.1 | 6 | 1.0 | 17 | 3.1 |
| Elevator constructors' helpers .. | 46 | 6.2 | 28 | 4.0 | 36 | 4.6 | 47 | 6.7 | 28 | 4.4 |
| Marble setters' helpers | 32 | 3.9 | 18 | 2.1 | 31 | 3.8 | 56 | 6.6 | - | - |
| Plasterers' laborers | 47 | 6.0 | 25 | 3.2 | 45 | 5.4 | 41 | 5.7 | 24 | 3.8 |
| Plumbers' laborers | 51 | 7.2 | - | - | 60 | 7.1 | 35 | 5.1 | 38 | 6.6 |
| Terrazzo workers' laborers | 45 | 5.6 | 1 | .2 | 38 | 4.3 | 49 | 8.0 | 21 | 3.4 |
| Tile layers' helpers | 44 | 5.3 | 18 | 2.0 | 41 | 5.0 | 32 | 4.2 | 27 | 4.4 |

See footnotes at end of table.

Table 13. Cents-per-hour and percent changes in average wage rates by trade: Regions—Continued

(Changes in union hourly wage rates in the building trades by region¹, July 1, 1976–July 1, 1977)

| Trade | Region | | | | | | | | | |
|------------------------------------|----------------|---------|----------------|---------|----------------|---------|----------------|---------|----------------|---------|
| | Southwest | | Great Lakes | | Middle West | | Mountain | | Pacific | |
| | Cents per hour | Percent | Cents per hour | Percent | Cents per hour | Percent | Cents per hour | Percent | Cents per hour | Percent |
| All building trades | 59 | 7.2 | 64 | 6.6 | 54 | 5.7 | 74 | 8.3 | 60 | 6.1 |
| Journeyman | 62 | 7.1 | 64 | 6.3 | 54 | 5.5 | 71 | 7.6 | 65 | 6.3 |
| Asbestos workers | 43 | 4.6 | 51 | 5.1 | 74 | 7.8 | 62 | 6.8 | 71 | 6.6 |
| Boilermakers | 100 | 11.1 | 57 | 5.4 | 85 | 8.9 | 94 | 8.7 | 107 | 9.5 |
| Bricklayers | 47 | 5.2 | 59 | 5.8 | 32 | 3.4 | 53 | 5.4 | 83 | 8.4 |
| Carpenters | 63 | 7.4 | 70 | 7.0 | 37 | 3.9 | 67 | 7.4 | 43 | 4.4 |
| Cement finishers | 60 | 7.0 | 59 | 6.1 | 45 | 4.8 | 79 | 9.1 | 40 | 4.3 |
| Drywall tapers | 63 | 7.1 | 51 | 5.7 | 86 | 9.5 | 56 | 6.2 | 55 | 5.5 |
| Electricians (inside wirers) | 69 | 7.3 | 66 | 6.2 | 64 | 6.3 | 90 | 8.8 | 118 | 11.0 |
| Elevator constructors | 66 | 7.3 | 80 | 7.3 | 71 | 6.9 | 91 | 9.2 | 94 | 8.0 |
| Glaziers | 64 | 8.0 | 60 | 6.4 | 65 | 7.0 | 75 | 8.2 | 64 | 6.7 |
| Lathers | 66 | 7.7 | 61 | 6.4 | 113 | 12.1 | 142 | 16.5 | 61 | 5.8 |
| Machinists | 76 | 9.4 | 51 | 4.8 | 9 | .9 | - | - | 101 | 9.1 |
| Marble setters | 53 | 5.8 | 46 | 4.8 | 20 | 2.3 | 76 | 8.8 | 95 | 9.6 |
| Mosaic and terrazzo workers .. | 66 | 7.8 | 42 | 4.7 | 7 | .8 | 59 | 6.6 | 92 | 9.3 |
| Painters | 52 | 6.2 | 57 | 6.1 | 72 | 7.9 | 72 | 8.3 | 63 | 6.2 |
| Paperhangers | 49 | 5.8 | 58 | 6.5 | 64 | 6.8 | 86 | 9.9 | 79 | 7.4 |
| Pipefitters | 70 | 7.5 | 62 | 5.8 | 89 | 8.6 | 49 | 4.9 | 74 | 6.4 |
| Plasterers | 57 | 6.4 | 57 | 5.9 | 47 | 5.0 | 46 | 5.0 | 91 | 9.3 |
| Plumbers | 57 | 6.5 | 70 | 6.9 | 69 | 6.7 | 63 | 6.4 | 85 | 7.4 |
| Reinforcing iron workers | 43 | 5.9 | 48 | 4.7 | 48 | 5.1 | 59 | 6.0 | 17 | 1.6 |
| Roofers, composition | 51 | 6.9 | 56 | 5.5 | 61 | 6.9 | 64 | 7.2 | 83 | 8.8 |
| Roofers, slate and tile | 47 | 6.0 | 71 | 7.1 | 80 | 9.2 | 75 | 8.8 | 159 | 18.2 |
| Sheet-metal workers | 76 | 8.5 | 62 | 6.1 | 44 | 4.2 | 87 | 9.2 | 76 | 7.2 |
| Stonemasons | 49 | 5.0 | 47 | 4.7 | 13 | 1.4 | 30 | 3.1 | 63 | 6.2 |
| Structural-iron workers | 44 | 5.2 | 63 | 6.2 | 48 | 5.2 | 67 | 6.7 | 34 | 3.1 |
| Tile layers | 50 | 5.6 | 52 | 5.5 | 27 | 3.1 | 76 | 8.7 | 96 | 9.9 |
| Helpers and laborers | 47 | 7.8 | 66 | 8.2 | 53 | 7.0 | 82 | 11.8 | 38 | 4.9 |
| Bricklayers' tenders | 44 | 7.1 | 70 | 8.7 | 74 | 9.8 | 95 | 12.5 | 29 | 3.4 |
| Building laborers | 48 | 8.0 | 67 | 8.4 | 50 | 6.6 | 82 | 12.1 | 37 | 4.8 |
| Composition roofers' helpers .. | 25 | 9.3 | 18 | 2.5 | - | - | - | - | 34 | 5.6 |
| Elevator constructors' helpers .. | 41 | 6.3 | 53 | 6.8 | 52 | 7.1 | 65 | 9.4 | 63 | 7.7 |
| Marble setters' helpers | 59 | 8.7 | 45 | 5.0 | 62 | 7.2 | 4 | .5 | 56 | 7.7 |
| Plasterers' laborers | 52 | 9.2 | 54 | 6.4 | 44 | 5.3 | 103 | 13.5 | 44 | 4.8 |
| Plumbers' laborers | - | - | 79 | 9.3 | 46 | 5.2 | 50 | 8.0 | 52 | 6.5 |
| Terrazzo workers' laborers | 41 | 6.3 | 56 | 6.4 | 64 | 7.3 | 58 | 8.1 | 59 | 6.8 |
| Tile layers' helpers | 46 | 6.6 | 50 | 5.6 | 49 | 6.2 | 26 | 3.3 | 54 | 6.4 |

¹ See table 11, footnote 1, for definition of regions.

NOTE: Cents-per-hour and percent changes were calculated by averaging year-to-year increases with year-to-year decreases and no-change situations, weighted by current-year membership. Thus, relatively small increases may reflect the inclusion of cities where rates declined or remained unchanged for a trade.

Variations in the size of annual increases from survey to survey may be due, in part, to the timing of negotiations in relation to the July 1 survey reference date, and do not include increases made later that are retroactive to July 1 or before. Such retroactive increases are included in the wage rates reported in the following year's survey.

Dash indicates no data reported.

Table 14. Average wage rates and employer contributions for selected benefits: Selected cities by population group

(Average union hourly wage rates and employer contributions¹ in the building trades by city, July 1, 1977)

| City by population group | Average rate per hour | Average employer contribution per hour ¹ | Average rate plus employer contribution per hour ¹ | City by population group | Average rate per hour | Average employer contribution per hour ¹ | Average rate plus employer contribution per hour ¹ |
|---|-----------------------|---|---|---|-----------------------|---|---|
| All cities | \$10.02 | \$2.18 | \$12.20 | Cincinnati, Ohio | \$10.83 | \$1.70 | \$12.52 |
| Population group I (1,000,000 and over) | | | | Fort Worth, Tex | 8.95 | .93 | 9.88 |
| Chicago, Ill | 10.50 | 2.85 | 13.35 | Honolulu, Hawaii | 9.30 | 3.27 | 12.57 |
| Chicago, Ill | 10.72 | 1.79 | 12.51 | Long Beach, Calif | 10.54 | 3.79 | 14.33 |
| Detroit, Mich | 10.68 | 3.27 | 13.95 | Louisville, Ky | 9.77 | 1.53 | 11.30 |
| Houston, Tex | 9.70 | 1.39 | 11.08 | Miami, Fla | 8.67 | 1.43 | 10.09 |
| Los Angeles, Calif | 10.48 | 3.69 | 14.17 | Minneapolis-St. Paul, Minn | 9.78 | 1.70 | 11.48 |
| New York, N.Y | 10.57 | 3.38 | 13.96 | Nashville-Davidson, Tenn | 8.71 | .80 | 9.51 |
| Philadelphia, Pa | 10.15 | 2.56 | 12.72 | Newark, N.J | 10.74 | 2.39 | 13.13 |
| Population group II (500,000 to 1,000,000) | | | | Norfolk, Va | 8.34 | .84 | 9.19 |
| Baltimore, Md | 9.21 | 1.55 | 10.76 | Omaha, Nebr | 9.46 | 1.46 | 10.92 |
| Boston, Mass | 10.06 | 2.09 | 12.15 | Portland, Ore | 10.87 | 2.44 | 13.31 |
| Cleveland, Ohio | 11.04 | 2.64 | 13.68 | Rochester, N.Y | 10.05 | 2.02 | 12.07 |
| Columbus, Ohio | 9.94 | 1.47 | 11.41 | Sacramento, Calif | 10.71 | 3.79 | 14.50 |
| Dallas, Tex | 9.12 | 1.03 | 10.15 | Toledo, Ohio | 11.47 | 2.25 | 13.72 |
| Denver, Colo | 9.50 | 1.97 | 11.47 | Wichita, Kans | 9.46 | 1.09 | 10.55 |
| Indianapolis, Ind | 10.21 | 1.59 | 11.80 | Population group IV (100,000 to 250,000) | 9.49 | 1.81 | 11.30 |
| Jacksonville, Fla | 8.47 | 1.34 | 9.80 | Albany, N.Y | 9.58 | 1.83 | 11.42 |
| Kansas City, Mo | 10.26 | 1.66 | 11.92 | Chattanooga, Tenn | 8.33 | .85 | 9.18 |
| Memphis, Tenn | 9.39 | 1.05 | 10.44 | Corpus Christi, Tex | 8.30 | .95 | 9.26 |
| Milwaukee, Wis | 10.21 | 2.35 | 12.55 | Flint, Mich | 9.86 | 2.49 | 12.35 |
| New Orleans, La | 9.24 | 1.01 | 10.26 | Fremont, Calif | 11.28 | 3.78 | 15.07 |
| Phoenix, Ariz | 10.01 | 2.19 | 12.20 | Fresno, Calif | 10.84 | 3.30 | 14.14 |
| Pittsburgh, Pa | 10.29 | 1.80 | 12.09 | Grand Rapids, Mich | 9.08 | 1.89 | 10.97 |
| St. Louis, Mo | 10.12 | 2.04 | 12.16 | Hammond, Ind | 10.36 | 1.70 | 12.06 |
| San Antonio, Tex | 8.25 | 1.24 | 9.49 | Huntsville, Ala | 8.48 | .77 | 9.26 |
| San Diego, Calif | 10.52 | 3.33 | 13.84 | New Bedford, Mass | 9.31 | 1.87 | 11.17 |
| San Francisco, Calif | 11.50 | 3.65 | 15.15 | New Haven, Conn | 9.46 | 1.42 | 10.87 |
| Seattle, Wash | 10.96 | 2.23 | 13.19 | Providence, R.I | 9.17 | 1.92 | 11.09 |
| Washington, D.C | 10.16 | 1.53 | 11.69 | Riverside, Calif | 10.26 | 3.73 | 13.99 |
| Population group III (250,000 to 500,000) | | | | Rockford, Ill | 10.70 | 1.37 | 12.07 |
| Akron, Ohio | 10.41 | 1.88 | 12.30 | St. Petersburg, Fla | 8.45 | 1.11 | 9.57 |
| Atlanta, Ga | 8.63 | 1.34 | 9.97 | Salt Lake City, Utah | 9.46 | 1.34 | 10.80 |
| Buffalo, N.Y | 10.83 | 2.23 | 13.06 | Santa Ana, Calif | 9.94 | 3.51 | 13.46 |
| | | | | Scranton, Pa | 10.00 | 1.76 | 11.76 |
| | | | | Spokane, Wash | 10.30 | 1.84 | 12.14 |
| | | | | Stamford, Conn | 9.71 | 1.68 | 11.39 |

¹ Includes employer contributions to insurance (life insurance, hospitalization, medical, surgical, and other similar types of health and welfare programs) and pension funds and vacation payments to a fund or to the workers as provided in labor-management contracts. Averages presented are for a straight-time hour; in actual practice, however, some employer payments are calculated for total hours worked or gross payroll.

Average refers to all workers in the classification, including those for whom employer contributions were not specified in their particular

contracts. Such situations were included in the average computation as zero contributions.

Some contracts also provide additional payments to other funds such as apprenticeship and unemployment benefits. Information on payments to these funds was not collected.

NOTE: Because of rounding, sums of individual items may not equal totals.

Table 15. Average wage rates and employer contributions for selected benefits: Selected cities by region

(Average union hourly wage rates and employer contributions¹ in the building trades by city, July 1, 1977)

| City by region ² | Average rate per hour | Average employer contribution per hour ¹ | Average rate plus employer contribution per hour ¹ | City by region ² | Average rate per hour | Average employer contribution per hour ¹ | Average rate plus employer contribution per hour ¹ |
|---------------------------------------|-----------------------|---|---|---|-----------------------|---|---|
| All cities | \$10.02 | \$2.18 | \$12.20 | Great Lakes | \$10.44 | \$2.14 | \$12.58 |
| New England | 9.64 | 1.83 | 11.47 | Akron, Ohio (III) | 10.41 | 1.88 | 12.30 |
| Boston, Mass. (II) | 10.06 | 2.09 | 12.15 | Chicago, Ill. (I) | 10.72 | 1.79 | 12.51 |
| New Bedford, Mass. (IV) | 9.31 | 1.87 | 11.17 | Cincinnati, Ohio (III) | 10.83 | 1.70 | 12.52 |
| New Haven, Conn. (IV) | 9.46 | 1.42 | 10.87 | Cleveland, Ohio (II) | 11.04 | 2.64 | 13.68 |
| Providence, R.I. (IV) | 9.17 | 1.92 | 11.09 | Columbus, Ohio (II) | 9.94 | 1.47 | 11.41 |
| Stamford, Conn. (IV) | 9.71 | 1.68 | 11.39 | Detroit, Mich. (I) | 10.68 | 3.27 | 13.95 |
| Middle Atlantic | 10.35 | 2.62 | 12.97 | Flint, Mich. (IV) | 9.86 | 2.49 | 12.35 |
| Albany, N.Y. (IV) | 9.58 | 1.83 | 11.42 | Grand Rapids, Mich. (IV) | 9.08 | 1.89 | 10.97 |
| Buffalo, N.Y. (III) | 10.83 | 2.23 | 13.06 | Hammond, Ind. (IV) | 10.36 | 1.70 | 12.06 |
| New York, N.Y. (I) | 10.57 | 3.38 | 13.96 | Indianapolis, Ind. (II) | 10.21 | 1.59 | 11.80 |
| Newark, N.J. (III) | 10.74 | 2.39 | 13.13 | Milwaukee, Wis. (II) | 10.21 | 2.35 | 12.55 |
| Philadelphia, Pa. (I) | 10.15 | 2.56 | 12.72 | Minneapolis-St. Paul, Minn. (III) | 9.78 | 1.70 | 11.48 |
| Pittsburgh, Pa. (II) | 10.29 | 1.80 | 12.09 | Rockford, Ill. (IV) | 10.70 | 1.37 | 12.07 |
| Rochester, N.Y. (III) | 10.05 | 2.02 | 12.07 | Toledo, Ohio (III) | 11.47 | 2.25 | 13.72 |
| Scranton, Pa. (IV) | 10.00 | 1.76 | 11.76 | Middle West | 9.87 | 1.66 | 11.53 |
| Border States | 9.45 | 1.37 | 10.82 | Kansas City, Mo. (II) | 10.26 | 1.66 | 11.92 |
| Baltimore, Md. (II) | 9.21 | 1.55 | 10.76 | Omaha, Nebr. (III) | 9.46 | 1.46 | 10.92 |
| Louisville, Ky. (III) | 9.77 | 1.53 | 11.30 | St. Louis, Mo. (II) | 10.12 | 2.04 | 12.16 |
| Norfolk, Va. (III) | 8.34 | .84 | 9.19 | Wichita, Kans. (III) | 9.46 | 1.09 | 10.55 |
| Washington, D.C. (II) | 10.16 | 1.53 | 11.69 | Mountain | 9.63 | 1.77 | 11.39 |
| Southeast | 8.56 | 1.05 | 9.60 | Denver, Colo. (II) | 9.50 | 1.97 | 11.47 |
| Atlanta, Ga. (III) | 8.63 | 1.34 | 9.97 | Phoenix, Ariz. (II) | 10.01 | 2.19 | 12.20 |
| Chattanooga, Tenn. (IV) | 8.33 | .85 | 9.18 | Salt Lake City, Utah (IV) | 9.46 | 1.34 | 10.80 |
| Huntsville, Ala. (IV) | 8.48 | .77 | 9.26 | Pacific | 10.54 | 3.30 | 13.85 |
| Jacksonville, Fla. (II) | 8.47 | 1.34 | 9.80 | Fremont, Calif. (IV) | 11.28 | 3.78 | 15.07 |
| Memphis, Tenn. (II) | 9.39 | 1.05 | 10.44 | Fresno, Calif. (IV) | 10.84 | 3.30 | 14.14 |
| Miami, Fla. (III) | 8.67 | 1.43 | 10.09 | Honolulu, Hawaii (III) | 9.30 | 3.27 | 12.57 |
| Nashville-Davidson, Tenn. (III) | 8.71 | .80 | 9.51 | Long Beach, Calif. (III) | 10.54 | 3.79 | 14.33 |
| St. Petersburg, Fla. (IV) | 8.45 | 1.11 | 9.57 | Los Angeles, Calif. (I) | 10.48 | 3.69 | 14.17 |
| Southwest | 8.87 | 1.06 | 9.94 | Portland, Oreg. (III) | 10.87 | 2.44 | 13.31 |
| Corpus Christi, Tex. (IV) | 8.30 | .95 | 9.26 | Riverside, Calif. (IV) | 10.26 | 3.73 | 13.99 |
| Dallas, Tex. (II) | 9.12 | 1.03 | 10.15 | Sacramento, Calif. (III) | 10.71 | 3.79 | 14.50 |
| Fort Worth, Tex. (III) | 8.95 | .93 | 9.88 | San Diego, Calif. (II) | 10.52 | 3.33 | 13.84 |
| Houston, Tex. (I) | 9.70 | 1.39 | 11.08 | San Francisco, Calif. (II) | 11.50 | 3.65 | 15.15 |
| New Orleans, La. (II) | 9.24 | 1.01 | 10.26 | Santa Ana, Calif. (IV) | 9.94 | 3.51 | 13.46 |
| San Antonio, Tex. (II) | 8.25 | 1.24 | 9.49 | Seattle, Wash. (II) | 10.96 | 2.23 | 13.19 |
| | | | | Spokane, Wash. (IV) | 10.30 | 1.84 | 12.14 |

¹ Includes employer contributions to insurance (life insurance, hospitalization, medical, surgical, and other similar types of health and welfare programs) and pension funds and vacation payments to a fund or to the workers as provided in labor-management contracts. Averages presented are for a straight-time hour; in actual practice, however, some employer payments are calculated for total hours worked or gross payroll.

Average refers to all workers in the classification, including those for whom employer contributions were not specified in their particular contracts. Such situations were included in the average computation as zero contributions.

Some contracts also provide additional payments to other funds such as apprenticeship and unemployment benefits. Information on payments to these funds was not collected.

² See table 11, footnote 1, for definitions of regions. Population size is shown in parentheses as follows: Group I = 1,000,000 or more; Group II = 500,000 to 1,000,000; Group III = 250,000 to 500,000; and Group IV = 100,000 to 250,000.

NOTE: Because of rounding, sums of individual items may not equal totals.

Table 16. Average wage rates and employer contributions for selected benefits, journeymen and laborers: Selected cities by population group

(Average union hourly wage rates and employer contributions¹ in the building trades, July 1, 1977)

| City by population group | Average rate per hour | Average employer contribution per hour ¹ | Average rate plus employer contribution per hour ¹ | City by population group | Average rate per hour | Average employer contribution per hour ¹ | Average rate plus employer contribution per hour ¹ |
|---|-----------------------|---|---|---|-----------------------|---|---|
| Journeymen | | | | | | | |
| All cities | \$10.44 | \$2.28 | \$12.73 | Cincinnati, Ohio | \$10.99 | \$1.81 | \$12.81 |
| | | | | Fort Worth, Tex | 9.75 | 1.02 | 10.76 |
| Population group I (1,000,000 and over) | 10.88 | 2.97 | 13.85 | Honolulu, Hawaii | 9.74 | 3.58 | 13.32 |
| Chicago, Ill | 11.08 | 1.82 | 12.89 | Long Beach, Calif | 11.19 | 3.91 | 15.10 |
| Detroit, Mich | 10.90 | 3.39 | 14.29 | Louisville, Ky | 10.11 | 1.64 | 11.76 |
| Houston, Tex | 10.10 | 1.52 | 11.63 | Miami, Fla | 9.15 | 1.44 | 10.59 |
| Los Angeles, Calif | 10.74 | 3.73 | 14.47 | Minneapolis-St. Paul, Minn | 10.12 | 1.85 | 11.97 |
| New York, N.Y | 11.05 | 3.58 | 14.64 | Nashville-Davidson, Tenn | 9.05 | .83 | 9.88 |
| Philadelphia, Pa | 10.77 | 2.90 | 13.67 | Newark, N.J | 10.97 | 2.47 | 13.44 |
| | | | | Norfolk, Va | 8.94 | .94 | 9.88 |
| Population group II (500,000 to 1,000,000) | 10.55 | 2.13 | 12.67 | Omaha, Nebr | 10.10 | 1.68 | 11.78 |
| Baltimore, Md | 9.82 | 1.76 | 11.58 | Portland, Oreg | 11.11 | 2.45 | 13.55 |
| Boston, Mass | 10.46 | 2.23 | 12.70 | Rochester, N.Y | 10.73 | 2.02 | 12.76 |
| Cleveland, Ohio | 11.23 | 2.74 | 13.98 | Sacramento, Calif | 11.62 | 3.73 | 15.35 |
| Columbus, Ohio | 10.58 | 1.64 | 12.21 | Toledo, Ohio | 11.67 | 2.39 | 14.06 |
| Dallas, Tex | 9.74 | 1.14 | 10.87 | Wichita, Kans | 9.99 | 1.17 | 11.16 |
| Denver, Colo | 10.07 | 2.18 | 12.25 | | | | |
| Indianapolis, Ind | 10.80 | 1.72 | 12.53 | Population group IV (100,000 to 250,000) | 9.91 | 1.89 | 11.80 |
| Jacksonville, Fla | 8.89 | 1.46 | 10.34 | Albany, N.Y | 10.01 | 1.86 | 11.87 |
| Kansas City, Mo | 10.55 | 1.70 | 12.25 | Chattanooga, Tenn | 8.95 | .96 | 9.91 |
| Memphis, Tenn | 9.79 | 1.11 | 10.90 | Corpus Christi, Tex | 8.66 | 1.02 | 9.68 |
| Milwaukee, Wis | 10.50 | 2.43 | 12.93 | Flint, Mich | 10.14 | 2.62 | 12.76 |
| New Orleans, La | 9.72 | 1.15 | 10.87 | Fremont, Calif | 11.83 | 3.81 | 15.65 |
| Phoenix, Ariz | 10.58 | 2.28 | 12.86 | Fresno, Calif | 11.06 | 3.26 | 14.32 |
| Pittsburgh, Pa | 10.50 | 1.85 | 12.35 | Grand Rapids, Mich | 9.52 | 1.97 | 11.49 |
| St. Louis, Mo | 10.34 | 2.11 | 12.45 | Hammond, Ind | 11.13 | 1.93 | 13.06 |
| San Antonio, Tex | 8.87 | 1.37 | 10.24 | Huntsville, Ala | 9.26 | .80 | 10.06 |
| San Diego, Calif | 11.43 | 3.38 | 14.81 | New Bedford, Mass | 9.63 | 2.02 | 11.65 |
| San Francisco, Calif | 11.97 | 3.67 | 15.64 | New Haven, Conn | 9.88 | 1.50 | 11.38 |
| Seattle, Wash | 11.28 | 2.27 | 13.55 | Providence, R.I | 9.53 | 2.07 | 11.60 |
| Washington, D.C | 10.53 | 1.64 | 12.17 | Riverside, Calif | 11.20 | 3.80 | 15.00 |
| Population group III (250,000 to 500,000) | 10.38 | 2.06 | 12.44 | Rockford, Ill | 10.82 | 1.41 | 12.23 |
| Akron, Ohio | 10.50 | 1.95 | 12.44 | St. Petersburg, Fla | 8.67 | 1.14 | 9.81 |
| Atlanta, Ga | 9.15 | 1.51 | 10.66 | Salt Lake City, Utah | 9.95 | 1.50 | 11.45 |
| Buffalo, N.Y | 11.62 | 2.17 | 13.79 | Santa Ana, Calif | 10.73 | 3.57 | 14.30 |
| | | | | Scranton, Pa | 10.15 | 1.88 | 12.03 |
| | | | | Spokane, Wash | 10.94 | 1.93 | 12.87 |
| | | | | Stamford, Conn | 10.00 | 1.77 | 11.77 |

See footnotes at end of table.

Table 16. Average wage rates and employer contributions for selected benefits, journeymen and laborers: Selected cities by population group—Continued

(Average union hourly wage rates and employer contributions¹ in the building trades, July 1, 1977)

| City by population group | Average rate per hour | Average employer contribution per hour ¹ | Average rate plus employer contribution per hour ¹ | City by population group | Average rate per hour | Average employer contribution per hour ¹ | Average rate plus employer contribution per hour ¹ |
|------------------------------|-----------------------|---|---|----------------------------------|-----------------------|---|---|
| Helpers and laborers | | | | | | | |
| All cities | \$8.03 | \$1.71 | \$9.74 | Cincinnati, Ohio | \$9.98 | \$1.09 | \$11.07 |
| Population group I | | | | Fort Worth, Tex | 6.44 | .68 | 7.12 |
| (1,000,000 and over) | 8.56 | 2.22 | 10.77 | Honolulu, Hawaii | 7.62 | 2.08 | 9.70 |
| Chicago, Ill | 8.59 | 1.63 | 10.22 | Long Beach, Calif | 8.08 | 3.33 | 11.41 |
| Detroit, Mich | 9.00 | 2.41 | 11.41 | Louisville, Ky | 7.49 | .81 | 8.31 |
| Houston, Tex | 7.63 | .71 | 8.34 | Miami, Fla | 6.80 | 1.39 | 8.19 |
| Los Angeles, Calif | 7.89 | 3.33 | 11.22 | Minneapolis-St. Paul, Minn | 8.37 | 1.10 | 9.46 |
| New York, N.Y | 8.89 | 2.69 | 11.58 | Nashville-Davidson, Tenn | 6.20 | .58 | 6.78 |
| Philadelphia, Pa | 8.34 | 1.59 | 9.93 | Newark, N.J | 8.33 | 1.54 | 9.87 |
| Population group II | | | | Norfolk, Va | 5.37 | .38 | 5.75 |
| (500,000 to 1,000,000) | 8.15 | 1.62 | 9.76 | Omaha, Nebr | 7.80 | .90 | 8.70 |
| Baltimore, Md | 7.09 | .81 | 7.91 | Portland, Oreg | 8.39 | 2.42 | 10.80 |
| Boston, Mass | 7.90 | 1.32 | 9.22 | Rochester, N.Y | 8.02 | 2.02 | 10.03 |
| Cleveland, Ohio | 10.00 | 2.13 | 12.14 | Sacramento, Calif | 8.58 | 3.94 | 12.53 |
| Columbus, Ohio | 8.02 | .95 | 8.97 | Toledo, Ohio | 10.44 | 1.55 | 11.99 |
| Dallas, Tex | 6.52 | .59 | 7.12 | Wichita, Kans | 7.10 | .75 | 7.85 |
| Denver, Colo | 7.11 | 1.07 | 8.18 | Population group IV | | | |
| Indianapolis, Ind | 7.69 | 1.00 | 8.70 | (100,000 to 250,000) | 7.54 | 1.44 | 8.99 |
| Jacksonville, Fla | 5.36 | .45 | 5.80 | Albany, N.Y | 8.57 | 1.77 | 10.34 |
| Kansas City, Mo | 8.16 | 1.33 | 9.49 | Chattanooga, Tenn | 6.23 | .46 | 6.69 |
| Memphis, Tenn | 6.49 | .57 | 7.06 | Corpus Christi, Tex | 5.23 | .39 | 5.62 |
| Milwaukee, Wis | 9.08 | 2.03 | 11.11 | Flint, Mich | 7.86 | 1.58 | 9.43 |
| New Orleans, La | 7.25 | .46 | 7.70 | Fremont, Calif | 8.72 | 3.64 | 12.36 |
| Phoenix, Ariz | 8.34 | 1.91 | 10.25 | Fresno, Calif | 8.47 | 3.73 | 12.20 |
| Pittsburgh, Pa | 8.73 | 1.41 | 10.14 | Grand Rapids, Mich | 6.49 | 1.41 | 7.90 |
| St. Louis, Mo | 9.05 | 1.74 | 10.79 | Hammond, Ind | 8.29 | 1.08 | 9.38 |
| San Antonio, Tex | 5.37 | .63 | 6.00 | Huntsville, Ala | 4.87 | .65 | 5.52 |
| San Diego, Calif | 8.15 | 3.18 | 11.33 | New Bedford, Mass | 8.10 | 1.30 | 9.40 |
| San Francisco, Calif | 8.91 | 3.51 | 12.41 | New Haven, Conn | 7.75 | 1.07 | 8.82 |
| Seattle, Wash | 8.70 | 1.94 | 10.64 | Providence, R.I | 7.80 | 1.34 | 9.14 |
| Washington, D.C | 8.31 | 1.03 | 9.34 | Riverside, Calif | 8.51 | 3.61 | 12.12 |
| Population group III | | | | Rockford, Ill | 9.12 | .92 | 10.05 |
| (250,000 to 500,000) | 7.86 | 1.58 | 9.44 | St. Petersburg, Fla | 6.34 | .80 | 7.15 |
| Akron, Ohio | 9.50 | 1.19 | 10.69 | Salt Lake City, Utah | 7.70 | .76 | 8.46 |
| Atlanta, Ga | 6.03 | .50 | 6.53 | Santa Ana, Calif | 7.90 | 3.37 | 11.27 |
| Buffalo, N.Y | 8.29 | 2.44 | 10.73 | Scranton, Pa | 8.96 | .90 | 9.86 |
| | | | | Spokane, Wash | 7.82 | 1.52 | 9.34 |
| | | | | Stamford, Conn | 7.79 | 1.05 | 8.84 |

¹ Includes employer contributions to insurance (life insurance, hospitalization, medical, surgical, and other similar types of health and welfare programs) and pension funds and vacation payments to a fund or to the workers as provided in labor-management contracts. Averages presented are for a straight-time hour; in actual practice, however, some employer payments are calculated for total hours worked or gross payroll.

Average refers to all workers in the classification, including those for whom employer contributions were not specified in their particular

contracts. Such situations were included in the average computation as zero contributions.

Some contracts also provide additional payments to other funds such as apprenticeship and unemployment benefits. Information on payments to these funds was not collected.

NOTE: Because of rounding, sums of individual items may not equal totals.

Table 17. Average wage rates and employer contributions for selected benefits, journeymen and laborers: Selected cities by region

(Average union hourly wage rates and employer contributions¹ in the building trades by city, July 1, 1977)

| City by region ² | Average rate per hour | Average employer contribution per hour ¹ | Average rate plus employer contribution per hour ¹ | City by region ² | Average rate per hour | Average employer contribution per hour ¹ | Average rate plus employer contribution per hour ¹ |
|---------------------------------------|-----------------------|---|---|---|-----------------------|---|---|
| Journeymen | | | | | | | |
| All cities | \$10.44 | \$2.28 | \$12.73 | Great Lakes | \$10.76 | \$2.25 | \$13.01 |
| New England | 10.02 | 1.96 | 11.98 | Akron, Ohio (III) | 10.50 | 1.95 | 12.44 |
| Boston, Mass. (II) | 10.46 | 2.23 | 12.70 | Chicago, Ill. (I) | 11.08 | 1.82 | 12.89 |
| New Bedford, Mass. (IV) | 9.63 | 2.02 | 11.65 | Cincinnati, Ohio (III) | 10.99 | 1.81 | 12.81 |
| New Haven, Conn. (IV) | 9.88 | 1.50 | 11.38 | Cleveland, Ohio (II) | 11.23 | 2.74 | 13.98 |
| Providence, R.I. (IV) | 9.53 | 2.07 | 11.60 | Columbus, Ohio (II) | 10.58 | 1.64 | 12.21 |
| Stamford, Conn. (IV) | 10.00 | 1.77 | 11.77 | Detroit, Mich. (I) | 10.90 | 3.39 | 14.29 |
| Middle Atlantic | 10.80 | 2.75 | 13.55 | Flint, Mich. (IV) | 10.14 | 2.62 | 12.76 |
| Albany, N.Y. (IV) | 10.01 | 1.86 | 11.87 | Grand Rapids, Mich. (IV) | 9.52 | 1.97 | 11.49 |
| Buffalo, N.Y. (III) | 11.62 | 2.17 | 13.79 | Hammond, Ind. (IV) | 11.13 | 1.93 | 13.06 |
| New York, N.Y. (I) | 11.05 | 3.58 | 14.64 | Indianapolis, Ind. (II) | 10.80 | 1.72 | 12.53 |
| Newark, N.J. (III) | 10.97 | 2.47 | 13.44 | Milwaukee, Wis. (II) | 10.50 | 2.43 | 12.93 |
| Philadelphia, Pa. (I) | 10.77 | 2.90 | 13.67 | Minneapolis-St. Paul, Minn. (III) | 10.12 | 1.85 | 11.97 |
| Pittsburgh, Pa. (II) | 10.50 | 1.85 | 12.35 | Rockford, Ill. (IV) | 10.82 | 1.41 | 12.23 |
| Rochester, N.Y. (III) | 10.73 | 2.02 | 12.76 | Toledo, Ohio (III) | 11.67 | 2.39 | 14.06 |
| Scranton, Pa. (IV) | 10.15 | 1.88 | 12.03 | Middle West | 10.28 | 1.77 | 12.05 |
| Border States | 9.92 | 1.49 | 11.41 | Kansas City, Mo. (II) | 10.55 | 1.70 | 12.25 |
| Baltimore, Md. (II) | 9.82 | 1.76 | 11.58 | Omaha, Nebr. (III) | 10.10 | 1.68 | 11.78 |
| Louisville, Ky. (III) | 10.11 | 1.64 | 11.76 | St. Louis, Mo. (II) | 10.34 | 2.11 | 12.45 |
| Norfolk, Va. (III) | 8.94 | .94 | 9.88 | Wichita, Kans. (III) | 9.99 | 1.17 | 11.16 |
| Washington, D.C. (II) | 10.53 | 1.64 | 12.17 | Mountain | 10.15 | 1.92 | 12.07 |
| Southeast | 9.07 | 1.13 | 10.20 | Denver, Colo. (II) | 10.07 | 2.18 | 12.25 |
| Atlanta, Ga. (III) | 9.15 | 1.51 | 10.66 | Phoenix, Ariz. (II) | 10.58 | 2.28 | 12.86 |
| Chattanooga, Tenn. (IV) | 8.95 | .96 | 9.91 | Salt Lake City, Utah (IV) | 9.95 | 1.50 | 11.45 |
| Huntsville, Ala. (IV) | 9.26 | .80 | 10.06 | Pacific | 11.02 | 3.35 | 14.37 |
| Jacksonville, Fla. (II) | 8.89 | 1.46 | 10.34 | Fremont, Calif. (IV) | 11.83 | 3.81 | 15.65 |
| Memphis, Tenn. (II) | 9.79 | 1.11 | 10.90 | Fresno, Calif. (IV) | 11.06 | 3.26 | 14.32 |
| Miami, Fla. (III) | 9.15 | 1.44 | 10.59 | Honolulu, Hawaii (III) | 9.74 | 3.58 | 13.32 |
| Nashville-Davidson, Tenn. (III) | 9.05 | .83 | 9.88 | Long Beach, Calif. (III) | 11.19 | 3.91 | 15.10 |
| St. Petersburg, Fla. (IV) | 8.67 | 1.14 | 9.81 | Los Angeles, Calif. (I) | 10.74 | 3.73 | 14.47 |
| Southwest | 9.34 | 1.16 | 10.50 | Portland, Oreg. (III) | 11.11 | 2.45 | 13.55 |
| Corpus Christi, Tex. (IV) | 8.66 | 1.02 | 9.68 | Riverside, Calif. (IV) | 11.20 | 3.80 | 15.00 |
| Dallas, Tex. (II) | 9.74 | 1.14 | 10.87 | Sacramento, Calif. (III) | 11.62 | 3.73 | 15.35 |
| Fort Worth, Tex. (III) | 9.75 | 1.02 | 10.76 | San Diego, Calif. (II) | 11.43 | 3.38 | 14.81 |
| Houston, Tex. (I) | 10.10 | 1.52 | 11.63 | San Francisco, Calif. (I) | 11.97 | 3.67 | 15.64 |
| New Orleans, La. (II) | 9.72 | 1.15 | 10.87 | Santa Ana, Calif. (IV) | 10.73 | 3.57 | 14.30 |
| San Antonio, Tex. (II) | 8.87 | 1.37 | 10.24 | Seattle, Wash. (II) | 11.28 | 2.27 | 13.55 |
| | | | | Spokane, Wash. (IV) | 10.94 | 1.93 | 12.87 |

See footnotes at end of table.

Table 17. Average wage rates and employer contributions for selected benefits, journeymen and laborers: Selected cities by region—Continued

(Average union hourly wage rates and employer contributions¹ in the building trades by city, July 1, 1977)

| City by region ² | Average rate per hour | Average employer contribution per hour ¹ | Average rate plus employer contribution per hour ¹ | City by region ² | Average rate per hour | Average employer contribution per hour ¹ | Average rate plus employer contribution per hour ¹ |
|---------------------------------------|-----------------------|---|---|---|-----------------------|---|---|
| Helpers and laborers | | | | | | | |
| All cities | \$8.03 | \$1.71 | \$9.74 | Great Lakes | \$8.70 | \$1.57 | \$10.27 |
| New England | 7.89 | 1.24 | 9.13 | Akron, Ohio (III) | 9.50 | 1.19 | 10.69 |
| Boston, Mass. (II) | 7.90 | 1.32 | 9.22 | Chicago, Ill. (I) | 8.59 | 1.63 | 10.22 |
| New Bedford, Mass. (IV) | 8.10 | 1.30 | 9.40 | Cincinnati, Ohio (III) | 9.98 | 1.09 | 11.07 |
| New Haven, Conn. (IV) | 7.75 | 1.07 | 8.82 | Cleveland, Ohio (II) | 10.00 | 2.13 | 12.14 |
| Providence, R.I. (IV) | 7.80 | 1.34 | 9.14 | Columbus, Ohio (II) | 8.02 | .95 | 8.97 |
| Stamford, Conn. (IV) | 7.79 | 1.05 | 8.84 | Detroit, Mich. (I) | 9.00 | 2.41 | 11.41 |
| Middle Atlantic | 8.62 | 2.11 | 10.73 | Flint, Mich. (IV) | 7.86 | 1.58 | 9.43 |
| Albany, N.Y. (IV) | 8.57 | 1.77 | 10.34 | Grand Rapids, Mich. (IV) | 6.49 | 1.41 | 7.90 |
| Buffalo, N.Y. (III) | 8.29 | 2.44 | 10.73 | Hammond, Ind. (IV) | 8.29 | 1.08 | 9.38 |
| New York, N.Y. (I) | 8.89 | 2.69 | 11.58 | Indianapolis, Ind. (II) | 7.69 | 1.00 | 8.70 |
| Newark, N.J. (III) | 8.33 | 1.54 | 9.87 | Milwaukee, Wis. (II) | 9.08 | 2.03 | 11.11 |
| Philadelphia, Pa. (I) | 8.34 | 1.59 | 9.93 | Minneapolis-St. Paul, Minn. (III) | 8.37 | 1.10 | 9.46 |
| Pittsburgh, Pa. (II) | 8.73 | 1.41 | 10.14 | Rockford, Ill. (IV) | 9.12 | .92 | 10.05 |
| Rochester, N.Y. (III) | 8.02 | 2.02 | 10.03 | Toledo, Ohio (III) | 10.44 | 1.55 | 11.99 |
| Scranton, Pa. (IV) | 8.96 | .90 | 9.86 | Middle West | 8.16 | 1.22 | 9.38 |
| Border States | 7.16 | .78 | 7.95 | Kansas City, Mo. (II) | 8.16 | 1.33 | 9.49 |
| Baltimore, Md. (II) | 7.09 | .81 | 7.91 | Omaha, Nebr. (III) | 7.80 | .90 | 8.70 |
| Louisville, Ky. (III) | 7.49 | .81 | 8.31 | St. Louis, Mo. (II) | 9.05 | 1.74 | 10.79 |
| Norfolk, Va. (III) | 5.37 | .38 | 5.75 | Wichita, Kans. (III) | 7.10 | .75 | 7.85 |
| Washington, D.C. (II) | 8.31 | 1.03 | 9.34 | Mountain | 7.75 | 1.21 | 8.96 |
| Southeast | 6.13 | .63 | 6.76 | Denver, Colo. (II) | 7.11 | 1.07 | 8.18 |
| Atlanta, Ga. (III) | 6.03 | .50 | 6.53 | Phoenix, Ariz. (II) | 8.34 | 1.91 | 10.25 |
| Chattanooga, Tenn. (IV) | 6.23 | .46 | 6.69 | Salt Lake City, Utah (IV) | 7.70 | .76 | 8.46 |
| Huntsville, Ala. (IV) | 4.87 | .65 | 5.52 | Pacific | 8.19 | 3.06 | 11.25 |
| Jacksonville, Fla. (II) | 5.36 | .45 | 5.80 | Fremont, Calif. (IV) | 8.72 | 3.64 | 12.36 |
| Memphis, Tenn. (II) | 6.49 | .57 | 7.06 | Fresno, Calif. (IV) | 8.47 | 3.73 | 12.20 |
| Miami, Fla. (III) | 6.80 | 1.39 | 8.19 | Honolulu, Hawaii (III) | 7.62 | 2.08 | 9.70 |
| Nashville-Davidson, Tenn. (III) | 6.20 | .58 | 6.78 | Long Beach, Calif. (III) | 8.08 | 3.33 | 11.41 |
| St. Petersburg, Fla. (IV) | 6.34 | .80 | 7.15 | Los Angeles, Calif. (I) | 7.89 | 3.33 | 11.22 |
| Southwest | 6.46 | .57 | 7.03 | Portland, Ore. (III) | 8.39 | 2.42 | 10.80 |
| Corpus Christi, Tex. (IV) | 5.23 | .39 | 5.62 | Riverside, Calif. (IV) | 8.51 | 3.61 | 12.12 |
| Dallas, Tex. (II) | 6.52 | .59 | 7.12 | Sacramento, Calif. (III) | 8.58 | 3.94 | 12.53 |
| Fort Worth, Tex. (III) | 6.44 | .68 | 7.12 | San Diego, Calif. (II) | 8.15 | 3.18 | 11.33 |
| Houston, Tex. (I) | 7.63 | .71 | 8.34 | San Francisco, Calif. (II) | 8.91 | 3.51 | 12.41 |
| New Orleans, La. (II) | 7.25 | .46 | 7.70 | Santa Ana, Calif. (IV) | 7.90 | 3.37 | 11.27 |
| San Antonio, Tex. (II) | 5.37 | .63 | 6.00 | Seattle, Wash. (II) | 8.70 | 1.94 | 10.64 |
| | | | | Spokane, Wash. (IV) | 7.82 | 1.52 | 9.34 |

¹ Includes employer contributions to insurance (life insurance, hospitalization, medical, surgical, and other similar types of health and welfare programs) and pension funds and vacation payments to a fund or to the workers as provided in labor-management contracts. Averages presented are for a straight-time hour; in actual practice, however, some employer payments are calculated for total hours worked or gross payroll.

Average refers to all workers in the classification, including those for whom employer contributions were not specified in their particular contracts. Such situations were included in the average computation as zero contributions.

Some contracts also provide additional payments to other funds such as apprenticeship and unemployment benefits. Information on payments to these funds was not collected.

² See table 11, footnote 1, for definitions of regions. Population size is shown in parentheses as follows: Group I = 1,000,000 or more; Group II = 500,000 to 1,000,000; Group III = 250,000 to 500,000; and Group IV = 100,000 to 250,000.

NOTE: Because of rounding, sums of individual items may not equal totals.

Table 18. Cents-per-hour and percent changes in average wage rates: Selected cities by population group

(Changes in union hourly wage rates in the building trades by city, July 1, 1976–July 1, 1977)

| City by population group | Amount of change | | | | | |
|---|------------------------|------------|----------------------|------------|------------|----------------------|
| | Cents per hour changes | | | Percent | | |
| | All trades | Journeyman | Helpers and laborers | All trades | Journeyman | Helpers and laborers |
| All cities | 56 | 58 | 48 | 5.9 | 5.8 | 6.4 |
| Population group I (1,000,000 and over) | | | | | | |
| Chicago, Ill | 51 | 52 | 51 | 5.1 | 5.0 | 6.3 |
| Detroit, Mich | 67 | 66 | 72 | 6.7 | 6.4 | 9.2 |
| Houston, Tex | 74 | 75 | 68 | 7.4 | 7.3 | 8.2 |
| Los Angeles, Calif | 56 | 54 | 66 | 6.1 | 5.6 | 9.5 |
| New York, N.Y | 30 | 32 | 4 | 2.9 | 3.1 | .5 |
| Philadelphia, Pa | 43 | 42 | 46 | 4.2 | 4.0 | 5.4 |
| Population group II (500,000 to 1,000,000) | 48 | 48 | 51 | 5.0 | 4.6 | 6.5 |
| Baltimore, Md | 64 | 64 | 64 | 6.8 | 6.5 | 8.5 |
| Boston, Mass | 56 | 62 | 37 | 6.5 | 6.7 | 5.5 |
| Cleveland, Ohio | 43 | 46 | 27 | 4.5 | 4.6 | 3.5 |
| Columbus, Ohio | 77 | 63 | 151 | 7.5 | 5.9 | 17.7 |
| Dallas, Tex | 57 | 48 | 84 | 6.1 | 4.8 | 11.7 |
| Denver, Colo | 63 | 69 | 39 | 7.5 | 7.6 | 6.4 |
| Indianapolis, Ind | 58 | 55 | 70 | 6.5 | 5.8 | 10.9 |
| Jacksonville, Fla | 69 | 73 | 53 | 7.3 | 7.3 | 7.5 |
| Kansas City, Mo | 29 | 31 | 21 | 3.6 | 3.6 | 4.2 |
| Memphis, Tenn | 58 | 65 | 9 | 6.0 | 6.6 | 1.1 |
| Milwaukee, Wis | 57 | 57 | 58 | 6.4 | 6.1 | 9.7 |
| New Orleans, La | 63 | 59 | 79 | 6.6 | 5.9 | 9.6 |
| Phoenix, Ariz | 55 | 56 | 50 | 6.3 | 6.1 | 7.4 |
| Pittsburgh, Pa | 93 | 88 | 109 | 10.2 | 9.0 | 15.0 |
| San Antonio, Tex | 77 | 78 | 70 | 8.1 | 8.1 | 8.7 |
| San Diego, Calif | 46 | 47 | 44 | 4.8 | 4.8 | 5.1 |
| San Francisco, Calif | 51 | 56 | 28 | 6.6 | 6.7 | 5.5 |
| Seattle, Wash | 94 | 98 | 83 | 9.8 | 9.4 | 11.3 |
| Washington, D.C | 77 | 81 | 53 | 7.1 | 7.3 | 6.3 |
| | 64 | 69 | 33 | 6.2 | 6.4 | 4.0 |
| | 57 | 60 | 38 | 5.9 | 6.1 | 4.8 |

See note at end of table.

Table 18. Cents-per-hour and percent changes in average wage rates: Selected cities by population group—Continued

(Changes in union hourly wage rates in the building trades by city, July 1, 1976–July 1, 1977)

| City by population group | Amount of change | | | | | |
|---|------------------------|------------|----------------------|------------|------------|----------------------|
| | Cents per hour changes | | | Percent | | |
| | All trades | Journeymen | Helpers and laborers | All trades | Journeymen | Helpers and laborers |
| Population group III (250,000 to 500,000) | | | | | | |
| Akron, Ohio | 57 | 60 | 45 | 6.1 | 6.1 | 6.0 |
| Atlanta, Ga | 77 | 81 | 43 | 8.0 | 8.3 | 4.8 |
| Buffalo, N.Y | 36 | 40 | 21 | 4.4 | 4.5 | 3.6 |
| Cincinnati, Ohio | 53 | 63 | 18 | 5.1 | 5.8 | 2.3 |
| Fort Worth, Tex | 70 | 70 | 70 | 6.9 | 6.8 | 7.5 |
| Honolulu, Hawaii | 59 | 68 | 30 | 7.0 | 7.5 | 4.9 |
| Long Beach, Calif | 112 | 116 | 90 | 13.6 | 13.6 | 13.5 |
| Louisville, Ky | 47 | 57 | 8 | 4.7 | 5.4 | 1.0 |
| Miami, Fla | 36 | 34 | 47 | 3.8 | 3.5 | 6.7 |
| Minneapolis-St. Paul, Minn | 5 | 4 | 7 | .6 | .5 | 1.0 |
| Nashville-Davidson, Tenn | 59 | 61 | 50 | 6.4 | 6.4 | 6.4 |
| Newark, N.J | 64 | 63 | 67 | 7.9 | 7.5 | 12.2 |
| Norfolk, Va | 51 | 51 | 46 | 5.0 | 4.9 | 5.8 |
| Omaha, Nebr | 60 | 61 | 54 | 7.7 | 7.3 | 11.2 |
| Portland, Oreg | 57 | 48 | 83 | 6.5 | 4.9 | 11.9 |
| Rochester, N.Y | 81 | 84 | 51 | 8.1 | 8.2 | 6.4 |
| Sacramento, Calif | 30 | 39 | (¹) | 3.0 | 3.8 | (¹) |
| Toledo, Ohio | 62 | 67 | 51 | 6.1 | 6.1 | 6.3 |
| Wichita, Kans | 42 | 43 | 35 | 3.8 | 3.9 | 3.5 |
| | 58 | 62 | 40 | 6.5 | 6.6 | 6.0 |
| Population group IV (100,000 to 250,000) | | | | | | |
| Albany, N.Y | 52 | 56 | 32 | 5.8 | 6.0 | 4.5 |
| Chattanooga, Tenn | 13 | 18 | 1 | 1.4 | 1.9 | .1 |
| Corpus Christi, Tex | 47 | 49 | 40 | 5.9 | 5.8 | 6.8 |
| Flint, Mich | 63 | 64 | 56 | 8.2 | 8.0 | 12.0 |
| Fremont, Calif | 57 | 62 | 16 | 6.1 | 6.5 | 2.1 |
| Fresno, Calif | 96 | 108 | 40 | 9.3 | 10.0 | 4.8 |
| Grand Rapids, Mich | 63 | 64 | 49 | 6.2 | 6.2 | 6.1 |
| Hammond, Ind | 54 | 57 | 39 | 6.4 | 6.4 | 6.4 |
| Huntsville, Ala | 48 | 45 | 55 | 4.8 | 4.2 | 7.1 |
| New Bedford, Mass | 46 | 48 | 35 | 5.7 | 5.5 | 7.7 |
| New Haven, Conn | 18 | 17 | 22 | 2.0 | 1.8 | 2.8 |
| Providence, R.I | 22 | 22 | 22 | 2.4 | 2.3 | 2.9 |
| Riverside, Calif | 30 | 31 | 24 | 3.4 | 3.4 | 3.2 |
| Rockford, Ill | 57 | 70 | 30 | 5.8 | 6.7 | 3.7 |
| St. Petersburg, Fla | 59 | 58 | 62 | 5.8 | 5.7 | 7.2 |
| Salt Lake City, Utah | 12 | 13 | 5 | 1.5 | 1.5 | .9 |
| Santa Ana, Calif | 72 | 73 | 69 | 8.3 | 7.9 | 9.9 |
| Scranton, Pa | 45 | 62 | 1 | 4.7 | 6.1 | .1 |
| Spokane, Wash | 89 | 93 | 63 | 9.8 | 10.0 | 7.5 |
| Stamford, Conn | 57 | 71 | 5 | 5.9 | 6.9 | .7 |
| | 27 | 27 | 25 | 2.8 | 2.7 | 3.3 |

¹ Less than 0.05 percent.

NOTE: Cents-per-hour and percent changes were calculated by averaging year-to-year increases with year-to-year decreases and no-change situations, weighted by current-year membership. Thus, relatively small increases may reflect the inclusion of cities where rates declined or remained unchanged for a trade.

Variations in the size of annual increases from survey to survey may be due, in part, to the timing of negotiations in relation to the July 1 survey reference date, and do not include increases made later that are retroactive to July 1 or before. Such retroactive increases are included in the wage rates reported in the following year's survey.

Dash indicates no data reported.

Table 19. Cents-per-hour and percent changes in average wage rates: Selected cities by region

(Changes in union hourly wage rates in the building trades by city, July 1, 1976–July 1, 1977)

| City by region ¹ | Amount of change | | | | | |
|---------------------------------------|------------------------|------------|----------------------|------------|------------|----------------------|
| | Cents per hour changes | | | Percent | | |
| | All trades | Journeyman | Helpers and laborers | All trades | Journeyman | Helpers and laborers |
| All cities | 56 | 58 | 48 | 5.9 | 5.8 | 6.4 |
| New England | 30 | 31 | 24 | 3.2 | 3.2 | 3.1 |
| Boston, Mass. (II) | 43 | 46 | 27 | 4.5 | 4.6 | 3.5 |
| New Bedford, Mass. (IV) | 18 | 17 | 22 | 2.0 | 1.8 | 2.8 |
| New Haven, Conn. (IV) | 22 | 22 | 22 | 2.4 | 2.3 | 2.9 |
| Providence, R.I. (IV) | 30 | 31 | 24 | 3.4 | 3.4 | 3.2 |
| Stamford, Conn. (IV) | 27 | 27 | 25 | 2.8 | 2.7 | 3.3 |
| Middle Atlantic | 48 | 50 | 38 | 4.8 | 4.9 | 4.6 |
| Albany, N.Y. (IV) | 13 | 18 | 1 | 1.4 | 1.9 | .1 |
| Buffalo, N.Y. (III) | 53 | 63 | 18 | 5.1 | 5.8 | 2.3 |
| New York, N.Y. (I) | 43 | 42 | 46 | 4.2 | 4.0 | 5.4 |
| Newark, N.J. (III) | 51 | 51 | 46 | 5.0 | 4.9 | 5.8 |
| Philadelphia, Pa. (I) | 48 | 48 | 51 | 5.0 | 4.6 | 6.5 |
| Pittsburgh, Pa. (II) | 77 | 78 | 70 | 8.1 | 8.1 | 8.7 |
| Rochester, N.Y. (III) | 30 | 39 | (²) | 3.0 | 3.8 | (²) |
| Scranton, Pa. (IV) | 89 | 93 | 63 | 9.8 | 10.0 | 7.5 |
| Border States | 53 | 55 | 43 | 5.9 | 5.8 | 6.4 |
| Baltimore, Md. (II) | 56 | 62 | 37 | 6.5 | 6.7 | 5.5 |
| Louisville, Ky. (III) | 36 | 34 | 47 | 3.8 | 3.5 | 6.7 |
| Norfolk, Va. (III) | 60 | 61 | 54 | 7.7 | 7.3 | 11.2 |
| Washington, D.C. (II) | 57 | 60 | 38 | 5.9 | 6.1 | 4.8 |
| Southeast | 38 | 40 | 32 | 4.7 | 4.6 | 5.5 |
| Atlanta, Ga. (III) | 36 | 40 | 21 | 4.4 | 4.5 | 3.6 |
| Chattanooga, Tenn. (IV) | 47 | 49 | 40 | 5.9 | 5.8 | 6.8 |
| Huntsville, Ala. (IV) | 46 | 48 | 35 | 5.7 | 5.5 | 7.7 |
| Jacksonville, Fla. (II) | 29 | 31 | 21 | 3.6 | 3.6 | 4.2 |
| Memphis, Tenn. (II) | 57 | 57 | 58 | 6.4 | 6.1 | 9.7 |
| Miami, Fla. (III) | 5 | 4 | 7 | .6 | .5 | 1.0 |
| Nashville-Davidson, Tenn. (III) | 64 | 63 | 67 | 7.9 | 7.5 | 12.2 |
| St. Petersburg, Fla. (IV) | 12 | 13 | 5 | 1.5 | 1.5 | .9 |
| Southwest | 59 | 62 | 47 | 7.2 | 7.1 | 7.8 |
| Corpus Christi, Tex. (IV) | 63 | 64 | 56 | 8.2 | 8.0 | 12.0 |
| Dallas, Tex. (II) | 63 | 69 | 39 | 7.5 | 7.6 | 6.4 |
| Fort Worth, Tex. (III) | 59 | 68 | 30 | 7.0 | 7.5 | 4.9 |
| Houston, Tex. (I) | 56 | 54 | 66 | 6.1 | 5.6 | 9.5 |
| New Orleans, La. (II) | 55 | 56 | 50 | 6.3 | 6.1 | 7.4 |
| San Antonio, Tex. (II) | 51 | 56 | 28 | 6.6 | 6.7 | 5.5 |

See footnotes at end of table.

Table 19. Cents-per-hour and percent changes in average wage rates: Selected cities by region—Continued

(Changes in union hourly wage rates in the building trades by city, July 1, 1976–July 1, 1977)

| City by region ¹ | Amount of change | | | | | |
|---|------------------------|------------|----------------------|------------|------------|----------------------|
| | Cents per hour changes | | | Percent | | |
| | All trades | Journeyman | Helpers and laborers | All trades | Journeyman | Helpers and laborers |
| Great Lakes | 64 | 64 | 66 | 6.6 | 6.3 | 8.2 |
| Akron, Ohio (III) | 77 | 81 | 43 | 8.0 | 8.3 | 4.8 |
| Chicago, Ill. (I) | 67 | 66 | 72 | 6.7 | 6.4 | 9.2 |
| Cincinnati, Ohio (III) | 70 | 70 | 70 | 6.9 | 6.8 | 7.5 |
| Cleveland, Ohio (II) | 77 | 63 | 151 | 7.5 | 5.9 | 17.7 |
| Columbus, Ohio (II) | 57 | 48 | 84 | 6.1 | 4.8 | 11.7 |
| Detroit, Mich. (I) | 74 | 75 | 68 | 7.4 | 7.3 | 8.2 |
| Flint, Mich. (IV) | 57 | 62 | 16 | 6.1 | 6.5 | 2.1 |
| Grand Rapids, Mich. (IV) | 54 | 57 | 39 | 6.4 | 6.4 | 6.4 |
| Hammond, Ind. (IV) | 48 | 45 | 55 | 4.8 | 4.2 | 7.1 |
| Indianapolis, Ind. (II) | 69 | 73 | 53 | 7.3 | 7.3 | 7.5 |
| Milwaukee, Wis. (II) | 63 | 59 | 79 | 6.6 | 5.9 | 9.6 |
| Minneapolis-St. Paul, Minn. (III) | 59 | 61 | 50 | 6.4 | 6.4 | 6.4 |
| Rockford, Ill. (IV) | 59 | 58 | 62 | 5.8 | 5.7 | 7.2 |
| Toledo, Ohio (III) | 42 | 43 | 35 | 3.8 | 3.9 | 3.5 |
| Middle West | 54 | 54 | 53 | 5.7 | 5.5 | 7.0 |
| Kansas City, Mo. (II) | 58 | 65 | 9 | 6.0 | 6.6 | 1.1 |
| Omaha, Nebr. (III) | 57 | 48 | 83 | 6.5 | 4.9 | 11.9 |
| St. Louis, Mo. (II) | 46 | 47 | 44 | 4.8 | 4.8 | 5.1 |
| Wichita, Kans. (III) | 58 | 62 | 40 | 6.5 | 6.6 | 6.0 |
| Mountain | 74 | 71 | 82 | 8.3 | 7.6 | 11.8 |
| Denver, Colo. (II) | 58 | 55 | 70 | 6.5 | 5.8 | 10.9 |
| Phoenix, Ariz. (II) | 93 | 88 | 109 | 10.2 | 9.0 | 15.0 |
| Salt Lake City, Utah (IV) | 72 | 73 | 69 | 8.3 | 7.9 | 9.9 |
| Pacific | 60 | 65 | 38 | 6.1 | 6.3 | 4.9 |
| Fremont, Calif. (IV) | 96 | 108 | 40 | 9.3 | 10.0 | 4.8 |
| Fresno, Calif. (IV) | 63 | 64 | 49 | 6.2 | 6.2 | 6.1 |
| Honolulu, Hawaii (III) | 112 | 116 | 90 | 13.6 | 13.6 | 13.5 |
| Long Beach, Calif. (III) | 47 | 57 | 8 | 4.7 | 5.4 | 1.0 |
| Los Angeles, Calif. (I) | 30 | 32 | 4 | 2.9 | 3.1 | .5 |
| Portland, Oreg. (III) | 81 | 84 | 51 | 8.1 | 8.2 | 6.4 |
| Riverside, Calif. (IV) | 57 | 70 | 30 | 5.8 | 6.7 | 3.7 |
| Sacramento, Calif. (III) | 62 | 67 | 51 | 6.1 | 6.1 | 6.3 |
| San Diego, Calif. (II) | 94 | 98 | 83 | 9.8 | 9.4 | 11.3 |
| San Francisco, Calif. (II) | 77 | 81 | 53 | 7.1 | 7.3 | 6.3 |
| Santa Ana, Calif. (IV) | 45 | 62 | 1 | 4.7 | 6.1 | .1 |
| Seattle, Wash. (II) | 64 | 69 | 33 | 6.2 | 6.4 | 4.0 |
| Spokane, Wash. (IV) | 57 | 71 | 5 | 5.9 | 6.9 | .7 |

¹ See table 11, footnote 1, for definitions of regions. Population size is shown in parentheses as follows: Group I = 1,000,000 or more; Group II = 500,000 to 1,000,000; Group III = 250,000 to 500,000; and Group IV = 100,000 to 250,000.

² Less than 0.05 percent.

Table 20. Wage rates, hours, and employer contributions for selected benefits: Selected cities

(Union hourly wage rates, July 1, 1976, and wage rates, straight-time weekly hours, and employer insurance, pension, vacation, and other contributions to funds in the building trades, July 1, 1977)

| City and job classification | July 1, 1976 | | July 1, 1977 | | | | | | | | |
|--|----------------------------|----------------------------|-----------------------------|---|---------|---------|---------|--------------------|--------------------|--------------------|--------------------|
| | Rate per hour ¹ | Rate per hour ¹ | Hours per week ² | Employer contributions for selected benefits ³ | | | | | | | |
| | | | | Insurance ⁴ | | Pension | | Vacation | | Other ⁵ | |
| | | | | Dollars | Percent | Dollars | Percent | Dollars | Percent | Dollars | Percent |
| Akron, Ohio | | | | | | | | | | | |
| Building construction | | | | | | | | | | | |
| Journeyman | | | | | | | | | | | |
| Asbestos workers | \$9.835 | \$10.685 | 40.00 | 0.550 | - | 0.800 | - | ⁶ 1.500 | - | 0.030 | - |
| Boilermakers | 10.480 | 11.030 | 40.00 | .800 | - | 1.100 | - | ⁶ 1.000 | - | - | - |
| Bricklayers | 10.070 | 10.610 | 40.00 | .730 | - | .550 | - | ⁶ 1.000 | - | .080 | - |
| Residential | 8.200 | 8.610 | 40.00 | .730 | - | .550 | - | ⁶ 1.000 | - | .080 | - |
| Carpenters | 10.000 | 11.550 | 40.00 | .500 | - | .700 | - | - | - | .060 | - |
| Cement masons | 10.090 | 10.690 | 40.00 | .600 | - | .750 | - | - | - | .080 | - |
| Residential | 9.020 | 9.620 | 40.00 | .600 | - | .750 | - | - | - | .080 | - |
| Electricians (inside wired): | | | | | | | | | | | |
| Industrial | 10.107 | 10.773 | 40.00 | .680 | - | .650 | 3.00 | - | - | .040 | ⁶ 10.00 |
| Residential | 6.525 | 6.786 | 40.00 | .680 | - | - | 3.00 | - | - | .040 | ⁶ 10.00 |
| Elevator constructors | 11.305 | 11.525 | 40.00 | .545 | - | .350 | - | - | ⁷ 6.00 | - | 2.31 |
| Engineers—Power equip- ment operators: | | | | | | | | | | | |
| Master mechanics | 11.910 | 12.660 | 40.00 | .560 | - | 1.000 | - | - | - | .130 | - |
| Group A—Air compres- sors on steel erection, cranes, derricks, hoes, power shovels | 11.390 | 12.140 | 40.00 | .560 | - | 1.000 | - | - | - | .130 | - |
| Group B—Asphalt pavers, scrapers, bulldozers, end-loaders, power graders, scoops | 11.230 | 11.980 | 40.00 | .560 | - | 1.000 | - | - | - | .130 | - |
| Group C—Asphalt rollers, forklifts, hoists | 10.880 | 11.630 | 40.00 | .560 | - | 1.000 | - | - | - | .130 | - |
| Group D—Compressors on building construction, conveyors, mixers, welder operators | 10.070 | 10.820 | 40.00 | .560 | - | 1.000 | - | - | - | .130 | - |
| Group E—Backfillers and tampers, bull floats, concrete spreading machines, tractors | 9.740 | 10.490 | 40.00 | .560 | - | 1.000 | - | - | - | .130 | - |
| Group F—Oilers, helpers, signalmen, pumps | 8.280 | 8.780 | 40.00 | .560 | - | 1.000 | - | - | - | .130 | - |
| Glaziers | 9.490 | 10.090 | 40.00 | .740 | - | .860 | - | - | - | .170 | - |
| Lathers | 9.190 | 9.630 | 40.00 | .730 | - | .500 | - | 1.000 | - | - | - |
| Marble setters | 8.760 | 9.050 | 40.00 | .680 | - | .500 | - | ⁶ 1.500 | - | - | - |
| Mosaic and terrazzo workers | 8.760 | 9.050 | 40.00 | .680 | - | .500 | - | ⁶ 1.500 | - | - | - |
| Painters, brush | 9.400 | 10.090 | 40.00 | .780 | - | .600 | - | - | - | - | - |
| Swing stage, structural steel | 9.800 | 10.590 | 40.00 | .780 | - | .600 | - | - | - | - | - |
| Spray gun | 9.900 | 10.690 | 40.00 | .780 | - | .600 | - | - | - | - | - |
| Paperhangers | 9.400 | 10.090 | 40.00 | .780 | - | .600 | - | - | - | - | - |
| Pipefitters | 9.360 | 10.210 | 40.00 | .790 | - | .900 | - | ⁶ 1.250 | - | .150 | - |
| Plasterers | 9.960 | 9.560 | 40.00 | .600 | - | .750 | - | ⁶ 1.000 | - | - | - |
| Plumbers | 9.360 | 10.210 | 40.00 | .790 | - | .900 | - | ⁶ 1.250 | - | .150 | - |
| Reinforcing iron workers | 10.870 | 11.220 | 40.00 | .800 | - | 1.100 | - | ⁶ 1.000 | - | .030 | - |
| Roofers, composition | 10.490 | 10.062 | 40.00 | .730 | - | .550 | - | - | ⁶ 10.00 | - | - |
| Roofers, slate and tile | 10.490 | 10.062 | 40.00 | .730 | - | .550 | - | - | ⁶ 10.00 | - | - |
| Sheet-metal workers | 9.105 | 9.819 | 40.00 | .610 | - | .840 | - | - | ⁶ 10.00 | .020 | - |

See footnotes at end of table.

Table 20. Wage rates, hours, and employer contributions for selected benefits: Selected cities—Continued

(Union hourly wage rates, July 1, 1976, and wage rates, straight-time weekly hours, and employer insurance, pension, vacation, and other contributions to funds in the building trades, July 1, 1977)

| City and job classification | July 1, 1976 | July 1, 1977 | | | | | | | | | |
|--|----------------------------|----------------------------|-----------------------------|---|---------|---------|---------|--------------------|--------------------|--------------------|---------|
| | Rate per hour ¹ | Rate per hour ¹ | Hours per week ² | Employer contributions for selected benefits ³ | | | | | | | |
| | | | | Insurance ⁴ | | Pension | | Vacation | | Other ⁵ | |
| | | | | Dollars | Percent | Dollars | Percent | Dollars | Percent | Dollars | Percent |
| Akron, Ohio—Continued | | | | | | | | | | | |
| Building construction—Continued | | | | | | | | | | | |
| Journeyman—Continued | | | | | | | | | | | |
| Stonemasons | \$10.070 | \$10.610 | 40.00 | 0.730 | - | 0.550 | - | ⁶ 1.000 | - | 0.080 | - |
| Structural-iron workers | 10.870 | 11.220 | 40.00 | .800 | - | 1.100 | - | ⁶ 1.000 | - | .030 | - |
| Tile layers | 8.760 | 9.050 | 40.00 | .680 | - | .500 | - | ⁶ 1.500 | - | - | - |
| Helpers and laborers | | | | | | | | | | | |
| Bricklayers' tenders | 9.250 | 9.770 | 40.00 | .650 | - | .400 | - | - | - | .160 | - |
| Building laborers | 9.250 | 9.770 | 40.00 | .650 | - | .400 | - | - | - | .160 | - |
| Composition roofers' helpers: | | | | | | | | | | | |
| First year | 5.661 | 6.039 | 40.00 | .730 | - | .550 | - | - | ⁶ 10.00 | - | - |
| Second year | 6.606 | 7.047 | 40.00 | .730 | - | .550 | - | - | ⁶ 10.00 | - | - |
| Third year | 7.551 | 8.046 | 40.00 | .730 | - | .550 | - | - | ⁶ 10.00 | - | - |
| Elevator constructors' helpers | 7.914 | 8.068 | 40.00 | .545 | - | .350 | - | - | 6.00 | - | 2.31 |
| Marble setters' helpers | 8.260 | 8.550 | 40.00 | .680 | - | .500 | - | ⁶ 1.500 | - | - | - |
| Plasterers' laborers | 9.450 | 9.970 | 40.00 | .650 | - | .400 | - | - | - | .160 | - |
| Plumbers' laborers | 9.450 | 9.970 | 40.00 | .650 | - | .400 | - | - | - | .160 | - |
| Terrazzo workers' helpers | 8.260 | 8.550 | 40.00 | .680 | - | .500 | - | ⁶ 1.500 | - | - | - |
| Tile layers' helpers | 8.260 | 8.550 | 40.00 | .680 | - | .500 | - | ⁶ 1.500 | - | - | - |
| Highway and street construction | | | | | | | | | | | |
| Journeyman | | | | | | | | | | | |
| Carpenters | 10.000 | 11.550 | 40.00 | .500 | - | .700 | - | - | - | .060 | - |
| Cement finishers | 9.980 | 10.680 | 40.00 | .600 | - | .150 | - | - | - | - | - |
| Engineers—Power equipment operators: | | | | | | | | | | | |
| Master mechanics | 11.280 | 12.280 | 40.00 | .560 | - | 1.000 | - | - | - | .040 | - |
| Class A—Air compressors on steel erection, power shovels, cranes, derricks | 11.030 | 12.030 | 40.00 | .560 | - | 1.000 | - | - | - | .040 | - |
| Class B—Asphalt pavers, bulldozers, end-loaders, power graders, power scrapers | 10.930 | 11.930 | 40.00 | .560 | - | 1.000 | - | - | - | .040 | - |
| Class C—Mixers, concrete rollers (asphalt), asphalt plant engineers | 9.890 | 10.890 | 40.00 | .560 | - | 1.000 | - | - | - | .040 | - |
| Class D—Backfillers, compressors (portable, sewer), concrete saws | 9.420 | 10.420 | 40.00 | .560 | - | 1.000 | - | - | - | .040 | - |

See footnotes at end of table.

Table 20. Wage rates, hours, and employer contributions for selected benefits: Selected cities—Continued

(Union hourly wage rates, July 1, 1976, and wage rates, straight-time weekly hours, and employer insurance, pension, vacation, and other contributions to funds in the building trades, July 1, 1977)

| City and job classification | July 1, 1976 | July 1, 1977 | | | | | | | | | |
|--|----------------------------|----------------------------|-----------------------------|---|---------|---------|---------|--------------------|---------|--------------------|---------|
| | Rate per hour ¹ | Rate per hour ¹ | Hours per week ² | Employer contributions for selected benefits ³ | | | | | | | |
| | | | | Insurance ⁴ | | Pension | | Vacation | | Other ⁵ | |
| | | | | Dollars | Percent | Dollars | Percent | Dollars | Percent | Dollars | Percent |
| Akron, Ohio | | | | | | | | | | | |
| —Continued | | | | | | | | | | | |
| Highway and street construction | | | | | | | | | | | |
| —Continued | | | | | | | | | | | |
| Journeyman | | | | | | | | | | | |
| —Continued | | | | | | | | | | | |
| Class E—Drum firemen, helpers, oilers, signmen | \$8.030 | \$8.730 | 40.00 | .560 | - | 1.000 | - | - | - | 0.040 | - |
| Structural iron workers | 10.870 | 11.220 | 40.00 | .800 | - | 1.100 | - | ⁶ 1.000 | - | .030 | - |
| Helpers and laborers | | | | | | | | | | | |
| Laborers | 8.150 | 8.700 | 40.00 | .650 | - | .400 | - | - | - | .100 | - |
| Other heavy construction | | | | | | | | | | | |
| Journeyman | | | | | | | | | | | |
| Carpenters | 9.940 | 11.550 | 40.00 | .500 | - | .700 | - | - | - | .060 | - |
| Cement finishers | 9.980 | 10.680 | 40.00 | .600 | - | .150 | - | - | - | - | - |
| Engineers—Power equipment operators: | | | | | | | | | | | |
| Master mechanics | 11.280 | 12.280 | 40.00 | .560 | - | 1.000 | - | - | - | .040 | - |
| Class A—Air compressors on steel erection, power shovels, cranes, derricks | 11.030 | 12.030 | 40.00 | .560 | - | 1.000 | - | - | - | .040 | - |
| Class B—Asphalt pavers, bulldozers, end-loaders, power graders, power scrapers | 10.930 | 11.930 | 40.00 | .560 | - | 1.000 | - | - | - | .040 | - |
| Class C—Mixers, concrete rollers (asphalt), asphalt plant engineers | 9.890 | 10.890 | 40.00 | .560 | - | 1.000 | - | - | - | .040 | - |
| Class D—Backfillers, compressors (portable, sewer), concrete saws | 9.420 | 10.420 | 40.00 | .560 | - | 1.000 | - | - | - | .040 | - |
| Class E—Drum firemen, helpers, oilers, signmen | 8.030 | 8.730 | 40.00 | .560 | - | 1.000 | - | - | - | .040 | - |
| Structural iron workers | 10.870 | 11.220 | 40.00 | .800 | - | 1.100 | - | ⁶ 1.000 | - | .030 | - |
| Helpers and laborers | | | | | | | | | | | |
| Laborers | 8.150 | 8.700 | 40.00 | .650 | - | .400 | - | - | - | .100 | - |

See footnotes at end of table.

Table 20. Wage rates, hours, and employer contributions for selected benefits: Selected cities—Continued

(Union hourly wage rates, July 1, 1976, and wage rates, straight-time weekly hours, and employer insurance, pension, vacation, and other contributions to funds in the building trades, July 1, 1977)

| City and job classification | July 1, 1976 | July 1, 1977 | | | | | | | | | |
|---|----------------------------|----------------------------|-----------------------------|---|---------|---------|---------|--------------------|---------|--------------------|---------|
| | Rate per hour ¹ | Rate per hour ¹ | Hours per week ² | Employer contributions for selected benefits ³ | | | | | | | |
| | | | | Insurance ⁴ | | Pension | | Vacation | | Other ⁵ | |
| | | | | Dollars | Percent | Dollars | Percent | Dollars | Percent | Dollars | Percent |
| Albany, N.Y. | | | | | | | | | | | |
| Building construction | | | | | | | | | | | |
| Journeyman | | | | | | | | | | | |
| Asbestos workers | \$ 10.280 | \$11.420 | 35.00 | 0.630 | - | 0.280 | - | - | - | - | - |
| Boilermakers | 10.680 | 11.300 | 40.00 | .950 | - | - | 10.00 | - | - | - | - |
| Bricklayers | 10.490 | ^a 10.490 | 35.00 | .700 | - | .350 | - | - | - | 0.080 | - |
| Carpenters | 9.400 | 9.200 | 35.00 | .700 | - | .700 | - | ^b 0.750 | - | .120 | - |
| Millwrights | 9.900 | 9.700 | 35.00 | .700 | - | .700 | - | ^c .750 | - | .120 | - |
| Residential | 7.200 | 6.713 | 35.00 | .700 | - | .700 | - | ^d .750 | - | .120 | - |
| Cement finishers | 10.490 | 10.490 | 35.00 | .700 | - | .350 | - | - | - | .080 | - |
| Electricians (inside wires) | + 11.350 | 11.600 | 35.00 | .700 | - | .550 | 3.00 | - | - | .045 | - |
| Elevator constructors | 10.040 | 10.620 | 40.00 | .545 | - | .350 | - | - | 6.00 | .265 | - |
| Engineers—Power equip- ment operators: | | | | | | | | | | | |
| Guaranteed workweek: | | | | | | | | | | | |
| Heavy equipment: | | | | | | | | | | | |
| Shovels | ^a 9.930 | ^a 10.560 | 35.00 | .550 | - | .600 | - | - | - | .400 | 2.31 |
| Cranes | ^a 9.930 | ^a 10.560 | 35.00 | .550 | - | .600 | - | - | - | .400 | 2.31 |
| Derricks | ^a 9.930 | ^a 10.560 | 35.00 | .550 | - | .600 | - | - | - | .400 | 2.31 |
| Medium equipment: | | | | | | | | | | | |
| Letourneau graders | ^a 9.863 | ^a 10.493 | 35.00 | .550 | - | .600 | - | - | - | .400 | 2.31 |
| Trenching machines | ^a 9.863 | ^a 10.493 | 35.00 | .550 | - | .600 | - | - | - | .400 | 2.31 |
| One-drum hoists | ^a 9.664 | ^a 10.294 | 35.00 | .550 | - | .600 | - | - | - | .400 | 2.31 |
| Bulldozers | ^a 9.497 | ^a 10.127 | 35.00 | .550 | - | .600 | - | - | - | .400 | 2.31 |
| Light equipment: | | | | | | | | | | | |
| Compressors | ^a 9.264 | ^a 9.895 | 35.00 | .550 | - | .600 | - | - | - | .400 | 2.31 |
| Mechanical heaters | ^a 9.264 | ^a 9.895 | 35.00 | .550 | - | .600 | - | - | - | .400 | 2.31 |
| Pumps | ^a 9.264 | ^a 9.895 | 35.00 | .550 | - | .600 | - | - | - | .400 | 2.31 |
| Broken time: | | | | | | | | | | | |
| Heavy equipment: | | | | | | | | | | | |
| Shovels | ^a 10.390 | ^a 11.020 | 35.00 | .550 | - | .600 | - | - | - | .400 | 2.31 |
| Cranes | ^a 10.390 | ^a 11.020 | 35.00 | .550 | - | .600 | - | - | - | .400 | 2.31 |
| Derricks | ^a 10.390 | ^a 11.020 | 35.00 | .550 | - | .600 | - | - | - | .400 | 2.31 |
| Medium equipment: | | | | | | | | | | | |
| Letourneau graders | ^a 10.210 | ^a 10.840 | 35.00 | .550 | - | .600 | - | - | - | .400 | 2.31 |
| Trenching machines | ^a 10.210 | ^a 10.840 | 35.00 | .550 | - | .600 | - | - | - | .400 | 2.31 |
| One-drum hoists | ^a 10.060 | ^a 10.690 | 35.00 | .550 | - | .600 | - | - | - | .400 | 2.31 |
| Bulldozers | ^a 9.730 | ^a 10.360 | 35.00 | .550 | - | .600 | - | - | - | .400 | 2.31 |
| Light equipment: | | | | | | | | | | | |
| Compressors | ^a 9.540 | ^a 10.170 | 35.00 | .550 | - | .600 | - | - | - | .400 | 2.31 |
| Mechanical heaters | ^a 9.540 | ^a 10.170 | 35.00 | .550 | - | .600 | - | - | - | .400 | 2.31 |
| Pumps | ^a 9.540 | ^a 10.170 | 35.00 | .550 | - | .600 | - | - | - | .400 | 2.31 |
| Glaziers | 8.660 | 8.660 | 39.00 | .780 | - | .300 | - | - | - | .010 | - |
| Lathers | 9.560 | 10.010 | 35.00 | .700 | - | .300 | - | - | - | .130 | - |
| Marble setters | ^a 8.950 | 10.050 | 40.00 | .700 | - | .350 | - | - | - | - | - |
| Mosaic and terrazzo workers | ^a 8.950 | 10.050 | 40.00 | .700 | - | .350 | - | - | - | - | - |
| Painters, general | 9.210 | 9.780 | 35.00 | - | - | .350 | - | ^e .250 | - | .020 | - |
| Bridge | 9.960 | 10.530 | 35.00 | - | - | .350 | - | ^e .250 | - | .020 | - |
| Open steel structure | 9.960 | 10.530 | 35.00 | - | - | .350 | - | ^e .250 | - | .020 | - |
| Swinging scaffold | 9.710 | 10.280 | 35.00 | - | - | .350 | - | ^e .250 | - | .020 | - |
| Sand blasting | 10.310 | 10.880 | 35.00 | - | - | .350 | - | ^e .250 | - | .020 | - |
| Spray gun | 10.310 | 10.880 | 35.00 | - | - | .350 | - | ^e .250 | - | .020 | - |
| Paperhangers | 9.210 | 9.780 | 35.00 | - | - | .350 | - | .250 | - | .020 | - |
| Plasterers | 10.490 | 10.490 | 35.00 | .700 | - | .350 | - | - | - | .080 | - |
| Plumbers | 9.919 | 10.129 | 35.00 | .800 | - | 1.020 | - | ^e .571 | - | .170 | - |
| Reinforcing iron workers | 9.600 | 9.600 | 40.00 | .750 | - | 1.040 | - | ^e .500 | - | .140 | - |

See footnotes at end of table.

Table 20. Wage rates, hours, and employer contributions for selected benefits: Selected cities—Continued

(Union hourly wage rates, July 1, 1976, and wage rates, straight-time weekly hours, and employer insurance, pension, vacation, and other contributions to funds in the building trades, July 1, 1977)

| City and job classification | July 1, 1976 | | July 1, 1977 | | | | | | | | |
|---|----------------------------|----------------------------|-----------------------------|---|------------------|---------|---------|--------------------|---------|--------------------|---------|
| | Rate per hour ¹ | Rate per hour ¹ | Hours per week ² | Employer contributions for selected benefits ³ | | | | | | | |
| | | | | Insurance ⁴ | | Pension | | Vacation | | Other ⁵ | |
| | | | | Dollars | Percent | Dollars | Percent | Dollars | Percent | Dollars | Percent |
| Albany, N.Y.—Continued | | | | | | | | | | | |
| Building construction—Continued | | | | | | | | | | | |
| Journeyman—Continued | | | | | | | | | | | |
| Roofers, composition | \$9.100 | \$9.650 | 35.00 | 0.770 | - | 0.400 | - | ⁶ 1.000 | - | 0.070 | - |
| Roofers, slate and tile | 9.100 | 9.650 | 35.00 | .770 | - | .400 | - | ⁶ 1.000 | - | .070 | - |
| Sheet-metal workers | ⁸ 9.460 | 10.120 | 35.00 | .950 | - | .900 | - | ⁶ .500 | - | .490 | - |
| Residential | 6.120 | 6.120 | 40.00 | (⁹) | (⁹) | .110 | - | ⁶ .100 | - | .060 | - |
| Stonemasons | 10.490 | 10.490 | 35.00 | .700 | - | .350 | - | - | - | .080 | - |
| Tile layers | 8.950 | 10.050 | 40.00 | .700 | - | .350 | - | - | - | - | - |
| Helpers and laborers | | | | | | | | | | | |
| Building laborers | 8.600 | 8.600 | 40.00 | .800 | - | 1.000 | - | - | - | .220 | - |
| Elevator constructors' helpers | 7.030 | ¹⁰ 7.430 | 40.00 | .545 | - | .350 | - | - | 6.00 | .265 | - |
| Marble setters' helpers | 8.810 | ¹⁰ 8.570 | 40.00 | - | - | .590 | - | - | - | - | - |
| Terrazzo workers' helpers | 8.810 | ¹⁰ 8.570 | 40.00 | - | - | .590 | - | - | - | - | - |
| Tile layers' helpers | 8.810 | 8.570 | 40.00 | - | - | .590 | - | - | - | - | - |
| Highway and street construction | | | | | | | | | | | |
| Journeyman | | | | | | | | | | | |
| Carpenters | 9.120 | 9.320 | 40.00 | .700 | - | .700 | - | - | - | .097 | - |
| Cement finishers | 9.150 | 9.550 | 40.00 | .700 | - | .350 | - | - | - | .140 | - |
| Engineers—Power equipment operators: | | | | | | | | | | | |
| Class A—Backhoes, cranes draglines, piledrivers | 9.690 | 10.150 | 40.00 | .600 | - | .600 | - | - | - | .450 | 2.31 |
| Class B—Concrete pumps, one-drum hoists, rollers, trenchers | 9.370 | 9.820 | 40.00 | .600 | - | .600 | - | - | - | .450 | 2.31 |
| Class C—Forklifts, hydraulic hammers, concrete pavement spreaders and finishers | 8.690 | 9.100 | 40.00 | .600 | - | .600 | - | - | - | .450 | 2.31 |
| Class D—Concrete mixers (16S and under), form tampers, tractors | 7.900 | 8.270 | 40.00 | .600 | - | .600 | - | - | - | .450 | 2.31 |
| Helpers and laborers | | | | | | | | | | | |
| General laborers, drill helpers, flagmen | 7.440 | 7.640 | 40.00 | .800 | - | .950 | - | - | - | .246 | - |
| Bull floats, chain saws, concrete aggregate, bin handlers of steel mesh | 7.640 | 7.840 | 40.00 | .800 | - | .950 | - | - | - | .246 | - |

See footnotes at end of table.

Table 20. Wage rates, hours, and employer contributions for selected benefits: Selected cities—Continued

(Union hourly wage rates, July 1, 1976, and wage rates, straight-time weekly hours, and employer insurance, pension, vacation, and other contributions to funds in the building trades, July 1, 1977)

| City and job classification | July 1, 1976 | July 1, 1977 | | | | | | | | | |
|---|----------------------------|----------------------------|-----------------------------|---|---------|---------|---------|----------|---------|--------------------|---------|
| | Rate per hour ¹ | Rate per hour ¹ | Hours per week ² | Employer contributions for selected benefits ³ | | | | | | | |
| | | | | Insurance ⁴ | | Pension | | Vacation | | Other ⁵ | |
| | | | | Dollars | Percent | Dollars | Percent | Dollars | Percent | Dollars | Percent |
| Albany, N.Y.—Continued | | | | | | | | | | | |
| Highway and street construction—Continued | | | | | | | | | | | |
| Helpers and laborers—Continued | | | | | | | | | | | |
| Acetylene torches, asphalt rakers, rock or drilling machines | \$7.840 | \$8.040 | 40.00 | 0.800 | - | 0.950 | - | - | - | 0.246 | - |
| Blasters, form setters, stone or granite curb setters | 8.040 | 8.240 | 40.00 | .800 | - | .950 | - | - | - | .246 | - |
| Other heavy construction | | | | | | | | | | | |
| Journeymen | | | | | | | | | | | |
| Carpenters | 9.120 | 9.320 | 40.00 | .700 | - | .700 | - | - | - | .097 | - |
| Cement finishers | 9.150 | 9.550 | 40.00 | .700 | - | .350 | - | - | - | .140 | - |
| Engineers—Power equipment operators: | | | | | | | | | | | |
| Class A—Backhoes, cranes, draglines, piledrivers | 9.690 | 10.150 | 40.00 | .600 | - | .600 | - | - | - | .450 | 2.31 |
| Class B—Concrete pumps, one-drum hoists, rollers, trenchers | 9.370 | 9.820 | 40.00 | .600 | - | .600 | - | - | - | .450 | 2.31 |
| Class C—Forklifts, hydraulic hammers, concrete pavement spreaders and finishers | 8.690 | 9.100 | 40.00 | .600 | - | .600 | - | - | - | .450 | 2.31 |
| Class D—Concrete mixers (165 and under), form tampers, tractors | 7.900 | 8.270 | 40.00 | .600 | - | .600 | - | - | - | .450 | 2.31 |
| Helpers and laborers | | | | | | | | | | | |
| General laborers, drill helpers, flagmen | 7.440 | 7.640 | 40.00 | .800 | - | .950 | - | - | - | .246 | - |
| Bull floats, chain saws, concrete aggregate, bin handlers of steel mesh | 7.640 | 7.840 | 40.00 | .800 | - | .950 | - | - | - | .246 | - |
| Acetylene torches, asphalt rakers, rock or drilling machines | 7.840 | 8.040 | 40.00 | .800 | - | .950 | - | - | - | .246 | - |
| Blasters, form setters, stone or granite curb setters | 8.040 | 8.240 | 40.00 | .800 | - | .950 | - | - | - | .246 | - |

See footnotes at end of table.

Table 20. Wage rates, hours, and employer contributions for selected benefits: Selected cities—Continued

(Union hourly wage rates, July 1, 1976, and wage rates, straight-time weekly hours, and employer insurance, pension, vacation, and other contributions to funds in the building trades, July 1, 1977)

| City and job classification | July 1, 1976 | | July 1, 1977 | | | | | | | | |
|--|----------------------------|----------------------------|-----------------------------|---|---------|---------|---------|-------------------|-------------------|--------------------|---------|
| | Rate per hour ¹ | Rate per hour ¹ | Hours per week ² | Employer contributions for selected benefits ³ | | | | | | | |
| | | | | Insurance ⁴ | | Pension | | Vacation | | Other ⁵ | |
| | | | | Dollars | Percent | Dollars | Percent | Dollars | Percent | Dollars | Percent |
| Atlanta, Ga. | | | | | | | | | | | |
| Building construction | | | | | | | | | | | |
| Journeyman | | | | | | | | | | | |
| Asbestos workers | \$8.650 | \$8.850 | 40.00 | 0.450 | - | 0.500 | - | 0.500 | - | - | - |
| Boilermakers | 8.800 | 9.300 | 40.00 | .950 | - | 1.000 | - | - | - | - | - |
| Bricklayers | 8.200 | 8.600 | 40.00 | .550 | - | .500 | - | .650 | - | 0.080 | - |
| Carpenters | 8.750 | 9.100 | 40.00 | .400 | - | .450 | - | - | - | - | - |
| Millwrights | 8.850 | 8.850 | 40.00 | .450 | - | .500 | - | - | - | - | - |
| Piledrivers | 8.900 | 9.250 | 40.00 | .400 | - | .450 | - | - | - | - | - |
| Cement finishers | 8.350 | 8.750 | 40.00 | .400 | - | .550 | - | - | - | - | - |
| Troweling-machine operators | 8.480 | 8.880 | 40.00 | .400 | - | .550 | - | - | - | - | - |
| Drywall tapers (finishers) | 8.700 | 9.100 | 40.00 | .450 | - | .550 | - | - | - | - | - |
| Electricians (inside wires) | 8.970 | 9.292 | 40.00 | - | 9.00 | - | 11.00 | - | ⁶ 8.00 | - | - |
| Elevator constructors | 8.920 | 9.430 | 40.00 | .545 | - | .350 | - | - | 6.00 | .020 | 2.30 |
| Engineers—Power equipment operators: | | | | | | | | | | | |
| Group A—Air compressors, cranes, derricks, draglines, hoists, shovels, trenching machines (over 6 ft. depth) | 8.500 | 8.500 | 40.00 | .500 | - | .750 | - | - | - | - | - |
| Group B—Trenching machines (to 6 ft.), scrapers, bulldozers, tractors, special equipment | 8.150 | 8.150 | 40.00 | .500 | - | .750 | - | - | - | - | - |
| Group C—Air compressors (600 cu. ft. or batteries of two, 300 cu. ft. and over) | 6.480 | 6.480 | 40.00 | .500 | - | .750 | - | - | - | - | - |
| Group D—Pumps (over 4 in. up to batteries of 4) | 5.930 | 5.930 | 40.00 | .500 | - | .750 | - | - | - | - | - |
| Group E—Mixers (skip type), except paving, rollers | 6.280 | 6.280 | 40.00 | .500 | - | .750 | - | - | - | - | - |
| Group F—Air compressors (up to and including 300 cu. ft.), pumps (4 in. or less) | 5.260 | 5.260 | 40.00 | .500 | - | .750 | - | - | - | - | - |
| Glaziers | 7.950 | 8.450 | 40.00 | .600 | - | .380 | - | ⁶ .700 | - | - | 2.30 |
| Lathers | 7.900 | 8.450 | 40.00 | .400 | - | .350 | - | ⁶ .500 | - | .100 | - |
| Marble setters | 8.000 | 8.250 | 40.00 | .550 | - | .500 | - | ⁶ .700 | - | .100 | - |
| Mosaic and terrazzo workers | 8.000 | 8.250 | 40.00 | .550 | - | .500 | - | ⁶ .700 | - | .100 | - |
| Painters | 8.700 | 9.100 | 40.00 | .450 | - | .550 | - | - | - | - | - |
| Steel and swing stage | 9.200 | 9.600 | 40.00 | .450 | - | .550 | - | - | - | - | - |
| Spray | 9.700 | 10.100 | 40.00 | .450 | - | .550 | - | - | - | - | - |
| Paperhangers | 8.950 | 9.350 | 40.00 | .450 | - | .550 | - | - | - | - | - |
| Pipefitters | 9.250 | 9.650 | 40.00 | .650 | - | .500 | - | ⁶ .500 | - | .060 | - |
| Plasterers | 8.570 | 9.020 | 40.00 | .400 | - | .550 | - | - | - | .100 | - |
| Plumbers | 9.250 | 9.650 | 40.00 | .650 | - | .500 | - | ⁶ .500 | - | .060 | - |
| Reinforcing iron workers | 8.600 | 9.250 | 40.00 | .650 | - | .570 | - | - | - | - | - |
| Roofers, composition | 6.750 | 6.750 | 40.00 | .300 | - | .200 | - | - | - | - | - |

See footnotes at end of table.

Table 20. Wage rates, hours, and employer contributions for selected benefits: Selected cities—Continued

(Union hourly wage rates, July 1, 1976, and wage rates, straight-time weekly hours, and employer insurance, pension, vacation, and other contributions to funds in the building trades, July 1, 1977)

| City and job classification | July 1, 1976 | July 1, 1977 | | | | | | | | | |
|--|----------------------------|----------------------------|-----------------------------|---|---------|---------|---------|--------------------|---------|--------------------|---------|
| | Rate per hour ¹ | Rate per hour ¹ | Hours per week ² | Employer contributions for selected benefits ³ | | | | | | | |
| | | | | Insurance ⁴ | | Pension | | Vacation | | Other ⁵ | |
| | | | | Dollars | Percent | Dollars | Percent | Dollars | Percent | Dollars | Percent |
| Atlanta, Ga.—Continued | | | | | | | | | | | |
| Building construction—Continued | | | | | | | | | | | |
| Journeyman—Continued | | | | | | | | | | | |
| Roofers, slate and tile | \$7.000 | \$7.000 | 40.00 | 0.300 | - | 0.200 | - | - | - | - | - |
| Sheet-metal workers | 8.600 | 9.100 | 40.00 | .500 | - | .810 | - | ⁶ 0.500 | - | - | - |
| Stonemasons | 8.200 | 8.600 | 40.00 | .550 | - | .500 | - | ⁶ .650 | - | 0.080 | - |
| Structural-iron workers | 8.600 | 9.250 | 40.00 | .650 | - | .570 | - | - | - | - | - |
| Sheeters | 8.850 | 9.500 | 40.00 | .650 | - | .570 | - | - | - | - | - |
| Tile layers | 8.000 | 8.250 | 40.00 | .550 | - | .500 | - | ⁶ .700 | - | .100 | - |
| Helpers and laborers | | | | | | | | | | | |
| Bricklayers' tenders | 5.800 | 6.000 | 40.00 | .200 | - | .250 | - | - | - | .050 | - |
| Mortar mixers | 5.920 | 6.120 | 40.00 | .200 | - | .250 | - | - | - | .050 | - |
| Building laborers | 5.800 | 6.000 | 40.00 | .200 | - | .250 | - | - | - | .050 | - |
| Elevator constructors' helpers | 6.240 | 6.600 | 40.00 | .545 | - | .350 | - | - | 6.00 | .020 | 2.30 |
| Plasterers' laborers | 5.800 | 6.000 | 40.00 | .200 | - | .250 | - | - | - | .050 | - |
| Plumbers' laborers | 5.800 | 6.000 | 40.00 | .200 | - | .250 | - | - | - | .050 | - |
| Roofers' helpers | 5.000 | 5.000 | 40.00 | .300 | - | .200 | - | - | - | - | - |
| Other heavy construction | | | | | | | | | | | |
| Journeyman | | | | | | | | | | | |
| Engineers—Power equipment operators: | | | | | | | | | | | |
| Group A—Concrete pumps, cranes, pile-drivers | 8.500 | 8.500 | 40.00 | .450 | - | .500 | - | - | - | - | 4.22 |
| Group B—Firemen (stationary or portable) | 7.700 | 7.700 | 40.00 | .450 | - | .500 | - | - | - | - | 4.22 |
| Group C—Air compressors, 600 cu. ft. and over | 6.480 | 6.480 | 40.00 | .450 | - | .500 | - | - | - | - | 4.22 |
| Group D—Oilers—Truck and locomotive | 7.030 | 7.030 | 40.00 | .450 | - | .500 | - | - | - | - | 4.22 |
| Group E—Concrete pumps (boom type), water pumps (over 4 in. and battery of 4) | 5.930 | 5.930 | 40.00 | .450 | - | .500 | - | - | - | - | 4.22 |
| Group F—Air compressors (up to and including 300 cu. ft.), water pumps (4 in. or less), sand blasting machines | 5.260 | 5.260 | 40.00 | .450 | - | .500 | - | - | - | - | 4.22 |

See footnotes at end of table.

Table 20. Wage rates, hours, and employer contributions for selected benefits: Selected cities—Continued

(Union hourly wage rates, July 1, 1976, and wage rates, straight-time weekly hours, and employer insurance, pension, vacation, and other contributions to funds in the building trades, July 1, 1977)

| City and job classification | July 1, 1976 | | July 1, 1977 | | | | | | | | |
|---|----------------------------|----------------------------|-----------------------------|---|---------|---------|---------|--------------------|---------|--------------------|---------|
| | Rate per hour ¹ | Rate per hour ¹ | Hours per week ² | Employer contributions for selected benefits ³ | | | | | | | |
| | | | | Insurance ⁴ | | Pension | | Vacation | | Other ⁵ | |
| | | | | Dollars | Percent | Dollars | Percent | Dollars | Percent | Dollars | Percent |
| Baltimore, Md. | | | | | | | | | | | |
| Building construction | | | | | | | | | | | |
| Journeyman | | | | | | | | | | | |
| Asbestos workers | +8.570 | \$8.870 | 40.00 | 0.850 | - | 0.950 | - | - | - | 0.600 | - |
| Boilermakers | +10.200 | 10.950 | 40.00 | .900 | - | 1.000 | - | - | - | ⁶ .000 | - |
| Bricklayers | 9.350 | 9.950 | 40.00 | .700 | - | .500 | - | - | - | .100 | - |
| Carpenters | 9.300 | 9.550 | 40.00 | .750 | - | .690 | - | ⁶ 0.250 | - | .030 | - |
| Millwrights | 9.400 | 9.850 | 40.00 | .750 | - | .690 | - | ⁶ .250 | - | .030 | - |
| Residential | 7.340 | 6.250 | 40.00 | .750 | - | .690 | - | ⁶ .250 | - | .030 | - |
| Cement finishers | +10.000 | +10.000 | 40.00 | .600 | - | .550 | - | - | - | .060 | - |
| Electricians (inside wires) | 9.200 | 10.200 | 40.00 | .700 | - | .400 | 3.00 | ⁶ .400 | - | .400 | - |
| Elevator constructors | 10.415 | 10.710 | 40.00 | .745 | - | .350 | - | - | 5.00 | .020 | 2.30 |
| Engineers—Power equip- ment operators: | | | | | | | | | | | |
| Heavy equipment—Der- ricks, power cranes, shovels, elevating graders | +9.650 | 9.660 | 40.00 | .850 | - | .850 | - | ⁶ .200 | - | - | 2.30 |
| Medium equipment—Tem- porary elevators, concrete pumps, sin- gle drum hoists | +9.110 | 9.110 | 40.00 | .850 | - | .850 | - | ⁶ .200 | - | - | 2.30 |
| Light equipment: | | | | | | | | | | | |
| Compressors, pumps | +8.650 | 8.660 | 40.00 | .850 | - | .850 | - | ⁶ .200 | - | - | 2.30 |
| Bulldozers | 8.900 | 9.110 | 40.00 | .850 | - | .850 | - | ⁶ .200 | - | - | 2.30 |
| Glaziers | +9.770 | 9.970 | 40.00 | .800 | - | 1.530 | - | - | - | .020 | - |
| Lathers | 7.590 | 9.090 | 40.00 | - | - | .350 | - | - | - | 1.000 | - |
| Machinists | 10.000 | 11.250 | 40.00 | .900 | - | .550 | - | .462 | - | ⁶ .000 | - |
| Marble masons | 8.850 | 9.950 | 40.00 | .700 | - | .500 | - | - | - | .100 | - |
| Mosaic and terrazzo workers | 7.510 | 8.210 | 40.00 | .700 | - | .500 | - | - | - | .100 | - |
| Painters | 8.200 | 8.700 | 40.00 | .850 | - | .500 | - | ⁶ .500 | - | - | - |
| Structural steel | 8.700 | 9.200 | 40.00 | .850 | - | .500 | - | ⁶ .500 | - | - | - |
| Spray | 8.450 | 8.950 | 40.00 | .850 | - | .500 | - | ⁶ .500 | - | - | - |
| Paperhangers | 8.350 | 8.850 | 40.00 | .850 | - | .500 | - | ⁶ .500 | - | - | - |
| Pipefitters | 9.480 | 10.230 | 40.00 | .720 | - | .800 | - | .500 | - | .070 | - |
| Plasterers | 7.950 | 8.950 | 40.00 | .600 | - | .400 | - | .500 | - | .291 | - |
| Plumbers | 9.700 | 10.300 | 40.00 | .790 | - | .830 | - | - | - | .070 | - |
| Reinforcing iron workers | +9.770 | 9.970 | 40.00 | .800 | - | 1.530 | - | - | - | .020 | - |
| Roofers, composition | 7.750 | 8.150 | 40.00 | .350 | - | .400 | - | - | - | - | - |
| Mopmen | 8.200 | 8.600 | 40.00 | .350 | - | .400 | - | - | - | - | - |
| Roofers, slate and tile | 8.200 | 8.600 | 40.00 | .350 | - | .400 | - | - | - | - | - |
| Precast slab | 8.750 | 9.150 | 40.00 | .350 | - | .400 | - | - | - | - | - |
| Sheet-metal workers | 9.120 | 9.620 | 40.00 | .750 | - | .700 | - | ⁶ .500 | - | .070 | - |
| Stonemasons | 8.850 | 9.950 | 40.00 | .700 | - | .500 | - | - | - | .100 | - |
| Structural-iron workers | +9.770 | 9.970 | 40.00 | .800 | - | 1.530 | - | - | - | .020 | - |
| Tile setters | 7.510 | 8.210 | 40.00 | .700 | - | .500 | - | - | - | .100 | - |
| Helpers and laborers | | | | | | | | | | | |
| Building laborers | +7.000 | 7.050 | 40.00 | .300 | - | .500 | - | - | - | .105 | - |
| Elevator constructors' helpers | 7.290 | 7.500 | 40.00 | .745 | - | .350 | - | - | 5.00 | .020 | 2.30 |
| Marble setters' helpers | 6.625 | 6.675 | 40.00 | .400 | - | .200 | - | - | - | - | - |
| Plasters' laborers | +6.850 | +7.200 | 40.00 | .300 | - | .500 | - | - | - | .105 | - |
| Hod carriers | +7.100 | +7.450 | 40.00 | .300 | - | .500 | - | - | - | .105 | - |

See footnotes at end of table.

Table 20. Wage rates, hours, and employer contributions for selected benefits: Selected cities—Continued

(Union hourly wage rates, July 1, 1976, and wage rates, straight-time weekly hours, and employer insurance, pension, vacation, and other contributions to funds in the building trades, July 1, 1977)

| City and job classification | July 1, 1976 | July 1, 1977 | | | | | | | | | |
|--|----------------------------|----------------------------|-----------------------------|---|---------|---------|---------|--------------------|---------|--------------------|---------|
| | Rate per hour ¹ | Rate per hour ¹ | Hours per week ² | Employer contributions for selected benefits ³ | | | | | | | |
| | | | | Insurance ⁴ | | Pension | | Vacation | | Other ⁵ | |
| | | | | Dollars | Percent | Dollars | Percent | Dollars | Percent | Dollars | Percent |
| Baltimore, Md.—Continued | | | | | | | | | | | |
| Building construction—Continued | | | | | | | | | | | |
| Helpers and laborers—Continued | | | | | | | | | | | |
| Mason tenders | +\$6.750 | +\$7.300 | 40.00 | 0.300 | - | 0.500 | - | - | - | 0.105 | - |
| Mortar mixers | +6.750 | +7.300 | 40.00 | .300 | - | .500 | - | - | - | .105 | - |
| Plumbing laborers | +7.000 | 7.050 | 40.00 | .300 | - | .500 | - | - | - | .105 | - |
| Terrazzo workers' helpers | 6.625 | 6.675 | 40.00 | .400 | - | .200 | - | - | - | - | - |
| Tile layers' helpers | 6.625 | 6.675 | 40.00 | .400 | - | .200 | - | - | - | - | - |
| Highway and street construction | | | | | | | | | | | |
| Journeymen | | | | | | | | | | | |
| Engineers—Power equipment operators: | | | | | | | | | | | |
| Heavy equipment—Derricks, power cranes, shovels, elevating graders | | | | | | | | | | | |
| | 8.670 | 8.880 | 40.00 | .850 | - | .850 | - | ⁶ 0.200 | - | - | 2.30 |
| Light equipment—Tractors with attachments | | | | | | | | | | | |
| | 8.170 | 8.380 | 40.00 | .850 | - | .850 | - | ⁶ .200 | - | - | 2.30 |
| Compressors, fuel trucks, grease | | | | | | | | | | | |
| | 7.670 | 7.880 | 40.00 | .850 | - | .850 | - | ⁶ .200 | - | - | 2.30 |
| Structural iron workers | 9.770 | ¹¹ 9.770 | 40.00 | .800 | - | 1.530 | - | - | - | .020 | - |
| Helpers and laborers | | | | | | | | | | | |
| Construction laborers | 5.550 | 6.100 | 40.00 | .300 | - | .500 | - | - | - | .105 | - |
| Other heavy construction | | | | | | | | | | | |
| Journeymen | | | | | | | | | | | |
| Structural iron workers | +9.770 | ⁸ 9.770 | 40.00 | .800 | - | 1.530 | - | - | - | - | - |
| Birmingham, Ala. | | | | | | | | | | | |
| Building construction | | | | | | | | | | | |
| Journeymen | | | | | | | | | | | |
| Asbestos workers | 8.910 | 9.560 | 40.00 | .450 | - | .400 | - | ⁶ .600 | - | .050 | - |
| Boilermakers | 8.800 | 9.300 | 40.00 | .950 | - | 1.000 | - | - | - | - | - |
| Bricklayers | 8.750 | 9.350 | 40.00 | .250 | - | .250 | - | - | - | .050 | - |
| Carpenters | 7.750 | 8.350 | 40.00 | .500 | - | .250 | - | - | - | .030 | - |
| Floorlayers | 7.750 | 8.350 | 40.00 | .500 | - | .250 | - | - | - | .030 | - |
| Millwrights | 9.150 | 9.850 | 40.00 | - | - | - | - | - | - | .030 | - |
| Piledrivers | 7.950 | 8.550 | 40.00 | .500 | - | .250 | - | - | - | .030 | - |

See footnotes at end of table.

Table 20. Wage rates, hours, and employer contributions for selected benefits: Selected cities—Continued

(Union hourly wage rates, July 1, 1976, and wage rates, straight-time weekly hours, and employer insurance, pension, vacation, and other contributions to funds in the building trades, July 1, 1977)

| City and job classification | July 1, 1976 | July 1, 1977 | | | | | | | | | | |
|---|----------------------------|----------------------------|-----------------------------|---|---------|---------|---------|--------------------|---------|--------------------|---------|------|
| | Rate per hour ¹ | Rate per hour ¹ | Hours per week ² | Employer contributions for selected benefits ³ | | | | | | | | |
| | | | | Insurance ⁴ | | Pension | | Vacation | | Other ⁵ | | |
| | | | | Dollars | Percent | Dollars | Percent | Dollars | Percent | Dollars | Percent | |
| Birmingham, Ala.—Continued | | | | | | | | | | | | |
| Building construction—Continued | | | | | | | | | | | | |
| Journeyman—Continued | | | | | | | | | | | | |
| Cement finishers | \$7.530 | \$7.980 | 40.00 | 0.500 | - | - | - | - | - | - | 0.030 | - |
| Drywall tapers (finishers) | 7.800 | 8.650 | 40.00 | - | - | 0.600 | - | - | - | - | .050 | - |
| Electricians (inside wires) | 9.600 | 10.100 | 40.00 | .300 | - | .400 | 3.00 | - | - | - | - | - |
| Elevator constructors | 9.140 | 9.740 | 40.00 | .545 | - | .350 | - | - | 6.00 | - | .020 | 2.30 |
| Engineers—Power equipment operators: | | | | | | | | | | | | |
| Building construction: | | | | | | | | | | | | |
| Group A—Motor graders and bulldozers | 8.140 | 8.640 | 40.00 | .400 | - | .300 | - | - | - | - | .030 | - |
| Group B—Air compressors (over 125 pumps (over 4 in.) | 7.910 | 8.310 | 40.00 | .400 | - | .300 | - | - | - | - | .030 | - |
| Group C—Air compressors (125 and under), oilers | 7.140 | 7.440 | 40.00 | .400 | - | .300 | - | - | - | - | .030 | - |
| Steel construction: | | | | | | | | | | | | |
| Group A—Cranes, derricks, draglines, hoists, piledrivers | 8.840 | 9.340 | 40.00 | .400 | - | .300 | - | - | - | - | .030 | - |
| Group B—Tractors, air compressors | 8.430 | 8.830 | 40.00 | .400 | - | .300 | - | - | - | - | .030 | - |
| Group C—Air compressors (125 and under 2 or less), oilers | 7.270 | 7.570 | 40.00 | .400 | - | .300 | - | - | - | - | .030 | - |
| Glaziers | 7.230 | 7.980 | 40.00 | .500 | - | .500 | - | ⁶ 0.250 | - | - | - | 2.30 |
| Lathers | 7.580 | 8.130 | 40.00 | - | - | .100 | - | ⁶ .500 | - | - | .030 | - |
| Mosaic and terrazzo workers | 8.200 | 8.700 | 40.00 | - | - | .400 | - | - | - | - | - | - |
| Painters | 7.800 | 8.650 | 40.00 | - | - | .600 | - | - | - | - | .050 | - |
| Residential | 7.750 | 8.300 | 40.00 | - | - | .600 | - | - | - | - | .050 | - |
| Spray | 8.300 | 9.150 | 40.00 | - | - | .600 | - | - | - | - | .050 | - |
| Paperhangers | 7.950 | 8.800 | 40.00 | - | - | .600 | - | - | - | - | .050 | - |
| Pipefitters | 10.250 | 10.250 | 40.00 | .580 | - | .650 | - | ⁶ .500 | - | - | .040 | - |
| Plasterers | 7.670 | 8.120 | 40.00 | .500 | - | - | - | - | - | - | .030 | - |
| Plumbers | 10.250 | 10.250 | 40.00 | .580 | - | .650 | - | ⁶ .500 | - | - | .040 | - |
| Reinforcing iron workers | 8.500 | 9.250 | 40.00 | .600 | - | .815 | - | - | - | - | .030 | - |
| Roofers, composition | 7.500 | 8.350 | 40.00 | - | - | .200 | - | - | - | - | - | - |
| Roofers, slate and tile | 7.750 | 8.600 | 40.00 | - | - | .200 | - | - | - | - | - | - |
| Sheet-metal workers | 9.850 | 10.150 | 40.00 | .690 | - | .820 | - | - | - | - | .030 | - |
| Stonemasons | 8.750 | 9.350 | 40.00 | .250 | - | .250 | - | - | - | - | .050 | - |
| Structural-iron workers | 8.500 | 9.250 | 40.00 | .600 | - | .815 | - | - | - | - | .030 | - |
| Sheeters | 8.500 | 9.250 | 40.00 | .600 | - | .815 | - | - | - | - | .030 | - |
| Tile layers | 8.200 | 8.700 | 40.00 | - | - | .400 | - | - | - | - | - | - |
| Helpers and laborers | | | | | | | | | | | | |
| Bricklayers' tenders | 5.400 | 5.850 | 40.00 | .250 | - | .300 | - | - | - | - | .060 | - |
| Mortar mixers | 5.500 | 5.950 | 40.00 | .250 | - | .300 | - | - | - | - | .060 | - |
| Building laborers | 5.400 | 5.850 | 40.00 | .250 | - | .300 | - | - | - | - | .060 | - |

See footnotes at end of table.

Table 20. Wage rates, hours, and employer contributions for selected benefits: Selected cities—Continued

(Union hourly wage rates, July 1, 1976, and wage rates, straight-time weekly hours, and employer insurance, pension, vacation, and other contributions to funds in the building trades, July 1, 1977)

| City and job classification | July 1, 1976 | July 1, 1977 | | | | | | | | | |
|--|----------------------------|----------------------------|-----------------------------|---|---------|---------|---------|----------|---------|--------------------|---------|
| | Rate per hour ¹ | Rate per hour ¹ | Hours per week ² | Employer contributions for selected benefits ³ | | | | | | | |
| | | | | Insurance ⁴ | | Pension | | Vacation | | Other ⁵ | |
| | | | | Dollars | Percent | Dollars | Percent | Dollars | Percent | Dollars | Percent |
| Birmingham, Ala.—Continued | | | | | | | | | | | |
| Building construction—Continued | | | | | | | | | | | |
| Helpers and laborers—Continued | | | | | | | | | | | |
| Air or electric tool operators | \$5.550 | \$6.000 | 40.00 | .250 | - | .300 | - | - | - | 0.060 | - |
| Elevator constructors' helpers | 6.400 | 6.820 | 40.00 | .545 | - | .350 | - | - | 6.00 | .020 | 2.30 |
| Plasterers' laborers (hod carriers) | 5.450 | 5.900 | 40.00 | .250 | - | .300 | - | - | - | .060 | - |
| Highway and street construction | | | | | | | | | | | |
| Journeyman | | | | | | | | | | | |
| Engineers—Power equipment operators: | | | | | | | | | | | |
| Group A—Piledrivers hoists, mixers, shovels, dozers | 5.600 | 6.000 | 40.00 | .400 | - | .300 | - | - | - | - | - |
| Group B—Crushers, breakers, finishing machines, winch trucks | 5.500 | 5.900 | 40.00 | .400 | - | .300 | - | - | - | - | - |
| Group C—Air compressors, pumps, hoists, front-end loaders | 5.000 | 5.400 | 40.00 | .400 | - | .300 | - | - | - | - | - |
| Helpers and laborers | | | | | | | | | | | |
| Building laborers | 3.750 | 4.000 | 40.00 | .200 | - | .300 | - | - | - | .030 | - |
| Batch truck dumpers | 3.750 | 4.000 | 40.00 | .200 | - | .300 | - | - | - | .030 | - |
| Air tool operators | 3.900 | 4.150 | 40.00 | .200 | - | .300 | - | - | - | .030 | - |
| Mortar mixers | 4.000 | 4.250 | 40.00 | .200 | - | .300 | - | - | - | .030 | - |
| Pipe layers | 3.850 | 4.100 | 40.00 | .200 | - | .300 | - | - | - | .030 | - |
| Other heavy construction | | | | | | | | | | | |
| Journeyman | | | | | | | | | | | |
| Carpenters | 7.350 | 8.100 | 40.00 | .450 | - | .300 | - | - | - | .030 | - |
| Piledrivers | 7.550 | 8.300 | 40.00 | .450 | - | .300 | - | - | - | .030 | - |
| Cement finishers | 7.380 | 7.680 | 40.00 | .300 | - | - | - | - | - | .030 | - |

See footnotes at end of table.

Table 20. Wage rates, hours, and employer contributions for selected benefits: Selected cities—Continued

(Union hourly wage rates, July 1, 1976, and wage rates, straight-time weekly hours, and employer insurance, pension, vacation, and other contributions to funds in the building trades, July 1, 1977)

| City and job classification | July 1, 1976 | July 1, 1977 | | | | | | | | | |
|--|----------------------------|----------------------------|-----------------------------|---|---------|---------|---------|--------------------|---------|---------------------|---------|
| | Rate per hour ¹ | Rate per hour ¹ | Hours per week ² | Employer contributions for selected benefits ³ | | | | | | | |
| | | | | Insurance ⁴ | | Pension | | Vacation | | Other ⁵ | |
| | | | | Dollars | Percent | Dollars | Percent | Dollars | Percent | Dollars | Percent |
| Birmingham, Ala.—Continued | | | | | | | | | | | |
| Other heavy construction—Continued | | | | | | | | | | | |
| Journeyman—Continued | | | | | | | | | | | |
| Engineers—Power equipment operators: | | | | | | | | | | | |
| Group A—Bulldozers, boom tractors, cranes, derricks, draglines, concrete pumps, push tractors, compressors (2 or more within 200 ft. radius), hoists (2 drums or more), mixers (5 bags or over), rollers (asphalt), motor graders, pile-drivers, scrapers, shovels, trenching machines | \$8.410 | \$9.110 | 40.00 | 0.400 | - | 0.300 | - | - | - | 0.030 | - |
| Group B—Hoists (1 drum), rollers (other than asphalt), pumps (2 or more 4 in. and over, within 200 ft. radius), | 7.970 | 8.570 | 40.00 | .400 | - | .300 | - | - | - | .030 | - |
| Group C—Air compressors, blade graders (pull type), mixers (under 5 bags) | 7.720 | 8.220 | 40.00 | .400 | - | .300 | - | - | - | .030 | - |
| Group D—Air compressors (125 and under), pumps 3 or less, (under 4 in.), oilers | 7.160 | 7.610 | 40.00 | .400 | - | .300 | - | - | - | .030 | - |
| Boston, Mass. | | | | | | | | | | | |
| Building construction | | | | | | | | | | | |
| Journeyman | | | | | | | | | | | |
| Asbestos workers | 9.260 | 9.860 | 40.00 | .900 | - | .900 | - | ⁶ 1.000 | - | - | - |
| Boilermakers | 10.680 | 11.300 | 40.00 | .950 | - | - | 10.00 | - | - | - | - |
| Bricklayers | 9.900 | 10.100 | 40.00 | .850 | - | 1.100 | - | - | - | .090 | - |
| Carpenters | 10.000 | 10.400 | 40.00 | .600 | - | 1.000 | - | - | - | .020 | - |
| Cement finishers | 10.200 | 10.450 | 40.00 | .950 | - | .500 | - | - | - | - | - |
| Electricians (inside wires) | 10.000 | 10.250 | 40.00 | .750 | - | 1.550 | 3.00 | - | - | ¹² 1.050 | - |
| Elevator constructors | 10.665 | 11.445 | 40.00 | .545 | 3.50 | .350 | - | - | 6.00 | .284 | - |
| Engineers—Power equipment operators: | | | | | | | | | | | |
| Heavy equipment: Power shovels, pile-drivers, hoisting engines | 10.610 | 11.050 | 40.00 | 1.100 | - | 1.000 | - | - | - | .400 | - |

See footnotes at end of table.

Table 20. Wage rates, hours, and employer contributions for selected benefits: Selected cities—Continued

(Union hourly wage rates, July 1, 1976, and wage rates, straight-time weekly hours, and employer insurance, pension, vacation, and other contributions to funds in the building trades, July 1, 1977)

| City and job classification | July 1, 1976 | July 1, 1977 | | | | | | | | | |
|---|----------------------------|----------------------------|-----------------------------|---|---------|---------|---------|--------------------|---------|--------------------|---------|
| | Rate per hour ¹ | Rate per hour ¹ | Hours per week ² | Employer contributions for selected benefits ³ | | | | | | | |
| | | | | Insurance ⁴ | | Pension | | Vacation | | Other ⁵ | |
| | | | | Dollars | Percent | Dollars | Percent | Dollars | Percent | Dollars | Percent |
| Boston, Mass. | | | | | | | | | | | |
| —Continued | | | | | | | | | | | |
| Building construction | | | | | | | | | | | |
| —Continued | | | | | | | | | | | |
| Journeyman | | | | | | | | | | | |
| —Continued | | | | | | | | | | | |
| Medium equipment: | | | | | | | | | | | |
| Bulldozers, graders, scrapers (21 yards struck or less) | \$10.490 | \$10.930 | 40.00 | 1.100 | - | 1.000 | - | - | - | 0.400 | - |
| Light equipment: | | | | | | | | | | | |
| Pumps, compressors, welding machines | 8.860 | 9.210 | 40.00 | 1.100 | - | 1.000 | - | - | - | .400 | - |
| Glaziers | +9.100 | 9.700 | 40.00 | .570 | - | .640 | - | ⁶ 0.700 | - | - | - |
| Lathers | 9.750 | 10.550 | 40.00 | .650 | - | .550 | - | - | - | .030 | - |
| Marble setters | 9.750 | 9.800 | 40.00 | .850 | - | 1.100 | - | - | - | .050 | - |
| Mosaic and terrazzo workers | 9.750 | 9.800 | 40.00 | .850 | - | 1.100 | - | - | - | .050 | - |
| Painters | 9.760 | 10.060 | 40.00 | .820 | - | 1.150 | - | - | - | .050 | - |
| Spray | 10.760 | 11.060 | 40.00 | .820 | - | 1.150 | - | - | - | .050 | - |
| Structural steel | 11.880 | 12.180 | 40.00 | .820 | - | 1.150 | - | - | - | .050 | - |
| Pipefitters | 10.260 | 11.260 | 40.00 | .940 | - | 1.200 | - | ⁶ .500 | - | .120 | - |
| Sprinkler fitters | 10.980 | 11.510 | 40.00 | .600 | - | .900 | - | ⁶ .500 | - | - | - |
| Refrigeration and air conditioning mechanics | 10.260 | 11.260 | 40.00 | .940 | - | 1.200 | - | ⁶ .500 | - | .120 | - |
| Plasterers | 9.250 | 9.700 | 40.00 | .550 | - | - | - | - | - | 1.650 | - |
| Plumbers | 10.800 | 10.800 | 40.00 | 1.020 | - | 1.280 | - | ⁶ .400 | - | .050 | - |
| Reinforcing iron workers | 9.740 | 10.340 | 40.00 | 1.000 | - | 1.500 | - | ⁶ .250 | - | .060 | - |
| Roofers, composition | 9.500 | 9.950 | 40.00 | .700 | - | 1.450 | - | ⁶ .250 | - | .120 | - |
| Waterproof and damp-proof | 9.500 | 9.950 | 40.00 | .700 | - | 1.450 | - | ⁶ .250 | - | .120 | - |
| Roofers, slate and tile | 9.500 | 10.200 | 40.00 | .700 | - | 1.450 | - | ⁶ .250 | - | .120 | - |
| Sheet-metal workers | 9.830 | 10.680 | 40.00 | 1.160 | - | 1.100 | - | ⁶ .300 | - | .100 | - |
| Stonemasons | 9.900 | 10.100 | 40.00 | .850 | - | 1.100 | - | - | - | .090 | - |
| Structural-iron workers | 9.740 | 10.340 | 40.00 | 1.000 | - | 1.500 | - | ⁶ .250 | - | .060 | - |
| Electric welders | 9.740 | 10.340 | 40.00 | 1.000 | - | 1.500 | - | ⁶ .250 | - | .060 | - |
| Tile layers | 9.750 | 9.800 | 40.00 | .850 | - | 1.100 | - | - | - | - | - |
| Helpers and laborers | | | | | | | | | | | |
| Bricklayers' tenders | | | | | | | | | | | |
| Agreement A | 7.750 | 8.000 | 40.00 | .600 | - | .700 | - | - | - | .170 | - |
| Agreement B | 7.750 | 8.000 | 40.00 | .600 | - | .700 | - | - | - | .170 | - |
| Building laborers: | | | | | | | | | | | |
| Agreement A | 7.500 | 7.750 | 40.00 | .600 | - | .700 | - | - | - | .170 | - |
| Agreement B | 7.500 | 7.750 | 40.00 | .600 | - | .700 | - | - | - | .170 | - |
| Agreement C | 7.500 | 7.750 | 40.00 | .600 | - | .700 | - | - | - | .170 | - |
| Elevator constructors' | | | | | | | | | | | |
| helpers | 7.465 | 8.010 | 40.00 | .545 | 3.50 | .350 | - | - | 6.00 | .284 | - |
| Marble setters' helpers | 8.710 | 8.900 | 40.00 | .850 | - | .500 | - | - | - | - | - |
| Plasterers' tenders: | | | | | | | | | | | |
| Agreement A | 7.750 | 8.000 | 40.00 | .600 | - | .700 | - | - | - | .170 | - |
| Agreement B | 7.750 | 8.000 | 40.00 | .600 | - | .700 | - | - | - | .170 | - |
| Terrazzo workers' | | | | | | | | | | | |
| helpers | 9.950 | 9.950 | 40.00 | - | - | .750 | - | - | - | .050 | - |
| Tile layers' helpers | 8.710 | 8.900 | 40.00 | .850 | - | .500 | - | - | - | - | - |

See footnotes at end of table.

Table 20. Wage rates, hours, and employer contributions for selected benefits: Selected cities—Continued

(Union hourly wage rates, July 1, 1976, and wage rates, straight-time weekly hours, and employer insurance, pension, vacation, and other contributions to funds in the building trades, July 1, 1977)

| City and job classification | July 1, 1976 | July 1, 1977 | | | | | | | | | |
|---|----------------------------|----------------------------|-----------------------------|---|---------|---------|---------|----------|---------|--------------------|---------|
| | Rate per hour ¹ | Rate per hour ¹ | Hours per week ² | Employer contributions for selected benefits ³ | | | | | | | |
| | | | | Insurance ⁴ | | Pension | | Vacation | | Other ⁵ | |
| | | | | Dollars | Percent | Dollars | Percent | Dollars | Percent | Dollars | Percent |
| Boston, Mass.—Continued | | | | | | | | | | | |
| Highway and street construction | | | | | | | | | | | |
| Journeyman | | | | | | | | | | | |
| Engineers—Power equipment operators: | | | | | | | | | | | |
| Heavy equipment: | | | | | | | | | | | |
| Power shovels, pile-drivers, lighters | \$10.610 | \$11.050 | 40.00 | 1.100 | - | 1.000 | - | - | - | 0.400 | - |
| Medium equipment: | | | | | | | | | | | |
| Bulldozers, cement mixers, steam boilers | 10.490 | 10.930 | 40.00 | 1.100 | - | 1.000 | - | - | - | .400 | - |
| Light equipment: | | | | | | | | | | | |
| Pumps, compressors, welding machines, concrete mixers | 8.860 | 9.210 | 40.00 | 1.100 | - | 1.000 | - | - | - | .400 | - |
| Helpers and laborers | | | | | | | | | | | |
| General laborers | 7.500 | 7.750 | 40.00 | .600 | - | .700 | - | - | - | .180 | - |
| Other heavy construction | | | | | | | | | | | |
| Journeyman | | | | | | | | | | | |
| Engineers—Power equipment operators: | | | | | | | | | | | |
| Heavy equipment: | | | | | | | | | | | |
| Power shovels, pile drivers, lighters | 10.610 | 11.050 | 40.00 | 1.100 | - | 1.000 | - | - | - | .400 | - |
| Medium equipment: | | | | | | | | | | | |
| Bulldozers, cement mixers, steam boilers | 10.490 | 10.930 | 40.00 | 1.100 | - | 1.000 | - | - | - | .400 | - |
| Light equipment: | | | | | | | | | | | |
| Pumps, compressors, welding machines, concrete mixers | 8.860 | 9.210 | 40.00 | 1.100 | - | 1.000 | - | - | - | .400 | - |
| Buffalo, N.Y. | | | | | | | | | | | |
| Building construction | | | | | | | | | | | |
| Journeyman | | | | | | | | | | | |
| Asbestos workers | 10.410 | 10.910 | 40.00 | 1.170 | - | .800 | - | - | - | - | - |
| Boilermakers | 10.600 | 11.150 | 40.00 | .900 | - | 1.250 | - | - | - | - | - |
| Bricklayers | 11.490 | 12.390 | 40.00 | - | - | 1.400 | - | - | - | .630 | - |
| Carpenters | 10.430 | 11.330 | 40.00 | ¹³ 1.250 | - | 1.550 | - | - | - | .070 | - |
| Millwrights | 10.430 | 11.330 | 40.00 | ¹³ 1.250 | - | 1.550 | - | - | - | .070 | - |

See footnotes at end of table.

Table 20. Wage rates, hours, and employer contributions for selected benefits: Selected cities—Continued

(Union hourly wage rates, July 1, 1976, and wage rates, straight-time weekly hours, and employer insurance, pension, vacation, and other contributions to funds in the building trades, July 1, 1977)

| City and job classification | July 1, 1976 | July 1, 1977 | | | | | | | | | |
|---|----------------------------|----------------------------|-----------------------------|---|---------|---------|--------------------|--------------------|--------------------|--------------------|---------|
| | Rate per hour ¹ | Rate per hour ¹ | Hours per week ² | Employer contributions for selected benefits ³ | | | | | | | |
| | | | | Insurance ⁴ | | Pension | | Vacation | | Other ⁵ | |
| | | | | Dollars | Percent | Dollars | Percent | Dollars | Percent | Dollars | Percent |
| Buffalo, N.Y.—Continued | | | | | | | | | | | |
| Building construction—Continued | | | | | | | | | | | |
| Journeyman—Continued | | | | | | | | | | | |
| Piledrivers | \$10.430 | \$11.330 | 40.00 | ¹³ 1.250 | - | 1.550 | - | - | - | 0.070 | - |
| Cement finishers | 11.630 | 12.680 | 40.00 | - | - | 1.250 | - | - | - | - | - |
| Machine operators, floor | 11.800 | 12.850 | 40.00 | - | - | 1.250 | - | - | - | - | - |
| Swing | 11.900 | 12.950 | 40.00 | - | - | 1.250 | - | - | - | - | - |
| Machine operators | 12.050 | 13.100 | 40.00 | - | - | 1.250 | - | - | - | - | - |
| Electricians (inside wires) | 11.616 | 11.616 | 35.00 | 1.000 | - | 1.250 | ¹⁴ 3.00 | - | ¹⁵ 7.00 | .050 | - |
| Residential wireman | 9.940 | ¹⁶ 9.443 | 35.00 | .350 | - | .600 | ¹⁷ 3.00 | - | ¹⁸ 5.00 | - | - |
| Elevator constructors | 10.990 | 11.510 | 40.00 | .545 | - | .350 | - | - | 6.00 | .286 | - |
| Engineers—Power equipment operators: | | | | | | | | | | | |
| Heavy equipment—Shovels, cranes, derricks | 11.435 | 11.835 | 40.00 | .500 | - | 1.150 | - | - | - | .720 | 2.69 |
| Medium equipment: | | | | | | | | | | | |
| Hoisting engineers, conveyor operators | 11.240 | 11.640 | 40.00 | .500 | - | 1.150 | - | - | - | .720 | 2.69 |
| Trenching machines | 11.280 | 11.680 | 40.00 | .500 | - | 1.150 | - | - | - | .720 | 2.69 |
| Light equipment: | | | | | | | | | | | |
| Compressors, mechanical heaters | 9.400 | ¹⁶ 8.750 | 40.00 | .500 | - | 1.150 | - | - | - | .720 | 2.69 |
| Pumps | 9.555 | ¹⁶ 8.900 | 40.00 | .500 | - | 1.150 | - | - | - | .720 | 2.69 |
| Glaziers | 9.740 | 10.340 | 40.00 | .800 | - | .700 | - | - | - | .950 | - |
| Lathers | 10.920 | 11.920 | 40.00 | - | - | .100 | - | - | - | .030 | - |
| Marble setters | 11.205 | 12.105 | 40.00 | - | - | 1.400 | - | - | - | .630 | - |
| Mosaic and terrazzo workers | 11.110 | 12.010 | 40.00 | - | - | 1.400 | - | - | - | .630 | - |
| Painters | 10.255 | 11.005 | 40.00 | .525 | - | .300 | - | - | - | .610 | - |
| Spray | 10.505 | 11.255 | 40.00 | .525 | - | .300 | - | - | - | .610 | - |
| Steel | 10.755 | 11.505 | 40.00 | .525 | - | .300 | - | - | - | .610 | - |
| Swing scaffold | 10.505 | 11.255 | 40.00 | .525 | - | .300 | - | - | - | .610 | - |
| High bridge | 11.920 | 12.670 | 40.00 | .525 | - | .300 | - | - | - | .610 | - |
| Paperhangers | + 10.505 | 11.255 | 40.00 | .525 | - | .300 | - | - | - | .610 | - |
| Pipefitters | 11.920 | 12.870 | 35.00 | .500 | - | .930 | - | - | - | .770 | - |
| Sprinkler fitters | + 10.740 | ⁸ 10.740 | 40.00 | .600 | - | .900 | - | ⁶ 0.950 | - | - | - |
| Plasterers | 11.060 | 12.060 | 40.00 | - | - | - | - | - | - | - | - |
| Plumbers | 11.380 | 11.700 | 35.00 | .830 | - | 1.110 | - | ⁶ .450 | - | .150 | - |
| Residential | 6.720 | ¹⁶ 6.420 | 40.00 | .830 | - | 1.110 | - | ⁶ .450 | - | .150 | - |
| Reinforcing iron workers | 10.880 | 11.520 | 40.00 | 1.060 | - | 1.560 | - | - | - | .070 | - |
| Roofers, composition | 9.740 | 10.620 | 40.00 | .890 | - | 1.300 | - | - | - | .040 | - |
| Roofers, slate and tile | 9.890 | 10.770 | 40.00 | .890 | - | 1.300 | - | - | - | .040 | - |
| Sheet-metal workers | 11.480 | 11.980 | 35.00 | .580 | - | 1.030 | - | - | - | .910 | - |
| Stonemasons | 11.490 | 12.390 | 40.00 | - | - | 1.400 | - | - | - | .630 | - |
| Structural-iron workers | 10.880 | 11.520 | 40.00 | 1.060 | - | 1.560 | - | - | - | .070 | - |
| Ornamental iron workers | 10.880 | 11.520 | 40.00 | 1.060 | - | 1.560 | - | - | - | .070 | - |
| Tile layers | 11.110 | 12.010 | 40.00 | - | - | 1.400 | - | - | - | .630 | - |
| Helpers and laborers | | | | | | | | | | | |
| Building laborers: | | | | | | | | | | | |
| Agreement A | 8.155 | 8.305 | 40.00 | 1.100 | - | 1.400 | - | - | - | .620 | - |
| Agreement B | 8.055 | 8.205 | 40.00 | 1.100 | - | 1.400 | - | - | - | .839 | - |

See footnotes at end of table.

Table 20. Wage rates, hours, and employer contributions for selected benefits: Selected cities—Continued

(Union hourly wage rates, July 1, 1976, and wage rates, straight-time weekly hours, and employer insurance, pension, vacation, and other contributions to funds in the building trades, July 1, 1977)

| City and job classification | July 1, 1976 | July 1, 1977 | | | | | | | | | |
|---|----------------------------|----------------------------|-----------------------------|---|---------|---------|---------|----------|---------|--------------------|---------|
| | Rate per hour ¹ | Rate per hour ¹ | Hours per week ² | Employer contributions for selected benefits ³ | | | | | | | |
| | | | | Insurance ⁴ | | Pension | | Vacation | | Other ⁵ | |
| | | | | Dollars | Percent | Dollars | Percent | Dollars | Percent | Dollars | Percent |
| Buffalo, N.Y.—Continued | | | | | | | | | | | |
| Building construction—Continued | | | | | | | | | | | |
| Helpers and laborers—Continued | | | | | | | | | | | |
| Elevator constructors' helpers | \$7.690 | \$8.760 | 40.00 | 0.545 | - | 0.350 | - | - | 6.00 | 0.286 | - |
| Marble setters' helpers | 8.910 | 9.510 | 40.00 | .550 | - | .400 | - | - | - | 1.000 | - |
| Terrazzo workers' helpers | 8.910 | 9.510 | 40.00 | .550 | - | .400 | - | - | - | 1.000 | - |
| Grinders | 9.010 | 9.610 | 40.00 | .550 | - | .400 | - | - | - | 1.000 | - |
| Tile layers' helpers | 8.910 | 9.510 | 40.00 | .550 | - | .400 | - | - | - | 1.000 | - |
| Highway and street construction | | | | | | | | | | | |
| Journeymen | | | | | | | | | | | |
| Engineers—Power equipment operators: | | | | | | | | | | | |
| Heavy equipment—Shovels, cranes, backhoes, pavers | 11.120 | 11.370 | 40.00 | .500 | - | 1.150 | - | - | - | .670 | 2.31 |
| Medium equipment—Rollers, hoisting engineers | 10.980 | 11.230 | 40.00 | .500 | - | 1.150 | - | - | - | .670 | 2.31 |
| Light equipment—Compressors, heating boilers | 9.240 | ¹⁶ 8.590 | 40.00 | .500 | - | 1.150 | - | - | - | .670 | 2.31 |
| Structural iron workers | 10.880 | 11.520 | 40.00 | 1.060 | - | 1.560 | - | - | - | .070 | - |
| Helpers and laborers | | | | | | | | | | | |
| General laborers | 8.055 | 8.055 | 40.00 | 1.100 | - | 1.400 | - | - | - | .786 | - |
| Other heavy construction | | | | | | | | | | | |
| Journeymen | | | | | | | | | | | |
| Engineers—Power equipment operators: | | | | | | | | | | | |
| Heavy equipment—shovels, cranes, backhoes | 11.120 | 11.370 | 40.00 | .500 | - | 1.150 | - | - | - | .670 | 2.31 |
| Medium equipment—Rollers, hoisting engine operators | 10.980 | 11.230 | 40.00 | .500 | - | 1.150 | - | - | - | .670 | 2.31 |
| Light equipment—Compressor operators, heating boilers | 9.240 | 8.590 | 40.00 | .500 | - | 1.150 | - | - | - | .670 | 2.31 |
| Structural iron workers | 10.880 | 11.520 | 40.00 | 1.060 | - | 1.560 | - | - | - | .070 | - |
| Ornamental iron workers | 10.880 | 11.520 | 40.00 | 1.060 | - | 1.560 | - | - | - | .070 | - |

See footnotes at end of table.

Table 20. Wage rates, hours, and employer contributions for selected benefits: Selected cities—Continued

(Union hourly wage rates, July 1, 1976, and wage rates, straight-time weekly hours, and employer insurance, pension, vacation, and other contributions to funds in the building trades, July 1, 1977)

| City and job classification | July 1, 1976 | July 1, 1977 | | | | | | | | | |
|--|----------------------------|----------------------------|-----------------------------|---|---------|---------|---------|--------------------|-------------------|--------------------|--------------------|
| | Rate per hour ¹ | Rate per hour ¹ | Hours per week ² | Employer contributions for selected benefits ³ | | | | | | | |
| | | | | Insurance ⁴ | | Pension | | Vacation | | Other ⁵ | |
| | | | | Dollars | Percent | Dollars | Percent | Dollars | Percent | Dollars | Percent |
| Buffalo, N.Y.—Continued | | | | | | | | | | | |
| Other heavy construction—Continued | | | | | | | | | | | |
| Helpers and laborers | | | | | | | | | | | |
| Miner-laborers | \$8.455 | \$8.605 | 40.00 | 1.100 | - | 1.400 | - | - | - | 0.849 | - |
| General laborers | 8.055 | 8.055 | 40.00 | 1.100 | - | 1.400 | - | - | - | .786 | - |
| Chattanooga, Tenn. | | | | | | | | | | | |
| Building construction | | | | | | | | | | | |
| Journeyman | | | | | | | | | | | |
| Asbestos workers | 7.880 | 9.000 | 40.00 | .450 | - | .200 | - | ⁶ 1.000 | - | - | - |
| Boilermakers | 8.800 | 9.300 | 40.00 | .950 | - | 1.000 | - | - | - | - | - |
| Bricklayers | 9.250 | 9.850 | 40.00 | .450 | - | .300 | - | - | - | .020 | - |
| Carpenters | 8.180 | 8.680 | 40.00 | .450 | - | .400 | - | - | - | .020 | - |
| Millwrights | 8.630 | 9.130 | 40.00 | .450 | - | .400 | - | - | - | .020 | - |
| Cement finishers | 8.100 | 8.700 | 40.00 | - | - | - | - | - | - | .020 | - |
| Electricians (inside wiring) | +8.314 | 8.884 | 40.00 | .650 | - | .400 | 3.00 | - | ⁶ 2.50 | - | ¹⁹ 3.50 |
| Elevator constructors | 8.660 | 9.095 | 40.00 | .545 | - | .350 | - | - | 6.00 | .020 | 2.30 |
| Engineers—Power equip- ment operators: | | | | | | | | | | | |
| Group A—Bulldozers, cranes, draglines, hoists, shovels, scrapers, trenching machines | 7.950 | 8.550 | 40.00 | .300 | - | .300 | - | - | - | .020 | - |
| Group B—Central com- pressor plants, pav- ing machines, trac- tors, concrete pumps, earth augers, fork- lifts | 7.150 | 7.750 | 40.00 | .300 | - | .300 | - | - | - | .020 | - |
| Group C—Portable com- pressors, pumps (2, not more than 3), welding machines, oilers (combination) | 6.550 | 7.150 | 40.00 | .300 | - | .300 | - | - | - | .020 | - |
| Group D—Air compres- sors (1 portable), firemen, portable crushers | 6.250 | 6.850 | 40.00 | .300 | - | .300 | - | - | - | .020 | - |
| Glaziers | 7.460 | 8.140 | 40.00 | - | - | - | - | - | 4.00 | - | - |
| Lathers | 8.350 | 8.950 | 40.00 | - | - | - | - | - | - | - | - |
| Marble setters | 9.250 | 9.850 | 40.00 | .450 | - | .300 | - | - | - | .020 | - |
| Mosaic and terrazzo workers | 9.250 | 9.850 | 40.00 | .450 | - | .300 | - | - | - | .020 | - |
| Painters, residential and commercial | 7.500 | 7.750 | 40.00 | .150 | - | .300 | - | - | - | - | - |
| Paperhangers | 7.750 | 8.000 | 40.00 | .150 | - | .300 | - | - | - | - | - |
| Pipefitters | 9.000 | 10.060 | 40.00 | .450 | - | .500 | - | - | - | .108 | - |
| Plasterers | 8.450 | 9.050 | 40.00 | - | - | - | - | - | - | - | - |
| Plumbers | 9.000 | 10.060 | 40.00 | .450 | - | .500 | - | - | - | .108 | - |
| Reinforcing iron workers | 8.610 | 8.610 | 40.00 | .550 | - | .500 | - | - | - | .020 | - |

See footnotes at end of table.

Table 20. Wage rates, hours, and employer contributions for selected benefits: Selected cities—Continued

(Union hourly wage rates, July 1, 1976, and wage rates, straight-time weekly hours, and employer insurance, pension, vacation, and other contributions to funds in the building trades, July 1, 1977)

| City and job classification | July 1, 1976 | July 1, 1977 | | | | | | | | | |
|--|----------------------------|----------------------------|-----------------------------|---|---------|---------|---------|--------------------|---------|--------------------|---------|
| | Rate per hour ¹ | Rate per hour ¹ | Hours per week ² | Employer contributions for selected benefits ³ | | | | | | | |
| | | | | Insurance ⁴ | | Pension | | Vacation | | Other ⁵ | |
| | | | | Dollars | Percent | Dollars | Percent | Dollars | Percent | Dollars | Percent |
| Chattanooga, Tenn.—Continued | | | | | | | | | | | |
| Building construction—Continued | | | | | | | | | | | |
| Journeyman—Continued | | | | | | | | | | | |
| Roofers, composition | \$8.200 | \$8.800 | 40.00 | - | - | 0.100 | - | - | - | - | - |
| Roofers, slate and tile | 8.400 | 9.000 | 40.00 | - | - | .100 | - | - | - | - | - |
| Sheet-metal workers | 9.340 | 9.720 | 40.00 | 0.580 | - | .660 | - | - | - | 0.090 | - |
| Stonemasons | 9.250 | 9.850 | 40.00 | .450 | - | .300 | - | - | - | .020 | - |
| Structural-iron workers | 8.610 | 8.610 | 40.00 | .550 | - | .500 | - | - | - | .020 | - |
| Tile layers | 9.250 | 9.850 | 40.00 | .450 | - | .300 | - | - | - | .020 | - |
| Helpers and laborers | | | | | | | | | | | |
| Bricklayers' tenders | 5.900 | 6.300 | 40.00 | .250 | - | .200 | - | - | - | .020 | - |
| Building laborers | 5.800 | 6.200 | 40.00 | .250 | - | .200 | - | - | - | .020 | - |
| Elevator constructors' helpers | 6.062 | 6.367 | 40.00 | .545 | - | .350 | - | - | 6.00 | .020 | 2.30 |
| Marble setters' helpers | 5.900 | 6.300 | 40.00 | .250 | - | .200 | - | - | - | .020 | - |
| Plasterers' laborers | 5.800 | 6.200 | 40.00 | .250 | - | .200 | - | - | - | .020 | - |
| Plumbers' laborers | 5.800 | 6.200 | 40.00 | .250 | - | .200 | - | - | - | .020 | - |
| Terrazzo workers' laborers | 5.900 | 6.300 | 40.00 | .250 | - | .200 | - | - | - | .020 | - |
| Tile layers' helpers | 5.900 | 6.300 | 40.00 | .250 | - | .200 | - | - | - | .020 | - |
| Chicago, Ill. | | | | | | | | | | | |
| Building construction | | | | | | | | | | | |
| Journeyman | | | | | | | | | | | |
| Asbestos workers | 10.510 | 11.110 | 40.00 | .810 | - | .990 | - | ⁶ 1.000 | - | .050 | - |
| Boilermakers | 11.550 | ⁸ 11.550 | 37.50 | .750 | - | 1.000 | - | - | - | .470 | 5.00 |
| Bricklayers | 10.410 | 11.210 | 40.00 | .800 | - | .750 | - | - | - | .070 | - |
| Carpenters | 10.150 | 11.000 | 40.00 | .880 | - | .980 | - | - | - | - | - |
| Cement finishers | 9.750 | 10.350 | 40.00 | 1.150 | - | 1.050 | - | - | - | ⁶ .410 | - |
| Swing scaffold | 10.000 | 10.600 | 40.00 | 1.150 | - | 1.050 | - | - | - | ⁶ .410 | - |
| Drywall tapers (finishers) | 8.950 | 9.450 | 40.00 | .575 | - | .450 | - | - | - | ⁶ .200 | - |
| Electricians (inside wires) | 10.750 | 11.750 | 40.00 | .968 | - | .779 | 3.00 | ⁶ .800 | - | .059 | - |
| Elevator constructors | 11.910 | 12.455 | 40.00 | .545 | - | .350 | - | - | 6.00 | .020 | 3.20 |
| Engineers—Power equipment operators: | | | | | | | | | | | |
| Class 1: | | | | | | | | | | | |
| Cranes | 10.550 | 11.850 | 40.00 | .750 | - | .850 | - | .400 | - | - | - |
| Class 2: | | | | | | | | | | | |
| Tractors | 9.250 | 10.550 | 40.00 | .750 | - | .850 | - | .400 | - | - | - |
| Class 3: | | | | | | | | | | | |
| Air compressors | 8.100 | 9.400 | 40.00 | .750 | - | .850 | - | .400 | - | - | - |
| Class 4: | | | | | | | | | | | |
| Oilers | 6.850 | 8.150 | 40.00 | .750 | - | .850 | - | .400 | - | - | - |
| Glaziers | 9.830 | 10.230 | 40.00 | .280 | - | .790 | - | - | - | ⁶ 1.000 | - |
| Lathers | 9.310 | 10.120 | 40.00 | .580 | - | .445 | - | ⁶ .900 | - | .075 | - |
| Machinists | 11.020 | 11.510 | 40.00 | .660 | - | .450 | - | - | 6.10 | - | - |

See footnotes at end of table.

Table 20. Wage rates, hours, and employer contributions for selected benefits: Selected cities—Continued

(Union hourly wage rates, July 1, 1976, and wage rates, straight-time weekly hours, and employer insurance, pension, vacation, and other contributions to funds in the building trades, July 1, 1977)

| City and job classification | July 1, 1976 | July 1, 1977 | | | | | | | | | | |
|---|----------------------------|----------------------------|-----------------------------|---|---------|---------|---------|--------------------|---------|--------------------|--------------------|------|
| | Rate per hour ¹ | Rate per hour ¹ | Hours per week ² | Employer contributions for selected benefits ³ | | | | | | | | |
| | | | | Insurance ⁴ | | Pension | | Vacation | | Other ⁵ | | |
| | | | | Dollars | Percent | Dollars | Percent | Dollars | Percent | Dollars | Percent | |
| Chicago, Ill.—Continued | | | | | | | | | | | | |
| Building construction—Continued | | | | | | | | | | | | |
| Journeyman—Continued | | | | | | | | | | | | |
| Marble setters and cutters | \$9.900 | \$10.050 | 40.00 | 0.800 | - | - | - | - | - | - | ⁶ 1.000 | - |
| Mosaic and terrazzo workers | 9.850 | 10.200 | 40.00 | .700 | - | 0.250 | - | - | - | - | .196 | - |
| Painters | 8.950 | 9.450 | 40.00 | .575 | - | .450 | - | - | - | - | ⁶ .200 | - |
| Paperhangers | 8.950 | 9.450 | 40.00 | .575 | - | .450 | - | - | - | - | ⁶ .200 | - |
| Pipefitters | 11.500 | 11.900 | 40.00 | .800 | - | 1.000 | - | - | - | - | .020 | - |
| Sprinkler fitters | 10.100 | 10.750 | 40.00 | .850 | - | .950 | - | - | - | - | ⁶ 1.000 | - |
| Plasterers | 9.600 | 10.370 | 40.00 | .675 | - | .920 | - | - | - | - | .150 | - |
| Plumbers | 10.920 | 11.420 | 40.00 | .750 | - | .750 | - | - | - | - | ⁶ .550 | - |
| Reinforcing iron workers | 11.050 | 11.600 | 40.00 | 1.400 | - | 1.680 | - | - | - | - | ⁶ .310 | - |
| Roofers, composition | 10.700 | 11.000 | 40.00 | 1.060 | - | .850 | - | ⁶ 0.500 | - | - | .020 | - |
| Roofers, slate and tile | 11.090 | 11.690 | 40.00 | 1.060 | - | .500 | - | - | - | - | - | - |
| Sheet-metal workers | 11.450 | 11.800 | 40.00 | .800 | - | .590 | - | - | - | - | .550 | - |
| Stonemasons | 10.410 | 11.210 | 40.00 | .800 | - | .750 | - | - | - | - | .070 | - |
| Structural-iron workers | 11.050 | 11.600 | 40.00 | 1.400 | - | 1.680 | - | - | - | - | .310 | - |
| Architectural iron finishers | 10.500 | 11.100 | 40.00 | .650 | - | .805 | - | - | - | - | .500 | - |
| Fence erectors | 7.450 | 8.120 | 40.00 | .650 | - | .805 | - | - | - | - | ⁶ .500 | - |
| Tile layers | 10.300 | 10.850 | 40.00 | .406 | - | .525 | - | - | - | - | .075 | - |
| Helpers and laborers | | | | | | | | | | | | |
| Bricklayers' tenders | 7.800 | 8.550 | 40.00 | .570 | - | 1.100 | - | - | - | - | - | - |
| Building laborers | 7.800 | 8.550 | 40.00 | .570 | - | 1.100 | - | - | - | - | - | - |
| Elevator constructors' helpers | 8.340 | 8.720 | 40.00 | .545 | - | .350 | - | - | 6.00 | - | .020 | 3.20 |
| Marble setters' helpers | 9.000 | 9.400 | 40.00 | .870 | - | - | - | .330 | - | - | - | - |
| Plasterers' laborers | 7.800 | 8.550 | 40.00 | .570 | - | 1.100 | - | - | - | - | - | - |
| Terrazzo workers' helpers: | | | | | | | | | | | | |
| Floor machines | 9.000 | 9.450 | 40.00 | .450 | - | .450 | - | - | - | - | - | 1.90 |
| Base machine operators | 9.250 | 9.700 | 40.00 | .450 | - | .450 | - | - | - | - | - | 1.90 |
| Tile layers' helpers | 9.050 | 9.550 | 40.00 | .406 | - | .525 | - | - | - | - | .075 | - |
| Highway and street construction | | | | | | | | | | | | |
| Journeyman | | | | | | | | | | | | |
| Carpenters | 10.150 | 11.000 | 40.00 | .880 | - | .980 | - | - | - | - | - | - |
| Cement finishers | 9.750 | 10.350 | 40.00 | 1.150 | - | 1.050 | - | - | - | - | ⁶ .410 | - |
| Swing scaffold | 10.000 | 10.600 | 40.00 | 1.150 | - | 1.050 | - | - | - | - | ⁶ .410 | - |
| Engineers—Power equipment operators: | | | | | | | | | | | | |
| Heavy equipment—Dericks, cranes, Koehring scoopers, power shovels | 10.200 | 11.500 | 40.00 | .750 | - | .850 | - | .400 | - | - | - | - |

See footnotes at end of table.

Table 20. Wage rates, hours, and employer contributions for selected benefits: Selected cities—Continued

(Union hourly wage rates, July 1, 1976, and wage rates, straight-time weekly hours, and employer insurance, pension, vacation, and other contributions to funds in the building trades, July 1, 1977)

| City and job classification | July 1, 1976 | July 1, 1977 | | | | | | | | | |
|--|----------------------------|----------------------------|-----------------------------|---|---------|---------|---------|----------|---------|--------------------|---------|
| | Rate per hour ¹ | Rate per hour ¹ | Hours per week ² | Employer contributions for selected benefits ³ | | | | | | | |
| | | | | Insurance ⁴ | | Pension | | Vacation | | Other ⁵ | |
| | | | | Dollars | Percent | Dollars | Percent | Dollars | Percent | Dollars | Percent |
| Chicago, Ill.—Continued | | | | | | | | | | | |
| Highway and street construction—Continued | | | | | | | | | | | |
| Journeyman—Continued | | | | | | | | | | | |
| Medium equipment—tractors, end loaders, and similar machines | \$9.650 | \$10.950 | 40.00 | 0.750 | - | 0.850 | - | 0.400 | - | - | - |
| Light equipment: | | | | | | | | | | | |
| Forklifts | 8.900 | 10.200 | 40.00 | .750 | - | .850 | - | .400 | - | - | - |
| Pumps, two or more welding machines | 7.800 | 9.100 | 40.00 | .750 | - | .850 | - | .400 | - | - | - |
| Oilers | 6.800 | 8.100 | 40.00 | .750 | - | .850 | - | .400 | - | - | - |
| Structural iron workers | 11.050 | 11.600 | 40.00 | 1.140 | - | 1.680 | - | - | - | ⁶ 0.310 | - |
| Helpers and laborers | | | | | | | | | | | |
| Construction laborers | 7.800 | 8.550 | 40.00 | .570 | - | 1.100 | - | - | - | - | - |
| Other heavy construction | | | | | | | | | | | |
| Journeyman | | | | | | | | | | | |
| Carpenters | 10.150 | 11.000 | 40.00 | .880 | - | .980 | - | - | - | - | - |
| Cement finishers | 9.750 | 10.350 | 40.00 | 1.150 | - | 1.050 | - | - | - | ⁶ .410 | - |
| Swing scaffold | 10.000 | 10.600 | 40.00 | 1.150 | - | 1.050 | - | - | - | ⁶ .410 | - |
| Engineers—Power equipment operators: | | | | | | | | | | | |
| Class I: | | | | | | | | | | | |
| Derricks, cranes, Koehring scoopers, power shovels | 10.200 | 11.500 | 40.00 | .750 | - | .850 | - | .400 | - | - | - |
| Class II: | | | | | | | | | | | |
| Tractors, end loaders scoops and similar machines | 9.650 | 10.950 | 40.00 | .750 | - | .850 | - | .400 | - | - | - |
| Class III: | | | | | | | | | | | |
| Forklifts, stone | 8.900 | 10.200 | 40.00 | .750 | - | .850 | - | .400 | - | - | - |
| Class IV: | | | | | | | | | | | |
| Pumps, 2 or more | 7.800 | 9.100 | 40.00 | .750 | - | .850 | - | .400 | - | - | - |
| Class V | 6.800 | 8.100 | 40.00 | .750 | - | .850 | - | .400 | - | - | - |
| Structural iron workers | 11.050 | 11.600 | 40.00 | 1.140 | - | 1.680 | - | - | - | ⁶ .310 | - |
| Helpers and laborers | | | | | | | | | | | |
| Construction laborers | 7.800 | 8.550 | 40.00 | .570 | - | 1.100 | - | - | - | - | - |

See footnotes at end of table.

Table 20. Wage rates, hours, and employer contributions for selected benefits: Selected cities—Continued

(Union hourly wage rates, July 1, 1976, and wage rates, straight-time weekly hours, and employer insurance, pension, vacation, and other contributions to funds in the building trades, July 1, 1977)

| City and job classification | July 1, 1976 | July 1, 1977 | | | | | | | | | |
|---|----------------------------|----------------------------|-----------------------------|---|---------|---------|---------|--------------------|---------|--------------------|---------|
| | Rate per hour ¹ | Rate per hour ¹ | Hours per week ² | Employer contributions for selected benefits ³ | | | | | | | |
| | | | | Insurance ⁴ | | Pension | | Vacation | | Other ⁵ | |
| | | | | Dollars | Percent | Dollars | Percent | Dollars | Percent | Dollars | Percent |
| Cincinnati, Ohio | | | | | | | | | | | |
| Building construction | | | | | | | | | | | |
| Journeyman | | | | | | | | | | | |
| Asbestos workers | \$10.510 | \$11.060 | 40.00 | 0.750 | - | 1.000 | - | ⁶ 1.100 | - | - | - |
| Boilermakers | 9.050 | 9.400 | 40.00 | .750 | - | 1.000 | - | - | - | 1.400 | - |
| Bricklayers | 10.795 | 11.645 | 40.00 | .550 | - | .350 | - | ⁶ .450 | - | .185 | - |
| Cleaners, pointers, and caulkers | 10.795 | 11.645 | 40.00 | .550 | - | .350 | - | ⁶ .450 | - | .185 | - |
| Carpenters | 10.550 | 11.400 | 40.00 | .600 | - | .650 | - | - | - | .110 | - |
| Millwrights | 9.690 | 10.890 | 40.00 | .500 | - | .850 | - | ⁶ .750 | - | .135 | - |
| Cement finishers | 9.670 | 10.430 | 40.00 | .750 | - | .700 | - | ⁶ 1.000 | - | .035 | - |
| Drywall tapers (fin- ishers): | | | | | | | | | | | |
| Commercial | 9.900 | 10.500 | 40.00 | - | - | .250 | - | ⁶ .500 | - | - | - |
| Industrial | 10.050 | 10.650 | 40.00 | - | - | .250 | - | ⁶ .500 | - | - | - |
| Residential | 9.580 | 10.180 | 40.00 | - | - | .250 | - | ⁶ .500 | - | - | - |
| Electrician (inside wires) | 9.936 | 10.902 | 40.00 | .500 | - | .400 | 3.00 | - | 8.00 | .200 | - |
| Elevator constructors | 10.635 | 11.780 | 40.00 | .545 | - | .350 | - | - | 6.00 | .020 | 2.31 |
| Engineers—Power equip- ment operators: | | | | | | | | | | | |
| Group A: | | | | | | | | | | | |
| Cranes, derricks, power shovels | 11.110 | 11.610 | 40.00 | .560 | - | 1.000 | - | - | - | .085 | - |
| Group B: | | | | | | | | | | | |
| Bulldozers, power graders | 10.950 | 11.450 | 40.00 | .560 | - | 1.000 | - | - | - | .085 | - |
| Group C: | | | | | | | | | | | |
| Air compressors, asphalt rollers, pumps | 10.590 | 11.090 | 40.00 | .560 | - | 1.000 | - | - | - | .085 | - |
| Group D: | | | | | | | | | | | |
| Compressors, mixers, rollers | 9.810 | 10.310 | 40.00 | .560 | - | 1.000 | - | - | - | .085 | - |
| Group E: | | | | | | | | | | | |
| Backfillers, con- crete spreaders | 9.480 | 9.980 | 40.00 | .560 | - | 1.000 | - | - | - | .085 | - |
| Group F: | | | | | | | | | | | |
| Oilers, pumps | 8.030 | 8.330 | 40.00 | .560 | - | 1.000 | - | - | - | .085 | - |
| Glaziers | 9.450 | 10.050 | 40.00 | - | - | .500 | - | ⁶ 1.250 | - | - | - |
| Lathers | 10.670 | 11.520 | 40.00 | - | - | .250 | - | ⁶ 1.000 | - | .235 | - |
| Machinists, construction and erection | 9.750 | 9.750 | 40.00 | .500 | - | .300 | - | .449 | - | .375 | - |
| Marble setters | 10.235 | 10.535 | 40.00 | .550 | - | .350 | - | ⁶ .450 | - | .025 | - |
| Mosaic and terrazzo workers | 10.185 | 10.485 | 40.00 | .550 | - | .350 | - | ⁶ .450 | - | .025 | - |
| Painters: | | | | | | | | | | | |
| Commercial | 9.900 | 10.500 | 40.00 | - | - | .250 | - | ⁶ .500 | - | - | - |
| Industrial | 10.050 | 10.650 | 40.00 | - | - | .250 | - | ⁶ .500 | - | - | - |
| Residential | 9.580 | 10.180 | 40.00 | - | - | .250 | - | ⁶ .500 | - | - | - |
| Paperhangers: | | | | | | | | | | | |
| Commercial | 9.900 | 10.500 | 40.00 | - | - | .250 | - | ⁶ .500 | - | - | - |
| Industrial | 10.050 | 10.650 | 40.00 | - | - | .250 | - | ⁶ .500 | - | - | - |
| Residential | 9.580 | 10.180 | 40.00 | - | - | .250 | - | ⁶ .500 | - | - | - |
| Pipefitters | 10.669 | 11.450 | 40.00 | .650 | - | 1.225 | - | ⁶ .750 | - | .390 | - |
| Plasterers | 10.195 | 10.695 | 40.00 | - | - | .500 | - | ⁶ 1.500 | - | .235 | - |
| Plumbers | 10.640 | 10.970 | 40.00 | .550 | - | 1.150 | - | ⁶ .850 | - | .500 | - |
| Reinforcing iron workers | 10.430 | 10.630 | 40.00 | .900 | - | 1.850 | - | - | - | - | - |

See footnotes at end of table.

Table 20. Wage rates, hours, and employer contributions for selected benefits: Selected cities—Continued

(Union hourly wage rates, July 1, 1976, and wage rates, straight-time weekly hours, and employer insurance, pension, vacation, and other contributions to funds in the building trades, July 1, 1977)

| City and job classification | July 1, 1976 | | July 1, 1977 | | | | | | | | |
|--|----------------------------|----------------------------|-----------------------------|---|---------|---------|---------|--------------------|---------|--------------------|---------|
| | Rate per hour ¹ | Rate per hour ¹ | Hours per week ² | Employer contributions for selected benefits ³ | | | | | | | |
| | | | | Insurance ⁴ | | Pension | | Vacation | | Other ⁵ | |
| | | | | Dollars | Percent | Dollars | Percent | Dollars | Percent | Dollars | Percent |
| Cincinnati, Ohio | | | | | | | | | | | |
| —Continued | | | | | | | | | | | |
| Building construction | | | | | | | | | | | |
| —Continued | | | | | | | | | | | |
| Journeyman | | | | | | | | | | | |
| —Continued | | | | | | | | | | | |
| Roofers, composition | \$10.480 | \$10.820 | 40.00 | - | - | 0.850 | - | ⁶ 1.500 | - | - | - |
| Sheet-metal workers | 9.935 | 10.435 | 40.00 | 0.600 | - | .810 | - | ⁶ .500 | - | 0.470 | - |
| Stonemasons | 10.795 | 11.645 | 40.00 | .550 | - | .350 | - | ⁶ .450 | - | .185 | - |
| Structural and ornamental ironworkers | 11.080 | 11.480 | 40.00 | .900 | - | 1.050 | - | - | - | .035 | - |
| Tile layers | 10.185 | 10.485 | 40.00 | .550 | - | .350 | - | ⁶ .450 | - | .025 | - |
| Helpers and laborers | | | | | | | | | | | |
| Bricklayers' tenders | 9.500 | 10.200 | 40.00 | .600 | - | .500 | - | - | - | .050 | - |
| Building laborers | 9.300 | 10.000 | 40.00 | .600 | - | .500 | - | - | - | .050 | - |
| Elevator constructors' helpers | 7.440 | 8.250 | 40.00 | .545 | - | .350 | - | - | 6.00 | .020 | 2.31 |
| Marble setters' helpers | 8.935 | 9.535 | 40.00 | - | - | - | - | ⁶ .500 | - | - | - |
| Marble polishers | 9.100 | 9.700 | 40.00 | - | - | - | - | ⁶ .500 | - | - | - |
| Terrazzo workers' helpers | 8.885 | 9.485 | 40.00 | - | - | - | - | ⁶ .500 | - | - | - |
| Base grinders | 9.305 | 9.905 | 40.00 | - | - | - | - | ⁶ .500 | - | - | - |
| Tile layers' helpers | 8.835 | 9.435 | 40.00 | - | - | - | - | ⁶ .500 | - | - | - |
| Highway and street construction | | | | | | | | | | | |
| Journeyman | | | | | | | | | | | |
| Carpenters | 10.550 | 11.400 | 40.00 | .600 | - | .650 | - | - | - | .035 | - |
| Piledrivers | 10.550 | 11.400 | 40.00 | .600 | - | .650 | - | - | - | .035 | - |
| Cement finishers | 8.980 | 10.680 | 40.00 | .600 | - | .150 | - | 1.000 | - | .050 | - |
| Engineers—Power equipment operators: | | | | | | | | | | | |
| Class A—Concrete pumps, cranes, derricks, draglines, pile driving machines | 10.290 | 11.040 | 40.00 | .560 | - | 1.000 | - | - | - | .040 | - |
| Class B—Asphalt pavers, bulldozers, power graders | 10.170 | 10.920 | 40.00 | .560 | - | 1.000 | - | - | - | .040 | - |
| Class C—Concrete mixers, asphalt rollers, welding machines | 9.130 | 9.880 | 40.00 | .560 | - | 1.000 | - | - | - | .040 | - |
| Class D—Compressors, concrete saws, crushers, drills | 8.700 | 9.450 | 40.00 | .560 | - | 1.000 | - | - | - | .040 | - |
| Class E—Oilers, signalmen | 7.140 | 7.640 | 40.00 | .560 | - | 1.000 | - | - | - | .040 | - |
| Structural iron workers | 11.080 | 11.480 | 40.00 | .900 | - | 1.050 | - | - | - | .035 | - |
| Helpers and laborers | | | | | | | | | | | |
| Construction laborers | 7.720 | 8.270 | 40.00 | .650 | - | .400 | - | - | - | .100 | - |

See footnotes at end of table.

Table 20. Wage rates, hours, and employer contributions for selected benefits: Selected cities—Continued

(Union hourly wage rates, July 1, 1976, and wage rates, straight-time weekly hours, and employer insurance, pension, vacation, and other contributions to funds in the building trades, July 1, 1977)

| City and job classification | July 1, 1976 | July 1, 1977 | | | | | | | | | |
|--|----------------------------|----------------------------|-----------------------------|---|---------|---------|---------|--------------------|---------|--------------------|---------|
| | Rate per hour ¹ | Rate per hour ¹ | Hours per week ² | Employer contributions for selected benefits ³ | | | | | | | |
| | | | | Insurance ⁴ | | Pension | | Vacation | | Other ⁵ | |
| | | | | Dollars | Percent | Dollars | Percent | Dollars | Percent | Dollars | Percent |
| Cincinnati, Ohio—Continued | | | | | | | | | | | |
| Other heavy construction | | | | | | | | | | | |
| Journeyman | | | | | | | | | | | |
| Carpenters | \$10.550 | \$11.400 | 40.00 | 0.600 | - | 0.650 | - | - | - | 0.035 | - |
| Piledrivers | 10.550 | 11.400 | 40.00 | .600 | - | .650 | - | - | - | .035 | - |
| Cement finishers | 8.980 | 10.680 | 40.00 | .600 | - | .150 | - | 1.000 | - | .050 | - |
| Engineers—Power equipment operators: | | | | | | | | | | | |
| Class A—Concrete pumps, cranes, derricks, draglines, pile driving machines | 10.290 | 11.040 | 40.00 | .560 | - | 1.000 | - | - | - | .040 | - |
| Class B—Asphalt pavers, bulldozers, power graders | 10.170 | 10.920 | 40.00 | .560 | - | 1.000 | - | - | - | .040 | - |
| Class C—Concrete mixers, asphalt rollers, welding machines | 9.130 | 9.880 | 40.00 | .560 | - | 1.000 | - | - | - | .040 | - |
| Class D—Compressors, concrete saws, crushers, drills, | 8.700 | 9.450 | 40.00 | .560 | - | 1.000 | - | - | - | .040 | - |
| Class E—Oilers, signalmen | 7.140 | 7.640 | 40.00 | .560 | - | 1.000 | - | - | - | .040 | - |
| Structural iron workers | 11.080 | 11.480 | 40.00 | .900 | - | 1.050 | - | - | - | .035 | - |
| Helpers and laborers | | | | | | | | | | | |
| Laborers | 7.720 | 8.270 | 40.00 | .650 | - | .400 | - | - | - | .100 | - |
| Cleveland, Ohio | | | | | | | | | | | |
| Building construction | | | | | | | | | | | |
| Journeyman | | | | | | | | | | | |
| Asbestos workers | 10.590 | 10.590 | 40.00 | - | - | - | - | ⁶ 3.300 | - | .060 | - |
| Boilermakers | 10.480 | 11.030 | 40.00 | .800 | - | 1.100 | - | ⁶ 1.000 | - | - | - |
| Bricklayers, general | 9.900 | 10.700 | 40.00 | 1.000 | - | 1.000 | - | 1.250 | - | .070 | - |
| Caisson and sewer | 10.400 | 11.200 | 40.00 | 1.000 | - | 1.000 | - | 1.250 | - | .070 | - |
| Carpenters | 10.600 | 11.100 | 40.00 | .770 | - | 1.250 | - | ⁶ 1.000 | - | .040 | - |
| Millwrights | 10.200 | 10.450 | 40.00 | .770 | - | 1.400 | - | ⁶ 1.500 | - | .040 | - |
| Piledrivers | 10.600 | 11.100 | 40.00 | .770 | - | 1.250 | - | ⁶ 1.000 | - | .070 | - |
| Cement finishers | 10.880 | 11.730 | 40.00 | - | - | - | - | ⁶ 2.000 | - | .040 | - |
| Electricians (inside wirers) | 10.910 | 11.670 | 40.00 | .550 | - | .460 | 3.00 | ⁶ 1.000 | - | ⁶ .250 | - |
| Elevator constructors | 11.955 | 12.790 | 40.00 | .745 | - | .350 | - | - | 6.00 | .020 | 2.31 |
| Engineers—Power equipment operators: | | | | | | | | | | | |
| Heavy equipment: Cranes (all types) | 11.670 | 12.420 | 40.00 | .560 | - | 1.000 | - | - | - | .090 | - |

See footnotes at end of table.

Table 20. Wage rates, hours, and employer contributions for selected benefits: Selected cities—Continued

(Union hourly wage rates, July 1, 1976, and wage rates, straight-time weekly hours, and employer insurance, pension, vacation, and other contributions to funds in the building trades, July 1, 1977)

| City and job classification | July 1, 1976 | July 1, 1977 | | | | | | | | | |
|--|-------------------------------|-------------------------------|-----------------------------------|---|---------|--------------------|---------|--------------------|---------|--------------------|---------|
| | Rate per hour ¹ | Rate per hour ¹ | Hours per week ² | Employer contributions for selected benefits ³ | | | | | | | |
| | | | | Insurance ⁴ | | Pension | | Vacation | | Other ⁵ | |
| | | | | Dollars | Percent | Dollars | Percent | Dollars | Percent | Dollars | Percent |
| Cleveland, Ohio | | | | | | | | | | | |
| —Continued | | | | | | | | | | | |
| Building construction | | | | | | | | | | | |
| —Continued | | | | | | | | | | | |
| Journeyman | | | | | | | | | | | |
| —Continued | | | | | | | | | | | |
| Power shovels, derricks | \$11.670 | \$12.420 | 40.00 | 0.560 | - | 1.000 | - | - | - | 0.090 | - |
| Medium equipment: Bulldozers and power graders | 11.520 | 12.270 | 40.00 | .560 | - | 1.000 | - | - | - | .090 | - |
| Trench machines (under 24 in.) | 11.170 | 11.920 | 40.00 | .560 | - | 1.000 | - | - | - | .090 | - |
| Light equipment: Pumps (4 in. and over), | 11.170 | 11.920 | 40.00 | .560 | - | 1.000 | - | - | - | .090 | - |
| Compressors, portable | 10.070 | 10.820 | 40.00 | .560 | - | 1.000 | - | - | - | .090 | - |
| Rollers, asphalt | 11.170 | 11.920 | 40.00 | .560 | - | 1.000 | - | - | - | .090 | - |
| Oilers, small pumps | 8.640 | 9.140 | 40.00 | .560 | - | 1.000 | - | - | - | .090 | - |
| Glaziers | 9.780 | 10.480 | 40.00 | .550 | - | .650 | - | ⁶ 1.500 | - | .010 | - |
| Lathers | 10.680 | 11.530 | 40.00 | - | - | 1.000 | - | - | - | ⁶ 1.500 | - |
| Machinists | 9.500 | 10.000 | 40.00 | - | - | - | - | .385 | - | .308 | - |
| Marble setters | 9.900 | 10.700 | 40.00 | 1.000 | - | 1.000 | - | 1.250 | - | .070 | - |
| Mosaic and terrazzo workers | 9.900 | 10.700 | 40.00 | 1.000 | - | 1.000 | - | 1.250 | - | .070 | - |
| Painters | 10.310 | 11.160 | 40.00 | .630 | - | .740 | - | .500 | - | .050 | - |
| Structural steel | 11.010 | 11.860 | 40.00 | .630 | - | .740 | - | .500 | - | .050 | - |
| Spray gun | 10.710 | 11.560 | 40.00 | .630 | - | .740 | - | .500 | - | .050 | - |
| Swing stage | 10.610 | 11.460 | 40.00 | .630 | - | .740 | - | .500 | - | .050 | - |
| Tapers | 11.010 | 11.860 | 40.00 | .630 | - | .740 | - | .500 | - | .050 | - |
| Paperhangers | 10.310 | 11.160 | 40.00 | .630 | - | .740 | - | .500 | - | .050 | - |
| Pipefitters | 11.420 | 11.970 | 40.00 | .800 | - | 1.100 | - | 1.000 | - | .300 | - |
| Refrigeration fitters | 11.420 | 11.970 | 40.00 | .800 | - | 1.100 | - | 1.000 | - | .300 | - |
| Plasterers | 11.150 | 12.000 | 40.00 | - | - | - | - | 2.000 | - | .130 | - |
| Plumbers | 10.430 | 11.230 | 40.00 | .750 | - | 1.000 | - | 1.000 | - | .080 | - |
| Reinforcing iron workers | 10.870 | 11.220 | 40.00 | .800 | - | 1.100 | - | 1.000 | - | .030 | - |
| Roofers, composition | 10.310 | 11.160 | 40.00 | .250 | - | .500 | - | - | - | ⁶ 2.040 | - |
| Roofers, slate and tile | 10.310 | 11.160 | 40.00 | .250 | - | .500 | - | - | - | ⁶ 2.040 | - |
| Sheet-metal workers | 10.360 | 11.180 | 40.00 | .600 | - | 1.130 | - | ⁶ 1.000 | - | .100 | - |
| Stonemasons | 9.900 | 10.700 | 40.00 | 1.000 | - | 1.000 | - | ⁶ 1.250 | - | .070 | - |
| Structural-iron workers | 10.870 | 11.220 | 40.00 | .800 | - | 1.100 | - | ⁶ 1.000 | - | .030 | - |
| Tile layers | 10.345 | 11.055 | 40.00 | - | - | ⁶ 1.500 | - | ⁶ 1.000 | - | - | - |
| Helpers and laborers | | | | | | | | | | | |
| Bricklayers' tenders | 8.420 | 9.970 | 40.00 | .970 | - | 1.200 | - | - | - | .340 | - |
| Building laborers | 8.420 | 9.970 | 40.00 | .970 | - | 1.200 | - | - | - | .340 | - |
| Elevator constructors' helpers | 8.370 | 8.950 | 40.00 | .745 | - | .350 | - | - | 6.00 | .020 | 2.31 |
| Marble setters' helpers | 11.060 | 11.410 | 40.00 | - | - | 1.000 | - | - | - | - | - |
| Plasterers' laborers | 8.420 | 9.970 | 40.00 | .970 | - | 1.200 | - | - | - | .340 | - |
| Plumbers' laborers | 8.420 | 9.970 | 40.00 | .970 | - | 1.200 | - | - | - | .340 | - |
| Terrazzo workers' helpers | 11.570 | 12.120 | 40.00 | - | - | .850 | - | - | - | .050 | - |
| Base machine operators | 11.570 | 12.120 | 40.00 | - | - | .850 | - | - | - | .050 | - |
| Tile layers' helpers | 11.590 | 11.940 | 40.00 | - | - | 1.000 | - | - | - | - | - |

See footnotes at end of table.

Table 20. Wage rates, hours, and employer contributions for selected benefits: Selected cities—Continued

(Union hourly wage rates, July 1, 1976, and wage rates, straight-time weekly hours, and employer insurance, pension, vacation, and other contributions to funds in the building trades, July 1, 1977)

| City and job classification | July 1, 1976 | July 1, 1977 | | | | | | | | | |
|--|----------------------------|----------------------------|-----------------------------|---|---------|---------|---------|--------------------|---------|--------------------|---------|
| | Rate per hour ¹ | Rate per hour ¹ | Hours per week ² | Employer contributions for selected benefits ³ | | | | | | | |
| | | | | Insurance ⁴ | | Pension | | Vacation | | Other ⁵ | |
| | | | | Dollars | Percent | Dollars | Percent | Dollars | Percent | Dollars | Percent |
| Cleveland, Ohio—Continued | | | | | | | | | | | |
| Highway and street construction | | | | | | | | | | | |
| Journeyman | | | | | | | | | | | |
| Carpenters | \$10.600 | \$11.100 | 40.00 | 0.770 | - | 1.250 | - | ⁶ 1.000 | - | 0.040 | - |
| Piledrivers | 10.600 | 11.100 | 40.00 | .770 | - | 1.250 | - | ⁶ 1.000 | - | .040 | - |
| Cement finishers | 10.530 | 11.330 | 40.00 | .600 | - | .150 | - | - | - | - | - |
| Engineers—Power equipment operators: | | | | | | | | | | | |
| Heavy equipment: | | | | | | | | | | | |
| Cranes, power shovels, derricks | 11.030 | 12.030 | 40.00 | .560 | - | 1.000 | - | - | - | .040 | - |
| Medium equipment: | | | | | | | | | | | |
| Bulldozers, power graders, trench machines under 24 in. | 10.930 | 11.930 | 40.00 | .560 | - | 1.000 | - | - | - | .040 | - |
| Light equipment: | | | | | | | | | | | |
| Pumps 4 in. and over, asphalt rollers | 9.890 | 10.890 | 40.00 | .560 | - | 1.000 | - | - | - | .040 | - |
| Portable compressors | 9.420 | 10.420 | 40.00 | .560 | - | 1.000 | - | - | - | .040 | - |
| Structural iron workers | 10.870 | 11.220 | 40.00 | .800 | - | 1.100 | - | ⁶ 1.000 | - | .030 | - |
| Helpers and laborers | | | | | | | | | | | |
| Common laborers: | | | | | | | | | | | |
| Group I | 8.830 | 9.530 | 40.00 | .650 | - | .400 | - | - | - | .100 | - |
| Group II | 8.955 | 9.655 | 40.00 | .650 | - | .400 | - | - | - | .100 | - |
| Group III | 9.030 | 9.730 | 40.00 | .650 | - | .400 | - | - | - | .100 | - |
| Group IV | 9.180 | 9.880 | 40.00 | .650 | - | .400 | - | - | - | .100 | - |
| Group V | 9.480 | 10.180 | 40.00 | .650 | - | .400 | - | - | - | .100 | - |
| Other heavy construction | | | | | | | | | | | |
| Journeyman | | | | | | | | | | | |
| Carpenters | 10.600 | 11.100 | 40.00 | .770 | - | 1.250 | - | ⁶ 1.000 | - | .040 | - |
| Millwrights | 10.200 | 10.700 | 40.00 | .770 | - | 1.400 | - | ⁶ 1.250 | - | .040 | - |
| Piledrivers | 10.600 | 11.100 | 40.00 | .770 | - | 1.250 | - | ⁶ 1.000 | - | .040 | - |
| Cement finishers | 10.530 | 11.330 | 40.00 | .600 | - | .150 | - | - | - | - | - |
| Sewage treatment plants | 11.960 | 12.650 | 40.00 | .600 | - | .150 | - | - | - | - | - |
| Engineers—Power equipment operators: | | | | | | | | | | | |
| Heavy equipment: | | | | | | | | | | | |
| Cranes, power shovels, derricks | 11.030 | 12.030 | 40.00 | .560 | - | 1.000 | - | - | - | .040 | - |
| Medium equipment: | | | | | | | | | | | |
| Bulldozers, power graders, trench machines under 24 in. | 10.930 | 11.930 | 40.00 | .560 | - | 1.000 | - | - | - | .040 | - |

See footnotes at end of table.

Table 20. Wage rates, hours, and employer contributions for selected benefits: Selected cities—Continued

(Union hourly wage rates, July 1, 1976, and wage rates, straight-time weekly hours, and employer insurance, pension, vacation, and other contributions to funds in the building trades, July 1, 1977)

| City and job classification | July 1, 1976 | | July 1, 1977 | | | | | | | | |
|---|----------------------------|----------------------------|-----------------------------|---|---------|---------|---------|--------------------|---------|--------------------|---------|
| | Rate per hour ¹ | Rate per hour ¹ | Hours per week ² | Employer contributions for selected benefits ³ | | | | | | | |
| | | | | Insurance ⁴ | | Pension | | Vacation | | Other ⁵ | |
| | | | | Dollars | Percent | Dollars | Percent | Dollars | Percent | Dollars | Percent |
| Cleveland, Ohio | | | | | | | | | | | |
| —Continued | | | | | | | | | | | |
| Other heavy construction | | | | | | | | | | | |
| —Continued | | | | | | | | | | | |
| Journeyman | | | | | | | | | | | |
| —Continued | | | | | | | | | | | |
| Light equipment: | | | | | | | | | | | |
| Pumps 4 in. and over, asphalt rollers | \$9.890 | \$10.890 | 40.00 | .560 | - | 1.000 | - | - | - | 0.040 | - |
| Portable compressors | 9.420 | 10.420 | 40.00 | .560 | - | 1.000 | - | - | - | .040 | - |
| Structural iron workers | 10.870 | 11.220 | 40.00 | .800 | - | 1.100 | - | ⁶ 1.000 | - | .030 | - |
| Helpers and laborers | | | | | | | | | | | |
| Common laborers: | | | | | | | | | | | |
| Group I | 8.830 | 9.530 | 40.00 | .650 | - | .400 | - | - | - | .100 | - |
| Group II | 8.955 | 9.655 | 40.00 | .650 | - | .400 | - | - | - | .100 | - |
| Group III | 9.030 | 9.730 | 40.00 | .650 | - | .400 | - | - | - | .100 | - |
| Group IV | 9.180 | 9.880 | 40.00 | .650 | - | .400 | - | - | - | .100 | - |
| Group V | 9.480 | 10.180 | 40.00 | .650 | - | .400 | - | - | - | .100 | - |
| Columbus, Ohio | | | | | | | | | | | |
| Building construction | | | | | | | | | | | |
| Journeyman | | | | | | | | | | | |
| Asbestos workers | 9.820 | 10.770 | 40.00 | .450 | - | 1.000 | - | ⁶ .950 | - | .060 | - |
| Boilermakers | 9.050 | 9.400 | 40.00 | .750 | - | 1.000 | - | - | - | 1.400 | - |
| Bricklayers | 10.390 | 10.640 | 40.00 | .800 | - | .800 | - | - | - | .010 | - |
| Carpenters | 9.370 | 9.870 | 40.00 | .400 | - | .700 | - | - | - | .030 | - |
| Resilient floor layers | 9.370 | 9.870 | 40.00 | .400 | - | .700 | - | - | - | .030 | - |
| Cement finishers | 9.350 | 9.800 | 40.00 | .600 | - | .200 | - | - | - | .020 | - |
| Drywall tapers (finishers) | 9.850 | 10.390 | 40.00 | .550 | - | .550 | - | - | - | - | - |
| Electricians (inside wires) | 10.980 | 11.480 | 40.00 | .400 | - | .870 | 3.00 | - | - | .060 | 1.00 |
| Elevator constructors | 10.285 | 11.160 | 40.00 | .545 | - | .350 | - | - | 6.00 | .020 | 2.31 |
| Engineers—Power equipment operators: | | | | | | | | | | | |
| Heavy equipment: | | | | | | | | | | | |
| Cranes (all types) | 11.110 | 11.610 | 40.00 | .560 | - | 1.000 | - | - | - | .070 | - |
| Power shovels | 11.110 | 11.610 | 40.00 | .560 | - | 1.000 | - | - | - | .070 | - |
| Derricks | 11.110 | 11.610 | 40.00 | .560 | - | 1.000 | - | - | - | .070 | - |
| Medium equipment: | | | | | | | | | | | |
| Power graders, bulldozers | 10.950 | 11.450 | 40.00 | .560 | - | 1.000 | - | - | - | .070 | - |
| Trench machines (24 in. and under) | 10.590 | 11.090 | 40.00 | .560 | - | 1.000 | - | - | - | .070 | - |
| Roller brick, grade | 9.810 | 10.310 | 40.00 | .560 | - | 1.000 | - | - | - | .070 | - |
| Light equipment: | | | | | | | | | | | |
| Pumps, 4 in. and over | 10.590 | 11.090 | 40.00 | .560 | - | 1.000 | - | - | - | .070 | - |
| Portable compressors | 9.480 | 9.980 | 40.00 | .560 | - | 1.000 | - | - | - | .070 | - |
| Asphalt rollers | 10.590 | 11.090 | 40.00 | .560 | - | 1.000 | - | - | - | .070 | - |
| Backfillers, concrete spreaders | 9.480 | 9.980 | 40.00 | .560 | - | 1.000 | - | - | - | .070 | - |

See footnotes at end of table.

Table 20. Wage rates, hours, and employer contributions for selected benefits: Selected cities—Continued

(Union hourly wage rates, July 1, 1976, and wage rates, straight-time weekly hours, and employer insurance, pension, vacation, and other contributions to funds in the building trades, July 1, 1977)

| City and job classification | July 1, 1976 | July 1, 1977 | | | | | | | | | |
|--|-------------------------------|-------------------------------|-----------------------------------|---|---------|---------|---------|--------------------|---------|--------------------|------------------|
| | Rate per hour ¹ | Rate per hour ¹ | Hours per week ² | Employer contributions for selected benefits ³ | | | | | | | |
| | | | | Insurance ⁴ | | Pension | | Vacation | | Other ⁵ | |
| | | | | Dollars | Percent | Dollars | Percent | Dollars | Percent | Dollars | Percent |
| Columbus, Ohio | | | | | | | | | | | |
| —Continued | | | | | | | | | | | |
| Building construction | | | | | | | | | | | |
| —Continued | | | | | | | | | | | |
| Journeymen | | | | | | | | | | | |
| —Continued | | | | | | | | | | | |
| Oilers, small pumps | \$8.030 | \$8.330 | 40.00 | 0.560 | - | 1.000 | - | - | - | 0.070 | - |
| Glaziers | 9.570 | 10.320 | 40.00 | - | - | .570 | - | ⁶ 0.200 | - | - | - |
| Lathers | 8.400 | 9.100 | 40.00 | - | - | .400 | - | - | - | ⁶ 1.250 | - |
| Marble setters | 10.000 | 10.650 | 40.00 | - | - | - | - | - | - | - | - |
| Mosaic and terrazzo workers | 10.000 | 10.650 | 40.00 | - | - | - | - | - | - | - | - |
| Painters | 9.450 | 9.990 | 40.00 | .550 | - | .550 | - | - | - | - | - |
| Spray | 9.950 | 10.490 | 40.00 | .550 | - | .550 | - | - | - | - | - |
| Structural steel | 9.750 | 10.290 | 40.00 | .550 | - | .550 | - | - | - | - | - |
| Swing stage | 9.750 | 10.290 | 40.00 | .550 | - | .550 | - | - | - | - | - |
| Paperhangers | 9.450 | 9.990 | 40.00 | .550 | - | .550 | - | - | - | - | - |
| Pipefitters | 10.670 | 11.070 | 40.00 | .650 | - | .800 | - | ⁶ 1.000 | - | .220 | - |
| Plasterers | 8.740 | 9.340 | 40.00 | .600 | - | .300 | - | - | - | .500 | - |
| Plumbers | 10.670 | 11.070 | 40.00 | .650 | - | .800 | - | ⁶ 1.000 | - | .220 | - |
| Reinforcing iron workers | 10.350 | 10.850 | 40.00 | .900 | - | 1.550 | - | - | - | .010 | - |
| Riggers and machinery movers | 10.350 | 10.850 | 40.00 | .900 | - | 1.550 | - | - | - | .010 | - |
| Welders | 10.350 | 10.850 | 40.00 | .900 | - | 1.550 | - | - | - | .010 | - |
| Fence erectors | 10.350 | 10.850 | 40.00 | .900 | - | 1.550 | - | - | - | .010 | - |
| Sheeters | 10.350 | 10.850 | 40.00 | .900 | - | 1.550 | - | - | - | .010 | - |
| Roofers, composition | 9.445 | 10.195 | 40.00 | .600 | - | .650 | - | ⁶ 1.000 | - | - | - |
| Roofers, slate and tile | 9.445 | 10.195 | 40.00 | .600 | - | .650 | - | ⁶ 1.000 | - | - | - |
| Sheet-metal workers | 10.420 | 10.820 | 40.00 | .450 | - | 1.050 | - | - | - | (⁹) | (⁹) |
| Stonemasons | 10.390 | 10.640 | 40.00 | .800 | - | .800 | - | - | - | .010 | - |
| Structural-iron workers | 10.350 | 10.850 | 40.00 | .900 | - | 1.550 | - | - | - | .010 | - |
| Ornamental iron workers | 10.350 | 10.850 | 40.00 | .900 | - | 1.550 | - | - | - | .010 | - |
| Tile layers | 10.000 | 10.650 | 40.00 | - | - | - | - | - | - | - | - |
| Helpers and laborers | | | | | | | | | | | |
| Bricklayers' tenders | 7.290 | 8.140 | 40.00 | .550 | - | .400 | - | - | - | ⁶ .470 | - |
| Building laborers | 7.090 | 7.940 | 40.00 | .550 | - | .400 | - | - | - | ⁶ .470 | - |
| Elevator constructors' helpers: | | | | | | | | | | | |
| After 6 months | 7.200 | 7.810 | 40.00 | .545 | - | .350 | - | - | 6.00 | .020 | 2.31 |
| Marble setters' helpers | 8.000 | 8.650 | 40.00 | - | - | - | - | - | - | - | - |
| Plasterers' laborers | 7.290 | 8.140 | 40.00 | .550 | - | .400 | - | - | - | ⁶ .470 | - |
| Terrazzo workers' helpers | 8.000 | 8.650 | 40.00 | - | - | - | - | - | - | - | - |
| Base grinders | 8.350 | 9.000 | 40.00 | - | - | - | - | - | - | - | - |
| Floor grinders | 8.150 | 8.800 | 40.00 | - | - | - | - | - | - | - | - |
| Tile layers' helpers | 8.000 | 8.650 | 40.00 | - | - | - | - | - | - | - | - |
| Highway and street construction | | | | | | | | | | | |
| Journeymen | | | | | | | | | | | |
| Carpenters | 9.370 | 9.870 | 40.00 | .400 | - | .700 | - | - | - | .030 | - |
| Cement finishers | 9.430 | 9.880 | 40.00 | .600 | - | .150 | - | - | - | - | - |

See footnotes at end of table.

Table 20. Wage rates, hours, and employer contributions for selected benefits: Selected cities—Continued

(Union hourly wage rates, July 1, 1976, and wage rates, straight-time weekly hours, and employer insurance, pension, vacation, and other contributions to funds in the building trades, July 1, 1977)

| City and job classification | July 1, 1976 | July 1, 1977 | | | | | | | | | |
|--|----------------------------|----------------------------|-----------------------------|---|---------|---------|---------|----------|---------|--------------------|---------|
| | Rate per hour ¹ | Rate per hour ¹ | Hours per week ² | Employer contributions for selected benefits ³ | | | | | | | |
| | | | | Insurance ⁴ | | Pension | | Vacation | | Other ⁵ | |
| | | | | Dollars | Percent | Dollars | Percent | Dollars | Percent | Dollars | Percent |
| Columbus, Ohio | | | | | | | | | | | |
| —Continued | | | | | | | | | | | |
| Highway and street construction | | | | | | | | | | | |
| —Continued | | | | | | | | | | | |
| Journeyman | | | | | | | | | | | |
| —Continued | | | | | | | | | | | |
| Engineers—Power equipment operators: | | | | | | | | | | | |
| Heavy equipment | \$10.290 | \$11.040 | 40.00 | .560 | - | 1.000 | - | - | - | 0.040 | - |
| Power graders, bulldozers, trench machines | 10.170 | 10.920 | 40.00 | .560 | - | 1.000 | - | - | - | .040 | - |
| Asphalt rollers, pumps (4 in. and over) | 9.130 | 9.880 | 40.00 | .560 | - | 1.000 | - | - | - | .040 | - |
| Rollers, brick grade, portable compressors | 8.700 | 9.450 | 40.00 | .560 | - | 1.000 | - | - | - | .040 | - |
| Structural iron workers | 10.350 | 10.850 | 40.00 | .900 | - | 1.550 | - | - | - | .010 | - |
| Helpers and laborers | | | | | | | | | | | |
| Common laborers | 7.720 | 8.270 | 40.00 | .650 | - | .400 | - | - | - | .100 | - |
| Other heavy construction | | | | | | | | | | | |
| Journeyman | | | | | | | | | | | |
| Carpenters | 9.370 | 9.870 | 40.00 | .400 | - | .700 | - | - | - | .030 | - |
| Cement finishers | 9.430 | 9.880 | 40.00 | .600 | - | .150 | - | - | - | - | - |
| Engineers—Power equipment operators | | | | | | | | | | | |
| heavy equipment | 10.290 | 11.040 | 40.00 | .560 | - | 1.000 | - | - | - | .040 | - |
| Power graders, bulldozers, trench machines | 10.170 | 10.920 | 40.00 | .560 | - | 1.000 | - | - | - | .040 | - |
| Asphalt rollers, pumps (4 in. and over) | 9.130 | 9.880 | 40.00 | .560 | - | 1.000 | - | - | - | .040 | - |
| Rollers, brick grade, portable compressors | 8.700 | 9.450 | 40.00 | .560 | - | 1.000 | - | - | - | .040 | - |
| Structural iron workers | 10.350 | 10.850 | 40.00 | .900 | - | 1.550 | - | - | - | .010 | - |
| Helpers and laborers | | | | | | | | | | | |
| Common laborers | 7.720 | 8.270 | 40.00 | .650 | - | .400 | - | - | - | .100 | - |
| Corpus Christi, Texas | | | | | | | | | | | |
| Building construction | | | | | | | | | | | |
| Journeyman | | | | | | | | | | | |
| Asbestos workers | 9.290 | 9.790 | 40.00 | .500 | - | .500 | - | - | - | - | - |
| Boilermakers | 9.000 | 10.000 | 40.00 | .500 | - | 1.000 | - | - | - | - | - |
| Bricklayers | 7.910 | 8.560 | 40.00 | .280 | - | .300 | - | - | - | .120 | - |
| Carpenters | 7.090 | 7.590 | 40.00 | .460 | - | .300 | - | - | - | - | - |
| Millwrights | 8.550 | 9.800 | 40.00 | - | - | - | - | - | - | - | - |

See footnotes at end of table.

Table 20. Wage rates, hours, and employer contributions for selected benefits: Selected cities—Continued

(Union hourly wage rates, July 1, 1976, and wage rates, straight-time weekly hours, and employer insurance, pension, vacation, and other contributions to funds in the building trades, July 1, 1977)

| City and job classification | July 1, 1976 | July 1, 1977 | | | | | | | | | |
|--------------------------------------|----------------------------|----------------------------|-----------------------------|---|---------|---------|---------|-------------------|-------------------|--------------------|---------|
| | Rate per hour ¹ | Rate per hour ¹ | Hours per week ² | Employer contributions for selected benefits ³ | | | | | | | |
| | | | | Insurance ⁴ | | Pension | | Vacation | | Other ⁵ | |
| | | | | Dollars | Percent | Dollars | Percent | Dollars | Percent | Dollars | Percent |
| Corpus Christi, Texas | | | | | | | | | | | |
| —Continued | | | | | | | | | | | |
| Building construction | | | | | | | | | | | |
| —Continued | | | | | | | | | | | |
| Journeyman | | | | | | | | | | | |
| —Continued | | | | | | | | | | | |
| Cement finishers | \$7.650 | \$8.250 | 40.00 | - | - | - | - | - | - | - | - |
| Drywall tapers (finishers) | 8.130 | 8.330 | 40.00 | 0.400 | - | 0.250 | - | - | - | - | - |
| Electricians (inside wirers) | 9.072 | 10.128 | 40.00 | .600 | - | - | 3.00 | - | ⁶ 4.00 | - | 1.00 |
| Elevator constructors | 9.070 | 9.270 | 40.00 | .545 | - | .350 | - | - | 6.00 | 0.020 | 2.30 |
| Engineers—Power equipment operators: | | | | | | | | | | | |
| Heavy equipment | 7.350 | 8.150 | 40.00 | .280 | - | .450 | - | - | - | - | - |
| Light equipment | 6.425 | 7.025 | 40.00 | .280 | - | .450 | - | - | - | - | - |
| Glaziers | 6.340 | 6.850 | 40.00 | - | - | .200 | - | - | - | - | - |
| Lathers | 7.750 | 8.450 | 40.00 | .300 | - | .200 | - | 1.000 | - | .050 | - |
| Mosaic and terrazzo workers | 7.280 | 7.930 | 40.00 | - | - | .150 | - | - | - | - | - |
| Painters: | | | | | | | | | | | |
| Commercial | 7.180 | 7.380 | 40.00 | .400 | - | .250 | - | - | - | - | - |
| Spray | 7.580 | 7.780 | 40.00 | .400 | - | .250 | - | - | - | - | - |
| Industrial: | | | | | | | | | | | |
| Brush | 7.430 | 7.630 | 40.00 | .400 | - | .250 | - | - | - | - | - |
| Spray | 7.680 | 7.880 | 40.00 | .400 | - | .250 | - | - | - | - | - |
| Paperhangers | 7.580 | 7.780 | 40.00 | .400 | - | .250 | - | - | - | - | - |
| Plasterers | 9.050 | 9.600 | 40.00 | - | - | - | - | - | - | .080 | - |
| Plumbers | 8.400 | 8.900 | 40.00 | .335 | - | .350 | - | - | - | - | - |
| Reinforcing iron workers | 6.640 | 6.940 | 40.00 | .550 | - | 1.000 | - | - | - | - | - |
| Roofers, composition | 5.925 | 6.325 | 40.00 | - | - | .250 | - | - | - | - | - |
| Roofers, slate and tile | 5.925 | 6.325 | 40.00 | - | - | .250 | - | - | - | - | - |
| Sheet-metal workers | 8.280 | 8.480 | 40.00 | .350 | - | .275 | - | ⁶ .140 | - | - | - |
| Structural-iron workers | 6.640 | 6.940 | 40.00 | .550 | - | 1.000 | - | - | - | - | - |
| Helpers and laborers | | | | | | | | | | | |
| Bricklayers' tenders | 4.800 | 5.350 | 40.00 | .280 | - | .100 | - | - | - | - | - |
| Construction laborers | 4.600 | 5.150 | 40.00 | .280 | - | .100 | - | - | - | - | - |
| Elevator constructors' helpers | 6.350 | 6.490 | 40.00 | .545 | - | .350 | - | - | 6.00 | .020 | 2.30 |
| Plasterers' laborers | 4.800 | 5.450 | 40.00 | .280 | - | .100 | - | - | - | - | - |
| Dallas, Texas | | | | | | | | | | | |
| Building construction | | | | | | | | | | | |
| Journeyman | | | | | | | | | | | |
| Asbestos workers | 9.380 | 10.030 | 40.00 | .400 | - | .760 | - | - | - | - | - |
| Boilermakers | 9.000 | 10.000 | 40.00 | .500 | - | 1.000 | - | - | - | - | - |
| Bricklayers | 8.880 | 9.170 | 40.00 | .450 | - | .500 | - | - | - | .040 | - |
| Carpenters | 9.010 | 9.810 | 40.00 | .300 | - | .300 | - | - | - | - | - |
| Millwrights | 9.640 | 10.440 | 40.00 | .300 | - | - | - | - | - | - | - |
| Cement finishers | 8.435 | 9.350 | 40.00 | .550 | - | .550 | - | - | - | - | - |
| Drywall tapers (finishers) | 8.650 | 9.450 | 40.00 | .350 | - | .400 | - | - | - | - | - |

See footnotes at end of table.

Table 20. Wage rates, hours, and employer contributions for selected benefits: Selected cities—Continued

(Union hourly wage rates, July 1, 1976, and wage rates, straight-time weekly hours, and employer insurance, pension, vacation, and other contributions to funds in the building trades, July 1, 1977)

| City and job classification | July 1, 1976 | July 1, 1977 | | | | | | | | | |
|---|-------------------------------|-------------------------------|-----------------------------------|---|---------|---------|---------|--------------------|---------|--------------------|---------|
| | Rate per hour ¹ | Rate per hour ¹ | Hours per week ² | Employer contributions for selected benefits ³ | | | | | | | |
| | | | | Insurance ⁴ | | Pension | | Vacation | | Other ⁵ | |
| | | | | Dollars | Percent | Dollars | Percent | Dollars | Percent | Dollars | Percent |
| Dallas, Texas | | | | | | | | | | | |
| —Continued | | | | | | | | | | | |
| Building construction | | | | | | | | | | | |
| —Continued | | | | | | | | | | | |
| Journeymen | | | | | | | | | | | |
| —Continued | | | | | | | | | | | |
| Electricians (inside wires) | \$9.744 | \$10.013 | 40.00 | - | 6.00 | - | 7.00 | - | 4.00 | - | - |
| Elevator constructors | 9.330 | 9.910 | 40.00 | 0.545 | - | 0.350 | - | - | 6.00 | .020 | 2.31 |
| Engineers—Power equip- ment operators: | | | | | | | | | | | |
| Heavy equipment—Bull- dozers and cats, car- ryalls, mixers (14 cu. ft.), cranes, derricks, draglines, hoists (2 drums or over) | 8.653 | 9.253 | 40.00 | .400 | - | .700 | - | - | - | - | - |
| Light equipment— hoists (single drum), mixers (less than 14 cu. ft.), rollers (10 tons or less), scrap- ers (3 cu. yds. or less), single air compressors | 8.253 | 8.853 | 40.00 | .400 | - | .700 | - | - | - | - | - |
| Glaziers | 7.940 | 8.440 | 40.00 | .400 | - | .550 | - | ⁶ 0.500 | - | - | - |
| Lathers | 9.280 | 9.880 | 40.00 | - | - | - | - | ⁶ .500 | - | 0.080 | - |
| Machinists | 11.100 | 11.100 | 40.00 | - | - | - | - | - | - | - | - |
| Marble setters | 9.200 | 9.200 | 40.00 | - | - | - | - | - | - | - | - |
| Mosaic and terrazzo workers | 8.700 | 9.200 | 40.00 | - | - | - | - | - | - | .050 | - |
| Painters | 8.525 | 9.325 | 40.00 | .350 | - | .400 | - | - | - | - | - |
| Residential | 7.650 | 8.450 | 40.00 | .350 | - | .400 | - | - | - | - | - |
| Spray painters | 8.900 | 9.700 | 40.00 | .350 | - | .400 | - | - | - | - | - |
| Structural steel swing stage | 8.900 | 9.700 | 40.00 | .350 | - | .400 | - | - | - | - | - |
| Paperhangers | 8.775 | 9.575 | 40.00 | .350 | - | .400 | - | - | - | - | - |
| Pipefitters | 9.280 | 9.980 | 40.00 | .430 | - | 1.000 | - | ⁶ .250 | - | .050 | - |
| Plasterers | 8.940 | 9.440 | 40.00 | .450 | - | - | - | ⁶ .500 | - | .080 | - |
| Plumbers | 9.280 | 9.980 | 40.00 | .430 | - | 1.000 | - | ⁶ .250 | - | .050 | - |
| Reinforcing iron workers | 8.390 | 9.250 | 40.00 | .550 | - | 1.000 | - | - | - | - | - |
| Roofers, composition | 8.180 | 8.780 | 40.00 | - | - | .250 | - | - | - | - | - |
| Roofers, slate and tile | 8.330 | 8.930 | 40.00 | - | - | .250 | - | - | - | - | - |
| Sheet-metal workers | 9.135 | 10.275 | 40.00 | .450 | - | .660 | - | - | - | .075 | - |
| Stonemasons | 8.880 | 9.170 | 40.00 | .450 | - | .500 | - | - | - | .040 | - |
| Structural-iron workers | 8.390 | 9.250 | 40.00 | .550 | - | 1.000 | - | - | - | - | - |
| Tile layers | 9.100 | 9.400 | 40.00 | - | - | .300 | - | - | - | - | - |
| Marble setters' helpers | 7.200 | 7.200 | 40.00 | - | - | - | - | - | - | - | - |
| Helpers and laborers | | | | | | | | | | | |
| Bricklayers' tenders | 6.270 | 6.670 | 40.00 | .275 | - | .300 | - | - | - | .020 | - |
| Mortar mixers | 6.270 | 6.670 | 40.00 | .275 | - | .300 | - | - | - | .020 | - |
| Building laborers | 6.020 | 6.420 | 40.00 | .275 | - | .300 | - | - | - | .020 | - |
| Elevator constructors' helpers | 6.530 | 6.940 | 40.00 | .545 | - | .350 | - | - | 6.00 | (⁶) | 2.31 |
| Plasterers' laborers | 6.270 | 6.670 | 40.00 | .275 | - | .300 | - | - | - | .020 | - |

See footnotes at end of table.

Table 20. Wage rates, hours, and employer contributions for selected benefits: Selected cities—Continued

(Union hourly wage rates, July 1, 1976, and wage rates, straight-time weekly hours, and employer insurance, pension, vacation, and other contributions to funds in the building trades, July 1, 1977)

| City and job classification | July 1, 1976 | July 1, 1977 | | | | | | | | | |
|--|----------------------------|----------------------------|-----------------------------|---|---------|-------------------|---------|--------------------|-------------------|--------------------|---------|
| | Rate per hour ¹ | Rate per hour ¹ | Hours per week ² | Employer contributions for selected benefits ³ | | | | | | | |
| | | | | Insurance ⁴ | | Pension | | Vacation | | Other ⁵ | |
| | | | | Dollars | Percent | Dollars | Percent | Dollars | Percent | Dollars | Percent |
| Dallas, Texas | | | | | | | | | | | |
| —Continued | | | | | | | | | | | |
| Building construction | | | | | | | | | | | |
| —Continued | | | | | | | | | | | |
| Helpers and laborers | | | | | | | | | | | |
| —Continued | | | | | | | | | | | |
| Terrazzo workers' helpers | \$6.270 | \$6.670 | 40.00 | 0.275 | - | 0.300 | - | - | - | 0.020 | - |
| Tile layers' helpers | 7.400 | 7.400 | 40.00 | - | - | - | - | - | - | - | - |
| Denver, Colo. | | | | | | | | | | | |
| Building construction | | | | | | | | | | | |
| Journeyman | | | | | | | | | | | |
| Asbestos workers | 8.810 | 9.560 | 40.00 | .380 | - | 1.170 | - | ⁶ 1.200 | - | - | - |
| Boilermakers | 9.450 | 10.300 | 40.00 | .850 | - | 1.000 | - | - | - | - | - |
| Bricklayers | 9.600 | 9.600 | 40.00 | .850 | - | .950 | - | .500 | - | .300 | - |
| Sewer workers | 9.850 | 9.850 | 40.00 | .850 | - | .950 | - | .500 | - | .300 | - |
| Carpenters | 9.085 | 9.485 | 40.00 | .780 | - | .850 | - | .650 | - | - | - |
| Residential | 9.085 | 9.485 | 40.00 | .780 | - | .850 | - | .650 | - | - | - |
| Millwrights | 8.912 | 9.335 | 40.00 | .780 | - | .850 | - | - | ⁶ 6.00 | - | - |
| Cement finishers | 8.440 | 9.220 | 40.00 | .490 | - | 1.150 | - | .600 | - | ⁶ .250 | - |
| Composition floor layers and machine operators | 8.940 | 9.720 | 40.00 | .490 | - | 1.150 | - | .600 | - | ⁶ .250 | - |
| Drywall tapers (finishers): | | | | | | | | | | | |
| Hand | 8.910 | 9.480 | 40.00 | .700 | - | .850 | - | ⁶ .750 | - | ⁶ .150 | - |
| Machine | 9.390 | 10.080 | 40.00 | .700 | - | .850 | - | ⁶ .750 | - | ⁶ .150 | - |
| Electricians (inside wiremen) | +10.240 | 10.943 | 40.00 | .700 | - | .750 | 3.00 | - | ⁶ 4.00 | - | 3.40 |
| Cable splicers | +10.470 | 11.177 | 40.00 | .700 | - | .750 | 3.00 | - | ⁶ 4.00 | - | 3.40 |
| Residential wiremen | +6.634 | 7.248 | 40.00 | .620 | - | - | 3.00 | - | ⁶ 4.00 | - | - |
| Elevator constructors | 8.810 | 11.140 | 40.00 | +.745 | - | .350 | - | - | 6.00 | +.020 | 2.30 |
| Engineers—Power equipment operators: | | | | | | | | | | | |
| Group 1: | | | | | | | | | | | |
| Tractor under 70 h.p. | 7.150 | 7.900 | 40.00 | .490 | - | .750 | - | .300 | - | +.130 | - |
| Group 2: | | | | | | | | | | | |
| Conveyor, forklift | 7.500 | 8.250 | 40.00 | .490 | - | .750 | - | .300 | - | +.130 | - |
| Group 3: | | | | | | | | | | | |
| Tractor 70 h.p. and over | 7.850 | 8.600 | 40.00 | .490 | - | .750 | - | .300 | - | +.130 | - |
| Group 4: | | | | | | | | | | | |
| Crane 50 tons and under | 8.000 | 8.750 | 40.00 | .490 | - | .750 | - | .300 | - | +.130 | - |
| Group 5: | | | | | | | | | | | |
| Crane over 50 tons | 8.150 | 8.900 | 40.00 | .490 | - | .750 | - | .300 | - | +.130 | - |
| Group 6: | | | | | | | | | | | |
| Wheel excavator | 8.300 | 9.050 | 40.00 | .490 | - | .750 | - | .300 | - | +.130 | - |
| Glaziers | 9.658 | 10.760 | 40.00 | - | - | - | - | - | ⁶ 4.00 | - | - |
| Lathers | 9.140 | 10.340 | 40.00 | - | - | ⁶ .500 | - | ⁶ .500 | - | .200 | - |
| Marble setters | 9.350 | 9.860 | 40.00 | .900 | - | .850 | - | .400 | - | .050 | - |
| Mosaic and terrazzo workers | 9.350 | 9.860 | 40.00 | .900 | - | .850 | - | .400 | - | .050 | - |

See footnotes at end of table.

Table 20. Wage rates, hours, and employer contributions for selected benefits: Selected cities—Continued

(Union hourly wage rates, July 1, 1976, and wage rates, straight-time weekly hours, and employer insurance, pension, vacation, and other contributions to funds in the building trades, July 1, 1977)

| City and job classification | July 1, 1976 | July 1, 1977 | | | | | | | | | |
|---|----------------------------|----------------------------|-----------------------------|---|---------|---------|---------|--------------------|---------|--------------------|---------|
| | Rate per hour ¹ | Rate per hour ¹ | Hours per week ² | Employer contributions for selected benefits ³ | | | | | | | |
| | | | | Insurance ⁴ | | Pension | | Vacation | | Other ⁵ | |
| | | | | Dollars | Percent | Dollars | Percent | Dollars | Percent | Dollars | Percent |
| Denver, Colo. | | | | | | | | | | | |
| —Continued | | | | | | | | | | | |
| Building construction | | | | | | | | | | | |
| —Continued | | | | | | | | | | | |
| Journeyman | | | | | | | | | | | |
| —Continued | | | | | | | | | | | |
| Painters | \$8.910 | \$9.480 | 40.00 | 0.700 | - | 0.850 | - | ⁶ 0.750 | - | ⁶ 0.150 | - |
| Spray | 9.390 | 10.080 | 40.00 | .700 | - | .850 | - | ⁶ .750 | - | ⁶ .150 | - |
| Paperhangers | 9.110 | 10.080 | 40.00 | .700 | - | .850 | - | ⁶ .750 | - | ⁶ .150 | - |
| Pipefitters | +10.150 | 10.670 | 40.00 | .750 | - | .950 | - | .600 | - | + .180 | - |
| Plasterers | 9.640 | 10.340 | 40.00 | - | - | - | - | ⁶ .500 | - | .200 | - |
| Plumbers | 10.150 | 10.670 | 40.00 | .750 | - | .950 | - | .600 | - | .180 | - |
| Reinforcing iron workers | 9.750 | 10.300 | 40.00 | .840 | - | 1.250 | - | - | - | - | - |
| Roofers, composition | 9.410 | 9.810 | 40.00 | .800 | - | .500 | - | - | - | - | - |
| Roofers, slate and tile | 9.410 | 9.810 | 40.00 | .800 | - | .500 | - | - | - | - | - |
| Sheet-metal workers | 10.170 | 10.850 | 40.00 | .500 | - | 1.410 | - | ⁶ .500 | - | .140 | 3.00 |
| Stonemasons | 9.600 | 9.600 | 40.00 | .850 | - | .950 | - | .500 | - | .300 | - |
| Structural-iron workers | 9.750 | 10.300 | 40.00 | .840 | - | 1.250 | - | - | - | - | - |
| Tile layers | 9.350 | 9.860 | 40.00 | .900 | - | .850 | - | .400 | - | .050 | - |
| Helpers and laborers | | | | | | | | | | | |
| Bricklayers' tenders | 7.000 | 7.700 | 40.00 | .490 | - | .550 | - | - | - | + .100 | - |
| Building laborers | 6.300 | 7.000 | 40.00 | .490 | - | .550 | - | - | - | + .100 | - |
| Pipelayers | 6.800 | 7.500 | 40.00 | .490 | - | .550 | - | - | - | + .100 | - |
| Elevator constructors' helpers | 6.870 | 7.800 | 40.00 | .745 | - | .350 | - | - | 6.00 | .020 | 2.30 |
| Marble setters' helpers | 7.440 | 7.850 | 40.00 | .900 | - | .850 | - | .500 | - | .050 | - |
| Plasterers' laborers | 7.000 | 7.700 | 40.00 | .490 | - | .550 | - | - | - | + .100 | - |
| Plumbers' laborers (drain layers) | 7.000 | 7.700 | 40.00 | .490 | - | .550 | - | - | - | + .100 | - |
| Terrazzo workers' helpers | 7.440 | 7.850 | 40.00 | .900 | - | .850 | - | .500 | - | .050 | - |
| Base and wall machine grinders | 8.140 | 8.550 | 40.00 | .900 | - | .850 | - | .500 | - | .050 | - |
| Floor machine grinders | 7.590 | 8.000 | 40.00 | .900 | - | .850 | - | .500 | - | .050 | - |
| Tile layers' helpers | 7.440 | 7.850 | 40.00 | .900 | - | .850 | - | .500 | - | .050 | - |
| Highway and street construction | | | | | | | | | | | |
| Journeyman | | | | | | | | | | | |
| Carpenters | 7.990 | 8.740 | 40.00 | .780 | - | .850 | - | + .650 | - | .020 | - |
| Cement finishers | 7.510 | 8.310 | 40.00 | .490 | - | 1.150 | - | .300 | - | .050 | - |
| Helpers and laborers | | | | | | | | | | | |
| Construction laborers | 6.200 | 6.900 | 40.00 | .490 | - | .550 | - | - | - | .070 | - |
| Other heavy construction | | | | | | | | | | | |
| Journeyman | | | | | | | | | | | |
| Carpenters | 9.085 | 9.485 | 40.00 | .780 | - | .850 | - | .650 | - | .020 | - |
| Cement finishers | 7.510 | 8.310 | 40.00 | .490 | - | 1.150 | - | + .300 | - | .050 | - |

See footnotes at end of table.

Table 20. Wage rates, hours, and employer contributions for selected benefits: Selected cities—Continued

(Union hourly wage rates, July 1, 1976, and wage rates, straight-time weekly hours, and employer insurance, pension, vacation, and other contributions to funds in the building trades, July 1, 1977)

| City and job classification | July 1, 1976 | July 1, 1977 | | | | | | | | | |
|--|----------------------------|----------------------------|-----------------------------|---|---------|---------|---------|--------------------|-------------------|--------------------|---------|
| | Rate per hour ¹ | Rate per hour ¹ | Hours per week ² | Employer contributions for selected benefits ³ | | | | | | | |
| | | | | Insurance ⁴ | | Pension | | Vacation | | Other ⁵ | |
| | | | | Dollars | Percent | Dollars | Percent | Dollars | Percent | Dollars | Percent |
| Denver, Colo.—Continued | | | | | | | | | | | |
| Other heavy construction—Continued | | | | | | | | | | | |
| Helpers and laborers | | | | | | | | | | | |
| Construction laborers | \$6.200 | \$6.900 | 40.00 | 0.490 | - | 0.550 | - | - | - | 0.070 | - |
| Detroit, Mich. | | | | | | | | | | | |
| Building construction | | | | | | | | | | | |
| Journeyman | | | | | | | | | | | |
| Asbestos workers | 10.140 | 10.900 | 40.00 | .950 | - | 1.390 | - | ⁶ 1.250 | - | .420 | - |
| Boilermakers | 10.900 | 11.170 | 40.00 | 1.000 | - | 1.200 | - | 1.750 | - | - | - |
| Bricklayers | 10.780 | 11.560 | 40.00 | .800 | - | - | 8.00 | - | 11.00 | .240 | - |
| Cleaners, caulkers and pointers | 10.780 | 11.560 | 40.00 | .800 | - | - | 8.00 | - | 11.00 | .240 | - |
| Cement block layers | 10.780 | 11.560 | 40.00 | .800 | - | - | 8.00 | - | 11.00 | .240 | - |
| Carpenters | 10.480 | 11.110 | 35.00 | .750 | - | - | 10.00 | - | 11.00 | .030 | - |
| Millwrights | 10.100 | 10.800 | 40.00 | .800 | - | - | 11.00 | 2.592 | - | - | - |
| Cement masons | 9.500 | 10.550 | 40.00 | .800 | - | - | 10.00 | - | 11.00 | - | - |
| Electricians (inside wiring) | 10.302 | 10.920 | 35.00 | 1.200 | - | 1.060 | 3.00 | - | ⁶ 9.00 | .780 | - |
| Elevator constructors | 11.170 | 12.475 | 40.00 | .545 | - | .350 | - | - | 6.00 | .020 | 2.31 |
| Engineers—Power equip- ment operators: | | | | | | | | | | | |
| Boom and jib or leads 220 ft. or longer | 11.270 | 12.040 | 40.00 | .800 | - | 1.000 | - | - | 10.00 | .030 | - |
| Boom and jib or leads 140 ft. or longer | 11.050 | 11.810 | 40.00 | .800 | - | 1.000 | - | - | 10.00 | .030 | - |
| Crane operators | 10.820 | 11.580 | 40.00 | .800 | - | 1.000 | - | - | 10.00 | .030 | - |
| Regular engineers | 10.520 | 11.200 | 40.00 | .800 | - | 1.000 | - | - | 10.00 | .030 | - |
| Compressors | 9.510 | 10.050 | 40.00 | .800 | - | 1.000 | - | - | 10.00 | .030 | - |
| Firemen and oilers | 8.750 | 9.160 | 40.00 | .800 | - | 1.000 | - | - | 10.00 | .030 | - |
| Glaziers (outside) | 9.150 | 10.310 | 40.00 | .550 | - | .750 | - | - | - | ⁶ .350 | 1.20 |
| Lathers | 9.920 | 10.650 | 35.00 | 1.020 | - | .970 | - | ⁶ .760 | - | .440 | - |
| Marble setters | 10.490 | 11.320 | 40.00 | .600 | - | 1.000 | - | .800 | - | - | - |
| Mosaic and terrazzo workers | 9.740 | 10.490 | 40.00 | .600 | - | 1.000 | - | .800 | - | .100 | - |
| Painters | 10.000 | 10.700 | 40.00 | .820 | - | 1.000 | - | 1.050 | - | - | - |
| Spray or swing (under 40 feet) | 10.500 | 11.200 | 40.00 | .820 | - | 1.000 | - | 1.050 | - | - | - |
| Paperhangers | 10.000 | 10.700 | 40.00 | .820 | - | 1.000 | - | 1.050 | - | - | - |
| Drywall tapers | 10.250 | 10.950 | 40.00 | .820 | - | 1.000 | - | 1.050 | - | - | - |
| Pipefitters | 9.600 | 10.550 | 40.00 | 1.250 | - | 1.300 | - | 1.500 | - | .420 | - |
| Sprinkler fitters | 10.400 | 11.500 | 40.00 | .650 | - | .950 | - | ⁶ 1.300 | - | .500 | - |
| Plasterers | 10.390 | 12.250 | 40.00 | .850 | - | .750 | - | 1.000 | - | .070 | - |
| Plumbers | 9.470 | 10.750 | 40.00 | 1.250 | - | 1.300 | - | 1.250 | - | .470 | - |
| Reinforcing iron workers | 9.063 | 10.100 | 40.00 | .980 | - | - | 15.00 | - | 15.00 | .300 | - |
| Roofers, composition | 9.910 | 10.810 | 40.00 | .800 | - | .800 | - | 1.000 | - | .160 | - |
| Roofers, slate and tile | 10.910 | 11.810 | 40.00 | .800 | - | .800 | - | 1.000 | - | .160 | - |
| Precast tile | 9.910 | 10.810 | 40.00 | .800 | - | .800 | - | 1.000 | - | .160 | - |
| Sheet-metal workers: | | | | | | | | | | | |
| Agreement A | 10.135 | 10.550 | 40.00 | .961 | - | 1.522 | - | 1.160 | - | .870 | - |
| Agreement B | 9.410 | 10.120 | 40.00 | 1.490 | - | 1.430 | - | 1.270 | - | .730 | - |
| Stonemasons | 10.780 | 11.560 | 40.00 | .800 | - | - | 8.00 | - | 11.00 | .240 | - |

See footnotes at end of table.

Table 20. Wage rates, hours, and employer contributions for selected benefits: Selected cities—Continued

(Union hourly wage rates, July 1, 1976, and wage rates, straight-time weekly hours, and employer insurance, pension, vacation, and other contributions to funds in the building trades, July 1, 1977)

| City and job classification | July 1, 1976 | July 1, 1977 | | | | | | | | | |
|---|----------------------------|----------------------------|-----------------------------|---|---------|---------|---------|-------------------|---------|--------------------|---------|
| | Rate per hour ¹ | Rate per hour ¹ | Hours per week ² | Employer contributions for selected benefits ³ | | | | | | | |
| | | | | Insurance ⁴ | | Pension | | Vacation | | Other ⁵ | |
| | | | | Dollars | Percent | Dollars | Percent | Dollars | Percent | Dollars | Percent |
| Detroit, Mich. | | | | | | | | | | | |
| —Continued | | | | | | | | | | | |
| Building construction | | | | | | | | | | | |
| —Continued | | | | | | | | | | | |
| Journeyman | | | | | | | | | | | |
| —Continued | | | | | | | | | | | |
| Structural-iron workers | \$9.750 | \$10.647 | 40.00 | - | 8.00 | - | 15.00 | - | 18.00 | 0.020 | - |
| Riggers | 9.500 | 10.000 | 40.00 | 1.100 | - | 0.970 | - | 1.600 | - | .020 | - |
| Tile layers | 10.100 | 10.880 | 40.00 | .600 | - | 1.000 | - | .800 | - | .050 | - |
| Helpers and laborers | | | | | | | | | | | |
| Bricklayers' tenders | 8.370 | 8.930 | 40.00 | .800 | - | .800 | - | .850 | - | .070 | - |
| Mortar mixers | 8.300 | 9.010 | 40.00 | .800 | - | .800 | - | .850 | - | .070 | - |
| Building laborers | 8.220 | 8.930 | 40.00 | .800 | - | .800 | - | .850 | - | .070 | - |
| Elevator constructors' helpers | 7.820 | 8.730 | 40.00 | .545 | - | .350 | - | - | 6.00 | .020 | 2.31 |
| Marble setters' helpers | 8.660 | 9.270 | 40.00 | .600 | - | .800 | - | ⁶ .900 | - | .300 | - |
| Plasterers' tenders | 10.010 | 10.180 | 40.00 | .800 | - | .740 | - | 1.000 | - | .070 | - |
| Mosaic and terrazzo workers' helpers | 9.120 | 10.550 | 40.00 | .600 | - | .400 | - | ⁶ .650 | - | .100 | - |
| Base machine operators or base grinders | 9.520 | 10.550 | 40.00 | .600 | - | .400 | - | .650 | - | .100 | - |
| Tile layers' helpers | 8.660 | 9.270 | 40.00 | .600 | - | .800 | - | .900 | - | .300 | - |
| Highway and street construction | | | | | | | | | | | |
| Journeyman | | | | | | | | | | | |
| Carpenters | 10.480 | 11.110 | 35.00 | .750 | - | - | 10.00 | - | 11.00 | .030 | - |
| Cement masons | 10.400 | 10.900 | 40.00 | .500 | - | .250 | - | - | - | - | - |
| Engineers—Power equipment operators: | | | | | | | | | | | |
| Class I—Asphalt rollers, cranes, pavers (5 bags or more), gradealls, bulldozers, trenching machines | 8.850 | 9.450 | 40.00 | .800 | - | .850 | - | - | 10.00 | .030 | - |
| Class II—Backhoes, sweepers, crushers | 8.630 | 9.220 | 40.00 | .800 | - | .850 | - | - | 10.00 | .030 | - |
| Class III—Air compressors, concrete breakers | 8.170 | 8.760 | 40.00 | .800 | - | .850 | - | - | 10.00 | .030 | - |
| Class IV—Oilers, finishing machines, end-loaders (under 1 yd) | 8.040 | 8.630 | 40.00 | .800 | - | .850 | - | - | 10.00 | .030 | - |
| Structural iron workers | 9.750 | 10.647 | 40.00 | - | 8.00 | - | 15.00 | - | 18.00 | .040 | - |
| Helpers and laborers | | | | | | | | | | | |
| Highway laborers | 7.900 | 8.150 | 40.00 | .550 | - | .350 | - | .650 | - | .070 | - |

See footnotes at end of table.

Table 20. Wage rates, hours, and employer contributions for selected benefits: Selected cities—Continued

(Union hourly wage rates, July 1, 1976, and wage rates, straight-time weekly hours, and employer insurance, pension, vacation, and other contributions to funds in the building trades, July 1, 1977)

| City and job classification | July 1, 1976 | July 1, 1977 | | | | | | | | | |
|--|----------------------------|----------------------------|-----------------------------|---|---------|---------|---------|--------------------|--------------------|--------------------|---------|
| | Rate per hour ¹ | Rate per hour ¹ | Hours per week ² | Employer contributions for selected benefits ³ | | | | | | | |
| | | | | Insurance ⁴ | | Pension | | Vacation | | Other ⁵ | |
| | | | | Dollars | Percent | Dollars | Percent | Dollars | Percent | Dollars | Percent |
| Detroit, Mich.—Continued | | | | | | | | | | | |
| Other heavy construction | | | | | | | | | | | |
| Journeyman | | | | | | | | | | | |
| Carpenters | \$10.480 | \$11.110 | 35.00 | 0.750 | - | - | 10.00 | - | 11.00 | 0.030 | - |
| Cement masons | 10.400 | 10.900 | 40.00 | .500 | - | 0.250 | - | - | - | - | - |
| Engineers—Power equipment operators: | | | | | | | | | | | |
| Underground: | | | | | | | | | | | |
| Class I | 8.900 | 9.730 | 40.00 | .800 | - | 1.000 | - | - | 10.00 | .010 | - |
| Class II | 8.780 | 9.610 | 40.00 | .800 | - | 1.000 | - | - | 10.00 | .010 | - |
| Class III | 8.120 | 8.950 | 40.00 | .800 | - | 1.000 | - | - | 10.00 | .010 | - |
| Class IV | 7.600 | 8.430 | 40.00 | .800 | - | 1.000 | - | - | 10.00 | .010 | - |
| Structural iron workers | 9.750 | 10.647 | 40.00 | - | 8.00 | - | 15.00 | - | 18.00 | .040 | - |
| Helpers and laborers | | | | | | | | | | | |
| Distribution laborers | 7.260 | 7.470 | 40.00 | .550 | - | .350 | - | ⁶ 0.550 | - | .040 | - |
| Underground laborers | 7.450 | 7.770 | 40.00 | .750 | - | .650 | - | .750 | - | .070 | - |
| Flint, Mich. | | | | | | | | | | | |
| Building construction | | | | | | | | | | | |
| Journeyman | | | | | | | | | | | |
| Asbestos workers | 9.350 | 9.460 | 40.00 | .840 | - | 1.480 | - | 1.650 | - | - | - |
| Boilermakers | 10.900 | 11.170 | 40.00 | 1.000 | - | 1.200 | - | 1.750 | - | - | - |
| Bricklayers | 10.050 | 10.550 | 40.00 | .600 | - | 1.000 | - | ⁶ .500 | - | .060 | - |
| Carpenters | 8.940 | 9.630 | 40.00 | .600 | - | .600 | - | ⁶ .610 | - | .020 | - |
| Millwrights | 10.100 | 10.800 | 40.00 | .800 | - | - | 11.00 | 2.592 | - | - | - |
| Cement finishers | 9.480 | 9.900 | 40.00 | .480 | - | .450 | - | ⁶ 1.150 | - | - | - |
| Electricians (inside wires) | 10.750 | 10.750 | 40.00 | .400 | - | .750 | - | ⁶ .500 | - | - | - |
| Elevator constructors | 10.420 | 11.000 | 40.00 | .545 | - | .350 | - | - | ⁶ 6.00 | .020 | 2.31 |
| Engineers—Power equipment operators: | | | | | | | | | | | |
| Cranes with boom and jib 220 feet or longer (class A) | 10.215 | 10.710 | 40.00 | .800 | - | 1.000 | - | - | ⁶ 10.00 | .020 | - |
| Cranes with main boom and jib 140 feet or longer (class B) | 9.990 | 10.485 | 40.00 | .800 | - | 1.000 | - | - | ⁶ 10.00 | .020 | - |
| Graders, dozers, and Hoists (class C) | 9.765 | 10.260 | 40.00 | .800 | - | 1.000 | - | - | ⁶ 10.00 | .020 | - |
| Air tuggers, winch Trucks (class D) | 9.360 | 9.765 | 40.00 | .800 | - | 1.000 | - | - | ⁶ 10.00 | .020 | - |
| Pumps over 6 in. (class E) | 9.180 | 9.585 | 40.00 | .800 | - | 1.000 | - | - | ⁶ 10.00 | .020 | - |
| Air compressors, pumps Under 6 in. (class F) | 8.190 | 8.505 | 40.00 | .800 | - | 1.000 | - | - | ⁶ 10.00 | .020 | - |
| Oilers | 7.560 | 7.875 | 40.00 | .800 | - | 1.000 | - | - | ⁶ 10.00 | .020 | - |
| Glaziers | 8.790 | 9.290 | 40.00 | .550 | - | .700 | - | - | 6.00 | .155 | - |
| Lathers | 8.150 | 8.470 | 40.00 | .920 | - | .300 | - | ⁶ .500 | - | .100 | - |

See footnotes at end of table.

Table 20. Wage rates, hours, and employer contributions for selected benefits: Selected cities—Continued

(Union hourly wage rates, July 1, 1976, and wage rates, straight-time weekly hours, and employer insurance, pension, vacation, and other contributions to funds in the building trades, July 1, 1977)

| City and job classification | July 1, 1976 | July 1, 1977 | | | | | | | | | |
|---|-------------------------------|-------------------------------|-----------------------------------|---|---------|---------|---------|--------------------|---------|--------------------|---------|
| | Rate per hour ¹ | Rate per hour ¹ | Hours per week ² | Employer contributions for selected benefits ³ | | | | | | | |
| | | | | Insurance ⁴ | | Pension | | Vacation | | Other ⁵ | |
| | | | | Dollars | Percent | Dollars | Percent | Dollars | Percent | Dollars | Percent |
| Flint, Mich.—Continued | | | | | | | | | | | |
| Building construction—Continued | | | | | | | | | | | |
| Journeyman—Continued | | | | | | | | | | | |
| Marble masons | \$10.050 | \$10.550 | 40.00 | 0.600 | - | 1.000 | - | ⁶ 0.500 | - | 0.060 | - |
| Mosaic and terrazzo workers | 9.140 | 9.490 | 40.00 | .600 | - | 1.000 | - | ⁶ .500 | - | .005 | - |
| Painters | 8.000 | 8.700 | 40.00 | .500 | - | .700 | - | ⁶ .600 | - | .010 | - |
| Spray | 8.300 | 9.000 | 40.00 | .500 | - | .700 | - | ⁶ .600 | - | .010 | - |
| Swing stage | 8.300 | 9.000 | 40.00 | .500 | - | .700 | - | ⁶ .600 | - | .010 | - |
| Drywall tapers | 8.000 | 8.700 | 40.00 | .500 | - | .700 | - | ⁶ .600 | - | .010 | - |
| Paperhangers | 8.300 | 9.000 | 40.00 | .500 | - | .700 | - | ⁶ .600 | - | .010 | - |
| Pipefitters | 9.740 | 10.470 | 40.00 | 1.000 | - | 1.100 | - | ⁶ 1.000 | - | .100 | - |
| Plasterers | 8.820 | 9.070 | 40.00 | .500 | - | .500 | - | ⁶ 1.010 | - | .050 | - |
| Plumbers | 9.740 | 10.470 | 40.00 | 1.000 | - | 1.100 | - | ⁶ 1.000 | - | .100 | - |
| Reinforcing iron workers | 9.063 | 10.100 | 40.00 | .980 | - | - | 15.00 | - | 15.00 | .300 | - |
| Roofers, composition | 10.850 | 11.450 | 40.00 | .600 | - | .600 | - | - | - | - | - |
| Roofers, slate and tile | 11.200 | 11.800 | 40.00 | .600 | - | .600 | - | - | - | - | - |
| Sheet-metal workers | 8.690 | 9.690 | 40.00 | .790 | - | 1.200 | - | 1.000 | - | .100 | - |
| Stonemasons | 10.050 | 10.550 | 40.00 | .600 | - | 1.000 | - | ⁶ .500 | - | .060 | - |
| Structural-iron workers | 9.750 | 10.650 | 40.00 | - | 8.00 | - | 15.00 | - | 18.00 | .040 | - |
| Tile layers | 9.140 | 9.490 | 40.00 | .600 | - | 1.000 | - | ⁶ .500 | - | .005 | - |
| Helpers and laborers | | | | | | | | | | | |
| Bricklayers' tenders | 7.740 | 7.890 | 40.00 | .550 | - | .550 | - | ⁶ .500 | - | .040 | - |
| Building laborers | 7.740 | 7.890 | 40.00 | .550 | - | .550 | - | ⁶ .500 | - | .040 | - |
| Composition roofers' helpers | 7.080 | 7.180 | 40.00 | .600 | - | .600 | - | - | - | - | - |
| Elevator constructors' helpers | 7.290 | 7.700 | 40.00 | .545 | - | .350 | - | - | 6.00 | .020 | 2.31 |
| Plasterers' laborers | 7.740 | 7.890 | 40.00 | .550 | - | .550 | - | ⁶ .500 | - | .040 | - |
| Highway and street construction | | | | | | | | | | | |
| Journeyman | | | | | | | | | | | |
| Carpenters | 9.480 | ¹⁶ 9.230 | 40.00 | .600 | - | .500 | - | ⁶ .650 | - | - | - |
| Cement finishers | 10.500 | 10.900 | 40.00 | .500 | - | .500 | - | - | - | - | - |
| Engineers—Power equipment operators: | | | | | | | | | | | |
| Class I—Cranes, shovels, pavers | 8.850 | 9.450 | 40.00 | .800 | - | .850 | - | - | 10.00 | .030 | - |
| Class II—Crushers, backhoes with less than 3/8 yd. bucket | 8.630 | 9.220 | 40.00 | .800 | - | .850 | - | - | 10.00 | .030 | - |
| Class III—Air compressors | 8.170 | 8.760 | 40.00 | .800 | - | .850 | - | - | 10.00 | .030 | - |
| Class IV—Boom or winch hoists, roller operators | 8.040 | 8.630 | 40.00 | .800 | - | .850 | - | - | 10.00 | .030 | - |
| Structural iron workers | 9.750 | 10.650 | 40.00 | - | 8.00 | - | 15.00 | - | 18.00 | .040 | - |

See footnotes at end of table.

Table 20. Wage rates, hours, and employer contributions for selected benefits: Selected cities—Continued

(Union hourly wage rates, July 1, 1976, and wage rates, straight-time weekly hours, and employer insurance, pension, vacation, and other contributions to funds in the building trades, July 1, 1977)

| City and job classification | July 1, 1976 | July 1, 1977 | | | | | | | | | |
|--|----------------------------|----------------------------|-----------------------------|---|---------|---------|---------|----------|--------------------|--------------------|---------|
| | Rate per hour ¹ | Rate per hour ¹ | Hours per week ² | Employer contributions for selected benefits ³ | | | | | | | |
| | | | | Insurance ⁴ | | Pension | | Vacation | | Other ⁵ | |
| | | | | Dollars | Percent | Dollars | Percent | Dollars | Percent | Dollars | Percent |
| Flint, Mich.—Continued | | | | | | | | | | | |
| Highway and street construction—Continued | | | | | | | | | | | |
| Helpers and laborers | | | | | | | | | | | |
| Laborers | \$8.050 | \$8.050 | 40.00 | 0.400 | - | 0.300 | - | 0.550 | - | 0.040 | - |
| Other heavy construction | | | | | | | | | | | |
| Journeyman | | | | | | | | | | | |
| Carpenters | 9.480 | ¹⁶ 9.230 | 40.00 | .600 | - | .500 | - | .650 | - | - | - |
| Cement finishers | 10.500 | 10.900 | 40.00 | .500 | - | .500 | - | - | - | - | - |
| Engineers—Power equipment operators: | | | | | | | | | | | |
| Agreement A: | | | | | | | | | | | |
| Class A—Cranes with boom and jib 220 ft. or longer | 10.215 | 10.710 | 40.00 | .800 | - | 1.000 | - | - | ⁶ 10.00 | .020 | - |
| Class B—Cranes with boom and jib 140 ft. or longer | 9.990 | 10.485 | 40.00 | .800 | - | 1.000 | - | - | ⁶ 10.00 | .020 | - |
| Class C—Graders, dozers, hoists | 9.765 | 10.260 | 40.00 | .800 | - | 1.000 | - | - | ⁶ 10.00 | .020 | - |
| Class D—Air tuggers, winch trucks | 9.360 | 9.765 | 40.00 | .800 | - | 1.000 | - | - | ⁶ 10.00 | .020 | - |
| Class E—Pumps over 6 in. | 9.180 | 9.585 | 40.00 | .800 | - | 1.000 | - | - | ⁶ 10.00 | .020 | - |
| Class F—Air compressors, pumps under 6 in. | 8.190 | 8.505 | 40.00 | .800 | - | 1.000 | - | - | ⁶ 10.00 | .020 | - |
| Agreement B: | | | | | | | | | | | |
| Class I | 8.150 | 8.900 | 40.00 | .800 | - | 1.000 | - | - | 10.00 | .010 | - |
| Class II-A | 8.050 | 8.810 | 40.00 | .800 | - | 1.000 | - | - | 10.00 | .010 | - |
| Class II-B | 7.850 | 8.610 | 40.00 | .800 | - | 1.000 | - | - | 10.00 | .010 | - |
| Class III | 7.510 | 8.260 | 40.00 | .800 | - | 1.000 | - | - | 10.00 | .010 | - |
| Class IV | 7.050 | 7.810 | 40.00 | .800 | - | 1.000 | - | - | 10.00 | .010 | - |
| Agreement C (underground): | | | | | | | | | | | |
| Class I—Cranes, backhoes | 9.270 | 9.880 | 40.00 | .800 | - | .850 | - | - | 10.00 | .030 | - |
| Class II—Dozers, trenchers | 9.150 | 9.770 | 40.00 | .800 | - | .850 | - | - | 10.00 | .030 | - |
| Class III—Compressors | 8.480 | 9.100 | 40.00 | .800 | - | .850 | - | - | 10.00 | .030 | - |
| Class IV—Rollers | 7.960 | 8.580 | 40.00 | .800 | - | .850 | - | - | 10.00 | .030 | - |
| Structural iron workers | 9.750 | 10.650 | 40.00 | - | 8.00 | - | 15.00 | - | 18.00 | .040 | - |
| Helpers and laborers | | | | | | | | | | | |
| Laborers | 6.860 | 7.090 | 40.00 | .650 | - | .550 | - | .550 | - | .070 | - |

See footnotes at end of table.

Table 20. Wage rates, hours, and employer contributions for selected benefits: Selected cities—Continued

(Union hourly wage rates, July 1, 1976, and wage rates, straight-time weekly hours, and employer insurance, pension, vacation, and other contributions to funds in the building trades, July 1, 1977)

| City and job classification | July 1, 1976 | July 1, 1977 | | | | | | | | | |
|--|----------------------------|----------------------------|-----------------------------|---|---------|---------|---------|--------------------|-------------------|--------------------|---------|
| | Rate per hour ¹ | Rate per hour ¹ | Hours per week ² | Employer contributions for selected benefits ³ | | | | | | | |
| | | | | Insurance ⁴ | | Pension | | Vacation | | Other ⁵ | |
| | | | | Dollars | Percent | Dollars | Percent | Dollars | Percent | Dollars | Percent |
| Fort Worth, Texas | | | | | | | | | | | |
| Building construction | | | | | | | | | | | |
| Journeyman | | | | | | | | | | | |
| Asbestos workers | \$9.380 | \$10.030 | 40.00 | 0.400 | - | 0.760 | - | - | - | - | - |
| Boilermakers | 9.000 | 10.000 | 40.00 | .500 | - | 1.000 | - | - | - | - | - |
| Bricklayers | 8.880 | 9.170 | 40.00 | .450 | - | .500 | - | - | - | 0.040 | - |
| Carpenters | 9.010 | 9.810 | 40.00 | .300 | - | .300 | - | - | - | - | - |
| Millwrights | 9.640 | 10.440 | 40.00 | .300 | - | - | - | - | - | - | - |
| Cement masons | 8.745 | 9.245 | 40.00 | .400 | - | .600 | - | - | - | - | - |
| Drywall tapers (finishers) | 9.345 | 10.145 | 40.00 | - | - | .200 | - | - | - | - | - |
| Electricians (inside wires) | 9.532 | 9.805 | 40.00 | .600 | - | - | 7.00 | - | ⁶ 6.00 | - | - |
| Elevator constructors | 9.330 | 9.910 | 40.00 | .545 | - | .350 | - | - | 6.00 | .020 | 2.31 |
| Engineers—Power equipment operators: | | | | | | | | | | | |
| Heavy equipment | 8.425 | 8.975 | 40.00 | .400 | - | .875 | - | - | - | - | - |
| Light equipment | 8.025 | 8.575 | 40.00 | .400 | - | .875 | - | - | - | - | - |
| Glaziers | 7.940 | 8.440 | 40.00 | .400 | - | .550 | - | 0.500 | - | - | - |
| Lathers | 9.780 | 10.380 | 40.00 | - | - | - | - | - | - | .080 | - |
| Mosaic and terrazzo workers | 9.100 | 9.400 | 40.00 | - | - | .300 | - | - | - | - | - |
| Painters | 9.095 | 9.895 | 40.00 | - | - | .200 | - | - | - | - | - |
| Spray, swing stage, structural steel | 9.345 | 10.145 | 40.00 | - | - | .200 | - | - | - | - | - |
| Plasterers | 9.810 | 10.410 | 40.00 | - | - | - | - | - | - | .080 | - |
| Plumbers | 9.280 | 9.980 | 40.00 | .430 | - | 1.000 | - | ⁶ .250 | - | .040 | - |
| Reinforcing iron workers | 8.290 | 9.250 | 40.00 | .550 | - | 1.000 | - | - | - | - | - |
| Roofers, composition | 8.415 | 9.015 | 40.00 | - | - | - | - | - | - | - | - |
| Roofers, slate and tile | 8.565 | 9.165 | 40.00 | - | - | - | - | - | - | - | - |
| Sheet-metal workers | 9.205 | 10.175 | 40.00 | .450 | - | .330 | - | ⁶ .200 | - | .100 | - |
| Structural-iron workers | 8.290 | 9.250 | 40.00 | .550 | - | 1.000 | - | - | - | - | - |
| Tile layers | 9.100 | 9.400 | 40.00 | - | - | .300 | - | - | - | - | - |
| Helpers and laborers | | | | | | | | | | | |
| Bricklayers' tenders | 6.270 | 6.570 | 40.00 | .275 | - | .400 | - | - | - | .020 | - |
| Building laborers | 6.020 | 6.320 | 40.00 | .275 | - | .400 | - | - | - | .020 | 2.31 |
| Elevator constructors' helpers | 6.530 | 6.940 | 40.00 | .545 | - | .350 | - | - | 6.00 | .020 | (*) |
| Plasterers' laborers | 6.270 | 6.570 | 40.00 | .275 | - | .400 | - | - | - | .020 | - |
| Terrazzo workers' helpers | 6.270 | 6.570 | 40.00 | .275 | - | .400 | - | - | - | .020 | - |
| Tile layers' helpers | 7.400 | 7.400 | 40.00 | - | - | - | - | - | - | - | - |
| Fremont, Calif. | | | | | | | | | | | |
| Building construction | | | | | | | | | | | |
| Journeyman | | | | | | | | | | | |
| Asbestos workers | 11.990 | 12.410 | 40.00 | .970 | - | 1.100 | - | 1.520 | - | .040 | - |
| Boilermakers | 12.000 | 13.715 | 40.00 | .775 | - | 1.000 | - | .500 | - | - | - |
| Bricklayers | 10.950 | 11.550 | 35.00 | 1.350 | - | 1.250 | - | ⁶ 1.000 | - | .200 | - |

See footnotes at end of table.

Table 20. Wage rates, hours, and employer contributions for selected benefits: Selected cities—Continued

(Union hourly wage rates, July 1, 1976, and wage rates, straight-time weekly hours, and employer insurance, pension, vacation, and other contributions to funds in the building trades, July 1, 1977)

| City and job classification | July 1, 1976 | July 1, 1977 | | | | | | | | | |
|---|----------------------------|----------------------------|-----------------------------|---|---------|---------|---------|--------------------|---------|--------------------|---------|
| | Rate per hour ¹ | Rate per hour ¹ | Hours per week ² | Employer contributions for selected benefits ³ | | | | | | | |
| | | | | Insurance ⁴ | | Pension | | Vacation | | Other ⁵ | |
| | | | | Dollars | Percent | Dollars | Percent | Dollars | Percent | Dollars | Percent |
| Fremont, Calif.—Continued | | | | | | | | | | | |
| Building construction—Continued | | | | | | | | | | | |
| Journeyman—Continued | | | | | | | | | | | |
| Carpenters | \$10.500 | \$11.650 | 36.00 | 1.220 | - | 1.710 | - | ⁶ 0.850 | - | 0.120 | - |
| Floor layers | 10.650 | 11.800 | 36.00 | 1.220 | - | 1.710 | - | ⁶ .850 | - | .120 | - |
| Millwrights | 11.000 | 12.150 | 36.00 | 1.220 | - | 1.710 | - | ⁶ .850 | - | .120 | - |
| Shinglers | 10.650 | 11.800 | 36.00 | 1.220 | - | 1.710 | - | ⁶ .850 | - | .120 | - |
| Power saw operators | 10.653 | 11.800 | 36.00 | 1.220 | - | 1.710 | - | ⁶ .850 | - | .120 | - |
| Cement finishers | 10.000 | 10.500 | 40.00 | 1.150 | - | 1.430 | - | 1.650 | - | - | - |
| Electricians (inside wires) | 10.372 | 12.645 | 36.00 | 1.300 | - | 1.650 | 3.00 | - | 10.00 | - | 1.70 |
| Elevator constructors | 12.390 | 13.930 | 40.00 | .545 | - | .350 | - | - | 6.00 | .020 | 2.31 |
| Engineers—Power equip— ment operators: | | | | | | | | | | | |
| Compressors | 9.050 | ⁸ 9.050 | 40.00 | 1.120 | - | 2.000 | - | .900 | - | .240 | - |
| Ross carriers | +9.260 | ⁸ 9.260 | 40.00 | 1.120 | - | 2.000 | - | .900 | - | .240 | - |
| Material hoists (1 drum) | 9.810 | ⁸ 9.810 | 40.00 | 1.120 | - | 2.000 | - | .900 | - | .240 | - |
| Compressors (over 2) Small rubber-tired tractors | 10.020 | ⁸ 10.020 | 40.00 | 1.120 | - | 2.000 | - | .900 | - | .240 | - |
| Material hoists (2 or more drums) | 10.170 | ⁸ 10.170 | 40.00 | 1.120 | - | 2.000 | - | .900 | - | .240 | - |
| Dozers, tractors, eu- clids, t-pulls | +10.320 | ⁸ 10.320 | 40.00 | 1.120 | - | 2.000 | - | .900 | - | .240 | - |
| Tractors (with boom) D6 or larger | 10.720 | ⁸ 10.720 | 40.00 | 1.120 | - | 2.000 | - | .900 | - | .240 | - |
| Multiple engine earth- moving machines | 10.940 | ⁸ 10.940 | 40.00 | 1.120 | - | 2.000 | - | .900 | - | .240 | - |
| Backhoes (hydraulic), power shovels, clam- shells, draglines (up to 1 cu. yd. mrc) | +11.140 | ⁸ 11.140 | 40.00 | 1.120 | - | 2.000 | - | .900 | - | .240 | - |
| Power shovels, clam- shells, draglines, backhoes, gradealls (over 1 and up to 7 cu. yds. mrc) | 11.250 | ⁸ 11.250 | 40.00 | 1.120 | - | 2.000 | - | .900 | - | .240 | - |
| Power shovels and draglines (over 7 cu. yds. mrc) | 11.420 | ⁸ 11.420 | 40.00 | 1.120 | - | 2.000 | - | .900 | - | .240 | - |
| Power shovels and draglines (over 7 cu. yds. mrc) | +12.490 | ⁸ 12.490 | 40.00 | 1.120 | - | 2.000 | - | .900 | - | .240 | - |
| Loaders (over 18 cu. yds.) | +12.770 | ⁸ 12.770 | 40.00 | 1.120 | - | 2.000 | - | .900 | - | .240 | - |
| Remote-controlled earthmoving equipment | +13.070 | ⁸ 13.070 | 40.00 | 1.120 | - | 2.000 | - | .900 | - | .240 | - |
| Glaziers | 9.450 | 10.610 | 36.00 | 1.000 | - | 1.410 | - | ⁶ 1.180 | - | .390 | - |
| Lathers | 9.360 | 11.050 | 36.00 | 1.100 | - | 1.710 | - | ⁶ 1.000 | - | .210 | - |
| Machinists | 11.400 | 12.400 | 40.00 | .749 | - | .900 | - | - | - | - | - |
| Marble masons | 10.640 | 11.390 | 35.00 | 1.100 | - | 1.000 | - | 1.030 | - | .010 | - |
| Painters | 10.920 | 11.920 | 36.00 | .990 | - | 1.300 | - | .400 | - | .400 | - |
| Paperhangers | 10.920 | 11.920 | 36.00 | .990 | - | 1.300 | - | .400 | - | .400 | - |
| Pipefitters | +11.890 | 13.100 | 36.00 | 1.250 | - | 2.290 | - | 1.450 | - | - | - |
| Plasterers | 9.400 | 10.490 | 32.00 | 1.050 | - | 1.050 | - | ⁶ .700 | - | .210 | - |
| Plumbers | 11.890 | 13.100 | 36.00 | 1.250 | - | 2.290 | - | ⁶ 1.300 | - | .190 | - |
| Roofers, slate and tile, and composition | 10.190 | 10.940 | ²⁰ 40.00 | 1.170 | - | 1.100 | - | .600 | - | .100 | - |
| Sheet-metal workers | 10.950 | 11.940 | 40.00 | .730 | - | 2.110 | - | - | 8.00 | .100 | 4.00 |
| Stonemasons | 11.000 | 11.550 | 35.00 | 1.350 | - | 1.250 | - | ⁶ 1.000 | - | .200 | - |

See footnotes at end of table.

Table 20. Wage rates, hours, and employer contributions for selected benefits: Selected cities—Continued

(Union hourly wage rates, July 1, 1976, and wage rates, straight-time weekly hours, and employer insurance, pension, vacation, and other contributions to funds in the building trades, July 1, 1977)

| City and job classification | July 1, 1976 | July 1, 1977 | | | | | | | | | |
|---|-------------------------------|-------------------------------|-----------------------------------|---|------------------|---------|------------------|--------------------|------------------|--------------------|------------------|
| | Rate per hour ¹ | Rate per hour ¹ | Hours per week ² | Employer contributions for selected benefits ³ | | | | | | | |
| | | | | Insurance ⁴ | | Pension | | Vacation | | Other ⁵ | |
| | | | | Dollars | Percent | Dollars | Percent | Dollars | Percent | Dollars | Percent |
| Fremont, Calif. | | | | | | | | | | | |
| —Continued | | | | | | | | | | | |
| Building construction | | | | | | | | | | | |
| —Continued | | | | | | | | | | | |
| Journeyman | | | | | | | | | | | |
| —Continued | | | | | | | | | | | |
| Structural and rein- forcing ironworkers | \$11.030 | \$11.550 | 40.00 | 1.240 | - | 2.220 | - | 1.460 | - | 0.040 | - |
| Terrazzo workers | 10.320 | 11.420 | 35.00 | 1.100 | - | 1.000 | - | 1.000 | - | .200 | - |
| Tile layers | 11.000 | 12.000 | 40.00 | .980 | - | 1.200 | - | 1.400 | - | .245 | - |
| Helpers and laborers | | | | | | | | | | | |
| Bricklayers' tenders | 8.140 | 9.340 | 40.00 | 1.200 | - | 2.000 | - | .850 | - | - | - |
| Building laborers | 8.350 | 8.525 | 40.00 | 1.250 | (⁶) | 1.750 | (⁶) | 1.000 | (⁶) | .210 | (⁶) |
| Elevator constructors' helpers | 8.670 | 9.750 | 40.00 | .545 | - | .350 | - | - | 6.00 | .020 | 2.31 |
| Marble setters' helpers | 7.220 | 7.790 | 40.00 | .655 | - | .250 | - | 1.500 | - | - | - |
| Plasterers' laborers | 8.470 | 9.370 | 40.00 | 1.200 | - | 2.000 | - | ⁶ .850 | - | - | - |
| Roofers' helpers | 6.110 | 6.560 | 40.00 | 1.170 | - | 1.100 | - | .600 | - | .100 | - |
| Terrazzo workers' helpers | 9.460 | 10.160 | 35.00 | .750 | - | .600 | - | 1.000 | - | .200 | - |
| Base machines | 9.860 | 10.560 | 35.00 | .750 | - | .600 | - | 1.000 | - | .200 | - |
| Wet machines | 9.460 | 10.160 | 35.00 | .750 | - | .600 | - | 1.000 | - | .200 | - |
| Terrazzo polishers | 9.460 | 10.160 | 35.00 | .750 | - | .600 | - | 1.000 | - | .200 | - |
| Tile setters' helpers | 8.550 | 9.270 | 40.00 | .690 | - | .510 | - | - | 10.00 | .150 | - |
| Other heavy construction | | | | | | | | | | | |
| Journeyman | | | | | | | | | | | |
| Cement finishers | 10.000 | 10.500 | 40.00 | 1.150 | - | 1.430 | - | 1.500 | - | - | - |
| Fresno, Calif. | | | | | | | | | | | |
| Building construction | | | | | | | | | | | |
| Journeyman | | | | | | | | | | | |
| Asbestos workers | 11.990 | 12.410 | 40.00 | .970 | - | 1.100 | - | 1.520 | - | .040 | - |
| Boilermakers | 12.000 | 13.175 | 40.00 | .775 | - | 1.000 | - | .500 | - | - | - |
| Bricklayers | 9.350 | 10.500 | 40.00 | 1.100 | - | 1.000 | - | ⁶ 1.000 | - | .150 | - |
| Carpenters | 11.250 | 11.650 | 40.00 | 1.220 | - | 1.710 | - | .850 | - | .120 | - |
| Floor layers, patent scaffold erectors, shinglers | 11.400 | 11.800 | 40.00 | 1.220 | - | 1.710 | - | .850 | - | .120 | - |
| Millwrights, saw operators | 11.750 | 12.150 | 40.00 | 1.220 | - | 1.710 | - | .850 | - | .120 | - |
| Dry wall | 10.970 | 11.520 | 40.00 | .720 | - | 1.230 | - | .750 | - | .215 | - |
| Cement masons | 10.460 | 10.500 | 40.00 | .900 | - | 1.250 | - | 1.250 | - | .140 | - |
| Electricians (inside wires) | 10.760 | 11.760 | 40.00 | .800 | - | .950 | 3.00 | ⁶ 1.000 | - | .180 | 1.00 |
| Elevator constructors | 12.390 | 13.930 | 40.00 | .545 | - | .350 | - | - | 6.00 | .020 | 2.31 |

See footnotes at end of table.

Table 20. Wage rates, hours, and employer contributions for selected benefits: Selected cities—Continued

(Union hourly wage rates, July 1, 1976, and wage rates, straight-time weekly hours, and employer insurance, pension, vacation, and other contributions to funds in the building trades, July 1, 1977)

| City and job classification | July 1, 1976 | July 1, 1977 | | | | | | | | | |
|--|----------------------------|----------------------------|-----------------------------|---|---------|---------|---------|--------------------|---------|--------------------|---------|
| | Rate per hour ¹ | Rate per hour ¹ | Hours per week ² | Employer contributions for selected benefits ³ | | | | | | | |
| | | | | Insurance ⁴ | | Pension | | Vacation | | Other ⁵ | |
| | | | | Dollars | Percent | Dollars | Percent | Dollars | Percent | Dollars | Percent |
| Fresno, Calif. | | | | | | | | | | | |
| —Continued | | | | | | | | | | | |
| Building construction | | | | | | | | | | | |
| —Continued | | | | | | | | | | | |
| Journeyman | | | | | | | | | | | |
| —Continued | | | | | | | | | | | |
| Engineers—Power equipment operators: | | | | | | | | | | | |
| Compressors | \$9.050 | ⁸ \$9.050 | 40.00 | 1.120 | - | 2.000 | - | 0.900 | - | 0.240 | - |
| Compressors (2 to 6) | 10.020 | ⁸ 10.020 | 40.00 | 1.120 | - | 2.000 | - | .900 | - | .240 | - |
| Material hoists (1-drum) | 9.810 | ⁸ 9.810 | 40.00 | 1.120 | - | 2.000 | - | .900 | - | .240 | - |
| Small rubber-tired trenching machines and similar small equipment | 10.170 | ⁸ 10.170 | 40.00 | 1.120 | - | 2.000 | - | .900 | - | .240 | - |
| Tractors, dozers, scrapers, sheepsfoot, self-propelled compactors with dozer and push-cats | 10.720 | ⁸ 10.720 | 40.00 | 1.120 | - | 2.000 | - | .900 | - | .240 | - |
| Euclids, T-pulls, DW-10, 20, 21 and similar (with earth-moving equipment up to and including 45 cu. yds. struck mrc) | 10.720 | ⁸ 10.720 | 40.00 | 1.120 | - | 2.000 | - | .900 | - | .240 | - |
| Tractors (with boom) D-6 or larger, and similar) | 10.940 | ⁸ 10.940 | 40.00 | 1.120 | - | 2.000 | - | .900 | - | .240 | - |
| Cranes (not over 25 tons, hammerhead and gantry) | 11.250 | ⁸ 11.250 | 40.00 | 1.120 | - | 2.000 | - | .900 | - | .240 | - |
| Power shovels, clamshells, draglines, backhoes, gradealls (up to and including 1 yard) | 11.250 | ⁸ 11.250 | 40.00 | 1.120 | - | 2.000 | - | .900 | - | .240 | - |
| Gradealls (over 1 yard up to and including 7 cu. yds.) | 11.420 | ⁸ 11.420 | 40.00 | 1.120 | - | 2.000 | - | .900 | - | .240 | - |
| Universal Liebhern and tower cranes (and similar types) | 11.420 | ⁸ 11.420 | 40.00 | 1.120 | - | 2.000 | - | .900 | - | .240 | - |
| Firemen, oilers | 8.700 | ⁸ 8.700 | 40.00 | 1.120 | - | 2.000 | - | .900 | - | .240 | - |
| Glaziers | 9.090 | 9.700 | 40.00 | .900 | - | 1.040 | - | .580 | - | .320 | - |
| Lathers | 10.530 | 11.430 | 40.00 | .700 | - | .700 | - | - | - | .100 | - |
| Mosaic and terrazzo workers | 8.750 | 9.200 | 40.00 | 1.000 | - | .650 | - | .900 | - | - | - |
| Painters | 9.160 | ⁸ 9.910 | 40.00 | .610 | - | .200 | - | 1.000 | - | .070 | - |
| Spray | 9.210 | ⁸ 9.960 | 40.00 | .610 | - | .200 | - | 1.000 | - | .070 | - |
| Paperhangers | 9.210 | ⁸ 9.960 | 40.00 | .610 | - | .200 | - | 1.000 | - | .070 | - |
| Pipefitters | 11.600 | 12.600 | 36.00 | 1.440 | - | 2.000 | - | ⁶ .750 | - | ²¹ .370 | - |
| Plasterers | 8.990 | 9.240 | 40.00 | .900 | - | 1.500 | - | 1.110 | - | .150 | - |
| Plumbers | 11.600 | 12.600 | 36.00 | 1.440 | - | 2.000 | - | ⁶ .750 | - | ²¹ .370 | - |
| Reinforcing iron workers | 11.030 | 11.550 | 40.00 | 1.240 | - | 2.220 | - | 1.460 | - | - | - |
| Roofers, slate and tile | 8.200 | 10.350 | 40.00 | .600 | - | .800 | - | ⁶ 1.000 | - | - | - |
| Sheet-metal workers | 10.640 | 10.890 | 40.00 | .730 | - | 1.220 | - | - | 10.00 | .220 | - |
| Residential | 7.950 | 8.170 | 40.00 | .730 | - | 1.220 | - | - | 10.00 | .220 | - |
| Structural-iron workers | 11.030 | 11.550 | 40.00 | 1.240 | - | 2.220 | - | 1.460 | - | - | - |

See footnotes at end of table.

Table 20. Wage rates, hours, and employer contributions for selected benefits: Selected cities—Continued

(Union hourly wage rates, July 1, 1976, and wage rates, straight-time weekly hours, and employer insurance, pension, vacation, and other contributions to funds in the building trades, July 1, 1977)

| City and job classification | July 1, 1976 | | July 1, 1977 | | | | | | | | |
|--|----------------------------|----------------------------|-----------------------------|---|---------|---------|---------|--------------------|---------|--------------------|---------|
| | Rate per hour ¹ | Rate per hour ¹ | Hours per week ² | Employer contributions for selected benefits ³ | | | | | | | |
| | | | | Insurance ⁴ | | Pension | | Vacation | | Other ⁵ | |
| | | | | Dollars | Percent | Dollars | Percent | Dollars | Percent | Dollars | Percent |
| Fresno, Calif. | | | | | | | | | | | |
| —Continued | | | | | | | | | | | |
| Building construction | | | | | | | | | | | |
| —Continued | | | | | | | | | | | |
| Journeyman | | | | | | | | | | | |
| —Continued | | | | | | | | | | | |
| Ornamental iron workers | \$11.030 | \$11.550 | 40.00 | 1.240 | - | 2.220 | - | 1.460 | - | - | - |
| Fence erectors | 10.140 | 10.660 | 40.00 | 1.240 | - | 2.220 | - | 1.460 | - | - | - |
| Tile layers | 8.750 | 9.200 | 40.00 | 1.000 | - | .650 | - | .900 | - | - | - |
| Helpers and laborers | | | | | | | | | | | |
| Bricklayers' tenders | 8.400 | 8.600 | 40.00 | 1.250 | - | 1.700 | - | ⁶ 1.000 | - | - | - |
| Building laborers | 8.043 | 8.525 | 40.00 | 1.250 | - | 1.700 | - | 1.000 | - | 0.210 | - |
| Elevator constructors' helpers | 8.670 | 9.750 | 40.00 | .545 | - | .350 | - | - | 6.00 | .020 | 2.31 |
| Plasterer's tenders | 8.500 | 9.020 | 40.00 | 1.250 | - | 1.700 | - | 1.100 | - | .150 | - |
| Terrazzo workers' helpers | 6.460 | 7.430 | 40.00 | .800 | - | - | - | 1.000 | - | .500 | - |
| Base machine operators | 6.460 | 7.430 | 40.00 | .800 | - | - | - | 1.000 | - | .500 | - |
| Tile layers' helpers | 6.460 | 7.430 | 40.00 | .800 | - | - | - | 1.000 | - | .500 | - |
| Grand Rapids, Mich. | | | | | | | | | | | |
| Building construction | | | | | | | | | | | |
| Journeyman | | | | | | | | | | | |
| Asbestos workers | 9.350 | 9.460 | 40.00 | .840 | - | 1.480 | - | 1.650 | - | - | - |
| Bricklayers | 8.300 | 8.550 | 40.00 | .550 | - | .250 | - | .400 | - | - | - |
| Homebuilders | 6.640 | 6.760 | 40.00 | .550 | - | .250 | - | .400 | - | - | - |
| Carpenters | 8.550 | 8.950 | 40.00 | .600 | - | .600 | - | ⁶ .300 | - | .020 | - |
| Millwrights | 10.300 | 11.050 | 40.00 | .600 | - | .600 | - | .300 | - | - | - |
| Cement finishers | 7.490 | 7.740 | 40.00 | .500 | - | .500 | - | ⁶ .960 | - | - | - |
| Drywall tapers (finishers) | 7.450 | 7.950 | 40.00 | .500 | - | .250 | - | ⁶ .100 | - | - | - |
| Electricians (inside wirers) | 9.120 | 9.750 | 40.00 | .400 | - | .350 | 3.00 | - | - | .510 | - |
| Elevator constructors | 9.440 | 9.900 | 40.00 | .545 | - | .350 | - | - | 8.00 | .020 | 1.60 |
| Engineers—Power equipment operators: | | | | | | | | | | | |
| Cranes with main boom and jib 220' or more | 10.215 | 10.710 | 40.00 | .800 | - | 1.000 | - | - | 10.00 | .020 | - |
| Cranes with main boom and jib 140' or more | 9.990 | 10.485 | 40.00 | .800 | - | 1.000 | - | - | 10.00 | .020 | - |
| Cranes, scrapers, dozers, graders, hoists, front end loaders | 9.765 | 10.260 | 40.00 | .800 | - | 1.000 | - | - | 10.00 | .020 | - |

See footnotes at end of table.

Table 20. Wage rates, hours, and employer contributions for selected benefits: Selected cities—Continued

(Union hourly wage rates, July 1, 1976, and wage rates, straight-time weekly hours, and employer insurance, pension, vacation, and other contributions to funds in the building trades, July 1, 1977)

| City and job classification | July 1, 1976 | July 1, 1977 | | | | | | | | | |
|---|----------------------------|----------------------------|-----------------------------|---|---------|---------|---------|--------------------|---------|--------------------|---------|
| | Rate per hour ¹ | Rate per hour ¹ | Hours per week ² | Employer contributions for selected benefits ³ | | | | | | | |
| | | | | Insurance ⁴ | | Pension | | Vacation | | Other ⁵ | |
| | | | | Dollars | Percent | Dollars | Percent | Dollars | Percent | Dollars | Percent |
| Grand Rapids, Mich.—Continued | | | | | | | | | | | |
| Building construction—Continued | | | | | | | | | | | |
| Journeyman—Continued | | | | | | | | | | | |
| Air tuggers (single drum), forks, material hoists, winches (nonswinging), bobcats | \$9.360 | \$9.765 | 40.00 | 0.800 | - | 1.000 | - | - | 10.00 | 0.020 | - |
| Pumps 6 in. or over | 9.180 | 9.585 | 40.00 | .800 | - | 1.000 | - | - | 10.00 | .020 | - |
| Air compressors, welders, pumps under 6 in. | 8.190 | 8.505 | 40.00 | .800 | - | 1.000 | - | - | 10.00 | .020 | - |
| Oilers, firemen | 7.560 | 7.875 | 40.00 | .800 | - | 1.000 | - | - | 10.00 | .020 | - |
| Glaziers | 7.950 | 8.350 | 40.00 | .500 | - | .300 | - | - | 2.50 | - | - |
| Lathers | 8.190 | 8.200 | 40.00 | .370 | - | .150 | - | ⁶ 0.500 | - | .010 | - |
| Marble setters | 7.700 | 7.850 | 40.00 | .550 | - | .250 | - | ⁶ .400 | - | - | - |
| Mosaic and terrazzo workers | 7.700 | 7.850 | 40.00 | .550 | - | .250 | - | ⁶ .400 | - | - | - |
| Painters | 7.450 | 7.950 | 40.00 | .500 | - | .250 | - | ⁶ .100 | - | - | - |
| Spray and swing stage | 7.950 | 8.450 | 40.00 | .500 | - | .250 | - | ⁶ .100 | - | - | - |
| Swing stage | 7.700 | 8.200 | 40.00 | .500 | - | .250 | - | ⁶ .100 | - | - | - |
| Bridges over highways | 7.700 | 8.200 | 40.00 | .500 | - | .250 | - | ⁶ .100 | - | - | - |
| Bridges over water | 7.950 | 8.450 | 40.00 | .500 | - | .250 | - | ⁶ .100 | - | - | - |
| Paperhangers | 7.700 | 8.200 | 40.00 | .500 | - | .250 | - | ⁶ .100 | - | - | - |
| Pipefitters | 9.170 | 10.320 | 40.00 | .600 | - | .750 | - | ⁶ .920 | - | .200 | - |
| Plasterers | 8.830 | 9.080 | 40.00 | .500 | - | .500 | - | ⁶ 1.000 | - | .050 | - |
| Plumbers | 9.170 | 10.320 | 40.00 | .600 | - | .750 | - | ⁶ .920 | - | .200 | - |
| Reinforcing iron workers | 9.450 | 9.700 | 40.00 | .600 | - | 1.000 | - | ⁶ 1.000 | - | .020 | - |
| Roofers, composition | 6.850 | 7.250 | 40.00 | .450 | - | .350 | - | .450 | - | - | - |
| Roofers, slate and tile | 7.100 | 7.500 | 40.00 | .450 | - | .350 | - | .450 | - | - | - |
| Sheet-metal workers | 8.450 | 9.550 | 40.00 | .670 | - | .650 | - | ⁶ .670 | - | .020 | - |
| Structural-iron workers | 9.450 | 9.700 | 40.00 | .600 | - | 1.000 | - | ⁶ 1.000 | - | .020 | - |
| Stonemasons | 8.300 | 8.550 | 40.00 | .550 | - | .250 | - | .400 | - | - | - |
| Tile layers | 7.700 | 7.850 | 40.00 | .550 | - | .250 | - | .400 | - | - | - |
| Helpers and laborers | | | | | | | | | | | |
| Bricklayers' tenders | 6.010 | 6.410 | 40.00 | .550 | - | .350 | - | ⁶ .550 | - | .040 | - |
| Mortar mixers | 6.160 | 6.560 | 40.00 | .550 | - | .350 | - | ⁶ .550 | - | .040 | - |
| Building laborers | 6.010 | 6.410 | 40.00 | .550 | - | .350 | - | ⁶ .550 | - | .040 | - |
| Elevator constructors' helpers | 6.610 | 6.930 | 40.00 | .545 | - | .350 | - | - | 8.00 | .020 | 1.60 |
| Plasterers' laborers | 6.160 | 6.560 | 40.00 | .550 | - | .350 | - | .550 | - | .040 | - |
| Terrazzo workers' helpers | 6.760 | 7.060 | 40.00 | .500 | - | .300 | - | ⁶ .000 | - | - | - |
| Base machine | 7.310 | 7.610 | 40.00 | .500 | - | .300 | - | - | - | - | - |
| Floor machines | 6.960 | 7.260 | 40.00 | .500 | - | .300 | - | - | - | - | - |
| Tile layers' helpers | 6.760 | 7.060 | 40.00 | .500 | - | .300 | - | - | - | - | - |
| Highway and street construction | | | | | | | | | | | |
| Journeyman | | | | | | | | | | | |
| Carpenters | 9.050 | 9.100 | 40.00 | .600 | - | .500 | - | ⁶ .650 | - | - | - |

See footnotes at end of table.

Table 20. Wage rates, hours, and employer contributions for selected benefits: Selected cities—Continued

(Union hourly wage rates, July 1, 1976, and wage rates, straight-time weekly hours, and employer insurance, pension, vacation, and other contributions to funds in the building trades, July 1, 1977)

| City and job classification | July 1, 1976 | July 1, 1977 | | | | | | | | | |
|---|----------------------------|----------------------------|-----------------------------|---|---------|---------|---------|--------------------|---------|--------------------|---------|
| | Rate per hour ¹ | Rate per hour ¹ | Hours per week ² | Employer contributions for selected benefits ³ | | | | | | | |
| | | | | Insurance ⁴ | | Pension | | Vacation | | Other ⁵ | |
| | | | | Dollars | Percent | Dollars | Percent | Dollars | Percent | Dollars | Percent |
| Grand Rapids, Mich.—Continued | | | | | | | | | | | |
| Highway and street construction—Continued | | | | | | | | | | | |
| Journeyman—Continued | | | | | | | | | | | |
| Cement finishers | \$10.150 | \$10.450 | 40.00 | 0.500 | - | 0.500 | - | - | - | - | - |
| Engineers—Power equipment operators (zone 2): Class I—Asphalt plants and pavers, cranes, shovels, paver operators (5 bags or more) | 8.770 | 9.360 | 40.00 | .800 | - | .850 | - | - | 10.00 | 0.030 | - |
| Class II—Backhoe (with 3/8 yd. bucket or less), crushers, sweeper screening plants | 8.510 | 9.100 | 40.00 | .800 | - | .850 | - | - | 10.00 | .030 | - |
| Class III—Air compressors, concrete breakers, tractors with attachments | 8.050 | 8.650 | 40.00 | .800 | - | .850 | - | - | 10.00 | .030 | - |
| Class IV—Oilers, finishing machines, boom or winch hoists | 7.800 | 8.390 | 40.00 | .800 | - | .850 | - | - | 10.00 | .030 | - |
| Structural iron workers | 9.450 | 9.700 | 40.00 | .600 | - | 1.000 | - | ⁶ 1.000 | - | .020 | - |
| Helpers and laborers | | | | | | | | | | | |
| General laborers | 7.220 | ⁸ 7.220 | 40.00 | .400 | - | .300 | - | .550 | - | .040 | - |
| Other heavy construction | | | | | | | | | | | |
| Journeyman | | | | | | | | | | | |
| Carpenters | 8.550 | 9.220 | 40.00 | .600 | - | .600 | - | ⁶ .300 | - | .020 | - |
| Engineers—Power equipment operators— Distribution: | | | | | | | | | | | |
| Class I | 8.150 | 8.900 | 40.00 | .800 | - | .750 | - | - | 10.00 | .010 | - |
| Class II-A | 8.050 | 8.810 | 40.00 | .800 | - | .750 | - | - | 10.00 | .010 | - |
| Class II-B | 7.850 | 8.610 | 40.00 | .800 | - | .750 | - | - | 10.00 | .010 | - |
| Class III | 7.510 | 8.260 | 40.00 | .800 | - | .750 | - | - | 10.00 | .010 | - |
| Class IV | 7.050 | 7.810 | 40.00 | .800 | - | .750 | - | - | 10.00 | .010 | - |
| Cement finishers | 10.150 | 10.450 | 40.00 | .500 | - | .500 | - | - | - | - | - |
| Engineers—Power equipment operators: Steel Cranes with main boom and jib 220' or more | 12.160 | 12.940 | 40.00 | .800 | - | 1.000 | - | - | 10.00 | .040 | - |
| Cranes with main boom and jib 140' or more | 11.920 | 12.690 | 40.00 | .800 | - | 1.000 | - | - | 10.00 | .040 | - |
| Cranes, scrapers, dozers, graders, hoists, front end loaders | 11.440 | 12.210 | 40.00 | .800 | - | 1.000 | - | - | 10.00 | .040 | - |

See footnotes at end of table.

Table 20. Wage rates, hours, and employer contributions for selected benefits: Selected cities—Continued

(Union hourly wage rates, July 1, 1976, and wage rates, straight-time weekly hours, and employer insurance, pension, vacation, and other contributions to funds in the building trades, July 1, 1977)

| City and job classification | July 1, 1976 | | July 1, 1977 | | | | | | | | |
|--|----------------------------|----------------------------|-----------------------------|---|---------|---------|---------|--------------------|-------------------|--------------------|---------|
| | Rate per hour ¹ | Rate per hour ¹ | Hours per week ² | Employer contributions for selected benefits ³ | | | | | | | |
| | | | | Insurance ⁴ | | Pension | | Vacation | | Other ⁵ | |
| | | | | Dollars | Percent | Dollars | Percent | Dollars | Percent | Dollars | Percent |
| Grand Rapids, Mich.—Continued | | | | | | | | | | | |
| Other heavy construction—Continued | | | | | | | | | | | |
| Journeyman—Continued | | | | | | | | | | | |
| Air tuggers (single drum), forks, material hoists, winches (nonswinging), bobcats | \$11.230 | \$12.000 | 40.00 | 0.800 | - | 1.000 | - | - | 10.00 | 0.040 | - |
| Air compressors, welders, pumps under 6 in. | 9.980 | 10.520 | 40.00 | .800 | - | 1.000 | - | - | 10.00 | .040 | - |
| Oilers, firemen | 8.880 | 9.280 | 40.00 | .800 | - | 1.000 | - | - | 10.00 | .040 | - |
| Engineers—Power equipment operators: underground: | | | | | | | | | | | |
| Class I | - | 8.510 | 40.00 | .800 | - | .850 | - | - | 10.00 | .030 | - |
| Class II | - | 8.250 | 40.00 | .800 | - | .850 | - | - | 10.00 | .030 | - |
| Class III | - | 7.790 | 40.00 | .800 | - | .850 | - | - | 10.00 | .030 | - |
| Class IV | - | 7.540 | 40.00 | .800 | - | .850 | - | - | 10.00 | .030 | - |
| Structural iron workers | 9.450 | 9.700 | 40.00 | .600 | - | 1.000 | - | ⁶ 1.000 | - | .020 | - |
| Helpers and laborers | | | | | | | | | | | |
| General laborers | 6.010 | 6.410 | 40.00 | .550 | - | .350 | - | ⁶ .550 | - | .040 | - |
| Hammond, Ind. | | | | | | | | | | | |
| Building construction | | | | | | | | | | | |
| Journeyman | | | | | | | | | | | |
| Asbestos workers | 10.510 | 11.110 | 40.00 | .810 | - | .990 | - | ⁶ 1.000 | - | .050 | - |
| Boilermakers | 10.850 | 11.700 | 40.00 | .800 | - | 1.000 | - | - | - | - | - |
| Bricklayers | 10.800 | 11.350 | 40.00 | .750 | - | .550 | - | ⁶ .500 | - | .060 | - |
| Carpenters | 10.910 | 11.610 | 40.00 | .500 | - | .570 | - | ⁶ .420 | - | .010 | - |
| Cement finishers | 10.290 | 10.670 | 40.00 | .900 | - | .600 | - | ⁶ .750 | - | .010 | - |
| Electricians | 10.944 | 11.280 | 40.00 | - | 6.50 | - | 8.30 | - | ⁶ 4.00 | - | - |
| Elevator constructors | 13.277 | 13.873 | 40.00 | .745 | - | .350 | - | - | 6.00 | - | 3.20 |
| Engineers—Power equipment operators: | | | | | | | | | | | |
| Class I—Cranes | 10.100 | 11.400 | 40.00 | .750 | - | .850 | - | ⁶ .200 | - | .010 | - |
| Class II—Tractors and bulldozers | 9.600 | 10.900 | 40.00 | .750 | - | .850 | - | ⁶ .200 | - | .010 | - |
| Class III—Air compressors | 8.050 | 9.350 | 40.00 | .750 | - | .850 | - | ⁶ .200 | - | .010 | - |
| Class IV—Oilers | 7.050 | 8.350 | 40.00 | .750 | - | .850 | - | ⁶ .200 | - | .010 | - |
| Glaziers | 9.550 | 10.000 | 40.00 | .650 | - | .300 | - | .550 | - | - | - |
| Lathers | 10.440 | 11.190 | 40.00 | - | - | .400 | - | - | - | - | - |
| Machinists | 11.020 | 11.510 | 40.00 | .660 | - | .450 | - | - | 6.10 | - | - |
| Marble setters | 10.800 | 11.350 | 40.00 | .750 | - | .550 | - | ⁶ .500 | - | .060 | - |
| Painters: | | | | | | | | | | | |
| Residential and commercial | 9.000 | ⁶ 9.000 | 40.00 | .490 | - | .350 | - | - | - | - | - |
| Industrial | 10.800 | ⁶ 10.800 | 40.00 | .490 | - | .350 | - | - | - | - | - |
| Paperhangers | 9.250 | ⁶ 9.250 | 40.00 | .490 | - | .350 | - | - | - | - | - |
| Pipefitters | 11.500 | 11.900 | 40.00 | .800 | - | 1.000 | - | - | - | - | - |

See footnotes at end of table.

Table 20. Wage rates, hours, and employer contributions for selected benefits: Selected cities—Continued

(Union hourly wage rates, July 1, 1976, and wage rates, straight-time weekly hours, and employer insurance, pension, vacation, and other contributions to funds in the building trades, July 1, 1977)

| City and job classification | July 1, 1976 | July 1, 1977 | | | | | | | | | |
|--|----------------------------|----------------------------|-----------------------------|---|---------|---------|---------|--------------------|---------|--------------------|---------|
| | Rate per hour ¹ | Rate per hour ¹ | Hours per week ² | Employer contributions for selected benefits ³ | | | | | | | |
| | | | | Insurance ⁴ | | Pension | | Vacation | | Other ⁵ | |
| | | | | Dollars | Percent | Dollars | Percent | Dollars | Percent | Dollars | Percent |
| Hammond, Ind. | | | | | | | | | | | |
| —Continued | | | | | | | | | | | |
| Building construction | | | | | | | | | | | |
| —Continued | | | | | | | | | | | |
| Journeyman | | | | | | | | | | | |
| —Continued | | | | | | | | | | | |
| Plasterers | \$8.940 | \$9.460 | 40.00 | 0.900 | - | 0.600 | - | ⁶ 0.750 | - | 0.010 | - |
| Plumbers | 10.420 | 11.520 | 40.00 | .900 | - | 1.050 | - | - | - | .100 | - |
| Reinforcing iron workers | 10.480 | 10.870 | 40.00 | .800 | - | 1.360 | - | ⁶ 1.250 | - | .020 | - |
| Roofers, composition | 11.160 | 11.510 | 40.00 | .700 | - | .500 | - | ⁶ .700 | - | .080 | - |
| Roofers, slate and tile | 11.160 | 11.510 | 40.00 | .700 | - | .500 | - | ⁶ .700 | - | .080 | - |
| Sheet-metal workers | 10.510 | 10.900 | 40.00 | .750 | - | 1.160 | - | - | - | .680 | - |
| Stonemasons | 10.800 | 11.350 | 40.00 | .750 | - | .550 | - | ⁶ .500 | - | .060 | - |
| Structural iron workers | 10.480 | 10.870 | 40.00 | .800 | - | 1.360 | - | ⁶ 1.250 | - | .020 | - |
| Terrazzo workers | 10.800 | 11.350 | 40.00 | .750 | - | .550 | - | ⁶ .500 | - | .060 | - |
| Tile layers | 10.700 | 11.250 | 40.00 | .750 | - | .550 | - | ⁶ .500 | - | .060 | - |
| Helpers and laborers | | | | | | | | | | | |
| Bricklayers' tenders | 7.700 | 8.250 | 40.00 | .600 | - | .500 | - | - | - | .120 | - |
| Building laborers | 7.700 | 8.250 | 40.00 | .600 | - | .500 | - | - | - | .120 | - |
| Elevator constructors' helpers | 9.372 | 9.788 | 40.00 | .745 | - | .350 | - | - | 6.00 | - | 3.20 |
| Marble setters' helpers | 9.360 | 9.960 | 40.00 | - | - | - | - | - | - | - | 1.90 |
| Plasterers' laborers | 8.000 | 8.550 | 40.00 | .600 | - | .500 | - | - | - | .120 | - |
| Plumbers' laborers | 7.700 | 8.250 | 40.00 | .600 | - | .500 | - | - | - | .120 | - |
| Terrazzo workers' helpers | 9.360 | 9.960 | 40.00 | - | - | - | - | - | - | - | 1.90 |
| Base machine operators | 9.610 | 10.210 | 40.00 | - | - | - | - | - | - | - | 1.90 |
| Tile layers' helpers | 9.360 | 9.960 | 40.00 | - | - | - | - | - | - | - | 1.90 |
| Highway and street construction | | | | | | | | | | | |
| Journeyman | | | | | | | | | | | |
| Carpenters | 10.910 | 11.610 | 40.00 | .500 | - | .570 | - | ⁶ .420 | - | .010 | - |
| Cement finishers | 9.600 | 9.880 | 40.00 | .900 | - | .600 | - | ⁶ .750 | - | .040 | - |
| Engineers—Power equipment operators: | | | | | | | | | | | |
| Class I—Cranes | 9.950 | 10.650 | 40.00 | .650 | - | .850 | - | ⁶ .400 | - | - | - |
| Class II—Tractors | 9.500 | 10.200 | 40.00 | .650 | - | .850 | - | ⁶ .400 | - | - | - |
| Class III—Forklifts, end loaders | 9.050 | 9.750 | 40.00 | .650 | - | .850 | - | ⁶ .400 | - | - | - |
| Class IV—Air compressors and conveyors | 7.950 | 8.650 | 40.00 | .650 | - | .850 | - | ⁶ .400 | - | - | - |
| Class V—Oilers | 7.000 | 7.700 | 40.00 | .650 | - | .850 | - | ⁶ .400 | - | - | - |
| Structural iron workers | 10.480 | 10.870 | 40.00 | .800 | - | 1.360 | - | ⁶ 1.250 | - | .020 | - |
| Helpers and laborers | | | | | | | | | | | |
| Laborers | 7.300 | 7.850 | 40.00 | .600 | - | .450 | - | - | - | .120 | - |

See footnotes at end of table.

Table 20. Wage rates, hours, and employer contributions for selected benefits: Selected cities—Continued

(Union hourly wage rates, July 1, 1976, and wage rates, straight-time weekly hours, and employer insurance, pension, vacation, and other contributions to funds in the building trades, July 1, 1977)

| City and job classification | July 1, 1976 | July 1, 1977 | | | | | | | | | |
|--|----------------------------|----------------------------|-----------------------------|---|---------|---------|---------|--------------------|---------|--------------------|---------|
| | Rate per hour ¹ | Rate per hour ¹ | Hours per week ² | Employer contributions for selected benefits ³ | | | | | | | |
| | | | | Insurance ⁴ | | Pension | | Vacation | | Other ⁵ | |
| | | | | Dollars | Percent | Dollars | Percent | Dollars | Percent | Dollars | Percent |
| Hammond, Ind.—Continued | | | | | | | | | | | |
| Other heavy construction | | | | | | | | | | | |
| Journeyman | | | | | | | | | | | |
| Carpenters | \$10.910 | \$11.610 | 40.00 | 0.500 | - | 0.570 | - | ⁶ 0.420 | - | 0.010 | - |
| Cement finishers | 9.600 | 9.880 | 40.00 | .900 | - | .600 | - | ⁶ .750 | - | .040 | - |
| Engineers—Power equipment operators: | | | | | | | | | | | |
| Class I—Cranes | 9.950 | 10.650 | 40.00 | .650 | - | .850 | - | ⁶ .400 | - | - | - |
| Class II—Tractors | 9.500 | 10.200 | 40.00 | .650 | - | .850 | - | ⁶ .400 | - | - | - |
| Class III—Forklift trucks, end loaders | 9.050 | 9.750 | 40.00 | .650 | - | .850 | - | ⁶ .400 | - | - | - |
| Class IV—Air compressors and conveyors | 7.950 | 8.650 | 40.00 | .650 | - | .850 | - | ⁶ .400 | - | - | - |
| Class V—Oilers | 7.000 | 7.700 | 40.00 | .650 | - | .850 | - | ⁶ .400 | - | - | - |
| Structural iron workers | 10.480 | 10.870 | 40.00 | .800 | - | 1.360 | - | ⁶ 1.250 | - | .020 | - |
| Helpers and laborers | | | | | | | | | | | |
| Laborers | 7.300 | 7.850 | 40.00 | .600 | - | .450 | - | - | - | .120 | - |
| Honolulu, Hawaii | | | | | | | | | | | |
| Building construction | | | | | | | | | | | |
| Journeyman | | | | | | | | | | | |
| Asbestos workers | 8.530 | 10.040 | 40.00 | .650 | - | 2.000 | - | .700 | - | .060 | - |
| Boilermakers | 9.150 | 9.730 | 40.00 | .650 | - | 1.000 | - | - | - | - | - |
| Bricklayers | 8.410 | 9.900 | 40.00 | 1.100 | - | 1.450 | - | .600 | - | .090 | - |
| Carpenters | 8.240 | 9.650 | 40.00 | .940 | - | 1.700 | - | 1.000 | - | .020 | - |
| Cement finishers | 8.100 | 9.330 | 40.00 | 1.100 | - | 1.450 | - | .600 | - | .070 | - |
| Electricians (inside wires) | 9.000 | 10.040 | 40.00 | .670 | - | 1.740 | 13.00 | - | 11.20 | .290 | 4.00 |
| Elevator constructors | 10.680 | ⁶ 10.680 | 40.00 | .495 | - | .320 | - | - | 6.00 | .308 | - |
| Engineers—Power equipment operators: | | | | | | | | | | | |
| Locomotives (up to 30 tons) | 6.930 | 7.930 | 40.00 | .900 | - | 2.000 | - | .750 | - | .170 | - |
| Boom trucks | 7.200 | 8.200 | 40.00 | .900 | - | 2.000 | - | .750 | - | .170 | - |
| Agri-cats | 7.510 | 8.510 | 40.00 | .900 | - | 2.000 | - | .750 | - | .170 | - |
| Trenchers | 8.160 | 9.160 | 40.00 | .900 | - | 2.000 | - | .750 | - | .170 | - |
| Mixermobiles | 8.480 | 9.480 | 40.00 | .900 | - | 2.000 | - | .750 | - | .170 | - |
| Locomotives (to 100 tons) | 8.590 | 9.590 | 40.00 | .900 | - | 2.000 | - | .750 | - | .170 | - |
| Wheel trenchers | 8.700 | 9.700 | 40.00 | .900 | - | 2.000 | - | .750 | - | .170 | - |
| Bulldozers | 8.930 | 9.930 | 40.00 | .900 | - | 2.000 | - | .750 | - | .170 | - |
| Locomotives (over 100 tons) | 8.990 | 9.990 | 40.00 | .900 | - | 2.000 | - | .750 | - | .170 | - |
| Cranes (under 25 tons) | 9.140 | 10.140 | 40.00 | .900 | - | 2.000 | - | .750 | - | .170 | - |
| Cranes (over 25 tons) | 9.290 | 10.290 | 40.00 | .900 | - | 2.000 | - | .750 | - | .170 | - |
| Derricks | 9.650 | 10.650 | 40.00 | .900 | - | 2.000 | - | .750 | - | .170 | - |
| Glaziers | 8.920 | 9.640 | 40.00 | 1.010 | - | .850 | - | .970 | - | .463 | - |
| Lathers | 9.860 | 10.090 | 40.00 | .850 | - | 1.250 | - | 1.000 | - | .120 | - |
| Machinist-mechanic | 7.820 | 8.950 | 40.00 | - | - | .700 | - | - | - | - | - |

See footnotes at end of table.

Table 20. Wage rates, hours, and employer contributions for selected benefits: Selected cities—Continued

(Union hourly wage rates, July 1, 1976, and wage rates, straight-time weekly hours, and employer insurance, pension, vacation, and other contributions to funds in the building trades, July 1, 1977)

| City and job classification | July 1, 1976 | | July 1, 1977 | | | | | | | | |
|---|----------------------------|----------------------------|-----------------------------|---|---------|---------|---------|----------|---------|--------------------|---------|
| | Rate per hour ¹ | Rate per hour ¹ | Hours per week ² | Employer contributions for selected benefits ³ | | | | | | | |
| | | | | Insurance ⁴ | | Pension | | Vacation | | Other ⁵ | |
| | | | | Dollars | Percent | Dollars | Percent | Dollars | Percent | Dollars | Percent |
| Honolulu, Hawaii | | | | | | | | | | | |
| —Continued | | | | | | | | | | | |
| Building construction | | | | | | | | | | | |
| —Continued | | | | | | | | | | | |
| Journeyman | | | | | | | | | | | |
| —Continued | | | | | | | | | | | |
| Marble setters | \$8.400 | \$9.870 | 40.00 | 1.100 | - | 1.450 | - | 0.600 | - | 0.090 | - |
| Mosaic and terrazzo workers | 8.400 | 9.870 | 40.00 | 1.100 | - | 1.450 | - | .600 | - | .090 | - |
| Painters | 8.370 | 9.000 | 40.00 | .790 | - | 3.000 | - | .750 | - | .100 | - |
| Spray | 8.845 | 9.500 | 40.00 | .790 | - | 3.000 | - | .750 | - | .100 | - |
| Paperhangers | 8.370 | 9.000 | 40.00 | .790 | - | 3.000 | - | .750 | - | .100 | - |
| Pipefitters | 9.300 | 9.800 | 40.00 | 1.090 | - | 1.700 | - | .675 | - | .775 | - |
| Plasterers | 8.950 | 9.740 | 40.00 | 1.100 | - | 1.750 | - | .600 | - | .120 | - |
| Plumbers | 9.300 | 9.800 | 40.00 | 1.090 | - | 1.700 | - | .675 | - | .775 | - |
| Reinforcing iron workers | 9.150 | 10.150 | 40.00 | .850 | - | 1.270 | - | .950 | - | .110 | - |
| Roofers, composition | 8.148 | 9.800 | 40.00 | .850 | - | .750 | - | .250 | - | .350 | - |
| Roofers, slate and tile | 8.148 | 9.800 | 40.00 | .850 | - | .750 | - | .250 | - | .350 | - |
| Sheet-metal workers | 9.200 | 10.830 | 40.00 | .760 | - | 1.720 | - | .880 | - | .780 | - |
| Stonemasons | 8.410 | 9.900 | 40.00 | 1.100 | - | 1.450 | - | .600 | - | .090 | - |
| Structural-iron workers | 9.150 | 10.150 | 40.00 | .850 | - | 1.270 | - | .950 | - | .110 | - |
| Tapers, drywall | 9.263 | 9.500 | 40.00 | .840 | - | 2.500 | - | - | 6 5.00 | 1.500 | - |
| Drywall applicators | 8.240 | 9.750 | 40.00 | .940 | - | 1.700 | - | 1.000 | - | .180 | - |
| Tile layers | 8.400 | 9.870 | 40.00 | 1.100 | - | 1.450 | - | .600 | - | .090 | - |
| Carpet, linoleum and soft tile layers | 8.310 | 10.290 | 40.00 | .600 | - | .500 | - | .150 | - | .020 | - |
| Helpers and laborers | | | | | | | | | | | |
| Building laborers | 6.660 | 7.610 | 40.00 | .640 | - | 1.060 | - | .380 | - | .150 | - |
| Building laborers I | - | 8.060 | 40.00 | .640 | - | 1.060 | - | .380 | - | .150 | - |
| Building laborers II | - | 7.860 | 40.00 | .640 | - | 1.060 | - | .380 | - | .150 | - |
| Composition roofers' helpers | 6.063 | 8 6.500 | 40.00 | .850 | - | .750 | - | .250 | - | .350 | - |
| Elevator constructors' helpers | 7.480 | 7.480 | 40.00 | .495 | - | .320 | - | - | 6.00 | .308 | - |
| Marble setters' helpers | 6.340 | 7.170 | 40.00 | 1.100 | - | 1.450 | - | .600 | - | .090 | - |
| Plasterers' laborers | 6.710 | 7.660 | 40.00 | .640 | - | 1.060 | - | .380 | - | .150 | - |
| Terrazzo workers' helpers | 6.340 | 7.170 | 40.00 | 1.100 | - | 1.450 | - | .600 | - | .090 | - |
| Tile layers' helpers | 6.340 | 7.170 | 40.00 | 1.100 | - | 1.450 | - | .600 | - | .090 | - |
| Houston, Texas | | | | | | | | | | | |
| Building construction | | | | | | | | | | | |
| Journeyman | | | | | | | | | | | |
| Asbestos workers | 10.000 | 10.000 | 40.00 | .700 | - | .700 | - | .500 | - | .060 | - |
| Boilermakers | 9.000 | 10.000 | 40.00 | .500 | - | 1.000 | - | - | - | - | - |
| Bricklayers | 10.130 | 10.530 | 40.00 | .630 | - | .600 | - | - | - | .160 | - |
| Carpenters | 9.400 | 10.000 | 40.00 | .750 | - | .700 | - | - | - | - | - |
| Millwrights | 9.760 | 10.360 | 40.00 | .750 | - | .700 | - | - | - | - | - |
| Piledrivers | 9.400 | 10.000 | 40.00 | .750 | - | .700 | - | - | - | - | - |
| Cement finishers | 9.120 | 9.680 | 40.00 | .520 | - | .550 | - | - | - | - | - |
| Drywall tapers (finishers) | 9.420 | 9.920 | 40.00 | .565 | - | .450 | - | .400 | - | - | - |

See footnotes at end of table.

Table 20. Wage rates, hours, and employer contributions for selected benefits: Selected cities—Continued

(Union hourly wage rates, July 1, 1976, and wage rates, straight-time weekly hours, and employer insurance, pension, vacation, and other contributions to funds in the building trades, July 1, 1977)

| City and job classification | July 1, 1976 | July 1, 1977 | | | | | | | | | |
|--|----------------------------|----------------------------|-----------------------------|---|---------|---------|---------|----------|---------|--------------------|---------|
| | Rate per hour ¹ | Rate per hour ¹ | Hours per week ² | Employer contributions for selected benefits ³ | | | | | | | |
| | | | | Insurance ⁴ | | Pension | | Vacation | | Other ⁵ | |
| | | | | Dollars | Percent | Dollars | Percent | Dollars | Percent | Dollars | Percent |
| Houston, Texas | | | | | | | | | | | |
| —Continued | | | | | | | | | | | |
| Building construction | | | | | | | | | | | |
| —Continued | | | | | | | | | | | |
| Journeyman | | | | | | | | | | | |
| —Continued | | | | | | | | | | | |
| Electricians (inside wires) | \$10.387 | \$10.387 | 40.00 | 0.550 | - | - | 5.00 | - | 6.00 | - | 1.00 |
| Elevator constructors | 8.600 | 9.760 | 40.00 | .545 | - | 0.350 | - | - | 6.00 | 0.020 | 2.30 |
| Engineers—Power equipment operators: | | | | | | | | | | | |
| Heavy equipment—Cat tractors, scrapers (heavy type, over 3 cu. yds.), bulldozers, cranes, derricks, draglines, hoists (2 or more drums), mixers (14 cu. ft. or more), piledrivers, shovels | 9.870 | 10.370 | 40.00 | .450 | - | .850 | - | - | - | - | - |
| Light equipment—Air compressors, mixers (less than 14 cu. ft.), scrapers (3 cu. yds. or less), pumps, single-drum hoists | 8.380 | 8.780 | 40.00 | .450 | - | .850 | - | - | - | - | - |
| Glaziers | 8.920 | 9.920 | 40.00 | .600 | - | .425 | - | 0.150 | - | - | - |
| Lathers | 9.020 | 10.020 | 40.00 | .500 | - | .350 | - | .500 | - | .080 | - |
| Machinists | 10.100 | 10.100 | 40.00 | - | - | - | - | - | - | - | - |
| Marble setters | 9.260 | 10.210 | 40.00 | - | - | - | - | .250 | - | .150 | - |
| Mosaic and terrazzo workers | 9.260 | 10.210 | 40.00 | - | - | - | - | .250 | - | .150 | - |
| Painters: | | | | | | | | | | | |
| Commercial brush work | 9.295 | 9.795 | 40.00 | .565 | - | .450 | - | .400 | - | - | - |
| Commercial spray work | 9.670 | 10.170 | 40.00 | .565 | - | .450 | - | .400 | - | - | - |
| Industrial brush work | 9.395 | 9.895 | 40.00 | .565 | - | .450 | - | .400 | - | - | - |
| Industrial spray work | 9.720 | 10.220 | 40.00 | .565 | - | .450 | - | .400 | - | - | - |
| All painting over 60 feet | 9.920 | 10.420 | 40.00 | .565 | - | .450 | - | .400 | - | - | - |
| Paperhangers | 9.545 | 10.045 | 40.00 | .565 | - | .450 | - | .400 | - | - | - |
| Pipefitters | 9.100 | 10.050 | 40.00 | .450 | - | .650 | - | .800 | - | - | - |
| Plasterers | 9.175 | 9.975 | 40.00 | .770 | - | .300 | - | .525 | - | .080 | - |
| Plumbers | 9.290 | 9.840 | 40.00 | .550 | - | .700 | - | .750 | - | .165 | - |
| Reinforcing iron workers | 9.630 | 10.280 | 40.00 | .550 | - | 1.000 | - | - | - | - | - |
| Roofers, flat roof and composition | 8.140 | 8.890 | 40.00 | .200 | - | .250 | - | .250 | - | .100 | - |
| Roofers, slate and tile | 9.040 | 9.640 | 40.00 | .200 | - | .250 | - | .250 | - | .100 | - |
| Sheet-metal workers | 9.465 | 10.220 | 40.00 | .275 | - | .595 | - | .320 | - | .080 | - |
| Stonemasons | 10.130 | 10.530 | 40.00 | .630 | - | .600 | - | - | - | .160 | - |
| Structural-iron workers | 9.630 | 10.280 | 40.00 | .550 | - | 1.000 | - | - | - | - | - |
| Sheeters and buckers-up | 9.630 | 10.280 | 40.00 | .550 | - | 1.000 | - | - | - | - | - |
| Tile layers | 9.260 | 10.210 | 40.00 | - | - | - | - | .250 | - | .150 | - |
| Helpers and laborers | | | | | | | | | | | |
| Bricklayers' tenders | 7.105 | 7.755 | 40.00 | .330 | - | .400 | - | - | - | - | - |
| Mortar mixers | 7.205 | 7.855 | 40.00 | .330 | - | .400 | - | - | - | - | - |
| Building laborers | 6.930 | 7.580 | 40.00 | .330 | - | .400 | - | - | - | - | - |

See footnotes at end of table.

Table 20. Wage rates, hours, and employer contributions for selected benefits: Selected cities—Continued

(Union hourly wage rates, July 1, 1976, and wage rates, straight-time weekly hours, and employer insurance, pension, vacation, and other contributions to funds in the building trades, July 1, 1977)

| City and job classification | July 1, 1976 | July 1, 1977 | | | | | | | | | |
|--|----------------------------|----------------------------|-----------------------------|---|---------|---------|---------|-------------------|---------|--------------------|---------|
| | Rate per hour ¹ | Rate per hour ¹ | Hours per week ² | Employer contributions for selected benefits ³ | | | | | | | |
| | | | | Insurance ⁴ | | Pension | | Vacation | | Other ⁵ | |
| | | | | Dollars | Percent | Dollars | Percent | Dollars | Percent | Dollars | Percent |
| Houston, Texas | | | | | | | | | | | |
| —Continued | | | | | | | | | | | |
| Building construction | | | | | | | | | | | |
| —Continued | | | | | | | | | | | |
| Helpers and laborers | | | | | | | | | | | |
| —Continued | | | | | | | | | | | |
| Air tool operators | \$7.105 | \$7.755 | 40.00 | 0.330 | - | 0.400 | - | - | - | - | - |
| Elevator constructors' helpers | 6.020 | 6.832 | 40.00 | .545 | - | .350 | - | - | 6.00 | 0.020 | 2.30 |
| Marble setters' helpers | 6.900 | 7.650 | 40.00 | - | - | - | - | 0.250 | - | .150 | - |
| Plasterers' laborers | 7.205 | 7.855 | 40.00 | .330 | - | .400 | - | - | - | - | - |
| Terrazzo workers' helpers | 6.900 | 7.650 | 40.00 | - | - | - | - | .250 | - | .150 | - |
| Base machines | 7.200 | 7.950 | 40.00 | - | - | - | - | .250 | - | .150 | - |
| Floor machines | 7.050 | 7.800 | 40.00 | - | - | - | - | .250 | - | .150 | - |
| Tile layers' helpers | 6.900 | 7.650 | 40.00 | - | - | - | - | .250 | - | .150 | - |
| Other heavy construction | | | | | | | | | | | |
| Journeyman | | | | | | | | | | | |
| Engineers—Power equipment operators: | | | | | | | | | | | |
| Heavy pipeline: | | | | | | | | | | | |
| Group I—Heavy | 9.330 | 10.170 | 40.00 | .600 | - | .600 | - | - | - | - | - |
| Group II—Light | 7.040 | 7.760 | 40.00 | .600 | - | .600 | - | - | - | - | - |
| Group III—Oilers | 4.750 | 5.360 | 40.00 | .600 | - | .600 | - | - | - | - | - |
| Huntsville, Ala. | | | | | | | | | | | |
| Building construction | | | | | | | | | | | |
| Journeyman | | | | | | | | | | | |
| Asbestos workers | 8.910 | 9.560 | 40.00 | .450 | - | .400 | - | ⁶ .600 | - | .050 | - |
| Boilermakers | 8.800 | 9.300 | 40.00 | .950 | - | 1.000 | - | - | - | - | - |
| Bricklayers | 9.400 | 9.400 | 40.00 | - | - | - | - | - | - | - | - |
| Carpenters | 7.860 | 8.400 | 40.00 | - | - | - | - | - | - | - | - |
| Millwrights | 8.270 | 8.900 | 40.00 | - | - | - | - | - | - | - | - |
| Cement finishers | 8.650 | 8.650 | 40.00 | - | - | - | - | - | - | - | - |
| Electricians (inside-wirers) | 9.050 | 10.050 | 40.00 | .400 | - | .300 | 3.00 | - | - | - | - |
| Elevator constructors | 9.140 | 9.740 | 40.00 | .545 | - | .350 | - | - | 6.00 | .020 | 2.30 |
| Engineers—Power equipment operators: | | | | | | | | | | | |
| Group A—Bulldozers, cranes, derricks, draglines, hoists, shovels, scrapers, trenching machines | 8.780 | 9.380 | 40.00 | .350 | - | .350 | - | - | - | - | - |

See footnotes at end of table.

Table 20. Wage rates, hours, and employer contributions for selected benefits: Selected cities—Continued

(Union hourly wage rates, July 1, 1976, and wage rates, straight-time weekly hours, and employer insurance, pension, vacation, and other contributions to funds in the building trades, July 1, 1977)

| City and job classification | July 1, 1976 | July 1, 1977 | | | | | | | | | |
|--|----------------------------|----------------------------|-----------------------------|---|---------|---------|---------|----------|---------|--------------------|---------|
| | Rate per hour ¹ | Rate per hour ¹ | Hours per week ² | Employer contributions for selected benefits ³ | | | | | | | |
| | | | | Insurance ⁴ | | Pension | | Vacation | | Other ⁵ | |
| | | | | Dollars | Percent | Dollars | Percent | Dollars | Percent | Dollars | Percent |
| Huntsville, Ala. | | | | | | | | | | | |
| —Continued | | | | | | | | | | | |
| Building construction | | | | | | | | | | | |
| —Continued | | | | | | | | | | | |
| Journeyman | | | | | | | | | | | |
| —Continued | | | | | | | | | | | |
| Group B—Central compressors, front end loaders, paving machines, portable hoists, walk-behind trenching machines, yard masters | \$7.440 | \$8.040 | 40.00 | 0.350 | - | 0.350 | - | - | - | - | - |
| Group C—Portable air compressors, conveyors, pumps, welding machines, oilers | 6.730 | 7.340 | 40.00 | .350 | - | .350 | - | - | - | - | |
| Marble setters | 9.400 | 9.400 | 40.00 | - | - | - | - | - | - | - | |
| Mosaic and terrazzo workers | 9.150 | 9.150 | 40.00 | - | - | - | - | - | - | - | |
| Painters | 7.500 | 8.000 | 40.00 | - | - | .250 | - | - | - | - | |
| Residential | 5.250 | 5.350 | 40.00 | - | - | .250 | - | - | - | - | |
| Industrial | 8.250 | 8.750 | 40.00 | - | - | .250 | - | - | - | - | |
| Pipefitters | 9.450 | 9.700 | 40.00 | .500 | - | .500 | - | ° 0.250 | - | - | |
| Plasterers | 8.900 | 8.900 | 40.00 | - | - | - | - | - | - | - | |
| Plumbers | 9.450 | 9.700 | 40.00 | .500 | - | .500 | - | ° .250 | - | - | |
| Reinforcing iron workers | 8.405 | 8.855 | 40.00 | .500 | - | .500 | - | - | - | - | |
| Roofers, composition | 7.500 | 8.350 | 40.00 | - | - | .200 | - | - | - | - | |
| Roofers, slate and tile | 7.750 | 8.600 | 40.00 | - | - | .200 | - | - | - | - | |
| Sheet-metal workers | 9.750 | 10.150 | 40.00 | .690 | - | .820 | - | - | - | 0.030 | |
| Stonemasons | 9.400 | 9.400 | 40.00 | - | - | - | - | - | - | - | |
| Structural-iron workers | 8.405 | 8.855 | 40.00 | .500 | - | .500 | - | - | - | - | |
| Tile layers | 9.150 | 9.150 | 40.00 | - | - | - | - | - | - | - | |
| Helpers and laborers | | | | | | | | | | | |
| Bricklayers' tenders | 4.520 | 4.870 | 40.00 | .250 | - | .400 | - | - | - | - | |
| Building laborers | 4.520 | 4.870 | 40.00 | .250 | - | .400 | - | - | - | - | |
| Elevator constructors' helpers | 6.400 | 6.820 | 40.00 | .545 | - | .350 | - | - | 6.00 | .020 2.30 | |
| Marble setters' helpers | 4.520 | 4.870 | 40.00 | .250 | - | .400 | - | - | - | - | |
| Plasterers' laborers | 4.520 | 4.870 | 40.00 | .250 | - | .400 | - | - | - | - | |
| Plumbers' laborers | 4.520 | 4.870 | 40.00 | .250 | - | .400 | - | - | - | - | |
| Terrazzo workers' laborers | 4.520 | 4.870 | 40.00 | .250 | - | .400 | - | - | - | - | |
| Tile layers' helpers | 4.520 | 4.870 | 40.00 | .250 | - | .400 | - | - | - | - | |
| Indianapolis, Ind. | | | | | | | | | | | |
| Building construction | | | | | | | | | | | |
| Journeyman | | | | | | | | | | | |
| Asbestos workers | 10.430 | 11.000 | 40.00 | .500 | - | .550 | - | ° 1.000 | - | - | |
| Boilermakers | 10.850 | 11.700 | 40.00 | .800 | - | 1.000 | - | - | - | - | |
| Bricklayers | 10.100 | 10.640 | 40.00 | .400 | - | .350 | - | ° .500 | - | .020 | |

See footnotes at end of table.

Table 20. Wage rates, hours, and employer contributions for selected benefits: Selected cities—Continued

(Union hourly wage rates, July 1, 1976, and wage rates, straight-time weekly hours, and employer insurance, pension, vacation, and other contributions to funds in the building trades, July 1, 1977)

| City and job classification | July 1, 1976 | July 1, 1977 | | | | | | | | | |
|--|----------------------------|----------------------------|-----------------------------|---|---------|---------|---------|--------------------|-------------------|--------------------|---------|
| | Rate per hour ¹ | Rate per hour ¹ | Hours per week ² | Employer contributions for selected benefits ³ | | | | | | | |
| | | | | Insurance ⁴ | | Pension | | Vacation | | Other ⁵ | |
| | | | | Dollars | Percent | Dollars | Percent | Dollars | Percent | Dollars | Percent |
| Indianapolis, ind. | | | | | | | | | | | |
| —Continued | | | | | | | | | | | |
| Building construction | | | | | | | | | | | |
| —Continued | | | | | | | | | | | |
| Journeyman | | | | | | | | | | | |
| —Continued | | | | | | | | | | | |
| Pointers, cleaners and caulkers | \$10.040 | \$10.640 | 40.00 | 0.400 | - | 0.350 | - | ⁶ 0.500 | - | 0.020 | - |
| Carpenters | 10.150 | 10.950 | 40.00 | .700 | - | .600 | - | ⁶ .500 | - | .100 | - |
| Millwrights | 10.150 | 10.950 | 40.00 | .700 | - | .600 | - | ⁶ .500 | - | .100 | - |
| Piledrivers | 10.150 | 10.950 | 40.00 | .700 | - | .600 | - | ⁶ .500 | - | .100 | - |
| Cement finishers | 8.560 | 8.560 | 40.00 | .650 | - | .750 | - | ⁶ 1.000 | - | .030 | - |
| Drywall tapers (finishers) | 8.910 | 9.580 | 40.00 | .470 | - | .200 | - | ⁶ .400 | - | - | - |
| Electricians (inside wires) | 9.613 | 10.925 | 40.00 | - | 4.00 | - | 7.00 | - | ⁶ 5.00 | - | - |
| Elevator constructors | 10.680 | 11.285 | 40.00 | .745 | - | .350 | - | - | 4.00 | .020 | 1.60 |
| Engineers—Power equipment operators: | | | | | | | | | | | |
| Heavy equipment: | | | | | | | | | | | |
| Cranes | 10.550 | 11.000 | 40.00 | .400 | - | .550 | - | - | - | - | - |
| Hoists | 10.550 | 11.000 | 40.00 | .400 | - | .550 | - | - | - | - | - |
| Derrick-bull wheel | 10.550 | 11.000 | 40.00 | .400 | - | .550 | - | - | - | - | - |
| Medium equipment: | | | | | | | | | | | |
| Concrete mixers (21 cu. ft.) | 9.700 | 10.150 | 40.00 | .400 | - | .550 | - | - | - | - | - |
| Concrete pumps | 10.550 | 11.000 | 40.00 | .400 | - | .550 | - | - | - | - | - |
| Tractor shovels | 10.550 | 11.000 | 40.00 | .400 | - | .550 | - | - | - | - | - |
| Light equipment: | | | | | | | | | | | |
| Welding machines | 7.550 | 7.900 | 40.00 | .400 | - | .550 | - | - | - | - | - |
| Air compressors | 7.550 | 7.900 | 40.00 | .400 | - | .550 | - | - | - | - | - |
| Pumps (water) | 7.550 | 7.900 | 40.00 | .400 | - | .550 | - | - | - | - | - |
| Glaziers | 11.590 | 12.390 | 40.00 | - | - | - | - | - | - | - | - |
| Lathers | 9.790 | 10.380 | 40.00 | .610 | - | .450 | - | ⁶ .500 | - | .070 | - |
| Marble setters | 9.460 | 10.310 | 40.00 | .400 | - | .350 | - | ⁶ .500 | - | - | - |
| Mosaic and terrazzo workers | 9.150 | ⁸ 9.150 | 40.00 | .400 | - | .300 | - | ⁶ .500 | - | - | - |
| Painters | 8.910 | 9.580 | 40.00 | .470 | - | .200 | - | ⁶ .400 | - | - | - |
| Spray | 9.910 | 10.580 | 40.00 | .470 | - | .200 | - | ⁶ .400 | - | - | - |
| Handroller | 8.910 | 9.580 | 40.00 | .470 | - | .200 | - | ⁶ .400 | - | - | - |
| Sandblasting | 9.910 | 10.580 | 40.00 | .470 | - | .200 | - | ⁶ .400 | - | - | - |
| Paperhangers | 8.910 | 9.580 | 40.00 | .470 | - | .200 | - | ⁶ .400 | - | - | - |
| Pipefitters | 9.800 | 10.400 | 40.00 | .500 | - | .750 | - | ⁶ 1.000 | - | .060 | - |
| Plasterers | 9.500 | 9.900 | 40.00 | .800 | - | - | - | ⁶ 1.000 | - | .070 | - |
| Plumbers | 9.800 | 10.400 | 40.00 | .500 | - | .750 | - | ⁶ 1.000 | - | .060 | - |
| Reinforcing iron workers | 10.500 | 11.000 | 40.00 | .900 | - | 1.350 | - | - | - | .050 | - |
| Roofers, composition | 10.230 | 10.780 | 40.00 | .500 | - | .500 | - | - | - | 1.000 | - |
| Roofers, slate and tile | 10.480 | 11.030 | 40.00 | .500 | - | .500 | - | - | - | 1.000 | - |
| Sheet-metal workers | 10.800 | 11.650 | 40.00 | .600 | - | .600 | - | - | - | .140 | - |
| Stonemasons | 10.100 | 10.640 | 40.00 | .400 | - | .350 | - | ⁶ .500 | - | .020 | - |
| Structural-iron-workers (erectors) | 10.500 | 11.000 | 40.00 | .900 | - | 1.350 | - | - | - | .050 | - |
| Finishers | 10.500 | 11.000 | 40.00 | .900 | - | 1.350 | - | - | - | .050 | - |
| Machine movers and riggers | 10.500 | 11.000 | 40.00 | .900 | - | 1.350 | - | - | - | .050 | - |
| Sheeters | 10.500 | 11.000 | 40.00 | .900 | - | 1.350 | - | - | - | .050 | - |
| Tile layers | 9.460 | 10.310 | 40.00 | .400 | - | .350 | - | ⁶ .500 | - | - | - |

See footnotes at end of table.

Table 20. Wage rates, hours, and employer contributions for selected benefits: Selected cities—Continued

(Union hourly wage rates, July 1, 1976, and wage rates, straight-time weekly hours, and employer insurance, pension, vacation, and other contributions to funds in the building trades, July 1, 1977)

| City and job classification | July 1, 1976 | July 1, 1977 | | | | | | | | | |
|---|-------------------------------|-------------------------------|-----------------------------------|---|---------|---------|---------|--------------------|---------|--------------------|---------|
| | Rate per hour ¹ | Rate per hour ¹ | Hours per week ² | Employer contributions for selected benefits ³ | | | | | | | |
| | | | | Insurance ⁴ | | Pension | | Vacation | | Other ⁵ | |
| | | | | Dollars | Percent | Dollars | Percent | Dollars | Percent | Dollars | Percent |
| Indianapolis, Ind.—Continued | | | | | | | | | | | |
| Building construction—Continued | | | | | | | | | | | |
| Helpers and laborers | | | | | | | | | | | |
| Bricklayers' tenders | \$7.250 | \$7.800 | 40.00 | 0.600 | - | 0.450 | - | - | - | 0.120 | - |
| Building laborers | 6.950 | 7.500 | 40.00 | .600 | - | .450 | - | - | - | .120 | - |
| Composition roofers' helpers | 8.730 | 9.280 | 40.00 | .500 | - | .500 | - | - | - | 1.000 | - |
| Elevator constructors' helpers | 7.480 | 7.900 | 40.00 | .745 | - | .350 | - | - | 4.00 | .020 | 1.60 |
| Marble setters' helpers | 8.550 | 8.900 | 40.00 | - | - | - | - | - | - | - | - |
| Plasterers' laborers | 7.250 | 7.800 | 40.00 | .600 | - | .450 | - | - | - | .120 | - |
| Terazzo workers' helpers | 8.600 | 8.950 | 40.00 | - | - | - | - | - | - | - | - |
| Base machine helpers | 8.900 | 9.300 | 40.00 | - | - | - | - | - | - | - | - |
| Floor machine and edging | 8.600 | 8.950 | 40.00 | - | - | - | - | - | - | - | - |
| Tile layers' helpers | 8.550 | 8.900 | 40.00 | - | - | - | - | - | - | - | - |
| Highway and street construction | | | | | | | | | | | |
| Journeymen | | | | | | | | | | | |
| Carpenters | 9.850 | 10.450 | 40.00 | .600 | - | .500 | - | - | - | .020 | - |
| Cement finishers | 8.560 | 8.560 | 40.00 | .650 | - | .750 | - | ⁶ 1.000 | - | .030 | - |
| Engineers—Power equip- ment operators: | | | | | | | | | | | |
| Heavy equipment: | | | | | | | | | | | |
| Cranes, scoops (key- stone), auto patrol | 9.700 | 10.300 | 40.00 | .400 | - | .400 | - | ⁶ .000 | - | - | - |
| Medium equipment: | | | | | | | | | | | |
| Trench machines (un- der 24 in.) | 8.700 | 9.200 | 40.00 | .400 | - | .400 | - | ⁶ .000 | - | - | - |
| Bulldozers | 9.700 | 10.300 | 40.00 | .400 | - | .400 | - | ⁶ .000 | - | - | - |
| Light equipment: | | | | | | | | | | | |
| Tractors | 8.270 | 8.770 | 40.00 | .400 | - | .400 | - | ⁶ .000 | - | - | - |
| Compressors, pumps | 7.460 | 7.960 | 40.00 | .400 | - | .400 | - | ⁶ .000 | - | - | - |
| Structural iron workers | 10.500 | 11.000 | 40.00 | .900 | - | 1.350 | - | ⁶ .000 | - | .050 | - |
| Helpers and laborers | | | | | | | | | | | |
| Construction laborers | 6.700 | 7.150 | 40.00 | .600 | - | .450 | - | ⁶ .000 | - | .030 | - |
| Other heavy construction | | | | | | | | | | | |
| Journeymen | | | | | | | | | | | |
| Carpenters | 9.850 | 10.450 | 40.00 | .600 | - | .500 | - | ⁶ .000 | - | .020 | - |
| Cement finishers | 8.560 | 8.560 | 40.00 | .650 | - | .750 | - | ⁶ 1.000 | - | .030 | - |
| Engineers—Power equip- ment operators—Utility: | | | | | | | | | | | |
| Group I: Cranes, scoops, auto patrols | 10.350 | 10.800 | 40.00 | .400 | - | .400 | - | - | - | - | - |

See footnotes at end of table.

Table 20. Wage rates, hours, and employer contributions for selected benefits: Selected cities—Continued

(Union hourly wage rates, July 1, 1976, and wage rates, straight-time weekly hours, and employer insurance, pension, vacation, and other contributions to funds in the building trades, July 1, 1977)

| City and job classification | July 1, 1976 | July 1, 1977 | | | | | | | | | |
|---|----------------------------|----------------------------|-----------------------------|---|---------|---------|---------|--------------------|---------|--------------------|---------|
| | Rate per hour ¹ | Rate per hour ¹ | Hours per week ² | Employer contributions for selected benefits ³ | | | | | | | |
| | | | | Insurance ⁴ | | Pension | | Vacation | | Other ⁵ | |
| | | | | Dollars | Percent | Dollars | Percent | Dollars | Percent | Dollars | Percent |
| Indianapolis, Ind. —Continued | | | | | | | | | | | |
| Other heavy construction —Continued | | | | | | | | | | | |
| Journeyman —Continued | | | | | | | | | | | |
| Group II: A-frames, winches | \$9.450 | \$9.900 | 40.00 | 0.400 | - | 0.400 | - | - | - | - | - |
| Group III: Tractors | 8.300 | 8.750 | 40.00 | .400 | - | .400 | - | - | - | - | - |
| Group IV: Compressors, pumps | 7.500 | 7.850 | 40.00 | .400 | - | .400 | - | - | - | - | - |
| Engineers—Power equip- ment operators—Other: | | | | | | | | | | | |
| Heavy equipment: | | | | | | | | | | | |
| Cranes, scoops (key- stone), auto patrol | 9.700 | 10.300 | 40.00 | .400 | - | .400 | - | - | - | - | - |
| Medium equipment: | | | | | | | | | | | |
| Trench machines (un- der 24 in) | 8.700 | 9.200 | 40.00 | .400 | - | .400 | - | - | - | - | - |
| Bulldozers | 9.700 | 10.300 | 40.00 | .400 | - | .400 | - | - | - | - | - |
| Light equipment: | | | | | | | | | | | |
| Tractors | 8.270 | 8.770 | 40.00 | .400 | - | .400 | - | - | - | - | - |
| Compressors, pumps | 7.460 | 7.960 | 40.00 | .400 | - | .400 | - | - | - | - | - |
| Structural iron workers | 10.500 | 11.000 | 40.00 | .900 | - | 1.350 | - | - | - | 0.050 | - |
| Helpers and laborers | | | | | | | | | | | |
| Construction laborers | 6.350 | 7.050 | 40.00 | .600 | - | .450 | - | - | - | .030 | - |
| Jacksonville, Fla. | | | | | | | | | | | |
| Building construction | | | | | | | | | | | |
| Journeyman | | | | | | | | | | | |
| Asbestos workers | 8.860 | 9.510 | 40.00 | .450 | - | .550 | - | ⁶ 1.000 | - | - | - |
| Boilermakers | 8.800 | 9.300 | 40.00 | .950 | - | 1.000 | - | - | - | - | - |
| Bricklayers | 8.460 | 8.920 | 40.00 | .450 | - | .500 | - | - | - | .030 | - |
| Carpenters | 8.220 | 8.470 | 40.00 | .520 | - | .500 | - | - | - | ²² .500 | - |
| Millwrights | 8.880 | 9.230 | 40.00 | .520 | - | .500 | - | - | - | .020 | - |
| Piledrivers | - | 8.470 | 40.00 | .520 | - | .500 | - | - | - | ²² .500 | - |
| Cement finishers | 7.120 | 7.610 | 40.00 | .450 | - | .400 | - | - | - | .020 | - |
| Drywall tapers (fini- shers) | 7.850 | 7.850 | 40.00 | .400 | - | .600 | - | - | - | - | - |
| Electricians (inside wires) | 9.000 | 9.250 | 40.00 | .400 | - | .810 | 3.00 | .810 | - | - | 1.00 |
| Elevator constructors | 9.315 | 9.785 | 40.00 | .545 | - | .350 | - | - | 6.00 | .020 | 2.30 |
| Engineers—Power equip- ment operators: | | | | | | | | | | | |
| Group I—Derricks, draglines, piledriv- ers, motor patrols, hoists (multi-drum for rigging), shov- els, graders | +8.980 | 9.480 | 40.00 | .500 | - | .350 | - | - | - | - | - |

See footnotes at end of table.

Table 20. Wage rates, hours, and employer contributions for selected benefits: Selected cities—Continued

(Union hourly wage rates, July 1, 1976, and wage rates, straight-time weekly hours, and employer insurance, pension, vacation, and other contributions to funds in the building trades, July 1, 1977)

| City and job classification | July 1, 1976 | July 1, 1977 | | | | | | | | | |
|--|----------------------------|----------------------------|-----------------------------|---|---------|---------|---------|--------------------|---------|--------------------|---------|
| | Rate per hour ¹ | Rate per hour ¹ | Hours per week ² | Employer contributions for selected benefits ³ | | | | | | | |
| | | | | Insurance ⁴ | | Pension | | Vacation | | Other ⁵ | |
| | | | | Dollars | Percent | Dollars | Percent | Dollars | Percent | Dollars | Percent |
| Jacksonville, Fla.—Continued | | | | | | | | | | | |
| Building construction—Continued | | | | | | | | | | | |
| Journeyman—Continued | | | | | | | | | | | |
| Group II—Bulldozers, scrapers, hoists (other than rigging) | \$7.860 | \$8.300 | 40.00 | 0.500 | - | 0.350 | - | - | - | - | - |
| Group III—Tractors, air compressors (2 or more) | 6.920 | 7.320 | 40.00 | .500 | - | .350 | - | - | - | - | - |
| Group IV—Air compressors (1), pumps, rollers | 5.870 | 6.210 | 40.00 | .500 | - | .350 | - | - | - | - | - |
| Glaziers | 8.000 | 8.000 | 40.00 | - | - | .200 | - | - | - | - | - |
| Lathers | 7.330 | 7.850 | 40.00 | .250 | - | .100 | - | - | - | - | - |
| Marble setters | 7.290 | 7.290 | 40.00 | .400 | - | .500 | - | - | - | 0.010 | - |
| Mosaic and terrazzo workers | 7.290 | 7.290 | 40.00 | .400 | - | .500 | - | - | - | .010 | - |
| Painters: | | | | | | | | | | | |
| Brush | 7.650 | 7.900 | 40.00 | .400 | - | .600 | - | - | - | - | - |
| Spray, steel | 8.170 | 8.420 | 40.00 | .400 | - | .600 | - | - | - | - | - |
| Roller | 8.060 | 8.310 | 40.00 | .400 | - | .600 | - | - | - | - | - |
| Paperhangers | 8.050 | 8.300 | 40.00 | .400 | - | .600 | - | - | - | - | - |
| Furnish own tools | 8.570 | 8.820 | 40.00 | .400 | - | .600 | - | - | - | - | - |
| Pipefitters | 9.350 | 9.950 | 40.00 | .500 | - | .500 | - | ⁶ 0.750 | - | .050 | - |
| Air conditioning and refrigeration fitters | 9.350 | 9.950 | 40.00 | .500 | - | .500 | - | ⁶ .750 | - | .050 | - |
| Plasterers | 7.660 | 7.330 | 40.00 | .400 | - | .300 | - | - | - | - | - |
| Plumbers | 9.350 | 9.950 | 40.00 | .500 | - | .500 | - | ⁶ .750 | - | .050 | - |
| Reinforcing iron workers | 8.550 | 8.550 | 40.00 | .650 | - | .850 | - | - | - | .050 | - |
| Roofers, composition | 8.280 | 8.710 | 40.00 | .500 | - | .250 | - | - | - | .025 | - |
| Kettlemen | 6.210 | 6.530 | 40.00 | .500 | - | .250 | - | - | - | .025 | - |
| Sheet-metal workers | + 8.580 | 8.580 | 40.00 | .800 | - | .440 | - | ⁶ .500 | - | .055 | 3.00 |
| Stonemasons | 8.460 | 8.920 | 40.00 | .450 | - | .500 | - | - | - | .030 | - |
| Structural and ornamental iron workers | 8.550 | 8.550 | 40.00 | .650 | - | .850 | - | - | - | .050 | - |
| Tile layers | 7.290 | 7.290 | 40.00 | .400 | - | .500 | - | - | - | .010 | - |
| Helpers and laborers | | | | | | | | | | | |
| Building laborers | 5.100 | 5.320 | 40.00 | .200 | - | .200 | - | - | - | - | - |
| Composition roofers' helpers | 4.550 | 4.790 | 40.00 | .500 | - | .250 | - | - | - | .025 | - |
| Elevator constructors' helpers | 6.520 | 6.850 | 40.00 | .545 | - | .350 | - | - | 6.00 | .020 | 2.30 |
| Marble setters' helpers | 4.930 | 4.930 | 40.00 | - | - | - | - | - | - | - | - |
| Terrazzo workers' helpers | 4.930 | 4.930 | 40.00 | - | - | - | - | - | - | - | - |
| Grinders | 5.300 | 5.300 | 40.00 | - | - | - | - | - | - | - | - |
| Tile layers' helpers | 4.930 | 4.930 | 40.00 | - | - | - | - | - | - | - | - |
| Highway and street construction | | | | | | | | | | | |
| Journeyman | | | | | | | | | | | |
| Carpenters and pile-drivers | 6.000 | 6.000 | 40.00 | .240 | - | .200 | - | - | 2.00 | - | - |

See footnotes at end of table.

Table 20. Wage rates, hours, and employer contributions for selected benefits: Selected cities—Continued

(Union hourly wage rates, July 1, 1976, and wage rates, straight-time weekly hours, and employer insurance, pension, vacation, and other contributions to funds in the building trades, July 1, 1977)

| City and job classification | July 1, 1976 | July 1, 1977 | | | | | | | | | |
|--|----------------------------|----------------------------|-----------------------------|---|---------|---------|---------|----------|--------------------|--------------------|---------|
| | Rate per hour ¹ | Rate per hour ¹ | Hours per week ² | Employer contributions for selected benefits ³ | | | | | | | |
| | | | | Insurance ⁴ | | Pension | | Vacation | | Other ⁵ | |
| | | | | Dollars | Percent | Dollars | Percent | Dollars | Percent | Dollars | Percent |
| Jacksonville, Fla.—Continued | | | | | | | | | | | |
| Highway and street construction—Continued | | | | | | | | | | | |
| Helpers and laborers | | | | | | | | | | | |
| Building laborers | \$3.150 | \$3.350 | 40.00 | - | - | - | - | - | 2.00 | - | 2.30 |
| Finishers, asphalt | 3.300 | 3.500 | 40.00 | - | - | - | - | - | 2.00 | - | 2.30 |
| Pipe layers | 3.560 | 3.760 | 40.00 | - | - | - | - | - | 2.00 | - | 2.30 |
| Rakers, asphalt | 3.250 | 3.450 | 40.00 | - | - | - | - | - | 2.00 | - | 2.30 |
| Screed operators, asphalt | 3.410 | 3.610 | 40.00 | - | - | - | - | - | 2.00 | - | 2.30 |
| Truckdrivers, labor crew | +3.150 | 3.350 | 40.00 | - | - | - | - | - | 2.00 | - | 2.30 |
| Other heavy construction | | | | | | | | | | | |
| Journeyman | | | | | | | | | | | |
| Carpenters and piledriv- | | | | | | | | | | | |
| ers | 8.220 | 8.470 | 40.00 | 0.520 | - | 0.500 | - | - | - | 0.500 | - |
| Building laborers | 3.150 | 3.350 | 40.00 | - | - | - | - | - | 2.00 | - | 2.30 |
| Finishers, asphalt | 3.300 | 3.500 | 40.00 | - | - | - | - | - | 2.00 | - | 2.30 |
| Pipe layers | 3.560 | 3.760 | 40.00 | - | - | - | - | - | 2.00 | - | 2.30 |
| Rakers, asphalt | 3.250 | 3.450 | 40.00 | - | - | - | - | - | 2.00 | - | 2.30 |
| Screed operators, asphalt | 3.410 | 3.610 | 40.00 | - | - | - | - | - | 2.00 | - | 2.30 |
| Truckdrivers, labor crew | 3.150 | 3.350 | 40.00 | - | - | - | - | - | 2.00 | - | 2.30 |
| Kansas City, Mo. | | | | | | | | | | | |
| Building construction | | | | | | | | | | | |
| Journeyman | | | | | | | | | | | |
| Asbestos workers | 9.648 | 10.368 | 40.00 | .500 | - | .800 | - | - | ⁶ 10.00 | .050 | - |
| Boilermakers | 9.450 | 10.300 | 40.00 | .850 | - | 1.000 | - | - | - | - | - |
| Bricklayers | 9.725 | 9.725 | 40.00 | .550 | - | .350 | - | 1.000 | - | - | - |
| Carpenters | 9.800 | 10.600 | 40.00 | .500 | - | .300 | - | .400 | - | .050 | - |
| Millwrights | 9.800 | 10.600 | 40.00 | .500 | - | .300 | - | .400 | - | .050 | - |
| Piledrivers, wharf and bridge | 9.800 | 10.600 | 40.00 | .500 | - | .300 | - | .400 | - | .050 | - |
| Cement finishers | 9.475 | 10.025 | 40.00 | .400 | - | .500 | - | .500 | - | - | - |
| Composition | 9.725 | 10.275 | 40.00 | .400 | - | .500 | - | .500 | - | - | - |
| Electricians (inside wires) | 10.620 | 11.220 | 40.00 | .390 | - | .510 | 3.00 | .600 | - | .200 | 1.00 |
| Residential | 8.010 | 8.310 | 40.00 | .390 | - | .510 | 3.00 | .600 | - | .200 | 1.00 |
| Elevator constructors | 10.560 | 11.480 | 40.00 | .545 | - | .350 | - | - | +6.00 | .020 | +2.31 |
| Engineers—Power equip- ment operators: | | | | | | | | | | | |
| Heavy equipment: | | | | | | | | | | | |
| Cranes (power oper- ators) | 10.000 | 10.400 | 40.00 | .750 | - | 1.000 | - | .750 | - | + .300 | - |
| Hoists (3 drums) | 10.250 | 10.650 | 40.00 | .750 | - | 1.000 | - | .750 | - | + .300 | - |
| Shovels, power | 10.000 | 10.400 | 40.00 | .750 | - | 1.000 | - | .750 | - | + .300 | - |
| Medium equipment: | | | | | | | | | | | |
| Bulldozers | 10.000 | 10.400 | 40.00 | .750 | - | 1.000 | - | .750 | - | + .300 | - |

See footnotes at end of table.

Table 20. Wage rates, hours, and employer contributions for selected benefits: Selected cities—Continued

(Union hourly wage rates, July 1, 1976, and wage rates, straight-time weekly hours, and employer insurance, pension, vacation, and other contributions to funds in the building trades, July 1, 1977)

| City and job classification | July 1, 1976 | July 1, 1977 | | | | | | | | | |
|--|----------------------------|----------------------------|-----------------------------|---|---------|---------|---------|--------------------|---------|--------------------|---------|
| | Rate per hour ¹ | Rate per hour ¹ | Hours per week ² | Employer contributions for selected benefits ³ | | | | | | | |
| | | | | Insurance ⁴ | | Pension | | Vacation | | Other ⁵ | |
| | | | | Dollars | Percent | Dollars | Percent | Dollars | Percent | Dollars | Percent |
| Kansas City, Mo.—Continued | | | | | | | | | | | |
| Building construction—Continued | | | | | | | | | | | |
| Journeyman—Continued | | | | | | | | | | | |
| Forklifts (all types) | \$9.750 | \$10.150 | 40.00 | 0.750 | - | 1.000 | - | 0.750 | - | +0.300 | - |
| Hoists (single drum) | 10.000 | 10.400 | 40.00 | .750 | - | 1.000 | - | .750 | - | + .300 | - |
| Light equipment: | | | | | | | | | | | |
| Finishing machines | 9.750 | 10.150 | 40.00 | .750 | - | 1.000 | - | .750 | - | + .300 | - |
| Oil drivers (all types) | 9.000 | 9.400 | 40.00 | .750 | - | 1.000 | - | .750 | - | + .300 | - |
| Tractors (less than 50 hp) | 9.250 | 9.650 | 40.00 | .750 | - | 1.000 | - | .750 | - | + .300 | - |
| Glaziers | 9.470 | 9.870 | 40.00 | .570 | - | .590 | - | - | 9.62 | .080 | 6.86 |
| Lathers | 9.600 | 11.350 | 40.00 | .400 | - | - | - | - | - | .100 | - |
| Marble setters | 10.320 | 10.750 | 40.00 | - | 5.00 | - | 4.25 | ⁶ .500 | - | - | 2.00 |
| Terrazzo workers | 9.980 | 10.410 | 40.00 | - | 5.00 | - | 4.25 | ⁶ .500 | - | .050 | - |
| Painters | +8.740 | 9.440 | 40.00 | .550 | - | .700 | - | - | - | ²³ .770 | - |
| Tapers | +8.740 | 9.440 | 40.00 | .550 | - | .700 | - | - | - | ²³ .770 | - |
| Paperhangers | +9.240 | 9.940 | 40.00 | .550 | - | .700 | - | - | - | ²³ .770 | - |
| Pipefitters | 10.233 | 10.998 | 40.00 | .620 | - | 1.350 | - | - | 10.00 | .100 | - |
| Sprinkler fitters | 10.630 | 11.630 | 40.00 | .650 | - | .950 | - | ⁶ 1.000 | - | - | - |
| Plasterers | 11.150 | 11.900 | 40.00 | - | - | - | - | - | - | + .100 | - |
| Plumbers | 10.640 | 11.590 | 40.00 | .750 | - | .850 | - | - | - | 1.170 | - |
| Reinforcing iron workers | 9.600 | 9.600 | 40.00 | .700 | - | 1.000 | - | ⁶ 1.000 | - | - | - |
| Roofers, composition | 9.300 | 9.600 | 40.00 | .650 | - | .600 | - | ⁶ .500 | - | - | - |
| Sheet-metal workers | 10.355 | 10.855 | 40.00 | .500 | - | .825 | - | .750 | - | .570 | - |
| Stonemasons | 9.725 | 9.725 | 40.00 | .550 | - | .350 | - | 1.000 | - | - | - |
| Structural-iron workers | 9.600 | 9.600 | 40.00 | .700 | - | 1.000 | - | ⁶ 1.000 | - | - | - |
| Ornamental iron workers | 9.600 | 9.600 | 40.00 | .700 | - | 1.000 | - | ⁶ 1.000 | - | - | - |
| Tile layers | 10.320 | 10.750 | 40.00 | - | 5.00 | - | 4.25 | .500 | - | - | 2.00 |
| Helpers and laborers | | | | | | | | | | | |
| Bricklayers' tenders | 8.855 | 9.000 | 40.00 | .450 | - | .400 | - | ⁶ .500 | - | .210 | - |
| Hod carriers (brick) | 8.855 | 9.000 | 40.00 | .450 | - | .400 | - | ⁶ .500 | - | .210 | - |
| Building laborers | 8.000 | 8.000 | 40.00 | .450 | - | .400 | - | ⁶ .500 | - | .260 | - |
| Elevator constructors' helpers | 7.390 | 8.040 | 40.00 | .545 | - | .350 | - | - | +6.00 | .020 | +2.31 |
| Marble setters' helpers | 8.000 | 8.650 | 40.00 | - | - | - | - | ⁶ 1.000 | - | - | - |
| Plasterers' laborers | 8.855 | ⁸ 9.000 | 40.00 | .450 | - | .400 | - | ⁶ .500 | - | .210 | - |
| Plumbers' laborers | 8.195 | 8.195 | 40.00 | .450 | - | .400 | - | ⁶ .500 | - | .260 | - |
| Terrazzo workers' helpers | 7.500 | 9.650 | 40.00 | - | - | - | - | - | - | - | - |
| Base grinders | 7.850 | 10.000 | 40.00 | - | - | - | - | - | - | - | - |
| Tile layers' helpers | 8.000 | 8.650 | 40.00 | - | - | - | - | 1.000 | - | - | - |
| Highway and street construction | | | | | | | | | | | |
| Journeyman | | | | | | | | | | | |
| Cement finishers | 9.655 | 10.200 | 40.00 | .400 | - | .500 | - | 1.250 | - | - | - |

See footnotes at end of table.

Table 20. Wage rates, hours, and employer contributions for selected benefits: Selected cities—Continued

(Union hourly wage rates, July 1, 1976, and wage rates, straight-time weekly hours, and employer insurance, pension, vacation, and other contributions to funds in the building trades, July 1, 1977)

| City and job classification | July 1, 1976 | July 1, 1977 | | | | | | | | | |
|---|----------------------------|----------------------------|-----------------------------|---|---------|---------|---------|----------|---------|--------------------|---------|
| | Rate per hour ¹ | Rate per hour ¹ | Hours per week ² | Employer contributions for selected benefits ³ | | | | | | | |
| | | | | Insurance ⁴ | | Pension | | Vacation | | Other ⁵ | |
| | | | | Dollars | Percent | Dollars | Percent | Dollars | Percent | Dollars | Percent |
| Kansas City, Mo. —Continued | | | | | | | | | | | |
| Highway and street construction —Continued | | | | | | | | | | | |
| Journeyman —Continued | | | | | | | | | | | |
| Engineers—Power equipment operators: | | | | | | | | | | | |
| Group I—Draglines, shovels, piledrivers, dredges (steam, gas, or diesel), bulldozers | \$10.000 | \$ 10.000 | 40.00 | .500 | - | 1.000 | - | 0.750 | - | 0.150 | - |
| Group II—Hoists (single drum), tractors (over 50 hp) | 9.750 | ^a 9.750 | 40.00 | .500 | - | 1.000 | - | .750 | - | .150 | - |
| Group III—Sub-grading machines, siphons and jets, tractors (less than 50 hp) | 9.500 | ^b 9.500 | 40.00 | .500 | - | 1.000 | - | .750 | - | .150 | - |
| Helpers and laborers | | | | | | | | | | | |
| Laborers | 8.200 | 8.700 | 40.00 | .500 | - | .500 | - | .750 | - | .150 | - |
| Other heavy construction | | | | | | | | | | | |
| Journeyman | | | | | | | | | | | |
| Cement finishers | 9.655 | 10.200 | 40.00 | .400 | - | .500 | - | 1.250 | - | - | - |
| Engineers—Power equipment operators: | | | | | | | | | | | |
| Group I—Draglines, shovels, pile drivers, dredges (steam, gas, or diesel), bulldozers | 10.000 | 10.000 | 40.00 | .500 | - | 1.000 | - | .750 | - | .150 | - |
| Group II—Hoists (single drum), tractors (over 50 hp) | 9.750 | 9.750 | 40.00 | .500 | - | 1.000 | - | .750 | - | .150 | - |
| Group III—Sub-grading machines, siphons and jets, tractors (less than 50 hp) | 9.500 | 9.500 | 40.00 | .500 | - | 1.000 | - | .750 | - | .150 | - |
| Helpers and laborers | | | | | | | | | | | |
| Laborers | 8.200 | 8.700 | 40.00 | .500 | - | .500 | - | .750 | - | .150 | - |

See footnotes at end of table.

Table 20. Wage rates, hours, and employer contributions for selected benefits: Selected cities—Continued

(Union hourly wage rates, July 1, 1976, and wage rates, straight-time weekly hours, and employer insurance, pension, vacation, and other contributions to funds in the building trades, July 1, 1977)

| City and job classification | July 1, 1976 | | July 1, 1977 | | | | | | | | |
|---|----------------------------|----------------------------|-----------------------------|---|---------|---------|---------|----------|---------|--------------------|---------|
| | Rate per hour ¹ | Rate per hour ¹ | Hours per week ² | Employer contributions for selected benefits ³ | | | | | | | |
| | | | | Insurance ⁴ | | Pension | | Vacation | | Other ⁵ | |
| | | | | Dollars | Percent | Dollars | Percent | Dollars | Percent | Dollars | Percent |
| Long Beach, Calif. | | | | | | | | | | | |
| Building construction | | | | | | | | | | | |
| Journeyman | | | | | | | | | | | |
| Abestos workers | \$11.350 | \$12.100 | 40.00 | 0.870 | - | 1.100 | - | 1.000 | - | - | - |
| Boilermakers | 12.000 | 13.175 | 40.00 | .775 | - | 1.000 | - | .500 | - | - | - |
| Bricklayers | 10.251 | 10.700 | 40.00 | - | 10.27 | - | 12.95 | .500 | - | 0.250 | - |
| Carpenters | 9.540 | 10.050 | 40.00 | 1.490 | - | 1.950 | - | 1.000 | - | .020 | - |
| Cement finishers | 9.410 | 9.810 | 40.00 | 1.300 | - | 1.750 | - | 1.000 | - | - | - |
| Drywall tapers (finishers) | - | 11.790 | 40.00 | .710 | - | .750 | - | .600 | - | .120 | - |
| Electricians (inside wires) | + 10.840 | 11.700 | 40.00 | 1.050 | - | 1.950 | 3.00 | .950 | - | - | 1.00 |
| Elevator constructors | 12.000 | 12.950 | 40.00 | .545 | - | .350 | - | - | 6.00 | .020 | 2.31 |
| Engineers—Power equipment operators: | | | | | | | | | | | |
| Shovels, backhoes, draglines, clamshells (#6) | 10.290 | 11.740 | 40.00 | 1.000 | - | 2.000 | - | .500 | - | .100 | - |
| Tractors to 100 h.p. (#5) | 10.180 | 11.630 | 40.00 | 1.000 | - | 2.000 | - | .500 | - | .100 | - |
| A-frames or winch trucks (#3) | 9.820 | 11.270 | 40.00 | 1.000 | - | 2.000 | - | .500 | - | .100 | - |
| Motor patrol, single engine (#7) | 10.410 | 11.860 | 40.00 | 1.000 | - | 2.000 | - | .500 | - | .100 | - |
| Motor patrol, multi-engine (#8) | 10.580 | 12.030 | 40.00 | 1.000 | - | 2.000 | - | .500 | - | .100 | - |
| Compressors (#1) | 9.250 | 10.700 | 40.00 | 1.000 | - | 2.000 | - | .500 | - | .100 | - |
| Concrete mixers, skip-type (#2) | 9.530 | 10.980 | 40.00 | 1.000 | - | 2.000 | - | .500 | - | .100 | - |
| Tractors over 100 h.p. (#6) | 10.290 | 11.740 | 40.00 | 1.000 | - | 2.000 | - | .500 | - | .100 | - |
| Concrete mixers, pavers | 10.290 | 11.740 | 40.00 | 1.000 | - | 2.000 | - | .500 | - | .100 | - |
| Skip loader operators (3/4 to 1-1/2 yards) | 10.180 | 11.630 | 40.00 | 1.000 | - | 2.000 | - | .500 | - | .100 | - |
| Skip loaders (1-1/2 to 6-1/2 yards) | 10.290 | 11.740 | 40.00 | 1.000 | - | 2.000 | - | .500 | - | .100 | - |
| Tractor loaders (over 6-1/2 yards) | 10.410 | 11.860 | 40.00 | 1.000 | - | 2.000 | - | .500 | - | .100 | - |
| Trenching machines—up to 6 feet | 9.960 | 11.410 | 40.00 | 1.000 | - | 2.000 | - | .500 | - | .100 | - |
| Canal tiner operators | 10.710 | 12.160 | 40.00 | 1.000 | - | 2.000 | - | .500 | - | .100 | - |
| Glaziers | 9.522 | 9.736 | 40.00 | .670 | - | 1.450 | - | - | 8.00 | .100 | 5.00 |
| Lathers | 10.900 | 11.500 | 40.00 | .700 | - | .900 | - | .500 | - | .120 | - |
| Machinists | 11.400 | 12.400 | 40.00 | .472 | - | .600 | - | - | - | - | - |
| Marble setters | 9.529 | 10.701 | 40.00 | - | 10.27 | - | 12.95 | - | 4.46 | - | 6.69 |
| Painters | 10.720 | 11.270 | 35.00 | .710 | - | .750 | - | .600 | - | .120 | - |
| Swing stage | 10.970 | 11.520 | 35.00 | .710 | - | .750 | - | .600 | - | .120 | - |
| 13 or more stories | 11.090 | 11.640 | 35.00 | .710 | - | .750 | - | .600 | - | .120 | - |
| Structural steel or bridge swing | 10.840 | 11.390 | 35.00 | .710 | - | .750 | - | .600 | - | .120 | - |
| 13 stories or less | 11.120 | 11.670 | 35.00 | .710 | - | .750 | - | .600 | - | .120 | - |
| More than 13 stories | 11.240 | 11.790 | 35.00 | .710 | - | .750 | - | .600 | .00 | .120 | - |
| Spray | 10.970 | 11.520 | 35.00 | .710 | - | .750 | - | .600 | - | .120 | - |
| 13 stories or less | 11.220 | 11.770 | 35.00 | .710 | - | .750 | - | .600 | - | .120 | - |
| Paperhangers | 10.970 | 11.520 | 35.00 | .710 | - | .750 | - | .600 | - | .120 | - |
| Pipefitters | 11.660 | 12.410 | 36.00 | - | 10.00 | - | 16.00 | - | 13.00 | - | 2.00 |
| Plasterers | 9.835 | 11.485 | 40.00 | .830 | - | 1.850 | - | .650 | - | .200 | - |

See footnotes at end of table.

Table 20. Wage rates, hours, and employer contributions for selected benefits: Selected cities—Continued

(Union hourly wage rates, July 1, 1976, and wage rates, straight-time weekly hours, and employer insurance, pension, vacation, and other contributions to funds in the building trades, July 1, 1977)

| City and job classification | July 1, 1976 | | July 1, 1977 | | | | | | | | |
|---|----------------------------|----------------------------|-----------------------------|---|---------|---------|---------|--------------------|-------------------|--------------------|---------|
| | Rate per hour ¹ | Rate per hour ¹ | Hours per week ² | Employer contributions for selected benefits ³ | | | | | | | |
| | | | | Insurance ⁴ | | Pension | | Vacation | | Other ⁵ | |
| | | | | Dollars | Percent | Dollars | Percent | Dollars | Percent | Dollars | Percent |
| Long Beach, Calif. | | | | | | | | | | | |
| —Continued | | | | | | | | | | | |
| Building construction | | | | | | | | | | | |
| —Continued | | | | | | | | | | | |
| Journeyman | | | | | | | | | | | |
| —Continued | | | | | | | | | | | |
| Plumbers | \$11.660 | \$12.410 | 36.00 | - | 10.00 | - | 16.00 | - | 13.00 | - | 2.00 |
| Reinforcing iron workers | 11.030 | ⁶ 11.030 | 40.00 | 1.090 | - | 1.830 | - | 1.150 | - | 0.030 | - |
| Roofers, composition | 9.740 | 10.590 | 40.00 | .820 | - | .900 | - | ⁶ 1.000 | - | .180 | - |
| Sheet-metal workers | 9.603 | 12.260 | 40.00 | 1.040 | - | 2.460 | - | - | 10.00 | .150 | - |
| Stonemasons | 10.251 | 10.700 | 40.00 | - | 10.27 | - | 12.95 | - | ⁶ .500 | .250 | - |
| Structural-iron workers | 11.030 | 11.550 | 40.00 | 1.240 | - | 2.200 | - | 1.310 | - | - | - |
| Terrazzo workers | 10.720 | ⁶ 10.720 | 40.00 | .300 | - | .800 | - | ⁶ .700 | - | .300 | - |
| Tile layers | 10.400 | 10.990 | 40.00 | .900 | - | 1.100 | - | ⁶ 1.000 | - | .190 | - |
| Helpers and laborers | | | | | | | | | | | |
| Bricklayers' tenders | 8.255 | 8.255 | 40.00 | .950 | - | 1.950 | - | .500 | - | .150 | - |
| Building laborers | 7.650 | 7.650 | 40.00 | .950 | - | 1.950 | - | .500 | - | .150 | - |
| Elevator constructors' helpers | 8.400 | 9.065 | 40.00 | .545 | - | .350 | - | - | 6.00 | .020 | 2.31 |
| Marble setters' helpers | 6.780 | 6.950 | 40.00 | 1.250 | - | 1.240 | - | ⁶ .500 | - | - | - |
| Plasterers' laborers (hod carriers) | 10.025 | 10.025 | 40.00 | .950 | - | 1.950 | - | .500 | - | .150 | - |
| Terrazzo workers' helpers | 8.880 | 3.480 | 40.00 | .750 | - | 1.200 | - | 1.000 | - | .300 | - |
| Tile layers' helpers | 8.460 | 8.960 | 40.00 | 1.250 | - | 1.240 | - | ⁶ .500 | - | .320 | - |
| Certified | 8.740 | 9.240 | 40.00 | 1.250 | - | 1.240 | - | ⁶ .500 | - | .320 | - |
| Los Angeles, Calif. | | | | | | | | | | | |
| Building construction | | | | | | | | | | | |
| Journeyman | | | | | | | | | | | |
| Asbestos workers | 11.350 | 12.100 | 40.00 | .870 | - | 1.100 | - | - | - | 1.000 | - |
| Boilermakers | 12.000 | 13.175 | 40.00 | .775 | - | 1.000 | - | .500 | - | - | - |
| Bricklayers | 9.529 | 10.620 | 40.00 | 1.150 | - | 1.450 | - | .500 | - | .250 | - |
| Carpenters | 9.540 | ⁶ 9.540 | 40.00 | 1.030 | - | 1.800 | - | .800 | - | .020 | - |
| Hardwood floor workers | 9.740 | ⁶ 9.740 | 40.00 | 1.030 | - | 1.800 | - | .800 | - | .020 | - |
| Millwrights | 10.040 | ⁶ 10.040 | 40.00 | 1.030 | - | 1.800 | - | .800 | - | .020 | - |
| Piledrivers, wharf and bridge | 9.670 | ⁶ 9.670 | 40.00 | 1.030 | - | 1.800 | - | .800 | - | .020 | - |
| Shinglers | 9.670 | ⁶ 9.670 | 40.00 | 1.030 | - | 1.800 | - | .800 | - | .020 | - |
| Dock | 9.670 | ⁶ 9.670 | 40.00 | 1.030 | - | 1.800 | - | .800 | - | .020 | - |
| Cement finishers | +9.410 | ⁶ 9.410 | 40.00 | 1.100 | - | 1.750 | - | 1.000 | - | - | - |
| Composition and mastic | +9.530 | ⁶ 9.530 | 40.00 | 1.100 | - | 1.750 | - | 1.000 | - | - | - |
| Electricians (inside wires) | 11.090 | 11.700 | 40.00 | 1.050 | - | 1.950 | 3.00 | .950 | - | - | 1.00 |
| Elevator constructors | 12.000 | 12.950 | 40.00 | .545 | - | .350 | - | - | 6.00 | .319 | - |

See footnotes at end of table.

Table 20. Wage rates, hours, and employer contributions for selected benefits: Selected cities—Continued

(Union hourly wage rates, July 1, 1976, and wage rates, straight-time weekly hours, and employer insurance, pension, vacation, and other contributions to funds in the building trades, July 1, 1977)

| City and job classification | July 1, 1976 | July 1, 1977 | | | | | | | | | |
|--|----------------------------|----------------------------|-----------------------------|---|---------|---------|---------|----------|---------|--------------------|---------|
| | Rate per hour ¹ | Rate per hour ¹ | Hours per week ² | Employer contributions for selected benefits ³ | | | | | | | |
| | | | | Insurance ⁴ | | Pension | | Vacation | | Other ⁵ | |
| | | | | Dollars | Percent | Dollars | Percent | Dollars | Percent | Dollars | Percent |
| Los Angeles, Calif. —Continued | | | | | | | | | | | |
| Building construction —Continued | | | | | | | | | | | |
| Journeyman —Continued | | | | | | | | | | | |
| Engineers—Power equip- ment operators: | | | | | | | | | | | |
| Heavy equipment: | | | | | | | | | | | |
| Universal equipment (shovels, draglines, clamshell operators over 3/4 yard), tractors (over 100 hp), concrete mixer operators (paving), skip loaders (crawl- er 1-1/2 to 6-1/2 yards) | \$10.290 | \$11.740 | 40.00 | 1.000 | - | 2.000 | - | 0.500 | - | 0.100 | - |
| Tractors (up to 100 horse power), | 10.180 | 11.630 | 40.00 | 1.000 | - | 2.000 | - | .500 | - | .100 | - |
| Medium equipment: | | | | | | | | | | | |
| A-frame or winch truck operators | 9.820 | 11.270 | 40.00 | 1.000 | - | 2.000 | - | .500 | - | .100 | - |
| Motor patrol blade operators: | | | | | | | | | | | |
| Single—No. 7 | 10.410 | 11.860 | 40.00 | 1.000 | - | 2.000 | - | .500 | - | .100 | - |
| Multi-engine— No. 8 | 10.580 | 12.030 | 40.00 | 1.000 | - | 2.000 | - | .500 | - | .100 | - |
| Light equipment: | | | | | | | | | | | |
| Air compressors | 9.250 | 10.700 | 40.00 | 1.000 | - | 2.000 | - | .500 | - | .100 | - |
| Concrete mixers (skip type) | 9.530 | 10.980 | 40.00 | 1.000 | - | 2.000 | - | .500 | - | .100 | - |
| Skip loaders (3/4 to 1-1/2 yds.) | 10.180 | 11.630 | 40.00 | 1.000 | - | 2.000 | - | .500 | - | .100 | - |
| Trenching machines | 9.960 | 11.410 | 40.00 | 1.000 | - | 2.000 | - | .500 | - | .100 | - |
| Canal tiner operators | 10.710 | 12.160 | 40.00 | 1.000 | - | 2.000 | - | .500 | - | .100 | - |
| Glaziers | 9.522 | 9.736 | 40.00 | .670 | - | 1.150 | - | - | 8.00 | .100 | 5.00 |
| Lathers | 10.900 | 11.500 | 40.00 | .700 | - | .900 | - | .500 | - | .120 | - |
| Machinists | 11.400 | 12.400 | 40.00 | .472 | - | .600 | - | - | - | - | - |
| Marble setters | 9.529 | 10.700 | 40.00 | 1.150 | - | 1.450 | - | .500 | - | .250 | - |
| Mosaic and terrazzo workers .. | 10.720 | 10.720 | 40.00 | .300 | - | .800 | - | .700 | - | .300 | - |
| Painters | 10.720 | 11.270 | 35.00 | .710 | - | .750 | - | .600 | - | .020 | - |
| Swing stage | 10.970 | 11.520 | 35.00 | .710 | - | .750 | - | .600 | - | .020 | - |
| Swing stage over 13 stories | 11.090 | 11.640 | 35.00 | .710 | - | .750 | - | .600 | - | .020 | - |
| Spray | 10.970 | 11.520 | 35.00 | .710 | - | .750 | - | .600 | - | .020 | - |
| Swing stage | 11.220 | 11.770 | 35.00 | .710 | - | .750 | - | .600 | - | .020 | - |
| Swing stage over 13 stories | 11.340 | 11.890 | 35.00 | .710 | - | .750 | - | .600 | - | .020 | - |
| Structural steel and bridge | 10.840 | 11.390 | 35.00 | .710 | - | .750 | - | .600 | - | .020 | - |
| Structural steel swing Structural steel over 13 stories | 11.120 | 11.670 | 35.00 | .710 | - | .750 | - | .600 | - | .020 | - |
| Paperhangers | 11.240 | 11.790 | 35.00 | .710 | - | .750 | - | .600 | - | .020 | - |
| Pipefitters | 10.970 | 11.520 | 35.00 | .710 | - | .750 | - | .600 | - | .020 | - |
| Refrigeration fitters | 11.660 | 12.410 | 36.00 | - | 10.00 | - | 16.00 | - | 13.00 | - | 2.00 |
| Sprinkler fitters | 11.450 | 11.935 | 36.00 | 1.530 | - | 1.700 | - | 1.420 | - | .265 | - |
| Plasterers | 12.460 | 12.760 | 32.00 | .660 | - | .800 | - | 1.400 | - | - | - |
| Plumbers | + 10.485 | 11.485 | 40.00 | .830 | - | 1.850 | - | .650 | - | .200 | - |
| | 11.660 | 12.410 | 36.00 | - | 10.00 | - | 16.00 | - | 13.00 | - | 2.00 |

See footnotes at end of table.

Table 20. Wage rates, hours, and employer contributions for selected benefits: Selected cities—Continued

(Union hourly wage rates, July 1, 1976, and wage rates, straight-time weekly hours, and employer insurance, pension, vacation, and other contributions to funds in the building trades, July 1, 1977)

| City and job classification | July 1, 1976 | July 1, 1977 | | | | | | | | | |
|--|----------------------------|----------------------------|-----------------------------|---|---------|---------|---------|----------|---------|--------------------|------------------|
| | Rate per hour ¹ | Rate per hour ¹ | Hours per week ² | Employer contributions for selected benefits ³ | | | | | | | |
| | | | | Insurance ⁴ | | Pension | | Vacation | | Other ⁵ | |
| | | | | Dollars | Percent | Dollars | Percent | Dollars | Percent | Dollars | Percent |
| Los Angeles, Calif.—Continued | | | | | | | | | | | |
| Building construction—Continued | | | | | | | | | | | |
| Journeyman—Continued | | | | | | | | | | | |
| Reinforcing iron workers | \$11.030 | \$11.030 | 40.00 | 1.030 | - | 1.830 | - | 1.150 | - | 0.030 | - |
| Roofers | 9.740 | 10.590 | 40.00 | .820 | - | 1.080 | - | 1.000 | - | .020 | - |
| Sheet-metal workers | + 10.674 | ° 10.674 | 40.00 | 1.040 | - | 2.100 | - | - | 10.00 | .110 | - |
| Stonemasons | 9.529 | 10.700 | 40.00 | 1.150 | - | 1.450 | - | .500 | - | .250 | - |
| Structural-iron workers | 11.030 | 11.550 | 40.00 | 1.240 | - | 2.220 | - | 1.310 | - | (⁶) | (⁶) |
| Tile layers | 10.400 | 10.990 | 40.00 | .900 | - | 1.100 | - | 1.000 | - | .190 | - |
| Helpers and laborers | | | | | | | | | | | |
| Bricklayers' tenders | 8.255 | ° 8.255 | 40.00 | .950 | - | 1.950 | - | .550 | - | .100 | - |
| Building laborers | 7.650 | ° 7.650 | 40.00 | .950 | - | 1.950 | - | .500 | - | .150 | - |
| Elevator constructors' helpers | 8.400 | 9.065 | 40.00 | .545 | - | .350 | - | - | 6.00 | .319 | - |
| Marble setters' helpers | 6.780 | 6.950 | 40.00 | 1.250 | - | 1.240 | - | .500 | - | - | - |
| Plasterers' laborers | 10.025 | 10.175 | 40.00 | .950 | - | 1.950 | - | .800 | - | .020 | - |
| Terrazzo workers' helpers (and floor machine operators) | 8.880 | 8.880 | 40.00 | .350 | - | .800 | - | 1.000 | - | .300 | - |
| Base machine operators | 9.150 | 9.150 | 40.00 | .350 | - | .800 | - | 1.000 | - | .300 | - |
| Tile layers' helpers | 8.460 | 8.960 | 40.00 | 1.250 | - | 1.240 | - | .500 | - | .320 | - |
| Certified helpers | 8.740 | 9.240 | 40.00 | 1.250 | - | 1.240 | - | .500 | - | .320 | - |
| Louisville, Ky. | | | | | | | | | | | |
| Building construction | | | | | | | | | | | |
| Journeyman | | | | | | | | | | | |
| Asbestos workers | 9.210 | 9.660 | 40.00 | .500 | - | 1.000 | - | ° 1.000 | - | .020 | - |
| Boilermakers | 9.050 | 9.400 | 40.00 | .750 | - | 1.000 | - | - | - | 1.400 | - |
| Bricklayers | 9.330 | 9.330 | 40.00 | .400 | - | .400 | - | ° .500 | - | .050 | - |
| Cleaners, pointers, and caulkers | 9.330 | 9.330 | 40.00 | .400 | - | .400 | - | ° .500 | - | .050 | - |
| Carpenters | 9.650 | 9.950 | 40.00 | .450 | - | .450 | - | - | - | .020 | - |
| Millwrights | 9.400 | 10.050 | 40.00 | .450 | - | .650 | - | ° 1.000 | - | - | - |
| Piledrivers | 9.900 | 10.200 | 40.00 | .450 | - | .450 | - | - | - | .020 | - |
| Cement finishers | 9.280 | 9.280 | 40.00 | .600 | - | .300 | - | - | - | - | - |
| Electricians (inside wires) | 10.880 | 11.100 | 40.00 | .500 | - | .400 | 3.00 | ° .500 | - | - | 1.00 |
| Elevator constructors | 11.000 | 11.410 | 40.00 | .545 | - | .350 | - | - | 6.00 | .020 | 2.30 |
| Engineers—Power equipment operators: Heavy equipment—Mixers (21 cu. ft. or over), cranes, derricks, draglines, shovels, bulldozers, hoists (2 drums or more) | 9.800 | 10.450 | 40.00 | .400 | - | .450 | - | - | - | .020 | - |

See footnotes at end of table.

Table 20. Wage rates, hours, and employer contributions for selected benefits: Selected cities—Continued

(Union hourly wage rates, July 1, 1976, and wage rates, straight-time weekly hours, and employer insurance, pension, vacation, and other contributions to funds in the building trades, July 1, 1977)

| City and job classification | July 1, 1976 | July 1, 1977 | | | | | | | | | |
|--|----------------------------|----------------------------|-----------------------------|---|---------|---------|---------|--------------------|---------|--------------------|---------|
| | Rate per hour ¹ | Rate per hour ¹ | Hours per week ² | Employer contributions for selected benefits ³ | | | | | | | |
| | | | | Insurance ⁴ | | Pension | | Vacation | | Other ⁵ | |
| | | | | Dollars | Percent | Dollars | Percent | Dollars | Percent | Dollars | Percent |
| Louisville, Ky. —Continued | | | | | | | | | | | |
| Building construction —Continued | | | | | | | | | | | |
| Journeyman —Continued | | | | | | | | | | | |
| Medium equipment—Mixers (under 21 cu. ft.), compressors (over 600 cu. ft.) tractors (50 hp. and over) | \$7.510 | \$8.010 | 40.00 | 0.400 | - | 0.450 | - | - | - | 0.020 | - |
| Light equipment—Oilers, pumps, earth rollers, tractors (under 50 hp.), compressors (under 600 cu. ft.) | 6.890 | 7.340 | 40.00 | .400 | - | .450 | - | - | - | .020 | - |
| Glaziers | 8.900 | 8.900 | 40.00 | .350 | - | .450 | - | - | - | - | - |
| Lathers | 9.990 | 10.490 | 40.00 | - | - | .200 | - | ⁶ 0.300 | - | .100 | - |
| Machinists | 11.200 | 11.200 | 40.00 | - | - | - | - | - | 5.00 | .344 | - |
| Marble setters | 8.700 | 9.200 | 40.00 | .400 | - | .400 | - | ⁶ .500 | - | .050 | - |
| Mosaic and terrazzo workers | 8.700 | 9.200 | 40.00 | .400 | - | .400 | - | ⁶ .500 | - | .050 | - |
| Painters, brush | 8.220 | 8.620 | 40.00 | .350 | - | .200 | - | - | - | - | - |
| Spray | 8.670 | 9.070 | 40.00 | .350 | - | .200 | - | - | - | - | - |
| Pipefitters | 10.440 | 10.840 | 40.00 | .500 | - | .800 | - | ⁶ 1.000 | - | .060 | - |
| Plasterers | +9.100 | 9.600 | 40.00 | - | - | - | - | - | - | .850 | - |
| Plumbers | 10.270 | 11.150 | 40.00 | .600 | - | .900 | - | ⁶ .750 | - | .080 | - |
| Residential | 6.680 | 7.250 | 40.00 | .600 | - | .900 | - | ⁶ .750 | - | .080 | - |
| Reinforcing iron workers | 10.000 | 10.000 | 40.00 | .900 | - | 1.150 | - | ⁶ .950 | - | - | - |
| Roofers, composition | 7.400 | 7.850 | 40.00 | .600 | - | .250 | - | - | - | .100 | - |
| Roofers, slate and tile | 7.800 | 8.250 | 40.00 | .600 | - | .250 | - | - | - | .100 | - |
| Sheet-metal workers | +10.010 | 10.480 | 40.00 | .700 | - | .800 | - | ⁶ .600 | - | .497 | - |
| Stonemasons | 9.330 | 9.330 | 40.00 | .400 | - | .400 | - | ⁶ .500 | - | .050 | - |
| Structural-iron workers | 10.000 | 10.000 | 40.00 | .900 | - | 1.150 | - | ⁶ .950 | - | - | - |
| Tile layers | 8.700 | 9.200 | 40.00 | .400 | - | .400 | - | ⁶ .500 | - | .050 | - |
| Helpers and laborers | | | | | | | | | | | |
| Bricklayers' tenders | 7.250 | 7.780 | 40.00 | .350 | - | .470 | - | - | - | .020 | - |
| Building laborers | 6.900 | 7.430 | 40.00 | .350 | - | .470 | - | - | - | .020 | - |
| Elevator constructors' helpers | 7.700 | 7.990 | 40.00 | .545 | - | .350 | - | - | 6.00 | .020 | 2.30 |
| Marble setters' helpers | 8.300 | 8.600 | 40.00 | - | - | - | - | - | - | .050 | - |
| Pipe layers' helpers | 7.100 | 7.630 | 40.00 | .350 | - | .470 | - | - | - | .020 | - |
| Plumbers' laborers | 5.780 | 5.780 | 40.00 | .600 | - | - | - | - | - | - | - |
| Roofers' helpers | 4.800 | ²⁴ 3.950 | 40.00 | .600 | - | .250 | - | - | - | .100 | - |
| Terrazzo workers' laborers, base grinders, floor machines—Flat grinders | 8.300 | 8.600 | 40.00 | - | - | - | - | - | - | .050 | - |
| Tile layers' helpers | 8.300 | 8.600 | 40.00 | - | - | - | - | - | - | .050 | - |

See footnotes at end of table.

Table 20. Wage rates, hours, and employer contributions for selected benefits: Selected cities—Continued

(Union hourly wage rates, July 1, 1976, and wage rates, straight-time weekly hours, and employer insurance, pension, vacation, and other contributions to funds in the building trades, July 1, 1977)

| City and job classification | July 1, 1976 | July 1, 1977 | | | | | | | | | |
|---|----------------------------|----------------------------|-----------------------------|---|---------|---------|---------|----------|---------|--------------------|---------|
| | Rate per hour ¹ | Rate per hour ¹ | Hours per week ² | Employer contributions for selected benefits ³ | | | | | | | |
| | | | | Insurance ⁴ | | Pension | | Vacation | | Other ⁵ | |
| | | | | Dollars | Percent | Dollars | Percent | Dollars | Percent | Dollars | Percent |
| Louisville, Ky.—Continued | | | | | | | | | | | |
| Highway and street construction | | | | | | | | | | | |
| Journeyman | | | | | | | | | | | |
| Carpenters | \$8.010 | \$8.410 | 40.00 | 0.450 | - | 0.450 | - | - | - | 0.020 | - |
| Piledrivers | 8.260 | 8.660 | 40.00 | .450 | - | .450 | - | - | - | .020 | - |
| Helpers and laborers | | | | | | | | | | | |
| Construction laborers: | | | | | | | | | | | |
| Group I—General laborers, concrete and asphalt laborers, carpenters' tenders, drill helpers | | | | | | | | | | | |
| | 6.790 | 7.370 | 40.00 | .350 | - | .470 | - | - | - | .020 | - |
| Group II—Jackhammer operators, concrete saw operators, sand blasters, welders | | | | | | | | | | | |
| | 7.040 | 7.620 | 40.00 | .350 | - | .470 | - | - | - | .020 | - |
| Group III—Powdermen, blasters, tunnel laborers (free air) | | | | | | | | | | | |
| | 7.090 | 7.670 | 40.00 | .350 | - | .470 | - | - | - | .020 | - |
| Group IV—Miners, drillers (free air), tunnel blasters | | | | | | | | | | | |
| | 7.690 | 8.270 | 40.00 | .350 | - | .470 | - | - | - | .020 | - |
| Other heavy construction | | | | | | | | | | | |
| Journeyman | | | | | | | | | | | |
| Carpenters | 8.010 | 8.410 | 40.00 | .450 | - | .450 | - | - | - | .020 | - |
| Millwrights | 8.510 | 8.910 | 40.00 | .450 | - | .450 | - | - | - | .020 | - |
| Piledrivers | +8.260 | 8.660 | 40.00 | .450 | - | .450 | - | - | - | .020 | - |
| Engineers—Power equipment operators: | | | | | | | | | | | |
| Heavy equipment—Mixers (21 cu. ft. or over), cranes, derricks, draglines, shovels, bulldozers, hoists (2 drums or more) | | | | | | | | | | | |
| | 9.650 | 10.400 | 40.00 | .350 | - | .350 | - | - | - | - | - |

See footnotes at end of table.

Table 20. Wage rates, hours, and employer contributions for selected benefits: Selected cities—Continued

(Union hourly wage rates, July 1, 1976, and wage rates, straight-time weekly hours, and employer insurance, pension, vacation, and other contributions to funds in the building trades, July 1, 1977)

| City and job classification | July 1, 1976 | July 1, 1977 | | | | | | | | | |
|--|----------------------------|----------------------------|-----------------------------|---|---------|---------|---------|--------------------|---------|--------------------|---------|
| | Rate per hour ¹ | Rate per hour ¹ | Hours per week ² | Employer contributions for selected benefits ³ | | | | | | | |
| | | | | Insurance ⁴ | | Pension | | Vacation | | Other ⁵ | |
| | | | | Dollars | Percent | Dollars | Percent | Dollars | Percent | Dollars | Percent |
| Louisville, Ky.—Continued | | | | | | | | | | | |
| Other heavy construction—Continued | | | | | | | | | | | |
| Journeyman—Continued | | | | | | | | | | | |
| Medium equipment—Mixers (under 21 cu. ft.), compressors (over 600 cu. ft.), tractors (50 hp. and over) | \$7.510 | \$8.100 | 40.00 | 0.350 | - | 0.350 | - | - | - | - | - |
| Light equipment—Oilers, pumps, earth rollers, tractors (under 50 hp.), compressors (under 600 cu. ft.) | 6.890 | 7.440 | 40.00 | .350 | - | .350 | - | - | - | - | - |
| Helpers and laborers | | | | | | | | | | | |
| Construction laborers: | | | | | | | | | | | |
| Group I—General laborers, concrete and asphalt laborers, carpenters' tenders, drill helpers | 6.790 | 7.370 | 40.00 | .350 | - | .470 | - | - | - | 0.020 | - |
| Group II—Jackhammer operators, concrete saw operators, sand blasters, welders | 7.040 | 7.620 | 40.00 | .350 | - | .470 | - | - | - | .020 | - |
| Group III—Powdermen, blasters, tunnel laborers (free air) | 7.090 | 7.670 | 40.00 | .350 | - | .470 | - | - | - | .020 | - |
| Group IV—Miners, drillers (free air), tunnel blasters | 7.690 | 8.270 | 40.00 | .350 | - | .470 | - | - | - | .020 | - |
| Memphis, Tenn. | | | | | | | | | | | |
| Building construction | | | | | | | | | | | |
| Journeyman | | | | | | | | | | | |
| Asbestos workers | 9.300 | 11.200 | 40.00 | .450 | - | .500 | - | ⁶ 0.800 | - | - | - |
| Boilermakers | 8.800 | 9.300 | 40.00 | .950 | - | 1.000 | - | - | - | - | - |
| Bricklayers | 9.600 | 9.850 | 40.00 | .530 | - | .300 | - | ⁶ .250 | - | .150 | - |
| Pointers and caulkers | 9.350 | 9.600 | 40.00 | .530 | - | .300 | - | ⁶ .250 | - | .150 | - |
| Carpenters | 9.000 | 9.150 | 40.00 | .600 | - | .400 | - | - | - | - | - |
| Floor layers | 9.000 | 9.150 | 40.00 | .600 | - | .400 | - | - | - | - | - |
| Piledrivers | 9.000 | 9.150 | 40.00 | .600 | - | .400 | - | - | - | - | - |
| Cement finishers | 8.600 | 9.125 | 40.00 | .450 | - | .550 | - | - | - | - | - |
| Machine operators | 8.850 | 9.375 | 40.00 | .450 | - | .550 | - | - | - | - | - |
| Drywall tapers (finishers) | - | 9.000 | 40.00 | .500 | - | .450 | - | - | - | - | - |

See footnotes at end of table.

Table . Wage rates, hours, and employer contributions for selected benefits: Selected cities—Continued

(Union hourly wage rates, July 1, 1976, and wage rates, straight-time weekly hours, and employer insurance, pension, vacation, and other contributions to funds in the building trades, July 1, 1977)

| City and job classification | July 1, 1976 | July 1, 1977 | | | | | | | | | |
|---|-------------------------------|-------------------------------|-----------------------------------|---|---------|---------|---------|--------------------|---------|--------------------|---------|
| | Rate per hour ¹ | Rate per hour ¹ | Hours per week ² | Employer contributions for selected benefits ³ | | | | | | | |
| | | | | Insurance ⁴ | | Pension | | Vacation | | Other ⁵ | |
| | | | | Dollars | Percent | Dollars | Percent | Dollars | Percent | Dollars | Percent |
| Memphis, Tenn. —Continued | | | | | | | | | | | |
| Building construction —Continued | | | | | | | | | | | |
| Journeyman —Continued | | | | | | | | | | | |
| Electricians (inside wires) | \$9.530 | \$10.480 | 40.00 | 0.750 | - | 0.400 | 3.00 | - | - | - | 1.00 |
| Elevator constructors | 9.430 | 11.020 | 40.00 | .545 | - | .350 | - | - | 6.00 | 0.020 | 2.30 |
| Engineers—Power equip- ment operators: | | | | | | | | | | | |
| Class A—Cranes, der- ricks, draglines, trenching machines (18 in. and over), piledrivers, hoists (3 drums), shovels, bulldozers | 8.650 | 9.175 | 40.00 | .400 | - | .500 | - | - | - | - | - |
| Class B—Trenching ma- chines (18 in. and smaller), elevating or blade graders, hoists (1 or 2 drum), mixers | 8.220 | 8.745 | 40.00 | .400 | - | .500 | - | - | - | - | - |
| Class C—Air com- pressors (sta- tionary), pumps, (larger than 4 in.), tractors (40 hp or less) | 7.520 | 8.045 | 40.00 | .400 | - | .500 | - | - | - | - | - |
| Class D—Air com- pressor operators (portable) | 7.120 | 7.645 | 40.00 | .400 | - | .500 | - | - | - | - | - |
| Glaziers | 9.000 | 9.000 | 40.00 | .650 | - | .400 | - | - | - | - | - |
| Lathers | 9.300 | 9.850 | 40.00 | .450 | - | - | - | - | - | .030 | - |
| Marble setters | 7.750 | 8.200 | 40.00 | .450 | - | .200 | - | - | - | - | - |
| Mosaic and terrazzo workers | 7.750 | 8.200 | 40.00 | .450 | - | .200 | - | - | - | - | - |
| Painters: | | | | | | | | | | | |
| Residential | 8.600 | 9.000 | 40.00 | .500 | - | .450 | - | - | - | - | - |
| Commercial: | | | | | | | | | | | |
| Brush, roller appli- cator | 8.600 | 9.000 | 40.00 | .500 | - | .450 | - | - | - | - | - |
| Spray, steel | 8.850 | 9.250 | 40.00 | .500 | - | .450 | - | - | - | - | - |
| Paperhangers | 8.600 | 9.000 | 40.00 | .500 | - | .450 | - | - | - | - | - |
| Pipefitters | +9.720 | 10.970 | 40.00 | .550 | - | .300 | - | - | - | .800 | - |
| Plasterers | 9.400 | 9.900 | 40.00 | - | - | - | - | - | - | .280 | - |
| Plumbers | 9.870 | 11.020 | 40.00 | .750 | - | .300 | - | ⁶ 0.500 | - | - | - |
| Reinforcing iron workers | 9.150 | 9.600 | 40.00 | .650 | - | .700 | - | - | - | - | - |
| Roofers, composition | 8.700 | 9.400 | 40.00 | - | - | .250 | - | - | - | .030 | - |
| Roofers, slate and tile | 8.950 | 9.650 | 40.00 | - | - | .250 | - | - | - | .030 | - |
| Sheet-metal workers | 9.610 | 10.040 | 40.00 | .650 | - | .250 | - | ⁶ .550 | - | .440 | - |
| Stonemasons | 9.600 | 9.850 | 40.00 | .530 | - | .300 | - | ⁶ .250 | - | .150 | - |
| Structural-iron workers | 9.150 | 9.600 | 40.00 | .650 | - | .700 | - | - | - | - | - |
| Sheeters | 9.400 | 9.850 | 40.00 | .650 | - | .700 | - | - | - | - | - |
| Tile layers | 7.750 | 8.200 | 40.00 | .450 | - | .200 | - | - | - | - | - |
| Helpers and laborers | | | | | | | | | | | |
| Bricklayers' tenders | 6.700 | 7.050 | 40.00 | .250 | - | .300 | - | - | - | .050 | - |

See footnotes at end of table.

Table 20. Wage rates, hours, and employer contributions for selected benefits: Selected cities—Continued

(Union hourly wage rates, July 1, 1976, and wage rates, straight-time weekly hours, and employer insurance, pension, vacation, and other contributions to funds in the building trades, July 1, 1977)

| City and job classification | July 1, 1976 | July 1, 1977 | | | | | | | | | |
|--|----------------------------|----------------------------|-----------------------------|---|---------|---------|---------|--------------------|---------|--------------------|---------|
| | Rate per hour ¹ | Rate per hour ¹ | Hours per week ² | Employer contributions for selected benefits ³ | | | | | | | |
| | | | | Insurance ⁴ | | Pension | | Vacation | | Other ⁵ | |
| | | | | Dollars | Percent | Dollars | Percent | Dollars | Percent | Dollars | Percent |
| Memphis, Tenn. | | | | | | | | | | | |
| —Continued | | | | | | | | | | | |
| Building construction | | | | | | | | | | | |
| —Continued | | | | | | | | | | | |
| Helpers and laborers | | | | | | | | | | | |
| —Continued | | | | | | | | | | | |
| Mortar mixer operators | \$6.800 | \$7.150 | 40.00 | 0.250 | - | 0.300 | - | - | - | 0.050 | - |
| Building laborers | 5.750 | 6.375 | 40.00 | .250 | - | .300 | - | - | - | .070 | - |
| Composition roofers' helpers | 5.750 | 6.375 | 40.00 | .250 | - | .300 | - | - | - | .070 | - |
| Elevator constructors' helpers | 6.600 | 6.860 | 40.00 | .545 | - | .350 | - | - | 6.00 | .020 | 2.30 |
| Plasterers' tenders | 6.700 | 7.050 | 40.00 | .250 | - | .300 | - | - | - | .050 | - |
| Plumbers' laborers | 5.750 | 6.375 | 40.00 | .250 | - | .300 | - | - | - | .070 | - |
| Miami, Fla. | | | | | | | | | | | |
| Building construction | | | | | | | | | | | |
| Journeyman | | | | | | | | | | | |
| Asbestos workers | 9.700 | 9.650 | 40.00 | .600 | - | .650 | - | ⁶ 1.500 | - | - | - |
| Boilermakers | + 9.800 | 10.300 | 40.00 | .950 | - | 1.000 | - | - | - | - | - |
| Bricklayers | 9.450 | 9.550 | 40.00 | .600 | - | .540 | - | ⁶ .250 | - | .010 | - |
| Carpenters | 8.700 | 8.950 | 40.00 | .700 | - | .550 | - | - | - | - | - |
| Millwrights | 9.420 | 9.420 | 40.00 | .550 | - | .700 | - | - | - | .020 | - |
| Piledrivers | 8.700 | 9.000 | 40.00 | .550 | - | .700 | - | - | - | .020 | - |
| Residential | 6.500 | 6.500 | 40.00 | .700 | - | .550 | - | - | - | - | - |
| Cement finishers | 9.450 | 9.550 | 40.00 | .600 | - | .540 | - | ⁶ .250 | - | .010 | - |
| Drywall tapers (finishers) | - | 9.050 | 40.00 | .550 | - | .500 | - | - | - | .020 | - |
| Electricians (inside wires) | 11.250 | 11.250 | 40.00 | - | 4.50 | - | 5.00 | - | 8.50 | - | 1.50 |
| Elevator constructors | 10.730 | 10.910 | 40.00 | .545 | - | .350 | - | - | 6.00 | .020 | 2.30 |
| Engineers—Power equipment operators: | | | | | | | | | | | |
| Group A—Cranes, derricks, hoists (2 drums or more) | 9.500 | 9.750 | 40.00 | .500 | - | .450 | - | - | - | - | - |
| Group B—Draglines, backhoes, forklifts, hoists (1 drum), finish grader operators | 8.860 | 9.060 | 40.00 | .500 | - | .450 | - | - | - | - | - |
| Group C—Bulldozers, scrapers, motor graders, trenching machines, front-end loaders, winches, air compressors (above 125 cfm) | 8.010 | 8.260 | 40.00 | .500 | - | .450 | - | - | - | - | - |

See footnotes at end of table.

Table 20. Wage rates, hours, and employer contributions for selected benefits: Selected cities—Continued

(Union hourly wage rates, July 1, 1976, and wage rates, straight-time weekly hours, and employer insurance, pension, vacation, and other contributions to funds in the building trades, July 1, 1977)

| City and job classification | July 1, 1976 | July 1, 1977 | | | | | | | | | |
|---|----------------------------|----------------------------|-----------------------------|---|---------|---------|---------|--------------------|---------|--------------------|---------|
| | Rate per hour ¹ | Rate per hour ¹ | Hours per week ² | Employer contributions for selected benefits ³ | | | | | | | |
| | | | | Insurance ⁴ | | Pension | | Vacation | | Other ⁵ | |
| | | | | Dollars | Percent | Dollars | Percent | Dollars | Percent | Dollars | Percent |
| Miami, Fla.—Continued | | | | | | | | | | | |
| Building construction—Continued | | | | | | | | | | | |
| Journeyman—Continued | | | | | | | | | | | |
| Group D—Rollers, finishing machines, tractors, mixers, oilers-drivers | \$7.460 | \$7.660 | 40.00 | 0.500 | - | 0.450 | - | - | - | - | - |
| Group E—Drivers, oilers, crawlers, cranes | 6.460 | 6.660 | 40.00 | .500 | - | .450 | - | - | - | - | - |
| Glaziers | +8.900 | 8.900 | 40.00 | .550 | - | .350 | - | ⁶ 0.500 | - | - | - |
| Lathers | 9.100 | 9.400 | 40.00 | .550 | - | .250 | - | - | - | - | - |
| Marble setters | 9.450 | 9.550 | 40.00 | .600 | - | .540 | - | ⁶ .250 | - | 0.010 | - |
| Marble polishers | 9.100 | 9.100 | 40.00 | .500 | - | .400 | - | .750 | - | - | - |
| Surfacing machine operators | 9.100 | 9.100 | 40.00 | .500 | - | .400 | - | .750 | - | - | - |
| Floor surfacing (5 hp and under) | 8.600 | 8.600 | 40.00 | .500 | - | .400 | - | .750 | - | - | - |
| Floor surfacing (over 5 hp) | 9.600 | 9.600 | 40.00 | .500 | - | .400 | - | .750 | - | - | - |
| Mosaic and terrazzo workers | 9.450 | 9.550 | 40.00 | .600 | - | .540 | - | ⁶ .250 | - | .010 | - |
| Painters | 8.800 | 8.800 | 40.00 | .550 | - | .500 | - | - | - | .020 | - |
| Scaffold | 9.200 | 9.200 | 40.00 | .550 | - | .500 | - | - | - | .020 | - |
| Spray | 9.300 | 9.300 | 40.00 | .550 | - | .500 | - | - | - | .020 | - |
| Residential (repaint) | 6.300 | 6.300 | 40.00 | .550 | - | .500 | - | - | - | .020 | - |
| Paperhangers | 9.050 | 9.050 | 40.00 | .550 | - | .500 | - | - | - | .020 | - |
| Pipefitters, commercial | +9.730 | 9.730 | 40.00 | 1.080 | - | 1.000 | - | ⁶ .500 | - | .070 | - |
| Pipefitters, residential | 5.626 | 5.790 | 40.00 | 1.080 | - | 1.000 | - | - | - | .070 | - |
| Plasterers | 9.450 | 9.550 | 40.00 | .600 | - | .540 | - | ⁶ .250 | - | .010 | - |
| Plumbers | +9.740 | ²⁶ 7.820 | 40.00 | .920 | - | 1.050 | - | ⁶ .600 | - | .080 | - |
| Reinforcing iron workers | 9.750 | 9.750 | 40.00 | .750 | - | .580 | - | - | - | .040 | - |
| Roofers, composition | 9.270 | 9.270 | 40.00 | .830 | - | .350 | - | - | - | ⁶ .500 | - |
| Roofers, slate and tile | +9.520 | 9.520 | 40.00 | .830 | - | .350 | - | - | - | ⁶ .500 | - |
| Sheet-metal workers: | | | | | | | | | | | |
| Commercial | +9.950 | 9.950 | 40.00 | .750 | - | .500 | - | ⁶ .600 | - | .100 | - |
| Residential: | | | | | | | | | | | |
| Agreement A | 5.550 | 5.550 | 40.00 | .750 | - | .500 | - | - | - | .100 | - |
| Agreement B | 4.200 | 4.200 | 40.00 | .750 | - | .500 | - | - | - | .100 | - |
| Stonemasons | 9.450 | 9.550 | 40.00 | .600 | - | .540 | - | ⁶ .250 | - | .010 | - |
| Structural-iron workers | 9.750 | 9.750 | 40.00 | .750 | - | .580 | - | - | - | .040 | - |
| Tile layers | 9.450 | 9.550 | 40.00 | .600 | - | .540 | - | ⁶ .250 | - | .010 | - |
| Helpers and laborers | | | | | | | | | | | |
| Bricklayers' tenders | 6.620 | 6.700 | 40.00 | 1.000 | - | .370 | - | - | - | .200 | - |
| Building laborers, | 6.520 | 6.600 | 40.00 | 1.000 | - | .370 | - | - | - | .200 | - |
| Elevator constructors' helpers | 7.510 | 7.640 | 40.00 | .545 | - | .350 | - | - | 6.00 | .020 | 2.30 |
| Marble, tile, and terrazzo workers' laborers | 8.250 | 8.250 | 40.00 | .500 | - | .400 | - | .750 | - | - | - |
| Pipefitters' helpers | 4.092 | 4.210 | 40.00 | 1.080 | - | 1.000 | - | - | - | .070 | - |
| Plasterers' laborers | 6.800 | 6.880 | 40.00 | .950 | - | .450 | - | - | - | .050 | - |
| Plumbers' laborers | 6.520 | 6.600 | 40.00 | 1.000 | - | .370 | - | - | - | .200 | - |
| Roofers' helpers | 5.620 | 5.620 | 40.00 | .300 | - | .150 | - | ⁶ .500 | - | - | - |
| Kettlemen and mortar-men | 6.520 | 6.520 | 40.00 | .300 | - | .150 | - | ⁶ .500 | - | - | - |

See footnotes at end of table.

Table 20. Wage rates, hours, and employer contributions for selected benefits: Selected cities—Continued

(Union hourly wage rates, July 1, 1976, and wage rates, straight-time weekly hours, and employer insurance, pension, vacation, and other contributions to funds in the building trades, July 1, 1977)

| City and job classification | July 1, 1976 | July 1, 1977 | | | | | | | | | |
|--|----------------------------|----------------------------|-----------------------------|---|---------|---------|---------|----------|---------|--------------------|---------|
| | Rate per hour ¹ | Rate per hour ¹ | Hours per week ² | Employer contributions for selected benefits ³ | | | | | | | |
| | | | | Insurance ⁴ | | Pension | | Vacation | | Other ⁵ | |
| | | | | Dollars | Percent | Dollars | Percent | Dollars | Percent | Dollars | Percent |
| Miami, Fla.—Continued | | | | | | | | | | | |
| Highway and street construction | | | | | | | | | | | |
| Journeyman | | | | | | | | | | | |
| Piledrivers | \$7.400 | \$8.100 | 40.00 | 0.550 | - | 0.700 | - | - | - | 0.020 | - |
| Other heavy construction | | | | | | | | | | | |
| Journeyman | | | | | | | | | | | |
| Engineers—Power equipment operators: | | | | | | | | | | | |
| Class A—Cranes, derricks, hoists (2 drums) | | | | | | | | | | | |
| | 8.300 | 8.550 | 40.00 | .500 | - | .450 | - | - | - | - | - |
| Class B—Draglines, backhoes, hoists (1 drum), gradealls, graders | | | | | | | | | | | |
| | 7.310 | 7.510 | 40.00 | .500 | - | .450 | - | - | - | - | - |
| Class C—Bulldozers, forklifts, winch trucks, front-end loaders, pumps (3 in or larger) | | | | | | | | | | | |
| | 7.060 | 7.310 | 40.00 | .500 | - | .450 | - | - | - | - | - |
| Class D—Compressors, (above 125 cfm), (scrapers, trenchers) | | | | | | | | | | | |
| | 6.660 | 6.860 | 40.00 | .500 | - | .450 | - | - | - | - | - |
| Class E—Finishing machines, tractors, oilers | | | | | | | | | | | |
| | 6.360 | 6.560 | 40.00 | .500 | - | .450 | - | - | - | - | - |
| Piledrivers | 7.400 | 8.100 | 40.00 | .550 | - | .700 | - | - | - | .020 | - |
| Milwaukee, Wisc. | | | | | | | | | | | |
| Building construction | | | | | | | | | | | |
| Journeyman | | | | | | | | | | | |
| Asbestos workers | 10.220 | 11.150 | 40.00 | .700 | - | .800 | - | 1.000 | - | .040 | - |
| Boilermakers | 9.450 | 10.300 | 40.00 | .850 | - | 1.000 | - | - | - | - | - |
| Bricklayers | 10.240 | 10.610 | 40.00 | 1.070 | - | .900 | - | .550 | - | .160 | - |
| Sewer tunnel, caisson | 10.240 | 10.610 | 40.00 | 1.070 | - | .900 | - | .550 | - | .160 | - |
| Truck pointers | 10.240 | 10.610 | 40.00 | 1.070 | - | .900 | - | .550 | - | .160 | - |
| Carpenters | 9.760 | 10.370 | 40.00 | .800 | - | .800 | - | .500 | - | .070 | - |
| Cement finishers | 9.340 | 9.830 | 40.00 | 1.000 | - | .800 | - | .500 | - | .070 | - |
| Electricians (inside wires) | 10.580 | 11.130 | 40.00 | .920 | - | .350 | 3.00 | - | 7.00 | - | 4.00 |
| Elevator constructors | 10.520 | 11.715 | 40.00 | .545 | - | .350 | - | - | 6.00 | .020 | 2.31 |
| Engineers—Power equipment operators: | | | | | | | | | | | |
| Heavy equipment: Cranes, derricks, shovels | | | | | | | | | | | |
| | 10.020 | 10.670 | 40.00 | .750 | - | .900 | - | - | - | .100 | - |

See footnotes at end of table.

Table 20. Wage rates, hours, and employer contributions for selected benefits: Selected cities—Continued

(Union hourly wage rates, July 1, 1976, and wage rates, straight-time weekly hours, and employer insurance, pension, vacation, and other contributions to funds in the building trades, July 1, 1977)

| City and job classification | July 1, 1976 | July 1, 1977 | | | | | | | | | |
|---|----------------------------|----------------------------|-----------------------------|---|---------|---------|---------|--------------------|---------|--------------------|---------|
| | Rate per hour ¹ | Rate per hour ¹ | Hours per week ² | Employer contributions for selected benefits ³ | | | | | | | |
| | | | | Insurance ⁴ | | Pension | | Vacation | | Other ⁵ | |
| | | | | Dollars | Percent | Dollars | Percent | Dollars | Percent | Dollars | Percent |
| Milwaukee, Wisc.—Continued | | | | | | | | | | | |
| Building construction—Continued | | | | | | | | | | | |
| Journeyman—Continued | | | | | | | | | | | |
| Medium equipment: | | | | | | | | | | | |
| Mixers | \$9.470 | \$10.120 | 40.00 | 0.750 | - | 0.900 | - | - | - | 0.100 | - |
| Tractors or bulldozers over 40 horsepower | 9.770 | 10.420 | 40.00 | .750 | - | .900 | - | - | - | .100 | - |
| Light equipment: | | | | | | | | | | | |
| Firemen (piledriver and derrick) | 9.160 | 9.810 | 40.00 | .750 | - | .900 | - | - | - | .100 | - |
| Pumps | 8.920 | 9.570 | 40.00 | .750 | - | .900 | - | - | - | .100 | - |
| Hoists, forklifts, boats | 9.370 | 10.020 | 40.00 | .750 | - | .900 | - | - | - | .100 | - |
| Glaziers | 9.590 | 10.190 | 40.00 | .920 | - | .700 | - | ⁶ 0.500 | - | - | - |
| Lathers | 9.060 | 9.560 | 40.00 | .850 | - | .800 | - | .910 | - | .050 | - |
| Marble setters | 8.810 | 9.580 | 40.00 | 1.070 | - | .900 | - | .550 | - | .11 | - |
| Mosaic and terrazzo workers | 9.070 | 10.310 | 40.00 | 1.070 | - | .900 | - | .470 | - | .090 | - |
| Painters | 8.850 | 9.450 | 40.00 | .960 | - | .800 | - | .500 | - | .040 | - |
| Swing stage: | | | | | | | | | | | |
| To 80 feet | 9.000 | 9.600 | 40.00 | .960 | - | .800 | - | .500 | - | .040 | - |
| 80 feet and over | 9.100 | 9.700 | 40.00 | .960 | - | .800 | - | .500 | - | .040 | - |
| Spray | 9.200 | 9.800 | 40.00 | .960 | - | .800 | - | .500 | - | .040 | - |
| Structural steel | 9.200 | 9.800 | 40.00 | .960 | - | .800 | - | .500 | - | .040 | - |
| Drywall | 9.200 | 9.800 | 40.00 | .960 | - | .800 | - | .500 | - | .040 | - |
| Paperhangers | 8.950 | 9.550 | 40.00 | .960 | - | .800 | - | .500 | - | .040 | - |
| Pipefitters and steamfitters | 10.160 | 10.660 | 40.00 | 1.100 | - | .800 | - | ⁶ .500 | - | .120 | - |
| Sprinkler fitters | 10.050 | 10.450 | 40.00 | .650 | - | .950 | - | 1.700 | - | - | - |
| Plasterers | 9.060 | 9.560 | 40.00 | 1.000 | - | .800 | - | .750 | - | .060 | - |
| Plumbers | 10.330 | 10.430 | 40.00 | 1.000 | - | 1.000 | - | ⁶ .550 | - | .150 | - |
| Reinforcing iron workers | 10.060 | 10.660 | 40.00 | 1.100 | - | .800 | - | 1.150 | - | .040 | - |
| Roofers, composition | 9.710 | 10.250 | 40.00 | .900 | - | .800 | - | .500 | - | .070 | - |
| Damp and waterproof roofers | 9.710 | 10.250 | 40.00 | .900 | - | .800 | - | .500 | - | .070 | - |
| Kettlemen | 9.710 | 10.250 | 40.00 | .900 | - | .800 | - | .500 | - | .070 | - |
| Mastic spreaders | 9.910 | 10.450 | 40.00 | .900 | - | .800 | - | .500 | - | .070 | - |
| Roofers, slate and tile | 9.860 | 10.400 | 40.00 | .900 | - | .800 | - | .500 | - | .070 | - |
| Sheet-metal workers | 9.410 | 10.610 | 40.00 | .910 | - | 1.070 | - | .750 | - | .110 | - |
| Stonemasons | 10.240 | 10.610 | 40.00 | 1.070 | - | .900 | - | .550 | - | .160 | - |
| Structural-iron workers | 10.060 | 10.660 | 40.00 | 1.100 | - | .800 | - | 1.150 | - | .040 | - |
| Machinery movers riggers, stone derrick men | 10.060 | 10.660 | 40.00 | 1.100 | - | .800 | - | 1.150 | - | .040 | - |
| Tile layers | 9.350 | 9.800 | 40.00 | .600 | - | .800 | - | .550 | - | - | - |
| Helpers and laborers | | | | | | | | | | | |
| Bricklayers' tenders | 8.290 | 9.140 | 40.00 | .750 | - | .800 | - | .500 | - | .070 | - |
| Hod carriers and mortar mixers | 8.400 | 9.250 | 40.00 | .750 | - | .800 | - | .500 | - | .070 | - |
| Building laborers | 8.290 | 9.140 | 40.00 | .750 | - | .800 | - | .500 | - | .070 | - |
| Composition roofers' helpers | 6.800 | 7.180 | 40.00 | .900 | - | .800 | - | .500 | - | .070 | - |
| Elevator constructors' helpers | 7.370 | 8.200 | 40.00 | .545 | - | .350 | - | - | 6.00 | .020 | 2.31 |

See footnotes at end of table.

Table 20. Wage rates, hours, and employer contributions for selected benefits: Selected cities—Continued

(Union hourly wage rates, July 1, 1976, and wage rates, straight-time weekly hours, and employer insurance, pension, vacation, and other contributions to funds in the building trades, July 1, 1977)

| City and job classification | July 1, 1976 | July 1, 1977 | | | | | | | | | |
|---|----------------------------|----------------------------|-----------------------------|---|---------|---------|---------|----------|---------|--------------------|---------|
| | Rate per hour ¹ | Rate per hour ¹ | Hours per week ² | Employer contributions for selected benefits ³ | | | | | | | |
| | | | | Insurance ⁴ | | Pension | | Vacation | | Other ⁵ | |
| | | | | Dollars | Percent | Dollars | Percent | Dollars | Percent | Dollars | Percent |
| Milwaukee, Wisc.—Continued | | | | | | | | | | | |
| Building construction—Continued | | | | | | | | | | | |
| Helpers and laborers—Continued | | | | | | | | | | | |
| Marble setters' helpers | \$8.420 | \$8.920 | 40.00 | 0.300 | - | 0.800 | - | 0.550 | - | - | - |
| Plasterers' laborers | 8.530 | 9.250 | 40.00 | .750 | - | .800 | - | .500 | - | 0.070 | - |
| Plumbers' laborers: | | | | | | | | | | | |
| First | 8.960 | 9.410 | 40.00 | .800 | - | .800 | - | .500 | - | .050 | - |
| Second | 8.850 | 9.300 | 40.00 | .800 | - | .800 | - | .500 | - | .050 | - |
| Terrazzo workers' | | | | | | | | | | | |
| helpers | 8.600 | 9.650 | 40.00 | .300 | - | .800 | - | .550 | - | - | - |
| Base machine operators | 8.820 | 9.870 | 40.00 | .300 | - | .800 | - | .550 | - | - | - |
| Floor machine operators | 8.600 | 9.650 | 40.00 | .300 | - | .800 | - | .550 | - | - | - |
| Tile layers' helpers | 8.500 | 9.000 | 40.00 | .300 | - | .800 | - | .550 | - | - | - |
| Highway and street construction | | | | | | | | | | | |
| Journeyman | | | | | | | | | | | |
| Carpenters | 9.760 | 10.370 | 40.00 | .800 | - | .800 | - | .500 | - | .010 | - |
| Millwrights | 10.190 | 10.890 | 40.00 | .800 | - | .800 | - | .500 | - | .010 | - |
| Piledrivers | 9.760 | 10.910 | 40.00 | .800 | - | .800 | - | .500 | - | .010 | - |
| Cement finishers | 9.340 | 9.830 | 40.00 | 1.000 | - | .800 | - | .500 | - | .070 | - |
| Engineers—Power equipment operators: | | | | | | | | | | | |
| Heavy—Bituminous paver | 9.770 | 10.420 | 40.00 | .750 | - | .650 | - | - | - | .100 | - |
| Medium equipment: | | | | | | | | | | | |
| Concrete mixers | 9.510 | 10.160 | 40.00 | .750 | - | .650 | - | - | - | .100 | - |
| Light equipment: | | | | | | | | | | | |
| Compressors (300 cfm or more) | 9.220 | 9.870 | 40.00 | .750 | - | .650 | - | - | - | .100 | - |
| Concrete breaker and tamper, concrete spreader | 9.340 | 9.990 | 40.00 | .750 | - | .650 | - | - | - | .100 | - |
| Crusher or screening plant, automatic belt conveyor | 9.130 | 9.780 | 40.00 | .750 | - | .650 | - | - | - | .100 | - |
| Pumps, oiler | 9.010 | 9.660 | 40.00 | .750 | - | .650 | - | - | - | .100 | - |
| Screed (bituminous paver), shouldering machine | 9.420 | 10.070 | 40.00 | .750 | - | .650 | - | - | - | .100 | - |
| Firemen | 9.260 | 9.910 | 40.00 | .750 | - | .650 | - | - | - | .100 | - |
| Structural iron workers | 10.060 | 10.660 | 40.00 | 1.100 | - | .800 | - | 1.150 | - | .190 | - |
| Helpers and laborers | | | | | | | | | | | |
| General laborers | 8.340 | 8.940 | 40.00 | .750 | - | .800 | - | .500 | - | .070 | - |
| Asphalt laborers | 7.860 | 8.210 | 40.00 | .750 | - | .800 | - | .250 | - | .020 | - |
| Laborers (state work) | 7.860 | 8.210 | 40.00 | .750 | - | .800 | - | .250 | - | .020 | - |

See footnotes at end of table.

Table 20. Wage rates, hours, and employer contributions for selected benefits: Selected cities—Continued

(Union hourly wage rates, July 1, 1976, and wage rates, straight-time weekly hours, and employer insurance, pension, vacation, and other contributions to funds in the building trades, July 1, 1977)

| City and job classification | July 1, 1976 | July 1, 1977 | | | | | | | | | |
|---------------------------------------|----------------------------|----------------------------|-----------------------------|---|---------|---------|---------|--------------------|---------|--------------------|---------|
| | Rate per hour ¹ | Rate per hour ¹ | Hours per week ² | Employer contributions for selected benefits ³ | | | | | | | |
| | | | | Insurance ⁴ | | Pension | | Vacation | | Other ⁵ | |
| | | | | Dollars | Percent | Dollars | Percent | Dollars | Percent | Dollars | Percent |
| Milwaukee, Wisc.—Continued | | | | | | | | | | | |
| Other heavy construction | | | | | | | | | | | |
| Journeyman | | | | | | | | | | | |
| Carpenters | \$9.760 | \$10.370 | 40.00 | 0.800 | - | 0.800 | - | 0.500 | - | 0.010 | - |
| Millwrights | 10.190 | 10.890 | 40.00 | .800 | - | .800 | - | .500 | - | .010 | - |
| Piledrivers, wharf and bridge | 9.760 | 10.910 | 40.00 | .800 | - | .800 | - | .500 | - | .010 | - |
| Cement finishers | 9.490 | 10.080 | 40.00 | 1.000 | - | .800 | - | .500 | - | .070 | - |
| Engineers—Power equipment operators: | | | | | | | | | | | |
| Heavy equipment: | | | | | | | | | | | |
| Cranes, derricks, shovels | 10.020 | 10.670 | 40.00 | .750 | - | .900 | - | - | - | .100 | - |
| Medium equipment: | | | | | | | | | | | |
| Mixers | 9.470 | 10.120 | 40.00 | .750 | - | .900 | - | - | - | .100 | - |
| Light equipment: | | | | | | | | | | | |
| Compressors (300 cfm or more) | 9.160 | 9.810 | 40.00 | .750 | - | .900 | - | - | - | .100 | - |
| Pumps, oilers | 8.920 | 9.570 | 40.00 | .750 | - | .900 | - | - | - | .100 | - |
| Crushers or screening plants | 9.160 | 9.810 | 40.00 | .750 | - | .900 | - | - | - | .100 | - |
| Bulldozer, material hoists | 9.770 | 10.420 | 40.00 | .750 | - | .900 | - | - | - | .100 | - |
| A-frames and winch trucks | 9.370 | 10.020 | 40.00 | .750 | - | .900 | - | - | - | .100 | - |
| Structural iron workers | 10.060 | 10.660 | 40.00 | 1.100 | - | .800 | - | 1.150 | - | .190 | - |
| Helpers and laborers | | | | | | | | | | | |
| General laborers | 8.820 | 9.270 | 40.00 | .800 | - | .800 | - | .500 | - | .050 | - |
| Utility laborers | 7.700 | 8.000 | 40.00 | .800 | - | .800 | - | .500 | - | .050 | - |
| Minneapolis-St. Paul, Minn. | | | | | | | | | | | |
| Building construction | | | | | | | | | | | |
| Journeyman | | | | | | | | | | | |
| Minneapolis-St. Paul: | | | | | | | | | | | |
| Asbestos workers | 9.480 | 10.230 | 40.00 | .600 | - | .650 | - | ⁶ 1.000 | - | - | - |
| Boilermakers | 9.450 | 10.300 | 40.00 | .850 | - | 1.000 | - | - | - | - | - |
| Elevator constructors | 9.350 | 10.870 | 40.00 | .545 | - | .350 | - | .560 | 6.00 | .020 | 2.31 |
| Engineers—Power equipment operators: | | | | | | | | | | | |
| Heavy equipment: | | | | | | | | | | | |
| Cranes, shovels, derricks | 10.250 | 10.900 | 40.00 | .450 | - | .400 | - | - | - | - | - |
| Pumpcrete operators | 10.130 | 10.780 | 40.00 | .450 | - | .400 | - | - | - | - | - |
| Medium equipment: | | | | | | | | | | | |
| Hoists, 1-drum; concrete mixers | 10.050 | 10.700 | 40.00 | .450 | - | .400 | - | - | - | - | - |

See footnotes at end of table.

Table 20. Wage rates, hours, and employer contributions for selected benefits: Selected cities—Continued

(Union hourly wage rates, July 1, 1976, and wage rates, straight-time weekly hours, and employer insurance, pension, vacation, and other contributions to funds in the building trades, July 1, 1977)

| City and job classification | July 1, 1976 | July 1, 1977 | | | | | | | | | |
|--|----------------------------|----------------------------|-----------------------------|---|---------|---------|---------|-------------------|---------|--------------------|---------|
| | Rate per hour ¹ | Rate per hour ¹ | Hours per week ² | Employer contributions for selected benefits ³ | | | | | | | |
| | | | | Insurance ⁴ | | Pension | | Vacation | | Other ⁵ | |
| | | | | Dollars | Percent | Dollars | Percent | Dollars | Percent | Dollars | Percent |
| Minneapolis-St. Paul, Minn.—Continued | | | | | | | | | | | |
| Building construction—Continued | | | | | | | | | | | |
| Journeyman—Continued | | | | | | | | | | | |
| Mechanics or welders | \$10.130 | \$10.780 | 40.00 | 0.450 | - | 0.400 | - | - | - | - | - |
| Light equipment: | | | | | | | | | | | |
| Compressors | 9.500 | 10.150 | 40.00 | .450 | - | .400 | - | - | - | - | - |
| Firemen, 1st | | | | | | | | | | | |
| Class license | 9.786 | 10.430 | 40.00 | .450 | - | .400 | - | - | - | - | - |
| Oilers | 9.050 | 9.700 | 40.00 | .450 | - | .400 | - | - | - | - | - |
| Glaziers | 9.100 | 9.750 | 40.00 | .460 | - | .500 | - | 0.350 | - | 0.030 | - |
| Machinists | 9.600 | 10.600 | 40.00 | - | - | - | - | - | 10.00 | .245 | - |
| Mosaic and terrazzo workers | 9.690 | 10.710 | 40.00 | .640 | - | .250 | - | - | - | - | - |
| Reinforcing iron workers | 10.350 | 10.850 | 40.00 | .750 | - | .600 | - | - | - | - | - |
| Roofers, composition | 9.060 | 10.310 | 40.00 | .690 | - | .350 | - | - | - | .040 | - |
| Roofers, slate and tile | 9.060 | 10.310 | 40.00 | .690 | - | .350 | - | - | - | .040 | - |
| Structural-iron workers | 10.350 | 10.850 | 40.00 | .750 | - | .600 | - | - | - | - | - |
| Finishers | 10.350 | 10.850 | 40.00 | .750 | - | .600 | - | - | - | - | - |
| Tile layers | 7.908 | 8.340 | 40.00 | .620 | 7.50 | .500 | 6.00 | ⁶ .410 | 10.00 | ⁶ .330 | 1.50 |
| Minneapolis: | | | | | | | | | | | |
| Bricklayers | 9.660 | 10.010 | 40.00 | .655 | - | .530 | - | .560 | - | .050 | - |
| Cement block layers | 9.660 | 10.010 | 40.00 | .655 | - | .530 | - | .560 | - | .050 | - |
| Blocklayers, pointers, swing stage | 9.960 | 10.010 | 40.00 | .655 | - | .530 | - | .560 | - | .050 | - |
| Carpenters: | | | | | | | | | | | |
| Outside | 9.210 | 9.860 | 40.00 | .500 | - | .500 | - | .500 | 6.00 | .030 | 2.31 |
| Millwrights | 9.210 | 9.860 | 40.00 | .500 | - | .500 | - | .500 | 6.00 | .030 | 2.31 |
| Piledrivers | 9.210 | 9.860 | 40.00 | .500 | - | .500 | - | .500 | 6.00 | .030 | 2.31 |
| Cement finishers | 9.680 | 10.130 | 40.00 | .600 | - | .600 | - | - | - | - | - |
| Composition floor finishers | 9.930 | 10.380 | 40.00 | .600 | - | .600 | - | - | - | - | - |
| Electricians (inside wirers) | 10.030 | 10.600 | 40.00 | - | 7.50 | - | 6.00 | - | 10.00 | - | 1.50 |
| Lathers | 9.080 | 9.710 | 40.00 | .450 | - | .350 | - | .400 | - | .450 | - |
| Marble setters | 9.315 | 9.795 | 40.00 | .655 | - | .530 | - | ⁶ .560 | - | .100 | - |
| Painters: | | | | | | | | | | | |
| Brush | 9.130 | 9.680 | 40.00 | .550 | - | .250 | - | ⁶ .300 | - | ⁶ .190 | - |
| Steel and swing stage—Spray | 9.630 | 11.280 | 40.00 | .550 | - | .250 | - | ⁶ .300 | - | ⁶ .190 | - |
| Pipefitters | 9.640 | 10.240 | 40.00 | .530 | - | .500 | - | 1.250 | - | .030 | - |
| Sprinkler fitters | 9.480 | 10.880 | 40.00 | .650 | - | .900 | - | ⁶ .500 | - | .220 | - |
| Plasterers | 9.500 | 10.150 | 40.00 | .450 | - | .200 | - | .700 | - | .150 | - |
| Plumbers | 9.640 | 10.240 | 40.00 | .530 | - | .500 | - | 1.350 | - | .220 | - |
| Sheet-metal workers | 9.980 | 10.520 | 40.00 | .520 | - | .710 | - | 1.000 | - | .100 | - |
| Stonemasons | 9.660 | 10.010 | 40.00 | .655 | - | .530 | - | .560 | - | .050 | - |
| Bricklayers | 9.660 | 10.010 | 40.00 | .655 | - | .530 | - | .560 | - | .050 | - |
| Blocklayers | 9.660 | 10.010 | 40.00 | .655 | - | .530 | - | .560 | - | .050 | - |
| Pointers, caulkers, when done on swing stage | 9.960 | 10.310 | 40.00 | .655 | - | .530 | - | .560 | - | .050 | - |

See footnotes at end of table.

Table 20. Wage rates, hours, and employer contributions for selected benefits: Selected cities—Continued

(Union hourly wage rates, July 1, 1976, and wage rates, straight-time weekly hours, and employer insurance, pension, vacation, and other contributions to funds in the building trades, July 1, 1977)

| City and job classification | July 1, 1976 | July 1, 1977 | | | | | | | | | |
|---|-------------------------------|-------------------------------|-----------------------------------|---|---------|---------|---------|-------------------|---------|--------------------|---------|
| | Rate per hour ¹ | Rate per hour ¹ | Hours per week ² | Employer contributions for selected benefits ³ | | | | | | | |
| | | | | Insurance ⁴ | | Pension | | Vacation | | Other ⁵ | |
| | | | | Dollars | Percent | Dollars | Percent | Dollars | Percent | Dollars | Percent |
| Minneapolis-St. Paul, Minn. —Continued | | | | | | | | | | | |
| Building construction —Continued | | | | | | | | | | | |
| Journeyman —Continued | | | | | | | | | | | |
| Carpenters: | | | | | | | | | | | |
| Outside | \$9.210 | \$9.860 | 40.00 | 0.500 | - | 0.500 | - | 0.500 | - | - | - |
| Millwrights | 9.210 | 9.860 | 40.00 | .500 | - | .500 | - | .500 | - | - | - |
| Piledrivers | 9.210 | 9.860 | 40.00 | .500 | - | .500 | - | .500 | - | - | - |
| Cement finishers | 9.680 | 10.130 | 40.00 | .600 | - | .600 | - | - | - | 0.030 | - |
| Electricans (in- side wirens) | 10.050 | 10.650 | 40.00 | - | 5.75 | - | 6.00 | - | 7.50 | - | 5.12 |
| Lathers | 8.930 | 9.580 | 40.00 | .500 | - | .500 | - | .910 | - | .080 | - |
| Marble masons | 9.315 | 9.495 | 40.00 | .655 | - | .530 | - | ⁶ .560 | - | .100 | - |
| Pipefitters and steamfitters | 9.470 | 10.070 | 40.00 | .530 | - | .500 | - | 1.520 | - | .020 | - |
| Paperhangers | 9.050 | 9.600 | 40.00 | .550 | - | .250 | - | ⁶ .500 | - | .100 | - |
| Painters: | | | | | | | | | | | |
| Brush | 9.050 | 9.600 | 40.00 | .550 | - | .250 | - | ⁶ .500 | - | .100 | - |
| Steel and swing stage - spray | 9.550 | 10.200 | 40.00 | .550 | - | .250 | - | ⁶ .500 | - | .100 | - |
| Plasterers | 9.240 | 9.890 | 40.00 | .700 | - | .250 | - | .650 | - | .070 | - |
| Plumbers | 9.470 | 10.070 | 40.00 | .530 | - | .500 | - | .670 | - | .930 | - |
| Sheet-metal workers | 9.710 | 10.210 | 40.00 | .690 | - | .800 | - | 1.050 | - | .080 | - |
| Stonemasons | 9.660 | 10.010 | 40.00 | .655 | - | .530 | - | .560 | - | .050 | - |
| Helpers and laborers | | | | | | | | | | | |
| Minneapolis-St. Paul: | | | | | | | | | | | |
| Elevator constructors' helpers: | | | | | | | | | | | |
| First 6 months | 4.675 | 5.435 | 40.00 | .545 | - | .350 | - | .560 | 6.00 | .020 | 2.31 |
| After 6 months | 6.545 | 7.610 | 40.00 | .545 | - | .350 | - | ⁶ .560 | 6.00 | .020 | 2.31 |
| Marble setters' helpers | 8.010 | 8.490 | 40.00 | .620 | - | .500 | - | .380 | - | ⁶ .310 | - |
| Plumber laborers: | | | | | | | | | | | |
| First man | 8.100 | 8.700 | 40.00 | .450 | - | .450 | - | .450 | - | .030 | - |
| Second man | 7.900 | 8.500 | 40.00 | .450 | - | .450 | - | ⁶ .450 | - | .030 | - |
| Terrazzo workers' helpers: | | | | | | | | | | | |
| 1 year seniority | 8.830 | 9.360 | 40.00 | .640 | - | - | - | ⁶ .340 | - | ⁶ .100 | - |
| 2 years seniority | 8.900 | 9.430 | 40.00 | .640 | - | - | - | ⁶ .340 | - | ⁶ .100 | - |
| Base machine: | | | | | | | | | | | |
| 1 year seniority | 9.160 | 9.690 | 40.00 | .640 | - | - | - | ⁶ .340 | - | ⁶ .100 | - |
| 2 years seniority | 9.230 | 9.760 | 40.00 | .640 | - | - | - | ⁶ .340 | - | ⁶ .100 | - |
| Tile layers' helpers | 8.010 | 8.490 | 40.00 | .620 | - | .500 | - | .380 | - | ⁶ .310 | - |
| Minneapolis: | | | | | | | | | | | |
| Bricklayers' tenders | 7.900 | 8.400 | 40.00 | .450 | - | .450 | - | .400 | - | - | - |
| Mortar mixers | 7.950 | 8.450 | 40.00 | .450 | - | .450 | - | .400 | - | - | - |
| Building laborers | 7.800 | 8.300 | 40.00 | .450 | - | .450 | - | .400 | - | - | - |
| Plasterers' tenders | 10.060 | 10.060 | 40.00 | .450 | - | .350 | - | .650 | - | .150 | - |
| St. Paul: | | | | | | | | | | | |
| Bricklayers' tenders | 7.900 | 8.400 | 40.00 | .450 | - | - | - | .400 | - | - | - |

See footnotes at end of table.

Table 20. Wage rates, hours, and employer contributions for selected benefits: Selected cities—Continued

(Union hourly wage rates, July 1, 1976, and wage rates, straight-time weekly hours, and employer insurance, pension, vacation, and other contributions to funds in the building trades, July 1, 1977)

| City and job classification | July 1, 1976 | July 1, 1977 | | | | | | | | | |
|---|----------------------------|----------------------------|-----------------------------|---|---------|---------|---------|----------|---------|--------------------|---------|
| | Rate per hour ¹ | Rate per hour ¹ | Hours per week ² | Employer contributions for selected benefits ³ | | | | | | | |
| | | | | Insurance ⁴ | | Pension | | Vacation | | Other ⁵ | |
| | | | | Dollars | Percent | Dollars | Percent | Dollars | Percent | Dollars | Percent |
| Minneapolis-St. Paul, Minn.—Continued | | | | | | | | | | | |
| Building construction—Continued | | | | | | | | | | | |
| Helpers and laborers—Continued | | | | | | | | | | | |
| Mortar mixers | \$7.950 | \$8.450 | 40.00 | 0.450 | - | - | - | 0.400 | - | - | - |
| Building laborers | 8.610 | 8.300 | 40.00 | .450 | - | - | - | .400 | - | - | - |
| Plasterers' tenders | - | 9.210 | 40.00 | .450 | - | 0.450 | - | .400 | - | 0.070 | - |
| Highway and street construction | | | | | | | | | | | |
| Journeyman | | | | | | | | | | | |
| Carpenters | 9.210 | 10.160 | 40.00 | .400 | - | .300 | - | .500 | - | - | - |
| Cement finishers | 9.680 | 10.330 | 40.00 | .500 | - | .500 | - | - | - | - | - |
| Engineers—Power equipment operators: | | | | | | | | | | | |
| Heavy equipment: | | | | | | | | | | | |
| Shovels to 3 cu. yds. dredge operators and engineers, derrick operators | 10.000 | 10.650 | 40.00 | .450 | - | .400 | - | - | - | - | - |
| Medium equipment: | | | | | | | | | | | |
| Mechanics, welders | 9.780 | 10.430 | 40.00 | .450 | - | .400 | - | - | - | - | - |
| Scrappers | 9.870 | 9.870 | 40.00 | .450 | - | .400 | - | - | - | - | - |
| Light equipment: | | | | | | | | | | | |
| Pumps, compressors, loaders or Barber Greene patrol | 9.100 | 9.750 | 40.00 | .450 | - | .400 | - | - | - | - | - |
| Structural iron workers | 10.350 | 10.850 | 40.00 | .750 | - | .600 | - | - | - | - | - |
| Helpers and laborers | | | | | | | | | | | |
| Construction laborers | 7.750 | 8.250 | 40.00 | .450 | - | .450 | - | .400 | - | - | - |
| Other heavy construction | | | | | | | | | | | |
| Journeyman | | | | | | | | | | | |
| Carpenters | 9.210 | 10.160 | 40.00 | .400 | - | .300 | - | .500 | - | - | - |
| Cement finishers | 9.680 | 10.330 | 40.00 | .500 | - | .500 | - | - | - | - | - |
| Engineers—Power equipment operators: | | | | | | | | | | | |
| Heavy equipment: | | | | | | | | | | | |
| Shovels to 3 cu. yds., dredge operators, engineers, derrick operators | 10.000 | 10.650 | 40.00 | .400 | - | .450 | - | - | - | - | - |

See footnotes at end of table.

Table 20. Wage rates, hours, and employer contributions for selected benefits: Selected cities—Continued

(Union hourly wage rates, July 1, 1976, and wage rates, straight-time weekly hours, and employer insurance, pension, vacation, and other contributions to funds in the building trades, July 1, 1977)

| City and job classification | July 1, 1976 | July 1, 1977 | | | | | | | | | |
|---|----------------------------|----------------------------|-----------------------------|---|---------|---------|---------|-------------------|---------|--------------------|---------|
| | Rate per hour ¹ | Rate per hour ¹ | Hours per week ² | Employer contributions for selected benefits ³ | | | | | | | |
| | | | | Insurance ⁴ | | Pension | | Vacation | | Other ⁵ | |
| | | | | Dollars | Percent | Dollars | Percent | Dollars | Percent | Dollars | Percent |
| Minneapolis-St. Paul, Minn.—Continued | | | | | | | | | | | |
| Other heavy construction—Continued | | | | | | | | | | | |
| Journeyman—Continued | | | | | | | | | | | |
| Medium equipment: | | | | | | | | | | | |
| Mechanics, welders | \$9.780 | \$10.430 | 40.00 | 0.400 | - | 0.450 | - | - | - | - | - |
| Scrapers | 9.870 | 10.520 | 40.00 | .400 | - | .450 | - | - | - | - | - |
| Finishing graders or motor patrol | 10.000 | 10.650 | 40.00 | .400 | - | .450 | - | - | - | - | - |
| Light equipment: | | | | | | | | | | | |
| Pumps, compressors, loaders or Barber Greene operators | 9.100 | 9.750 | 40.00 | .400 | - | .450 | - | - | - | - | - |
| Helpers and laborers | | | | | | | | | | | |
| Construction laborers | 7.750 | 8.250 | 40.00 | .450 | - | .450 | - | 0.400 | - | - | - |
| Nashville-Davidson, Tenn. | | | | | | | | | | | |
| Building construction | | | | | | | | | | | |
| Journeyman | | | | | | | | | | | |
| Asbestos workers | 9.100 | 10.250 | 40.00 | .450 | - | .350 | - | ⁶ .850 | - | - | - |
| Boilermakers | 8.800 | 9.300 | 40.00 | .950 | - | 1.000 | - | - | - | - | - |
| Bricklayers | 8.200 | 9.000 | 40.00 | - | - | .250 | - | - | - | - | - |
| Carpenters | 8.650 | 9.300 | 40.00 | - | - | .250 | - | - | - | 0.020 | - |
| Millwrights | 9.150 | 9.950 | 40.00 | - | - | .250 | - | - | - | .020 | - |
| Cement finishers | 7.050 | 7.550 | 40.00 | .250 | - | - | - | - | - | .020 | - |
| Drywall tapers (finishers) | 7.200 | 8.300 | 40.00 | - | - | .400 | - | - | - | - | - |
| Electricians (inside wires) | 8.600 | 8.950 | 40.00 | .450 | - | - | 3.00 | ⁶ .250 | - | - | 1.00 |
| Elevator constructors | 8.460 | 8.945 | 40.00 | .545 | - | .350 | - | - | 6.00 | .020 | 2.30 |
| Engineers—Power equipment operators: | | | | | | | | | | | |
| Class A—Central compressors, cranes, derricks, draglines, hoists (more than 1 drum), piledrivers, shovels, trench machines (18 in. or over) | 8.300 | 8.850 | 40.00 | .400 | - | .400 | - | - | - | .020 | - |

See footnotes at end of table.

Table 20. Wage rates, hours, and employer contributions for selected benefits: Selected cities—Continued

(Union hourly wage rates, July 1, 1976, and wage rates, straight-time weekly hours, and employer insurance, pension, vacation, and other contributions to funds in the building trades, July 1, 1977)

| City and job classification | July 1, 1976 | July 1, 1977 | | | | | | | | | |
|--|----------------------------|----------------------------|-----------------------------|---|---------|---------|---------|--------------------|---------|--------------------|---------|
| | Rate per hour ¹ | Rate per hour ¹ | Hours per week ² | Employer contributions for selected benefits ³ | | | | | | | |
| | | | | Insurance ⁴ | | Pension | | Vacation | | Other ⁵ | |
| | | | | Dollars | Percent | Dollars | Percent | Dollars | Percent | Dollars | Percent |
| Nashville-Davidson, Tenn.—Continued | | | | | | | | | | | |
| Building construction—Continued | | | | | | | | | | | |
| Journeyman—Continued | | | | | | | | | | | |
| Class B—Blade graders, conveyors, hoists (1 drum), pavers, tandem rollers, tractors, trench machines (18 in. or smaller) | \$7.840 | \$8.350 | 40.00 | 0.400 | - | 0.400 | - | - | - | 0.020 | - |
| Class C—Air compressors (stationary), earth drills, motor crane drivers, oilers, pumps (4 in and larger) | 7.380 | 7.860 | 40.00 | .400 | - | .400 | - | - | - | .020 | - |
| Class D—Air compressors, oilers, welding machine operators, deckhands | 7.010 | 7.460 | 40.00 | .400 | - | .400 | - | - | - | .020 | - |
| Glaziers | 7.650 | 7.750 | 40.00 | .600 | - | .500 | - | ⁶ 0.500 | - | - | 2.30 |
| Lathers | 7.850 | 8.150 | 40.00 | - | - | .200 | - | .400 | - | .070 | - |
| Marble setters | 5.750 | 5.750 | 40.00 | - | - | - | - | - | - | - | - |
| Mosaic and terrazzo workers | 5.750 | 5.750 | 40.00 | - | - | - | - | - | - | - | - |
| Painters | 7.450 | 8.050 | 40.00 | - | - | .400 | - | - | - | - | - |
| Paperhangers | 7.950 | 8.550 | 40.00 | - | - | .400 | - | - | - | - | - |
| Plasterers | 7.400 | 7.900 | 40.00 | .400 | - | .200 | - | ⁶ .250 | - | .070 | - |
| Plumbers and pipefitters | 8.840 | 9.640 | 40.00 | .550 | - | .550 | - | - | - | .070 | - |
| Reinforcing iron workers | 8.900 | 9.450 | 40.00 | .550 | - | .600 | - | - | - | .020 | - |
| Roofers, composition | + 7.150 | 7.550 | 40.00 | .450 | - | .300 | - | .150 | - | - | - |
| Roofers, slate and tile | + 7.400 | 7.800 | 40.00 | .450 | - | .300 | - | .150 | - | - | - |
| Sheet-metal workers | 8.300 | 9.000 | 40.00 | .440 | - | .310 | - | ⁶ .150 | - | .150 | - |
| Stonemasons | 8.200 | 9.000 | 40.00 | - | - | .250 | - | - | - | - | - |
| Structural-iron workers | 8.900 | 9.450 | 40.00 | .550 | - | .600 | - | - | - | .020 | - |
| Tile layers | 5.750 | 5.750 | 40.00 | - | - | - | - | - | - | - | - |
| Helpers and laborers | | | | | | | | | | | |
| Bricklayers' tenders | 5.500 | 6.200 | 40.00 | .250 | - | .270 | - | - | - | .020 | - |
| Building laborers | 5.500 | 6.200 | 40.00 | .250 | - | .270 | - | - | - | .020 | - |
| Composition roofers' helpers | 5.500 | 6.200 | 40.00 | .250 | - | .270 | - | - | - | .020 | - |
| Elevator constructors' helpers | 5.920 | 6.260 | 40.00 | .545 | - | .350 | - | - | 6.00 | .020 | 2.30 |
| Marble setters' helpers | 5.500 | 6.200 | 40.00 | .250 | - | .270 | - | - | - | .020 | - |
| Plasterers' laborers | 5.500 | 6.200 | 40.00 | .250 | - | .270 | - | - | - | .020 | - |
| Plumbers' laborers | 5.500 | 6.200 | 40.00 | .250 | - | .270 | - | - | - | .020 | - |
| Terrazzo workers' laborers | 5.500 | 6.200 | 40.00 | .250 | - | .270 | - | - | - | .020 | - |
| Tile layers' helpers | 5.500 | 6.200 | 40.00 | .250 | - | .270 | - | - | - | .020 | - |

See footnotes at end of table.

Table 20. Wage rates, hours, and employer contributions for selected benefits: Selected cities—Continued

(Union hourly wage rates, July 1, 1976, and wage rates, straight-time weekly hours, and employer insurance, pension, vacation, and other contributions to funds in the building trades, July 1, 1977)

| City and job classification | July 1, 1976 | | July 1, 1977 | | | | | | | | |
|---|----------------------------|----------------------------|-----------------------------|---|---------|---------|---------|--------------------|---------|--------------------|---------|
| | Rate per hour ¹ | Rate per hour ¹ | Hours per week ² | Employer contributions for selected benefits ³ | | | | | | | |
| | | | | Insurance ⁴ | | Pension | | Vacation | | Other ⁵ | |
| | | | | Dollars | Percent | Dollars | Percent | Dollars | Percent | Dollars | Percent |
| Newark, N.J. | | | | | | | | | | | |
| Building construction | | | | | | | | | | | |
| Journeyman | | | | | | | | | | | |
| Asbestos workers | \$10.110 | \$10.250 | 40.00 | - | 9.00 | - | 10.00 | - | 17.00 | 0.080 | - |
| Boilermakers | 10.060 | 10.570 | 35.00 | - | 8.00 | - | 20.00 | - | 10.00 | - | - |
| Bricklayers | 10.350 | 11.000 | 35.00 | 0.920 | - | 0.750 | - | ⁶ 0.500 | - | .020 | - |
| Carpenters | 10.750 | 11.260 | 35.00 | - | 8.00 | - | 7.00 | - | - | - | - |
| Millwrights | 11.000 | 11.510 | 35.00 | - | 8.00 | - | 7.00 | - | - | - | - |
| Piledrivers, dock builders, house movers, and founda- tion workers | 10.920 | 11.450 | 40.00 | 1.400 | - | 1.780 | - | .760 | - | .040 | - |
| Cement finishers | 10.350 | 11.000 | 35.00 | .920 | - | .750 | - | ⁶ .500 | - | .020 | - |
| Electricians (inside wires) | 11.220 | 12.040 | 40.00 | - | 7.00 | - | 10.00 | - | 10.00 | - | - |
| Elevator constructors | 10.760 | 11.110 | 35.00 | .745 | - | 1.703 | - | - | 4.00 | .490 | - |
| Engineers—Power equip- ment operators: | | | | | | | | | | | |
| Heavy equipment: | | | | | | | | | | | |
| Power shovels, cranes | 12.680 | 13.490 | 40.00 | - | 7.00 | - | 10.00 | - | - | - | 10.69 |
| Power cranes on steel erection | 14.390 | 15.310 | 40.00 | - | 7.00 | - | 10.00 | - | - | - | 10.69 |
| Trench machines, pa- ving mixers | 12.680 | 13.490 | 40.00 | - | 7.00 | - | 10.00 | - | - | - | 10.69 |
| Medium equipment: | | | | | | | | | | | |
| Hoists, more than one generator | 11.530 | 12.270 | 40.00 | - | 7.00 | - | 10.00 | - | - | - | 10.69 |
| Central power plants | 12.680 | 13.490 | 40.00 | - | 7.00 | - | 10.00 | - | - | - | 10.69 |
| Concrete tower hoists | 11.530 | 12.270 | 40.00 | - | 7.00 | - | 10.00 | - | - | - | 10.69 |
| Light equipment: | | | | | | | | | | | |
| Air compressors, single pumps | 9.830 | 10.460 | 40.00 | - | 7.00 | - | 10.00 | - | - | - | 10.69 |
| Small mixers | 9.670 | 10.290 | 40.00 | - | 7.00 | - | 10.00 | - | - | - | 10.69 |
| Concrete pumps | 11.750 | 12.500 | 40.00 | - | 7.00 | - | 10.00 | - | - | - | 10.69 |
| Glaziers | 10.250 | 10.350 | 40.00 | .850 | - | 1.250 | - | ⁶ 1.000 | - | .050 | - |
| Lathers | 10.000 | 10.900 | 40.00 | .150 | - | .400 | - | - | - | .170 | - |
| Machinists | 10.850 | 10.850 | 40.00 | .750 | - | .100 | - | - | 10.00 | .417 | - |
| Mosaic and terrazzo workers | 10.030 | 10.730 | 35.00 | .760 | - | 1.500 | - | - | - | .620 | - |
| Painters | 9.400 | 9.850 | 35.00 | .700 | - | .550 | - | .300 | - | - | - |
| Above 3 stories | 10.000 | 10.450 | 35.00 | .700 | - | .550 | - | .300 | - | - | - |
| Drywall tapers | - | 10.600 | 40.00 | .800 | - | 1.200 | - | - | - | .050 | - |
| Pipefitters | 10.490 | 11.250 | 40.00 | - | 7.00 | - | 9.00 | - | 10.00 | - | 1.50 |
| Sprinkler fitters | 10.703 | 11.550 | 40.00 | .650 | - | .950 | - | ⁶ 1.000 | - | .070 | - |
| Plasterers | 10.350 | 11.000 | 35.00 | .920 | - | .750 | - | ⁶ .500 | - | .020 | - |
| Plumbers | 10.625 | 11.575 | 40.00 | .650 | - | 1.000 | - | .850 | - | .225 | - |
| Reinforcing iron workers | 10.820 | ⁶ 10.820 | 40.00 | - | 7.00 | - | 23.00 | - | 10.00 | .020 | 1.00 |
| Roofers, composition | 11.070 | 11.820 | 35.00 | .800 | - | 1.000 | - | - | - | - | - |
| Sheet-metal workers | 11.000 | ⁶ 11.000 | 35.00 | .290 | 4.00 | .060 | 4.00 | - | 8.00 | .090 | - |
| Stonemasons | 10.350 | 11.000 | 35.00 | .920 | - | .750 | - | ⁶ .500 | - | .020 | - |
| Structural-iron workers | 10.820 | ⁶ 10.820 | 40.00 | - | 7.00 | - | 23.00 | - | 10.00 | .020 | 1.00 |
| Tile layers | 8.750 | \$9.150 | 40.00 | .850 | - | 2.100 | - | - | - | .050 | - |
| Helpers and laborers | | | | | | | | | | | |
| Bricklayers' tenders | 7.500 | 8.000 | 35.00 | .600 | - | .600 | - | - | - | .020 | - |

See footnotes at end of table.

Table 20. Wage rates, hours, and employer contributions for selected benefits: Selected cities—Continued

(Union hourly wage rates, July 1, 1976, and wage rates, straight-time weekly hours, and employer insurance, pension, vacation, and other contributions to funds in the building trades, July 1, 1977)

| City and job classification | July 1, 1976 | July 1, 1977 | | | | | | | | | |
|--|----------------------------|----------------------------|-----------------------------|---|---------|---------|---------|----------|---------|--------------------|---------|
| | Rate per hour ¹ | Rate per hour ¹ | Hours per week ² | Employer contributions for selected benefits ³ | | | | | | | |
| | | | | Insurance ⁴ | | Pension | | Vacation | | Other ⁵ | |
| | | | | Dollars | Percent | Dollars | Percent | Dollars | Percent | Dollars | Percent |
| Newark, N.J.—Continued | | | | | | | | | | | |
| Building construction—Continued | | | | | | | | | | | |
| Helpers and laborers—Continued | | | | | | | | | | | |
| Building laborers: | | | | | | | | | | | |
| Agreement A | \$7.500 | \$8.000 | 35.00 | 0.700 | - | 0.700 | - | - | - | 0.020 | - |
| Agreement B | 7.500 | 8.000 | 35.00 | .600 | - | .600 | - | - | - | .020 | - |
| Agreement C | 7.500 | 8.000 | 35.00 | .550 | - | .850 | - | - | - | .020 | - |
| Elevator constructors' helpers | 8.070 | 8.230 | 35.00 | .745 | - | 1.703 | - | - | 4.00 | .490 | - |
| Mosaic and terrazzo workers' helpers | 8.840 | 9.140 | 35.00 | .760 | - | 1.500 | - | - | - | .610 | - |
| Grinders | 8.990 | 9.290 | 35.00 | .760 | - | 1.500 | - | - | - | .610 | - |
| Agreement B | 7.500 | 8.000 | 35.00 | .600 | - | .600 | - | - | - | .020 | - |
| Tile layers' helpers | 8.450 | 9.000 | 40.00 | .840 | - | .510 | - | - | - | .070 | - |
| Highway and street construction | | | | | | | | | | | |
| Journeyman | | | | | | | | | | | |
| Carpenters | 10.750 | 11.260 | 40.00 | - | 8.00 | - | 7.00 | - | - | - | - |
| Millwrights | 11.000 | 11.510 | 40.00 | - | 8.00 | - | 7.00 | - | - | - | - |
| Cement finishers | 8.600 | 8.950 | 40.00 | .700 | - | 1.000 | - | - | - | .363 | - |
| Engineers—Power equipment operators: | | | | | | | | | | | |
| Heavy equipment: | | | | | | | | | | | |
| Shovels, cranes, draglines | 12.680 | 13.490 | 40.00 | - | 7.00 | - | 10.00 | - | - | - | 8.00 |
| Pile driving machines | 12.680 | 13.490 | 40.00 | - | 7.00 | - | 10.00 | - | - | - | 8.00 |
| Backhoes, concrete pavers | 12.680 | 13.490 | 40.00 | - | 7.00 | - | 10.00 | - | - | - | 8.00 |
| Medium equipment: | | | | | | | | | | | |
| Caisson hoists | 11.530 | 12.270 | 40.00 | - | 7.00 | - | 10.00 | - | - | - | 8.00 |
| Shaft hoists | 11.530 | 12.270 | 40.00 | - | 7.00 | - | 10.00 | - | - | - | 8.00 |
| Excavating, carryall, Letourneau | 11.750 | 12.500 | 40.00 | - | 7.00 | - | 10.00 | - | - | - | 8.00 |
| Light equipment: | | | | | | | | | | | |
| Small mixers, pumps | 11.750 | 12.500 | 40.00 | - | 7.00 | - | 10.00 | - | - | - | 8.00 |
| Front end loaders | 10.800 | 11.490 | 40.00 | - | 7.00 | - | 10.00 | - | - | - | 8.00 |
| Conveyors, 125 and over | 11.750 | 12.500 | 40.00 | - | 7.00 | - | 10.00 | - | - | - | 8.00 |
| Concrete pumps | 10.800 | 11.490 | 40.00 | - | 7.00 | - | 10.00 | - | - | - | 8.00 |
| Helpers and laborers | | | | | | | | | | | |
| Jack hammers, chipping hammers, pavement breakers, power buggies | 8.200 | 8.550 | 40.00 | .700 | - | 1.000 | - | - | - | .363 | - |
| Construction laborers, dumpmen, pitmen, flagmen | 7.650 | 8.000 | 40.00 | .700 | - | 1.000 | - | - | - | .363 | - |

See footnotes at end of table.

Table 20. Wage rates, hours, and employer contributions for selected benefits: Selected cities—Continued

(Union hourly wage rates, July 1, 1976, and wage rates, straight-time weekly hours, and employer insurance, pension, vacation, and other contributions to funds in the building trades, July 1, 1977)

| City and job classification | July 1, 1976 | July 1, 1977 | | | | | | | | | |
|--|----------------------------|----------------------------|-----------------------------|---|---------|---------|---------|--------------------|-------------------|--------------------|---------|
| | Rate per hour ¹ | Rate per hour ¹ | Hours per week ² | Employer contributions for selected benefits ³ | | | | | | | |
| | | | | Insurance ⁴ | | Pension | | Vacation | | Other ⁵ | |
| | | | | Dollars | Percent | Dollars | Percent | Dollars | Percent | Dollars | Percent |
| Newark, N.J.—Continued | | | | | | | | | | | |
| Other heavy construction | | | | | | | | | | | |
| Journeyman | | | | | | | | | | | |
| Carpenters | \$10.750 | \$11.260 | 40.00 | - | 8.00 | - | 7.00 | - | - | - | - |
| Millwrights | 11.000 | 11.510 | 40.00 | - | 8.00 | - | 7.00 | - | - | - | - |
| Dock builders, pier carpenters, shorers, house movers, pile drivers and founda- tion workers | 10.920 | 11.450 | 40.00 | 1.400 | - | 1.780 | - | 0.760 | - | 0.040 | - |
| Cement finishers | 8.600 | 8.950 | 40.00 | .700 | - | 1.000 | - | - | - | .363 | - |
| Engineer—Power equip- ment operators: | | | | | | | | | | | |
| Heavy equipment: | | | | | | | | | | | |
| Power shovels, cranes | 12.680 | 13.490 | 40.00 | - | 7.00 | - | 10.00 | - | - | - | 8.00 |
| Power cranes, 140 ft. | 14.390 | 15.310 | 40.00 | - | 7.00 | - | 10.00 | - | - | - | 8.00 |
| Trenching machines, paving mixers | 12.680 | 13.490 | 40.00 | - | 7.00 | - | 10.00 | - | - | - | 8.00 |
| Medium equipment: | | | | | | | | | | | |
| Hoists (1 or 2 drum with more than one generator) | 11.530 | 12.270 | 40.00 | - | 7.00 | - | 10.00 | - | - | - | 8.00 |
| Central power plants (steel erection) | 12.680 | 13.490 | 40.00 | - | 7.00 | - | 10.00 | - | - | - | 8.00 |
| Concrete power hoists | 11.530 | 12.270 | 40.00 | - | 7.00 | - | 10.00 | - | - | - | 8.00 |
| Light equipment: | | | | | | | | | | | |
| Air compressors, single pumps | 10.800 | 11.490 | 40.00 | - | 7.00 | - | 10.00 | - | - | - | 8.00 |
| Small mixers | 9.670 | 10.290 | 40.00 | - | 7.00 | - | 10.00 | - | - | - | 8.00 |
| Concrete pumps | 11.750 | 12.500 | 40.00 | - | 7.00 | - | 10.00 | - | - | - | 8.00 |
| Helpers and laborers | | | | | | | | | | | |
| Jackhammers, chipping hammers, pavement breakers, power buggies | 8.200 | 8.550 | 40.00 | .700 | - | 1.000 | - | - | - | .363 | - |
| Construction laborers, dumpmen, pitmen, flag- men | 7.650 | 8.000 | 40.00 | .700 | - | 1.000 | - | - | - | .363 | - |
| New Bedford, Mass. | | | | | | | | | | | |
| Building construction | | | | | | | | | | | |
| Journeyman | | | | | | | | | | | |
| Asbestos workers | 8.920 | 9.280 | 35.00 | 1.000 | - | 1.180 | - | ⁶ 1.000 | - | - | - |
| Boilermakers | 10.680 | 11.300 | 40.00 | .950 | - | - | 10.00 | - | - | - | - |
| Bricklayers | 10.250 | 10.150 | 40.00 | 1.000 | - | .900 | - | - | - | .090 | - |
| Carpenters | 9.300 | 9.600 | 40.00 | .600 | - | 1.000 | - | - | - | - | - |
| Cement finishers | 10.250 | 10.150 | 40.00 | 1.000 | - | .900 | - | - | - | .090 | - |
| Electricians | 9.600 | 9.600 | 40.00 | .090 | - | .085 | 3.00 | - | ⁶ 4.00 | - | 1.00 |
| Elevator constructors | 10.665 | 11.445 | 40.00 | .545 | - | .350 | - | - | 6.00 | .284 | - |

See footnotes at end of table.

Table 20. Wage rates, hours, and employer contributions for selected benefits: Selected cities—Continued

(Union hourly wage rates, July 1, 1976, and wage rates, straight-time weekly hours, and employer insurance, pension, vacation, and other contributions to funds in the building trades, July 1, 1977)

| City and job classification | July 1, 1976 | July 1, 1977 | | | | | | | | | |
|--|----------------------------|----------------------------|-----------------------------|---|---------|---------|---------|--------------------|---------|--------------------|---------|
| | Rate per hour ¹ | Rate per hour ¹ | Hours per week ² | Employer contributions for selected benefits ³ | | | | | | | |
| | | | | Insurance ⁴ | | Pension | | Vacation | | Other ⁵ | |
| | | | | Dollars | Percent | Dollars | Percent | Dollars | Percent | Dollars | Percent |
| New Bedford, Mass.—Continued | | | | | | | | | | | |
| Building construction—Continued | | | | | | | | | | | |
| Journeyman—Continued | | | | | | | | | | | |
| Engineers—Power equipment operators: | | | | | | | | | | | |
| Group A—Cranes, shovels, draglines, backhoes, hoists, gradealls | \$10.610 | \$11.050 | 40.00 | 1.100 | - | 1.000 | - | - | - | 0.400 | - |
| Group B—Graders, scrapers, bulldozers, rollers, asphalt pavers | 10.490 | 10.930 | 40.00 | 1.100 | - | 1.000 | - | - | - | .400 | - |
| Group C—Pumps, compressors, welding machines, concrete saws, vibrators, single diaphragm pumps | 8.860 | 9.210 | 40.00 | 1.100 | - | 1.000 | - | - | - | .400 | - |
| Glaziers | 8.880 | 8.880 | 40.00 | .520 | - | 1.200 | - | - | - | .044 | - |
| Lathers | 9.450 | 9.850 | 40.00 | .650 | - | .550 | - | - | - | .030 | - |
| Machinists | 9.500 | 10.000 | 40.00 | - | 2.00 | - | - | - | 5.00 | .423 | - |
| Marble setters | 9.750 | 9.800 | 40.00 | .850 | - | 1.100 | - | - | - | - | - |
| Mosaic and terrazzo workers | 9.750 | 9.800 | 40.00 | .850 | - | 1.100 | - | - | - | - | - |
| Painters | 8.300 | 8.750 | 40.00 | .700 | - | .650 | - | - | - | - | - |
| Drywall tapers (finishers) | 8.300 | 8.750 | 40.00 | .700 | - | .650 | - | - | - | - | - |
| Paperhangers | 8.800 | 9.250 | 40.00 | .700 | - | .650 | - | - | - | - | - |
| Pipefitters | 9.900 | 10.350 | 40.00 | .760 | - | 1.160 | - | - | - | .200 | - |
| Plasterers | 10.250 | 10.150 | 40.00 | 1.000 | - | .900 | - | - | - | .090 | - |
| Plumbers | 9.900 | 10.350 | 40.00 | .760 | - | 1.160 | - | - | - | .200 | - |
| Reinforcing iron workers | 9.180 | 9.180 | 40.00 | 1.000 | - | 2.000 | - | ⁶ 0.250 | - | .050 | - |
| Roofers, composition | 8.050 | 8.050 | 40.00 | .750 | - | .300 | - | ⁶ 1.150 | - | - | - |
| Roofers, slate and tile | 8.050 | 8.050 | 40.00 | .750 | - | .300 | - | ⁶ 1.150 | - | - | - |
| Sheet-metal workers | 8.780 | 8.880 | 40.00 | 1.050 | - | 1.000 | - | ⁶ .350 | - | ²⁷ .370 | 3.00 |
| Stonemasons | 10.250 | 10.150 | 40.00 | 1.000 | - | .900 | - | - | - | .090 | - |
| Structural-iron workers | 9.180 | 9.180 | 40.00 | 1.000 | - | 2.000 | - | ⁶ .250 | - | .050 | - |
| Tile layers | 9.750 | 9.800 | 40.00 | .850 | - | 1.100 | - | - | - | - | - |
| Helpers and laborers | | | | | | | | | | | |
| Bricklayers' tenders | 7.750 | 8.000 | 40.00 | .600 | - | .700 | - | - | - | .170 | - |
| Building laborers | 7.500 | 7.750 | 40.00 | .600 | - | .700 | - | ⁶ .000 | - | .170 | - |
| Composition roofers' helpers | 7.350 | 7.350 | 40.00 | .750 | - | .300 | - | 1.150 | - | - | - |
| Elevator constructors' helpers | 7.465 | 8.010 | 40.00 | .545 | - | .350 | - | - | 6.00 | .284 | - |
| Marble setters' helpers | 8.710 | 8.900 | 40.00 | .850 | - | .500 | - | - | - | - | - |
| Plasterers' laborers | 7.750 | 8.000 | 40.00 | .600 | - | .700 | - | - | - | .170 | - |
| Terrazzo workers' | 9.950 | 9.950 | 40.00 | - | - | .750 | - | - | - | .050 | - |
| Tile layers' helpers | 8.710 | 8.900 | 40.00 | .850 | - | .500 | - | - | - | - | - |

See footnotes at end of table.

Table 20. Wage rates, hours, and employer contributions for selected benefits: Selected cities—Continued

(Union hourly wage rates, July 1, 1976, and wage rates, straight-time weekly hours, and employer insurance, pension, vacation, and other contributions to funds in the building trades, July 1, 1977)

| City and job classification | July 1, 1976 | July 1, 1977 | | | | | | | | | |
|---|----------------------------|----------------------------|-----------------------------|---|---------|---------|---------|----------|---------|--------------------|---------|
| | Rate per hour ¹ | Rate per hour ¹ | Hours per week ² | Employer contributions for selected benefits ³ | | | | | | | |
| | | | | Insurance ⁴ | | Pension | | Vacation | | Other ⁵ | |
| | | | | Dollars | Percent | Dollars | Percent | Dollars | Percent | Dollars | Percent |
| New Bedford, Mass.—Continued | | | | | | | | | | | |
| Highway and street construction | | | | | | | | | | | |
| Journeyman | | | | | | | | | | | |
| Engineers—Power equipment operators: | | | | | | | | | | | |
| Group A—Cranes, power shovels, draglines, backhoes, shaft hoists, gradealls | | | | | | | | | | | |
| | \$10.610 | \$11.050 | 40.00 | 1.100 | - | 1.000 | - | - | - | 0.400 | - |
| Group B—Graders, scrapers, bulldozers, rollers, asphalt pavers | | | | | | | | | | | |
| | 10.490 | 10.930 | 40.00 | 1.100 | - | 1.000 | - | - | - | .400 | - |
| Group C—Pumps, compressors, welding machines, concrete mixers | | | | | | | | | | | |
| | 8.860 | 9.210 | 40.00 | 1.100 | - | 1.000 | - | - | - | .400 | - |
| Helpers and laborers | | | | | | | | | | | |
| Construction laborers | | | | | | | | | | | |
| | 7.500 | 7.750 | 40.00 | .600 | - | .700 | - | - | - | .180 | - |
| Other heavy construction | | | | | | | | | | | |
| Journeyman | | | | | | | | | | | |
| Engineers—Power equipment operators: | | | | | | | | | | | |
| Group A—Cranes, power shovels, draglines, backhoes, shaft hoists, gradealls | | | | | | | | | | | |
| | 10.610 | 11.050 | 40.00 | 1.100 | - | 1.000 | - | - | - | .400 | - |
| Group B—Graders, scrapers, bulldozers, rollers, asphalt pavers | | | | | | | | | | | |
| | 10.490 | 10.930 | 40.00 | 1.100 | - | 1.000 | - | - | - | .400 | - |
| Group C—Pumps, compressors, welding machines, concrete mixers | | | | | | | | | | | |
| | 8.860 | 9.210 | 40.00 | 1.100 | - | 1.000 | - | - | - | .400 | - |

See footnotes at end of table.

Table 20. Wage rates, hours, and employer contributions for selected benefits: Selected cities—Continued

(Union hourly wage rates, July 1, 1976, and wage rates, straight-time weekly hours, and employer insurance, pension, vacation, and other contributions to funds in the building trades, July 1, 1977)

| City and job classification | July 1, 1976 | July 1, 1977 | | | | | | | | | |
|--|----------------------------|----------------------------|-----------------------------|---|---------|---------|---------|--------------------|---------|--------------------|--------------------|
| | Rate per hour ¹ | Rate per hour ¹ | Hours per week ² | Employer contributions for selected benefits ³ | | | | | | | |
| | | | | Insurance ⁴ | | Pension | | Vacation | | Other ⁵ | |
| | | | | Dollars | Percent | Dollars | Percent | Dollars | Percent | Dollars | Percent |
| New Haven, Conn. | | | | | | | | | | | |
| Building construction | | | | | | | | | | | |
| Journeyman | | | | | | | | | | | |
| Asbestos workers | | | | | | | | | | | |
| (mechanics) | \$9.740 | \$10.840 | 35.00 | 0.650 | - | 0.960 | - | ⁶ 0.600 | - | - | - |
| Bricklayers | 9.550 | 9.750 | 40.00 | .750 | - | .500 | - | - | - | - | - |
| Pointers, caulkers and cleaners | 9.550 | 9.750 | 40.00 | .750 | - | .500 | - | - | - | - | - |
| Carpenters | 9.650 | 9.800 | ²⁸ 40.00 | .700 | - | .450 | - | - | - | .112 | - |
| Dock builders | 9.400 | 9.550 | ²⁸ 40.00 | .700 | - | .450 | - | - | - | .112 | - |
| Floor layers | 9.650 | 9.800 | ²⁸ 40.00 | .700 | - | .450 | - | - | - | .112 | - |
| Cement finishers | 9.550 | 9.750 | 40.00 | .750 | - | .500 | - | - | - | - | - |
| Electricians (inside wires) | 9.457 | 9.739 | 36.00 | 1.000 | - | .400 | 3.00 | - | - | - | ²⁹ 7.25 |
| Elevator constructors | 9.845 | 9.845 | 40.00 | .545 | - | .350 | - | - | 6.00 | 0.247 | - |
| Engineers—Power equip- ment operators: | | | | | | | | | | | |
| Heavy equipment: | | | | | | | | | | | |
| Cranes, steel | 10.900 | ⁸ 10.900 | 40.00 | .450 | - | .700 | - | - | - | .574 | - |
| Shovels | 10.800 | ⁸ 10.800 | 40.00 | .450 | - | .700 | - | - | - | .574 | - |
| Derricks | 10.900 | ⁸ 10.900 | 40.00 | .450 | - | .700 | - | - | - | .574 | - |
| Medium equipment: | | | | | | | | | | | |
| Pitman machines | 10.450 | ⁸ 10.450 | 40.00 | .450 | - | .700 | - | - | - | .574 | - |
| Compressors | 9.350 | ⁸ 9.350 | 40.00 | .450 | - | .700 | - | - | - | .574 | - |
| Bulldozers | 10.200 | ⁸ 10.200 | 40.00 | .450 | - | .700 | - | - | - | .574 | - |
| Light equipment: | | | | | | | | | | | |
| Wells points systems | 9.350 | ⁸ 9.350 | 40.00 | .450 | - | .700 | - | - | - | .574 | - |
| Welding machines, steel | 9.350 | ⁸ 9.350 | 40.00 | .450 | - | .700 | - | - | - | .574 | - |
| Small concrete mixers (5 bags and over) | 10.150 | 10.150 | 40.00 | .450 | - | .700 | - | - | - | .574 | - |
| Lathers | 9.570 | 9.570 | 35.00 | .650 | - | .450 | - | - | - | .030 | - |
| Marble setters | 9.550 | 9.750 | 40.00 | .750 | - | .500 | - | - | - | - | - |
| Mosaic and terrazzo workers | 9.550 | 9.750 | 40.00 | .750 | - | .500 | - | - | - | - | - |
| Painters, general | 8.800 | 9.050 | 36.00 | .500 | - | .600 | - | - | - | .020 | - |
| Structural steel | 9.050 | 9.300 | 36.00 | .500 | - | .600 | - | - | - | .020 | - |
| Bridges | 12.000 | 12.450 | 40.00 | .500 | - | .600 | - | - | - | .020 | - |
| Height | 9.800 | 10.050 | 36.00 | .500 | - | .600 | - | - | - | .020 | - |
| Spraying | 11.550 | 11.700 | 36.00 | .500 | - | .600 | - | - | - | .020 | - |
| Tapers | 9.150 | 9.400 | 36.00 | .500 | - | .600 | - | - | - | .020 | - |
| Paperhangers | 9.300 | 9.550 | 36.00 | .500 | - | .600 | - | - | - | .020 | - |
| Pipefitters | 9.100 | 9.350 | 36.00 | .750 | - | .700 | - | ⁶ .500 | - | ³⁰ .599 | - |
| Plasterers | 9.550 | 9.750 | 40.00 | .750 | - | .500 | - | - | - | - | - |
| Plumbers | 9.100 | 9.350 | 36.00 | .750 | - | .700 | - | ⁶ .500 | - | ³⁰ .599 | - |
| Reinforcing iron workers | 10.700 | ⁸ 10.700 | 40.00 | .750 | - | .950 | - | ⁶ .400 | - | .021 | - |
| Roofers, composition | 9.400 | 9.900 | 35.00 | 1.050 | - | .500 | - | ⁶ .250 | - | .119 | - |
| Roofers, tile | 9.650 | 10.150 | 35.00 | 1.050 | - | .500 | - | ⁶ .250 | - | .119 | - |
| Pre-cast slabbers | 9.650 | 10.150 | 35.00 | 1.050 | - | .500 | - | ⁶ .250 | - | .119 | - |
| Sheet-metal workers | 10.400 | 10.000 | 35.00 | .700 | - | .860 | - | ⁶ .550 | - | .140 | - |
| Stonemasons | 9.550 | 9.750 | 40.00 | .750 | - | .500 | - | - | - | - | - |
| Structural-iron workers: | | | | | | | | | | | |
| Erectors and riggers | 10.700 | ⁸ 10.700 | 40.00 | .750 | - | .950 | - | ⁶ .400 | - | .021 | - |
| Finishers | 10.700 | ⁸ 10.700 | 40.00 | .750 | - | .950 | - | ⁶ .400 | - | .021 | - |
| Tile layers | 9.550 | 9.750 | 40.00 | .750 | - | .500 | - | - | - | - | - |

See footnotes at end of table.

Table 20. Wage rates, hours, and employer contributions for selected benefits: Selected cities—Continued

(Union hourly wage rates, July 1, 1976, and wage rates, straight-time weekly hours, and employer insurance, pension, vacation, and other contributions to funds in the building trades, July 1, 1977)

| City and job classification | July 1, 1976 | July 1, 1977 | | | | | | | | | |
|--|----------------------------|----------------------------|-----------------------------|---|---------|---------|---------|--------------------|-------------------|--------------------|---------|
| | Rate per hour ¹ | Rate per hour ¹ | Hours per week ² | Employer contributions for selected benefits ³ | | | | | | | |
| | | | | Insurance ⁴ | | Pension | | Vacation | | Other ⁵ | |
| | | | | Dollars | Percent | Dollars | Percent | Dollars | Percent | Dollars | Percent |
| New Haven, Conn.—Continued | | | | | | | | | | | |
| Building construction—Continued | | | | | | | | | | | |
| Helpers and laborers | | | | | | | | | | | |
| Bricklayers' tenders | \$7.750 | \$8.000 | 40.00 | 0.500 | - | 0.550 | - | - | - | 0.150 | - |
| Building laborers | 7.500 | 7.750 | 40.00 | .500 | - | .550 | - | - | - | .150 | - |
| Elevator constructors' helpers | 6.890 | 6.890 | 40.00 | .545 | - | .350 | - | - | 6.00 | .247 | - |
| Marble setters' helpers | 8.650 | 8.750 | 35.00 | .500 | - | .500 | - | - | - | - | - |
| Plasterers' laborers | 7.750 | 8.000 | 40.00 | .500 | - | .550 | - | - | - | .150 | - |
| Terrazzo workers' helpers | 8.650 | 8.750 | 35.00 | .500 | - | .500 | - | - | - | - | - |
| Terrazzo machine operators | 8.900 | 9.000 | 35.00 | .500 | - | .500 | - | - | - | - | - |
| Tile layers' helpers | 8.650 | 8.750 | 35.00 | .500 | - | .500 | - | - | - | - | - |
| Highway and street construction | | | | | | | | | | | |
| Journeyman | | | | | | | | | | | |
| Carpenters | 9.150 | 9.300 | 40.00 | .700 | - | .450 | - | ⁶ 0.250 | - | .110 | - |
| Cement finishers | 8.750 | 9.000 | 40.00 | .500 | - | .500 | - | - | - | - | - |
| New Orleans, La. | | | | | | | | | | | |
| Building construction | | | | | | | | | | | |
| Journeyman | | | | | | | | | | | |
| Asbestos workers | 7.600 | 8.550 | 40.00 | .500 | - | 1.100 | - | ⁶ .900 | - | - | - |
| Boilermaker | 9.000 | 10.000 | 40.00 | .500 | - | 1.000 | - | - | - | - | - |
| Bricklayers | 9.840 | 10.420 | 40.00 | .350 | - | .200 | - | - | - | .035 | - |
| Cleaners, pointers, caulkers | 9.840 | 10.420 | 40.00 | .350 | - | .200 | - | - | - | .035 | - |
| Carpenters, general | 9.220 | 9.770 | 40.00 | .450 | - | .300 | - | ⁶ .150 | - | - | - |
| Millwrights | 9.560 | 10.150 | 40.00 | .450 | - | .300 | - | ⁶ .160 | - | - | - |
| Piledrivers | 9.320 | 9.860 | 40.00 | .450 | - | .300 | - | ⁶ .160 | - | - | - |
| Cement finishers | 8.915 | 9.495 | 40.00 | .450 | - | .300 | - | ⁶ .150 | - | - | - |
| Drywall tapers (finishers) | 7.775 | 8.575 | 40.00 | .275 | - | - | - | - | - | - | - |
| Electricians (inside wires) | 9.785 | 10.403 | 40.00 | .350 | - | .300 | 3.00 | - | ⁶ 5.00 | - | - |
| Elevator constructors | 9.285 | 9.760 | 40.00 | .545 | - | .350 | - | - | 6.00 | .020 | 2.30 |

See footnotes at end of table.

Table 20. Wage rates, hours, and employer contributions for selected benefits: Selected cities—Continued

(Union hourly wage rates, July 1, 1976, and wage rates, straight-time weekly hours, and employer insurance, pension, vacation, and other contributions to funds in the building trades, July 1, 1977)

| City and job classification | July 1, 1976 | July 1, 1977 | | | | | | | | | |
|--|----------------------------|----------------------------|-----------------------------|---|---------|---------|---------|--------------------|---------|--------------------|---------|
| | Rate per hour ¹ | Rate per hour ¹ | Hours per week ² | Employer contributions for selected benefits ³ | | | | | | | |
| | | | | Insurance ⁴ | | Pension | | Vacation | | Other ⁵ | |
| | | | | Dollars | Percent | Dollars | Percent | Dollars | Percent | Dollars | Percent |
| New Orleans, La. | | | | | | | | | | | |
| —Continued | | | | | | | | | | | |
| Building construction | | | | | | | | | | | |
| —Continued | | | | | | | | | | | |
| Journeyman | | | | | | | | | | | |
| —Continued | | | | | | | | | | | |
| Engineers—Power equipment operators: | | | | | | | | | | | |
| Heavy equipment— | | | | | | | | | | | |
| Cranes, derricks, draglines, scrapers, hoists (2 drums), bulldozers (d-6 and larger), mixers (over 16 S), Shovels, trenching machines, piledrivers | \$9.360 | \$9.650 | 40.00 | 0.650 | - | 0.480 | - | - | - | - | - |
| Light equipment—Air compressors, pumps (over 3 in.), mixers (16S and smaller), finishing machines, bulldozers (smaller than D-6 | 7.990 | 8.220 | 40.00 | .650 | - | .480 | - | - | - | - | - |
| Oilers (drivers) | 7.400 | 7.560 | 40.00 | .650 | - | .480 | - | - | - | - | - |
| Oilers | 7.020 | 7.170 | 40.00 | .650 | - | .480 | - | - | - | - | - |
| Glaziers | 8.750 | 9.500 | 40.00 | .170 | - | .300 | - | ⁶ 0.125 | - | - | - |
| Lathers | 8.230 | 8.830 | 40.00 | .200 | - | .300 | - | ⁶ .250 | - | 0.080 | - |
| Machinists | 8.080 | 8.870 | 40.00 | .370 | - | .150 | - | - | - | - | - |
| Marble setters | 9.840 | 10.420 | 40.00 | .350 | - | .200 | - | - | - | .035 | - |
| Mosaic and terrazzo workers | 8.600 | 9.650 | 40.00 | .250 | - | - | - | ⁶ .100 | - | - | - |
| Painters, commercial | 7.775 | 8.575 | 40.00 | .275 | - | - | - | - | - | - | - |
| Steel or swing spray | 8.150 | 8.950 | 40.00 | .275 | - | - | - | - | - | - | - |
| Spray | 8.150 | 8.950 | 40.00 | .275 | - | - | - | - | - | - | - |
| Residential | 7.775 | 8.575 | 40.00 | .275 | - | - | - | - | - | - | - |
| Industrial | 9.025 | 9.825 | 40.00 | .275 | - | - | - | - | - | - | - |
| Paperhangers | 7.750 | 8.575 | 40.00 | .275 | - | - | - | - | - | - | - |
| Pipefitters | 9.800 | 10.100 | 40.00 | .450 | - | .750 | - | ⁶ .500 | - | .140 | - |
| Plasterers | 8.100 | 8.530 | 40.00 | .400 | - | .200 | - | ⁶ .550 | - | .080 | - |
| Plumbers | 9.800 | 10.100 | 40.00 | .450 | - | .750 | - | ⁶ .500 | - | .140 | - |
| Roofers, composition | 7.960 | 8.060 | 40.00 | .550 | - | .650 | - | .200 | - | .850 | - |
| Roofers, slate and tile, damp and waterproofers | 7.960 | 8.060 | 40.00 | .550 | - | .650 | - | .200 | - | .850 | - |
| Sheet-metal workers | 8.810 | 9.660 | 40.00 | .400 | - | .700 | - | ⁶ .500 | - | .650 | 3.00 |
| Stonemasons | 9.840 | 10.420 | 40.00 | .350 | - | .200 | - | - | - | .035 | - |
| Structural-iron workers | 9.610 | 9.710 | 40.00 | .630 | - | .350 | - | ⁶ .450 | - | .040 | - |
| Tile layers | 8.600 | 9.650 | 40.00 | .250 | - | - | - | ⁶ .100 | - | - | - |
| Helpers and laborers | | | | | | | | | | | |
| Bricklayers' tenders | 6.890 | 7.410 | 40.00 | .150 | - | .270 | - | - | - | .050 | - |
| Mortar mixers | 6.990 | 7.510 | 40.00 | .150 | - | .270 | - | - | - | .050 | - |
| Building laborers | 6.740 | 7.250 | 40.00 | .150 | - | .270 | - | - | - | .050 | - |
| Elevator constructors' helpers | 6.500 | 6.830 | 40.00 | .545 | - | .350 | - | - | 6.00 | .020 | 2.30 |
| Marble setters' helpers | 6.550 | 6.950 | 40.00 | .250 | - | - | - | .100 | - | .150 | - |
| Plasterers' laborers | 6.880 | 7.370 | 40.00 | .150 | - | .270 | - | - | - | .050 | - |
| Mortar mixers (machine or hand) | 6.980 | 7.470 | 40.00 | .150 | - | .270 | - | - | - | .050 | - |

See footnotes at end of table.

Table 20. Wage rates, hours, and employer contributions for selected benefits: Selected cities—Continued

(Union hourly wage rates, July 1, 1976, and wage rates, straight-time weekly hours, and employer insurance, pension, vacation, and other contributions to funds in the building trades, July 1, 1977)

| City and job classification | July 1, 1976 | July 1, 1977 | | | | | | | | | |
|---|----------------------------|----------------------------|-----------------------------|---|---------|-------------------|---------|-------------------|---------|--------------------|---------|
| | Rate per hour ¹ | Rate per hour ¹ | Hours per week ² | Employer contributions for selected benefits ³ | | | | | | | |
| | | | | Insurance ⁴ | | Pension | | Vacation | | Other ⁵ | |
| | | | | Dollars | Percent | Dollars | Percent | Dollars | Percent | Dollars | Percent |
| New Orleans, La.—Continued | | | | | | | | | | | |
| Building construction—Continued | | | | | | | | | | | |
| Helpers and laborers—Continued | | | | | | | | | | | |
| Terrazzo workers' helpers | \$6.550 | \$6.950 | 40.00 | 0.250 | - | - | - | 0.100 | - | 0.150 | - |
| Base machines | 6.950 | 7.300 | 40.00 | .250 | - | - | - | .100 | - | .150 | - |
| Floor machines | 6.700 | 7.150 | 40.00 | .250 | - | - | - | .100 | - | .150 | - |
| Buffers | 6.600 | 7.000 | 40.00 | .250 | - | - | - | .100 | - | .150 | - |
| Tile layers' helpers | 6.550 | 6.950 | 40.00 | .250 | - | - | - | .100 | - | .150 | - |
| Highway and street construction | | | | | | | | | | | |
| Journeyman | | | | | | | | | | | |
| Carpenters | 9.220 | 9.760 | 40.00 | .450 | - | 0.300 | - | ⁶ .160 | - | - | - |
| Cement finishers | 8.450 | 9.550 | 40.00 | .450 | - | .300 | - | ⁶ .150 | - | - | - |
| Engineers—Power equipment operators: | | | | | | | | | | | |
| Cranes over 60 tons | 9.130 | 9.410 | 40.00 | .650 | - | .480 | - | - | - | - | - |
| Cranes, 125 ft. boom | 9.130 | 9.410 | 40.00 | .650 | - | .480 | - | - | - | - | - |
| Cranes, 175 ft. boom | 9.380 | 9.660 | 40.00 | .650 | - | .480 | - | - | - | - | - |
| Heavy duty operators | 8.880 | 9.160 | 40.00 | .650 | - | .480 | - | - | - | - | - |
| Medium duty operators | 7.790 | 8.030 | 40.00 | .650 | - | .480 | - | - | - | - | - |
| Light duty operators | 7.450 | 7.680 | 40.00 | .650 | - | .480 | - | - | - | - | - |
| Mechanic helpers, batch plant operators | 6.780 | 6.930 | 40.00 | .650 | - | .480 | - | - | - | - | - |
| Oilers | 6.480 | 6.620 | 40.00 | .650 | - | .480 | - | - | - | - | - |
| Firemen | 7.790 | 8.030 | 40.00 | .650 | - | .480 | - | - | - | - | - |
| Operating steam valves | 8.040 | 8.230 | 40.00 | .650 | - | .480 | - | - | - | - | - |
| Oilers on cranes using steam to drive piles | 6.730 | 6.870 | 40.00 | .650 | - | .480 | - | - | - | - | - |
| Structural iron workers | 9.270 | 9.270 | 40.00 | ⁶ .300 | - | ⁶ .350 | - | - | - | - | - |
| Helpers and laborers | | | | | | | | | | | |
| Construction laborers | 5.450 | 5.450 | 40.00 | .150 | - | .200 | - | - | - | .050 | - |
| Rakers | 5.550 | 5.550 | 40.00 | .150 | - | .200 | - | - | - | .050 | - |
| Formsetters | 5.730 | 5.730 | 40.00 | .150 | - | .200 | - | - | - | .050 | - |
| Powdermen | 6.250 | 6.250 | 40.00 | .150 | - | .200 | - | - | - | .050 | - |
| Other heavy construction | | | | | | | | | | | |
| Journeyman | | | | | | | | | | | |
| Carpenters | 9.220 | 9.760 | 40.00 | .450 | - | .300 | - | ⁶ .160 | - | - | - |
| Cement finishers | 8.450 | 9.550 | 40.00 | .450 | - | .300 | - | ⁶ .150 | - | - | - |
| Engineers—Power equipment operators: | | | | | | | | | | | |
| Cranes over 60 tons | 9.430 | 9.720 | 40.00 | .650 | - | .480 | - | - | - | - | - |

See footnotes at end of table.

Table 20. Wage rates, hours, and employer contributions for selected benefits: Selected cities—Continued

(Union hourly wage rates, July 1, 1976, and wage rates, straight-time weekly hours, and employer insurance, pension, vacation, and other contributions to funds in the building trades, July 1, 1977)

| City and job classification | July 1, 1976 | July 1, 1977 | | | | | | | | | |
|---|----------------------------|----------------------------|-----------------------------|---|---------|-------------------|---------|----------|---------|--------------------|---------|
| | Rate per hour ¹ | Rate per hour ¹ | Hours per week ² | Employer contributions for selected benefits ³ | | | | | | | |
| | | | | Insurance ⁴ | | Pension | | Vacation | | Other ⁵ | |
| | | | | Dollars | Percent | Dollars | Percent | Dollars | Percent | Dollars | Percent |
| New Orleans, La.—Continued | | | | | | | | | | | |
| Other heavy construction—Continued | | | | | | | | | | | |
| Journeyman—Continued | | | | | | | | | | | |
| Cranes, 125 ft. boom | \$9.430 | \$9.720 | 40.00 | 0.650 | - | 0.480 | - | - | - | - | - |
| Cranes, 175 ft. boom | 9.680 | 9.970 | 40.00 | .650 | - | .480 | - | - | - | - | - |
| Heavy duty operators | 9.180 | 9.470 | 40.00 | .650 | - | .480 | - | - | - | - | - |
| Medium duty operators | 8.120 | 8.370 | 40.00 | .650 | - | .480 | - | - | - | - | - |
| Light duty operators | 7.750 | 7.990 | 40.00 | .650 | - | .480 | - | - | - | - | - |
| Mechanic helpers, batch plant operators | 7.080 | 7.240 | 40.00 | .650 | - | .480 | - | - | - | - | - |
| Oilers | 6.780 | 6.930 | 40.00 | .650 | - | .480 | - | - | - | - | - |
| Firemen | 8.150 | 8.290 | 40.00 | .650 | - | .480 | - | - | - | - | - |
| Operating steam valves | 8.400 | 8.540 | 40.00 | .650 | - | .480 | - | - | - | - | - |
| Oilers on cranes using steam to drive piles | 7.030 | 7.180 | 40.00 | .650 | - | .480 | - | - | - | - | - |
| Structural iron workers | 9.520 | 9.520 | 40.00 | ⁶ .300 | - | ⁶ .350 | - | - | - | - | - |
| Helpers and laborers | | | | | | | | | | | |
| Construction laborers | 6.050 | 6.050 | 40.00 | .150 | - | .200 | - | - | - | 0.050 | - |
| Rakers | 6.250 | 6.250 | 40.00 | .150 | - | .200 | - | - | - | .050 | - |
| Formsetters | 6.665 | 6.665 | 40.00 | .150 | - | .200 | - | - | - | .050 | - |
| Powdermen | 7.000 | 7.000 | 40.00 | .150 | - | .200 | - | - | - | .050 | - |
| New York, N.Y. | | | | | | | | | | | |
| Building construction | | | | | | | | | | | |
| Journeyman | | | | | | | | | | | |
| Asbestos workers | 10.450 | 11.300 | 35.00 | - | 6.20 | - | 16.50 | - | 12.00 | .020 | - |
| Boilermakers | 11.520 | 12.330 | 35.00 | - | 5.00 | - | 15.00 | - | 7.00 | - | - |
| Bricklayers | 10.690 | 11.040 | 35.00 | 1.480 | - | 3.380 | - | 0.300 | - | .060 | - |
| Carpenters | 10.920 | 11.450 | 35.00 | 1.400 | - | 1.780 | - | .700 | - | .040 | - |
| Millwrights | 10.920 | 11.450 | 35.00 | 1.400 | - | 1.780 | - | .700 | - | .040 | - |
| Wharf and bridge | 10.920 | 11.450 | 40.00 | 1.400 | - | 1.780 | - | .760 | - | .040 | - |
| Cement finishers | 9.500 | 9.700 | 35.00 | 1.740 | - | 1.190 | - | 2.000 | - | .030 | - |
| Electricians (inside wires) | 12.250 | ⁸ 12.250 | 35.00 | - | 4.60 | .571 | 5.40 | - | 5.70 | .853 | 0.50 |
| Elevator constructors | 10.760 | 11.110 | 35.00 | .745 | - | 1.703 | - | - | 4.00 | .490 | - |
| Engineers—Power equipment operators: | | | | | | | | | | | |
| Agreement A: | | | | | | | | | | | |
| Cranes and 2-drum derricks (steel) | 11.660 | 12.640 | 35.00 | .930 | - | 1.950 | - | .700 | - | .020 | 4.23 |
| Double drum hoists | 10.360 | 11.120 | 35.00 | .930 | - | 1.950 | - | .700 | - | .020 | 4.23 |
| Cranes (structural steel) | 11.740 | 12.640 | 35.00 | .930 | - | 1.950 | - | .700 | - | .020 | 4.23 |
| Shovels | 11.660 | 12.490 | 35.00 | .930 | - | 1.950 | - | .700 | - | .020 | 4.23 |
| Piledrivers | 11.110 | 11.910 | 35.00 | .930 | - | 1.950 | - | .700 | - | .020 | 4.23 |
| Hoists | 11.010 | 11.740 | 35.00 | .930 | - | 1.950 | - | .700 | - | .020 | 4.23 |
| Welding machines | 11.010 | 11.740 | 35.00 | .930 | - | 1.950 | - | .700 | - | .020 | 4.23 |
| Compressors | 11.010 | 11.740 | 35.00 | .930 | - | 1.950 | - | .700 | - | .020 | 4.23 |

See footnotes at end of table.

Table 20. Wage rates, hours, and employer contributions for selected benefits: Selected cities—Continued

(Union hourly wage rates, July 1, 1976, and wage rates, straight-time weekly hours, and employer insurance, pension, vacation, and other contributions to funds in the building trades, July 1, 1977)

| City and job classification | July 1, 1976 | July 1, 1977 | | | | | | | | | |
|--|----------------------------|----------------------------|-----------------------------|---|---------|---------|---------|----------|---------|--------------------|---------|
| | Rate per hour ¹ | Rate per hour ¹ | Hours per week ² | Employer contributions for selected benefits ³ | | | | | | | |
| | | | | Insurance ⁴ | | Pension | | Vacation | | Other ⁵ | |
| | | | | Dollars | Percent | Dollars | Percent | Dollars | Percent | Dollars | Percent |
| New York, N.Y.—Continued | | | | | | | | | | | |
| Building construction—Continued | | | | | | | | | | | |
| Journeyman—Continued | | | | | | | | | | | |
| Concrete buckets (stone derrick) | \$11.440 | \$12.170 | 35.00 | 0.930 | - | 1.950 | - | 0.700 | - | .020 | 4.23 |
| Cranes (digging bucket) | 11.330 | 12.140 | 35.00 | .930 | - | 1.950 | - | .700 | - | .020 | 4.23 |
| Concrete mixers, power houses | 10.590 | 11.120 | 35.00 | .930 | - | 1.950 | - | .700 | - | .020 | 4.23 |
| Portable compressors, 3 or more in battery | 10.360 | 11.120 | 35.00 | .930 | - | 1.950 | - | .700 | - | .020 | 4.23 |
| Concrete pumps | +10.360 | 11.120 | 35.00 | .930 | - | 1.950 | - | .700 | - | .020 | 4.23 |
| Agreement B: | | | | | | | | | | | |
| Scrapers, tournapulls, motor patrols, bulldozers | 11.780 | 12.070 | 40.00 | .900 | - | .750 | - | .700 | - | .020 | 4.23 |
| Tractors, locomotives (10 tons and under), road finishing machines, mixers under 21e | 11.580 | 11.860 | 40.00 | .900 | - | .750 | - | .700 | - | .020 | 4.23 |
| Oilers | 11.130 | 11.380 | 40.00 | .900 | - | .750 | - | .700 | - | .020 | 4.23 |
| Oilers (steel errec.) | 11.270 | 11.590 | 40.00 | .900 | - | .750 | - | .700 | - | .020 | 4.23 |
| Firemen | 11.580 | 11.860 | 40.00 | .900 | - | .750 | - | .700 | - | .020 | 4.23 |
| Maintenance engineers | 11.780 | 12.070 | 40.00 | .900 | - | .750 | - | .700 | - | .020 | 4.23 |
| Steel erection | 11.900 | 12.250 | 40.00 | .900 | - | .750 | - | .700 | - | .020 ^g | 4.23 |
| Cherrypickers 20 tons and over, loaders 6 cu yds and over | 12.070 | 12.370 | 40.00 | .900 | - | .750 | - | .700 | - | .020 | 4.23 |
| Party chief | 10.630 | 10.860 | 35.00 | .900 | - | .750 | - | .700 | - | .020 | 4.23 |
| Transitmen | 9.210 | 9.360 | 35.00 | .900 | - | .750 | - | .700 | - | .020 | 4.23 |
| Rodmen | 6.880 | 6.910 | 35.00 | .900 | - | .750 | - | .700 | - | .020 | 4.23 |
| Glaziers | 10.300 | 11.200 | 35.00 | .660 | - | 1.660 | - | .670 | - | - | - |
| Lathers: | | | | | | | | | | | |
| Wood: | | | | | | | | | | | |
| Bronx, Manhattan, and Staten Island | 9.400 | 9.400 | 35.00 | - | - | .250 | - | - | - | 0.050 | 8.00 |
| Brooklyn | 10.100 | 10.410 | 35.00 | 1.325 | - | 1.985 | - | .750 | - | .070 | - |
| Wood, wire and metal: | | | | | | | | | | | |
| Nassau-Suffolk | 11.340 | 11.340 | 35.00 | .940 | - | .200 | - | - | - | .100 | - |
| Metal | 10.100 | 10.410 | 35.00 | 1.325 | - | 1.985 | - | .750 | - | .070 | - |
| Marble setters and cutters | 8.550 | ^g 9.000 | 35.00 | .610 | - | 1.260 | - | 1.000 | - | .790 | - |
| Mosaic and terrazzo workers | 10.030 | 10.730 | 35.00 | .760 | - | 1.500 | - | - | - | .620 | - |
| Painters | 8.730 | 9.370 | 35.00 | - | 9.00 | .714 | 7.00 | - | 3.00 | - | - |
| Swing stage | 10.600 | 11.380 | 35.00 | - | 9.00 | .714 | 7.00 | - | 3.00 | - | - |
| Decorators and grainers | 10.780 | 11.370 | 35.00 | - | 9.00 | .714 | 7.00 | - | 3.00 | - | - |
| Structural steel | 10.460 | 11.300 | 35.00 | - | 9.00 | - | 14.00 | - | - | .350 | - |
| Pipefitters | 10.070 | 10.970 | 35.00 | .750 | - | 1.120 | - | .860 | - | 2.020 | - |
| Plasterers: | | | | | | | | | | | |
| Astoria, Brooklyn, Great Neck, Jamaica, Long Island | 9.550 | 9.850 | 35.00 | 1.450 | - | - | - | 1.450 | - | - | - |

See footnotes at end of table.

Table 20. Wage rates, hours, and employer contributions for selected benefits: Selected cities—Continued

(Union hourly wage rates, July 1, 1976, and wage rates, straight-time weekly hours, and employer insurance, pension, vacation, and other contributions to funds in the building trades, July 1, 1977)

| City and job classification | July 1, 1976 | | July 1, 1977 | | | | | | | | |
|--|----------------------------|----------------------------|-----------------------------|---|---------|------------------|------------------|----------|---------|--------------------|---------|
| | Rate per hour ¹ | Rate per hour ¹ | Hours per week ² | Employer contributions for selected benefits ³ | | | | | | | |
| | | | | Insurance ⁴ | | Pension | | Vacation | | Other ⁵ | |
| | | | | Dollars | Percent | Dollars | Percent | Dollars | Percent | Dollars | Percent |
| New York, N.Y.—Continued | | | | | | | | | | | |
| Building construction—Continued | | | | | | | | | | | |
| Journeyman—Continued | | | | | | | | | | | |
| Bronx, Manhattan and | | | | | | | | | | | |
| Richmond | \$9.250 | \$9.300 | 35.00 | 1.100 | - | 1.540 | - | 0.900 | - | 0.140 | - |
| Flushing | 9.100 | 9.850 | 35.00 | 1.400 | - | - | - | 1.400 | - | .140 | - |
| Plumbers | 10.100 | 10.100 | 35.00 | 2.970 | - | (⁶) | (⁶) | .720 | - | 2.040 | - |
| Richmond | ⁸ 9.950 | 10.630 | 35.00 | 1.100 | - | 1.580 | - | 1.050 | - | .899 | - |
| Brooklyn | 9.910 | 10.100 | 35.00 | 1.040 | - | 1.790 | - | .890 | - | 1.407 | - |
| Reinforcing iron workers | 10.100 | 10.410 | 35.00 | 1.325 | - | 1.985 | - | .750 | - | .070 | - |
| Roofers, composition | 9.350 | 9.650 | 35.00 | 1.290 | - | 2.650 | - | 1.150 | - | - | - |
| Roofers, slate and tile | ⁸ 9.700 | 10.700 | 35.00 | .500 | - | 1.400 | - | 1.600 | - | - | - |
| Brooklyn, Queens and | | | | | | | | | | | |
| Long Island | 10.820 | 11.070 | 35.00 | .550 | - | 2.000 | - | 1.400 | - | - | - |
| Sheet-metal workers | 11.670 | 12.070 | 35.00 | 1.410 | 3.00 | .890 | 3.00 | .050 | 3.00 | .350 | - |
| Stonemasons | 10.250 | 11.000 | 35.00 | .500 | - | 1.000 | - | - | - | - | - |
| Stonemasons (New York and Long Island) | 10.520 | 11.370 | 35.00 | 1.090 | - | 1.960 | - | 1.500 | - | .600 | - |
| Structural-iron workers: | | | | | | | | | | | |
| Manhattan | | | | | | | | | | | |
| S.I., Westchester | 11.400 | 11.500 | 40.00 | 1.450 | - | 2.700 | - | 1.350 | - | .170 | - |
| Brooklyn, Queens | | | | | | | | | | | |
| Nassau and Suffolk | 10.900 | 11.500 | 40.00 | 1.450 | - | 2.700 | - | 1.500 | - | .110 | - |
| Finishers | 10.240 | 10.330 | 35.00 | 1.110 | - | 2.530 | - | .780 | - | .150 | - |
| Tile layers | 8.750 | 9.150 | 40.00 | .850 | - | 2.100 | - | - | - | .050 | - |
| Helpers and laborers | | | | | | | | | | | |
| Bricklayers' tenders | | | | | | | | | | | |
| Bricklayers' tenders | 9.000 | 9.400 | 35.00 | .687 | - | 1.495 | - | - | - | .010 | - |
| Building laborers | | | | | | | | | | | |
| Building laborers | 8.450 | 9.050 | 40.00 | 1.350 | - | 1.480 | - | - | - | .040 | - |
| Concrete laborers | | | | | | | | | | | |
| Concrete laborers | 7.700 | 8.200 | 35.00 | .802 | - | 1.352 | - | 1.200 | - | .040 | - |
| Elevator constructors,, | | | | | | | | | | | |
| helpers | 8.070 | 8.230 | 35.00 | .745 | - | 1.703 | - | - | 4.00 | .490 | - |
| Marble setters' helpers | | | | | | | | | | | |
| Marble setters' helpers | 8.030 | ⁸ 8.300 | 35.00 | .610 | - | 1.290 | - | 1.000 | - | .550 | - |
| Plasterers' laborers | | | | | | | | | | | |
| Plasterers' laborers | 8.250 | 8.350 | 35.00 | .900 | - | 1.400 | - | .350 | - | - | - |
| Brooklyn | 8.200 | 8.700 | 40.00 | 2.000 | - | - | - | .800 | - | .800 | - |
| Queens, Nassau and | | | | | | | | | | | |
| Suffolk Counties | 8.750 | 9.350 | 40.00 | 1.400 | - | - | - | 1.150 | - | .150 | - |
| Roofers' helpers | | | | | | | | | | | |
| Roofers' helpers | ⁸ 7.900 | 8.300 | 35.00 | .500 | - | 1.000 | - | 1.200 | - | - | - |
| Plumbers' laborers | | | | | | | | | | | |
| Plumbers' laborers | 8.450 | 9.050 | 40.00 | 1.350 | - | 1.480 | - | - | - | .040 | - |
| Terrazzo workers' | | | | | | | | | | | |
| Terrazzo workers' | 8.840 | 9.140 | 35.00 | .760 | - | 1.500 | - | - | - | .610 | - |
| Grinders | | | | | | | | | | | |
| Grinders | 8.990 | 9.290 | 35.00 | .760 | - | 1.500 | - | - | - | .610 | - |
| Tile layers' helpers | | | | | | | | | | | |
| Tile layers' helpers | 7.860 | 8.210 | 40.00 | .680 | - | .770 | - | .500 | - | .050 | - |
| Highway and street construction | | | | | | | | | | | |
| Journeyman | | | | | | | | | | | |
| Carpenters | | | | | | | | | | | |
| Carpenters | 10.920 | 11.450 | 40.00 | 1.400 | - | 1.780 | - | .700 | - | .040 | - |
| Piledrivers | | | | | | | | | | | |
| Piledrivers | 10.920 | 11.450 | 40.00 | 1.400 | - | 1.780 | - | .760 | - | .040 | 4.23 |
| Timbermen | | | | | | | | | | | |
| Timbermen | 9.930 | 10.410 | 40.00 | 1.400 | - | 1.780 | - | .700 | - | .040 | 4.23 |

See footnotes at end of table.

Table 20. Wage rates, hours, and employer contributions for selected benefits: Selected cities—Continued

(Union hourly wage rates, July 1, 1976, and wage rates, straight-time weekly hours, and employer insurance, pension, vacation, and other contributions to funds in the building trades, July 1, 1977)

| City and job classification | July 1, 1976 | | July 1, 1977 | | | | | | | | |
|--|----------------------------|----------------------------|-----------------------------|---|---------|---------|---------|----------|---------|--------------------|------------------|
| | Rate per hour ¹ | Rate per hour ¹ | Hours per week ² | Employer contributions for selected benefits ³ | | | | | | | |
| | | | | Insurance ⁴ | | Pension | | Vacation | | Other ⁵ | |
| | | | | Dollars | Percent | Dollars | Percent | Dollars | Percent | Dollars | Percent |
| New York, N.Y. | | | | | | | | | | | |
| —Continued | | | | | | | | | | | |
| Highway and street construction | | | | | | | | | | | |
| —Continued | | | | | | | | | | | |
| Journeyman | | | | | | | | | | | |
| —Continued | | | | | | | | | | | |
| Engineers—Power equipment operators: | | | | | | | | | | | |
| Agreement A: | | | | | | | | | | | |
| Heavy equipment— | | | | | | | | | | | |
| Steel erection | | | | | | | | | | | |
| (cranes and 2-drum | | | | | | | | | | | |
| derrick) | \$11.740 | \$12.640 | 40.00 | 0.930 | - | 1.950 | - | 0.700 | - | .140 | 4.23 |
| Piledrivers | 11.110 | 11.910 | 40.00 | .930 | - | 1.950 | - | .700 | - | .140 | 4.23 |
| Shovels | 11.660 | 12.490 | 40.00 | .930 | - | 1.950 | - | .700 | - | .140 | 4.23 |
| Cranes (digging | | | | | | | | | | | |
| buckets) | 11.330 | 12.140 | 40.00 | .930 | - | 1.950 | - | .700 | - | .140 | 4.23 |
| Medium equipment: | | | | | | | | | | | |
| Cranes | 11.580 | 12.170 | 40.00 | .930 | - | 1.950 | - | .700 | - | .140 | 4.23 |
| Mixers | 10.590 | 10.630 | 40.00 | .930 | - | 1.950 | - | .700 | - | .140 | 4.23 |
| Power house (low | | | | | | | | | | | |
| pressure) | 10.590 | 11.360 | 40.00 | .930 | - | 1.950 | - | .700 | - | .140 | 4.23 |
| Light equipment: | | | | | | | | | | | |
| Portable compressors | | | | | | | | | | | |
| (3 in battery) | 10.360 | 11.120 | 40.00 | .930 | - | 1.950 | - | .700 | - | .140 | 4.23 |
| Concrete pumps | 10.360 | 11.120 | 40.00 | .930 | - | 1.950 | - | .700 | - | .140 | 4.23 |
| Double drum hoists | 10.360 | 11.120 | 40.00 | .930 | - | 1.950 | - | .700 | - | .140 | 4.23 |
| Agreement B: | | | | | | | | | | | |
| Scrapers, turnpulls, | | | | | | | | | | | |
| motor patrols | 11.780 | 11.860 | 40.00 | .900 | - | .750 | - | .700 | - | .140 | 4.23 |
| Locomotives (less | | | | | | | | | | | |
| than 10 tons), road | | | | | | | | | | | |
| finishing machines, | | | | | | | | | | | |
| mixers under 21e | 11.580 | 11.860 | 40.00 | .900 | - | .750 | - | .700 | - | .140 | 4.23 |
| Oilers | 11.130 | 11.380 | 40.00 | .900 | - | .750 | - | .700 | - | .140 | 4.23 |
| Structural steel | 11.270 | 12.070 | 40.00 | .900 | - | .750 | - | .700 | - | .140 | 4.23 |
| Maintenance engineers | 11.780 | 12.070 | 40.00 | .900 | - | .750 | - | .700 | - | .140 | 4.23 |
| Structural steel | 11.900 | 12.250 | 40.00 | .900 | - | .750 | - | .700 | - | .140 | 4.23 |
| Cherry pickers (20 T | | | | | | | | | | | |
| and over), loaders | | | | | | | | | | | |
| (over 6 cu. yds.) | 12.070 | 12.370 | 40.00 | .900 | - | .750 | - | .700 | - | .140 | 4.23 |
| Firemen | 11.580 | 11.860 | 40.00 | .900 | - | .750 | - | .700 | - | .140 | 4.23 |
| Party chief | 10.700 | 10.930 | 40.00 | .900 | - | .750 | - | .700 | - | .140 | 4.23 |
| Transitmen | 9.160 | 9.310 | 40.00 | .900 | - | .750 | - | .700 | - | .140 | (⁶) |
| Rodmen | 8.130 | 8.220 | 40.00 | .900 | - | .750 | - | .700 | - | .140 | (⁶) |
| Helpers and laborers | | | | | | | | | | | |
| Construction laborers: | | | | | | | | | | | |
| Agreement A | 9.320 | 9.880 | 40.00 | .600 | - | 1.050 | - | - | - | 0.768 | - |
| Agreement B | 7.100 | 7.450 | 40.00 | - | 10.00 | - | 13.00 | .750 | - | .229 | - |
| Concrete and curb form | | | | | | | | | | | |
| setters | 7.700 | 8.050 | 40.00 | - | 10.00 | - | 13.00 | .750 | - | .229 | - |
| Roller boys | 7.500 | 7.850 | 40.00 | - | 10.00 | - | 13.00 | .750 | - | .229 | - |
| Jackhammer and drill- | | | | | | | | | | | |
| men | 7.100 | 7.450 | 40.00 | - | 10.00 | - | 13.00 | .750 | - | .229 | - |
| Curbsetters and flaggers | 11.580 | 12.260 | 35.00 | .600 | - | 1.050 | - | - | - | .823 | - |

See footnotes at end of table.

Table 20. Wage rates, hours, and employer contributions for selected benefits: Selected cities—Continued

(Union hourly wage rates, July 1, 1976, and wage rates, straight-time weekly hours, and employer insurance, pension, vacation, and other contributions to funds in the building trades, July 1, 1977)

| City and job classification | July 1, 1976 | July 1, 1977 | | | | | | | | | |
|--|----------------------------|----------------------------|-----------------------------|---|---------|---------|---------|--------------------|---------|--------------------|------------------|
| | Rate per hour ¹ | Rate per hour ¹ | Hours per week ² | Employer contributions for selected benefits ³ | | | | | | | |
| | | | | Insurance ⁴ | | Pension | | Vacation | | Other ⁵ | |
| | | | | Dollars | Percent | Dollars | Percent | Dollars | Percent | Dollars | Percent |
| New York, N.Y.—Continued | | | | | | | | | | | |
| Other heavy construction | | | | | | | | | | | |
| Journeyman | | | | | | | | | | | |
| Carpenters | \$10.920 | \$11.450 | 40.00 | 1.400 | - | 1.780 | - | 0.700 | - | 0.040 | 4.23 |
| Dock builders, pier carpenters, shavers, house movers, pile- drivers, and founda- tion workers | 10.920 | 11.450 | 40.00 | 1.400 | - | 1.780 | - | .760 | - | .040 | 4.23 |
| Timbermen | 9.930 | 10.410 | 40.00 | 1.400 | - | 1.780 | - | .700 | - | .040 | 4.23 |
| Engineers—Power equip- ment operators: | | | | | | | | | | | |
| Agreement A: | | | | | | | | | | | |
| Heavy equipment: | | | | | | | | | | | |
| Cranes and 2-drum derricks (steel) | 11.740 | 12.640 | 40.00 | .930 | - | 1.950 | - | .700 | - | .020 | 4.23 |
| Piledrivers | 11.110 | 11.910 | 40.00 | .930 | - | 1.950 | - | .700 | - | .020 | 4.23 |
| Shovels | 11.660 | 12.490 | 40.00 | .930 | - | 1.950 | - | .700 | - | .020 | 4.23 |
| Cranes (digging buckets) | 11.330 | 12.140 | 40.00 | .930 | - | 1.950 | - | .700 | - | .020 | 4.23 |
| Medium equipment: | | | | | | | | | | | |
| Cranes | 11.580 | 12.120 | 40.00 | .930 | - | 1.950 | - | .700 | - | .020 | 4.23 |
| Mixers | 10.590 | 10.630 | 40.00 | .930 | - | 1.950 | - | .700 | - | .020 | 4.23 |
| Power houses (low pressure) | 10.590 | 11.360 | 40.00 | .930 | - | 1.950 | - | .700 | - | .020 | 4.23 |
| Light equipment: | | | | | | | | | | | |
| Portable compressors (3 in battery) | 10.360 | 11.120 | 40.00 | .930 | - | 1.950 | - | .700 | - | .020 | 4.23 |
| Concrete pumps | 10.360 | 11.120 | 40.00 | .930 | - | 1.950 | - | .700 | - | .020 | 4.23 |
| Double drum hoists | 10.360 | 11.120 | 40.00 | .930 | - | 1.950 | - | .700 | - | .020 | 4.23 |
| Agreement B: | | | | | | | | | | | |
| Scrapers, tournapulls, motor patrols, bull- dozers | 11.780 | 11.860 | 40.00 | .900 | - | .750 | - | .700 | - | .020 | 4.23 |
| Locomotives (less than 10 tons), road fini- shing machines, mix- ers under 21e | 11.580 | 11.860 | 40.00 | .900 | - | .750 | - | .700 | - | .020 | 4.23 |
| Oilers | 11.130 | 11.380 | 40.00 | .900 | - | .750 | - | .700 | - | .020 | 4.23 |
| Structural steel | 11.270 | 12.070 | 40.00 | .900 | - | .750 | - | .700 | - | .020 | 4.23 |
| Maintenance engineers | 11.780 | 12.070 | 40.00 | .900 | - | .750 | - | .700 | - | .020 | 4.23 |
| Structural steel | 11.900 | 12.250 | 40.00 | .900 | - | .750 | - | .700 | - | .020 | 4.23 |
| Cherry-pickers (20 tons and over), loaders (over 6 cu yds.) | 12.070 | 12.370 | 40.00 | .900 | - | .750 | - | .700 | - | .020 | 4.23 |
| Firemen | 11.580 | 11.860 | 40.00 | .900 | - | .750 | - | .700 | - | .020 | (⁶) |
| Party chief | 10.700 | 10.930 | 40.00 | .900 | - | .750 | - | .700 | - | .020 | (⁶) |
| Transitmen | 9.160 | 9.310 | 40.00 | .900 | - | .750 | - | .700 | - | .020 | (⁶) |
| Rodmen | 8.130 | 8.220 | 40.00 | .900 | - | .750 | - | .700 | - | .020 | (⁶) |
| Helpers and laborers | | | | | | | | | | | |
| General laborers: | 7.100 | 7.450 | 40.00 | - | 10.00 | - | 13.00 | .750 | - | .229 | - |
| Drill runners | 8.810 | 9.250 | 40.00 | 1.020 | - | 1.740 | - | ⁶ 1.750 | - | .040 | - |
| Drill runners' helpers and nippers | 7.290 | 7.640 | 40.00 | 1.020 | - | 1.740 | - | ⁶ 1.750 | - | .040 | - |

See footnotes at end of table.

Table 20. Wage rates, hours, and employer contributions for selected benefits: Selected cities—Continued

(Union hourly wage rates, July 1, 1976, and wage rates, straight-time weekly hours, and employer insurance, pension, vacation, and other contributions to funds in the building trades, July 1, 1977)

| City and job classification | July 1, 1976 | | July 1, 1977 | | | | | | | | |
|--|----------------------------|----------------------------|-----------------------------|---|---------|---------|---------|--------------------|---------|--------------------|---------|
| | Rate per hour ¹ | Rate per hour ¹ | Hours per week ² | Employer contributions for selected benefits ³ | | | | | | | |
| | | | | Insurance ⁴ | | Pension | | Vacation | | Other ⁵ | |
| | | | | Dollars | Percent | Dollars | Percent | Dollars | Percent | Dollars | Percent |
| New York, N.Y.—Continued | | | | | | | | | | | |
| Other heavy construction—Continued | | | | | | | | | | | |
| Helpers and laborers—Continued | | | | | | | | | | | |
| Jackhammer operators | \$8.590 | \$9.020 | 40.00 | 1.020 | - | 1.740 | - | ⁶ 1.750 | - | 0.040 | - |
| Powder carriers | 7.740 | 8.120 | 40.00 | 1.020 | - | 1.740 | - | ⁶ 1.750 | - | .040 | - |
| Tunnel workers: | | | | | | | | | | | |
| Compressed air | 11.604 | 12.541 | 37.50 | - | 6.00 | .400 | 5.00 | - | 10.00 | 1.020 | - |
| Free air | 10.907 | 11.793 | 37.50 | - | 6.00 | .400 | 5.00 | - | 10.00 | 1.020 | - |
| Top laborers | 9.979 | 10.798 | 37.50 | - | 6.00 | .400 | 5.00 | - | 10.00 | 1.020 | - |
| Norfolk, Va. | | | | | | | | | | | |
| Building construction | | | | | | | | | | | |
| Journeyman | | | | | | | | | | | |
| Asbestos workers | 8.600 | 9.200 | 40.00 | .450 | - | .400 | - | - | - | .010 | - |
| Boilermakers | 9.750 | 10.300 | 40.00 | .900 | - | .900 | - | - | - | - | - |
| Bricklayers | 7.990 | 8.380 | 40.00 | .600 | - | .200 | - | - | - | .020 | - |
| Carpenters | 8.000 | 8.600 | 40.00 | .350 | - | .300 | - | - | - | - | - |
| Millwrights | 8.950 | 9.900 | 40.00 | .350 | - | .300 | - | - | - | .010 | - |
| Cement finishers | 7.300 | 8.000 | 40.00 | - | - | - | - | - | - | - | - |
| Electricians (inside wires) | 8.295 | 8.976 | 40.00 | - | 8.00 | - | 8.00 | - | - | - | 5.00 |
| Elevator constructors | 8.020 | 8.800 | 40.00 | .545 | - | .350 | - | - | 6.00 | .020 | 2.31 |
| Engineers—Power equipment operators: | | | | | | | | | | | |
| Air compressors over 125 cu. ft., one-drum hoists, mixers (165 or smaller), pumps, rollers | 5.860 | 6.150 | 40.00 | .425 | - | .300 | - | - | - | .010 | - |
| Bulldozers, mixers (larger than 165), trench machines | 7.040 | 7.450 | 40.00 | .425 | - | .300 | - | - | - | .010 | - |
| Cranes, derricks, piledrivers, hoists (2 drums or more), motor graders | 8.650 | 9.300 | 40.00 | .425 | - | .300 | - | - | - | .010 | - |
| Glaziers | 7.800 | 8.500 | 40.00 | .350 | - | .100 | - | - | - | - | - |
| Lathers | 8.490 | ⁸ 8.490 | 40.00 | - | - | .250 | - | .400 | - | - | - |
| Marble setters | 6.700 | 7.400 | 40.00 | .600 | - | .200 | - | - | - | - | - |
| Mosaic and terrazzo workers | 6.700 | 7.400 | 40.00 | .600 | - | .200 | - | - | - | - | - |
| Painters | 7.250 | 7.700 | 40.00 | - | - | .350 | - | - | - | - | - |
| Steel | 7.750 | 8.200 | 40.00 | - | - | .350 | - | - | - | - | - |
| Over 74 feet | - | 9.000 | 40.00 | - | - | .350 | - | - | - | - | - |
| Spray | 7.600 | 8.050 | 40.00 | - | - | .350 | - | - | - | - | - |
| Swing stage: | | | | | | | | | | | |
| Under 75 feet | 7.750 | 7.950 | 40.00 | - | - | .350 | - | - | - | - | - |
| Over 40 feet | 8.000 | 8.200 | 40.00 | - | - | .350 | - | - | - | - | - |
| Sand blasting of steel | 8.000 | 8.450 | 40.00 | - | - | .350 | - | - | - | - | - |
| Hand rollers 6 feet or over | 7.500 | 7.950 | 40.00 | - | - | .350 | - | - | - | - | - |

See footnotes at end of table.

Table 20. Wage rates, hours, and employer contributions for selected benefits: Selected cities—Continued

(Union hourly wage rates, July 1, 1976, and wage rates, straight-time weekly hours, and employer insurance, pension, vacation, and other contributions to funds in the building trades, July 1, 1977)

| City and job classification | July 1, 1976 | July 1, 1977 | | | | | | | | | |
|---|----------------------------|----------------------------|-----------------------------|---|---------|---------|---------|----------|---------|--------------------|---------|
| | Rate per hour ¹ | Rate per hour ¹ | Hours per week ² | Employer contributions for selected benefits ³ | | | | | | | |
| | | | | Insurance ⁴ | | Pension | | Vacation | | Other ⁵ | |
| | | | | Dollars | Percent | Dollars | Percent | Dollars | Percent | Dollars | Percent |
| Norfolk, Va.—Continued | | | | | | | | | | | |
| Building construction—Continued | | | | | | | | | | | |
| Journeyman—Continued | | | | | | | | | | | |
| Paperhangers | \$7.600 | \$8.050 | 40.00 | - | - | 0.350 | - | - | - | - | - |
| Pipefitters | 8.700 | 9.400 | 40.00 | 0.550 | - | .550 | - | - | - | 0.010 | - |
| Plasterers: | | | | | | | | | | | |
| Agreement A | 9.360 | 10.010 | 40.00 | - | - | - | - | - | - | - | - |
| Agreement B | 9.360 | 10.010 | 40.00 | - | - | - | - | - | - | - | - |
| Plumbers | 8.700 | 9.400 | 40.00 | .550 | - | .550 | - | - | - | .010 | - |
| Reinforcing iron workers | 9.050 | 9.300 | 40.00 | .550 | - | .700 | - | - | - | .010 | - |
| Roofers, composition | 5.700 | 5.950 | 40.00 | - | - | - | - | - | - | - | - |
| Roofers, slate and tile | 5.700 | 5.950 | 40.00 | - | - | - | - | - | - | - | - |
| Sheet-metal workers | 8.250 | 8.800 | 40.00 | .450 | - | .550 | - | - | - | - | - |
| Stonemasons | 7.990 | 8.380 | 40.00 | .600 | - | .200 | - | - | - | .020 | - |
| Structural-iron workers | 8.800 | 9.300 | 40.00 | .550 | - | .700 | - | - | - | .010 | - |
| Tile layers | 6.700 | 7.400 | 40.00 | .600 | - | .200 | - | - | - | - | - |
| Helpers and laborers | | | | | | | | | | | |
| Bricklayers' tenders | 4.850 | 5.400 | 40.00 | .200 | - | .150 | - | - | - | .070 | - |
| Air tool vibrator operators | 4.850 | 5.400 | 40.00 | .200 | - | .150 | - | - | - | .070 | - |
| Hod carriers | 5.000 | 5.550 | 40.00 | .200 | - | .150 | - | - | - | .070 | - |
| Mortar mixers | 5.000 | 5.550 | 40.00 | .200 | - | .150 | - | - | - | .070 | - |
| Construction laborers | 4.750 | 5.300 | 40.00 | .200 | - | .150 | - | - | - | .070 | - |
| Concrete saw operators | 4.850 | 5.400 | 40.00 | .200 | - | .150 | - | - | - | .070 | - |
| Pipelayers | 5.000 | 5.550 | 40.00 | .200 | - | .150 | - | - | - | .070 | - |
| Motorized Georgia bug-gy operators | 4.850 | 5.400 | 40.00 | .200 | - | .150 | - | - | - | .070 | - |
| Nozzlemen (gunnite) or landblasting | 4.850 | 5.400 | 40.00 | .200 | - | .150 | - | - | - | .070 | - |
| Burner (wrecking) | 5.100 | 5.650 | 40.00 | .200 | - | .150 | - | - | - | .070 | - |
| Composition roofers' helpers | 3.950 | 4.150 | 40.00 | - | - | - | - | - | - | - | - |
| Elevator constructors' helpers | 5.610 | 6.160 | 40.00 | .545 | - | .350 | - | - | 6.00 | .020 | 2.31 |
| Plumbers' laborers | 4.750 | 5.300 | 40.00 | .200 | - | .150 | - | - | - | .070 | - |
| Terrazzo workers' helpers | 5.000 | 5.550 | 40.00 | .200 | - | .150 | - | - | - | .070 | - |
| Base grinders | 5.150 | 5.700 | 40.00 | .200 | - | .150 | - | - | - | .070 | - |
| Floor grinders | 5.150 | 5.700 | 40.00 | .200 | - | .150 | - | - | - | .070 | - |
| Tile layers' helpers | 5.000 | 5.550 | 40.00 | .200 | - | .150 | - | - | - | .070 | - |
| Highway and street construction | | | | | | | | | | | |
| Journeyman | | | | | | | | | | | |
| Carpenters | 7.750 | 8.350 | 40.00 | .350 | - | .300 | - | - | - | - | - |

See footnotes at end of table.

Table 20. Wage rates, hours, and employer contributions for selected benefits: Selected cities—Continued

(Union hourly wage rates, July 1, 1976, and wage rates, straight-time weekly hours, and employer insurance, pension, vacation, and other contributions to funds in the building trades, July 1, 1977)

| City and job classification | July 1, 1976 | July 1, 1977 | | | | | | | | | |
|---|----------------------------|----------------------------|-----------------------------|---|---------|---------|---------|----------|---------|--------------------|---------|
| | Rate per hour ¹ | Rate per hour ¹ | Hours per week ² | Employer contributions for selected benefits ³ | | | | | | | |
| | | | | Insurance ⁴ | | Pension | | Vacation | | Other ⁵ | |
| | | | | Dollars | Percent | Dollars | Percent | Dollars | Percent | Dollars | Percent |
| Norfolk, Va. —Continued | | | | | | | | | | | |
| Highway and street construction —Continued | | | | | | | | | | | |
| Journeyman —Continued | | | | | | | | | | | |
| Engineers—Power equipment operators: Heavy equipment—Compressors (4 or more), cranemen, hoists (2 drums or more), finish graders | \$8.250 | \$8.900 | 40.00 | 0.425 | - | 0.300 | - | - | - | 0.010 | - |
| Medium equipment— Bulldozers, forklifts, mixers (over 165), pans, trenchers | 6.690 | 7.100 | 40.00 | .425 | - | .300 | - | - | - | .010 | - |
| Light equipment—Compressors (less than 4), hoists (1-drum), mixers, tractors (without attachments) | 5.560 | 5.850 | 40.00 | .425 | - | .300 | - | - | - | .010 | - |
| Other heavy construction | | | | | | | | | | | |
| Journeyman | | | | | | | | | | | |
| Engineers—Power equipment operators: Heavy equipment—Compressors (4 or more), cranemen, hoists (2 drums or more), finish graders | 8.650 | 9.300 | 40.00 | .425 | - | .300 | - | - | - | .010 | - |
| Medium equipment— Bulldozers, forklifts, mixers (over 165), pans, trenchers | 7.040 | 7.450 | 40.00 | .425 | - | .300 | - | - | - | .010 | - |
| Light equipment—Compressors (less than 4), hoists (1-drum), mixers, tractors (without attachments) | 5.860 | 6.150 | 40.00 | .425 | - | .300 | - | - | - | .010 | - |
| Omaha, Nebr. | | | | | | | | | | | |
| Building construction | | | | | | | | | | | |
| Journeyman | | | | | | | | | | | |
| Asbestos workers | 10.620 | 11.240 | 40.00 | .500 | - | .400 | - | - | 4.50 | ²³ .800 | - |
| Bricklayers | 9.430 | ⁸ 9.430 | 40.00 | .500 | - | .400 | - | 0.750 | - | - | - |
| Carpenters | 9.160 | 9.230 | 40.00 | .500 | - | .500 | - | .600 | - | .050 | - |
| Floor layers | 9.160 | 9.230 | 40.00 | .500 | - | .500 | - | .600 | - | .050 | - |
| Piledrivers | 9.160 | 9.355 | 40.00 | .500 | - | .500 | - | .600 | - | .050 | - |

See footnotes at end of table.

Table 20. Wage rates, hours, and employer contributions for selected benefits: Selected cities—Continued

(Union hourly wage rates, July 1, 1976, and wage rates, straight-time weekly hours, and employer insurance, pension, vacation, and other contributions to funds in the building trades, July 1, 1977)

| City and job classification | July 1, 1976 | July 1, 1977 | | | | | | | | | |
|---|----------------------------|----------------------------|-----------------------------|---|---------|---------|---------|--------------------|-------------------|--------------------|---------|
| | Rate per hour ¹ | Rate per hour ¹ | Hours per week ² | Employer contributions for selected benefits ³ | | | | | | | |
| | | | | Insurance ⁴ | | Pension | | Vacation | | Other ⁵ | |
| | | | | Dollars | Percent | Dollars | Percent | Dollars | Percent | Dollars | Percent |
| Omaha, Nebr. | | | | | | | | | | | |
| —Continued | | | | | | | | | | | |
| Building construction | | | | | | | | | | | |
| —Continued | | | | | | | | | | | |
| Journeyman | | | | | | | | | | | |
| —Continued | | | | | | | | | | | |
| Millwrights | \$9.410 | \$10.080 | 40.00 | 0.500 | - | 0.500 | - | 0.600 | - | 0.050 | - |
| Cement finishers | 9.820 | 10.590 | 40.00 | .500 | - | .400 | - | - | - | - | - |
| Drywall tapers (finishers) | 9.490 | 10.340 | 40.00 | .550 | - | - | - | .500 | - | .040 | - |
| Electricians (inside wiring) | 10.516 | 11.390 | 40.00 | .680 | - | .650 | 3.00 | - | ⁶ 8.00 | - | 1.50 |
| Elevator constructors | 10.410 | 10.990 | 40.00 | .545 | - | .350 | - | - | 6.00 | .280 | 2.30 |
| Engineers—Power equip- ment operators: | | | | | | | | | | | |
| Heavy equipment: | | | | | | | | | | | |
| Cranes, derricks, shovels, 2-drum hoists | 9.850 | 10.450 | 40.00 | .500 | - | .570 | - | - | - | - | - |
| Medium equipment: | | | | | | | | | | | |
| Blade graders, motor grade and traxdozers | 9.600 | 10.200 | 40.00 | .500 | - | .570 | - | - | - | - | - |
| Bulldozers, concrete pumps, forklifts, tractors, 1-drum hoists | 9.500 | 10.100 | 40.00 | .500 | - | .570 | - | - | - | - | - |
| Light equipment: | | | | | | | | | | | |
| Air compressors and wheel tractors | 8.360 | 8.630 | 40.00 | .500 | - | .570 | - | - | - | - | - |
| Glaziers | 9.250 | 10.050 | 40.00 | .550 | - | .350 | - | ⁶ .500 | - | - | - |
| Lathers | 8.350 | ⁸ 8.350 | 40.00 | .500 | - | .400 | - | ⁶ 1.000 | - | .200 | - |
| Machinists | 10.000 | ⁸ 10.000 | 40.00 | .366 | - | .250 | - | - | ⁶ 6.00 | - | - |
| Marble setters | 7.950 | ⁸ 7.950 | 40.00 | .200 | - | .400 | - | - | - | .200 | - |
| Mosaic and terrazzo workers | 7.950 | ⁶ 7.950 | 40.00 | .200 | - | .400 | - | - | - | .200 | - |
| Painters | 8.800 | 9.400 | 40.00 | - | - | .450 | - | ⁶ .500 | - | - | - |
| Spray | 9.350 | 10.000 | 40.00 | - | - | .450 | - | ⁶ .500 | - | - | - |
| Structural steel | 9.350 | 10.000 | 40.00 | - | - | .450 | - | ⁶ .500 | - | - | - |
| Swing stage | 9.350 | 10.000 | 40.00 | - | - | .450 | - | ⁶ .500 | - | - | - |
| Paperhangers | 9.150 | 9.750 | 40.00 | - | - | .450 | - | ⁶ .500 | - | - | - |
| Pipefitters | 10.280 | 11.270 | 40.00 | .600 | - | .750 | - | ⁶ .720 | - | ²³ .250 | - |
| Plasterers | 9.680 | 10.200 | 40.00 | .500 | - | .400 | - | ⁶ .500 | - | .200 | - |
| Plumbers | 10.230 | 11.020 | 40.00 | .700 | - | .850 | - | ⁶ .720 | - | .300 | - |
| Reinforcing iron workers | 9.180 | 9.650 | 40.00 | .500 | - | .550 | - | ⁶ 1.000 | - | .050 | - |
| Roofers, composition | 8.180 | 9.180 | 40.00 | .150 | - | .200 | - | ⁶ .500 | - | - | - |
| Sheet-metal workers | 10.472 | 11.036 | 40.00 | .500 | - | - | - | - | ⁶ 6.00 | .180 | - |
| Stonemasons | 9.430 | ⁸ 9.430 | 40.00 | .500 | - | .400 | - | .750 | - | - | - |
| Structural and ornamental iron workers | 9.180 | 9.650 | 40.00 | .500 | - | .550 | - | ⁶ 1.000 | - | .050 | - |
| Tile layers | 7.950 | 7.950 | 40.00 | .200 | - | .400 | - | - | - | .200 | - |
| Helpers and laborers | | | | | | | | | | | |
| Bricklayers' tenders | 7.065 | 7.905 | 40.00 | .500 | - | .400 | - | - | - | ²³ .300 | - |
| Mortar mixers | 7.065 | 7.905 | 40.00 | .500 | - | .400 | - | - | - | .300 | - |
| Building laborers | 6.920 | 7.760 | 40.00 | .500 | - | .400 | - | - | - | ²³ .300 | - |
| Elevator constructors' helpers | 7.290 | 7.690 | 40.00 | .545 | - | .350 | - | - | 6.00 | .280 | 2.30 |
| Marble setters' helpers | 8.110 | ⁸ 8.110 | 40.00 | - | - | - | - | - | - | - | - |
| Plasterers' laborers | 7.185 | 8.025 | 40.00 | .500 | - | .400 | - | - | - | ²³ .300 | - |

See footnotes at end of table.

Table 20. Wage rates, hours, and employer contributions for selected benefits: Selected cities—Continued

(Union hourly wage rates, July 1, 1976, and wage rates, straight-time weekly hours, and employer insurance, pension, vacation, and other contributions to funds in the building trades, July 1, 1977)

| City and job classification | July 1, 1976 | July 1, 1977 | | | | | | | | | |
|--|----------------------------|----------------------------|-----------------------------|---|---------|---------|---------|----------|---------|--------------------|---------|
| | Rate per hour ¹ | Rate per hour ¹ | Hours per week ² | Employer contributions for selected benefits ³ | | | | | | | |
| | | | | Insurance ⁴ | | Pension | | Vacation | | Other ⁵ | |
| | | | | Dollars | Percent | Dollars | Percent | Dollars | Percent | Dollars | Percent |
| Omaha, Nebr.—Continued | | | | | | | | | | | |
| Building construction—Continued | | | | | | | | | | | |
| Helpers and laborers—Continued | | | | | | | | | | | |
| Terrazzo workers' helpers | \$8.110 | ⁸ \$8.110 | 40.00 | - | - | - | - | - | - | - | - |
| Base machine | 8.260 | ⁸ 8.260 | 40.00 | - | - | - | - | - | - | - | - |
| Tile layers' helpers | 8.110 | ⁸ 8.110 | 40.00 | - | - | - | - | - | - | - | - |
| Highway and street construction | | | | | | | | | | | |
| Journeyman | | | | | | | | | | | |
| Carpenters | 9.110 | ⁸ 9.110 | 40.00 | 0.500 | - | 0.500 | - | 0.600 | - | 0.050 | - |
| Cement masons | 9.280 | 9.880 | 40.00 | .500 | - | .400 | - | - | - | - | - |
| Engineers—Power equipment operators: | | | | | | | | | | | |
| Oiler drivers | 7.030 | 7.450 | 40.00 | .500 | - | .400 | - | - | - | .020 | - |
| Tractors (under 35 hp.), form trenchers, belt machines | 7.410 | 7.850 | 40.00 | .500 | - | .400 | - | - | - | .020 | - |
| Spread oilers (after 1 yr.) | 8.510 | 9.110 | 40.00 | .500 | - | .400 | - | - | - | .020 | - |
| Concrete spreaders, traxcavators, one-drum hoists, and winch trucks | 8.730 | 9.330 | 40.00 | .500 | - | .400 | - | - | - | .020 | - |
| Hydro hammers | 7.630 | 8.230 | 40.00 | .500 | - | .400 | - | - | - | .020 | - |
| Scrapers and turna-pulls (over 35 hp.) | 8.900 | 9.500 | 40.00 | .500 | - | .400 | - | - | - | .020 | - |
| Trenching machines, piledrivers, locomotives, side boom cats, rotary well-drilling operators | 9.070 | 9.670 | 40.00 | .500 | - | .400 | - | - | - | .020 | - |
| Helpers and laborers | | | | | | | | | | | |
| Form setters and precast manhole setters | 7.030 | 7.430 | 40.00 | .500 | - | .400 | - | - | - | ⁶ .200 | - |
| Pipelayers and concrete saw operators | 6.650 | 7.050 | 40.00 | .500 | - | .400 | - | - | - | ⁶ .200 | - |
| Rakers and screedmen on asphalt, mortar mixers | 6.580 | 6.980 | 40.00 | .500 | - | .400 | - | - | - | ⁶ .200 | - |
| Form setter helpers | 6.600 | 7.000 | 40.00 | .500 | - | .400 | - | - | - | ⁶ .200 | - |
| General laborers | 6.400 | 6.800 | 40.00 | .500 | - | .400 | - | - | - | ⁶ .200 | - |
| Laborer-welders | 6.570 | 6.970 | 40.00 | .500 | - | .400 | - | - | - | ⁶ .200 | - |
| Tunnelers, free air | 6.900 | 7.300 | 40.00 | .500 | - | .400 | - | - | - | ⁶ .200 | - |

See footnotes at end of table.

Table 20. Wage rates, hours, and employer contributions for selected benefits: Selected cities—Continued

(Union hourly wage rates, July 1, 1976, and wage rates, straight-time weekly hours, and employer insurance, pension, vacation, and other contributions to funds in the building trades, July 1, 1977)

| City and job classification | July 1, 1976 | July 1, 1977 | | | | | | | | | |
|---|----------------------------|----------------------------|-----------------------------|---|---------|---------|---------|--------------------|---------|--------------------|---------|
| | Rate per hour ¹ | Rate per hour ¹ | Hours per week ² | Employer contributions for selected benefits ³ | | | | | | | |
| | | | | Insurance ⁴ | | Pension | | Vacation | | Other ⁵ | |
| | | | | Dollars | Percent | Dollars | Percent | Dollars | Percent | Dollars | Percent |
| Omaha, Nebr.—Continued | | | | | | | | | | | |
| Other heavy construction | | | | | | | | | | | |
| Journeyman | | | | | | | | | | | |
| Carpenters | \$9.110 | ⁸ \$9.110 | 40.00 | 0.500 | - | 0.400 | - | 0.600 | - | 0.050 | - |
| Cement masons | 9.280 | 9.880 | 40.00 | .500 | - | .400 | - | - | - | - | - |
| Engineers—Power equipment operators: | | | | | | | | | | | |
| Oiler drivers | 7.030 | 7.450 | 40.00 | .500 | - | .400 | - | - | - | .020 | - |
| Tractors (under 35 hp.), form trenchers, belt machines | 7.410 | 7.850 | 40.00 | .500 | - | .400 | - | - | - | .020 | - |
| Spread oilers (after 1 yr.) | 8.510 | 9.110 | 40.00 | .500 | - | .400 | - | - | - | .020 | - |
| Concrete spreaders, traxcavators, one-drum hoists, and winch trucks | 8.730 | 9.330 | 40.00 | .500 | - | .400 | - | - | - | .020 | - |
| Hydro hammers | 7.630 | 8.230 | 40.00 | .500 | - | .400 | - | - | - | .020 | - |
| Scrapers and turn-pulls (over 35 hp.) | 8.900 | 9.500 | 40.00 | .500 | - | .400 | - | - | - | .020 | - |
| Trenching machines, pile drivers, locomotives, side boom cats, rotary well-drilling operators | 9.070 | 9.670 | 40.00 | .500 | - | .400 | - | - | - | .020 | - |
| Helpers and laborers | | | | | | | | | | | |
| Form setters and precast manhole setters | 7.030 | 7.430 | 40.00 | .500 | - | .400 | - | - | - | ⁶ .200 | - |
| Pipelayers and concrete saw operators | 6.650 | 7.050 | 40.00 | .500 | - | .400 | - | - | - | ⁶ .200 | - |
| Rakers and screedmen on asphalt, mortar mixers | 6.580 | 6.980 | 40.00 | .500 | - | .400 | - | - | - | ⁶ .200 | - |
| Form setter helpers | 6.600 | 7.000 | 40.00 | .500 | - | .400 | - | - | - | ⁶ .200 | - |
| General laborers | 6.400 | 6.800 | 40.00 | .500 | - | .400 | - | - | - | ⁶ .200 | - |
| Laborer-welders | 6.570 | 6.970 | 40.00 | .500 | - | .400 | - | - | - | ⁶ .200 | - |
| Tunnelers, free air | 6.900 | 7.300 | 40.00 | .500 | - | .400 | - | - | - | ⁶ .200 | - |
| Philadelphia, Pa. | | | | | | | | | | | |
| Building construction | | | | | | | | | | | |
| Journeyman | | | | | | | | | | | |
| Asbestos workers | 10.170 | 10.720 | 40.00 | .700 | - | .750 | - | ⁶ 1.000 | - | .040 | - |
| Boilermakers | 11.050 | 12.050 | 40.00 | .750 | - | 1.000 | - | - | - | - | - |
| Bricklayers | 10.300 | 10.430 | 35.00 | 1.100 | - | 1.000 | - | ⁶ .450 | - | .090 | - |
| Residential | 10.450 | 10.380 | 40.00 | .770 | - | .800 | - | ⁶ .350 | - | .020 | - |
| Carpenters | 9.770 | 10.120 | 40.00 | 2.130 | - | 1.300 | - | - | - | .200 | - |
| Millwrights | 10.270 | 10.620 | 40.00 | 2.130 | - | 1.300 | - | - | - | .200 | - |
| Wharf and dock builders | 10.420 | 10.770 | 40.00 | 2.130 | - | 1.300 | - | - | - | .200 | - |

See footnotes at end of table.

Table 20. Wage rates, hours, and employer contributions for selected benefits: Selected cities—Continued

(Union hourly wage rates, July 1, 1976, and wage rates, straight-time weekly hours, and employer insurance, pension, vacation, and other contributions to funds in the building trades, July 1, 1977)

| City and job classification | July 1, 1976 | | July 1, 1977 | | | | | | | | |
|---|----------------------------|----------------------------|-----------------------------|---|---------|---------|---------|--------------------|-------------------|--------------------|---------|
| | Rate per hour ¹ | Rate per hour ¹ | Hours per week ² | Employer contributions for selected benefits ³ | | | | | | | |
| | | | | Insurance ⁴ | | Pension | | Vacation | | Other ⁵ | |
| | | | | Dollars | Percent | Dollars | Percent | Dollars | Percent | Dollars | Percent |
| Philadelphia, Pa.—Continued | | | | | | | | | | | |
| Building construction—Continued | | | | | | | | | | | |
| Journeyman—Continued | | | | | | | | | | | |
| Cement masons | \$10.000 | \$10.000 | 40.00 | 1.740 | - | 1.550 | - | - | - | 0.080 | - |
| Electricians (inside wires) | + 11.630 | 12.087 | 40.00 | - | 6.00 | - | 8.00 | - | ⁶ 4.00 | - | - |
| Residential | + 11.630 | 11.300 | 40.00 | - | 6.00 | - | 8.00 | - | ⁶ 4.00 | - | - |
| Elevator constructors | 11.350 | 12.090 | 40.00 | .545 | - | .350 | - | - | 6.00 | .282 | 2.30 |
| Engineers—Power equip- ment operators: | | | | | | | | | | | |
| Heavy equipment: | | | | | | | | | | | |
| Cranes handling steel or stone | 11.910 | 12.600 | 40.00 | - | 5.50 | - | 9.50 | - | - | - | - |
| Power shovels, der- ricks, cableways | 11.650 | 12.340 | 40.00 | - | 5.50 | - | 9.50 | - | - | - | - |
| Medium equipment: | | | | | | | | | | | |
| Tournapulls, carry- alls | 10.780 | 11.470 | 40.00 | - | 5.50 | - | 9.50 | - | - | - | - |
| Bulldozers, tractors (D7 and over) | 10.780 | 11.470 | 40.00 | - | 5.50 | - | 9.50 | - | - | - | - |
| Light equipment: | | | | | | | | | | | |
| Welding machines | 10.090 | 10.780 | 40.00 | - | 5.50 | - | 9.50 | - | - | - | - |
| Compressors, pumps | 10.090 | 10.780 | 40.00 | - | 5.50 | - | 9.50 | - | - | - | - |
| Glaziers | + 9.480 | 9.930 | 40.00 | .650 | - | 1.550 | - | ⁶ 0.600 | - | .010 | - |
| Lathers | 9.865 | 10.250 | 40.00 | .750 | - | .600 | - | - | - | - | - |
| Machinists | 10.050 | 10.500 | 40.00 | .900 | - | - | - | - | 5.00 | .444 | - |
| Marble setters | 9.250 | 9.700 | 40.00 | .870 | - | .970 | - | .500 | - | - | - |
| Mosaic and terrazzo work- ers | 8.920 | 9.350 | 40.00 | .870 | - | .970 | - | .500 | - | - | - |
| Painters | + 8.895 | 9.795 | 40.00 | .975 | - | .400 | - | ⁶ .400 | - | .050 | - |
| Swing, spray, or roller | 8.745 | 10.045 | 40.00 | .975 | - | .400 | - | ⁶ .400 | - | .050 | - |
| Paperhangers | 9.220 | 9.620 | 40.00 | .600 | - | .500 | - | .970 | - | - | - |
| Pipefitters | + 11.040 | 11.160 | 40.00 | .800 | - | 1.450 | - | ⁶ 1.000 | - | .080 | - |
| Sprinkler fitters | 12.040 | 12.820 | 40.00 | .650 | - | .950 | - | - | - | - | - |
| Plasterers | 10.325 | ⁶ 10.325 | 40.00 | .780 | - | - | - | .500 | - | - | - |
| Plumbers | 10.420 | 11.020 | 40.00 | .810 | - | 1.300 | - | ⁶ 1.000 | - | .330 | - |
| Reinforcing iron workers | 10.420 | 11.050 | 40.00 | .840 | - | 1.610 | - | ⁶ 1.000 | - | - | - |
| Roofers, composition | 10.500 | 10.970 | 40.00 | 1.300 | - | .820 | - | ⁶ 1.060 | - | .200 | - |
| Sheet-metal workers | 11.260 | 12.110 | 40.00 | 1.020 | - | 1.180 | - | ⁶ .500 | - | .120 | 3.00 |
| Stonemasons | 8.700 | 9.130 | 40.00 | .870 | - | .970 | - | ⁶ .500 | - | - | - |
| Setters | 9.280 | 9.710 | 40.00 | .870 | - | .970 | - | ⁶ .500 | - | - | - |
| Structural-iron workers | 10.770 | 11.420 | 40.00 | .840 | - | 1.360 | - | .900 | - | - | - |
| Tile layers | + 9.250 | 9.470 | 40.00 | 1.250 | - | 1.030 | - | .250 | - | .140 | - |
| Helpers and laborers | | | | | | | | | | | |
| Bricklayers' tenders | 7.500 | 7.850 | 40.00 | .900 | - | .650 | - | - | - | .055 | - |
| Building laborers | 7.950 | 8.500 | 40.00 | .900 | - | .650 | - | - | - | .080 | - |
| Residential | 7.400 | 7.750 | 40.00 | .900 | - | .650 | - | - | - | .055 | - |
| Composition roofers' helpers | 4.640 | 4.440 | 40.00 | 1.300 | - | .820 | - | ⁶ 1.060 | - | .200 | - |
| Elevator constructors' helpers | 7.945 | 8.460 | 40.00 | .545 | - | .350 | - | - | 6.00 | .282 | 2.30 |
| Marble setters' helpers | 7.510 | 7.740 | 40.00 | 1.100 | - | 1.250 | - | - | - | - | - |
| Tile layers' helpers | 7.280 | 7.510 | 40.00 | 1.100 | - | 1.250 | - | - | - | .140 | - |

See footnotes at end of table.

Table 20. Wage rates, hours, and employer contributions for selected benefits: Selected cities—Continued

(Union hourly wage rates, July 1, 1976, and wage rates, straight-time weekly hours, and employer insurance, pension, vacation, and other contributions to funds in the building trades, July 1, 1977)

| City and job classification | July 1, 1976 | July 1, 1977 | | | | | | | | | |
|---|----------------------------|----------------------------|-----------------------------|---|---------|---------|---------|--------------------|---------|--------------------|---------|
| | Rate per hour ¹ | Rate per hour ¹ | Hours per week ² | Employer contributions for selected benefits ³ | | | | | | | |
| | | | | Insurance ⁴ | | Pension | | Vacation | | Other ⁵ | |
| | | | | Dollars | Percent | Dollars | Percent | Dollars | Percent | Dollars | Percent |
| Philadelphia, Pa.—Continued | | | | | | | | | | | |
| Highway and street construction | | | | | | | | | | | |
| Journeyman | | | | | | | | | | | |
| Carpenters | \$10.220 | \$10.570 | 40.00 | 2.130 | - | 1.300 | - | - | - | 0.200 | - |
| Engineers—Power equipment operators: | | | | | | | | | | | |
| Heavy equipment—cranes | 11.650 | 12.340 | 40.00 | - | 5.50 | - | 9.50 | - | - | - | - |
| Medium equipment: Bulldozers, tractors (under D7) | 10.780 | 11.470 | 40.00 | - | 5.50 | - | 9.50 | - | - | - | - |
| Cranes, tower-pulls | 10.780 | 11.470 | 40.00 | - | 5.50 | - | 9.50 | - | - | - | - |
| Light equipment: Compressors, pumps | 10.090 | 10.780 | 40.00 | - | 5.50 | - | 9.50 | - | - | - | - |
| Welding machines | 10.090 | 10.780 | 40.00 | - | 5.50 | - | 9.50 | - | - | - | - |
| Helpers and laborers | | | | | | | | | | | |
| Construction laborers | 7.900 | 8.450 | 40.00 | .950 | - | .650 | - | - | - | .050 | - |
| Phoenix, Ariz. | | | | | | | | | | | |
| Building construction | | | | | | | | | | | |
| Journeyman | | | | | | | | | | | |
| Asbestos workers | 9.390 | 10.040 | 40.00 | .500 | - | .950 | - | ⁶ 1.000 | - | .100 | - |
| Boilermakers | 12.000 | 13.175 | 40.00 | .775 | - | 1.000 | - | .500 | - | - | - |
| Bricklayers | 10.050 | 10.650 | 40.00 | .650 | - | .900 | - | - | - | .210 | - |
| Carpenters: | | | | | | | | | | | |
| Agreement A | 9.085 | 10.035 | 40.00 | 1.045 | - | 1.055 | - | ⁶ .250 | - | .050 | - |
| Agreement B | 8.835 | 9.735 | 40.00 | 1.045 | - | 1.055 | - | ⁶ .250 | - | .050 | - |
| Agreement C | 8.835 | 9.735 | 40.00 | 1.045 | - | 1.055 | - | ⁶ .250 | - | .050 | - |
| Millwrights | +9.500 | 10.450 | 40.00 | 1.045 | - | 1.055 | - | ⁶ .250 | - | .050 | - |
| Piledrivers: | | | | | | | | | | | |
| Agreement A | +9.370 | 10.320 | 40.00 | 1.045 | - | 1.055 | - | ⁶ .250 | - | .050 | - |
| Agreement B | 9.085 | 10.020 | 40.00 | 1.045 | - | 1.055 | - | ⁶ .250 | - | .050 | - |
| Agreement C | 9.085 | 10.020 | 40.00 | 1.045 | - | 1.055 | - | ⁶ .250 | - | .050 | - |
| Floor layers: | | | | | | | | | | | |
| Agreement A | +9.370 | 10.320 | 40.00 | 1.045 | - | 1.055 | - | ⁶ .250 | - | .050 | - |
| Agreement B | 9.085 | 10.020 | 40.00 | 1.045 | - | 1.055 | - | ⁶ .250 | - | .050 | - |
| Agreement C | 9.085 | 10.020 | 40.00 | 1.045 | - | 1.055 | - | ⁶ .250 | - | .050 | - |
| Cement finishers | 8.510 | 9.410 | 40.00 | .950 | - | 1.000 | - | ⁶ .500 | - | - | - |
| Composition finishers | 9.150 | 9.570 | 40.00 | .950 | - | 1.000 | - | ⁶ .500 | - | - | - |
| Electricians (inside wirers) | 10.530 | 12.240 | 40.00 | .960 | - | .780 | 3.00 | - | - | .100 | 1.75 |
| Elevator constructors | 11.550 | 11.775 | 40.00 | .545 | - | .350 | - | - | 6.00 | .020 | 2.31 |
| Glaziers | 10.390 | 10.490 | 40.00 | .850 | - | .300 | - | - | - | - | - |
| Lathers | 9.190 | 9.790 | 40.00 | .750 | - | - | - | 1.400 | - | .110 | - |
| Marble setters | 9.070 | 10.020 | 40.00 | .650 | - | .700 | - | - | - | .060 | - |
| Mosaic and terrazzo workers | 10.240 | ⁶ 10.240 | 40.00 | - | - | - | - | - | - | - | - |

See footnotes at end of table.

Table 20. Wage rates, hours, and employer contributions for selected benefits: Selected cities—Continued

(Union hourly wage rates, July 1, 1976, and wage rates, straight-time weekly hours, and employer insurance, pension, vacation, and other contributions to funds in the building trades, July 1, 1977)

| City and job classification | July 1, 1976 | July 1, 1977 | | | | | | | | | | |
|---|-------------------------------|-------------------------------|-----------------------------------|---|---------|---------|---------|--------------------|---------|--------------------|---------|------|
| | Rate per hour ¹ | Rate per hour ¹ | Hours per week ² | Employer contributions for selected benefits ³ | | | | | | | | |
| | | | | Insurance ⁴ | | Pension | | Vacation | | Other ⁵ | | |
| | | | | Dollars | Percent | Dollars | Percent | Dollars | Percent | Dollars | Percent | |
| Phoenix, Ariz.—Continued | | | | | | | | | | | | |
| Building construction—Continued | | | | | | | | | | | | |
| Journeyman—Continued | | | | | | | | | | | | |
| Painters | \$9.090 | \$9.690 | 40.00 | 0.590 | - | 0.380 | - | - | - | - | 0.180 | - |
| Spray | 9.340 | 9.940 | 40.00 | .590 | - | .380 | - | - | - | - | .180 | - |
| Swing stage | 9.220 | 9.820 | 40.00 | .590 | - | .380 | - | - | - | - | .180 | - |
| Spray | 9.810 | 10.410 | 40.00 | .590 | - | .380 | - | - | - | - | .180 | - |
| Steel and bridge | 9.440 | 10.040 | 40.00 | .590 | - | .380 | - | - | - | - | .180 | - |
| Spray | 9.640 | 10.240 | 40.00 | .590 | - | .380 | - | - | - | - | .180 | - |
| Paperhangers | 9.340 | 9.940 | 40.00 | .590 | - | .380 | - | - | - | - | .180 | - |
| Pipefitters, steamfitters | 11.140 | 11.740 | 40.00 | .750 | - | 1.350 | - | - | - | - | .120 | - |
| Refrigeration fitters | 11.140 | 11.740 | 40.00 | .750 | - | 1.350 | - | - | - | - | .120 | - |
| Plasterers | 9.020 | ⁸ 9.020 | 40.00 | .750 | - | 1.000 | - | ⁶ 0.750 | - | - | - | - |
| Plumbers | 11.140 | 11.740 | 40.00 | .750 | - | 1.350 | - | - | - | - | .120 | - |
| Reinforcing iron workers | 10.040 | 10.440 | 40.00 | 1.140 | - | 1.860 | - | .500 | - | - | .050 | - |
| Roofers, slate and tile | 8.410 | 9.160 | 40.00 | .845 | - | .200 | - | .500 | - | - | - | - |
| Sheet-metal workers | 9.280 | 10.480 | 40.00 | .750 | - | 1.200 | - | .850 | - | - | .130 | - |
| Stonemasons | 10.050 | 10.650 | 40.00 | .650 | - | .900 | - | - | - | - | .210 | - |
| Structural-iron workers | 10.040 | 10.440 | 40.00 | 1.140 | - | 1.860 | - | .500 | - | - | .050 | - |
| Ornamental iron work- ers | 10.040 | 10.440 | 40.00 | 1.140 | - | 1.860 | - | .500 | - | - | .050 | - |
| Tile layers | 9.070 | 10.020 | 40.00 | .650 | - | .700 | - | - | - | - | .060 | - |
| Helpers and laborers | | | | | | | | | | | | |
| Bricklayers' and masons' tenders | 7.325 | 8.700 | 40.00 | .850 | - | .850 | - | .250 | - | - | - | - |
| Building laborers: | | | | | | | | | | | | |
| Group I | 6.880 | 8.010 | 40.00 | .850 | - | .850 | - | .250 | - | - | - | - |
| Group II | 7.010 | 8.140 | 40.00 | .850 | - | .850 | - | .250 | - | - | - | - |
| Group III | 7.150 | 8.280 | 40.00 | .850 | - | .850 | - | .250 | - | - | - | - |
| Group IV | 7.260 | 8.390 | 40.00 | .850 | - | .850 | - | .250 | - | - | - | - |
| Group V | 7.430 | 8.560 | 40.00 | .850 | - | .850 | - | .250 | - | - | - | - |
| Group VI | 7.805 | 8.935 | 40.00 | .850 | - | .850 | - | .250 | - | - | - | - |
| Group VII | 8.435 | 9.565 | 40.00 | .850 | - | .850 | - | .250 | - | - | - | - |
| Elevator constructors' helpers | 8.085 | ⁸ 8.240 | 40.00 | .545 | - | .350 | - | - | 6.00 | - | .020 | 2.31 |
| Marble setters' helpers | +5.630 | ⁸ 8.920 | 40.00 | - | - | - | - | - | - | - | .160 | - |
| Plasterers' laborers: | | | | | | | | | | | | |
| Agreement A | 6.380 | 5.630 | 40.00 | .750 | - | 1.000 | - | ⁶ .750 | - | - | - | - |
| Agreement B | 8.030 | 9.160 | 40.00 | .850 | - | .850 | - | .250 | - | - | - | - |
| Plumbers helpers | 4.500 | ⁸ 4.500 | 40.00 | .750 | - | 1.350 | - | - | - | - | .120 | - |
| Terrazzo workers' helpers: | | | | | | | | | | | | |
| Base machines | 9.300 | ⁸ 9.300 | 40.00 | - | - | - | - | - | - | - | - | - |
| Floor machines | 9.000 | ⁸ 9.000 | 40.00 | - | - | - | - | - | - | - | - | - |
| Tile layers' helpers | 8.520 | 8.520 | 40.00 | - | - | - | - | - | - | - | .160 | - |

See footnotes at end of table.

Table 20. Wage rates, hours, and employer contributions for selected benefits: Selected cities—Continued

(Union hourly wage rates, July 1, 1976, and wage rates, straight-time weekly hours, and employer insurance, pension, vacation, and other contributions to funds in the building trades, July 1, 1977)

| City and job classification | July 1, 1976 | July 1, 1977 | | | | | | | | | |
|--------------------------------------|----------------------------|----------------------------|-----------------------------|---|---------|---------|---------|----------|---------|--------------------|---------|
| | Rate per hour ¹ | Rate per hour ¹ | Hours per week ² | Employer contributions for selected benefits ³ | | | | | | | |
| | | | | Insurance ⁴ | | Pension | | Vacation | | Other ⁵ | |
| | | | | Dollars | Percent | Dollars | Percent | Dollars | Percent | Dollars | Percent |
| Phoenix, Ariz.—Continued | | | | | | | | | | | |
| Other heavy construction | | | | | | | | | | | |
| Journeyman | | | | | | | | | | | |
| Engineers—Power equipment operators: | | | | | | | | | | | |
| Heavy equipment: | | | | | | | | | | | |
| Group 1—Oilers | - | \$8.350 | 40.00 | .950 | - | .900 | - | .250 | - | .060 | - |
| Group 4: | | | | | | | | | | | |
| Elevator hoist operators | - | 9.710 | 40.00 | .950 | - | .900 | - | .250 | - | .060 | - |
| Roller operators | - | 9.710 | 40.00 | .950 | - | .900 | - | .250 | - | .060 | - |
| Screed operators | - | 9.710 | 40.00 | .950 | - | .900 | - | .250 | - | .060 | - |
| Tugger operators | - | 9.710 | 40.00 | .950 | - | .900 | - | .250 | - | .060 | - |
| Group 5: | | | | | | | | | | | |
| Aggregate plant operators | - | 10.240 | 40.00 | .950 | - | .900 | - | .250 | - | .060 | - |
| Asphalt plant mixers | | | | | | | | | | | |
| Roller operators | - | 10.240 | 40.00 | .950 | - | .900 | - | .250 | - | .060 | - |
| Skip loaders | - | 10.240 | 40.00 | .950 | - | .900 | - | .250 | - | .060 | - |
| Group 5A: | | | | | | | | | | | |
| Scraper operators | - | 10.550 | 40.00 | .950 | - | .900 | - | .250 | - | .060 | - |
| Tractor operators | - | 10.550 | 40.00 | .950 | - | .900 | - | .250 | - | .060 | - |
| Group 6: | | | | | | | | | | | |
| Crane operators | - | 10.880 | 40.00 | .950 | - | .900 | - | .250 | - | .060 | - |
| Motor grade operators | | | | | | | | | | | |
| Scraper operators | - | 10.880 | 40.00 | .950 | - | .900 | - | .250 | - | .060 | - |
| Skip loaders | - | 10.880 | 40.00 | .950 | - | .900 | - | .250 | - | .060 | - |
| Power diggers | - | 10.880 | 40.00 | .950 | - | .900 | - | .250 | - | .060 | - |
| Tower crane operators | - | 10.880 | 40.00 | .950 | - | .900 | - | .250 | - | .060 | - |
| Tractor operators | - | 10.880 | 40.00 | .950 | - | .900 | - | .250 | - | .060 | - |
| Universal equipment operators | - | 10.880 | 40.00 | .950 | - | .900 | - | .250 | - | .060 | - |
| Group 7: | | | | | | | | | | | |
| Crane operators | - | 11.480 | 40.00 | .950 | - | .900 | - | .250 | - | .060 | - |
| Skip loaders | - | 11.480 | 40.00 | .950 | - | .900 | - | .250 | - | .060 | - |
| Universal equipment operators | - | 11.480 | 40.00 | .950 | - | .900 | - | .250 | - | .060 | - |
| Medium equipment: | | | | | | | | | | | |
| Group 3: | | | | | | | | | | | |
| Motor crane drivers | - | 9.180 | 40.00 | .950 | - | .900 | - | .250 | - | .060 | - |
| Skip loaders | - | 9.180 | 40.00 | .950 | - | .900 | - | .250 | - | .060 | - |
| Tractor operators | - | 9.180 | 40.00 | .950 | - | .900 | - | .250 | - | .060 | - |
| Pittsburgh, Pa. | | | | | | | | | | | |
| Building construction | | | | | | | | | | | |
| Journeyman | | | | | | | | | | | |
| Asbestos workers | +\$9.430 | 10.230 | 40.00 | .850 | - | .900 | - | 1.330 | - | .400 | - |
| Boilermakers | +9.260 | 9.965 | 40.00 | - | 7.50 | - | 7.00 | - | - | ⁶ 1.500 | - |
| Bricklayers | 9.500 | 10.000 | 37.50 | .750 | - | 1.200 | - | - | - | 1.310 | - |

See footnotes at end of table.

Table 20. Wage rates, hours, and employer contributions for selected benefits: Selected cities—Continued

(Union hourly wage rates, July 1, 1976, and wage rates, straight-time weekly hours, and employer insurance, pension, vacation, and other contributions to funds in the building trades, July 1, 1977)

| City and job classification | July 1, 1976 | July 1, 1977 | | | | | | | | | |
|--|-------------------------------|-------------------------------|-----------------------------------|---|---------|---------|---------|----------|---------|--------------------|---------|
| | Rate per hour ¹ | Rate per hour ¹ | Hours per week ² | Employer contributions for selected benefits ³ | | | | | | | |
| | | | | Insurance ⁴ | | Pension | | Vacation | | Other ⁵ | |
| | | | | Dollars | Percent | Dollars | Percent | Dollars | Percent | Dollars | Percent |
| Pittsburgh, Pa.—Continued | | | | | | | | | | | |
| Building construction—Continued | | | | | | | | | | | |
| Journeyman—Continued | | | | | | | | | | | |
| Carpenters | \$9.730 | \$10.450 | 40.00 | - | 6.00 | - | 8.00 | - | - | 0.250 | 7.00 |
| Millwrights | 9.190 | 9.640 | 40.00 | - | 6.00 | - | 6.00 | - | - | - | 25.00 |
| Piledrivers | 10.240 | 10.550 | 40.00 | - | 5.50 | - | 10.00 | - | - | - | 1.00 |
| Cement finishers | 9.930 | 10.620 | 40.00 | - | 6.00 | - | 10.00 | - | - | - | 6.50 |
| Electricians (inside wires) | 10.600 | 11.350 | 40.00 | 0.350 | - | 0.200 | 3.00 | 0.600 | - | - | - |
| Elevator constructors | 9.830 | 10.580 | 40.00 | .545 | - | .350 | - | - | 6.00 | .020 | 2.30 |
| Engineers—Power equip- ment operators: | | | | | | | | | | | |
| Heavy equipment: | | | | | | | | | | | |
| Shovels, cranes | 10.775 | 11.625 | 40.00 | .650 | - | .800 | - | - | - | .025 | - |
| Carryall scoops | 10.625 | 11.475 | 40.00 | .650 | - | .800 | - | - | - | .025 | - |
| Medium equipment: | | | | | | | | | | | |
| Bulldozers, compres- sors, hoists | 10.625 | 11.475 | 40.00 | .650 | - | .800 | - | - | - | .025 | - |
| Light equipment: | | | | | | | | | | | |
| Pumps, rollers, welders | 9.800 | 10.400 | 40.00 | .650 | - | .800 | - | - | - | .025 | - |
| Glaziers | 9.390 | 9.740 | 40.00 | .620 | - | .720 | - | .580 | - | .262 | - |
| Lathers | 9.330 | 10.030 | 40.00 | .850 | - | 1.200 | - | - | - | .090 | - |
| Machinists | 10.050 | 10.500 | 40.00 | .900 | - | - | - | - | 5.00 | - | - |
| Marble setters | +9.280 | 9.480 | 40.00 | .750 | - | 1.300 | - | - | - | .520 | - |
| Mosaic and terrazzo work- ers | 10.370 | 10.060 | 40.00 | .750 | - | .950 | - | - | - | .620 | - |
| Painters | 9.980 | 10.630 | 40.00 | .700 | - | .400 | - | - | - | - | - |
| Spray | 10.505 | 11.130 | 40.00 | .700 | - | .400 | - | - | - | - | - |
| Industrial | 10.280 | 11.330 | 40.00 | .700 | - | .400 | - | - | - | - | - |
| Spray, industrial | 10.780 | 11.130 | 40.00 | .700 | - | .400 | - | - | - | - | - |
| Paperhangers | 9.980 | 10.630 | 40.00 | .700 | - | .400 | - | - | - | - | - |
| Pipefitters | 10.540 | 11.290 | 40.00 | .750 | - | 1.100 | - | - | - | .080 | - |
| Sprinkler fitters | 10.055 | 10.590 | 40.00 | .650 | - | .950 | - | - | - | 1.000 | - |
| Plasterers | 9.740 | 10.140 | 40.00 | .700 | - | 1.400 | - | - | - | .140 | - |
| Plumbers | 9.475 | 10.170 | 40.00 | .850 | - | 1.160 | - | - | - | 1.060 | - |
| Reinforcing iron workers | 9.275 | 10.655 | 40.00 | .845 | - | 1.590 | - | - | - | .070 | - |
| Roofers, slate and tile | 10.530 | 11.410 | 40.00 | .770 | - | 1.500 | - | - | - | .373 | - |
| Sheet-metal workers | +8.871 | 9.592 | 40.00 | .900 | - | 1.230 | - | 12.00 | - | .575 | - |
| Spackler and taper | 9.980 | 10.630 | 40.00 | .700 | - | .400 | - | - | - | - | - |
| Stonemasons | +9.840 | 10.140 | 37.50 | .750 | - | 1.500 | - | - | - | .520 | - |
| Structural-iron workers | 10.275 | 10.655 | 40.00 | .845 | - | 1.590 | - | - | - | .070 | - |
| Ornamental iron work- ers | 10.275 | 10.655 | 40.00 | .845 | - | 1.590 | - | - | - | .070 | - |
| Fence erectors | 10.275 | 10.655 | 40.00 | .845 | - | 1.590 | - | - | - | .070 | - |
| Tile layers | +8.250 | 8.880 | 40.00 | .750 | - | 1.300 | - | - | - | .520 | - |
| Helpers and laborers | | | | | | | | | | | |
| Bricklayers' tenders | 8.070 | 8.800 | 40.00 | .790 | - | .600 | - | - | - | .040 | 2.70 |
| Hod carriers and mor- tar mixers | 8.320 | 9.050 | 40.00 | .790 | - | .600 | - | - | - | .040 | 2.70 |
| Building laborers | 8.070 | 8.800 | 40.00 | .790 | - | .600 | - | - | - | .040 | 2.70 |
| Elevator constructors' helpers | 6.880 | 7.410 | 40.00 | .545 | - | .350 | - | - | 6.00 | .020 | 2.30 |
| Marble setters' helpers | 8.400 | 9.100 | 40.00 | .750 | - | 1.000 | - | - | - | .050 | 3.10 |
| Plasterers' tenders | 8.320 | 9.050 | 40.00 | .790 | - | .600 | - | - | - | .040 | 2.70 |

See footnotes at end of table.

Table 20. Wage rates, hours, and employer contributions for selected benefits: Selected cities—Continued

(Union hourly wage rates, July 1, 1976, and wage rates, straight-time weekly hours, and employer insurance, pension, vacation, and other contributions to funds in the building trades, July 1, 1977)

| City and job classification | July 1, 1976 | July 1, 1977 | | | | | | | | | |
|---|----------------------------|----------------------------|-----------------------------|---|---------|---------|---------|--------------------|---------|--------------------|---------|
| | Rate per hour ¹ | Rate per hour ¹ | Hours per week ² | Employer contributions for selected benefits ³ | | | | | | | |
| | | | | Insurance ⁴ | | Pension | | Vacation | | Other ⁵ | |
| | | | | Dollars | Percent | Dollars | Percent | Dollars | Percent | Dollars | Percent |
| Pittsburgh, Pa.—Continued | | | | | | | | | | | |
| Building construction—Continued | | | | | | | | | | | |
| Helpers and laborers—Continued | | | | | | | | | | | |
| Terrazzo workers' helpers | \$8.655 | \$9.305 | 40.00 | 0.750 | - | 1.000 | - | - | - | 0.050 | 3.10 |
| Tile layers' helpers | 7.840 | 8.190 | 40.00 | .750 | - | 1.000 | - | - | - | .950 | - |
| Highway and street construction | | | | | | | | | | | |
| Journeyman | | | | | | | | | | | |
| Carpenters | 9.560 | 10.130 | 40.00 | - | 8.00 | - | 7.00 | - | - | - | .40 |
| Cement finishers | 9.020 | 9.550 | 40.00 | - | 6.00 | - | 10.00 | - | - | - | 6.40 |
| Engineers--Power equipment operators: | | | | | | | | | | | |
| Medium equipment: | | | | | | | | | | | |
| Bulldozers, carryalls graders, scoops | 9.670 | 10.370 | 40.00 | .650 | - | .800 | - | - | - | .035 | - |
| Light equipment: | | | | | | | | | | | |
| Rollers | 7.310 | 8.010 | 40.00 | .650 | - | .800 | - | - | - | .035 | - |
| Compressors | 6.860 | 7.560 | 40.00 | .650 | - | .800 | - | - | - | .035 | - |
| Helpers and laborers | | | | | | | | | | | |
| Construction laborers | 7.260 | 7.710 | 40.00 | .600 | - | .600 | 6.00 | - | - | .040 | - |
| Other heavy construction | | | | | | | | | | | |
| Journeyman | | | | | | | | | | | |
| Carpenters | 9.560 | 9.560 | 40.00 | - | 8.00 | - | 7.00 | - | - | - | .40 |
| Portland, Ore. | | | | | | | | | | | |
| Building construction | | | | | | | | | | | |
| Journeyman | | | | | | | | | | | |
| Asbestos workers | + 10.786 | 11.810 | 40.00 | .500 | - | 1.000 | - | ⁶ 0.250 | - | .070 | - |
| Boilermakers | 10.650 | 11.575 | 40.00 | .775 | - | 1.000 | - | .500 | - | - | - |
| Bricklayers | 10.780 | 11.580 | 40.00 | .750 | - | .850 | - | ⁶ .250 | - | .210 | - |
| Caulkers, pointers and cleaners | 10.780 | 11.580 | 40.00 | .750 | - | .850 | - | ⁶ .250 | - | .210 | - |
| Carpenters | 10.090 | 10.650 | 40.00 | .550 | - | .850 | - | .500 | - | - | - |
| Floor layers | 10.240 | 10.800 | 40.00 | .550 | - | .850 | - | .500 | - | - | - |
| Millwrights | 10.340 | 10.900 | 40.00 | .550 | - | .850 | - | .500 | - | - | - |
| Dock and wharf builders: | | | | | | | | | | | |
| Agreement A | 10.390 | 11.010 | 40.00 | .550 | - | .850 | - | .500 | - | - | - |

See footnotes at end of table.

Table 20. Wage rates, hours, and employer contributions for selected benefits: Selected cities—Continued

(Union hourly wage rates, July 1, 1976, and wage rates, straight-time weekly hours, and employer insurance, pension, vacation, and other contributions to funds in the building trades, July 1, 1977)

| City and job classification | July 1, 1976 | July 1, 1977 | | | | | | | | | |
|---|----------------------------|----------------------------|-----------------------------|---|---------|---------|---------|--------------------|-------------------|--------------------|---------|
| | Rate per hour ¹ | Rate per hour ¹ | Hours per week ² | Employer contributions for selected benefits ³ | | | | | | | |
| | | | | Insurance ⁴ | | Pension | | Vacation | | Other ⁵ | |
| | | | | Dollars | Percent | Dollars | Percent | Dollars | Percent | Dollars | Percent |
| Portland, Ore. | | | | | | | | | | | |
| —Continued | | | | | | | | | | | |
| Building construction | | | | | | | | | | | |
| —Continued | | | | | | | | | | | |
| Journeymen | | | | | | | | | | | |
| —Continued | | | | | | | | | | | |
| Agreement B | \$10.290 | \$10.750 | 40.00 | 0.550 | - | 0.850 | - | 0.500 | - | - | - |
| Shinglers | 10.090 | 10.650 | 40.00 | .550 | - | .850 | - | .500 | - | - | - |
| Cement finishers | 9.870 | 10.370 | 40.00 | .750 | - | .700 | - | .600 | - | 0.030 | - |
| Composition, mastic | 10.020 | 10.520 | 40.00 | .750 | - | .700 | - | .600 | ⁶ 0.00 | .030 | - |
| Electricians (inside wiring) | 10.442 | 11.776 | 40.00 | .650 | - | 1.000 | 3.00 | - | 8.00 | .050 | 1.00 |
| Elevator constructors | 10.463 | 11.473 | 40.00 | .545 | - | .350 | - | - | 6.00 | .362 | - |
| Engineers—Power equip- ment operators | | | | | | | | | | | |
| heavy equipment: | | | | | | | | | | | |
| Power shovels under | | | | | | | | | | | |
| 1 cu. yd. | 9.850 | 10.590 | 40.00 | 1.000 | - | 1.000 | - | .500 | - | .080 | - |
| 1 cu yd. and under | | | | | | | | | | | |
| 3 cu yd. | 9.990 | 10.730 | 40.00 | 1.000 | - | 1.000 | - | .500 | - | .080 | - |
| 3 cu yd. and over | 10.630 | 11.370 | 40.00 | 1.000 | - | 1.000 | - | .500 | - | .080 | - |
| Tractors over 50 horsepower | 9.770 | 10.510 | 40.00 | 1.000 | - | 1.000 | - | .500 | - | .080 | - |
| Medium equipment: | | | | | | | | | | | |
| Blades, power over 50 horsepower | 9.990 | 10.730 | 40.00 | 1.000 | - | 1.000 | - | .500 | - | .080 | - |
| Piledriver engineers | 9.990 | 10.730 | 40.00 | 1.000 | - | 1.000 | - | .500 | - | .080 | - |
| Light equipment: | | | | | | | | | | | |
| Hoists: | | | | | | | | | | | |
| Single drum | 9.470 | 10.210 | 40.00 | 1.000 | - | 1.000 | - | .500 | - | .080 | - |
| 2 active drums or more | 9.910 | 10.650 | 40.00 | 1.000 | - | 1.000 | - | .500 | - | .080 | - |
| Concrete mixers: | | | | | | | | | | | |
| 1-5 bag capacity | 9.450 | 10.190 | 40.00 | 1.000 | - | 1.000 | - | .500 | - | .080 | - |
| 5 bag capacity and over | 9.610 | 10.350 | 40.00 | 1.000 | - | 1.000 | - | .500 | - | .080 | - |
| Multi-units of 3 mixers | 9.910 | 10.650 | 40.00 | 1.000 | - | 1.000 | - | .500 | - | .080 | - |
| Derricks, live boom | 9.990 | 10.730 | 40.00 | 1.000 | - | 1.000 | - | .500 | - | .080 | - |
| Glaziers | 9.250 | 10.075 | 40.00 | .410 | - | .650 | - | - | ⁶ 6.80 | .010 | - |
| Lathers | 9.400 | 10.050 | 40.00 | .600 | - | .900 | - | ⁶ 1.000 | - | .120 | - |
| Machinists | 11.810 | 12.810 | 40.00 | - | - | .100 | - | - | - | - | - |
| Marble setters | 10.780 | 11.580 | 40.00 | .750 | - | .850 | - | ⁶ .250 | - | .210 | - |
| Mosaic and terrazzo workers | 9.340 | 9.940 | 40.00 | .650 | - | .550 | - | ⁶ .250 | - | .200 | - |
| Painters | 8.950 | 9.830 | 40.00 | .550 | - | .600 | - | .500 | - | .140 | - |
| Spray | 9.200 | 10.230 | 40.00 | .550 | - | .600 | - | .500 | - | .140 | - |
| High work (over 50 ft) | 9.950 | 10.580 | 40.00 | .550 | - | .600 | - | .500 | - | .140 | - |
| Structural steel | 9.450 | 10.580 | 40.00 | .550 | - | .600 | - | .500 | - | .140 | - |
| Bridge | 9.450 | 10.580 | 40.00 | .550 | - | .600 | - | .500 | - | .140 | - |
| Tapers | 10.560 | 10.980 | 40.00 | .650 | - | .600 | - | .500 | - | .140 | - |
| Paperhangers | 9.200 | 10.230 | 40.00 | .550 | - | .600 | - | .500 | - | .140 | - |
| Pipefitters and refig- eration fitters | 11.000 | 12.120 | 40.00 | 1.370 | - | 1.600 | - | ⁶ 1.000 | - | .190 | - |
| Oil fitters | 7.090 | 7.940 | 40.00 | 1.120 | - | 1.600 | - | ⁶ 1.000 | - | .190 | - |
| Plasterers | 10.050 | 10.600 | 40.00 | .600 | - | 1.000 | - | .450 | - | .120 | - |
| Plumbers | 11.000 | 12.120 | 40.00 | 1.370 | - | 1.600 | - | ⁶ 1.000 | - | .190 | - |
| Reinforcing iron workers | 10.750 | 10.750 | 40.00 | .730 | - | 1.000 | - | .250 | - | - | - |
| Roofers, composition | 8.950 | 10.350 | 40.00 | .700 | - | .800 | - | ⁶ .100 | - | - | - |
| Sheet-metal workers | 9.680 | 11.130 | 40.00 | .814 | - | .930 | - | 1.000 | - | .040 | 3.00 |
| Stonemasons | 10.780 | 11.580 | 40.00 | .750 | - | .850 | - | ⁶ .250 | - | .210 | - |

See footnotes at end of table.

Table 20. Wage rates, hours, and employer contributions for selected benefits: Selected cities—Continued

(Union hourly wage rates, July 1, 1976, and wage rates, straight-time weekly hours, and employer insurance, pension, vacation, and other contributions to funds in the building trades, July 1, 1977)

| City and job classification | July 1, 1976 | July 1, 1977 | | | | | | | | | |
|--|----------------------------|----------------------------|-----------------------------|---|---------|---------|---------|--------------------|---------|--------------------|------------------|
| | Rate per hour ¹ | Rate per hour ¹ | Hours per week ² | Employer contributions for selected benefits ³ | | | | | | | |
| | | | | Insurance ⁴ | | Pension | | Vacation | | Other ⁵ | |
| | | | | Dollars | Percent | Dollars | Percent | Dollars | Percent | Dollars | Percent |
| Portland, Ore.—Continued | | | | | | | | | | | |
| Building construction—Continued | | | | | | | | | | | |
| Journeyman—Continued | | | | | | | | | | | |
| Structural-iron workers | \$10.750 | \$10.750 | 40.00 | 0.730 | - | 1.000 | - | 0.250 | - | - | - |
| Ornamental finishers | 10.750 | 10.750 | 40.00 | .730 | - | 1.000 | - | .250 | - | - | - |
| Tile setters | 9.340 | 9.940 | 40.00 | .650 | - | .550 | - | ⁶ .250 | - | 0.200 | - |
| Helpers and laborers | | | | | | | | | | | |
| Bricklayers' tenders (hod carriers) | 8.270 | 8.810 | 40.00 | .900 | - | 1.000 | - | ⁶ .650 | - | (⁶) | (⁶) |
| Building laborers | 7.870 | 8.390 | 40.00 | .900 | - | 1.000 | - | ⁶ .650 | - | (⁶) | (⁶) |
| Composition roofers' helpers (first 800 hrs) | 6.230 | 6.400 | 40.00 | .700 | - | .800 | - | ⁶ .100 | - | - | - |
| Elevator constructors' helpers | 7.323 | 8.028 | 40.00 | .545 | - | .350 | - | ⁶ .000 | 6.00 | .362 | - |
| Probationary helpers | 5.232 | 5.734 | 40.00 | .545 | - | .350 | - | ⁶ .000 | 6.00 | .362 | - |
| Jackhammer men (power) | 8.220 | 8.740 | 40.00 | .900 | - | 1.000 | - | ⁶ .650 | - | (⁶) | (⁶) |
| Marble setters helpers | 8.270 | 8.810 | 40.00 | .900 | - | 1.000 | - | ⁶ .650 | - | (⁶) | (⁶) |
| Plasterers' laborers | 8.270 | 8.810 | 40.00 | .900 | - | 1.000 | - | ⁶ .650 | - | (⁶) | (⁶) |
| Plumbers' laborers | 7.970 | 8.490 | 40.00 | .900 | - | 1.000 | - | ⁶ .650 | - | (⁶) | (⁶) |
| Terrazzo workers' helpers | 8.260 | 8.500 | 40.00 | .650 | - | .350 | - | .250 | - | .100 | - |
| Tile layers' helpers | 8.260 | 8.500 | 40.00 | .650 | - | .350 | - | .250 | - | .100 | - |
| Highway and street construction | | | | | | | | | | | |
| Journeyman | | | | | | | | | | | |
| Group IV | 8.120 | 9.120 | 40.00 | .900 | - | 1.000 | - | .650 | - | .150 | - |
| Helpers and laborers | | | | | | | | | | | |
| Construction laborers: | | | | | | | | | | | |
| Group I | 7.220 | 8.390 | 40.00 | .900 | - | 1.000 | - | .650 | - | .150 | - |
| Group II | +8.220 | 8.740 | 40.00 | .900 | - | 1.000 | - | .650 | - | .150 | - |
| Group III | +8.520 | 9.040 | 40.00 | .900 | - | 1.000 | - | .650 | - | .150 | - |
| Group IV | +8.770 | +9.290 | 40.00 | .900 | - | 1.000 | - | .650 | - | .150 | - |
| Providence, R.I. | | | | | | | | | | | |
| Building construction | | | | | | | | | | | |
| Journeyman | | | | | | | | | | | |
| Asbestos worker | 8.920 | 9.280 | 35.00 | 1.000 | - | 1.180 | - | ⁶ 1.000 | - | - | - |
| Boilermakers | 10.680 | 11.300 | 40.00 | .950 | - | - | 10.00 | - | - | - | - |
| Bricklayers | 9.550 | 9.550 | 40.00 | .950 | - | 1.000 | - | - | - | .030 | - |
| Carpenters | 9.150 | 9.450 | 40.00 | .650 | - | .900 | - | ⁶ .250 | - | .030 | - |

See footnotes at end of table.

Table 20. Wage rates, hours, and employer contributions for selected benefits: Selected cities—Continued

(Union hourly wage rates, July 1, 1976, and wage rates, straight-time weekly hours, and employer insurance, pension, vacation, and other contributions to funds in the building trades, July 1, 1977)

| City and job classification | July 1, 1976 | July 1, 1977 | | | | | | | | | |
|--|----------------------------|----------------------------|-----------------------------|---|---------|---------|---------|--------------------|---------|--------------------|---------|
| | Rate per hour ¹ | Rate per hour ¹ | Hours per week ² | Employer contributions for selected benefits ³ | | | | | | | |
| | | | | Insurance ⁴ | | Pension | | Vacation | | Other ⁵ | |
| | | | | Dollars | Percent | Dollars | Percent | Dollars | Percent | Dollars | Percent |
| Providence, R.I.—Continued | | | | | | | | | | | |
| Building construction—Continued | | | | | | | | | | | |
| Journeyman—Continued | | | | | | | | | | | |
| Piledrivers and dock builders | \$9.160 | \$9.460 | 40.00 | 0.650 | - | 0.900 | - | ⁶ 0.250 | - | 0.030 | - |
| Millwrights | 9.400 | 9.700 | 40.00 | .650 | - | .900 | - | ⁶ .250 | - | .030 | - |
| Residential | 7.270 | 7.510 | 40.00 | .650 | - | .900 | - | ⁶ .250 | - | .030 | - |
| Cement finishers | 8.850 | 9.500 | 40.00 | .900 | - | .450 | - | - | - | - | - |
| Electricians (inside wires) | 9.100 | 9.600 | 40.00 | .730 | - | 1.650 | 3.00 | ⁶ .300 | - | .020 | 1.00 |
| Elevator constructors | 9.700 | 10.260 | 40.00 | .545 | - | .350 | - | - | 6.00 | .257 | - |
| Engineers—Power equipment operators: | | | | | | | | | | | |
| Heavy equipment: | | | | | | | | | | | |
| Cranes, shovels, draglines, backhoes | 10.285 | ⁸ 10.285 | 40.00 | .950 | - | 1.150 | - | - | - | .150 | - |
| Medium equipment: | | | | | | | | | | | |
| Hoists, piledrivers, derricks | 10.285 | ⁸ 10.285 | 40.00 | .950 | - | 1.150 | - | - | - | .150 | - |
| Light equipment: | | | | | | | | | | | |
| Pumps, air compressors, gas and electric heaters | 8.835 | ⁸ 8.835 | 40.00 | .950 | - | 1.150 | - | - | - | .150 | - |
| Glaziers | 8.880 | 8.880 | 40.00 | .520 | - | 1.200 | - | - | - | .044 | - |
| Lathers | 9.550 | ⁸ 9.550 | 35.00 | .600 | - | .450 | - | - | - | .030 | - |
| Marble setters | 9.650 | 9.800 | 40.00 | .950 | - | 1.000 | - | - | - | - | - |
| Mosaic and terrazzo workers | 9.650 | 9.800 | 40.00 | .950 | - | 1.000 | - | - | - | - | - |
| Painters | 8.800 | 9.050 | 40.00 | .550 | - | .900 | - | ⁶ .250 | - | - | - |
| Structural steel | 9.050 | 9.300 | 40.00 | .550 | - | .900 | - | ⁶ .250 | - | - | - |
| Spray | 9.800 | 10.050 | 40.00 | .550 | - | .900 | - | ⁶ .250 | - | - | - |
| Paperhangers | 8.800 | 9.050 | 40.00 | .550 | - | .900 | - | ⁶ .250 | - | - | - |
| Drywall tapers | 8.800 | 9.050 | 40.00 | .550 | - | .900 | - | ⁶ .250 | - | - | - |
| Pipefitters | 10.350 | 10.850 | 40.00 | .830 | - | 1.030 | - | - | - | .070 | - |
| Sprinkler fitters | 10.060 | 10.960 | 40.00 | .650 | - | .950 | - | - | - | - | - |
| Plasterers | 8.700 | 8.950 | 40.00 | .900 | - | .450 | - | - | - | - | - |
| Plumbers | 10.010 | 10.160 | 40.00 | .860 | - | 1.540 | - | ⁶ .150 | - | .050 | - |
| Reinforcing iron workers | 9.180 | 9.180 | 40.00 | 1.000 | - | 2.000 | - | ⁶ .250 | - | .050 | - |
| Roofers, composition | 9.900 | 9.850 | 40.00 | .650 | - | .450 | - | ⁶ .150 | - | - | - |
| Roofers, slate and tile | 10.100 | 10.050 | 40.00 | .650 | - | .450 | - | ⁶ .150 | - | - | - |
| Sheet-metal workers | 9.630 | 9.980 | 40.00 | .960 | - | 1.300 | - | ⁶ .300 | - | .120 | - |
| Stonemasons | 9.550 | 9.550 | 40.00 | .950 | - | 1.000 | - | - | - | .030 | - |
| Structural-iron workers | 9.180 | 9.180 | 40.00 | 1.000 | - | 2.000 | - | ⁶ .250 | - | .050 | - |
| Ornamental | 9.180 | 9.180 | 40.00 | 1.000 | - | 2.000 | - | ⁶ .250 | - | .050 | - |
| Tile layers | 9.650 | 9.800 | 40.00 | .950 | - | 1.000 | - | - | - | - | - |
| Helpers and laborers | | | | | | | | | | | |
| Bricklayers' tenders | 7.500 | 7.750 | 40.00 | .600 | - | .750 | - | - | - | .180 | - |
| Mortar mixers | 7.750 | 8.000 | 40.00 | .600 | - | .750 | - | - | - | .180 | - |
| Building laborers | 7.500 | 7.750 | 40.00 | .600 | - | .750 | - | - | - | .180 | - |
| Composition roofers' helpers: | | | | | | | | | | | |
| Class A | 9.050 | 9.000 | 40.00 | .650 | - | .450 | - | ⁶ .150 | - | - | - |
| Class B | 8.550 | 8.450 | 40.00 | .650 | - | .450 | - | ⁶ .150 | - | - | - |
| Elevator constructors' helpers | 6.790 | 7.180 | 40.00 | .545 | - | .350 | - | - | 6.00 | .257 | - |

See footnotes at end of table.

Table 20. Wage rates, hours, and employer contributions for selected benefits: Selected cities—Continued

(Union hourly wage rates, July 1, 1976, and wage rates, straight-time weekly hours, and employer insurance, pension, vacation, and other contributions to funds in the building trades, July 1, 1977)

| City and job classification | July 1, 1976 | July 1, 1977 | | | | | | | | | |
|---|----------------------------|----------------------------|-----------------------------|---|---------|---------|---------|----------|---------|--------------------|---------|
| | Rate per hour ¹ | Rate per hour ¹ | Hours per week ² | Employer contributions for selected benefits ³ | | | | | | | |
| | | | | Insurance ⁴ | | Pension | | Vacation | | Other ⁵ | |
| | | | | Dollars | Percent | Dollars | Percent | Dollars | Percent | Dollars | Percent |
| Providence, R.I.—Continued | | | | | | | | | | | |
| Building construction—Continued | | | | | | | | | | | |
| Helpers and laborers—Continued | | | | | | | | | | | |
| Marble setters' helpers | \$7.810 | \$7.950 | 40.00 | - | - | 1.150 | - | - | - | - | - |
| Plasters' laborers | 7.750 | 8.000 | 40.00 | 0.600 | - | .750 | - | - | - | 0.150 | - |
| Terrazzo workers' | 7.810 | 7.950 | 40.00 | - | - | 1.150 | - | - | - | - | - |
| Tile layers' helpers | 7.810 | 7.950 | 40.00 | - | - | 1.150 | - | - | - | - | - |
| Highway and street construction | | | | | | | | | | | |
| Journeymen | | | | | | | | | | | |
| Carpenters, piledrivers | 9.160 | 9.460 | 40.00 | .650 | - | .900 | - | ° 0.250 | - | .030 | - |
| Cement finishers | 8.000 | 8.250 | 40.00 | .500 | - | .350 | - | - | - | - | - |
| Engineers—Power equipment operators: | | | | | | | | | | | |
| Heavy equipment: | | | | | | | | | | | |
| Cranes, draglines, pavers, shovels | 10.095 | 10.345 | 40.00 | .950 | - | 1.150 | - | - | - | .527 | - |
| Medium equipment: | | | | | | | | | | | |
| Pile drivers, lighters, derricks | 10.095 | 10.345 | 40.00 | .950 | - | 1.150 | - | - | - | .527 | - |
| Light equipment: | | | | | | | | | | | |
| Pumps and air compressors, mixers, stone crushers | 8.445 | 8.695 | 40.00 | .950 | - | 1.150 | - | - | - | .527 | - |
| Helpers and laborers | | | | | | | | | | | |
| General laborers | 7.500 | 7.750 | 40.00 | .800 | - | .750 | - | - | - | .200 | - |
| Other heavy construction | | | | | | | | | | | |
| Journeymen | | | | | | | | | | | |
| Engineers—Power equipment operators: | | | | | | | | | | | |
| Heavy equipment: | | | | | | | | | | | |
| Cranes, shovel, draglines, pavers | 10.345 | 10.975 | 40.00 | .950 | - | 1.150 | - | - | - | .150 | - |
| Medium equipment: | | | | | | | | | | | |
| Piledrivers, lighters, derricks | 10.345 | 10.975 | 40.00 | .950 | - | 1.150 | - | - | - | .150 | - |
| Light equipment: | | | | | | | | | | | |
| Pumps and air compressors, mixers, stone crushers | 8.905 | 9.275 | 40.00 | .950 | - | 1.150 | - | - | - | .150 | - |

See footnotes at end of table.

Table 20. Wage rates, hours, and employer contributions for selected benefits: Selected cities—Continued

(Union hourly wage rates, July 1, 1976, and wage rates, straight-time weekly hours, and employer insurance, pension, vacation, and other contributions to funds in the building trades, July 1, 1977)

| City and job classification | July 1, 1976 | | July 1, 1977 | | | | | | | | |
|--|----------------------------|----------------------------|-----------------------------|---|---------|---------|--------------------|-------------------|--------------------|--------------------|---------|
| | Rate per hour ¹ | Rate per hour ¹ | Hours per week ² | Employer contributions for selected benefits ³ | | | | | | | |
| | | | | Insurance ⁴ | | Pension | | Vacation | | Other ⁵ | |
| | | | | Dollars | Percent | Dollars | Percent | Dollars | Percent | Dollars | Percent |
| Riverside, Calif. | | | | | | | | | | | |
| Building construction | | | | | | | | | | | |
| Journeyman | | | | | | | | | | | |
| Asbestos workers | \$11.350 | \$12.100 | 40.00 | 0.870 | - | 1.100 | - | 1.000 | - | - | - |
| Boilermakers | 12.000 | 13.175 | 40.00 | .775 | - | 1.000 | - | .500 | - | - | - |
| Bricklayers | 10.100 | 10.700 | 40.00 | 1.280 | - | 1.550 | - | ⁶ .500 | - | 0.250 | - |
| Carpenters | 9.540 | 10.050 | 40.00 | 1.490 | - | 1.950 | - | 1.000 | - | .020 | - |
| Cement finishers | 9.410 | 9.810 | 40.00 | 1.300 | - | 1.750 | - | 1.000 | - | - | - |
| Electricians | 11.510 | 12.360 | 40.00 | .850 | - | 1.650 | 3.00 | - | - | - | 1.00 |
| Elevator constructors | 12.000 | 12.950 | 40.00 | .545 | - | .350 | - | - | 6.00 | .020 | 2.31 |
| Engineers—Power equip- ment operators: | | | | | | | | | | | |
| Backhoe, clamshell (over 3/4 yard), draglines, shovels | 10.290 | 11.740 | 40.00 | 1.000 | - | 2.000 | - | .500 | - | .100 | - |
| Tractor—Up to 100 hp | 10.180 | 11.630 | 40.00 | 1.000 | - | 2.000 | - | .500 | - | .100 | - |
| A-frame or winch truck operator | 9.820 | 11.270 | 40.00 | 1.000 | - | 2.000 | - | .500 | - | .100 | - |
| Motor patrol blade operator: | | | | | | | | | | | |
| Single engine | 10.410 | 11.860 | 40.00 | 1.000 | - | 2.000 | - | .500 | - | .100 | - |
| Multi-engine | 10.580 | 12.030 | 40.00 | 1.000 | - | 2.000 | - | .500 | - | .100 | - |
| Compressor operator | 9.250 | 10.700 | 40.00 | 1.000 | - | 2.000 | - | .500 | - | .100 | - |
| Concrete mixer-slip Tractor—Over 100 hp | 9.530 | 10.980 | 40.00 | 1.000 | - | 2.000 | - | .500 | - | .100 | - |
| Concrete mixer—Pav- ing | 10.290 | 11.740 | 40.00 | 1.000 | - | 2.000 | - | .500 | - | .100 | - |
| Skip loaders (3/4 - 1-1/2 yards) | 10.180 | 11.630 | 40.00 | 1.000 | - | 2.000 | - | .500 | - | .100 | - |
| Skip loader (1-1/2 - 6-1/2 yards) | 10.290 | 11.740 | 40.00 | 1.000 | - | 2.000 | - | .500 | - | .100 | - |
| Tractor loader—Over 6-1/2 yards | 10.410 | 11.860 | 40.00 | 1.000 | - | 2.000 | - | .500 | - | .100 | - |
| Trenching machine operator (up to 6 ft) | 9.960 | 11.410 | 40.00 | 1.000 | - | 2.000 | - | .500 | - | .100 | - |
| Canal liner oper- ator | 10.710 | 12.160 | 40.00 | 1.000 | - | 2.000 | - | .500 | - | .100 | - |
| Glaziers | 9.522 | 9.736 | 40.00 | .670 | - | 1.450 | - | - | 8.00 | .100 | 5.00 |
| Lathers | 10.900 | 11.500 | 40.00 | .700 | - | .900 | - | .500 | - | .120 | - |
| Machinists | 11.400 | 12.400 | 40.00 | .472 | - | .600 | - | - | - | - | - |
| Marble setters | 9.529 | 10.701 | 40.00 | - | 10.27 | - | 12.95 | - | 4.46 | - | 6.69 |
| Painters | 10.370 | 10.990 | 40.00 | 1.090 | - | 1.180 | - | .750 | - | .240 | - |
| Paperhangers | 10.870 | 11.490 | 40.00 | 1.090 | - | 1.180 | - | .750 | - | .240 | - |
| Pipefitters | 11.600 | 12.410 | 40.00 | - | 10.00 | - | 16.00 | - | 13.00 | - | 2.00 |
| Plasterers | 11.858 | 12.750 | 40.00 | - | - | - | ⁶ 1.913 | - | - | ⁶ .337 | - |
| Plumbers | 11.660 | 12.410 | 40.00 | - | 10.00 | - | 16.00 | - | 13.00 | - | 2.00 |
| Reinforcing iron workers | 11.030 | 11.550 | 40.00 | 1.240 | - | 2.220 | - | 1.460 | - | .100 | - |
| Roofers, composition | 9.300 | 9.900 | 40.00 | .800 | - | .650 | - | 1.000 | - | .160 | - |
| Roofers, slate and tile | 9.300 | 9.900 | 40.00 | .800 | - | .650 | - | 1.000 | - | .160 | - |
| Sheet-metal workers | 8.055 | 9.090 | 40.00 | 1.040 | - | 1.800 | - | - | ⁶ 10.00 | .290 | - |
| Stonemasons | 10.100 | 10.700 | 40.00 | 1.280 | - | 1.550 | - | ⁶ .500 | - | .250 | - |
| Structural-iron workers | 11.030 | 11.550 | 40.00 | 1.240 | - | 2.220 | - | 1.460 | - | .100 | - |
| Terrazzo workers | 10.720 | ⁸ 10.720 | 40.00 | .300 | - | .800 | - | ⁶ .700 | - | .300 | - |
| Tile layers (tile setters) | 10.220 | 10.720 | 40.00 | 1.280 | - | 1.550 | - | ⁶ .500 | - | .250 | - |

See footnotes at end of table.

Table 20. Wage rates, hours, and employer contributions for selected benefits: Selected cities—Continued

(Union hourly wage rates, July 1, 1976, and wage rates, straight-time weekly hours, and employer insurance, pension, vacation, and other contributions to funds in the building trades, July 1, 1977)

| City and job classification | July 1, 1976 | July 1, 1977 | | | | | | | | | |
|--|----------------------------|----------------------------|-----------------------------|---|---------|---------|---------|-------------------|---------|--------------------|---------|
| | Rate per hour ¹ | Rate per hour ¹ | Hours per week ² | Employer contributions for selected benefits ³ | | | | | | | |
| | | | | Insurance ⁴ | | Pension | | Vacation | | Other ⁵ | |
| | | | | Dollars | Percent | Dollars | Percent | Dollars | Percent | Dollars | Percent |
| Riverside, Calif. | | | | | | | | | | | |
| —Continued | | | | | | | | | | | |
| Building construction | | | | | | | | | | | |
| —Continued | | | | | | | | | | | |
| Helpers and laborers | | | | | | | | | | | |
| Bricklayers' tenders | \$8.255 | \$8.450 | 40.00 | 1.050 | - | 2.300 | - | 0.500 | - | 0.100 | - |
| Building laborers (general const.) | 7.655 | 7.950 | 40.00 | 1.050 | - | 2.300 | - | .500 | - | .100 | - |
| Elevator constructors' helpers | 8.400 | 9.065 | 40.00 | .545 | - | .350 | - | - | 6.00 | .020 | 2.31 |
| Marble setters' helpers | +6.280 | 6.950 | 40.00 | 1.250 | - | 1.240 | - | ⁶ .500 | - | - | - |
| Plasterers' laborers (tenders) | - | 10.370 | 40.00 | 1.050 | - | 2.450 | - | .750 | - | - | - |
| Terrazzo workers' helpers | 8.880 | 9.480 | 40.00 | .750 | - | 1.200 | - | 1.000 | - | .300 | - |
| Tile layers' helpers | 8.460 | 8.960 | 40.00 | 1.250 | - | 1.240 | - | ⁶ .500 | - | .320 | - |
| Certified helpers | 8.740 | 9.240 | 40.00 | 1.250 | - | 1.240 | - | ⁶ .500 | - | .320 | - |
| Rochester, N.Y. | | | | | | | | | | | |
| Building construction | | | | | | | | | | | |
| Journeyman | | | | | | | | | | | |
| Asbestos workers | ⁸ 11.070 | 11.620 | 40.00 | 1.300 | - | .600 | - | - | - | .040 | - |
| Bricklayers | 10.665 | 11.265 | 40.00 | .750 | - | .850 | - | - | - | .090 | - |
| Residential | ⁸ 7.190 | ³¹ 6.410 | 40.00 | .750 | - | .850 | - | - | - | .090 | - |
| Carpenters, general | 10.300 | 10.300 | 40.00 | .850 | - | 1.060 | - | - | - | .430 | - |
| Residential | 5.500 | 5.500 | 40.00 | .850 | - | 1.060 | - | - | - | .360 | - |
| Floor layers, hardwood tile and carpeting | 9.420 | 9.870 | 40.00 | .850 | - | .660 | - | - | - | .055 | - |
| Millwrights | 10.720 | 10.720 | 40.00 | .850 | - | .960 | - | - | - | .421 | - |
| Cement finishers | 10.665 | 11.265 | 40.00 | .750 | - | .850 | - | - | - | .090 | - |
| Residential | ⁸ 6.990 | ³¹ 6.410 | 40.00 | .750 | - | .850 | - | - | - | .090 | - |
| Drywall tapers | 8.950 | 9.300 | 40.00 | .980 | - | .620 | - | - | - | .380 | - |
| Electricians (inside wires) | +10.350 | 11.050 | 40.00 | .700 | - | 1.350 | 3.00 | ⁶ .500 | - | - | 1.25 |
| Elevator constructors | 11.350 | 11.550 | 40.00 | .545 | - | .350 | - | - | 6.00 | .287 | - |
| Engineers—Power equipment operators: | | | | | | | | | | | |
| Heavy equipment—Cranes, derricks, piledrivers | 10.460 | 10.960 | 40.00 | .600 | - | .600 | - | - | - | .500 | 2.31 |
| Medium equipment—Hoists, concrete pumps, high pressure boilers | 10.280 | 10.780 | 40.00 | .600 | - | .600 | - | - | - | .500 | 2.31 |
| Light equipment—Pumps, compressors, mixers | 9.185 | 9.685 | 40.00 | .600 | - | .600 | - | - | - | .500 | 2.31 |
| Residential | 7.100 | 7.500 | 40.00 | .600 | - | .600 | - | - | - | .500 | 2.31 |
| Glaziers | 9.400 | 9.950 | 40.00 | 1.020 | - | .610 | - | - | - | .050 | - |
| Lathers | 10.780 | 10.780 | 40.00 | - | - | .500 | - | - | - | .060 | - |
| Machinists | 9.750 | 10.250 | 40.00 | .500 | - | - | - | .050 | - | - | - |
| Marble setters | 11.860 | 12.360 | 40.00 | - | - | - | - | - | - | .030 | - |
| Mosaic and terrazzo workers | 11.860 | 12.360 | 40.00 | - | - | - | - | - | - | .030 | - |

See footnotes at end of table.

Table 20. Wage rates, hours, and employer contributions for selected benefits: Selected cities—Continued

(Union hourly wage rates, July 1, 1976, and wage rates, straight-time weekly hours, and employer insurance, pension, vacation, and other contributions to funds in the building trades, July 1, 1977)

| City and job classification | July 1, 1976 | July 1, 1977 | | | | | | | | | |
|---|-------------------------------|-------------------------------|-----------------------------------|---|---------|---------|---------|-------------------|---------|--------------------|---------|
| | Rate per hour ¹ | Rate per hour ¹ | Hours per week ² | Employer contributions for selected benefits ³ | | | | | | | |
| | | | | Insurance ⁴ | | Pension | | Vacation | | Other ⁵ | |
| | | | | Dollars | Percent | Dollars | Percent | Dollars | Percent | Dollars | Percent |
| Rochester, N.Y. | | | | | | | | | | | |
| —Continued | | | | | | | | | | | |
| Building construction | | | | | | | | | | | |
| —Continued | | | | | | | | | | | |
| Journeyman | | | | | | | | | | | |
| —Continued | | | | | | | | | | | |
| Painters | \$8.950 | \$9.300 | 40.00 | 0.980 | - | 0.620 | - | - | - | 0.380 | - |
| Structural steel: | | | | | | | | | | | |
| To 40 feet | 9.450 | 9.800 | 40.00 | .980 | - | .620 | - | - | - | .380 | - |
| Over 40 feet | 9.650 | 10.000 | 40.00 | .980 | - | .620 | - | - | - | .380 | - |
| Spray: | | | | | | | | | | | |
| Regular | 9.550 | 9.900 | 40.00 | .980 | - | .620 | - | - | - | .380 | - |
| Bridge | 9.950 | 10.300 | 40.00 | .980 | - | .620 | - | - | - | .380 | - |
| Paperhangers | 9.200 | 9.550 | 40.00 | .980 | - | .620 | - | - | - | .380 | - |
| Pipefitters | 10.490 | 10.990 | 40.00 | .705 | - | .820 | - | 0.550 | - | 2.070 | - |
| Plasterers | 10.665 | 11.265 | 40.00 | .750 | - | .850 | - | - | - | .090 | - |
| Residential | ⁶ 7.190 | ³¹ 6.410 | 40.00 | .750 | - | .850 | - | - | - | .090 | - |
| Plumbers | 10.490 | 10.990 | 40.00 | .705 | - | .820 | - | .550 | - | 2.070 | - |
| Reinforcing iron workers | 10.290 | 10.630 | 40.00 | .900 | - | .920 | - | - | - | .170 | - |
| Roofers, composition | 10.420 | 10.960 | 40.00 | .660 | - | .660 | - | ⁶ .250 | - | .030 | - |
| Roofers, slate and tile | 10.420 | 10.960 | 40.00 | .660 | - | .660 | - | ⁶ .250 | - | .030 | - |
| Sheet-metal workers | 10.340 | 10.770 | 40.00 | .700 | - | 1.270 | - | ⁶ .750 | - | .150 | - |
| Residential | 5.000 | 5.000 | 40.00 | .700 | - | 1.270 | - | - | - | - | - |
| Stonemasons | 10.665 | 11.265 | 40.00 | .750 | - | .850 | - | - | - | .090 | - |
| Residential | ⁸ 7.190 | ³¹ 6.410 | 40.00 | .750 | - | .850 | - | - | - | .090 | - |
| Structural-iron workers | 10.290 | 10.630 | 40.00 | .900 | - | .920 | - | - | - | .170 | - |
| Finishers (ornamental) | 10.290 | 10.630 | 40.00 | .900 | - | .920 | - | - | - | .170 | - |
| Tile layers | 11.860 | 12.360 | 40.00 | - | - | - | - | - | - | .030 | - |
| Helpers and laborers | | | | | | | | | | | |
| Building laborers | 8.000 | 8.000 | 40.00 | 1.050 | - | .990 | - | - | - | .670 | - |
| Elevators constructors' helpers | 7.945 | 8.085 | 40.00 | .545 | - | .350 | - | - | 6.00 | .287 | - |
| Marble setters' helpers | ⁸ 9.050 | 9.150 | 40.00 | - | - | .990 | - | - | - | .600 | - |
| Terrazzo workers' helpers | ¹¹ 9.050 | 9.150 | 40.00 | - | - | .990 | - | - | - | .600 | - |
| Machine operators (grinders) | 9.150 | 9.250 | 40.00 | - | - | .990 | - | - | - | .600 | - |
| Tile layers' helpers | 9.050 | 9.150 | 40.00 | - | - | .990 | - | - | - | .600 | - |
| Highway and street construction | | | | | | | | | | | |
| Journeyman | | | | | | | | | | | |
| Carpenters | 8.580 | 8.880 | 40.00 | .850 | - | .660 | - | - | - | .438 | - |
| Piledrivers | 8.250 | 8.580 | 40.00 | .850 | - | .960 | - | - | - | .436 | - |
| Cement finishers | 8.890 | 8.990 | 40.00 | .750 | - | .850 | - | - | - | .040 | - |
| Engineers—Power equip- ment operators: Class A—Backhoes, cranes, draglines, piledrivers | 9.700 | 10.200 | 40.00 | .600 | - | .600 | - | - | - | .450 | 2.31 |

See footnotes at end of table.

Table 20. Wage rates, hours, and employer contributions for selected benefits: Selected cities—Continued

(Union hourly wage rates, July 1, 1976, and wage rates, straight-time weekly hours, and employer insurance, pension, vacation, and other contributions to funds in the building trades, July 1, 1977)

| City and job classification | July 1, 1976 | July 1, 1977 | | | | | | | | | |
|--|----------------------------|----------------------------|-----------------------------|---|---------|---------|---------|----------|---------|--------------------|---------|
| | Rate per hour ¹ | Rate per hour ¹ | Hours per week ² | Employer contributions for selected benefits ³ | | | | | | | |
| | | | | Insurance ⁴ | | Pension | | Vacation | | Other ⁵ | |
| | | | | Dollars | Percent | Dollars | Percent | Dollars | Percent | Dollars | Percent |
| Rochester, N.Y.—Continued | | | | | | | | | | | |
| Highway and street construction—Continued | | | | | | | | | | | |
| Journeyman—Continued | | | | | | | | | | | |
| Class B—Concrete pumps, one-drum hoists, rollers (all above subgrade) | \$9.500 | \$10.000 | 40.00 | 0.600 | - | 0.600 | - | - | - | .450 | 2.31 |
| Class C—Forklifts, hydraulic hammers, concrete pavement spreaders and finishers | 9.200 | 9.700 | 40.00 | .600 | - | .600 | - | - | - | .450 | 2.31 |
| Class D—Concrete mixers (165 and under), form tampers, tractors | 8.450 | 8.700 | 40.00 | .600 | - | .600 | - | - | - | .450 | 2.31 |
| Class E—Oilers, junior engineers | 8.200 | 8.450 | 40.00 | .600 | - | .600 | - | - | - | .450 | 2.31 |
| Helpers and laborers | | | | | | | | | | | |
| General laborers | 7.370 | 7.450 | 40.00 | 1.050 | - | .990 | - | - | - | 0.772 | - |
| Meter setters and changers | 7.670 | 7.750 | 40.00 | 1.050 | - | .990 | - | - | - | .772 | - |
| Asphalt rakers, wagon drill operators, curb stone setters | 7.620 | 7.700 | 40.00 | 1.050 | - | .990 | - | - | - | .772 | - |
| Pipe layers, power tool operators (air, electric, gas and diesel) | 7.570 | 7.650 | 40.00 | 1.050 | - | .990 | - | - | - | .772 | - |
| Blasters | 9.120 | 9.200 | 40.00 | 1.050 | - | .990 | - | - | - | .772 | - |
| Other heavy construction | | | | | | | | | | | |
| Journeyman | | | | | | | | | | | |
| Carpenters | 8.580 | 8.880 | 40.00 | .850 | - | .660 | - | - | - | .438 | - |
| Piledrivers | 8.580 | 8.580 | 40.00 | .850 | - | .960 | - | - | - | .436 | - |
| Cement finishers | 8.890 | 8.990 | 40.00 | .750 | - | .850 | - | - | - | .040 | - |
| Engineers—Power equipment operators: Heavy equipment—Cableways, piledrivers, cranes, shovels, cranyalls, type scrappers | 9.690 | 10.150 | 40.00 | .600 | - | .600 | - | - | - | .470 | 2.31 |

See footnotes at end of table.

Table 20. Wage rates, hours, and employer contributions for selected benefits: Selected cities—Continued

(Union hourly wage rates, July 1, 1976, and wage rates, straight-time weekly hours, and employer insurance, pension, vacation, and other contributions to funds in the building trades, July 1, 1977)

| City and job classification | July 1, 1976 | July 1, 1977 | | | | | | | | | |
|--|-------------------------------|-------------------------------|-----------------------------------|---|---------|---------|---------|----------|---------|--------------------|---------|
| | Rate per hour ¹ | Rate per hour ¹ | Hours per week ² | Employer contributions for selected benefits ³ | | | | | | | |
| | | | | Insurance ⁴ | | Pension | | Vacation | | Other ⁵ | |
| | | | | Dollars | Percent | Dollars | Percent | Dollars | Percent | Dollars | Percent |
| Rochester, N.Y. | | | | | | | | | | | |
| —Continued | | | | | | | | | | | |
| Other heavy construction | | | | | | | | | | | |
| —Continued | | | | | | | | | | | |
| Journeyman | | | | | | | | | | | |
| —Continued | | | | | | | | | | | |
| Medium equipment—Dinky locomotives, hoists (1-drum), concrete pumps (under 8 in.) high pressure boilers (15 lbs. and over) | \$9.370 | \$9.820 | 40.00 | 0.600 | - | 0.600 | - | - | - | .470 | 2.31 |
| Light equipment—Pumps (under 4 in.) | 7.900 | 8.270 | 40.00 | .600 | - | .600 | - | - | - | .470 | 2.31 |
| Compressors (315 cf and over), pumps (4 in. and over) | 8.690 | 9.100 | 40.00 | .600 | - | .600 | - | - | - | .470 | 2.31 |
| Master mechanics | 10.260 | 10.750 | 40.00 | .600 | - | .600 | - | - | - | .470 | 2.31 |
| Helpers and laborers | | | | | | | | | | | |
| Laborers | 6.800 | 6.800 | 40.00 | 1.050 | - | .990 | - | - | - | 0.620 | - |
| Rockford, Ill. | | | | | | | | | | | |
| Building construction | | | | | | | | | | | |
| Journeyman | | | | | | | | | | | |
| Asbestos workers | 10.220 | 11.150 | 40.00 | .700 | - | .800 | - | 1.000 | - | .040 | - |
| Boilermakers | 11.550 | 12.300 | 37.50 | .950 | - | 1.000 | - | - | - | .470 | 5.00 |
| Bricklayers | 9.900 | 10.450 | 40.00 | .400 | - | .400 | - | °.450 | - | .030 | - |
| Carpenters | 10.050 | 10.300 | 40.00 | .400 | - | .700 | - | - | - | °.250 | - |
| Millwrights | 9.780 | 10.060 | 40.00 | .400 | - | .800 | - | - | - | °.1050 | - |
| Cement finishers | 9.730 | 10.280 | 40.00 | .400 | - | .450 | - | - | - | °.220 | - |
| Drywall tapers (finishers) | 9.350 | 9.850 | 40.00 | .400 | - | - | - | °.500 | - | - | - |
| Electricians (inside wirers) | 10.403 | 11.068 | 40.00 | .400 | - | .400 | 3.00 | - | 5.00 | - | 1.50 |
| Elevator constructors | 11.010 | 11.420 | 40.00 | .745 | - | .350 | - | - | 6.00 | .020 | 2.31 |
| Engineers—Power equipment operators: | | | | | | | | | | | |
| Heavy—Cranes | 10.550 | 11.850 | 40.00 | .750 | - | .850 | - | .400 | - | - | - |
| Medium—Small tractors types | 9.250 | 10.550 | 40.00 | .750 | - | .850 | - | .400 | - | - | - |
| Light—Air compressors | 8.100 | 9.400 | 40.00 | .750 | - | .850 | - | .400 | - | - | - |
| Oilers | 6.850 | 8.150 | 40.00 | .750 | - | .850 | - | .400 | - | - | - |
| Glaziers | 9.440 | 9.660 | 40.00 | .440 | - | .250 | - | 1.250 | - | - | - |
| Lathers | 9.440 | 9.790 | 40.00 | .400 | - | .450 | - | °.500 | - | .040 | - |
| Marble setters | 9.300 | 9.900 | 40.00 | .400 | - | .300 | - | °.250 | - | .020 | - |
| Mosaic and terrazzo workers | 9.300 | 9.900 | 40.00 | .400 | - | .300 | - | °.250 | - | .020 | - |
| Painters | 9.350 | 9.850 | 40.00 | .400 | - | - | - | °.500 | - | - | - |
| Swing stage | 9.600 | 10.100 | 40.00 | .400 | - | - | - | °.500 | - | - | - |
| Structural steel | 9.600 | 10.100 | 40.00 | .400 | - | - | - | °.500 | - | - | - |
| Paperhangers | 9.350 | 9.850 | 40.00 | .400 | - | - | - | °.500 | - | - | - |

See footnotes at end of table.

Table 20. Wage rates, hours, and employer contributions for selected benefits: Selected cities—Continued

(Union hourly wage rates, July 1, 1976, and wage rates, straight-time weekly hours, and employer insurance, pension, vacation, and other contributions to funds in the building trades, July 1, 1977)

| City and job classification | July 1, 1976 | July 1, 1977 | | | | | | | | | |
|--|----------------------------|----------------------------|-----------------------------|---|---------|---------|---------|--------------------|---------|--------------------|---------|
| | Rate per hour ¹ | Rate per hour ¹ | Hours per week ² | Employer contributions for selected benefits ³ | | | | | | | |
| | | | | Insurance ⁴ | | Pension | | Vacation | | Other ⁵ | |
| | | | | Dollars | Percent | Dollars | Percent | Dollars | Percent | Dollars | Percent |
| Rockford, Ill.—Continued | | | | | | | | | | | |
| Building construction—Continued | | | | | | | | | | | |
| Journeyman—Continued | | | | | | | | | | | |
| Pipefitters | \$10.100 | \$10.700 | 40.00 | 0.450 | - | 0.600 | - | ⁶ 0.750 | - | 0.100 | - |
| Refrigeration fitters | 10.100 | 10.700 | 40.00 | .450 | - | .600 | - | ⁶ .750 | - | .100 | - |
| Plasterers | 9.080 | 9.530 | 40.00 | .400 | - | .500 | - | ⁶ .500 | - | .030 | - |
| Plumbers | 10.100 | 10.700 | 40.00 | .450 | - | .600 | - | ⁶ .750 | - | .100 | - |
| Reinforcing iron workers | 11.875 | 12.600 | 40.00 | .650 | - | .375 | - | - | - | .100 | - |
| Roofers, composition | 9.550 | 10.200 | 40.00 | .400 | - | - | - | - | - | ⁶ 1.000 | - |
| Roofers, slate and tile | 9.550 | 10.200 | 40.00 | .400 | - | - | - | - | - | ⁶ 1.000 | - |
| Sheet-metal workers | 9.600 | 10.550 | 40.00 | .400 | - | .830 | - | ⁶ .500 | - | .120 | - |
| Stonemasons | 9.900 | 10.450 | 40.00 | .400 | - | .400 | - | ⁶ .450 | - | .030 | - |
| Structural-iron workers | 11.875 | 12.600 | 40.00 | .650 | - | .375 | - | - | - | .100 | - |
| Tile layers | 9.300 | 9.900 | 40.00 | .400 | - | .300 | - | ⁶ .250 | - | .020 | - |
| Helpers and laborers | | | | | | | | | | | |
| Medium—Small tractors | | | | | | | | | | | |
| types | 9.250 | 10.550 | 40.00 | .750 | - | .850 | - | .400 | - | - | - |
| Bricklayers' tenders | 8.710 | 9.310 | 40.00 | .400 | - | .540 | - | - | - | .050 | - |
| Building laborers | 8.510 | 9.110 | 40.00 | .400 | - | .540 | - | - | - | .050 | - |
| Elevator constructors' helpers | 7.710 | 7.990 | 40.00 | .745 | - | .350 | - | - | 6.00 | .020 | 2.31 |
| Marble setters' helpers | 8.050 | 8.900 | 40.00 | .600 | - | - | - | - | - | .250 | - |
| Plasterers' laborers | 8.710 | 9.310 | 40.00 | .400 | - | .540 | - | - | - | .050 | - |
| Plumbers' laborers | 8.510 | 9.110 | 40.00 | .400 | - | .540 | - | - | - | .050 | - |
| Terrazzo workers' helpers | 8.050 | 8.900 | 40.00 | .600 | - | - | - | - | - | .250 | - |
| Wet and dry base machine operators | 8.300 | 9.150 | 40.00 | .600 | - | - | - | - | - | .250 | - |
| Tile layers' helpers | 8.050 | 8.900 | 40.00 | .600 | - | - | - | - | - | .250 | - |
| Highway and street construction | | | | | | | | | | | |
| Journeyman | | | | | | | | | | | |
| Carpenters | 9.610 | 9.930 | 40.00 | .400 | - | 1.250 | - | - | - | ⁶ .450 | - |
| Cement finishers | 9.730 | 10.280 | 40.00 | .400 | - | .450 | - | - | - | ⁶ .220 | - |
| Engineers—Power equipment operators: | | | | | | | | | | | |
| Heavy—Cranes | 10.200 | 11.500 | 40.00 | .750 | - | .850 | - | .400 | - | - | - |
| Medium—Small tractor types | 9.650 | 10.950 | 40.00 | .750 | - | .850 | - | .400 | - | - | - |
| Light—Air compressors, pumps | 7.800 | 9.100 | 40.00 | .750 | - | .850 | - | .400 | - | - | - |
| Oilers | 6.800 | 8.100 | 40.00 | .750 | - | .850 | - | .400 | - | - | - |
| Minor equipment | 8.900 | 10.200 | 40.00 | .750 | - | .850 | - | .400 | - | - | - |
| Structural iron workers | 11.875 | 12.600 | 40.00 | .650 | - | .375 | - | - | - | .100 | - |
| Helpers and laborers | | | | | | | | | | | |
| Laborers | 8.510 | 9.110 | 40.00 | .400 | - | .540 | - | - | - | .050 | - |

See footnotes at end of table.

Table 20. Wage rates, hours, and employer contributions for selected benefits: Selected cities—Continued

(Union hourly wage rates, July 1, 1976, and wage rates, straight-time weekly hours, and employer insurance, pension, vacation, and other contributions to funds in the building trades, July 1, 1977)

| City and job classification | July 1, 1976 | | July 1, 1977 | | | | | | | | |
|---|----------------------------|----------------------------|-----------------------------|---|---------|---------|---------|--------------------|---------|--------------------|---------|
| | Rate per hour ¹ | Rate per hour ¹ | Hours per week ² | Employer contributions for selected benefits ³ | | | | | | | |
| | | | | Insurance ⁴ | | Pension | | Vacation | | Other ⁵ | |
| | | | | Dollars | Percent | Dollars | Percent | Dollars | Percent | Dollars | Percent |
| Rockford, Ill.—Continued | | | | | | | | | | | |
| Other heavy construction | | | | | | | | | | | |
| Journeyman | | | | | | | | | | | |
| Carpenters | \$9.610 | \$9.930 | 40.00 | 0.400 | - | 1.250 | - | - | - | ⁶ 0.450 | - |
| Cement finishers | 9.730 | 10.280 | 40.00 | .400 | - | .450 | - | - | - | ⁶ .220 | - |
| Engineers—Power equipment operators: | | | | | | | | | | | |
| Heavy—Cranes | 10.200 | 11.500 | 40.00 | .750 | - | .850 | - | 0.400 | - | - | - |
| Medium—Small tractor types | 9.650 | 10.950 | 40.00 | .750 | - | .850 | - | .400 | - | - | - |
| Light—Air compressors, pumps | 7.800 | 9.100 | 40.00 | .750 | - | .850 | - | .400 | - | - | - |
| Oilers | 6.800 | 8.100 | 40.00 | .750 | - | .850 | - | .400 | - | - | - |
| Minor equipment | 8.900 | 10.200 | 40.00 | .750 | - | .850 | - | .400 | - | - | - |
| Structural iron workers | 11.875 | 12.600 | 40.00 | .650 | - | .375 | - | - | - | .100 | - |
| Helpers and laborers | | | | | | | | | | | |
| Laborers | 8.510 | 9.110 | 40.00 | .400 | - | .540 | - | - | - | .050 | - |
| St. Louis, Mo. | | | | | | | | | | | |
| Building construction | | | | | | | | | | | |
| Journeyman | | | | | | | | | | | |
| Asbestos workers | +9.510 | 10.030 | 40.00 | .500 | - | .900 | - | ⁶ 1.820 | - | - | - |
| Boilermakers | 9.600 | 10.450 | 40.00 | .850 | - | 1.000 | - | - | - | - | - |
| Bricklayers: | | | | | | | | | | | |
| Commercial | 9.400 | 10.000 | 40.00 | .720 | - | .700 | - | .900 | - | .150 | - |
| Residential | 9.400 | 10.000 | 40.00 | .720 | - | .700 | - | .900 | - | .150 | - |
| Sewer manholes, over 6 feet | 9.400 | 10.000 | 40.00 | .720 | - | .700 | - | .900 | - | .150 | - |
| Carpenters | 9.960 | 10.160 | 40.00 | .650 | - | .700 | - | ⁶ .500 | - | .070 | - |
| Residential | 9.960 | 10.160 | 40.00 | .650 | - | .700 | - | ⁶ .500 | - | .070 | - |
| Millwrights | 9.960 | 10.160 | 40.00 | .650 | - | .700 | - | ⁶ .500 | - | .070 | - |
| Piledrivers | 9.960 | 10.160 | 40.00 | .650 | - | .700 | - | ⁶ .500 | - | .070 | - |
| Hardwood floor layers: | | | | | | | | | | | |
| Commercial | 9.280 | 9.670 | 40.00 | .880 | - | .500 | - | .500 | - | - | - |
| Residential | 9.280 | 9.670 | 40.00 | .880 | - | .500 | - | .500 | - | - | - |
| Cement finishers | 9.150 | 9.200 | 40.00 | 1.100 | - | .950 | - | ⁶ 1.200 | - | - | - |
| Drywall tapers (finishers) | 9.460 | 10.080 | 40.00 | .420 | - | .300 | - | .300 | - | .080 | - |
| Electricians (inside wires) | 10.300 | 10.950 | 37.50 | .620 | - | .600 | 3.00 | .770 | - | .930 | 1.00 |
| Elevator constructors | 10.050 | 10.700 | 40.00 | .545 | - | .350 | - | - | 6.00 | .020 | 2.30 |
| Engineers—Power equipment operators: | | | | | | | | | | | |
| Group 1: | | | | | | | | | | | |
| Cranes, derricks, piledrivers and shovels | 9.520 | 9.870 | 40.00 | .500 | - | 1.000 | - | ⁶ .650 | - | .140 | - |

See footnotes at end of table.

Table 20. Wage rates, hours, and employer contributions for selected benefits: Selected cities—Continued

(Union hourly wage rates, July 1, 1976, and wage rates, straight-time weekly hours, and employer insurance, pension, vacation, and other contributions to funds in the building trades, July 1, 1977)

| City and job classification | July 1, 1976 | July 1, 1977 | | | | | | | | | |
|--|----------------------------|----------------------------|-----------------------------|---|---------|--------------------|---------|--------------------|--------------------|--------------------|---------|
| | Rate per hour ¹ | Rate per hour ¹ | Hours per week ² | Employer contributions for selected benefits ³ | | | | | | | |
| | | | | Insurance ⁴ | | Pension | | Vacation | | Other ⁵ | |
| | | | | Dollars | Percent | Dollars | Percent | Dollars | Percent | Dollars | Percent |
| St. Louis, Mo.—Continued | | | | | | | | | | | |
| Building construction—Continued | | | | | | | | | | | |
| Journeyman—Continued | | | | | | | | | | | |
| Group 2: Compressors (2), concrete pumps, elevating graders, 2-drum hoists, scoops | \$9.520 | \$9.870 | 40.00 | 0.500 | - | 1.000 | - | ⁶ 0.650 | - | 0.140 | - |
| Group 3: Compressor (1), concrete saws, 1-drum hoists | 9.020 | 9.370 | 40.00 | .500 | - | 1.000 | - | ⁶ .650 | - | .140 | - |
| Group 4: Conveyors, oilers | 8.520 | 8.870 | 40.00 | .500 | - | 1.000 | - | ⁶ .650 | - | .140 | - |
| Glaziers | 10.040 | 10.730 | 40.00 | +.290 | - | 1.130 | - | - | 8.00 | - | - |
| Lathers | 9.775 | 10.905 | 40.00 | .570 | - | .550 | - | - | - | .150 | - |
| Machinists | +10.560 | 10.760 | 40.00 | ⁶ .450 | - | ²³ .300 | - | ⁶ .500 | - | - | - |
| Marble setters | 8.826 | 9.177 | 40.00 | .555 | - | 1.000 | - | - | 5.00 | - | - |
| Mosaic and terrazzo workers | 10.400 | 10.700 | 40.00 | - | - | - | - | .650 | - | .050 | - |
| Painters, general | 9.460 | 10.080 | 40.00 | .420 | - | .300 | - | ⁶ .300 | - | .080 | - |
| Spray | 10.960 | 11.580 | 40.00 | .420 | - | .300 | - | ⁶ .300 | - | .080 | - |
| Paperhangers | 9.460 | 10.080 | 40.00 | .420 | - | .300 | - | ⁶ .300 | - | .080 | - |
| Pipefitters | 10.450 | 11.350 | 40.00 | 2.165 | - | 1.510 | - | - | - | .075 | - |
| Sprinkler fitters | 9.660 | 10.460 | 40.00 | .600 | - | .900 | - | ⁶ 1.750 | - | - | - |
| Plasterers | 9.295 | 9.595 | 40.00 | .680 | - | .800 | - | ⁶ 1.000 | - | .150 | - |
| Plumbers | 10.355 | 11.155 | 37.50 | .700 | - | .700 | - | .500 | - | + .700 | - |
| Reinforcing iron workers | 9.075 | 9.725 | 40.00 | .550 | - | .700 | - | ⁶ .900 | - | .050 | - |
| Roofers, composition | 8.650 | 9.450 | 40.00 | .470 | - | .450 | - | 1.000 | - | - | - |
| Roofers, slate and tile | 8.650 | 9.450 | 40.00 | .470 | - | .450 | - | 1.000 | - | - | - |
| Sheet-metal workers | 10.290 | 10.290 | 37.50 | .510 | - | .710 | - | .820 | - | .510 | - |
| Stonemasons | 9.400 | 10.000 | 40.00 | .720 | - | .700 | - | .900 | - | .150 | - |
| Structural-iron workers | 9.075 | 9.725 | 40.00 | .550 | - | .700 | - | ⁶ .900 | - | .050 | - |
| Tile layers | 8.289 | 8.622 | 40.00 | .555 | - | 1.000 | - | - | 10.00 | - | - |
| Helpers and laborers | | | | | | | | | | | |
| Bricklayers' tenders | +8.200 | 8.850 | 40.00 | .450 | - | 1.000 | - | ⁶ .300 | - | ²³ .200 | - |
| Building laborers | 8.775 | 9.125 | 40.00 | .450 | - | 1.000 | - | ⁶ .300 | - | ⁶ .210 | - |
| Residential laborers | 8.225 | 8.725 | 40.00 | .450 | - | 1.000 | - | ⁶ .300 | - | ⁶ .210 | - |
| Elevator constructors' helpers | 7.035 | 7.490 | 40.00 | .545 | - | .350 | - | - | 6.00 | .020 | 2.30 |
| Marble setters' helpers | 9.280 | 10.080 | 40.00 | - | - | - | - | - | - | - | - |
| Plasterers' tenders | 8.970 | 9.375 | 40.00 | .450 | - | 1.000 | - | ⁶ .300 | - | ⁶ .250 | - |
| Plumbers' laborers | 8.950 | 9.500 | 40.00 | .450 | - | 1.000 | - | ⁶ .300 | - | ²³ .150 | - |
| Terrazzo workers' helpers | 9.500 | 9.850 | 40.00 | - | - | - | - | ⁶ .500 | - | .050 | - |
| Base-machine operators | 9.900 | 10.250 | 40.00 | - | - | - | - | ⁶ .500 | - | .050 | - |
| Tile setters' helpers | 7.722 | 8.235 | 40.00 | .555 | - | .400 | - | - | ⁶ 10.00 | - | - |

See footnotes at end of table.

Table 20. Wage rates, hours, and employer contributions for selected benefits: Selected cities—Continued

(Union hourly wage rates, July 1, 1976, and wage rates, straight-time weekly hours, and employer insurance, pension, vacation, and other contributions to funds in the building trades, July 1, 1977)

| City and job classification | July 1, 1976 | July 1, 1977 | | | | | | | | | |
|---|----------------------------|----------------------------|-----------------------------|---|---------|---------|---------|--------------------|---------|--------------------|---------|
| | Rate per hour ¹ | Rate per hour ¹ | Hours per week ² | Employer contributions for selected benefits ³ | | | | | | | |
| | | | | Insurance ⁴ | | Pension | | Vacation | | Other ⁵ | |
| | | | | Dollars | Percent | Dollars | Percent | Dollars | Percent | Dollars | Percent |
| St. Louis, Mo.—Continued | | | | | | | | | | | |
| Highway and street construction | | | | | | | | | | | |
| Journeyman | | | | | | | | | | | |
| Engineers—Power equipment operators: | | | | | | | | | | | |
| Group 1—Cranes, derricks, 2-drum hoists, piledrivers, scoops, shovels | | | | | | | | | | | |
| | + \$9.750 | \$10.500 | 40.00 | .500 | - | 1.000 | - | ⁶ 0.400 | - | - | - |
| Group 2—Compressors (2), concrete pumps, elevating graders, 1-drum hoists | | | | | | | | | | | |
| | + 9.550 | 10.300 | 40.00 | .500 | - | 1.000 | - | .400 | - | - | - |
| Group 3—Compressors (1), concrete saws, conveyors | | | | | | | | | | | |
| | + 9.350 | 10.100 | 40.00 | .500 | - | 1.000 | - | .400 | - | - | - |
| Group 4—Oilers | | | | | | | | | | | |
| | + 8.750 | 9.500 | 40.00 | .500 | - | 1.000 | - | ⁶ .400 | - | - | - |
| Helpers and laborers | | | | | | | | | | | |
| Laborers | | | | | | | | | | | |
| | 8.875 | 9.125 | 40.00 | .450 | - | 1.000 | - | ⁶ .300 | - | 0.210 | - |
| Other heavy construction | | | | | | | | | | | |
| Journeyman | | | | | | | | | | | |
| Engineers—Power equipment operators: | | | | | | | | | | | |
| Group 1—Boom trucks, cranes, draglines, drilling machines, 2-drum hoists, land or floating piledrivers, shovels | | | | | | | | | | | |
| | + 9.300 | 9.300 | 40.00 | .500 | - | 1.000 | - | ⁶ .400 | - | - | - |
| Group 2—Forklifts, 1-drum hoists | | | | | | | | | | | |
| | + 8.950 | 8.950 | 40.00 | .500 | - | 1.000 | - | ⁶ .400 | - | - | - |
| Group 3—Boilers, conveyors, pumps, single compressors, welding machines | | | | | | | | | | | |
| | + 8.750 | 8.750 | 40.00 | .500 | - | 1.000 | - | ⁶ .400 | - | - | - |
| Group 4—Oilers | | | | | | | | | | | |
| | + 7.900 | 7.900 | 40.00 | .500 | - | 1.000 | - | ⁶ .400 | - | - | - |
| Helpers and laborers | | | | | | | | | | | |
| Laborers | | | | | | | | | | | |
| | + 8.975 | 9.125 | 40.00 | .450 | - | 1.000 | - | ⁶ .300 | - | .210 | - |

See footnotes at end of table.

Table 20. Wage rates, hours, and employer contributions for selected benefits: Selected cities—Continued

(Union hourly wage rates, July 1, 1976, and wage rates, straight-time weekly hours, and employer insurance, pension, vacation, and other contributions to funds in the building trades, July 1, 1977)

| City and job classification | July 1, 1976 | July 1, 1977 | | | | | | | | | |
|---|----------------------------|----------------------------|-----------------------------|---|---------|---------|---------|--------------------|---------|--------------------|---------|
| | Rate per hour ¹ | Rate per hour ¹ | Hours per week ² | Employer contributions for selected benefits ³ | | | | | | | |
| | | | | Insurance ⁴ | | Pension | | Vacation | | Other ⁵ | |
| | | | | Dollars | Percent | Dollars | Percent | Dollars | Percent | Dollars | Percent |
| St. Petersburg, Fla. | | | | | | | | | | | |
| Building construction | | | | | | | | | | | |
| Journeyman | | | | | | | | | | | |
| Asbestos workers | \$9.510 | \$10.180 | 40.00 | 0.500 | - | 0.450 | - | ⁶ 0.750 | - | - | - |
| Boilermakers | 8.800 | 9.300 | 40.00 | .950 | - | 1.000 | - | - | - | - | - |
| Bricklayers: | | | | | | | | | | | |
| Commercial | 9.200 | 9.200 | 40.00 | .450 | - | .500 | - | - | - | 0.040 | - |
| Residential | 7.170 | 7.170 | 40.00 | .450 | - | .500 | - | - | - | .040 | - |
| Carpenters: | | | | | | | | | | | |
| Commercial: | | | | | | | | | | | |
| Heavy | 8.765 | 8.765 | 40.00 | .500 | - | .400 | - | - | - | .025 | - |
| Light | - | 7.800 | 40.00 | .500 | - | .400 | - | - | - | .025 | - |
| Residential | - | 5.000 | 40.00 | .500 | - | .400 | - | - | - | .025 | - |
| Millwrights | 9.420 | 9.420 | 40.00 | .550 | - | .700 | - | - | - | .020 | - |
| Piledrivers | 8.700 | 9.000 | 40.00 | .550 | - | .700 | - | - | - | .020 | - |
| Cement finishers: | | | | | | | | | | | |
| Commercial | 8.600 | 8.600 | 40.00 | .450 | - | .500 | - | - | - | .040 | - |
| Residential | 6.850 | 6.850 | 40.00 | .450 | - | .500 | - | - | - | .040 | - |
| Drywall tapers (finishers) | 8.800 | 9.250 | 40.00 | .350 | - | .400 | - | ⁶ .250 | - | .050 | - |
| Electricians (inside wires): | | | | | | | | | | | |
| Commercial | +8.100 | 8.200 | 40.00 | - | 5.00 | - | 10.00 | - | - | - | 1.00 |
| Residential | +6.500 | 7.000 | 40.00 | - | 5.00 | - | 10.00 | - | - | - | 1.00 |
| Elevator constructors | 9.280 | 9.850 | 40.00 | .545 | - | .350 | - | - | 6.00 | .020 | 2.30 |
| Engineers—Power equipment operators: | | | | | | | | | | | |
| Group 1—Cranes, derricks, material hoists (2 drums), graders | 10.890 | 10.890 | 40.00 | .625 | - | .600 | - | - | - | .025 | - |
| Group 2—Tugger hoists | 10.140 | 10.140 | 40.00 | .625 | - | .600 | - | - | - | .025 | - |
| Group 3—Material hoists (elevator), trenchers (over 24 in.) | 9.155 | 9.155 | 40.00 | .625 | - | .600 | - | - | - | .025 | - |
| Group 4—Bulldozers (crawlers) | 9.685 | 9.685 | 40.00 | .625 | - | .600 | - | - | - | .025 | - |
| Group 5—Air compressors (125 cu. ft. or over) | 8.135 | 8.135 | 40.00 | .625 | - | .600 | - | - | - | .025 | - |
| Group 6—Material hoists, pumps | 7.875 | 7.875 | 40.00 | .625 | - | .600 | - | - | - | .025 | - |
| Group 7—Air compressors (under 125 cu. ft.), mixers, trenchers (under 24 in.) | 7.645 | 7.645 | 40.00 | .625 | - | .600 | - | - | - | .025 | - |
| Glaziers | 7.700 | 7.700 | 40.00 | .250 | - | .200 | - | ⁶ .450 | - | - | - |
| Lathers: | | | | | | | | | | | |
| Commercial | 9.490 | 9.490 | 40.00 | - | - | .200 | - | - | - | .100 | - |
| Residential | 7.090 | 7.090 | 40.00 | - | - | .200 | - | - | - | .100 | - |
| Marble setters: | | | | | | | | | | | |
| Commercial | 9.200 | 9.200 | 40.00 | .450 | - | .500 | - | - | - | .040 | - |
| Residential | 7.170 | 7.170 | 40.00 | .450 | - | .500 | - | - | - | .040 | - |
| Mosaic and terrazzo workers: | | | | | | | | | | | |
| Commercial | 9.050 | 9.050 | 40.00 | .450 | - | .500 | - | - | - | .040 | - |

See footnotes at end of table.

Table 20. Wage rates, hours, and employer contributions for selected benefits: Selected cities—Continued

(Union hourly wage rates, July 1, 1976, and wage rates, straight-time weekly hours, and employer insurance, pension, vacation, and other contributions to funds in the building trades, July 1, 1977)

| City and job classification | July 1, 1976 | July 1, 1977 | | | | | | | | | |
|--|----------------------------|----------------------------|-----------------------------|---|---------|---------|---------|--------------------|---------|--------------------|---------|
| | Rate per hour ¹ | Rate per hour ¹ | Hours per week ² | Employer contributions for selected benefits ³ | | | | | | | |
| | | | | Insurance ⁴ | | Pension | | Vacation | | Other ⁵ | |
| | | | | Dollars | Percent | Dollars | Percent | Dollars | Percent | Dollars | Percent |
| St. Petersburg, Fla.—Continued | | | | | | | | | | | |
| Building construction—Continued | | | | | | | | | | | |
| Journeyman—Continued | | | | | | | | | | | |
| Residential | \$7.050 | \$7.050 | 40.00 | 0.450 | - | 0.500 | - | - | - | 0.040 | - |
| Painters: | | | | | | | | | | | |
| Commercial | 7.950 | 8.400 | 40.00 | .350 | - | .400 | - | ⁶ 0.250 | - | .050 | - |
| Residential | 5.240 | 5.240 | 40.00 | .350 | - | .400 | - | ⁶ .250 | - | .050 | - |
| Paperhangers—Commercial | 8.450 | 8.900 | 40.00 | .350 | - | .400 | - | ⁶ .250 | - | .050 | - |
| Pipefitters | 9.830 | 10.380 | 40.00 | .550 | - | .950 | - | - | - | - | - |
| Plasterers: | | | | | | | | | | | |
| Commercial | 8.650 | 8.650 | 40.00 | .450 | - | .500 | - | - | - | .100 | - |
| Residential | 6.250 | 6.250 | 40.00 | .450 | - | .500 | - | - | - | .100 | - |
| Plumbers | 9.830 | 10.380 | 40.00 | .550 | - | .950 | - | - | - | - | - |
| Reinforcing iron workers | 9.850 | ¹⁶ 9.800 | 40.00 | .650 | - | .500 | - | .500 | - | .035 | - |
| Roofers, composition | 8.050 | 8.200 | 40.00 | .400 | - | .200 | - | - | - | - | - |
| Roofers, slate and tile | 8.050 | 8.200 | 40.00 | .400 | - | .200 | - | - | - | - | - |
| Sheet-metal workers: | | | | | | | | | | | |
| Commercial | - | 7.750 | 40.00 | .850 | - | .550 | - | ⁶ .250 | - | .100 | - |
| Residential | - | 4.750 | 40.00 | .850 | - | .550 | - | ⁶ .250 | - | .100 | - |
| Stonemasons: | | | | | | | | | | | |
| Commercial | 9.200 | 9.200 | 40.00 | .450 | - | .500 | - | - | - | .040 | - |
| Residential | 7.170 | 7.170 | 40.00 | .450 | - | .500 | - | - | - | .040 | - |
| Structural-iron workers | 9.850 | ¹⁶ 9.800 | 40.00 | .650 | - | .500 | - | .500 | - | .035 | - |
| Tile layers: | | | | | | | | | | | |
| Commercial | 9.050 | 9.050 | 40.00 | .450 | - | .500 | - | - | - | .040 | - |
| Residential | 7.050 | 7.050 | 40.00 | .450 | - | .500 | - | - | - | .040 | - |
| Helpers and laborers | | | | | | | | | | | |
| Bricklayers' tenders | 6.650 | 6.650 | 40.00 | .425 | - | .200 | - | - | - | .025 | - |
| Building laborers | 6.500 | 6.500 | 40.00 | .425 | - | .200 | - | - | - | .025 | - |
| Composition roofers' helpers | 4.600 | 4.650 | 40.00 | .400 | - | .200 | - | - | - | - | - |
| Elevator constructors' helpers | 6.500 | 6.800 | 40.00 | .545 | - | .350 | - | - | 6.00 | .020 | 2.30 |
| Marble setters' helpers | 6.700 | 6.700 | 40.00 | .500 | - | .400 | - | - | - | .750 | - |
| Plasterers' laborers | 6.650 | 6.650 | 40.00 | .425 | - | .200 | - | - | - | .025 | - |
| Terrazzo workers' laborers | 6.700 | 6.700 | 40.00 | .500 | - | .400 | - | - | - | .750 | - |
| Tile layers' helpers | 6.700 | 6.700 | 40.00 | .500 | - | .400 | - | - | - | .750 | - |
| Highway and street construction | | | | | | | | | | | |
| Journeyman | | | | | | | | | | | |
| Piledrivers | 7.400 | 8.100 | 40.00 | .550 | - | .700 | - | - | - | .020 | - |
| Other heavy construction | | | | | | | | | | | |
| Journeyman | | | | | | | | | | | |
| Piledrivers | 7.400 | 8.100 | 40.00 | .550 | - | .700 | - | - | - | .020 | - |

See footnotes at end of table.

Table 20. Wage rates, hours, and employer contributions for selected benefits: Selected cities—Continued

(Union hourly wage rates, July 1, 1976, and wage rates, straight-time weekly hours, and employer insurance, pension, vacation, and other contributions to funds in the building trades, July 1, 1977)

| City and job classification | July 1, 1976 | July 1, 1977 | | | | | | | | | |
|--|----------------------------|----------------------------|-----------------------------|---|---------|---------|---------|--------------------|-------------------|--------------------|--------------------|
| | Rate per hour ¹ | Rate per hour ¹ | Hours per week ² | Employer contributions for selected benefits ³ | | | | | | | |
| | | | | Insurance ⁴ | | Pension | | Vacation | | Other ⁵ | |
| | | | | Dollars | Percent | Dollars | Percent | Dollars | Percent | Dollars | Percent |
| Sacramento, Calif. | | | | | | | | | | | |
| Building construction | | | | | | | | | | | |
| Journeyman | | | | | | | | | | | |
| Asbestos workers | \$11.990 | \$12.410 | 40.00 | 0.970 | - | 1.100 | - | 1.520 | - | 0.080 | - |
| Boilermakers | 12.000 | 13.200 | 40.00 | .750 | - | 1.000 | - | .500 | - | - | - |
| Bricklayers | 10.900 | 11.500 | 40.00 | 1.030 | - | 1.210 | - | 1.000 | - | .180 | - |
| Carpenters | 11.250 | 11.650 | 40.00 | 1.220 | - | 1.710 | - | .850 | - | .120 | - |
| Floor layers (hardwood) | 11.400 | 11.800 | 40.00 | 1.220 | - | 1.710 | - | .850 | - | .120 | - |
| Shinglers | 11.400 | 11.800 | 40.00 | 1.220 | - | 1.710 | - | .850 | - | .120 | - |
| Millwrights | 11.750 | 12.150 | 40.00 | 1.220 | - | 1.710 | - | .850 | - | .120 | - |
| Cement finishers | 10.000 | 10.500 | 40.00 | 1.150 | - | 1.430 | - | 1.650 | - | - | - |
| Composition | 10.250 | 10.500 | 40.00 | 1.150 | - | 1.430 | - | 1.650 | - | - | - |
| Electricians (inside wires) | 10.314 | 12.952 ³² | 36.00 | .950 | - | .850 | 3.00 | - | ⁶ 4.00 | - | ³³ 7.00 |
| Elevator constructors | 12.390 | 13.930 | 40.00 | .545 | - | .350 | - | - | 6.00 | .025 | 2.31 |
| Engineers—Power equipment operators: | | | | | | | | | | | |
| Compressors | 9.050 | ⁸ 9.050 | 40.00 | 1.120 | - | 2.000 | - | .900 | - | .240 | - |
| Compressors (2 to 6) | 10.020 | ⁸ 10.020 | 40.00 | 1.120 | - | 2.000 | - | .900 | - | .240 | - |
| Material hoists (1-drum) | 9.810 | ⁸ 9.810 | 40.00 | 1.120 | - | 2.000 | - | .900 | - | .240 | - |
| Small rubber tired tractors | 10.170 | ⁸ 10.170 | 40.00 | 1.120 | - | 2.000 | - | .900 | - | .240 | - |
| Tractors, dozers, scrapers, sheep foot, self-prop compactor with dozer and push-carts | 10.720 | ⁸ 10.720 | 40.00 | 1.120 | - | 2.000 | - | .900 | - | .240 | - |
| Euclid, T-pulls DW-10, 20, and 21 and similar (with earth-moving equipment up to and including 45 cy struck mrc) | 10.720 | ⁸ 10.720 | 40.00 | 1.120 | - | 2.000 | - | .900 | - | .240 | - |
| Tractors with boom 6 or larger, and similar crane (not over 25 tons, hammerhead and gantry) | 10.940 | ⁸ 10.940 | 40.00 | 1.120 | - | 2.000 | - | .900 | - | .240 | - |
| Power shovels, clamshell, draglines, backhoes, gradealls: Up to and including 1 yard | 11.250 | ⁸ 11.250 | 40.00 | 1.120 | - | 2.000 | - | .900 | - | .240 | - |
| Over 1 yd. and including 7 cu.yd. | 11.420 | ⁸ 11.420 | 40.00 | 1.120 | - | 2.000 | - | .900 | - | .240 | - |
| Universal Liebbber and tower cranes (and similar types) | 11.420 | ⁸ 11.420 | 40.00 | 1.120 | - | 2.000 | - | .900 | - | .240 | - |
| Glaziers | 9.745 | 10.886 | 40.00 | .580 | - | 1.500 | - | .871 | - | .478 | - |
| Lathers | 9.270 | 10.470 | 40.00 | .670 | - | 1.250 | - | 1.250 | - | .640 | - |
| Mosaic and terrazzo workers | 10.900 | 11.500 | 40.00 | 1.030 | - | 1.210 | - | ⁶ 1.000 | - | .180 | - |
| Painters: | | | | | | | | | | | |
| Brush | 10.920 | 11.120 | 35.00 | .990 | - | 1.300 | - | .400 | - | .400 | - |
| Spray | 11.800 | 11.620 | 35.00 | .990 | - | 1.300 | - | .400 | - | .400 | - |
| Paperhangers | 10.920 | 11.870 | 35.00 | .990 | - | 1.300 | - | .400 | - | .400 | - |

See footnotes at end of table.

Table 20. Wage rates, hours, and employer contributions for selected benefits: Selected cities—Continued

(Union hourly wage rates, July 1, 1976, and wage rates, straight-time weekly hours, and employer insurance, pension, vacation, and other contributions to funds in the building trades, July 1, 1977)

| City and job classification | July 1, 1976 | | July 1, 1977 | | | | | | | | |
|--|----------------------------|----------------------------|-----------------------------|---|---------|---------|---------|--------------------|--------------------|--------------------|---------|
| | Rate per hour ¹ | Rate per hour ¹ | Hours per week ² | Employer contributions for selected benefits ³ | | | | | | | |
| | | | | Insurance ⁴ | | Pension | | Vacation | | Other ⁵ | |
| | | | | Dollars | Percent | Dollars | Percent | Dollars | Percent | Dollars | Percent |
| Sacramento, Calif.—Continued | | | | | | | | | | | |
| Building construction—Continued | | | | | | | | | | | |
| Journeyman—Continued | | | | | | | | | | | |
| Pipefitters | \$11.230 | \$11.490 | 40.00 | 1.320 | - | 1.810 | - | ⁶ 2.350 | - | 0.170 | - |
| Plasterers | 9.890 | 11.340 | 40.00 | .860 | - | 1.600 | - | ⁶ 1.000 | - | .140 | - |
| Plumbers | 11.230 | 11.490 | 40.00 | 1.320 | - | 1.810 | - | ⁶ 2.350 | - | .170 | - |
| Reinforcing iron workers | 10.530 | 11.300 | 40.00 | 1.140 | - | 1.860 | - | ⁶ 1.200 | - | .030 | - |
| Roofers, composition | 9.360 | 10.110 | 40.00 | 1.040 | - | 1.100 | - | 1.000 | - | .080 | - |
| Roofers, slate and tile | 9.360 | 10.110 | 40.00 | 1.040 | - | 1.100 | - | 1.000 | - | .080 | - |
| Sheet-metal workers | 11.090 | 11.680 | 40.00 | .660 | - | 1.650 | - | - | 12.00 | .300 | - |
| Stonemasons | 10.900 | 11.500 | 40.00 | 1.030 | - | 1.210 | - | ⁶ 1.000 | - | .180 | - |
| Blocklayers | 10.900 | 11.500 | 40.00 | 1.030 | - | 1.210 | - | ⁶ 1.000 | - | .180 | - |
| Structural and ornamental iron workers | 10.530 | 11.300 | 40.00 | 1.140 | - | 1.860 | - | ⁶ 1.200 | - | .030 | - |
| Fence erectors | 9.640 | 10.410 | 40.00 | 1.140 | - | 1.860 | - | ⁶ 1.200 | - | .030 | - |
| Tile layers | 11.000 | 12.000 | 40.00 | .980 | - | 1.200 | - | 1.400 | - | .150 | - |
| Helpers and laborers | | | | | | | | | | | |
| Bricklayers' tenders | 7.855 | 8.880 | 40.00 | 1.250 | - | 1.700 | - | 1.000 | - | .120 | - |
| Building laborers | 8.035 | 8.525 | 40.00 | 1.250 | - | 1.700 | - | 1.000 | - | .210 | - |
| Elevator constructors' helpers | 8.670 | 9.750 | 40.00 | .545 | - | .350 | - | - | 6.00 | .025 | 2.31 |
| Plasterers' laborers (hod carriers) | 9.810 | 10.360 | 40.00 | 1.250 | - | 1.700 | - | 1.000 | - | .180 | - |
| Terrazzo workers' helpers | 9.460 | 10.160 | 35.00 | .750 | - | .600 | - | 1.000 | - | .200 | - |
| Base machine | 9.860 | 10.560 | 35.00 | .750 | - | .600 | - | 1.000 | - | .200 | - |
| Floor machine men | 9.460 | 10.160 | 35.00 | .750 | - | .600 | - | 1.000 | - | .200 | - |
| Tile layers' helpers | 7.300 | 8.460 | 40.00 | .800 | - | - | - | ⁶ 1.000 | - | .150 | - |
| San Antonio, Texas | | | | | | | | | | | |
| Building construction | | | | | | | | | | | |
| Journeyman | | | | | | | | | | | |
| Asbestos workers | +8.892 | 9.320 | 40.00 | .600 | - | .600 | - | - | ⁶ 10.00 | - | - |
| Bricklayers | 8.570 | 9.270 | 40.00 | .450 | - | .300 | - | .250 | - | .050 | - |
| Carpenters | 7.770 | 8.120 | 40.00 | .430 | - | .400 | - | .400 | - | .010 | - |
| Millwrights | 8.070 | 8.420 | 40.00 | .430 | - | .400 | - | .400 | - | .010 | - |
| Cement finishers | 8.270 | 8.400 | 40.00 | .400 | - | - | - | .650 | - | - | - |
| Machine operators | 8.520 | 8.650 | 40.00 | .400 | - | - | - | .650 | - | - | - |
| Drywall tapers (finishers) | 7.550 | 8.300 | 40.00 | - | - | .200 | - | - | - | - | - |
| Electricians (inside wires) | 9.348 | 10.070 | 40.00 | .440 | - | - | 5.00 | - | ⁶ 5.00 | - | 2.00 |
| Elevator constructors | 9.070 | 9.270 | 40.00 | .545 | - | .350 | - | - | 6.00 | .020 | 2.30 |

See footnotes at end of table.

Table 20. Wage rates, hours, and employer contributions for selected benefits: Selected cities—Continued

(Union hourly wage rates, July 1, 1976, and wage rates, straight-time weekly hours, and employer insurance, pension, vacation, and other contributions to funds in the building trades, July 1, 1977)

| City and job classification | July 1, 1976 | July 1, 1977 | | | | | | | | | |
|--|----------------------------|----------------------------|-----------------------------|---|---------|---------|---------|--------------------|---------|--------------------|---------|
| | Rate per hour ¹ | Rate per hour ¹ | Hours per week ² | Employer contributions for selected benefits ³ | | | | | | | |
| | | | | Insurance ⁴ | | Pension | | Vacation | | Other ⁵ | |
| | | | | Dollars | Percent | Dollars | Percent | Dollars | Percent | Dollars | Percent |
| San Antonio, Texas | | | | | | | | | | | |
| —Continued | | | | | | | | | | | |
| Building construction | | | | | | | | | | | |
| —Continued | | | | | | | | | | | |
| Journeyman | | | | | | | | | | | |
| —Continued | | | | | | | | | | | |
| Engineers—Power equipment operators: | | | | | | | | | | | |
| Heavy equipment—Bulldozers, scrapers, cranes, derricks, draglines, hoists (2 drums or more), rollers (5 tons and over), blade graders (self-propelled), locomotives, trench machines, winch trucks | \$8.320 | \$8.670 | 40.00 | 0.450 | - | 0.750 | - | - | - | - | - |
| Light equipment—Mixers (less than 14 cu. ft.), air compressors (over 125 cu. ft.), pumps (2.5 in. or larger), welding machines, rollers (under 5 tons), hoists (single drum) | 7.440 | 7.740 | 40.00 | .450 | - | .750 | - | - | - | - | - |
| Lathers | 8.760 | 8.840 | 40.00 | - | - | - | - | ⁶ 0.500 | - | 0.080 | - |
| Marble setters | 8.190 | 8.190 | 40.00 | .400 | - | .300 | - | .250 | - | - | - |
| Painters, brush | 7.550 | 8.300 | 40.00 | - | - | .200 | - | - | - | - | - |
| Spray | 7.800 | 8.550 | 40.00 | - | - | .200 | - | - | - | - | - |
| Spray, steel | 8.050 | 8.800 | 40.00 | - | - | .200 | - | - | - | - | - |
| Steel, other than spray | 7.800 | 8.550 | 40.00 | - | - | .200 | - | - | - | - | - |
| Paperhangers | 7.550 | 8.300 | 40.00 | - | - | .200 | - | - | - | - | - |
| Pipefitters | 9.060 | 9.960 | 40.00 | .400 | - | .550 | - | ⁶ .750 | - | ³⁴ .170 | - |
| Steamfitters | 9.060 | 9.960 | 40.00 | .400 | - | .550 | - | ⁶ .750 | - | ³⁴ .170 | - |
| Refrigeration fitters | 9.060 | 9.960 | 40.00 | .400 | - | .550 | - | ⁶ .750 | - | ³⁴ .170 | - |
| Plasterers | 9.260 | 9.780 | 40.00 | - | - | - | - | - | - | .050 | - |
| Plumbers | 9.060 | 9.960 | 40.00 | .400 | - | .550 | - | ⁶ .750 | - | ³⁴ .170 | - |
| Reinforcing iron workers | 7.600 | 7.850 | 40.00 | .550 | - | 1.000 | - | .500 | - | .010 | - |
| Roofers, composition | 6.200 | 6.450 | 40.00 | .250 | - | - | - | - | - | - | - |
| Roofers, slate and tile | 6.200 | 6.450 | 40.00 | .250 | - | - | - | - | - | - | - |
| Sheet-metal workers | 8.730 | 9.700 | 40.00 | .350 | - | .660 | - | ⁶ .650 | - | .110 | 3.00 |
| Stonemasons | 8.570 | 9.270 | 40.00 | .450 | - | .300 | - | .250 | - | .050 | - |
| Structural-iron workers | 7.600 | 7.850 | 40.00 | .550 | - | 1.000 | - | .500 | - | .010 | - |
| Mosaic and terrazzo workers | 8.190 | 8.190 | 40.00 | .400 | - | .300 | - | .250 | - | - | - |
| Tile layers | 8.190 | 8.190 | 40.00 | .400 | - | .300 | - | .250 | - | - | - |
| Helpers and laborers | | | | | | | | | | | |
| Bricklayers' tenders | 5.200 | 5.590 | 40.00 | .330 | - | .300 | - | - | - | .030 | - |
| Cement finishers' helpers | 5.200 | 5.590 | 40.00 | .330 | - | .300 | - | - | - | .030 | - |
| Building laborers | 5.090 | 5.340 | 40.00 | .330 | - | .300 | - | - | - | .030 | - |
| Air tool operators | 5.180 | 5.590 | 40.00 | .330 | - | .300 | - | - | - | .030 | - |
| Power buggy operators | 5.200 | 5.590 | 40.00 | .330 | - | .300 | - | - | - | .030 | - |
| Bell-hold men | 5.200 | 5.690 | 40.00 | .330 | - | .300 | - | - | - | .030 | - |
| Stem men | 5.380 | 5.590 | 40.00 | .330 | - | .300 | - | - | - | .030 | - |

See footnotes at end of table.

Table 20. Wage rates, hours, and employer contributions for selected benefits: Selected cities—Continued

(Union hourly wage rates, July 1, 1976, and wage rates, straight-time weekly hours, and employer insurance, pension, vacation, and other contributions to funds in the building trades, July 1, 1977)

| City and job classification | July 1, 1976 | July 1, 1977 | | | | | | | | | |
|--|-------------------------------|-------------------------------|-----------------------------------|---|---------|---------|---------|----------|--------------------|--------------------|-------------------|
| | Rate per hour ¹ | Rate per hour ¹ | Hours per week ² | Employer contributions for selected benefits ³ | | | | | | | |
| | | | | Insurance ⁴ | | Pension | | Vacation | | Other ⁵ | |
| Dollars | Percent | Dollars | Percent | Dollars | Percent | Dollars | Percent | Dollars | Percent | | |
| San Antonio, Texas | | | | | | | | | | | |
| —Continued | | | | | | | | | | | |
| Building construction | | | | | | | | | | | |
| —Continued | | | | | | | | | | | |
| Helpers and laborers | | | | | | | | | | | |
| —Continued | | | | | | | | | | | |
| Gunite | \$5.180 | \$5.690 | 40.00 | 0.330 | - | 0.300 | - | - | - | 0.030 | - |
| Cutting torches | 5.180 | 5.590 | 40.00 | .330 | - | .300 | - | - | - | .030 | - |
| Elevator constructors' helpers | 6.350 | 6.490 | 40.00 | .545 | - | .350 | - | - | 6.00 | .020 | 2.30 |
| Plasterers' laborers | 5.460 | 5.590 | 40.00 | .330 | - | .300 | - | - | - | .030 | - |
| Mortar mixers | 5.460 | 5.690 | 40.00 | .330 | - | .300 | - | - | - | .030 | - |
| Composition roofers' helpers | 2.700 | 2.950 | 40.00 | .250 | - | - | - | - | - | - | - |
| Tile layers' helpers | 5.090 | 5.590 | 40.00 | .330 | - | .300 | - | - | - | .030 | - |
| San Diego, Calif. | | | | | | | | | | | |
| Building construction | | | | | | | | | | | |
| Journeyman | | | | | | | | | | | |
| Asbestos workers | 11.350 | 12.100 | 40.00 | .870 | - | 1.100 | - | - | - | 1.000 | - |
| Boilermakers | 12.000 | 13.175 | 40.00 | .775 | - | 1.000 | - | 0.500 | - | - | - |
| Bricklayers | 10.070 | 10.720 | 40.00 | 1.030 | - | 1.060 | - | .500 | - | .300 | - |
| Carpenters | 10.310 | 11.260 | 40.00 | .660 | - | 1.200 | - | .800 | - | .110 | - |
| Floor layers, | 10.560 | 11.510 | 40.00 | .660 | - | 1.200 | - | .800 | - | .110 | - |
| Millwrights | 10.560 | 11.510 | 40.00 | .660 | - | 1.200 | - | .800 | - | .110 | - |
| Drywall hangers | 11.770 | 12.600 | 40.00 | .660 | - | 1.200 | - | .800 | - | .110 | - |
| Shinglers | 10.440 | 11.390 | 40.00 | .660 | - | 1.200 | - | .800 | - | .110 | - |
| Cement finishers | 8.430 | 9.260 | 40.00 | .880 | - | 1.760 | - | 1.360 | - | .050 | - |
| Electricians (inside wires) | +9.664 | 11.727 | 40.00 | .700 | - | 1.330 | 3.00 | - | ⁶ 10.00 | .040 | 1.00 |
| Elevator constructors | 12.000 | 12.950 | 40.00 | .595 | - | .350 | - | - | 6.00 | .020 | 2.31 |
| Engineers—Power equip- ment operators: | | | | | | | | | | | |
| Heavy equipment: | | | | | | | | | | | |
| Universal equipment (to 1 cu. yd.), tractors, single engine | 10.290 | 11.740 | 40.00 | 1.000 | - | 2.000 | - | .500 | - | .100 | - |
| Medium equipment: | | | | | | | | | | | |
| Winch truck operators | 9.820 | 11.270 | 40.00 | 1.000 | - | 2.000 | - | .500 | - | .100 | - |
| Motor patrols—Power blade operators (single engine) | 10.410 | 11.860 | 40.00 | 1.000 | - | 2.000 | - | .500 | - | .100 | - |
| Multi-engine | 10.580 | 11.630 | 40.00 | 1.000 | - | 2.000 | - | .500 | - | .100 | - |
| Light equipment: | | | | | | | | | | | |
| Air compressors | 9.250 | 10.700 | 40.00 | 1.000 | - | 2.000 | - | .500 | - | .100 | - |
| Concrete mixer (skip type) | 9.530 | 10.980 | 40.00 | 1.000 | - | 2.000 | - | .500 | - | .100 | - |
| Glaziers | 9.334 | 9.810 | 40.00 | .670 | - | .900 | - | - | ⁶ 6.00 | .100 | ⁶ 4.00 |
| Lathers | 10.960 | 11.510 | 40.00 | .600 | - | .900 | - | .900 | - | .100 | - |
| Machinists (erection) | 11.400 | 12.400 | 40.00 | .472 | - | .600 | - | - | - | - | - |
| Marble setters | 10.040 | 10.640 | 40.00 | .810 | - | 1.170 | - | .850 | - | - | - |
| Mosaic and terrazzo workers | 10.040 | 10.640 | 40.00 | .810 | - | 1.170 | - | .850 | - | - | - |

See footnotes at end of table.

Table 20. Wage rates, hours, and employer contributions for selected benefits: Selected cities—Continued

(Union hourly wage rates, July 1, 1976, and wage rates, straight-time weekly hours, and employer insurance, pension, vacation, and other contributions to funds in the building trades, July 1, 1977)

| City and job classification | July 1, 1976 | | July 1, 1977 | | | | | | | | |
|--------------------------------------|----------------------------|----------------------------|-----------------------------|---|---------|---------|---------|--------------------|---------|--------------------|---------|
| | Rate per hour ¹ | Rate per hour ¹ | Hours per week ² | Employer contributions for selected benefits ³ | | | | | | | |
| | | | | Insurance ⁴ | | Pension | | Vacation | | Other ⁵ | |
| | | | | Dollars | Percent | Dollars | Percent | Dollars | Percent | Dollars | Percent |
| San Diego, Calif. | | | | | | | | | | | |
| —Continued | | | | | | | | | | | |
| Building construction | | | | | | | | | | | |
| —Continued | | | | | | | | | | | |
| Journeyman | | | | | | | | | | | |
| —Continued | | | | | | | | | | | |
| Painters | \$10.370 | \$10.990 | 40.00 | 1.190 | - | 1.180 | - | 0.750 | - | 0.070 | - |
| Spray | 10.620 | 11.240 | 40.00 | 1.190 | - | 1.180 | - | .750 | - | .070 | - |
| Swing stage (brush) | 10.620 | 11.240 | 40.00 | 1.190 | - | 1.180 | - | .750 | - | .070 | - |
| Swing stage (spray) | 10.870 | 11.490 | 40.00 | 1.190 | - | 1.180 | - | .750 | - | .070 | - |
| Drywall tapers | 10.720 | 11.660 | 40.00 | 1.190 | - | 1.180 | - | .750 | - | .070 | - |
| Paperhangers | 10.870 | 11.490 | 40.00 | 1.190 | - | 1.180 | - | .750 | - | .070 | - |
| Pipefitters | 11.660 | 12.410 | 36.00 | - | 10.00 | - | 16.00 | - | 13.00 | - | 2.00 |
| Refrigeration fitters | 11.660 | 12.410 | 36.00 | - | 10.00 | - | 16.00 | - | 13.00 | - | 2.00 |
| Plasterers | 9.810 | 10.210 | 40.00 | .650 | - | 1.750 | - | ⁶ 1.250 | - | .100 | - |
| Plumbers | 11.660 | 12.410 | 36.00 | - | 10.00 | - | 16.00 | - | 13.00 | - | 2.00 |
| Reinforcing iron workers | 11.030 | 11.300 | 40.00 | 1.140 | - | 1.860 | - | 1.200 | - | - | - |
| Roofers, composition | 9.990 | 10.790 | 40.00 | .600 | - | .750 | - | 1.000 | - | .260 | - |
| Roofers, slate and tile | 9.990 | 10.790 | 40.00 | .600 | - | .750 | - | 1.000 | - | .260 | - |
| Sheet-metal workers | 10.350 | 12.060 | 40.00 | 1.040 | - | 2.240 | - | ⁶ .900 | - | .210 | - |
| Structural-iron workers | 11.030 | 11.300 | 40.00 | 1.140 | - | 1.860 | - | 1.200 | - | - | - |
| Ornamental finishers | 11.030 | 11.300 | 40.00 | 1.140 | - | 1.860 | - | 1.200 | - | - | - |
| Fence erectors | 10.140 | 10.410 | 40.00 | 1.140 | - | 1.860 | - | 1.200 | - | - | - |
| Tile layers | 10.040 | 10.640 | 40.00 | .810 | - | 1.170 | - | .850 | - | - | - |
| Helpers and laborers | | | | | | | | | | | |
| Bricklayers' tenders | 8.890 | 9.320 | 40.00 | .770 | - | 1.950 | - | .500 | - | ²⁵ .230 | - |
| Building laborers | 7.100 | 7.950 | 40.00 | .770 | - | 1.950 | - | .500 | - | ³⁵ .230 | - |
| Elevator constructors' helpers | 8.400 | 9.065 | 40.00 | .595 | - | .350 | - | - | 6.00 | .020 | 2.31 |
| Marble setters' helpers | 7.040 | 8.740 | 40.00 | .810 | - | 1.000 | - | - | - | - | - |
| Plasterers' tenders | 10.030 | 10.460 | 40.00 | .770 | - | 1.950 | - | .500 | - | .100 | - |
| Terrazzo workers' helpers | 7.020 | 8.400 | 40.00 | - | - | 1.000 | - | ⁶ 1.000 | - | - | - |
| Base machine | 7.300 | 8.680 | 40.00 | - | - | 1.000 | - | ⁶ 1.000 | - | - | - |
| Tile layers' helpers | 7.040 | 8.740 | 40.00 | .810 | - | 1.000 | - | - | - | - | - |
| San Francisco, Calif. | | | | | | | | | | | |
| Building construction | | | | | | | | | | | |
| Journeyman | | | | | | | | | | | |
| Asbestos workers | 11.990 | 12.410 | 40.00 | .970 | - | 1.100 | - | 1.520 | - | .060 | - |
| Boilermakers | 12.000 | 13.200 | 40.00 | .750 | - | 1.000 | - | .500 | - | - | - |
| Bricklayers | 10.670 | 11.420 | 35.00 | 1.500 | - | 1.100 | - | 1.000 | - | .380 | - |
| Tuck pointers, cleaners | 10.670 | 11.420 | 35.00 | 1.500 | - | 1.100 | - | 1.000 | - | .380 | - |
| Carpenters | 11.250 | 11.650 | 36.00 | 1.220 | - | 1.710 | - | .850 | - | .120 | - |
| Floor layers | 11.400 | 11.800 | 36.00 | 1.220 | - | 1.710 | - | .850 | - | .120 | - |
| Millwrights | 11.750 | 12.150 | 36.00 | 1.220 | - | 1.710 | - | .850 | - | .120 | - |
| Shinglers | 11.400 | 11.800 | 36.00 | 1.220 | - | 1.710 | - | .850 | - | .120 | - |
| Power saw operators | 11.400 | 11.800 | 36.00 | 1.220 | - | 1.710 | - | .850 | - | .120 | - |
| Cement finishers | 10.000 | 10.500 | 40.00 | 1.150 | - | 1.430 | - | 1.500 | - | - | - |
| Composition | 10.250 | 10.750 | 40.00 | 1.150 | - | 1.430 | - | 1.500 | - | - | - |
| Swinging scaffold | 10.250 | 10.750 | 40.00 | 1.150 | - | 1.430 | - | 1.500 | - | - | - |

See footnotes at end of table.

Table 20. Wage rates, hours, and employer contributions for selected benefits: Selected cities—Continued

(Union hourly wage rates, July 1, 1976, and wage rates, straight-time weekly hours, and employer insurance, pension, vacation, and other contributions to funds in the building trades, July 1, 1977)

| City and job classification | July 1, 1976 | July 1, 1977 | | | | | | | | | |
|---|----------------------------|----------------------------|-----------------------------|---|---------|---------|---------|----------|-------------------|--------------------|-------------------|
| | Rate per hour ¹ | Rate per hour ¹ | Hours per week ² | Employer contributions for selected benefits ³ | | | | | | | |
| | | | | Insurance ⁴ | | Pension | | Vacation | | Other ⁵ | |
| | | | | Dollars | Percent | Dollars | Percent | Dollars | Percent | Dollars | Percent |
| San Francisco, Calif.—Continued | | | | | | | | | | | |
| Building construction—Continued | | | | | | | | | | | |
| Journeyman—Continued | | | | | | | | | | | |
| Power machine | \$10.000 | \$10.750 | 40.00 | 1.150 | - | 1.430 | - | 1.500 | - | - | - |
| Electricians (inside wires and fixture hangers) | 10.780 | 13.288 | 35.00 | 1.320 | - | 1.105 | 3.00 | - | ⁶ 4.00 | 0.270 | ⁶ 8.00 |
| Elevator constructors | 12.390 | 13.490 | 40.00 | .545 | - | .350 | - | - | 6.00 | .020 | 2.31 |
| Engineers—Power equip- ment operators: | | | | | | | | | | | |
| Compressors | 9.050 | ⁸ 9.050 | 40.00 | 1.120 | - | 2.000 | - | .900 | - | .290 | - |
| Compressors (over 2) | 10.020 | ⁸ 10.020 | 40.00 | 1.120 | - | 2.000 | - | .900 | - | .290 | - |
| Material hoists (1-drum) | 9.810 | ⁸ 9.810 | 40.00 | 1.120 | - | 2.000 | - | .900 | - | .290 | - |
| Small rubber-tired tractors | 10.170 | ⁸ 10.170 | 40.00 | 1.120 | - | 2.000 | - | .900 | - | .290 | - |
| Tractors, dozers, scrapers, sheepsfoot, self-propelled com- pactors with dozers, and push carts | 10.720 | ⁸ 10.720 | 40.00 | 1.120 | - | 2.000 | - | .900 | - | .290 | - |
| Euclids, T-pulls, DW- 10, 20, and 21 and similar (with earth- moving equipment up to and including 45 cu.yd. struck mcr) | 10.720 | ⁸ 10.720 | 40.00 | 1.120 | - | 2.000 | - | .900 | - | .290 | - |
| Tractors (with boom) D-6 or larger and similar | 10.940 | ⁸ 10.940 | 40.00 | 1.120 | - | 2.000 | - | .900 | - | .290 | - |
| Cranes (not over 25 tons), hammerhead and gantry | 11.250 | ⁸ 11.250 | 40.00 | 1.120 | - | 2.000 | - | .900 | - | .290 | - |
| Power shovels, clam- shells, draglines, backhoes, gradealls: | | | | | | | | | | | |
| Up to and includ- ing 1 yard | 11.250 | ⁸ 11.250 | 40.00 | 1.120 | - | 2.000 | - | .900 | - | .290 | - |
| Over 1 yard and including 7 cu.yd | 11.420 | ⁸ 11.420 | 40.00 | 1.120 | - | 2.000 | - | .900 | - | .290 | - |
| Universal Liebhern and tower cranes (and similar types) | 11.420 | ⁸ 11.420 | 40.00 | 1.120 | - | 2.000 | - | .900 | - | .290 | - |
| Glaziers | 10.100 | 10.610 | 40.00 | 1.000 | - | 1.410 | - | 1.180 | - | .390 | - |
| Glaziers | 10.100 | 10.610 | 40.00 | 1.000 | - | 1.410 | - | 1.180 | - | .390 | - |
| Lathers | 11.070 | ⁸ 11.070 | 36.00 | .560 | - | 1.100 | - | 1.000 | - | .030 | - |
| Machinists | 11.400 | 12.400 | 40.00 | .749 | - | .600 | - | - | - | - | - |
| Marble setters | 10.640 | 11.390 | 35.00 | 1.100 | - | 1.000 | - | 1.030 | - | .010 | - |
| Painters | 10.770 | 11.770 | 35.00 | .990 | - | 1.300 | - | .400 | - | .400 | - |
| Paperhangers | 10.770 | 11.770 | 35.00 | .990 | - | 1.300 | - | .400 | - | .400 | - |
| Pipefitters | 11.750 | 12.600 | 35.00 | 2.155 | - | 1.800 | - | .570 | - | 2.525 | - |
| Refrigeration fitters | 11.750 | 12.600 | 35.00 | 2.160 | - | 1.800 | - | .570 | - | 2.305 | - |
| Sprinkler fitters | + 13.310 | 13.360 | 32.00 | .650 | - | 1.450 | - | 2.400 | - | - | - |
| Plasterers | 10.280 | 12.330 | 36.00 | 1.000 | - | 2.250 | - | .750 | - | .980 | - |
| Plumbers | 11.750 | 12.600 | 35.00 | 2.155 | - | 1.800 | - | .570 | - | 2.525 | - |
| Rodmen (reinforcing) | 11.030 | 11.550 | 40.00 | 1.240 | - | 2.220 | - | 1.460 | - | .040 | - |
| Roofers, composition | 10.230 | 11.230 | 36.00 | .600 | - | 1.100 | - | 1.150 | - | .170 | - |
| Roofers, slate and tile | 10.230 | 11.230 | 36.00 | .600 | - | 1.100 | - | 1.150 | - | .170 | - |

See footnotes at end of table.

Table 20. Wage rates, hours, and employer contributions for selected benefits: Selected cities—Continued

(Union hourly wage rates, July 1, 1976, and wage rates, straight-time weekly hours, and employer insurance, pension, vacation, and other contributions to funds in the building trades, July 1, 1977)

| City and job classification | July 1, 1976 | | July 1, 1977 | | | | | | | | |
|--|----------------------------|----------------------------|-----------------------------|---|---------|---------|---------|----------|---------|--------------------|---------|
| | Rate per hour ¹ | Rate per hour ¹ | Hours per week ² | Employer contributions for selected benefits ³ | | | | | | | |
| | | | | Insurance ⁴ | | Pension | | Vacation | | Other ⁵ | |
| | | | | Dollars | Percent | Dollars | Percent | Dollars | Percent | Dollars | Percent |
| San Francisco, Calif. | | | | | | | | | | | |
| —Continued | | | | | | | | | | | |
| Building construction | | | | | | | | | | | |
| —Continued | | | | | | | | | | | |
| Journeyman | | | | | | | | | | | |
| —Continued | | | | | | | | | | | |
| Sheet-metal workers | \$11.200 | \$11.830 | 37.50 | 0.730 | - | 1.950 | - | 1.300 | - | 0.700 | - |
| Stonemasons | 10.670 | 11.420 | 35.00 | 1.500 | - | 1.100 | - | 1.000 | - | .380 | - |
| Structural-iron workers | 11.030 | 11.550 | 40.00 | 1.240 | - | 2.220 | - | 1.460 | - | .040 | - |
| Ornamental finishers | 11.030 | 11.550 | 40.00 | 1.240 | - | 2.220 | - | 1.460 | - | .040 | - |
| Fence men | 10.140 | 10.660 | 40.00 | 1.240 | - | 2.220 | - | 1.460 | - | .040 | - |
| Terrazzo workers | 10.320 | 11.420 | 35.00 | 1.100 | - | 1.000 | - | 1.000 | - | .200 | - |
| Tile layers | 11.000 | 12.000 | 40.00 | .980 | - | 1.200 | - | 1.400 | - | .150 | - |
| Helpers and laborers | | | | | | | | | | | |
| Bricklayers' tenders | 9.150 | 9.650 | 36.00 | 1.050 | - | 1.200 | - | 1.000 | - | - | - |
| Building laborers: | | | | | | | | | | | |
| Group III | 8.045 | 8.525 | 40.00 | 1.250 | - | 1.700 | - | 1.000 | - | .210 | - |
| Group II - concrete | 8.145 | 8.625 | 40.00 | 1.250 | - | 1.700 | - | 1.000 | - | .210 | - |
| Group I - pneumatic tool tunnel miner | 8.295 | 8.775 | 40.00 | 1.250 | - | 1.700 | - | 1.000 | - | .210 | - |
| Elevator constructors' helpers | 8.670 | 9.440 | 40.00 | .545 | - | .350 | - | - | 6.00 | .020 | 2.31 |
| Marble setters helpers | 8.550 | 9.270 | 40.00 | .690 | - | .510 | - | - | 10.00 | .150 | - |
| Plasterers' laborers | 9.800 | 10.300 | 36.00 | 1.050 | - | 1.400 | - | 1.250 | - | .250 | - |
| Terrazzo workers' helpers | +8.460 | 9.160 | 35.00 | .750 | - | .600 | - | 1.000 | - | .200 | - |
| Base machine | +8.860 | 9.560 | 35.00 | .750 | - | .600 | - | 1.000 | - | .200 | - |
| Polishers | +8.460 | 9.160 | 35.00 | .750 | - | .600 | - | 1.000 | - | .200 | - |
| Wet machine men | +8.460 | 9.160 | 35.00 | .750 | - | .600 | - | 1.000 | - | .200 | - |
| Santa Ana, Calif. | | | | | | | | | | | |
| Building construction | | | | | | | | | | | |
| Journeyman | | | | | | | | | | | |
| Asbestos workers | 11.350 | 12.100 | 40.00 | .870 | - | 1.100 | - | 1.000 | - | - | - |
| Boilermakers | 12.000 | 13.175 | 40.00 | .775 | - | 1.000 | - | .500 | - | - | - |
| Bricklayers (brick and block) | 10.298 | 10.700 | 40.00 | 1.150 | - | 1.450 | - | .500 | - | .250 | - |
| Carpenters | 9.540 | ⁶ 9.540 | 40.00 | 1.300 | - | 1.800 | - | .800 | - | .020 | - |
| Cement finishers (cement masons) | 9.410 | ⁶ 9.410 | 40.00 | 1.100 | - | 1.750 | - | 1.000 | - | - | - |
| Electricians | 11.500 | 12.540 | 35.00 | .810 | - | 1.450 | 3.00 | - | - | .020 | 1.00 |
| Elevator constructors | 12.000 | 12.950 | 40.00 | .545 | - | .350 | - | - | 6.00 | .020 | 2.31 |
| Engineers—Power equip- ment operators: | | | | | | | | | | | |
| Shovels, backhoes, draglines, clamshells (over 3/4 yard) | 10.290 | 11.740 | 40.00 | 1.000 | - | 2.000 | - | .500 | - | .100 | - |
| Tractors—Up to 100 hp | 10.180 | 11.630 | 40.00 | 1.000 | - | 2.000 | - | .500 | - | .100 | - |
| A-frames or winch trucks | 9.820 | 11.270 | 40.00 | 1.000 | - | 2.000 | - | .500 | - | .100 | - |

See footnotes at end of table.

Table 20. Wage rates, hours, and employer contributions for selected benefits: Selected cities—Continued

(Union hourly wage rates, July 1, 1976, and wage rates, straight-time weekly hours, and employer insurance, pension, vacation, and other contributions to funds in the building trades, July 1, 1977)

| City and job classification | July 1, 1976 | July 1, 1977 | | | | | | | | | |
|--|-------------------------------|-------------------------------|-----------------------------------|---|---------|---------|---------|--------------------|--------------------|--------------------|-------------------|
| | Rate per hour ¹ | Rate per hour ¹ | Hours per week ² | Employer contributions for selected benefits ³ | | | | | | | |
| | | | | Insurance ⁴ | | Pension | | Vacation | | Other ⁵ | |
| | | | | Dollars | Percent | Dollars | Percent | Dollars | Percent | Dollars | Percent |
| Santa Ana, Calif. | | | | | | | | | | | |
| —Continued | | | | | | | | | | | |
| Building construction | | | | | | | | | | | |
| —Continued | | | | | | | | | | | |
| Journeyman | | | | | | | | | | | |
| —Continued | | | | | | | | | | | |
| Motor patrol blades: | | | | | | | | | | | |
| Single engine | \$10.410 | \$11.860 | 40.00 | 1.000 | - | 2.000 | - | 0.500 | - | 0.100 | - |
| Multi-engine | 10.580 | 12.030 | 40.00 | 1.000 | - | 2.000 | - | .500 | - | .100 | - |
| Compressors | 9.250 | 10.700 | 40.00 | 1.000 | - | 2.000 | - | .500 | - | .100 | - |
| Concrete mixers (slip type) | 9.530 | 10.980 | 40.00 | 1.000 | - | 2.000 | - | .500 | - | .100 | - |
| Tractors-over 100 hp | 10.290 | 11.740 | 40.00 | 1.000 | - | 2.000 | - | .500 | - | .100 | - |
| Concrete mixers | 10.290 | 11.740 | 40.00 | 1.000 | - | 2.000 | - | .500 | - | .100 | - |
| Skip loaders (1-1/2 to 6-1/2 yards) | 10.290 | 11.740 | 40.00 | 1.000 | - | 2.000 | - | .500 | - | .100 | - |
| Tractors over 6 1/2 yards) | 10.410 | 11.860 | 40.00 | 1.000 | - | 2.000 | - | .500 | - | .100 | - |
| Trenchers | 9.960 | 11.410 | 40.00 | 1.000 | - | 2.000 | - | .500 | - | .100 | - |
| Canal tilters | 10.710 | 12.160 | 40.00 | 1.000 | - | 2.000 | - | .500 | - | .100 | - |
| Glaziers | 9.522 | 11.190 | 40.00 | .790 | - | 1.450 | - | - | ⁶ 8.00 | .100 | ⁶ 5.00 |
| Lathers | 10.900 | 11.500 | 40.00 | .700 | - | .900 | - | .500 | - | .120 | - |
| Machinists | 11.400 | 12.400 | 40.00 | .472 | - | .600 | - | - | - | - | - |
| Marble setters | 10.298 | 10.700 | 40.00 | 1.150 | - | 1.450 | - | ⁶ .500 | - | .250 | - |
| Mosaic and terrazzo workers | 10.720 | 10.720 | 40.00 | .300 | - | .800 | - | .700 | - | .300 | - |
| Painters | 10.370 | ⁸ 10.990 | 40.00 | 1.190 | - | 1.180 | - | .750 | - | .090 | - |
| Paperhangers | 10.870 | 11.490 | 40.00 | 1.190 | - | 1.180 | - | .750 | - | .090 | - |
| Plasterers | 10.485 | 11.485 | 40.00 | .830 | - | 1.850 | - | .650 | - | .200 | - |
| Plumbers | 10.145 | 12.410 | 40.00 | - | 10.00 | - | 16.00 | - | 13.00 | - | 2.00 |
| Roofers, composition | 9.740 | 10.590 | 40.00 | .820 | - | 1.080 | - | ⁶ 1.000 | - | .020 | - |
| Roofers, slate and tile | 9.740 | 10.590 | 40.00 | .820 | - | 1.080 | - | ⁶ 1.000 | - | .020 | - |
| Pipefitters | 10.145 | 12.410 | 40.00 | - | 10.00 | - | 16.00 | - | 13.00 | - | 2.00 |
| Reinforcing iron workers | 11.030 | 11.550 | 40.00 | 1.240 | - | 2.220 | - | 1.310 | - | - | - |
| Sheet-metal workers | 9.603 | 11.034 | 40.00 | 1.400 | - | 2.460 | - | - | ⁶ 10.00 | - | - |
| Stonemasons | 10.298 | 10.700 | 40.00 | 1.150 | - | 1.450 | - | ⁶ .500 | - | .250 | - |
| Structural-iron workers | 11.030 | 11.550 | 40.00 | 1.240 | - | 2.220 | - | 1.310 | - | - | - |
| Tile layers | 10.400 | 10.990 | 40.00 | .900 | - | 1.100 | - | ⁶ 1.000 | - | .190 | - |
| Helpers and laborers | | | | | | | | | | | |
| Bricklayers tenders | 8.255 | ⁸ 8.255 | 40.00 | .950 | - | 1.950 | - | .500 | - | .150 | - |
| Building laborers | 7.650 | ⁸ 7.650 | 40.00 | .950 | - | 1.950 | - | .500 | - | .150 | - |
| Elevator constructors' helpers | 8.400 | 9.065 | 40.00 | .545 | - | .350 | - | - | 6.00 | .020 | 2.31 |
| Marble setters' helpers | 6.980 | 6.950 | 40.00 | 1.250 | - | 1.240 | - | .500 | - | - | - |
| Plasterers' laborers (hod carriers) | 10.025 | ⁸ 10.025 | 40.00 | .950 | - | 1.950 | - | .500 | - | .150 | - |
| Terrazzo helpers | 8.880 | 9.480 | 40.00 | .350 | - | 1.200 | - | 1.000 | - | .300 | - |
| Tile layers' helpers | 6.780 | 8.960 | 40.00 | 1.250 | - | 1.240 | - | ⁶ .500 | - | .320 | - |
| Certified helpers | 9.240 | 9.240 | 40.00 | 1.250 | - | 1.240 | - | ⁶ .500 | - | .320 | - |

See footnotes at end of table.

Table 20. Wage rates, hours, and employer contributions for selected benefits: Selected cities—Continued

(Union hourly wage rates, July 1, 1976, and wage rates, straight-time weekly hours, and employer insurance, pension, vacation, and other contributions to funds in the building trades, July 1, 1977)

| City and job classification | July 1, 1976 | | July 1, 1977 | | | | | | | | |
|--|----------------------------|----------------------------|-----------------------------|---|---------|---------|---------|-------------------|---------|--------------------|-------------------|
| | Rate per hour ¹ | Rate per hour ¹ | Hours per week ² | Employer contributions for selected benefits ³ | | | | | | | |
| | | | | Insurance ⁴ | | Pension | | Vacation | | Other ⁵ | |
| | | | | Dollars | Percent | Dollars | Percent | Dollars | Percent | Dollars | Percent |
| Salt Lake City, Utah | | | | | | | | | | | |
| Building construction | | | | | | | | | | | |
| Journeyman | | | | | | | | | | | |
| Asbestos workers | \$9.179 | \$9.740 | 40.00 | 0.520 | - | 1.170 | - | - | - | ⁶ 0.820 | - |
| Boilermakers | + 10.650 | 11.450 | 40.00 | .750 | - | 1.000 | - | 0.500 | - | - | - |
| Bricklayers | 9.620 | 10.260 | 40.00 | .450 | - | .420 | - | ⁶ .350 | - | .170 | - |
| Carpenters | 9.000 | 9.750 | 40.00 | .550 | - | .600 | - | - | - | .030 | - |
| Millwrights | 9.500 | 10.350 | 40.00 | .550 | - | .600 | - | - | - | - | - |
| Piledrivers | 11.380 | 11.480 | 36.00 | ⁶ .550 | - | .600 | - | ⁶ .250 | - | - | - |
| Cement finishers | 8.760 | 9.500 | 40.00 | .550 | - | .600 | - | - | - | - | - |
| Composition floor layers and finishing machine operators | 8.885 | 9.630 | 40.00 | .550 | - | .600 | - | - | - | - | - |
| Drywall tapers (finishers) | 9.040 | 9.590 | 40.00 | .510 | - | .300 | - | .500 | - | - | - |
| Electricians (inside wirers) | 9.870 | 10.340 | 40.00 | .700 | - | .500 | 3.00 | - | +6.00 | - | ⁶ 1.55 |
| Elevator constructors | 9.155 | 10.030 | 40.00 | .545 | - | .350 | - | - | 6.00 | .020 | 2.31 |
| Engineers—Power equipment operators: | | | | | | | | | | | |
| Heavy equipment: | | | | | | | | | | | |
| Group 11: | | | | | | | | | | | |
| Koehring scoopers | 10.220 | 10.670 | 40.00 | 1.015 | - | 1.550 | - | .950 | - | + .100 | - |
| Group 10: | | | | | | | | | | | |
| Derrick | 9.780 | 10.230 | 40.00 | 1.015 | - | 1.550 | - | .950 | - | .100 | - |
| Group 9: | | | | | | | | | | | |
| Tower crane | 9.620 | 10.070 | 40.00 | 1.015 | - | 1.550 | - | .950 | - | .100 | - |
| Group 8: | | | | | | | | | | | |
| Tractor with front-end loaders, 2 to 5 cubic yards | 9.500 | 9.950 | 40.00 | 1.015 | - | 1.550 | - | .950 | - | .100 | - |
| Medium equipment: | | | | | | | | | | | |
| Group 4: | | | | | | | | | | | |
| Hoist, 1 drum | 8.370 | 8.820 | 40.00 | 1.015 | - | 1.550 | - | .950 | - | .100 | - |
| Group 7: | | | | | | | | | | | |
| Hoist, 2 drums | 9.090 | 9.540 | 40.00 | 1.015 | - | 1.550 | - | .950 | - | .100 | - |
| Group 6: | | | | | | | | | | | |
| Mixermobiles | 8.940 | 9.390 | 40.00 | 1.015 | - | 1.550 | - | .950 | - | .100 | - |
| Light equipment: | | | | | | | | | | | |
| Group 5: | | | | | | | | | | | |
| Air compressors, 2 or more | 8.480 | 8.930 | 40.00 | 1.015 | - | 1.550 | - | .950 | - | .100 | - |
| Group 3: | | | | | | | | | | | |
| Air compressors | 8.190 | 8.640 | 40.00 | 1.015 | - | 1.550 | - | .950 | - | .100 | - |
| Group 2: | | | | | | | | | | | |
| Material loaders | 7.840 | 8.290 | 40.00 | 1.015 | - | 1.550 | - | .950 | - | .100 | - |
| Glaziers | 8.340 | 8.960 | 40.00 | .510 | - | .300 | - | .680 | - | .370 | - |
| Lathers | 7.980 | 9.920 | 40.00 | .500 | - | .500 | - | - | - | - | - |
| Marble setters | + 8.670 | ⁸ 9.170 | 40.00 | .170 | - | .200 | - | ⁶ .350 | - | ²³ .160 | - |
| Mosaic and terrazzo workers | + 8.670 | ⁸ 9.170 | 40.00 | .170 | - | .200 | - | ⁶ .350 | - | ²³ .160 | - |
| Painters | 7.650 | 8.700 | 40.00 | .510 | - | .300 | - | ⁶ .500 | - | .030 | - |
| Spray | 7.950 | 9.000 | 40.00 | .510 | - | .300 | - | ⁶ .500 | - | .030 | - |
| Swing stage | 7.950 | 9.000 | 40.00 | .510 | - | .300 | - | ⁶ .500 | - | .030 | - |
| Paperhangers | 7.900 | 8.950 | 40.00 | .510 | - | .300 | - | ⁶ .500 | - | .030 | - |
| Pipefitters | 9.600 | ⁸ 9.850 | 40.00 | .510 | - | 1.000 | - | ⁶ .250 | - | .050 | - |
| Pipe welders | 9.150 | ⁸ 9.850 | 40.00 | .510 | - | 1.000 | - | ⁶ .250 | - | .130 | - |
| Refrigeration fitters | 8.800 | ⁸ 8.800 | 40.00 | .510 | - | 1.000 | - | ⁶ .250 | - | .110 | - |

See footnotes at end of table.

Table 20. Wage rates, hours, and employer contributions for selected benefits: Selected cities—Continued

(Union hourly wage rates, July 1, 1976, and wage rates, straight-time weekly hours, and employer insurance, pension, vacation, and other contributions to funds in the building trades, July 1, 1977)

| City and job classification | July 1, 1976 | July 1, 1977 | | | | | | | | | |
|---|-------------------------------|-------------------------------|-----------------------------------|---|---------|---------|---------|--------------------|---------|--------------------|---------|
| | Rate per hour ¹ | Rate per hour ¹ | Hours per week ² | Employer contributions for selected benefits ³ | | | | | | | |
| | | | | Insurance ⁴ | | Pension | | Vacation | | Other ⁵ | |
| | | | | Dollars | Percent | Dollars | Percent | Dollars | Percent | Dollars | Percent |
| Salt Lake City, Utah | | | | | | | | | | | |
| —Continued | | | | | | | | | | | |
| Building construction | | | | | | | | | | | |
| —Continued | | | | | | | | | | | |
| Journeyman | | | | | | | | | | | |
| —Continued | | | | | | | | | | | |
| Steamfitters | \$9.150 | ⁸ \$9.850 | 40.00 | .510 | - | 1.000 | - | ⁶ 0.250 | - | 0.130 | - |
| Plumbers | 9.150 | ⁸ 9.850 | 40.00 | .510 | - | 1.000 | - | ⁶ .250 | - | .130 | - |
| Plasterers | 8.860 | 9.900 | 40.00 | .550 | - | .600 | - | - | - | - | - |
| Reinforcing ironworkers | 9.800 | 10.650 | 40.00 | .650 | - | 1.150 | - | - | - | .060 | - |
| Roofers, composition | +8.590 | 9.390 | 40.00 | .570 | - | .350 | - | - | - | - | - |
| Roofers, slate and tile | 8.590 | 9.390 | 40.00 | .570 | - | .350 | - | - | - | - | - |
| Sheet-metal workers | 9.010 | 9.830 | 40.00 | .540 | - | .600 | - | ⁶ .530 | - | ⁶ .550 | - |
| Structural-iron workers | 9.800 | 10.650 | 40.00 | .650 | - | 1.150 | - | - | - | .060 | - |
| Ornamental finishers | 9.800 | 10.650 | 40.00 | .650 | - | 1.150 | - | - | - | .060 | - |
| Fence erectors | 9.800 | 10.650 | 40.00 | .650 | - | 1.150 | - | - | - | .060 | - |
| Sheeters | 9.800 | 10.650 | 40.00 | .650 | - | 1.150 | - | - | - | .060 | - |
| Tile setters | +8.670 | ⁸ 9.170 | 40.00 | .170 | - | .200 | - | ⁶ .350 | - | ²³ .160 | - |
| Helpers and laborers | | | | | | | | | | | |
| Bricklayers' tenders | 7.900 | 8.720 | 40.00 | .400 | - | .350 | - | - | - | - | - |
| Building laborers | 6.800 | 7.450 | 40.00 | .400 | - | .350 | - | - | - | .040 | - |
| Concrete laborers | 6.800 | 7.450 | 40.00 | .400 | - | .350 | - | - | - | .040 | - |
| Elevator constructors' helpers | 6.410 | 7.020 | 40.00 | .545 | - | .350 | - | - | 6.00 | .020 | 2.31 |
| Plasterers' laborers | 7.700 | 8.800 | 40.00 | .400 | - | .350 | - | - | - | - | - |
| Plumbers' laborers | 6.800 | 7.450 | 40.00 | .400 | - | .350 | - | - | - | .040 | - |
| Terrazzo workers' helper | 6.800 | 7.450 | 40.00 | .400 | - | .350 | - | - | - | .040 | - |
| Highway and street construction | | | | | | | | | | | |
| Journeyman | | | | | | | | | | | |
| Cement finishers | 8.760 | 9.500 | 40.00 | .550 | - | .600 | - | - | - | - | - |
| Helpers and laborers | | | | | | | | | | | |
| Construction laborers | 6.800 | 7.450 | 40.00 | .400 | - | .350 | - | - | - | .040 | - |
| Other heavy construction | | | | | | | | | | | |
| Journeyman | | | | | | | | | | | |
| Cement finishers | 8.760 | 9.500 | 40.00 | .550 | - | .600 | - | - | - | - | - |
| Helpers and laborers | | | | | | | | | | | |
| Construction laborers | 6.800 | 7.450 | 40.00 | .400 | - | .350 | - | - | - | .040 | - |

See footnotes at end of table.

Table 20. Wage rates, hours, and employer contributions for selected benefits: Selected cities—Continued

(Union hourly wage rates, July 1, 1976, and wage rates, straight-time weekly hours, and employer insurance, pension, vacation, and other contributions to funds in the building trades, July 1, 1977)

| City and job classification | July 1, 1976 | July 1, 1977 | | | | | | | | | |
|--|-------------------------------|-------------------------------|-----------------------------------|---|---------|---------|---------|--------------------|---------|--------------------|---------|
| | Rate per hour ¹ | Rate per hour ¹ | Hours per week ² | Employer contributions for selected benefits ³ | | | | | | | |
| | | | | Insurance ⁴ | | Pension | | Vacation | | Other ⁵ | |
| | | | | Dollars | Percent | Dollars | Percent | Dollars | Percent | Dollars | Percent |
| Scranton, Pa. | | | | | | | | | | | |
| Building construction | | | | | | | | | | | |
| Journeyman | | | | | | | | | | | |
| Asbestos workers | + \$7.150 | \$9.700 | 40.00 | 0.650 | - | 0.600 | - | ⁶ 1.000 | - | - | - |
| Bricklayers | 9.650 | 10.200 | 35.00 | .750 | - | .800 | - | .500 | - | 0.060 | - |
| Carpenters | 9.550 | 10.200 | 40.00 | .610 | - | .500 | - | - | - | .100 | - |
| Millwrights | 10.130 | 10.780 | 40.00 | .610 | - | .500 | - | - | - | .100 | - |
| Cement finishers | 10.500 | 11.050 | 40.00 | - | - | - | - | - | - | .050 | - |
| Electricians (inside wires) | 9.750 | 10.200 | 40.00 | .500 | - | .500 | 3.00 | .500 | - | .100 | - |
| Elevator construction mechanics | 10.000 | 10.595 | 40.00 | .545 | - | .350 | - | - | 6.00 | .020 | 2.31 |
| Engineers—Power equip- ment operators: | | | | | | | | | | | |
| Heavy equipment— Cranes, derricks, power shovels | 11.250 | 11.950 | 40.00 | - | 5.50 | - | 9.50 | - | - | .050 | - |
| Medium equipment— Turnapulls, carry- alls, bulldozers, tractors | 10.370 | 11.070 | 40.00 | - | 5.50 | - | 9.50 | - | - | .050 | - |
| Light equipment—Wel- ding machines, com- pressors, pumps | 9.600 | 10.300 | 40.00 | - | 5.50 | - | 9.50 | - | - | .050 | - |
| Glaziers (outside) | 9.150 | 9.650 | 40.00 | .400 | - | .700 | - | - | - | .295 | - |
| Lathers | 10.040 | 10.500 | 40.00 | - | - | .100 | - | - | - | .050 | - |
| Marble setters | 9.500 | 9.500 | 40.00 | - | - | 1.000 | - | - | - | - | - |
| Mosaic and terrazzo workers | 9.500 | 9.500 | 40.00 | - | - | 1.000 | - | - | - | - | - |
| Painters | 8.100 | 8.400 | 40.00 | - | - | 1.200 | - | - | - | - | - |
| Swing | 9.100 | 9.400 | 40.00 | - | - | 1.200 | - | - | - | - | - |
| Steel | 9.100 | 9.400 | 40.00 | - | - | 1.200 | - | - | - | - | - |
| Spray | 9.600 | 9.900 | 40.00 | - | - | 1.200 | - | - | - | - | - |
| Paperhangers | 8.600 | 8.900 | 40.00 | - | - | 1.200 | - | - | - | - | - |
| Pipefitters | + 8.750 | 10.040 | 40.00 | .650 | - | .950 | - | ⁶ 1.000 | - | .140 | - |
| Plasterers | 10.580 | 11.130 | 40.00 | - | - | - | - | - | - | .050 | - |
| Plumbers | + 9.540 | 10.240 | 40.00 | .650 | - | .750 | - | ⁶ 1.000 | - | .140 | - |
| Reinforcing iron workers | + 9.150 | 10.800 | 40.00 | .840 | - | 1.360 | - | ⁶ 1.000 | - | .050 | - |
| Roofers, composition | 9.810 | 10.630 | 40.00 | .720 | - | - | - | - | - | - | - |
| Roofers, shingle, slate and tile | 9.810 | 10.630 | 40.00 | .720 | - | - | - | - | - | - | - |
| Sheet-metal workers | 9.080 | 10.110 | 40.00 | .600 | - | .610 | - | ⁶ .500 | - | .140 | 3.00 |
| Stonemasons | 9.650 | 10.200 | 35.00 | .750 | - | .800 | - | ⁶ .500 | - | .060 | - |
| Structural-iron workers | + 9.250 | 10.900 | 40.00 | .840 | - | 1.360 | - | ⁶ 1.000 | - | .050 | - |
| Tile layers | 9.500 | 9.500 | 40.00 | - | - | 1.000 | - | - | - | - | - |
| Helpers and laborers | | | | | | | | | | | |
| Bricklayers' tenders | 8.600 | 9.200 | 40.00 | .480 | - | .500 | - | - | - | .050 | - |
| Building laborers | 8.200 | 8.800 | 40.00 | .480 | - | .500 | - | - | - | .050 | - |
| Composition roofers' helpers | 9.580 | 10.405 | 40.00 | .720 | - | - | - | - | - | - | - |
| Elevator constructors' helpers | 7.000 | 7.420 | 40.00 | .545 | - | .350 | - | - | 6.00 | .020 | 2.31 |
| Marble setters' helpers | 8.530 | 9.420 | 40.00 | - | - | - | - | - | - | - | - |
| Plasterers' and masons' tenders | 8.600 | 9.200 | 40.00 | .480 | - | .500 | - | - | - | .050 | - |

See footnotes at end of table.

Table 20. Wage rates, hours, and employer contributions for selected benefits: Selected cities—Continued

(Union hourly wage rates, July 1, 1976, and wage rates, straight-time weekly hours, and employer insurance, pension, vacation, and other contributions to funds in the building trades, July 1, 1977)

| City and job classification | July 1, 1976 | | July 1, 1977 | | | | | | | | |
|--|----------------------------|----------------------------|-----------------------------|---|---------|---------|---------|-------------------|-------------------|--------------------|---------|
| | Rate per hour ¹ | Rate per hour ¹ | Hours per week ² | Employer contributions for selected benefits ³ | | | | | | | |
| | | | | Insurance ⁴ | | Pension | | Vacation | | Other ⁵ | |
| | | | | Dollars | Percent | Dollars | Percent | Dollars | Percent | Dollars | Percent |
| Scranton, Pa. | | | | | | | | | | | |
| —Continued | | | | | | | | | | | |
| Building construction | | | | | | | | | | | |
| —Continued | | | | | | | | | | | |
| Helpers and laborers | | | | | | | | | | | |
| —Continued | | | | | | | | | | | |
| Plumbers' laborers | \$8.350 | \$8.950 | 40.00 | 0.480 | - | 0.500 | - | - | - | 0.050 | - |
| Terrazzo helpers | 8.630 | 9.520 | 40.00 | - | - | - | - | - | - | - | - |
| Tile layers' helpers | 8.530 | 9.420 | 40.00 | - | - | - | - | - | - | - | - |
| Highway and street construction | | | | | | | | | | | |
| Journeyman | | | | | | | | | | | |
| Carpenters | 8.720 | 9.270 | 40.00 | .350 | - | .500 | - | - | - | - | - |
| Seattle, Wash. | | | | | | | | | | | |
| Building construction | | | | | | | | | | | |
| Journeyman | | | | | | | | | | | |
| Asbestos workers | 10.910 | ⁶ 10.910 | 40.00 | .510 | - | .950 | - | 1.000 | - | .030 | - |
| Boilermakers | 10.650 | 11.600 | 40.00 | .750 | - | 1.000 | - | .500 | - | - | - |
| Bricklayers | 10.270 | 10.970 | 40.00 | .650 | - | .650 | - | ⁶ .250 | - | .200 | - |
| Cleaners, pointers and caulkers | 10.270 | 10.970 | 40.00 | .650 | - | .650 | - | ⁶ .250 | - | .200 | - |
| Carpenters | 9.550 | 9.600 | 40.00 | .500 | - | .700 | - | ⁶ .200 | - | .020 | - |
| Boommens | 9.550 | 9.800 | 40.00 | .500 | - | .700 | - | ⁶ .200 | - | .020 | - |
| Floor layers, shinglers | 9.680 | 9.730 | 40.00 | .500 | - | .700 | - | ⁶ .200 | - | .020 | - |
| Millwrights | 9.850 | 10.100 | 40.00 | .500 | - | .700 | - | ⁶ .200 | - | .020 | - |
| Piledrivers | 9.500 | 9.750 | 40.00 | .500 | - | .700 | - | ⁶ .200 | - | .020 | - |
| Cement finishers | 9.970 | ⁶ 9.970 | 40.00 | .550 | - | 1.000 | - | - | - | .020 | - |
| Composition | 10.220 | ⁶ 10.220 | 40.00 | .550 | - | 1.000 | - | - | - | .020 | - |
| Drywall tapers | 9.980 | 10.530 | 40.00 | .540 | - | .700 | - | - | - | .060 | - |
| Electricians (inside wires) | 11.327 | 12.408 | 40.00 | .700 | - | .650 | 3.00 | - | ⁶ 6.00 | - | 1.00 |
| Elevator constructors | 11.215 | 12.445 | 40.00 | .545 | - | .350 | - | - | 6.00 | .020 | 2.31 |
| Engineers—Power equip- ment operators: | | | | | | | | | | | |
| Heavy equipment: | | | | | | | | | | | |
| Shovels and cranes, crawler and truck type | 11.080 | 11.980 | 40.00 | .750 | - | 1.000 | - | - | - | .040 | - |
| Bulldozers | 10.900 | 11.800 | 40.00 | .750 | - | 1.000 | - | - | - | .040 | - |
| Carryall type scraper (single) | 10.680 | 11.580 | 40.00 | .750 | - | 1.000 | - | - | - | .040 | - |
| Medium equipment: | | | | | | | | | | | |
| Hoists | 10.800 | 11.700 | 40.00 | .750 | - | 1.000 | - | - | - | .040 | - |
| Mixers, concrete: | | | | | | | | | | | |
| 200 yards and under | 10.710 | 11.610 | 40.00 | .750 | - | 1.000 | - | - | - | .040 | - |
| Over 200 yards | 11.030 | 11.930 | 40.00 | .750 | - | 1.000 | - | - | - | .040 | - |
| Piledrivers | 11.080 | 11.980 | 40.00 | .750 | - | 1.000 | - | - | - | .040 | - |

See footnotes at end of table.

Table 20. Wage rates, hours, and employer contributions for selected benefits: Selected cities—Continued

(Union hourly wage rates, July 1, 1976, and wage rates, straight-time weekly hours, and employer insurance, pension, vacation, and other contributions to funds in the building trades, July 1, 1977)

| City and job classification | July 1, 1976 | July 1, 1977 | | | | | | | | | |
|---|----------------------------|----------------------------|-----------------------------|---|---------|---------|---------|--------------------|---------|--------------------|---------|
| | Rate per hour ¹ | Rate per hour ¹ | Hours per week ² | Employer contributions for selected benefits ³ | | | | | | | |
| | | | | Insurance ⁴ | | Pension | | Vacation | | Other ⁵ | |
| | | | | Dollars | Percent | Dollars | Percent | Dollars | Percent | Dollars | Percent |
| Seattle, Wash. | | | | | | | | | | | |
| —Continued | | | | | | | | | | | |
| Building construction | | | | | | | | | | | |
| —Continued | | | | | | | | | | | |
| Journeyman | | | | | | | | | | | |
| —Continued | | | | | | | | | | | |
| Light equipment: | | | | | | | | | | | |
| Forklifts or lumber stackers (on construction job site) | \$10.680 | \$11.580 | 40.00 | 0.750 | - | 1.000 | - | - | - | 0.040 | - |
| Compressors, excavating | 10.380 | 11.280 | 40.00 | .750 | - | 1.000 | - | - | - | .040 | - |
| Carryall type scrapers (double) | 10.830 | 11.730 | 40.00 | .750 | - | 1.000 | - | - | - | .040 | - |
| Heavy duty machinery | 10.760 | 11.660 | 40.00 | .750 | - | 1.000 | - | - | - | .040 | - |
| Glaziers | 9.590 | 10.400 | 40.00 | .340 | - | .750 | - | 0.680 | - | .380 | - |
| Iron workers—Structural and reinforcing | 10.500 | 10.750 | 40.00 | .730 | - | 1.000 | - | ⁶ .250 | - | - | - |
| Lathers | 9.340 | 9.900 | 40.00 | .550 | - | 1.000 | - | 1.000 | - | .120 | - |
| Marble setters | 10.270 | 10.970 | 40.00 | .650 | - | .650 | - | ⁶ .250 | - | .200 | - |
| Mosaic and terrazzo workers | 9.970 | 10.960 | 40.00 | .650 | .650 | .750 | .650 | ⁶ .500 | .650 | .160 | .650 |
| Painters | 9.980 | 10.530 | 40.00 | .540 | - | .700 | - | - | - | .060 | - |
| Structural steel | 9.980 | 10.980 | 40.00 | .540 | - | .700 | - | - | - | .060 | - |
| Spray | 10.230 | 10.770 | 40.00 | .540 | - | .700 | - | - | - | .060 | - |
| Paperhangers | 9.980 | 10.530 | 40.00 | .540 | - | .700 | - | - | - | .060 | - |
| Pipefitters | 12.110 | 12.800 | 40.00 | .890 | - | 1.410 | - | 1.100 | - | .070 | - |
| Plasterers | 8.900 | 9.900 | 40.00 | .550 | - | 1.000 | - | ⁶ 1.000 | - | .120 | - |
| Plumbers | 12.110 | 12.800 | 40.00 | .890 | - | 1.410 | - | 1.100 | - | .070 | - |
| Refrigeration fitters | 11.260 | 12.000 | 40.00 | .720 | - | 1.350 | - | 1.000 | - | .070 | - |
| Roofers, composition: | | | | | | | | | | | |
| Steep | 9.700 | 10.750 | 40.00 | 1.000 | - | .400 | - | - | - | - | - |
| Flat | 9.450 | 10.500 | 40.00 | 1.000 | - | .400 | - | - | - | - | - |
| Roofers, slate and tile | 9.700 | 10.750 | 40.00 | 1.000 | - | .400 | - | - | - | - | - |
| Sheet-metal workers | 11.150 | 12.150 | 40.00 | .560 | 3.81 | .990 | 6.73 | ⁶ 1.000 | - | .140 | 3.00 |
| Stonemasons | 10.270 | 10.970 | 40.00 | .650 | - | .650 | - | ⁶ .250 | - | .200 | - |
| Tile layers | 9.970 | 10.960 | 40.00 | .650 | - | .750 | - | ²³ .750 | - | .160 | - |
| Helpers and laborers | | | | | | | | | | | |
| Bricklayers' tenders | 8.660 | 8.940 | 40.00 | .900 | - | 1.100 | - | - | - | .100 | - |
| Building laborers | 8.360 | 8.640 | 40.00 | .900 | - | 1.100 | - | - | - | .100 | - |
| Elevator constructors' helpers | 7.850 | 8.710 | 40.00 | .545 | - | .350 | - | - | 6.00 | .020 | 2.31 |
| Marble setters' helpers | 8.470 | 9.020 | 40.00 | .650 | - | .300 | - | ⁶ .500 | - | .160 | - |
| Plasterers' laborers | 8.660 | 8.940 | 40.00 | .900 | - | 1.100 | - | - | - | .100 | - |
| Terrazzo helpers | 8.470 | 9.020 | 40.00 | .650 | - | .300 | - | ⁶ .500 | - | .160 | - |
| Tile layers' helpers | 8.470 | 9.020 | 40.00 | .650 | - | .300 | - | ⁶ .500 | - | .160 | - |
| Highway and street construction | | | | | | | | | | | |
| Helpers and laborers | | | | | | | | | | | |
| General laborers | 8.360 | 8.940 | 40.00 | .900 | - | 1.100 | - | - | - | .080 | - |

See footnotes at end of table.

Table 20. Wage rates, hours, and employer contributions for selected benefits: Selected cities—Continued

(Union hourly wage rates, July 1, 1976, and wage rates, straight-time weekly hours, and employer insurance, pension, vacation, and other contributions to funds in the building trades, July 1, 1977)

| City and job classification | July 1, 1976 | July 1, 1977 | | | | | | | | | |
|--|----------------------------|----------------------------|-----------------------------|---|---------|---------|---------|--------------------|-------------------|--------------------|---------|
| | Rate per hour ¹ | Rate per hour ¹ | Hours per week ² | Employer contributions for selected benefits ³ | | | | | | | |
| | | | | Insurance ⁴ | | Pension | | Vacation | | Other ⁵ | |
| | | | | Dollars | Percent | Dollars | Percent | Dollars | Percent | Dollars | Percent |
| Spokane, Wash. | | | | | | | | | | | |
| Building construction | | | | | | | | | | | |
| Journeyman | | | | | | | | | | | |
| Asbestos workers | \$9.500 | \$10.650 | 40.00 | 0.510 | - | 1.020 | - | ⁶ 1.250 | - | - | - |
| Boilermakers | 10.650 | 11.575 | 40.00 | .775 | - | 1.000 | - | .500 | - | - | - |
| Bricklayers | 10.110 | 10.760 | 40.00 | .650 | - | .700 | - | - | - | 0.300 | - |
| Cleaners, pointers and caulkers | 10.110 | 10.760 | 40.00 | .650 | - | .700 | - | - | - | .300 | - |
| Carpenters | 9.490 | 10.590 | 40.00 | .600 | - | .550 | - | ⁶ .250 | - | .020 | - |
| Millwrights | 9.990 | 11.090 | 40.00 | .600 | - | .550 | - | ⁶ .250 | - | .020 | - |
| Piledrivers | 9.640 | 10.740 | 40.00 | .600 | - | .550 | - | ⁶ .250 | - | .020 | - |
| Cement finishers | 9.140 | 9.780 | 40.00 | .700 | - | .850 | - | ⁶ .250 | - | ⁶ .250 | - |
| Electricians (inside wires) | 10.672 | 11.362 | 40.00 | .570 | - | .400 | - | - | ⁶ 8.00 | - | - |
| Elevator constructors | 10.510 | ⁸ 10.510 | 40.00 | .545 | - | .350 | - | - | 6.00 | .020 | 2.31 |
| Engineers—Power equip- ment operators: | | | | | | | | | | | |
| Heavy equipment: | | | | | | | | | | | |
| Cranes (under 65 t) | 9.850 | 10.450 | 40.00 | .900 | - | 1.150 | - | - | - | .020 | - |
| Derricks (under 65 t) | 9.850 | 10.450 | 40.00 | .900 | - | 1.150 | - | - | - | .020 | - |
| Hoists (2 or more drums) | 9.550 | 10.150 | 40.00 | .900 | - | 1.150 | - | - | - | .020 | - |
| Medium equipment: | | | | | | | | | | | |
| Mixer mobiles, pump- cretes, link belts or similar | 9.550 | 10.150 | 40.00 | .900 | - | 1.150 | - | - | - | .020 | - |
| Light equipment: | | | | | | | | | | | |
| Compressors (1 only) | 8.700 | 9.300 | 40.00 | .900 | - | 1.150 | - | - | - | .020 | - |
| Pumps | 8.700 | 9.300 | 40.00 | .900 | - | 1.150 | - | - | - | .020 | - |
| Glaziers | 8.790 | 9.730 | 40.00 | .350 | - | .100 | - | .400 | - | - | - |
| Lathers | 10.350 | ¹⁶ 9.950 | 40.00 | .700 | - | .850 | - | - | - | .100 | - |
| Marble masons | 10.110 | 10.760 | 40.00 | .650 | - | .700 | - | - | - | .300 | - |
| Mosaic and terrazzo workers | 9.950 | 10.500 | 40.00 | .650 | - | .700 | - | - | - | ³⁶ .300 | - |
| Painters | 9.420 | 10.520 | 40.00 | .400 | - | .800 | - | - | - | .080 | - |
| Spray | 9.670 | 10.770 | 40.00 | .400 | - | .800 | - | - | - | .080 | - |
| Structural steel | 9.670 | 10.770 | 40.00 | .400 | - | .800 | - | - | - | .080 | - |
| Drywall tapers | 9.670 | 10.770 | 40.00 | .400 | - | .800 | - | - | - | .080 | - |
| Paperhangers | 9.420 | 10.520 | 40.00 | .400 | - | .800 | - | - | - | .080 | - |
| Pipefitters | 11.600 | 12.660 | 40.00 | .900 | - | 1.260 | - | 1.250 | - | - | - |
| Refrigeration fitters | 11.600 | 12.660 | 40.00 | .900 | - | 1.260 | - | 1.250 | - | - | - |
| Plasterers | 10.530 | 10.130 | 40.00 | .700 | - | .850 | - | - | - | .100 | - |
| Plumbers | 11.600 | 12.660 | 40.00 | .900 | - | 1.260 | - | 1.250 | - | - | - |
| Reinforcing iron workers | 10.750 | 10.750 | 40.00 | .730 | - | 1.000 | - | ⁶ .250 | - | - | - |
| Roofers, composition | 8.440 | ⁸ 8.440 | 40.00 | .600 | - | .750 | - | ⁶ .500 | - | - | - |
| Roofers, slate and tile | 8.440 | ⁸ 8.440 | 40.00 | .600 | - | .750 | - | ⁶ .500 | - | - | - |
| Sheet-metal workers | 10.600 | 11.200 | 40.00 | .610 | - | 1.140 | - | ⁶ .750 | - | .630 | 3.00 |
| Stonemasons | 10.110 | 10.760 | 40.00 | .650 | - | .700 | - | - | - | .300 | - |
| Structural and ornamental iron workers | 10.750 | ⁸ 10.750 | 40.00 | .730 | - | 1.000 | - | ⁶ .250 | - | - | - |
| Finishers | 10.750 | ⁸ 10.750 | 40.00 | .730 | - | 1.000 | - | ⁶ .250 | - | - | - |
| Tile layers | 9.950 | 10.500 | 40.00 | .650 | - | .700 | - | - | - | ³⁶ .300 | - |
| Helpers and laborers | | | | | | | | | | | |
| Bricklayers' tenders | +8.200 | 8.300 | 40.00 | .820 | - | .700 | - | - | - | ³⁷ .580 | - |
| Building laborers | +7.750 | 7.800 | 40.00 | .820 | - | .700 | - | - | - | ³⁷ .580 | - |

See footnotes at end of table.

Table 20. Wage rates, hours, and employer contributions for selected benefits: Selected cities—Continued

(Union hourly wage rates, July 1, 1976, and wage rates, straight-time weekly hours, and employer insurance, pension, vacation, and other contributions to funds in the building trades, July 1, 1977)

| City and job classification | July 1, 1976 | July 1, 1977 | | | | | | | | | |
|---|----------------------------|----------------------------|-----------------------------|---|---------|---------|---------|--------------------|---------|---------------------|---------|
| | Rate per hour ¹ | Rate per hour ¹ | Hours per week ² | Employer contributions for selected benefits ³ | | | | | | | |
| | | | | Insurance ⁴ | | Pension | | Vacation | | Other ⁵ | |
| | | | | Dollars | Percent | Dollars | Percent | Dollars | Percent | Dollars | Percent |
| Spokane, Wash.—Continued | | | | | | | | | | | |
| Building construction—Continued | | | | | | | | | | | |
| Helpers and laborers—Continued | | | | | | | | | | | |
| Concrete and grade crew | \$7.750 | \$7.800 | 40.00 | 0.820 | - | 0.700 | - | - | - | ³⁷ 0.580 | - |
| Elevator constructors' helpers | 7.360 | ⁸ 7.360 | 40.00 | .545 | - | .350 | - | - | 6.00 | .020 | 2.31 |
| Tile layers' helpers | - | 7.850 | 40.00 | .650 | - | .700 | - | - | - | .300 | - |
| Stamford, Conn. | | | | | | | | | | | |
| Building construction | | | | | | | | | | | |
| Journeyman | | | | | | | | | | | |
| Asbestos workers | 9.740 | 10.840 | 35.00 | .650 | - | .960 | - | ⁶ 0.600 | - | - | - |
| Bricklayers | 9.500 | 10.210 | 35.00 | .830 | - | .250 | - | ⁶ .100 | - | - | - |
| Carpenters | 9.250 | 9.500 | 40.00 | .800 | - | .550 | - | ⁶ .350 | - | .100 | - |
| Cement finishers | 9.500 | 10.210 | 35.00 | .830 | - | .250 | - | ⁶ .100 | - | - | - |
| Drywall tapers (finishers) | 8.500 | 8.850 | 35.00 | .500 | - | .500 | - | ⁶ .150 | - | - | - |
| Engineers—Power equipment operators: | | | | | | | | | | | |
| Derricks, piledrivers, stiff leg and guy derricks, hoists (2 drums or over) | 10.900 | ⁸ 10.900 | 40.00 | .450 | - | .700 | - | - | - | .570 | - |
| Tower cranes, draglines, gradealls, front end loaders (over 7 cu. yd.) | 10.800 | ⁸ 10.800 | 40.00 | .450 | - | .700 | - | - | - | .570 | - |
| Maintenance engineers | 10.700 | ⁸ 10.700 | 40.00 | .450 | - | .700 | - | - | - | .570 | - |
| Welders, front end loaders (3-7 cu. yd.), mucking machines, pumpcretes, well diggers, conveyors | 10.450 | ⁸ 10.450 | 40.00 | .450 | - | .700 | - | - | - | .570 | - |
| Compressor battery operators | 9.700 | ⁸ 9.700 | 40.00 | .450 | - | .700 | - | - | - | .570 | - |
| Asphalt spreaders | 10.250 | ⁸ 10.250 | 40.00 | .450 | - | .700 | - | - | - | .570 | - |
| Bulldozers, graders, scraper pans, carryalls | 10.200 | ⁸ 10.200 | 40.00 | .450 | - | .700 | - | - | - | .570 | - |
| Concrete mixers, front end loaders (under 3 cu. yd.), powerstone spreaders | 10.150 | ⁸ 10.150 | 40.00 | .450 | - | .700 | - | - | - | .570 | - |
| Air and steam valve operators | 9.450 | ⁸ 9.450 | 40.00 | .450 | - | .700 | - | - | - | .570 | - |
| Compressors, generators, welding machines | 9.350 | ⁸ 9.350 | 40.00 | .450 | - | .700 | - | - | - | .570 | - |
| Steam jennies, fork-lifts under 4 feet | 10.050 | ⁸ 10.050 | 40.00 | .450 | - | .700 | - | - | - | .570 | - |
| Rollers | 9.950 | ⁸ 9.950 | 40.00 | .450 | - | .700 | - | - | - | .570 | - |
| Mechanical heaters | 9.200 | ⁸ 9.200 | 40.00 | .450 | - | .700 | - | - | - | .570 | - |

See footnotes at end of table.

Table 20. Wage rates, hours, and employer contributions for selected benefits: Selected cities—Continued

(Union hourly wage rates, July 1, 1976, and wage rates, straight-time weekly hours, and employer insurance, pension, vacation, and other contributions to funds in the building trades, July 1, 1977)

| City and job classification | July 1, 1976 | July 1, 1977 | | | | | | | | | |
|--|-------------------------------|-------------------------------|-----------------------------------|---|---------|---------|---------|--------------------|---------|--------------------|---------|
| | Rate per hour ¹ | Rate per hour ¹ | Hours per week ² | Employer contributions for selected benefits ³ | | | | | | | |
| | | | | Insurance ⁴ | | Pension | | Vacation | | Other ⁵ | |
| | | | | Dollars | Percent | Dollars | Percent | Dollars | Percent | Dollars | Percent |
| Stamford, Conn. | | | | | | | | | | | |
| —Continued | | | | | | | | | | | |
| Building construction | | | | | | | | | | | |
| —Continued | | | | | | | | | | | |
| Journeyman | | | | | | | | | | | |
| —Continued | | | | | | | | | | | |
| Dinky machines, power pavement breakers | \$9.800 | ⁸ \$9.800 | 40.00 | 0.450 | - | 0.700 | - | - | - | .570 | - |
| Firemen—High pressure | 9.000 | ⁸ 9.000 | 40.00 | .450 | - | .700 | - | - | - | .570 | - |
| Oilers | 8.550 | ⁸ 8.550 | 40.00 | .450 | - | .700 | - | - | - | .570 | - |
| Glaziers | 9.530 | 9.530 | 35.00 | .950 | - | .470 | - | - | - | 0.330 | - |
| Lathers | 9.010 | 9.010 | ¹⁰ 35.00 | .350 | - | .200 | - | ⁶ 0.750 | - | .030 | - |
| Painters | 8.000 | 8.350 | 35.00 | .500 | - | .500 | - | ⁶ .150 | - | - | - |
| Paperhangers | 8.500 | 8.850 | 35.00 | .500 | - | .500 | - | ⁶ .150 | - | - | - |
| Pipefitters | 10.300 | 10.550 | 37.50 | .750 | - | .700 | - | - | 4.00 | .020 | - |
| Plasterers | 9.500 | 10.210 | 35.00 | .830 | - | .250 | - | ⁶ .100 | - | - | - |
| Plumbers | 10.300 | 10.550 | 37.50 | .750 | - | .700 | - | - | 4.00 | .020 | - |
| Reinforcing iron workers | 10.700 | 10.700 | 40.00 | .750 | - | .950 | - | ⁶ .400 | - | .021 | - |
| Roofers, composition | 9.400 | 9.900 | 35.00 | 1.050 | - | .500 | - | ⁶ .250 | - | .284 | - |
| Roofers, slate and tile | 9.650 | 10.150 | 35.00 | 1.050 | - | .500 | - | ⁶ .250 | - | .284 | - |
| Sheet-metal workers | 10.740 | 10.790 | 37.50 | 1.070 | - | .790 | - | ⁶ .400 | - | .100 | 3.00 |
| Stonemasons | 9.500 | 10.210 | 35.00 | .830 | - | .250 | - | ⁶ .100 | - | - | - |
| Structural-iron workers | 10.700 | 10.700 | 40.00 | .750 | - | .950 | - | ⁶ .400 | - | .021 | - |
| Helpers and laborers | | | | | | | | | | | |
| Bricklayers' tenders | 7.750 | 8.000 | 40.00 | .500 | - | .550 | - | - | - | .150 | - |
| Building laborers | 7.500 | 7.750 | 40.00 | .500 | - | .550 | - | - | - | .150 | - |
| Plasterers' laborers | 7.750 | 8.000 | 40.00 | .500 | - | .550 | - | - | - | .150 | - |
| Highway and street construction | | | | | | | | | | | |
| Journeyman | | | | | | | | | | | |
| Carpenters | +9.300 | 9.550 | 40.00 | .700 | - | .450 | - | .250 | - | .110 | - |
| Cement finishers | 8.650 | 8.980 | 40.00 | .830 | - | .250 | - | .100 | - | - | - |
| Engineers—Power equip- ment operators: | | | | | | | | | | | |
| Erecting and handling structural steel, front end loaders (7 cu. yd. or over) | 10.930 | 10.930 | 40.00 | .450 | - | .700 | - | - | - | .563 | - |
| Piledrivers, drag- lines, gradealls, power shovels and cranes | 10.790 | 10.790 | 40.00 | .450 | - | .700 | - | - | - | .563 | - |
| Side booms, euclid loaders, pumpcretes | 10.470 | 10.470 | 40.00 | .450 | - | .700 | - | - | - | .563 | - |
| Compressor batteries | 9.690 | 9.690 | 40.00 | .450 | - | .700 | - | - | - | .563 | - |
| Asphalt spreaders | 10.280 | 10.280 | 40.00 | .450 | - | .700 | - | - | - | .563 | - |
| Front end loaders 3 yds. or over, graders | 10.140 | 10.140 | 40.00 | .450 | - | .700 | - | - | - | .563 | - |
| Well points system | 9.350 | 9.350 | 40.00 | .450 | - | .700 | - | - | - | .563 | - |
| Asphalt rollers, bull- dozers, carryalls | 9.960 | 9.960 | 40.00 | .450 | - | .700 | - | - | - | .563 | - |

See footnotes at end of table.

Table 20. Wage rates, hours, and employer contributions for selected benefits: Selected cities—Continued

(Union hourly wage rates, July 1, 1976, and wage rates, straight-time weekly hours, and employer insurance, pension, vacation, and other contributions to funds in the building trades, July 1, 1977)

| City and job classification | July 1, 1976 | July 1, 1977 | | | | | | | | | | |
|--|----------------------------|----------------------------|-----------------------------|---|---------|---------|---------|--------------------|---------|--------------------|-------------------|------|
| | Rate per hour ¹ | Rate per hour ¹ | Hours per week ² | Employer contributions for selected benefits ³ | | | | | | | | |
| | | | | Insurance ⁴ | | Pension | | Vacation | | Other ⁵ | | |
| | | | | Dollars | Percent | Dollars | Percent | Dollars | Percent | Dollars | Percent | |
| Stamford, Conn.—Continued | | | | | | | | | | | | |
| Highway and street construction—Continued | | | | | | | | | | | | |
| Journeyman—Continued | | | | | | | | | | | | |
| Front end loaders under 3 yds., rollers, power chippers, forklifts | \$9.760 | \$9.760 | 40.00 | 0.450 | - | 0.700 | - | - | - | - | 0.563 | - |
| Firemen, high pressure | 9.020 | 9.020 | 40.00 | .450 | - | .700 | - | - | - | - | .563 | - |
| Pumps, compressors | 8.920 | 8.920 | 40.00 | .450 | - | .700 | - | - | - | - | .563 | - |
| Batch and bulk cement plants | 9.300 | 9.300 | 40.00 | .450 | - | .700 | - | - | - | - | .563 | - |
| Oilers | 8.580 | 8.580 | 40.00 | .450 | - | .700 | - | - | - | - | .563 | - |
| Toledo, Ohio | | | | | | | | | | | | |
| Building construction | | | | | | | | | | | | |
| Journeyman | | | | | | | | | | | | |
| Asbestos workers | 10.180 | 11.430 | 40.00 | .500 | - | 1.200 | - | ⁶ 1.000 | - | - | .060 | - |
| Boilermakers | 11.900 | 12.450 | 40.00 | .700 | - | .800 | - | - | - | - | .250 | - |
| Bricklayers | 11.735 | 12.155 | 40.00 | .930 | - | .900 | - | - | - | - | .130 | - |
| Pointers, cleaners and caulkers | 11.735 | 12.155 | 40.00 | .930 | - | .900 | - | - | - | - | .130 | - |
| Carpenters | 11.550 | 11.800 | 40.00 | .930 | - | .750 | - | ⁶ .500 | - | - | .070 | - |
| Millwrights | 11.550 | 11.800 | 40.00 | .930 | - | .750 | - | ⁶ .500 | - | - | .070 | - |
| Piledrivers | 11.550 | 11.800 | 40.00 | .930 | - | .750 | - | ⁶ .500 | - | - | .070 | - |
| Cement finishers | 11.570 | 12.270 | 40.00 | .600 | - | - | - | ⁶ 1.000 | - | - | ⁶ .110 | - |
| Electricians (inside wires) | 12.150 | 12.800 | 40.00 | .650 | - | .550 | 3.00 | - | - | - | - | 1.00 |
| Elevator constructors | 11.270 | 12.150 | 40.00 | .545 | - | .350 | - | - | 6.00 | - | .020 | 2.31 |
| Engineers—Power equipment operators: | | | | | | | | | | | | |
| Group A: | | | | | | | | | | | | |
| Heavy equipment, cranes, etc | 11.390 | 12.140 | 40.00 | .560 | - | 1.000 | - | - | - | - | .100 | - |
| Group B: | | | | | | | | | | | | |
| Medium equipment, bulldozers, etc | 11.230 | 11.980 | 40.00 | .560 | - | 1.000 | - | - | - | - | .100 | - |
| Group C: | | | | | | | | | | | | |
| Light equipment | 10.880 | 11.630 | 40.00 | .560 | - | 1.000 | - | - | - | - | .100 | - |
| Group D: | | | | | | | | | | | | |
| Welder operators, compressors, mixers | 10.070 | 10.820 | 40.00 | .560 | - | 1.000 | - | - | - | - | .100 | - |
| Group E: | | | | | | | | | | | | |
| Backfillers, concrete spreading | 9.740 | 10.490 | 40.00 | .560 | - | 1.000 | - | - | - | - | .100 | - |
| Group F: | | | | | | | | | | | | |
| Oiler, pumps | 8.280 | 8.780 | 40.00 | .560 | - | 1.000 | - | - | - | - | .100 | - |
| Glaziers | 10.125 | 10.375 | 40.00 | .550 | - | 1.000 | - | ⁶ .800 | - | - | .050 | - |
| Swing stage | 10.375 | 10.625 | 40.00 | .550 | - | 1.000 | - | ⁶ .800 | - | - | .050 | - |
| Lathers | 11.900 | ⁸ 11.900 | 40.00 | .650 | - | .100 | - | - | - | - | .030 | - |
| Marble setters | 11.735 | 12.155 | 40.00 | .930 | - | .900 | - | - | - | - | .130 | - |
| Mosaic and terrazzo workers | 11.120 | 11.790 | 40.00 | - | - | - | - | - | - | - | - | - |

See footnotes at end of table.

Table 20. Wage rates, hours, and employer contributions for selected benefits: Selected cities—Continued

(Union hourly wage rates, July 1, 1976, and wage rates, straight-time weekly hours, and employer insurance, pension, vacation, and other contributions to funds in the building trades, July 1, 1977)

| City and job classification | July 1, 1976 | July 1, 1977 | | | | | | | | | |
|---|----------------------------|----------------------------|-----------------------------|---|---------|---------|---------|--------------------|---------|--------------------|---------|
| | Rate per hour ¹ | Rate per hour ¹ | Hours per week ² | Employer contributions for selected benefits ³ | | | | | | | |
| | | | | Insurance ⁴ | | Pension | | Vacation | | Other ⁵ | |
| | | | | Dollars | Percent | Dollars | Percent | Dollars | Percent | Dollars | Percent |
| Toledo, Ohio—Continued | | | | | | | | | | | |
| Building construction—Continued | | | | | | | | | | | |
| Journeyman—Continued | | | | | | | | | | | |
| Painters, brush, general | \$9.640 | \$9.960 | 40.00 | .930 | - | .900 | - | ⁶ .850 | - | - | - |
| Spray | 10.190 | 10.510 | 40.00 | .930 | - | .900 | - | ⁶ .850 | - | - | - |
| Swing: | | | | | | | | | | | |
| Brush | 9.940 | 10.260 | 40.00 | .930 | - | .900 | - | ⁶ .850 | - | - | - |
| Spray | 10.490 | 10.810 | 40.00 | .930 | - | .900 | - | ⁶ .850 | - | - | - |
| Paperhangers | 9.640 | 9.960 | 40.00 | .930 | - | .900 | - | ⁶ .850 | - | - | - |
| Pipefitters | 10.730 | 11.280 | 40.00 | 1.050 | - | .850 | - | ⁶ 1.300 | - | 0.120 | - |
| Refrigeration fitters | 10.730 | 11.280 | 40.00 | 1.050 | - | .850 | - | ⁶ 1.300 | - | .120 | - |
| Plasterers | 11.450 | 12.050 | 40.00 | .650 | - | - | - | ⁶ .750 | - | .050 | - |
| Plumbers | 10.730 | 11.280 | 40.00 | 1.050 | - | .850 | - | ⁶ 1.300 | - | .120 | - |
| Reinforcing iron workers | 11.000 | 11.240 | 40.00 | .930 | - | 1.110 | - | ⁶ .980 | - | ⁶ .130 | - |
| Roofers, composition | 11.090 | 11.610 | 40.00 | .930 | - | .850 | - | ⁶ .500 | - | - | - |
| Residential | 11.090 | 11.610 | 40.00 | .930 | - | .850 | - | ⁶ .500 | - | - | - |
| Roofers, slate and tile | 11.090 | 11.610 | 40.00 | .930 | - | .850 | - | ⁶ .500 | - | - | - |
| Sheet-metal workers | 10.825 | 11.195 | 40.00 | .930 | - | 1.150 | - | ⁶ 1.000 | - | .050 | - |
| Stonemasons | 11.735 | 12.155 | 40.00 | .930 | - | .900 | - | - | - | .130 | - |
| Structural-iron workers | 11.000 | 11.240 | 40.00 | .930 | - | 1.110 | - | ⁶ .980 | - | ⁶ .130 | - |
| Finishers | 11.000 | 11.240 | 40.00 | .930 | - | 1.110 | - | ⁶ .980 | - | ⁶ .130 | - |
| Tile layers | 11.120 | 11.790 | 40.00 | - | - | - | - | - | - | - | - |
| Helpers and laborers | | | | | | | | | | | |
| Bricklayers' tenders | 10.240 | 10.590 | 40.00 | .650 | - | .400 | - | ⁶ .500 | - | .150 | - |
| Mortar mixers | 10.310 | 10.660 | 40.00 | .650 | - | .400 | - | ⁶ .500 | - | .150 | - |
| Building laborers | 10.110 | 10.460 | 40.00 | .650 | - | .400 | - | ⁶ .500 | - | .150 | - |
| Elevator constructors' helpers | 7.890 | 8.505 | 40.00 | .545 | - | .350 | - | - | 6.00 | .020 | 2.31 |
| Marble setters' helpers | 10.100 | 10.100 | 40.00 | .930 | - | - | - | ⁶ .500 | - | - | - |
| Plasterers' tenders | 10.130 | 10.480 | 40.00 | .650 | - | .400 | - | ⁶ .500 | - | .150 | - |
| Mixers | 10.130 | 10.480 | 40.00 | .650 | - | .400 | - | ⁶ .500 | - | .150 | - |
| Terrazzo workers' helpers | 10.100 | 10.100 | 40.00 | .930 | - | - | - | ⁶ .500 | - | - | - |
| Base grinders | 10.400 | 10.400 | 40.00 | .930 | - | - | - | ⁶ .500 | - | - | - |
| Tile layers' helpers | 10.100 | 10.100 | 40.00 | .930 | - | - | - | ⁶ .500 | - | - | - |
| Highway and street construction | | | | | | | | | | | |
| Journeyman | | | | | | | | | | | |
| Carpenters | 11.550 | 11.800 | 40.00 | .930 | - | .750 | - | ⁶ .500 | - | .070 | - |
| Piledrivers | 11.550 | 11.800 | 40.00 | .930 | - | .750 | - | ⁶ .500 | - | .070 | - |
| Cement finishers | 10.460 | 10.530 | 40.00 | .500 | - | - | - | - | - | .040 | - |
| Engineers—Power equipment operators: | | | | | | | | | | | |
| Heavy equipment—Cranes (all types), power shovels, derricks | 10.290 | 11.040 | 40.00 | .560 | - | 1.000 | - | - | - | .040 | - |

See footnotes at end of table.

Table 20. Wage rates, hours, and employer contributions for selected benefits: Selected cities—Continued

(Union hourly wage rates, July 1, 1976, and wage rates, straight-time weekly hours, and employer insurance, pension, vacation, and other contributions to funds in the building trades, July 1, 1977)

| City and job classification | July 1, 1976 | July 1, 1977 | | | | | | | | | |
|---|----------------------------|----------------------------|-----------------------------|---|---------|---------|---------|--------------------|---------|--------------------|---------|
| | Rate per hour ¹ | Rate per hour ¹ | Hours per week ² | Employer contributions for selected benefits ³ | | | | | | | |
| | | | | Insurance ⁴ | | Pension | | Vacation | | Other ⁵ | |
| | | | | Dollars | Percent | Dollars | Percent | Dollars | Percent | Dollars | Percent |
| Toledo, Ohio —Continued | | | | | | | | | | | |
| Highway and street construction —Continued | | | | | | | | | | | |
| Journeyman —Continued | | | | | | | | | | | |
| Medium equipment—Power graders, power scoops, bulldozers | \$10.170 | \$10.920 | 40.00 | .560 | - | 1.000 | - | - | - | 0.040 | - |
| Light equipment—Portable compressors, pumps (4 in. and over), asphalt rollers | 9.130 | 9.880 | 40.00 | .560 | - | 1.000 | - | - | - | .040 | - |
| Structural iron workers | 11.000 | 11.240 | 40.00 | .930 | - | 1.110 | - | ⁶ 0.980 | - | .130 | - |
| Helpers and laborers | | | | | | | | | | | |
| General laborers | 8.150 | 8.700 | 40.00 | .650 | - | .400 | - | - | - | .100 | - |
| Other heavy construction | | | | | | | | | | | |
| Journeyman | | | | | | | | | | | |
| Carpenters | 11.550 | 11.820 | 40.00 | .930 | - | .750 | - | ⁶ .500 | - | .070 | - |
| Millwrights | 11.550 | 11.820 | 40.00 | .930 | - | .750 | - | ⁶ .500 | - | .070 | - |
| Piledrivers | 11.550 | 11.820 | 40.00 | .930 | - | .750 | - | ⁶ .500 | - | .070 | - |
| Cement finishers | 10.460 | 10.530 | 40.00 | .500 | - | - | - | - | - | .040 | - |
| Engineers—Power equipment operators: | | | | | | | | | | | |
| Heavy equipment—Cranes (all types), power shovels, derricks | 10.290 | 11.040 | 40.00 | .560 | - | 1.000 | - | - | - | .040 | - |
| Medium equipment—Power graders, power scoops, bulldozers | 10.170 | 10.920 | 40.00 | .560 | - | 1.000 | - | - | - | .040 | - |
| Light equipment—Portable compressors, pumps (4 in. and over), asphalt rollers | 9.130 | 9.880 | 40.00 | .560 | - | 1.000 | - | - | - | .040 | - |
| Structural iron workers | 10.950 | 11.240 | 40.00 | .930 | - | 1.110 | - | ⁶ .980 | - | .130 | - |
| Helpers and laborers | | | | | | | | | | | |
| General laborers | 8.150 | 8.700 | 40.00 | .650 | - | .400 | - | - | - | .100 | - |

See footnotes at end of table.

Table 20. Wage rates, hours, and employer contributions for selected benefits: Selected cities—Continued

(Union hourly wage rates, July 1, 1976, and wage rates, straight-time weekly hours, and employer insurance, pension, vacation, and other contributions to funds in the building trades, July 1, 1977)

| City and job classification | July 1, 1976 | July 1, 1977 | | | | | | | | | |
|--|----------------------------|----------------------------|-----------------------------|---|---------|---------|---------|-------------------|---------|--------------------|---------|
| | Rate per hour ¹ | Rate per hour ¹ | Hours per week ² | Employer contributions for selected benefits ³ | | | | | | | |
| | | | | Insurance ⁴ | | Pension | | Vacation | | Other ⁵ | |
| | | | | Dollars | Percent | Dollars | Percent | Dollars | Percent | Dollars | Percent |
| Washington, D.C. | | | | | | | | | | | |
| Building construction | | | | | | | | | | | |
| Journeyman | | | | | | | | | | | |
| Asbestos workers | \$10.210 | \$10.770 | 40.00 | 0.590 | - | 0.890 | - | - | - | 0.020 | - |
| Boilermakers | +7.700 | 9.700 | 40.00 | .900 | - | 1.000 | - | - | - | 1.250 | - |
| Bricklayers | 10.600 | 11.650 | 40.00 | .800 | - | .700 | - | - | - | .100 | - |
| Residential | 8.750 | 8.750 | 40.00 | .800 | - | .700 | - | - | - | .100 | - |
| Carpenters | 10.000 | 10.450 | 40.00 | .800 | - | .600 | - | - | - | - | - |
| Pile drivers | 10.210 | 10.680 | 40.00 | .800 | - | .600 | - | - | - | - | - |
| Millwrights | 10.460 | 10.940 | 40.00 | .800 | - | .600 | - | - | - | - | - |
| Cement finishers | 10.040 | 10.500 | 40.00 | .805 | - | .600 | - | - | - | - | - |
| Electricians (inside wires) | 10.500 | 11.100 | 40.00 | .650 | - | .800 | 3.00 | - | - | - | 0.50 |
| Elevator constructors | 10.380 | 11.235 | 40.00 | .545 | - | .350 | - | - | 6.00 | .020 | 2.30 |
| Engineers—Power equip- ment operators: | | | | | | | | | | | |
| Heavy equipment: | | | | | | | | | | | |
| Cranes, shovels, and pile drivers | 11.080 | 11.700 | 40.00 | .600 | - | .600 | - | - | - | - | - |
| Medium equipment: | | | | | | | | | | | |
| Hoists, single or double drum | 10.830 | 11.700 | 40.00 | .600 | - | .600 | - | - | - | - | - |
| Trenching machines | 10.830 | 11.040 | 40.00 | .600 | - | .600 | - | - | - | - | - |
| Light equipment: | | | | | | | | | | | |
| Compressors, | 9.910 | 10.170 | 40.00 | .600 | - | .600 | - | - | - | - | - |
| Pumps | 9.910 | 10.170 | 40.00 | .600 | - | .600 | - | - | - | - | - |
| Bulldozers | 10.230 | 10.850 | 40.00 | .600 | - | .600 | - | - | - | - | - |
| Glaziers | 9.780 | 10.530 | 40.00 | .610 | - | .500 | - | - | - | .405 | - |
| Lathers | 9.510 | 10.360 | 40.00 | .500 | - | .500 | - | - | - | .005 | - |
| Machinists | 10.000 | 11.250 | 40.00 | .750 | - | - | - | 0.519 | - | .394 | - |
| Mosaic and terrazzo workers | 9.930 | 10.680 | 40.00 | .600 | - | .400 | - | - | - | - | - |
| Marble setters | +10.600 | 10.850 | 40.00 | .800 | - | .650 | - | ⁶ .750 | - | .060 | - |
| Painters | 9.840 | 10.540 | 40.00 | .810 | - | 1.100 | - | - | - | .010 | - |
| Spray | 9.840 | 10.540 | 40.00 | .810 | - | 1.100 | - | - | - | .010 | - |
| Bridge, structural steel, swing stage | 10.340 | 11.040 | 40.00 | .810 | - | 1.100 | - | - | - | .010 | - |
| Paperhangers | 9.840 | 10.540 | 40.00 | .810 | - | 1.100 | - | - | - | .010 | - |
| Pipefitters | 9.400 | 10.580 | 40.00 | .650 | - | .900 | - | .400 | - | - | - |
| Refrigeration fitters | 9.400 | 10.580 | 40.00 | .650 | - | .900 | - | .400 | - | - | - |
| Sprinkler fitters | +9.950 | 10.950 | 40.00 | .650 | - | .950 | - | .750 | - | .080 | - |
| Sprinkler fitters | - | 10.560 | 40.00 | .650 | - | .950 | - | .750 | - | .080 | - |
| Plasterers | 9.080 | 10.150 | 40.00 | .550 | - | .650 | - | - | - | .234 | - |
| Plumbers | +9.709 | 10.110 | 40.00 | .870 | - | .830 | - | ⁶ .380 | - | .030 | - |
| Reinforcing iron workers | +10.050 | 10.500 | 40.00 | .620 | - | .950 | - | ⁶ .300 | - | - | - |
| Roofers, composition | 9.010 | 9.570 | 40.00 | .560 | - | .300 | - | - | - | - | - |
| Roofers, slate and tile | 9.570 | 10.130 | 40.00 | .560 | - | .300 | - | - | - | - | - |
| Sheet-metal workers | 9.540 | 10.220 | 40.00 | .840 | - | .940 | - | ⁶ .520 | - | .020 | - |
| Stonemasons | +10.600 | 10.850 | 40.00 | .800 | - | .650 | - | ⁶ .750 | - | .060 | - |
| Structural-iron workers | 10.400 | 10.600 | 40.00 | .920 | - | .850 | - | - | - | .050 | - |
| Tile layers | 9.930 | 10.680 | 40.00 | .600 | - | .400 | - | - | - | - | - |
| Helpers and laborers | | | | | | | | | | | |
| Building laborers | 8.070 | 8.460 | 40.00 | .600 | - | .450 | - | - | - | - | - |
| Residential laborers | 5.050 | 5.090 | 40.00 | .350 | - | - | - | - | - | .050 | - |

See footnotes at end of table.

Table 20. Wage rates, hours, and employer contributions for selected benefits: Selected cities—Continued

(Union hourly wage rates, July 1, 1976, and wage rates, straight-time weekly hours, and employer insurance, pension, vacation, and other contributions to funds in the building trades, July 1, 1977)

| City and job classification | July 1, 1976 | July 1, 1977 | | | | | | | | | |
|--|----------------------------|----------------------------|-----------------------------|---|---------|---------|---------|----------|---------|--------------------|---------|
| | Rate per hour ¹ | Rate per hour ¹ | Hours per week ² | Employer contributions for selected benefits ³ | | | | | | | |
| | | | | Insurance ⁴ | | Pension | | Vacation | | Other ⁵ | |
| | | | | Dollars | Percent | Dollars | Percent | Dollars | Percent | Dollars | Percent |
| Washington, D.C.—Continued | | | | | | | | | | | |
| Building construction—Continued | | | | | | | | | | | |
| Helpers and laborers—Continued | | | | | | | | | | | |
| Composition roofers' helpers | \$6.430 | \$6.790 | 40.00 | 0.560 | - | 0.300 | - | - | - | - | - |
| Elevator constructors' helpers | 7.280 | 7.860 | 40.00 | .545 | - | .350 | - | - | 6.00 | 0.020 | 2.30 |
| Marble setters' helpers | 8.600 | 9.200 | 40.00 | .600 | - | .400 | - | - | - | - | - |
| Plasterers' laborers | 8.760 | 8.760 | 40.00 | .500 | - | .400 | - | - | - | .050 | - |
| Plumbers' laborers | 7.760 | 8.110 | 40.00 | .500 | - | .400 | - | - | - | .050 | - |
| Terrazzo workers' helpers | 8.600 | 9.200 | 40.00 | .600 | - | .400 | - | - | - | - | - |
| Tile layers' helpers | 8.600 | 9.200 | 40.00 | .600 | - | .400 | - | - | - | - | - |
| Highway and street construction | | | | | | | | | | | |
| Journeymen | | | | | | | | | | | |
| Cement masons | 6.750 | 7.150 | 40.00 | .270 | - | .350 | - | - | - | - | - |
| Engineers—Power equipment operators: | | | | | | | | | | | |
| Heavy equipment: | | | | | | | | | | | |
| Cranes, piledrivers, shovels | 7.600 | 7.850 | 40.00 | .500 | - | .550 | - | - | - | - | - |
| Medium equipment: | | | | | | | | | | | |
| Hoists (single or double drum) | - | - | - | - | - | - | - | - | - | - | - |
| Trenchers | 7.600 | 7.850 | 40.00 | .500 | - | .550 | - | - | - | - | - |
| Light equipment: | | | | | | | | | | | |
| Bulldozers | 7.100 | 7.250 | 40.00 | .500 | - | .550 | - | - | - | - | - |
| Compressors, pumps | 6.100 | 6.750 | 40.00 | .500 | - | .550 | - | - | - | - | - |
| Helpers and laborers | | | | | | | | | | | |
| General laborers | 6.400 | 7.000 | 40.00 | .270 | - | .350 | - | - | - | - | - |
| Other heavy construction | | | | | | | | | | | |
| Helpers and laborers | | | | | | | | | | | |
| General laborers | 8.070 | 8.610 | 40.00 | .600 | - | .450 | - | - | - | .050 | - |
| Wichita, Kansas | | | | | | | | | | | |
| Building construction | | | | | | | | | | | |
| Journeymen | | | | | | | | | | | |
| Asbestos workers | 9.050 | 10.050 | 40.00 | + .855 | - | .500 | - | 0.850 | - | + .030 | - |

See footnotes at end of table.

Table 20. Wage rates, hours, and employer contributions for selected benefits: Selected cities—Continued

(Union hourly wage rates, July 1, 1976, and wage rates, straight-time weekly hours, and employer insurance, pension, vacation, and other contributions to funds in the building trades, July 1, 1977)

| City and job classification | July 1, 1976 | July 1, 1977 | | | | | | | | | |
|---|----------------------------|----------------------------|-----------------------------|---|---------|---------|---------|--------------------|-------------------|--------------------|---------|
| | Rate per hour ¹ | Rate per hour ¹ | Hours per week ² | Employer contributions for selected benefits ³ | | | | | | | |
| | | | | Insurance ⁴ | | Pension | | Vacation | | Other ⁵ | |
| | | | | Dollars | Percent | Dollars | Percent | Dollars | Percent | Dollars | Percent |
| Wichita, Kansas | | | | | | | | | | | |
| —Continued | | | | | | | | | | | |
| Building construction | | | | | | | | | | | |
| —Continued | | | | | | | | | | | |
| Journeyman | | | | | | | | | | | |
| —Continued | | | | | | | | | | | |
| Bricklayers | \$9.330 | \$9.830 | 40.00 | 0.500 | - | 0.250 | - | ⁶ 0.250 | - | - | - |
| Carpenters | 9.150 | 9.650 | 40.00 | .500 | - | - | - | - | - | - | - |
| Drywall tapers (finishers) | 8.470 | 9.470 | 40.00 | .100 | - | .300 | - | - | - | - | - |
| Electricians (inside wirers) | 9.400 | 9.870 | 40.00 | .600 | - | .250 | 3.00 | - | ⁶ 6.00 | - | 2.00 |
| Engineers—Power equipment operators: | | | | | | | | | | | |
| Group 1: | | | | | | | | | | | |
| Boilers (2), cranes, dozers, scrapers, hoists (2-drum) | 9.500 | 10.000 | 40.00 | .500 | - | 1.000 | - | .750 | - | 0.100 | - |
| Group 2: | | | | | | | | | | | |
| A-frames, boilers (1), forklifts, hoists (1-drum), power brooms | 9.100 | 9.600 | 40.00 | .500 | - | 1.000 | - | .750 | - | .100 | - |
| Group 3: | | | | | | | | | | | |
| Farm tractors with attachments | 8.300 | 8.800 | 40.00 | .500 | - | 1.000 | - | .750 | - | .100 | - |
| Farm tractors without attachments | 8.050 | 8.550 | 40.00 | .500 | - | 1.000 | - | .750 | - | .100 | - |
| Group 4: | | | | | | | | | | | |
| Track crane oiler | 7.750 | 8.000 | 40.00 | .500 | - | 1.000 | - | .750 | - | .100 | - |
| Motor crane oiler | 8.000 | 8.250 | 40.00 | .500 | - | 1.000 | - | .750 | - | .100 | - |
| Glaziers | 8.620 | 9.235 | 40.00 | .550 | - | .570 | - | - | 10.00 | + .030 | 4.00 |
| Lathers | 8.900 | 9.900 | 40.00 | - | - | .150 | - | - | - | - | - |
| Painters: | | | | | | | | | | | |
| Brush | 8.470 | 9.470 | 40.00 | .100 | - | .300 | - | - | - | - | - |
| Spray | 9.070 | 10.070 | 40.00 | .100 | - | .300 | - | - | - | - | - |
| Plasterers | 8.500 | 9.000 | 40.00 | - | - | - | - | - | - | - | - |
| Plumbers | 10.230 | 10.620 | 40.00 | .750 | - | .800 | - | ⁶ .500 | - | + .040 | - |
| Roofers, composition | 8.200 | 8.700 | 40.00 | .280 | - | .200 | - | - | - | - | - |
| Sheet-metal workers | 10.125 | 11.020 | 40.00 | .940 | - | .440 | - | .550 | - | .010 | 3.00 |
| Structural-iron workers | 9.880 | 10.480 | 40.00 | - | - | .250 | - | .530 | - | + .020 | - |
| Helpers and laborers | | | | | | | | | | | |
| Building laborers | 6.700 | 7.100 | 40.00 | .500 | - | .250 | - | - | - | .150 | - |

See footnotes at end of table.

¹ Basic (minimum) rates, excluding holiday, vacation, or other benefit payments made or regularly credited to the employee. Wage rates shown represent rates available and payable on July 1 of the survey year and do not include increases made later that are retro-active to July 1 or before.

² Hours are the same for both years unless otherwise indicated.

³ Shown in terms of cents per hour or as a percent of rate; in actual practice, however, some employer payments are calculated on the basis of total hours or gross payroll. These variations in method of computation are not indicated in the above tabulation. Amounts shown include contractually authorized deductions from negotiated wage rates as well as direct employer contributions to specified benefit funds. Excluded, however, are voluntary deductions from wage rates authorized by individual employees.

⁴ Includes life insurance, hospitalization and other types of health and welfare benefits.

⁵ Includes all other nonlegally required employer contributions, except those for apprenticeship fund payments, as indicated in individual agreements.

⁶ Part of negotiated rate; not included in base rate shown. Amount may be included in computation of overtime and other premium rates.

⁷ Under 5 years of service: 2 percent plus supplemental vacation of 4 percent of actual hours worked. 5 years of service and over: 4 percent plus supplemental vacation of 4 percent of actual hours worked.

⁸ New rate in negotiation on survey date.

⁹ Agreement provides for employer-financed plan; amount of employer payment not available.

¹⁰ Was 40 hours on July 1, 1976.

¹¹ Revision of data previously reported. New rate in negotiation on survey date.

¹² \$1 of this amount is a deduction from employee's net wages; not included in basic rate shown.

¹³ Includes supplemental unemployment benefits; separate data not available.

¹⁴ Percentage based on negotiated rate of \$12.49.

¹⁵ Percentage based on negotiated rate of \$9.94. Part of negotiated rate, not included in basic rate shown. Amount may be included in computation of overtime and other premium rates.

¹⁶ Part of basic rate transferred to insurance, pension, and/or vacation.

¹⁷ Percentage based on negotiated rate of \$9.94.

¹⁸ Percentage based on negotiated rate of \$12.49. Part of negotiated rate, not included in basic rate shown. Amount may be in-

cluded in computation of overtime and other premium rates.

¹⁹ Includes a 2-1/2 percent contribution to holidays. Part of negotiated rate, not included in basic rate shown.

²⁰ 40-hour work week from Sept. to Feb. 36-hour work week from Mar. to Aug.

²¹ Includes 25-cent holiday contribution which is part of negotiated rate, not included in basic rate shown.

²² Includes 45-cent savings fund contribution which is part of negotiated rate, not included in basic rate shown.

²³ Revision of data previously reported. Part of negotiated rate, not included in basic rate shown. Amount may be included in computation of overtime and other premium rates.

²⁴ Reduced wage rate negotiated for employees hired after Jan. 1, 1977.

²⁵ Includes a 75-cent contribution to savings fund, which is part of negotiated rate, not included in basic rate shown.

²⁶ Reduction in basic rate due to local economic situation.

²⁷ 35 cents of this amount is a deduction from employee's net wages for a holiday fund; not included in basic rate shown.

²⁸ Was 36 hours on July 1, 1976.

²⁹ 6 percent of this amount is a deduction from employee's net wages for a savings fund; not included in basic rate shown.

³⁰ 44 cents of this amount is a deduction from employee's net wages; not included in basic rate shown.

³¹ Decrease due to part of the basic rate being transferred to insurance, pension, and/or vacation plans, as well as a negotiated decrease in the basic rate.

³² Alternate 32- and 36-hour work weeks.

³³ Includes 6 percent deferred payment plan which is part of negotiated rate, not included in basic rate shown.

³⁴ Includes 15-cent holiday contribution which is part of negotiated rate, not included in basic rate shown.

³⁵ Includes 5-cent supplemental dues which is part of negotiated rate, not included in basic rate shown.

³⁶ Includes 25-cent savings fund deduction which is part of negotiated rate, not included in basic rate shown.

³⁷ Includes 50-cent credit union deduction which is part of negotiated rate, not included in basic rate shown.

⁺ Revision of data previously reported.

NOTE: Dash indicates no data, or no data reported. When referring to a rate per hour for a previous year, "-" indicates either a change in progression, or a new jobs or union not previously reported.

Appendix A. A Note on New Benefit Tabulations

Because of the growing importance of funds for holidays, savings, and supplemental unemployment benefits in the construction industry, the Bureau is expanding its definition of wages plus benefits to include contributions to these three funds in addition to the insurance, pension, and vacation contributions. Beginning with the July 1, 1978, survey, this six-benefit method of computing average employer benefit contributions will replace the current three-benefit formula.

On July 1, 1977, average employer contributions for holidays, insurance, pensions, savings funds, supplemental unemployment benefits, and vacations totaled

\$2.26—18 percent of the basic wage plus six-benefit package (table A-1). The difference between average contributions for these six benefits and contributions for the three benefits previously tabulated—insurance, pension, and vacation—was 8 cents for all trades. It usually amounted to between 2 and 10 cents an hour for each trade; the largest differences—15 to 30 cents—were reported for boilermakers, electricians, elevator constructors and helpers, glaziers, plumbers, and sheet-metal workers. The relationships among regional and city averages based on wages plus six benefits did not differ significantly from those for wages plus three benefits, as outlined in the main text. (See table A-2 through A-6).

Table A-1. Average wage rates and employer contributions for six benefits by trade: United States

(Average union hourly wage rates and employer contributions¹ in the building trades, July 1, 1977)

| Trade | Average rate per hour | Average employer contribution per hour ¹ | Average rate plus employer contribution per hour ¹ | Trade | Average rate per hour | Average employer contribution per hour ¹ | Average rate plus employer contribution per hour ¹ |
|------------------------------------|-----------------------|---|---|----------------------------------|-----------------------|---|---|
| All building trades | \$10.02 | \$2.26 | \$12.28 | Plumbers | 10.75 | 2.84 | 13.59 |
| Journeyman | 10.44 | 2.37 | 12.81 | Reinforcing iron workers | 10.07 | 2.58 | 12.65 |
| Asbestos workers | 10.29 | 2.50 | 12.80 | Roofers, composition | 9.98 | 1.92 | 11.90 |
| Boilermakers | 10.89 | 2.28 | 13.18 | Roofers, slate and tile | 9.93 | 1.87 | 11.80 |
| Bricklayers | 10.39 | 2.09 | 12.48 | Sheet-metal workers | 10.61 | 2.60 | 13.20 |
| Carpenters | 10.25 | 2.28 | 12.53 | Stonemasons | 10.33 | 2.19 | 12.52 |
| Cement finishers | 9.92 | 2.31 | 12.24 | Structural-iron workers | 10.41 | 2.88 | 13.30 |
| Drywall tapers | 9.70 | 1.17 | 10.87 | Tile layers | 9.84 | 1.95 | 11.80 |
| Electricians (inside wirers) | 11.02 | 2.54 | 13.55 | Helpers and laborers | 8.03 | 1.77 | 9.79 |
| Elevator constructors | 11.22 | 2.06 | 13.28 | Bricklayers' tenders | 8.33 | 1.58 | 9.91 |
| Glaziers | 9.77 | 2.07 | 11.84 | Building laborers | 7.96 | 1.85 | 9.80 |
| Lathers | 10.26 | 1.78 | 12.04 | Composition roofers' helpers .. | 6.41 | 1.39 | 7.80 |
| Machinists | 10.60 | 1.14 | 11.74 | Elevator constructors' helpers | 7.93 | 1.77 | 9.69 |
| Marble setters | 10.03 | 2.08 | 12.11 | Marble setters' helpers | 8.43 | 1.60 | 10.03 |
| Mosaic and terrazzo workers .. | 9.80 | 1.67 | 11.46 | Plasterers' laborers | 8.25 | 1.69 | 9.94 |
| Painters | 9.87 | 1.70 | 11.57 | Plumbers' laborers | 7.64 | 1.20 | 8.84 |
| Paperhangers | 9.78 | 1.54 | 11.32 | Terrazzo workers' laborers | 8.39 | 1.36 | 9.75 |
| Pipefitters | 11.15 | 2.87 | 14.02 | Tile layers' helpers | 8.58 | 1.68 | 10.26 |
| Plasterers | 10.08 | 1.94 | 12.02 | | | | |

¹ Includes employer contributions to insurance (life insurance, hospitalization, medical, surgical, and other similar types of health and welfare programs); pension funds; vacation payments; supplemental unemployment benefits; savings funds; and paid holidays, as provided in labor-management contracts. Averages presented are for a straight-time hour; in actual practice, however, some employer payments are calculated for total hours worked or gross payroll.

Average refers to all workers in the classification, including those for whom

employer contributions were not specified in their particular contracts. Such situations were included in the average computation as zero contributions.

Some contracts also provide payments to other funds, such as for education and promotion. Information on payments to these funds was not included in these tabulations.

NOTE: Because of rounding, sums of individual items may not equal totals.

Table A-2. Average wage rates plus employer contributions for six benefits: Regions

(Average union hourly wage rates plus employer contributions¹ in the building trades by region², July 1, 1977)

| Trade | United States | Region | | | | | | | | |
|------------------------------------|---------------|-------------|-----------------|---------------|-----------|-----------|-------------|-------------|----------|---------|
| | | New England | Middle Atlantic | Border States | Southeast | Southwest | Great Lakes | Middle West | Mountain | Pacific |
| All building trades | \$12.28 | \$11.57 | \$13.10 | \$10.86 | \$9.63 | \$9.95 | \$12.68 | \$11.65 | \$11.43 | \$13.91 |
| Journeyman | 12.81 | 12.10 | 13.69 | 11.46 | 10.23 | 10.51 | 13.12 | 12.16 | 12.13 | 14.44 |
| Asbestos workers | 12.80 | 12.74 | 13.51 | 11.42 | 11.10 | 11.24 | 13.68 | 12.84 | 12.30 | 14.42 |
| Boilermakers | 13.18 | 13.38 | 13.96 | 12.44 | 11.26 | 11.50 | 13.78 | 12.29 | 13.92 | 14.59 |
| Bricklayers | 12.48 | 11.82 | 14.25 | 10.64 | 10.26 | 10.31 | 12.88 | 11.66 | 11.69 | 13.56 |
| Carpenters | 12.53 | 11.33 | 13.93 | 11.26 | 9.75 | 9.98 | 12.96 | 11.47 | 11.65 | 13.72 |
| Cement finishers | 12.24 | 11.63 | 13.57 | 10.22 | 9.23 | 9.91 | 12.40 | 11.81 | 11.51 | 13.33 |
| Drywall tapers | 10.87 | 10.26 | 12.43 | - | 9.94 | 10.04 | 10.69 | 10.70 | 11.11 | 12.23 |
| Electricians (inside wirers) | 13.55 | 12.75 | 14.41 | 12.10 | 11.18 | 11.68 | 13.83 | 13.46 | 13.27 | 15.50 |
| Elevator constructors | 13.28 | 12.58 | 13.85 | 12.70 | 11.55 | 11.43 | 13.89 | 12.95 | 12.66 | 14.64 |
| Glaziers | 11.84 | 11.14 | 12.53 | 10.48 | 9.33 | 9.76 | 11.69 | 12.06 | 11.09 | 13.18 |
| Lathers | 12.04 | 11.23 | 12.88 | 10.46 | 9.69 | 10.18 | 12.01 | 11.12 | 11.28 | 13.47 |
| Machinists | 11.74 | 11.12 | 12.78 | 12.76 | - | 9.42 | 12.72 | 11.57 | - | 13.18 |
| Marble setters | 12.11 | 11.69 | 12.18 | 11.07 | 10.01 | 9.87 | 12.15 | 10.16 | 10.35 | 13.91 |
| Mosaic and terrazzo workers .. | 11.46 | 11.66 | 12.92 | 10.14 | 9.82 | 9.43 | 10.95 | 9.16 | 10.44 | 13.59 |
| Painters | 11.57 | 11.24 | 11.83 | 9.91 | 9.08 | 9.64 | 11.42 | 10.96 | 11.11 | 13.30 |
| Paperhangers | 11.32 | 10.53 | 11.17 | 11.78 | 9.42 | 9.71 | 10.91 | 11.29 | 10.99 | 14.06 |
| Pipefitters | 14.02 | 13.09 | 13.60 | 12.34 | 11.47 | 11.84 | 13.76 | 14.29 | 12.52 | 16.89 |
| Plasterers | 12.02 | 11.42 | 12.38 | 10.39 | 9.59 | 10.23 | 12.17 | 11.05 | 11.23 | 14.01 |
| Plumbers | 13.59 | 12.72 | 13.78 | 11.96 | 11.10 | 10.55 | 13.62 | 13.29 | 12.40 | 17.00 |
| Reinforcing iron workers | 12.65 | 12.79 | 13.71 | 11.82 | 10.30 | 9.32 | 13.63 | 11.70 | 13.04 | 14.39 |
| Roofers, composition | 11.90 | 11.74 | 13.49 | 8.97 | 9.15 | 8.29 | 12.89 | 10.78 | 10.63 | 12.75 |
| Roofers, slate and tile | 11.80 | 12.11 | 12.52 | 8.59 | 9.00 | 8.66 | 12.44 | 11.37 | 10.64 | 12.93 |
| Sheet-metal workers | 13.20 | 12.81 | 13.91 | 11.91 | 10.68 | 10.98 | 13.31 | 12.80 | 12.69 | 15.16 |
| Stonemasons | 12.52 | 11.89 | 12.52 | 11.54 | 10.18 | 10.96 | 12.56 | 11.43 | 12.05 | 13.88 |
| Structural-iron workers | 13.30 | 12.78 | 14.64 | 12.04 | 9.96 | 10.37 | 14.13 | 11.87 | 12.92 | 14.38 |
| Tile layers | 11.80 | 11.68 | 11.97 | 9.44 | 9.47 | 9.86 | 11.87 | 10.76 | 10.45 | 13.44 |
| Helpers and laborers | 9.79 | 9.14 | 10.84 | 7.95 | 6.77 | 7.04 | 10.32 | 9.48 | 8.96 | 11.31 |
| Bricklayers' tenders | 9.91 | 9.25 | 11.38 | 6.90 | 6.75 | 7.20 | 10.26 | 9.61 | 9.70 | 11.96 |
| Building laborers | 9.80 | 8.96 | 10.72 | 8.05 | 6.54 | 6.97 | 10.31 | 9.34 | 8.87 | 11.19 |
| Composition roofers' helpers .. | 7.80 | 9.75 | 9.04 | 6.03 | 6.29 | 3.20 | 9.25 | - | - | 8.54 |
| Elevator constructors' helpers .. | 9.69 | 9.17 | 10.43 | 9.03 | 8.26 | 8.27 | 9.95 | 9.38 | 9.11 | 10.49 |
| Marble setters' helpers | 10.03 | 10.22 | 11.26 | 9.99 | 9.38 | 7.62 | 10.74 | 9.61 | 9.04 | 10.37 |
| Plasterers' laborers | 9.94 | 9.21 | 10.79 | 8.47 | 7.23 | 6.73 | 10.70 | 10.19 | 9.97 | 12.91 |
| Plumbers' laborers | 8.84 | - | 11.34 | 7.91 | 6.73 | - | 11.01 | 10.97 | 7.91 | 11.04 |
| Terrazzo workers' laborers | 9.75 | 10.57 | 11.27 | 7.06 | 7.24 | 7.42 | 10.13 | 9.62 | 8.45 | 11.84 |
| Tile layers' helpers | 10.26 | 10.14 | 10.16 | 8.69 | 7.35 | 7.53 | 10.83 | 9.72 | 9.50 | 11.41 |

¹ Includes employer contributions to insurance (life insurance, hospitalization, medical, surgical, and other similar types of health and welfare programs); pension funds; vacation payments; supplemental unemployment benefits; savings funds; and paid holidays, as provided in labor-management contracts. Averages presented are for a straight-time hour; in actual practice, however, some employer payments are calculated for total hours worked or gross payroll.

Average refers to all workers in the classification, including those for whom employer contributions were not specified in their particular contracts. Such situations were included in the average computation as zero contributions.

Some contracts also provide payments to other funds, such as for education and promotion. Information on payments to these funds was not included in these tabulations.

² The regions referred to in this study include: **New England**—Connecticut, Maine, Massachusetts, New Hampshire, Rhode Island, and Vermont; **Middle Atlantic**—New Jersey, New York, and Pennsylvania; **Border States**—Delaware, District of Columbia, Kentucky, Maryland, Virginia, and West Virginia; **Southeast**—Alabama, Florida, Georgia, Mississippi, North Carolina, South Carolina, and Tennessee; **Southwest**—Arkansas, Louisiana, Oklahoma, and Texas; **Great Lakes**—Illinois, Indiana, Michigan, Minnesota, Ohio, and Wisconsin; **Middle West**—Iowa, Kansas, Missouri, Nebraska, North Dakota, and South Dakota; **Mountain**—Arizona, Colorado, Idaho, Montana, New Mexico, Utah, and Wyoming; **Pacific**—Alaska, California, Hawaii, Nevada, Oregon, and Washington.

NOTE: Dash indicates no data reported.

Table A-3. Average wage rates and employer contributions for six benefits: Selected cities by population group

(Average union hourly wage rates and employer contributions¹ in the building trades by city, July 1, 1977)

| City by population group | Average rate per hour | Average employer contribution per hour ¹ | Average rate plus employer contribution per hour ¹ | City by population group | Average rate per hour | Average employer contribution per hour ¹ | Average rate plus employer contribution per hour ¹ |
|---|-----------------------|---|---|---|-----------------------|---|---|
| All cities | \$10.02 | \$2.26 | \$12.28 | Cincinnati, Ohio | \$10.83 | \$1.83 | \$12.66 |
| Population group I (1,000,000 and over) | 10.50 | 2.93 | 13.44 | Fort Worth, Tex | 8.95 | .94 | 9.88 |
| Chicago, Ill | 10.72 | 1.92 | 12.64 | Honolulu, Hawaii | 9.30 | 3.35 | 12.65 |
| Detroit, Mich | 10.68 | 3.45 | 14.13 | Long Beach, Calif | 10.54 | 3.80 | 14.34 |
| Houston, Tex | 9.70 | 1.39 | 11.09 | Louisville, Ky | 9.77 | 1.62 | 11.39 |
| Los Angeles, Calif | 10.48 | 3.70 | 14.18 | Miami, Fla | 8.67 | 1.44 | 10.11 |
| New York, N.Y | 10.57 | 3.49 | 14.06 | Minneapolis-St. Paul, Minn | 9.89 | 1.90 | 11.79 |
| Philadelphia, Pa | 10.15 | 2.58 | 12.73 | Nashville-Davidson, Tenn | 8.71 | .82 | 9.53 |
| Population group II (500,000 to 1,000,000) | 10.11 | 2.16 | 12.27 | Newark, N.J | 10.74 | 2.41 | 13.15 |
| Baltimore, Md | 9.21 | 1.57 | 10.78 | Norfolk, Va | 8.34 | .90 | 9.24 |
| Boston, Mass | 10.06 | 2.24 | 12.30 | Omaha, Nebr | 9.46 | 1.54 | 11.00 |
| Cleveland, Ohio | 11.04 | 2.77 | 13.81 | Portland, Oreg | 10.87 | 2.48 | 13.35 |
| Columbus, Ohio | 9.94 | 1.62 | 11.57 | Rochester, N.Y | 10.05 | 2.28 | 12.33 |
| Dallas, Tex | 9.12 | 1.04 | 10.16 | Sacramento, Calif | 10.71 | 3.83 | 14.54 |
| Denver, Colo | 9.50 | 2.02 | 11.52 | Toledo, Ohio | 11.47 | 2.25 | 13.72 |
| Indianapolis, Ind | 10.21 | 1.62 | 11.83 | Wichita, Kans | 9.46 | 1.12 | 10.58 |
| Jacksonville, Fla | 8.47 | 1.45 | 9.92 | Population group IV (100,000 to 250,000) | 9.49 | 1.86 | 11.35 |
| Kansas City, Mo | 10.26 | 1.83 | 12.09 | Albany, N.Y | 9.58 | 1.86 | 11.45 |
| Memphis, Tenn | 9.39 | 1.12 | 10.51 | Chattanooga, Tenn | 8.33 | .87 | 9.20 |
| Milwaukee, Wis | 10.21 | 2.38 | 12.59 | Corpus Christi, Tex | 8.30 | .95 | 9.26 |
| New Orleans, La | 9.24 | 1.03 | 10.28 | Flint, Mich | 9.86 | 2.50 | 12.36 |
| Phoenix, Ariz | 10.01 | 2.19 | 12.21 | Fremont, Calif | 11.28 | 3.86 | 15.14 |
| Pittsburgh, Pa | 10.29 | 2.33 | 12.62 | Fresno, Calif | 10.84 | 3.33 | 14.17 |
| St. Louis, Mo | 10.12 | 2.17 | 12.29 | Grand Rapids, Mich | 9.08 | 1.95 | 11.03 |
| San Antonio, Tex | 8.25 | 1.30 | 9.56 | Hammond, Ind | 10.36 | 1.78 | 12.13 |
| San Diego, Calif | 10.52 | 3.34 | 13.86 | Huntsville, Ala | 8.48 | .77 | 9.26 |
| San Francisco, Calif | 11.50 | 4.07 | 15.58 | New Bedford, Mass | 9.31 | 1.91 | 11.21 |
| Seattle, Wash | 10.96 | 2.28 | 13.24 | New Haven, Conn | 9.46 | 1.58 | 11.04 |
| Washington, D.C | 10.16 | 1.55 | 11.71 | Providence, R.I | 9.17 | 1.92 | 11.09 |
| Population group III (250,000 to 500,000) | 9.92 | 2.06 | 11.98 | Riverside, Calif | 10.26 | 3.73 | 13.99 |
| Akron, Ohio | 10.41 | 2.03 | 12.44 | Rockford, Ill | 10.70 | 1.48 | 12.17 |
| Atlanta, Ga | 8.63 | 1.35 | 9.98 | St. Petersburg, Fla | 8.45 | 1.14 | 9.59 |
| Buffalo, N.Y | 10.83 | 2.49 | 13.31 | Salt Lake City, Utah | 9.46 | 1.40 | 10.86 |
| | | | | Santa Ana, Calif | 9.94 | 3.52 | 13.46 |
| | | | | Scranton, Pa | 10.00 | 1.81 | 11.81 |
| | | | | Spokane, Wash | 10.30 | 2.01 | 12.31 |
| | | | | Stamford, Conn | 9.71 | 1.70 | 11.41 |

¹ Includes employer contributions to insurance (life insurance, hospitalization, medical, surgical, and other similar types of health and welfare programs); pension funds; vacation payments; supplemental unemployment benefits; savings funds; and paid holidays, as provided in labor-management contracts. Averages presented are for a straight-time hour; in actual practice, however, some employer payments are calculated for total hours worked or gross payroll.

Average refers to all workers in the classification, including those for whom employer contributions were not specified in their particular

contracts. Such situations were included in the average computation as zero contributions.

Some contracts also provide payments to other funds, such as for education and promotion. Information on payments to these funds was not included in these tabulations.

NOTE: Because of rounding, sums of individual items may not equal totals.

Table A-4. Average wage rates and employer contributions for six benefits: Selected cities by region

(Average union hourly wage rates and employer contributions¹ in the building trades by city, July 1, 1977)

| City by region ² | Average rate per hour | Average employer contribution per hour ¹ | Average rate plus employer contribution per hour ¹ | City by region ² | Average rate per hour | Average employer contribution per hour ¹ | Average rate plus employer contribution per hour ¹ |
|---------------------------------------|-----------------------|---|---|---|-----------------------|---|---|
| All cities | \$10.02 | \$2.26 | \$12.28 | Great Lakes | \$10.47 | \$2.27 | \$12.74 |
| New England | 9.64 | 1.93 | 11.57 | Akron, Ohio (III) | 10.41 | 2.03 | 12.44 |
| Boston, Mass. (II) | 10.06 | 2.24 | 12.30 | Chicago, Ill. (I) | 10.72 | 1.92 | 12.64 |
| New Bedford, Mass. (IV) | 9.31 | 1.91 | 11.21 | Cincinnati, Ohio (III) | 10.83 | 1.83 | 12.66 |
| New Haven, Conn. (IV) | 9.46 | 1.58 | 11.04 | Cleveland, Ohio (II) | 11.04 | 2.77 | 13.81 |
| Providence, R.I. (IV) | 9.17 | 1.92 | 11.09 | Columbus, Ohio (II) | 9.94 | 1.62 | 11.57 |
| Stamford, Conn. (IV) | 9.71 | 1.70 | 11.41 | Detroit, Mich. (I) | 10.68 | 3.45 | 14.13 |
| Middle Atlantic | 10.35 | 2.75 | 13.10 | Flint, Mich. (IV) | 9.86 | 2.50 | 12.36 |
| Albany, N.Y. (IV) | 9.58 | 1.86 | 11.45 | Grand Rapids, Mich. (IV) | 9.08 | 1.95 | 11.03 |
| Buffalo, N.Y. (III) | 10.83 | 2.49 | 13.31 | Hammond, Ind. (IV) | 10.36 | 1.78 | 12.13 |
| New York, N.Y. (I) | 10.57 | 3.49 | 14.06 | Indianapolis, Ind. (II) | 10.21 | 1.62 | 11.83 |
| Newark, N.J. (III) | 10.74 | 2.41 | 13.15 | Milwaukee, Wis. (II) | 10.21 | 2.38 | 12.59 |
| Philadelphia, Pa. (I) | 10.15 | 2.58 | 12.73 | Minneapolis-St. Paul, Minn. (III) | 9.89 | 1.90 | 11.79 |
| Pittsburgh, Pa. (II) | 10.29 | 2.33 | 12.62 | Rockford, Ill. (IV) | 10.70 | 1.48 | 12.17 |
| Rochester, N.Y. (III) | 10.05 | 2.28 | 12.33 | Toledo, Ohio (III) | 11.47 | 2.25 | 13.72 |
| Scranton, Pa. (IV) | 10.00 | 1.81 | 11.81 | Middle West | 9.87 | 1.77 | 11.65 |
| Border States | 9.45 | 1.41 | 10.86 | Kansas City, Mo. (II) | 10.26 | 1.83 | 12.09 |
| Baltimore, Md. (II) | 9.21 | 1.57 | 10.78 | Omaha, Nebr. (III) | 9.46 | 1.54 | 11.00 |
| Louisville, Ky. (III) | 9.77 | 1.62 | 11.39 | St. Louis, Mo. (II) | 10.12 | 2.17 | 12.29 |
| Norfolk, Va. (III) | 8.34 | .90 | 9.24 | Wichita, Kans. (III) | 9.46 | 1.12 | 10.58 |
| Washington, D.C. (II) | 10.16 | 1.55 | 11.71 | Mountain | 9.63 | 1.81 | 11.43 |
| Southeast | 8.56 | 1.07 | 9.63 | Denver, Colo. (II) | 9.50 | 2.02 | 11.52 |
| Atlanta, Ga. (III) | 8.63 | 1.35 | 9.98 | Phoenix, Ariz. (II) | 10.01 | 2.19 | 12.21 |
| Chattanooga, Tenn. (IV) | 8.33 | .87 | 9.20 | Salt Lake City, Utah (IV) | 9.46 | 1.40 | 10.86 |
| Huntsville, Ala. (IV) | 8.48 | .77 | 9.26 | Pacific | 10.54 | 3.37 | 13.91 |
| Jacksonville, Fla. (II) | 8.47 | 1.45 | 9.92 | Fremont, Calif. (IV) | 11.28 | 3.86 | 15.14 |
| Memphis, Tenn. (II) | 9.39 | 1.12 | 10.51 | Fresno, Calif. (IV) | 10.84 | 3.33 | 14.17 |
| Miami, Fla. (III) | 8.67 | 1.44 | 10.11 | Honolulu, Hawaii (III) | 9.30 | 3.35 | 12.65 |
| Nashville-Davidson, Tenn. (III) | 8.71 | .82 | 9.53 | Long Beach, Calif. (III) | 10.54 | 3.80 | 14.34 |
| St. Petersburg, Fla. (IV) | 8.45 | 1.14 | 9.59 | Los Angeles, Calif. (I) | 10.48 | 3.70 | 14.18 |
| Southwest | 8.87 | 1.07 | 9.95 | Portland, Oreg. (III) | 10.87 | 2.48 | 13.35 |
| Corpus Christi, Tex. (IV) | 8.30 | .95 | 9.26 | Riverside, Calif. (IV) | 10.26 | 3.73 | 13.99 |
| Dallas, Tex. (II) | 9.12 | 1.04 | 10.16 | Sacramento, Calif. (III) | 10.71 | 3.83 | 14.54 |
| Fort Worth, Tex. (III) | 8.95 | .94 | 9.88 | San Diego, Calif. (II) | 10.52 | 3.34 | 13.86 |
| Houston, Tex. (I) | 9.70 | 1.39 | 11.09 | San Francisco, Calif. (II) | 11.50 | 4.07 | 15.58 |
| New Orleans, La. (II) | 9.24 | 1.03 | 10.28 | Santa Ana, Calif. (IV) | 9.94 | 3.52 | 13.46 |
| San Antonio, Tex. (II) | 8.25 | 1.30 | 9.56 | Seattle, Wash. (II) | 10.96 | 2.28 | 13.24 |
| | | | | Spokane, Wash. (IV) | 10.30 | 2.01 | 12.31 |

¹ Includes employer contributions to insurance (life insurance, hospitalization, medical, surgical, and other similar types of health and welfare programs); pension funds; vacation payments; supplemental unemployment benefits; savings funds; and paid holidays, as provided in labor-management contracts. Averages presented are for a straight-time hour; in actual practice, however, some employer payments are calculated for total hours worked or gross payroll.

Average refers to all workers in the classification, including those for whom employer contributions were not specified in their particular contracts. Such situations were included in the average computation as zero contributions.

Some contracts also provide payments to other funds, such as for education and promotion. Information on payments to these funds was not included in these tabulations.

² See table A-2, footnote 2, for definitions of regions. Population size is shown in parentheses as follows: Group I = 1,000,000 or more; Group II = 500,000 to 1,000,000; Group III = 250,000 to 500,000; and Group IV = 100,000 to 250,000.

NOTE: Because of rounding, sums of individual items may not equal totals.

Table A-5. Average wage rates and employer contributions for six benefits, journeymen and laborers: Selected cities by population group

(Average union hourly wage rates and employer contributions¹ in the building trades, July 1, 1977)

| City by population group | Average rate per hour | Average employer contribution per hour ¹ | Average rate plus employer contribution per hour ¹ | City by population group | Average rate per hour | Average employer contribution per hour ¹ | Average rate plus employer contribution per hour ¹ |
|------------------------------|-----------------------|---|---|----------------------------------|-----------------------|---|---|
| Journeyman | | | | | | | |
| All cities | \$10.44 | \$2.37 | \$12.81 | Cincinnati, Ohio | \$10.99 | \$1.97 | \$12.97 |
| Population group I | | | | Fort Worth, Tex | 9.75 | 1.02 | 10.77 |
| (1,000,000 and over) | 10.88 | 3.07 | 13.95 | Honolulu, Hawaii | 9.74 | 3.68 | 13.43 |
| Chicago, Ill | 11.08 | 1.97 | 13.04 | Long Beach, Calif | 11.19 | 3.92 | 15.11 |
| Detroit, Mich | 10.90 | 3.59 | 14.49 | Louisville, Ky | 10.11 | 1.74 | 11.86 |
| Houston, Tex | 10.10 | 1.53 | 11.63 | Miami, Fla | 9.15 | 1.46 | 10.61 |
| Los Angeles, Calif | 10.74 | 3.74 | 14.48 | Minneapolis-St. Paul, Minn | 10.18 | 2.01 | 12.19 |
| New York, N.Y | 11.05 | 3.71 | 14.77 | Nashville-Davidson, Tenn | 9.05 | .85 | 9.90 |
| Philadelphia, Pa | 10.77 | 2.91 | 13.68 | Newark, N.J | 10.97 | 2.49 | 13.46 |
| Population group II | | | | Norfolk, Va | 8.94 | 1.00 | 9.94 |
| (500,000 to 1,000,000) | 10.55 | 2.26 | 12.81 | Omaha, Nebr | 10.10 | 1.70 | 11.80 |
| Baltimore, Md | 9.82 | 1.78 | 11.60 | Portland, Oreg | 11.11 | 2.49 | 13.59 |
| Boston, Mass | 10.46 | 2.41 | 12.87 | Rochester, N.Y | 10.73 | 2.17 | 12.90 |
| Cleveland, Ohio | 11.23 | 2.84 | 14.07 | Sacramento, Calif | 11.62 | 3.78 | 15.39 |
| Columbus, Ohio | 10.58 | 1.72 | 12.29 | Toledo, Ohio | 11.67 | 2.39 | 14.07 |
| Dallas, Tex | 9.74 | 1.15 | 10.88 | Wichita, Kans | 9.99 | 1.21 | 11.20 |
| Denver, Colo | 10.07 | 2.24 | 12.31 | Population group IV | | | |
| Indianapolis, Ind | 10.80 | 1.76 | 12.56 | (100,000 to 250,000) | 9.91 | 1.94 | 11.85 |
| Jacksonville, Fla | 8.89 | 1.59 | 10.47 | Albany, N.Y | 10.01 | 1.90 | 11.91 |
| Kansas City, Mo | 10.55 | 1.90 | 12.45 | Chattanooga, Tenn | 8.95 | .99 | 9.94 |
| Memphis, Tenn | 9.79 | 1.20 | 10.99 | Corpus Christi, Tex | 8.66 | 1.02 | 9.68 |
| Milwaukee, Wis | 10.50 | 2.47 | 12.97 | Flint, Mich | 10.14 | 2.63 | 12.77 |
| New Orleans, La | 9.72 | 1.17 | 10.90 | Fremont, Calif | 11.83 | 3.90 | 15.74 |
| Phoenix, Ariz | 10.58 | 2.29 | 12.87 | Fresno, Calif | 11.06 | 3.29 | 14.34 |
| Pittsburgh, Pa | 10.50 | 2.42 | 12.91 | Grand Rapids, Mich | 9.52 | 2.04 | 11.56 |
| St. Louis, Mo | 10.34 | 2.27 | 12.61 | Hammond, Ind | 11.13 | 2.04 | 13.17 |
| San Antonio, Tex | 8.87 | 1.45 | 10.32 | Huntsville, Ala | 9.26 | .80 | 10.06 |
| San Diego, Calif | 11.43 | 3.40 | 14.83 | New Bedford, Mass | 9.63 | 2.07 | 11.70 |
| San Francisco, Calif | 11.97 | 4.17 | 16.14 | New Haven, Conn | 9.88 | 1.70 | 11.58 |
| Seattle, Wash | 11.28 | 2.33 | 13.61 | Providence, R.I | 9.53 | 2.07 | 11.60 |
| Washington, D.C | 10.53 | 1.65 | 12.19 | Riverside, Calif | 11.20 | 3.80 | 15.00 |
| Population group III | | | | Rockford, Ill | 10.82 | 1.52 | 12.34 |
| (250,000 to 500,000) | 10.39 | 2.13 | 12.53 | St. Petersburg, Fla | 8.67 | 1.15 | 9.82 |
| Akron, Ohio | 10.50 | 2.10 | 12.60 | Salt Lake City, Utah | 9.95 | 1.58 | 11.53 |
| Atlanta, Ga | 9.15 | 1.51 | 10.66 | Santa Ana, Calif | 10.73 | 3.58 | 14.31 |
| Buffalo, N.Y | 11.62 | 2.33 | 13.95 | Scranton, Pa | 10.15 | 1.94 | 12.08 |
| | | | | Spokane, Wash | 10.94 | 2.00 | 12.95 |
| | | | | Stamford, Conn | 10.00 | 1.80 | 11.80 |

See footnotes at end of table.

Table A-5. Average wage rates and employer contributions for six benefits, journeymen and laborers: Selected cities by population group—Continued

(Average union hourly wage rates and employer contributions¹ in the building trades, July 1, 1977)

| City by population group | Average rate per hour | Average employer contribution per hour ¹ | Average rate plus employer contribution per hour ¹ | City by population group | Average rate per hour | Average employer contribution per hour ¹ | Average rate plus employer contribution per hour ¹ |
|---|-----------------------|---|---|---|-----------------------|---|---|
| Helpers and laborers | | | | | | | |
| All cities | \$8.03 | \$1.77 | \$9.79 | Cincinnati, Ohio | \$9.98 | \$1.10 | \$11.08 |
| Population group I (1,000,000 and over) | | | | Fort Worth, Tex | 6.44 | .68 | 7.12 |
| Chicago, Ill | 8.56 | 2.23 | 10.79 | Honolulu, Hawaii | 7.62 | 2.09 | 9.71 |
| Detroit, Mich | 8.59 | 1.65 | 10.24 | Long Beach, Calif | 8.08 | 3.33 | 11.41 |
| Houston, Tex | 9.00 | 2.42 | 11.42 | Louisville, Ky | 7.49 | .82 | 8.32 |
| Los Angeles, Calif | 7.63 | .71 | 8.34 | Miami, Fla | 6.80 | 1.40 | 8.20 |
| New York, N.Y | 7.89 | 3.34 | 11.22 | Minneapolis-St. Paul, Minn | 8.41 | 1.35 | 9.76 |
| Philadelphia, Pa | 8.89 | 2.70 | 11.60 | Nashville-Davidson, Tenn | 6.20 | .59 | 6.79 |
| Population group II (500,000 to 1,000,000) | | | | Newark, N.J | 8.33 | 1.62 | 9.96 |
| Baltimore, Md | 8.15 | 1.67 | 9.82 | Norfolk, Va | 5.37 | .38 | 5.75 |
| Boston, Mass | 7.09 | .82 | 7.91 | Omaha, Nebr | 7.80 | 1.15 | 8.95 |
| Cleveland, Ohio | 7.90 | 1.34 | 9.24 | Portland, Oreg | 8.39 | 2.43 | 10.82 |
| Columbus, Ohio | 10.00 | 2.42 | 12.43 | Rochester, N.Y | 8.02 | 2.61 | 10.63 |
| Dallas, Tex | 8.02 | 1.34 | 9.36 | Sacramento, Calif | 8.58 | 3.94 | 12.53 |
| Denver, Colo | 6.52 | .60 | 7.12 | Toledo, Ohio | 10.44 | 1.55 | 11.99 |
| Indianapolis, Ind | 7.11 | 1.08 | 8.19 | Wichita, Kans | 7.10 | .75 | 7.85 |
| Jacksonville, Fla | 7.69 | 1.04 | 8.73 | Population group IV (100,000 to 250,000) | 7.54 | 1.49 | 9.03 |
| Kansas City, Mo | 5.36 | .45 | 5.81 | Albany, N.Y | 8.57 | 1.77 | 10.34 |
| Memphis, Tenn | 8.16 | 1.34 | 9.50 | Chattanooga, Tenn | 6.23 | .46 | 6.69 |
| Milwaukee, Wis | 6.49 | .58 | 7.07 | Corpus Christi, Tex | 5.23 | .39 | 5.63 |
| New Orleans, La | 9.08 | 2.04 | 11.12 | Flint, Mich | 7.86 | 1.58 | 9.44 |
| Phoenix, Ariz | 7.25 | .46 | 7.71 | Fremont, Calif | 8.72 | 3.64 | 12.36 |
| Pittsburgh, Pa | 8.34 | 1.91 | 10.26 | Fresno, Calif | 8.47 | 3.73 | 12.20 |
| San Antonio, Tex | 8.73 | 1.67 | 10.41 | Grand Rapids, Mich | 6.49 | 1.42 | 7.91 |
| San Diego, Calif | 9.05 | 1.74 | 10.79 | Hammond, Ind | 8.29 | 1.09 | 9.38 |
| San Francisco, Calif | 5.37 | .64 | 6.01 | Huntsville, Ala | 4.87 | .65 | 5.52 |
| Seattle, Wash | 8.15 | 3.18 | 11.33 | New Bedford, Mass | 8.10 | 1.30 | 9.40 |
| Washington, D.C | 8.91 | 3.53 | 12.44 | New Haven, Conn | 7.75 | 1.09 | 8.84 |
| Population group III (250,000 to 500,000) | | | | Providence, R.I | 7.80 | 1.35 | 9.15 |
| Akron, Ohio | 7.83 | 1.73 | 9.57 | Riverside, Calif | 8.51 | 3.61 | 12.12 |
| Atlanta, Ga | 9.50 | 1.21 | 10.71 | Rockford, Ill | 9.12 | .95 | 10.08 |
| Buffalo, N.Y | 6.03 | .51 | 6.54 | St. Petersburg, Fla | 6.34 | 1.04 | 7.38 |
| | 8.29 | 2.99 | 11.28 | Salt Lake City, Utah | 7.70 | .76 | 8.46 |
| | | | | Santa Ana, Calif | 7.90 | 3.37 | 11.27 |
| | | | | Scranton, Pa | 8.96 | .91 | 9.87 |
| | | | | Spokane, Wash | 7.82 | 2.01 | 9.83 |
| | | | | Stamford, Conn | 7.79 | 1.05 | 8.84 |

¹ Includes employer contributions to insurance (life insurance, hospitalization, medical, surgical, and other similar types of health and welfare programs); pension funds; vacation payments; supplemental unemployment benefits; savings funds; and paid holidays, as provided in labor-management contracts. Averages presented are for a straight-time hour; in actual practice, however, some employer payments are calculated for total hours worked or gross payroll.

Average refers to all workers in the classification, including those for whom employer contributions were not specified in their particular

contracts. Such situations were included in the average computation as zero contributions.

Some contracts also provide payments to other funds, such as for education and promotion. Information on payments to these funds was not included in these tabulations.

NOTE: Because of rounding, sums of individual items may not equal totals.

Table A-6. Average wage rates and employer contributions for six benefits, journeymen and laborers: Selected cities by region

(Average union hourly wage rates and employer contributions¹ in the building trades by city, July 1, 1977)

| City by region ² | Average rate per hour | Average employer contribution per hour ¹ | Average rate plus employer contribution per hour ¹ | City by region ² | Average rate per hour | Average employer contribution per hour ¹ | Average rate plus employer contribution per hour ¹ |
|---------------------------------------|-----------------------|---|---|---|-----------------------|---|---|
| Journeymen | | | | | | | |
| All cities | \$10.44 | \$2.37 | \$12.81 | Great Lakes | \$10.78 | \$2.38 | \$13.16 |
| New England | 10.02 | 2.08 | 12.10 | Akron, Ohio (III) | 10.50 | 2.10 | 12.60 |
| Boston, Mass. (II) | 10.46 | 2.41 | 12.87 | Chicago, Ill. (I) | 11.08 | 1.97 | 13.04 |
| New Bedford, Mass. (IV) | 9.63 | 2.07 | 11.70 | Cincinnati, Ohio (III) | 10.99 | 1.97 | 12.97 |
| New Haven, Conn. (IV) | 9.88 | 1.70 | 11.58 | Cleveland, Ohio (II) | 11.23 | 2.84 | 14.07 |
| Providence, R.I. (IV) | 9.53 | 2.07 | 11.60 | Columbus, Ohio (II) | 10.58 | 1.72 | 12.29 |
| Stamford, Conn. (IV) | 10.00 | 1.80 | 11.80 | Detroit, Mich. (I) | 10.90 | 3.59 | 14.49 |
| Middle Atlantic | 10.80 | 2.89 | 13.69 | Flint, Mich. (IV) | 10.14 | 2.63 | 12.77 |
| Albany, N.Y. (IV) | 10.01 | 1.90 | 11.91 | Grand Rapids, Mich. (IV) | 9.52 | 2.04 | 11.56 |
| Buffalo, N.Y. (III) | 11.62 | 2.33 | 13.95 | Hammond, Ind. (IV) | 11.13 | 2.04 | 13.17 |
| New York, N.Y. (I) | 11.05 | 3.71 | 14.77 | Indianapolis, Ind. (II) | 10.80 | 1.76 | 12.56 |
| Newark, N.J. (III) | 10.97 | 2.49 | 13.46 | Milwaukee, Wis. (II) | 10.50 | 2.47 | 12.97 |
| Philadelphia, Pa. (I) | 10.77 | 2.91 | 13.68 | Minneapolis-St. Paul, Minn. (III) | 10.18 | 2.01 | 12.19 |
| Pittsburgh, Pa. (II) | 10.50 | 2.42 | 12.91 | Rockford, Ill. (IV) | 10.82 | 1.52 | 12.34 |
| Rochester, N.Y. (III) | 10.73 | 2.17 | 12.90 | Toledo, Ohio (III) | 11.67 | 2.39 | 14.07 |
| Scranton, Pa. (IV) | 10.15 | 1.94 | 12.08 | Middle West | 10.28 | 1.88 | 12.16 |
| Border States | 9.92 | 1.54 | 11.46 | Kansas City, Mo. (II) | 10.55 | 1.90 | 12.45 |
| Baltimore, Md. (II) | 9.82 | 1.78 | 11.60 | Omaha, Nebr. (III) | 10.10 | 1.70 | 11.80 |
| Louisville, Ky. (III) | 10.11 | 1.74 | 11.86 | St. Louis, Mo. (II) | 10.34 | 2.27 | 12.61 |
| Norfolk, Va. (III) | 8.94 | 1.00 | 9.94 | Wichita, Kans. (III) | 9.99 | 1.21 | 11.20 |
| Washington, D.C. (II) | 10.53 | 1.65 | 12.19 | Mountain | 10.15 | 1.97 | 12.13 |
| Southeast | 9.07 | 1.16 | 10.23 | Denver, Colo. (II) | 10.07 | 2.24 | 12.31 |
| Atlanta, Ga. (III) | 9.15 | 1.51 | 10.66 | Phoenix, Ariz. (II) | 10.58 | 2.29 | 12.87 |
| Chattanooga, Tenn. (IV) | 8.95 | .99 | 9.94 | Salt Lake City, Utah (IV) | 9.95 | 1.58 | 11.53 |
| Huntsville, Ala. (IV) | 9.26 | .80 | 10.06 | Pacific | 11.02 | 3.42 | 14.44 |
| Jacksonville, Fla. (II) | 8.89 | 1.59 | 10.47 | Fremont, Calif. (IV) | 11.83 | 3.90 | 15.74 |
| Memphis, Tenn. (II) | 9.79 | 1.20 | 10.99 | Fresno, Calif. (IV) | 11.06 | 3.29 | 14.34 |
| Miami, Fla. (III) | 9.15 | 1.46 | 10.61 | Honolulu, Hawaii (III) | 9.74 | 3.68 | 13.43 |
| Nashville-Davidson, Tenn. (III) | 9.05 | .85 | 9.90 | Long Beach, Calif. (III) | 11.19 | 3.92 | 15.11 |
| St. Petersburg, Fla. (IV) | 8.67 | 1.15 | 9.82 | Los Angeles, Calif. (I) | 10.74 | 3.74 | 14.48 |
| Southwest | 9.34 | 1.17 | 10.51 | Portland, Oreg. (III) | 11.11 | 2.49 | 13.59 |
| Corpus Christi, Tex. (IV) | 8.66 | 1.02 | 9.68 | Riverside, Calif. (IV) | 11.20 | 3.80 | 15.00 |
| Dallas, Tex. (II) | 9.74 | 1.15 | 10.88 | Sacramento, Calif. (III) | 11.62 | 3.78 | 15.39 |
| Fort Worth, Tex. (III) | 9.75 | 1.02 | 10.77 | San Diego, Calif. (II) | 11.43 | 3.40 | 14.83 |
| Houston, Tex. (I) | 10.10 | 1.53 | 11.63 | San Francisco, Calif. (II) | 11.97 | 4.17 | 16.14 |
| New Orleans, La. (II) | 9.72 | 1.17 | 10.90 | Santa Ana, Calif. (IV) | 10.73 | 3.58 | 14.31 |
| San Antonio, Tex. (II) | 8.87 | 1.45 | 10.32 | Seattle, Wash. (II) | 11.28 | 2.33 | 13.61 |
| | | | | Spokane, Wash. (IV) | 10.94 | 2.00 | 12.95 |

See footnotes at end of table.

Table A-6. Average wage rates and employer contributions for six benefits, journeymen and laborers: Selected cities by region—Continued

(Average union hourly wage rates and employer contributions¹ in the building trades by city, July 1, 1977)

| City by region ² | Average rate per hour | Average employer contribution per hour ¹ | Average rate plus employer contribution per hour ¹ | City by region ² | Average rate per hour | Average employer contribution per hour ¹ | Average rate plus employer contribution per hour ¹ |
|---------------------------------------|-----------------------|---|---|---|-----------------------|---|---|
| Helpers and laborers | | | | | | | |
| All cities | \$8.03 | \$1.77 | \$9.79 | Great Lakes | \$8.73 | \$1.67 | \$10.39 |
| New England | 7.89 | 1.25 | 9.14 | Akron, Ohio (III) | 9.50 | 1.21 | 10.71 |
| Boston, Mass. (I) | 7.90 | 1.34 | 9.24 | Chicago, Ill. (I) | 8.59 | 1.65 | 10.24 |
| New Bedford, Mass. (IV) | 8.10 | 1.30 | 9.40 | Cincinnati, Ohio (III) | 9.98 | 1.10 | 11.08 |
| New Haven, Conn. (IV) | 7.75 | 1.09 | 8.84 | Cleveland, Ohio (II) | 10.00 | 2.42 | 12.43 |
| Providence, R.I. (IV) | 7.80 | 1.35 | 9.15 | Columbus, Ohio (II) | 8.02 | 1.34 | 9.36 |
| Stamford, Conn. (IV) | 7.79 | 1.05 | 8.84 | Detroit, Mich. (I) | 9.00 | 2.42 | 11.42 |
| Middle Atlantic | 8.62 | 2.22 | 10.84 | Flint, Mich. (IV) | 7.86 | 1.58 | 9.44 |
| Albany, N.Y. (IV) | 8.57 | 1.77 | 10.34 | Grand Rapids, Mich. (IV) | 6.49 | 1.42 | 7.91 |
| Buffalo, N.Y. (III) | 8.29 | 2.99 | 11.28 | Hammond, Ind. (IV) | 8.29 | 1.09 | 9.38 |
| New York, N.Y. (I) | 8.89 | 2.70 | 11.60 | Indianapolis, Ind. (II) | 7.69 | 1.04 | 8.73 |
| Newark, N.J. (III) | 8.33 | 1.62 | 9.96 | Milwaukee, Wis. (II) | 9.08 | 2.04 | 11.12 |
| Philadelphia, Pa. (I) | 8.34 | 1.61 | 9.95 | Minneapolis-St. Paul, Minn. (III) | 8.41 | 1.35 | 9.76 |
| Pittsburgh, Pa. (II) | 8.73 | 1.67 | 10.41 | Rockford, Ill. (IV) | 9.12 | .95 | 10.08 |
| Rochester, N.Y. (III) | 8.02 | 2.61 | 10.63 | Toledo, Ohio (III) | 10.44 | 1.55 | 11.99 |
| Scranton, Pa. (IV) | 8.96 | .91 | 9.87 | Middle West | 8.16 | 1.31 | 9.48 |
| Border States | 7.16 | .79 | 7.95 | Kansas City, Mo. (II) | 8.16 | 1.34 | 9.50 |
| Baltimore, Md. (II) | 7.09 | .82 | 7.91 | Omaha, Nebr. (III) | 7.80 | 1.15 | 8.95 |
| Louisville, Ky. (III) | 7.49 | .82 | 8.32 | St. Louis, Mo. (II) | 9.05 | 1.74 | 10.79 |
| Norfolk, Va. (III) | 5.37 | .38 | 5.75 | Wichita, Kans. (III) | 7.10 | .75 | 7.85 |
| Washington, D.C. (II) | 8.31 | 1.04 | 9.35 | Mountain | 7.75 | 1.21 | 8.96 |
| Southeast | 6.13 | .65 | 6.77 | Denver, Colo. (II) | 7.11 | 1.08 | 8.19 |
| Atlanta, Ga. (III) | 6.03 | .51 | 6.54 | Phoenix, Ariz. (II) | 8.34 | 1.91 | 10.26 |
| Chattanooga, Tenn. (IV) | 6.23 | .46 | 6.69 | Salt Lake City, Utah (IV) | 7.70 | .76 | 8.46 |
| Huntsville, Ala. (IV) | 4.87 | .65 | 5.52 | Pacific | 8.19 | 3.11 | 11.31 |
| Jacksonville, Fla. (II) | 5.36 | .45 | 5.81 | Fremont, Calif. (IV) | 8.72 | 3.64 | 12.36 |
| Memphis, Tenn. (II) | 6.49 | .58 | 7.07 | Fresno, Calif. (IV) | 8.47 | 3.73 | 12.20 |
| Miami, Fla. (III) | 6.80 | 1.40 | 8.20 | Honolulu, Hawaii (III) | 7.62 | 2.09 | 9.71 |
| Nashville-Davidson, Tenn. (III) | 6.20 | .59 | 6.79 | Long Beach, Calif. (III) | 8.08 | 3.33 | 11.41 |
| St. Petersburg, Fla. (IV) | 6.34 | 1.04 | 7.38 | Los Angeles, Calif. (I) | 7.89 | 3.34 | 11.22 |
| Southwest | 6.46 | .58 | 7.04 | Portland, Oreg. (III) | 8.39 | 2.43 | 10.82 |
| Corpus Christi, Tex. (IV) | 5.23 | .39 | 5.63 | Riverside, Calif. (IV) | 8.51 | 3.61 | 12.12 |
| Dallas, Tex. (II) | 6.52 | .60 | 7.12 | Sacramento, Calif. (III) | 8.58 | 3.94 | 12.53 |
| Fort Worth, Tex. (III) | 6.44 | .68 | 7.12 | San Diego, Calif. (II) | 8.15 | 3.18 | 11.33 |
| Houston, Tex. (I) | 7.63 | .71 | 8.34 | San Francisco, Calif. (II) | 8.91 | 3.53 | 12.44 |
| New Orleans, La. (II) | 7.25 | .46 | 7.71 | Santa Ana, Calif. (IV) | 7.90 | 3.37 | 11.27 |
| San Antonio, Tex. (II) | 5.37 | .64 | 6.01 | Seattle, Wash. (II) | 8.70 | 1.95 | 10.66 |
| | | | | Spokane, Wash. (IV) | 7.82 | 2.01 | 9.83 |

¹ Includes employer contributions to insurance (life insurance, hospitalization, medical, surgical, and other similar types of health and welfare programs); pension funds; vacation payments; supplemental unemployment benefits; savings funds; and paid holidays, as provided in labor-management contracts. Averages presented are for a straight-time hour; in actual practice, however, some employer payments are calculated for total hours worked or gross payroll.

Average refers to all workers in the classification, including those for whom employer contributions were not specified in their particular contracts. Such situations were included in the average computation as zero contributions.

Some contracts also provide payments to other funds, such as for education and promotion. Information on payments to these funds was not included in these tabulations.

² See table A-2, footnote 2, for definitions of regions. Population size is shown in parentheses as follows: Group I = 1,000,000 or more; Group II = 500,000 to 1,000,000; Group III = 250,000 to 500,000; and Group IV = 100,000 to 250,000.

NOTE: Because of rounding, sums of individual items may not equal totals.

Appendix B. Scope and Method of Survey

Union wage rates and hours reported in this bulletin were agreed on through collective bargaining between trade unions and employers and are defined as (1) the basic (minimum) rates (excluding holiday, vacation, or other benefit payments made regularly or credited to the worker each pay period), and (2) the maximum number of weekly hours at straight-time rates. Wage rates exceeding the negotiated minimum, which may be paid for special qualifications or other reasons, are excluded. Thus, rates shown do not represent total hourly earnings of building trades workers.

Information presented for the building trades is based on union rates in effect on July 1, 1977, covering approximately 597,000 journeymen and 127,000 helpers and laborers in the 66 cities surveyed. Data were obtained from local union officials by mail questionnaire; in some instances, Bureau economists visited local union officials to obtain the desired information.

The survey was designed to reflect union wage rates in building construction in all cities of 100,000 inhabitants or more (1970 Census of Population). All cities that had 500,000 inhabitants or more were studied separately, as were most cities with 250,000 to 500,000 inhabitants. Data for some cities were weighted to com-


pensate for cities not surveyed. In order to provide appropriate regional representation, each region was considered separately when city weights were assigned.

Average wage rates, designed to show current levels, were based on building trades wage rates in each city as of July 1, 1977. The wage rates were weighted by the number of union members at the rate in the area. These averages were not designed for precise year-to-year comparisons because of fluctuations in membership in the job classifications studied. Average cents-per-hour and percent changes from July 1, 1976, to July 1, 1977, however, were based on comparable quotations for the various job classifications in both periods, weighted by the membership reported for the current (1977) survey. The index series, designed for trend purposes, was constructed similarly.

Wage and hour information is presented in table 20 for workers in street and highway and other heavy construction (including railroads, tunnels, subways, elevated highways, viaducts, dams, bridges, reservoirs, hydroelectric projects, pipelines, transmission and telephone lines, radio towers, etc.). These rates were not used to calculate averages or indexes in this publication.

Keep Abreast of Employment, Wages, Prices, Productivity, with BLS Periodicals


Subscriptions to BLS periodicals are available from Superintendent of Documents, Government Printing Office, Washington, D. C. 20402. For subscriptions to foreign countries, add 25 percent to all prices. Make all checks payable to the Superintendent of Documents.




Monthly Labor Review . . . the oldest and most authoritative Government research journal in economics and social sciences. Regular features include reviews of books, developments in industrial relations, labor cases.
\$16 a year.




Current Wage Developments . . . reports on specific wage and benefit changes from collective bargaining agreements. Includes data on strikes or lockouts, major agreements expiring, and statistics on compensation changes.
\$12 a year.



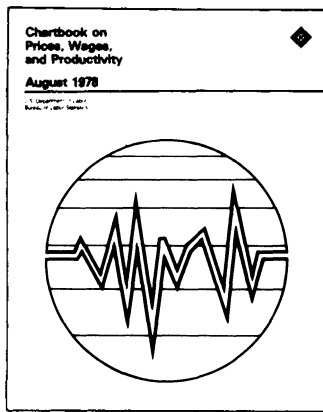
Employment and Earnings . . . gives current employment and earnings statistics for the Nation as a whole, for individual States, and for more than 200 areas. Included are household and establishment data, seasonally and not seasonally adjusted.
\$18 a year.




Occupational Outlook Quarterly . . . helps students and guidance counselors learn about new occupations, training opportunities, salary trends, and career counseling programs. Written in nontechnical language and illustrated in color.
\$4, four issues.



CPI Detailed Report . . . is the most comprehensive report on monthly consumer price indexes and rates of change. Includes data on commodity and service groups for 23 cities.
\$12 a year.

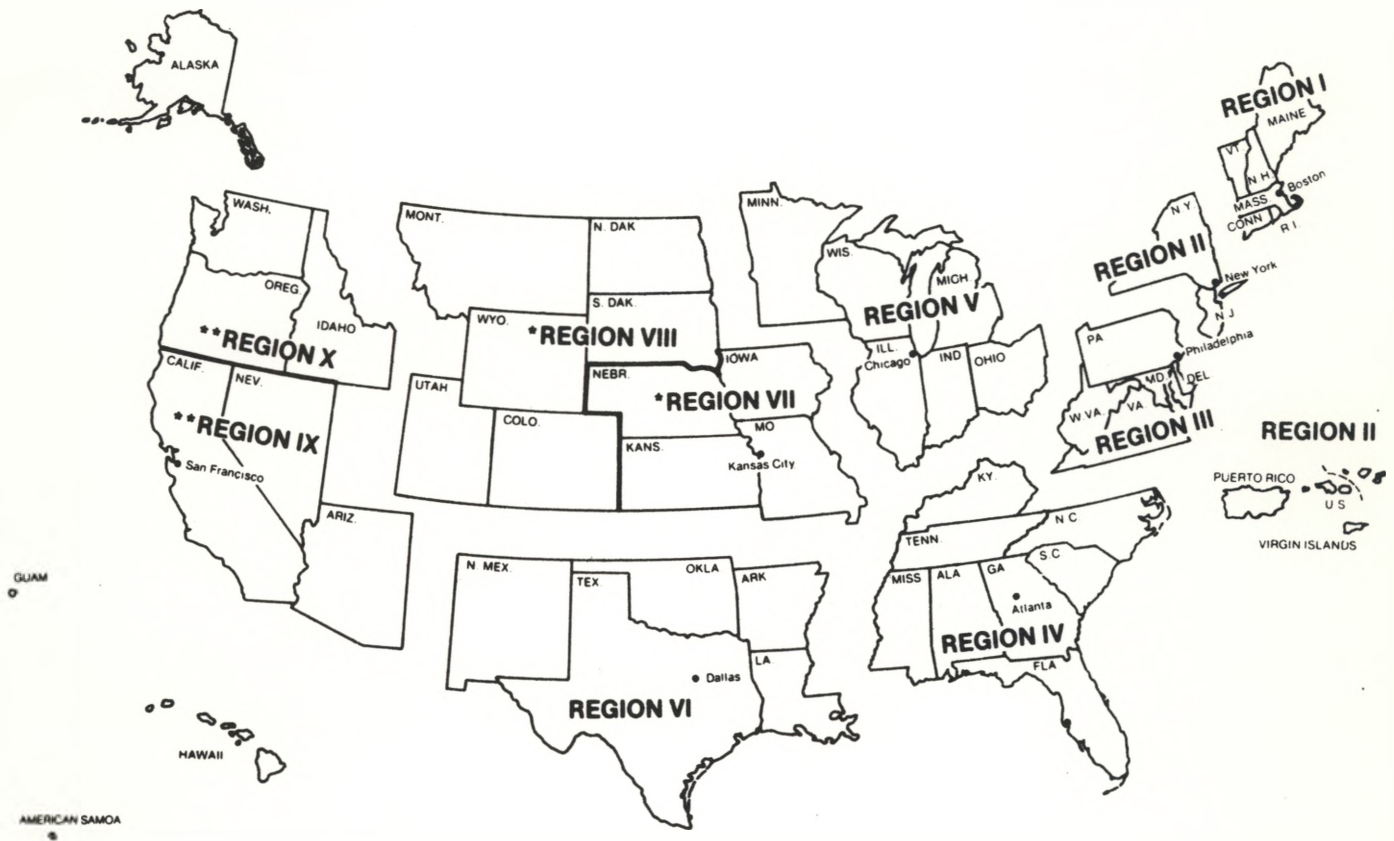


Chartbook on Prices, Wages, and Productivity . . . reports trends in key economic indicators and makes comparisons in both tabular and graphic form month-to-month and within historic context.
\$11 a year.



Producer Prices and Price Indexes . . . includes price movements of industrial commodities and farm products, processed foods and feeds. Tables and charts give greater detail than available in other published material.
\$16 a year.

Bureau of Labor Statistics Regional Offices



Region I

1603 JFK Federal Building
Government Center
Boston, Mass. 02203
Phone: (617) 223-6761

Region II

Suite 3400
1515 Broadway
New York, N.Y. 10036
Phone: (212) 399-5405

Region III

3535 Market Street
P.O. Box 13309
Philadelphia, Pa. 19101
Phone: (215) 596-1154

Region IV

1371 Peachtree Street, NE
Atlanta, Ga. 30309
Phone: (404) 881-4418

Region V

9th Floor
Federal Office Building
230 S. Dearborn Street
Chicago, Ill. 60604
Phone: (312) 353-1880

Region VI

Second Floor
555 Griffin Square Building
Dallas, Tex. 75202
Phone: (214) 749-3516

Regions VII and VIII*

911 Walnut Street
Kansas City, Mo. 64106
Phone: (816) 374-2481

Regions IX and X**

450 Golden Gate Avenue
Box 36017
San Francisco, Calif. 94102
Phone: (415) 556-4678

* Regions VII and VIII are serviced
by Kansas City

**Regions IX and X are serviced
by San Francisco