


# Union Wages and Hours: Building Trades July 1, 1976



U.S. Department of Labor  
Bureau of Labor Statistics  
1977

Bulletin 1972



SOUTHWEST MISSOURI STATE  
UNIVERSITY LIBRARY  
U. S. DEPOSITORY COPY

SEP 22 1977

# Union Wages and Hours: Building Trades July 1, 1976

---

U.S. Department of Labor  
Ray Marshall, Secretary  
Bureau of Labor Statistics  
Julius Shiskin, Commissioner  
1977

Bulletin 1972



---

For sale by the Superintendent of Documents, U.S. Government Printing Office  
Washington, D.C. 20402

Stock No. 028-001-02049-0



## Preface

The Bureau of Labor Statistics conducts annual surveys of wage rates and weekly straight-time hours for specified crafts or jobs as provided in labor-management agreements in the construction, printing, local transit, and local trucking industries. A biennial survey of grocery stores also is included in this program. Wage rates and hours presented are those in effect July 1, as reported to the Bureau by the appropriate labor organization officials in each of the surveyed cities.

Preliminary listings of union wage rates and hours for construction employees in each city were issued earlier. Copies of these are available from the Bureau of Labor Statistics, Washington, D.C. 20212, or any of its regional offices listed on the inside back cover of this bulletin.

This study of construction wage rates was conducted in the Bureau's Office of Wages and Industrial Relations. This bulletin was prepared by Mark Sieling in the Division of Occupational Wage Structures. It provides a comprehensive account of the current study and includes indexes of union wage rates for building trades employees for 1907-76. Field work for the survey was conducted by the Bureau's Assistant Regional Commissioners for Operations.

Material in this publication is in the public domain and may be reproduced without permission of the Federal Government. Please credit the Bureau of Labor Statistics and cite the name and number of the publication.



# Contents

	<i>Page</i>
Summary . . . . .	1
Industry characteristics . . . . .	1
Wage trends . . . . .	2
Trade averages . . . . .	2
Regional and city averages . . . . .	2
Fringe benefits . . . . .	4
Wage rates by type of construction . . . . .	4
Weekly hours . . . . .	4
 Chart: Average hourly wage rates for journeymen as a percent of rates for helpers and laborers, all building trades, 1907-76 . . . . .	 3
 Text tables:	
1. Annual percent increases in average union hourly wage rates, all building trades, 1966-76 . . . . .	2
2. Wage rates, benefits, and benefits as a proportion of total hourly wages and benefits, all building trades, 1966-76 . . . . .	4
 Reference tables:	
1. Wage rate indexes: United States . . . . .	6
2. Wage rate indexes by trade: United States . . . . .	7
3. Weekly hours indexes: United States . . . . .	9
4. Weekly hours indexes by trade: United States . . . . .	10
5. Average wage rates and employer contributions to funds by trade: United States . . . . .	12
6. Cents-per-hour and percent changes in average wage rates by trade: United States . . . . .	13
7. Cents-per-hour changes in wage rates by trade: United States . . . . .	14
8. Percent changes in wage rates by trade: United States . . . . .	15
9. Wage rate distribution by trade: United States . . . . .	16
10. Weekly hours: United States . . . . .	17
11. Average wage rates by trade: Regions . . . . .	18
12. Average wage rates plus employer contributions to funds: Regions . . . . .	19
13. Cents-per-hour and percent changes in average wage rates by trade: Regions . . . . .	20
14. Average wage rates and employer contributions to funds: Selected cities by population group . . . . .	22
15. Average wage rates and employer contributions to funds: Selected cities by region . . . . .	23
16. Average wage rates and employer contributions to funds, journeymen, and laborers: Selected cities by population group . . . . .	24
17. Average wage rates and employer contributions to funds, journeymen, and laborers: Selected cities by region . . . . .	26
18. Cents-per-hour and percent changes in average wage rates: Selected cities by population group . . . . .	28
19. Cents-per-hour and percent changes in average wage rates: Selected cities by region . . . . .	29
20. Wage rates, hours, and employer contributions to funds: Selected cities . . . . .	30
 Appendix: Scope and method of study . . . . .	 134



# Building Trades, July 1, 1976

## Summary

Average union wage rates for building trades workers increased 6.5 percent between July 1, 1975, and July 1, 1976, in cities of at least 100,000 inhabitants.<sup>1</sup> Excluding 1971 through 1973, when wage controls were in effect, this increase was the smallest annual gain since a 5.6-percent increase was reported in 1966-67.<sup>2</sup> By comparison, a 7.3-percent increase was reported for the July 1975-76 period in the Bureau's Hourly Earnings Index which covers production and nonsupervisory workers in private nonfarm industries.

The July 1975-76 average increase for journeymen was 6.5 percent, compared with 6.6 percent for helpers and laborers, on the national level. Wage rates for journeymen averaged \$9.92 an hour on July 1, 1976; helpers and laborers averaged \$7.54 an hour.

Regionally, average wage rates were highest in the Middle Atlantic and Pacific States, and lowest in the Southwest and Southeast. When cities were grouped by population size, the average was highest for the size group containing the six largest cities (those with at least 1 million inhabitants) and lowest for the groups of smaller cities studied (100,000 to 250,000 inhabitants). Among regional and city size groupings, however, considerable overlapping of city averages was noted.

Employer contributions to insurance, pension, and vacation funds continued to increase in relative importance. On the average, these contributions accounted for 17 percent of the total 1976 wage and benefit package—nearly two and one-half times the corresponding 7-percent figure for 1965, the first year that benefits were included in the survey.

## Industry characteristics

Workers covered by this study were union members pri-

<sup>1</sup> Beginning in 1976, a new city sample was selected from cities with 100,000 to 500,000 inhabitants; the probability selection process resulted in the addition of 20 cities not previously studied, the deletion of 24 cities, and the retention of 20 cities from that size group. The 26 cities with at least one-half million inhabitants were also retained. Trends for 1975-76 were linked to the existing index using the new city sample; 1976 averages also reflect the new sample.

<sup>2</sup> The Construction Industry Stabilization Committee (CISC) was established on March 29, 1971, to review proposed wage and fringe benefit increases in the construction industry. The CISC's authority expired on Apr. 30, 1974.

marily engaged in construction of commercial and residential buildings.<sup>3</sup> These workers are generally employed by two types of firms: (1) General contractors, who may perform a wide variety of tasks in the construction of buildings, including site management; and (2) special trades contractors, who are primarily engaged in one type of activity, such as carpentry, electrical work, or painting. Special trades contractors usually do jobs on a subcontract basis for general contractors. Both kinds of contractors are usually small, and employ workers in only a few of the building trades.

Of the 33 trades included in survey averages, the largest by far was carpenters, accounting for about one-fourth of the union membership within the scope of the survey. Other numerically important trades include building laborers—the largest of the helper/laborer categories—bricklayers, electricians, painters, pipefitters, plumbers, and sheet-metal workers.<sup>4</sup>

Union workers in the construction industry are organized into craft groups that have local jurisdiction over specific types of work, such as carpentry or plumbing. Unions whose pay scales are reported in this survey are affiliated with the Building and Construction Trades Department of the AFL-CIO. The largest of these affiliates is the United Brotherhood of Carpenters and Joiners of America.

Although, usually the craft organization is highly localized, there are multitrade and national or regional elements to bargaining. For example, the same union often organizes two allied trades or more, such as bricklayers and stonemasons, painters and paperhangers, and reinforcing and structural iron workers. Certain unions, such as the International Brotherhood of Electrical Workers, have nationwide clauses reflected in their local contracts. Others, like elevator constructors, tie their rates to an average of those for several key trades in a locality. Also, in some parts of the country, such as California, several trades bargain together in areas covering all or part of a State or States.

<sup>3</sup> Wage rates for workers in heavy and highway construction are shown in table 20. These rates, however, were not used in calculating any of the indexes or averages in other tables in this bulletin. Also excluded from the survey indexes and averages are wage rates for operating engineers shown in the building construction section of table 20.

<sup>4</sup> For a more detailed account of the characteristics of the construction industry, see *Industry Wage Survey: Contract Construction, September 1972*, Bulletin 1853 (Bureau of Labor Statistics, 1975), pp. 1-6, and *Contract Clauses in Construction Agreements*, Bulletin 1864 (Bureau of Labor Statistics, 1975).



**Text table 1. Annual percent increases in average union hourly wage rates, all building trades, 1966-76**

Year	All building trades workers	Journeyman	Helpers and laborers
July to July:			
1966-67 .....	5.6	5.6	5.7
1967-68 .....	6.6	6.7	6.4
1968-69 .....	8.3	8.4	7.6
1969-70 .....	11.6	11.4	12.5
1970-71 .....	11.8	11.6	12.7
1971-72 .....	6.4	6.6	5.4
1972-73 .....	5.0	4.8	5.7
1973-74 .....	7.8	7.6	9.1
1974-75 .....	8.6	8.7	8.0
1975-76 .....	6.5	6.5	6.6

### Wage trends

Wage rates advanced an average of 6.5 percent between July 1, 1975 and July 1, 1976, for the 33 building trades classifications studied. This increase, which amounted to 6.5 percent for journeymen and 6.6 percent for helpers and laborers, raised the wage rate index (1967=100) for all such trades to 200.5 (table 1).

Excluding the 1971-73 period, when the size of wage increases was monitored and controlled by the Construction Industry Stabilization Committee, the 6.5-percent increase during the July 1, 1975-76 period was the smallest since a 5.6-percent increase was recorded in 1966-67<sup>5</sup> (text table 1).

Between 1966 and 1976, wage rates advanced at an average annual rate (compounded) of 7.7 percent—an annual rate of 8.7 percent in the first half of the period and 6.8 percent in 1971-76.

During the year ended July 1, 1976, wage rates increased for slightly less than nine-tenths of the workers studied. Slightly more than three-tenths of the workers had gains of 2 percent and under 6 percent; one-fourth, between 6 and 8 percent; and three-tenths, 8 percent or more (tables 7 and 8).

Among the trades studied, the largest percentage increases were reported for slate and tile roofers—9.9 percent, and boilermakers—9.3 percent (table 6). Average increases for the journeyman trades typically were between 6 and 8 percent; for helpers and laborers, they usually were between 5 and 7 percent. Wage indexes for selected trades are shown in table 2.

The Southwest region reported the largest average annual wage rate increase between July 1975 and July

<sup>5</sup> Information on a somewhat more limited scale indicates that the pace of construction increases slowed somewhat over the 6 months following the July 1, 1976, annual study. The Bureau's quarterly survey of seven major building trades showed an average increase of 5.8 percent over the year ended Apr. 1, 1977. The trades included in the survey account for almost two-thirds of the membership in the 33 trades within the scope of the annual study.

1976—11.7 percent—reflecting in part wage gains of 11 percent or more reported in Corpus Christi, Dallas, Fort Worth, and Houston. The smallest average increase among the regions was 3.2 percent in New England with about one-half of all workers studied in that region reporting increases of less than 3 percent. Table 13 shows, however, that the increases by trade varied considerably within individual regions. (For changes in scales by city, see tables 18 and 19.)

Over the past 50 years the gap between the (standardized) wage rates<sup>6</sup> of skilled and unskilled union workers in the building trades has lessened fairly constantly. In 1925, the wage rates of building trades journeymen were 93 percent above those of unskilled workers; in 1976, the differential was 32 percent. (chart).<sup>7</sup> This differential was the same as in 1975, reflecting a stable relationship between the two groups during the 12 months ended July 1, 1976.

### Trade averages

Union wage rates in the building trades averaged \$9.48 on July 1, 1976 (table 5). Journeymen averaged \$9.92, and helpers and laborers \$7.54.

All but about 4 percent of the union members covered by the study were under collective bargaining agreements providing wage rates of between \$6.50 and \$12 an hour; the middle 50 percent of the array fell between \$8.69 and \$10.48.

Among the journeymen classifications studied, average wage rates were highest for pipefitters (\$10.63) and elevator constructors (\$10.61) and lowest for slate and tile roofers (\$9.16), and glaziers (\$9.23). Average hourly rates for the nine helper-laborer classifications studied ranged from \$7.88 for marble setters' helpers to \$5.90 for composition roofers' helpers. As shown in table 9, wage rates within each trade were widely dispersed.

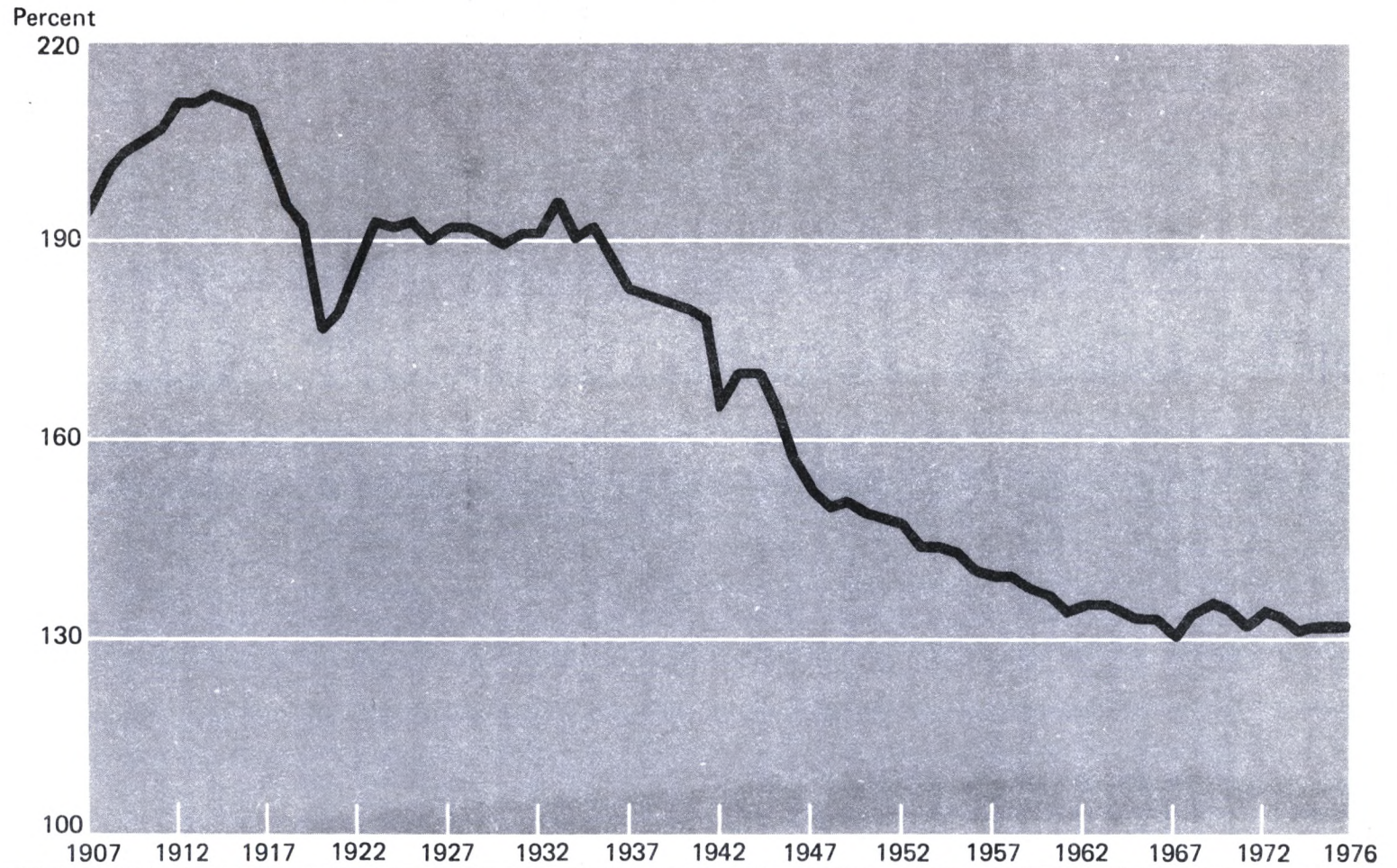
### Regional and city averages

Among the nine regions studied, average wage rates were highest in the Pacific (\$9.98) and Middle Atlantic (\$9.98) regions, and lowest in the Southwest (\$8.18) and Southeast (\$8.26) (table 11). When fringe benefit payments were

<sup>6</sup> To minimize the effects of changes in membership composition of the 2 major groups, journeymen's wages and helpers' and laborers' wages were "standardized" by weighting the 1967 average wage rates for these 2 groups by levels of their wage indexes (1967=100) in the years being studied. For example, the standardized wage rate for journeymen in 1976 was computed as follows: \$5.09 (wage in 1967) weighted by 200.3 (index for 1976) yields \$10.20, the comparable figure for helpers and laborers, \$3.83, weighted by 201.9 yields \$7.73. The differential is thus 32 percent.

<sup>7</sup> For details on the relationship of journeymen's wages to those of helpers and laborers from 1907 to 1968, see "Wage Differentials in the Building Trades," *Monthly Labor Review*, October 1969, pp. 14-17.

**Average hourly wage rates for journeymen as a percent of rates for helpers and laborers, all building trades, 1907-76.**



added to wages (table 12), the percentage differentials between highest paying and lowest paying regions grew from 22 to 43 percent, reflecting, in part, relatively smaller employer contributions to benefit funds in the lower paying regions.

When cities were grouped by population size, average rates and wages plus employer benefit payments were highest for cities of at least 1 million inhabitants, and lowest for cities having populations of 100,000 to 250,000 (table 14).

However, city size seemed less important than other factors, such as location or variation in bargaining power among union locals, in determining wage rates. For example, 12 of the 20 cities in size group IV (100,000 to 250,000) had average wage rates higher than the \$9.11 for Houston—one of the six largest cities.

When the cities were grouped by region, the importance of location was apparent. For example, the average wage levels for the four California cities studied in the smallest size group were all higher than the regional averages reported in all but the Pacific Coast, Great Lakes, and Middle Atlantic States (table 15). Tables 16 and 17 show wage and fringe benefit averages for journeymen and helpers and laborers in the selected cities, grouped by population size and by region, respectively.

*Fringe benefits.* Payments to insurance, pension, and vacation funds continued to increase in relative importance (text table 2). On July 1, 1976, employer contributions for these fringe benefits accounted for 17 percent of the wage-plus-benefit average of \$11.43 for all building trades workers, compared with 16 percent a year earlier. This ratio increased by 1 to 2 full percentage points over the year in 11 of the 45<sup>8</sup> cities studied separately in both periods and by 2 or more percentage points in 4 cities; it declined in 3 of the 45 comparable cities—Dallas, Omaha, and Salt Lake City—and, just by less than one-half of 1 percentage point.

The importance of fringe benefits to the total wage-fringe package varied by geographic location. The Pacific Coast region reported the highest proportion of fringe benefits to wages plus benefits—23 percent. Each of the nine California cities studied reported that 23 to 25 percent of wages plus benefits were payments for insurance, pensions, and vacations; among cities studied outside the Pacific Coast, only in New York did the proportion reach the 23-percent mark. Benefit payments were typically least significant for cities in the Southeast, the Southwest, and in the Border States, usually making up between 7 and 12 percent of the overall package.

#### Wage rates by type of construction

Table 20 presents wage rates, hours, and selected benefit payments for unionized building trades, street, highway,

<sup>8</sup> For this tabulation, Minneapolis and St. Paul were considered as 1 city.

**Text table 2. Wage rates, benefits, and benefits as a proportion of total hourly wages and benefits, all building trades, 1966-76**

Year	Wage rate	Benefit	Wage rate plus benefit	Benefit as percent of rate plus benefit
All building trades				
1966 . . . .	\$4.59	\$0.39	\$ 4.98	7.8
1967 . . . .	4.83	0.44	5.27	8.3
1968 . . . .	5.14	0.54	5.68	9.5
1969 . . . .	5.54	0.64	6.17	10.4
1970 . . . .	6.18	0.80	6.97	11.5
1971 . . . .	6.88	0.95	7.82	12.1
1972 . . . .	7.27	1.06	8.34	12.7
1973 . . . .	7.62	1.21	8.83	13.7
1974 . . . .	8.14	1.45	9.59	15.1
1975 . . . .	8.88	1.68	10.56	15.9
1976 . . . .	9.48	1.95	11.43	17.1
Journeymen				
1966 . . . .	\$4.83	\$0.41	\$ 5.24	7.8
1967 . . . .	5.09	0.47	5.55	8.5
1968 . . . .	5.43	0.58	6.00	9.7
1969 . . . .	5.87	0.68	6.54	10.4
1970 . . . .	6.54	0.84	7.39	11.4
1971 . . . .	7.28	0.99	8.27	12.0
1972 . . . .	7.69	1.10	8.79	12.5
1973 . . . .	8.02	1.26	9.28	13.6
1974 . . . .	8.55	1.50	10.05	14.9
1975 . . . .	9.32	1.74	11.06	15.7
1976 . . . .	9.92	2.02	11.94	16.9
Helpers and laborers				
1966 . . . .	\$3.67	\$0.30	\$ 3.97	7.6
1967 . . . .	3.83	0.36	4.19	8.6
1968 . . . .	4.05	0.42	4.47	9.4
1969 . . . .	4.33	0.49	4.82	10.2
1970 . . . .	4.86	0.61	5.47	11.2
1971 . . . .	5.43	0.78	6.22	12.5
1972 . . . .	5.68	0.92	6.61	13.9
1973 . . . .	6.06	1.02	7.08	14.4
1974 . . . .	6.53	1.25	7.79	16.0
1975 . . . .	7.06	1.44	8.51	16.9
1976 . . . .	7.54	1.64	9.18	17.9

NOTE: Because of rounding, sum of wage rate and benefit may not equal wage rate plus benefit.

and other heavy construction in each of 66 cities. Rates for street and highway and other heavy construction projects were usually the same as, or lower than, rates for the same trade and city in the building sector. Differentials by type of construction were far more common for carpenters, cement finishers, operating engineers, and laborers than for structural iron workers. Most local unions contacted in the Bureau's first heavy/highway construction survey in 1972 reported their members to be completely mobile among the three types of construction.

#### Weekly hours

Straight-time hours averaged 39.3 per week on July 1, 1976, about the same as in 1975 (table 10). Slightly over

four-fifths of the members within the scope of the study had straight-time schedules of 40 hours; most of the other workers were scheduled for 35 hours. The number of

weekly hours before overtime premiums are paid has changed very little in the past decade, as shown in tables 3 and 4.

**Table 1. Wage rate indexes: United States**

(Indexes of union hourly wage rates in the building trades, 1907-1976)

(1967=100)

Date	All trades	Journeyman	Helpers and laborers
1907: May 15	7.7	8.2	5.6
1908: May 15	8.2	8.8	5.8
1909: May 15	8.6	9.2	6.0
1910: May 15	9.0	9.6	6.2
1911: May 15	9.1	9.7	6.2
1912: May 15	9.3	9.9	6.2
1913: May 15	9.5	10.2	6.4
1914: May 1	9.8	10.4	6.5
1915: May 1	9.9	10.5	6.6
1916: May 15	10.2	10.8	6.8
1917: May 15	10.8	11.6	7.5
1918: May 15	12.0	12.7	8.6
1919: May 15	13.8	14.5	10.0
1920: May 15	18.5	19.3	14.5
1921: May 15	18.9	19.7	14.6
1922: May 15	17.7	18.6	13.3
1923: May 15	19.6	20.5	14.1
1924: May 15	21.1	22.1	15.3
1925: May 15	21.9	22.9	15.8
1926: May 15	23.4	24.5	17.2
1927: May 15	24.2	25.3	17.5
1928: May 15	24.3	25.5	17.7
1929: May 15	24.6	25.8	18.0
1930: May 15	25.7	26.9	18.9
1931: May 15	25.7	27.0	18.8
1932: May 15	22.0	23.1	16.1
1933: May 15	21.4	22.5	15.3
1934: May 15	21.0	22.6	15.8
1935: May 15	21.8	22.9	15.9
1936: May 15	22.5	23.6	16.8
1937: May 15	24.1	25.2	18.3
1938: May 15	26.3	27.5	20.1
1939: July 1	26.5	27.6	20.3
1940: July 1	26.9	28.0	20.7
1941: June 1	27.9	29.0	21.7
1942: July 1	29.6	30.7	23.8
1943: July 1	29.8	30.8	24.1
1944: July 1	30.1	31.0	24.3
1945: July 1	30.7	31.6	25.5
1946: July 1	34.2	35.0	29.6
1947: July 1	39.1	39.9	34.6
1948: July 1	43.3	44.0	39.1
1949: July 1	45.1	45.9	40.5
1950: July 1	47.0	47.8	42.7
1951: July 1	50.1	50.8	45.6
1952: July 1	53.2	53.9	48.6
1953: July 1	55.9	56.5	52.0
1954: July 1	58.0	58.6	54.2
1955: July 1	60.0	60.6	56.5
1956: July 1	62.8	63.3	59.9
1957: July 1	66.0	66.5	63.4
1958: July 1	69.0	69.5	66.5
1959: July 1	72.4	72.7	70.7
1960: July 1	75.4	75.5	74.0
1961: July 1	78.4	78.4	77.5
1962: July 1	81.3	81.4	80.3
1963: July 1	84.2	84.4	83.2
1964: July 1	87.3	87.4	86.8
1965: July 1	90.0	90.9	90.8
1966: July 1	94.7	94.7	94.6
1967: July 1	100.0	100.0	100.0
1968: July 1	106.6	106.7	105.9
1969: July 1	115.4	115.7	113.9
1970: July 1	128.8	128.9	128.1
1971: July 1	144.0	143.9	144.4
1972: July 1	153.2	153.4	152.2
1973: July 1	160.8	160.8	160.8
1974: July 1	173.4	173.0	175.4
1975: July 1	188.3	188.1	189.4
1976: July 1	200.5	200.3	201.9





**Table 3. Weekly hours indexes: United States**

(Indexes of union weekly hours in the building trades, 1907-76).

(1967=100)

Date	All trades	Journeyman	Helpers and laborers
1907: May 15	125.1	123.8	129.8
1908: May 15	123.2	122.0	127.1
1909: May 15	121.5	120.5	124.4
1910: May 15	120.0	119.1	122.2
1911: May 15	119.6	118.7	122.0
1912: May 15	119.2	118.3	121.6
1913: May 15	119.0	118.0	121.6
1914: May 1	118.4	117.7	120.9
1915: May 1	118.3	117.6	120.8
1916: May 15	117.9	117.1	120.5
1917: May 15	117.6	116.9	120.0
1918: May 15	117.0	116.2	119.6
1919: May 15	116.4	115.8	118.5
1920: May 15	115.9	115.3	117.7
1921: May 15	115.8	115.2	117.7
1922: May 15	115.8	115.3	117.4
1923: May 15	115.9	115.4	117.6
1924: May 15	115.9	115.4	117.6
1925: May 15	115.9	115.4	117.4
1926: May 15	115.7	115.2	117.1
1927: May 15	115.5	114.8	117.1
1928: May 15	114.8	114.0	117.0
1929: May 15	113.8	113.3	114.7
1930: May 15	110.6	110.0	112.1
1931: May 15	109.3	108.5	111.2
1932: May 15	107.3	106.6	108.7
1933: May 15	107.0	106.2	108.2
1934: May 15	103.0	102.3	104.8
1935: May 15	102.2	101.5	104.1
1936: May 15	102.2	101.5	104.3
1937: May 15	102.6	101.9	104.7
1938: June 1	100.9	100.1	103.0
1939: June 1	100.7	100.0	102.8
1940: June 1	100.6	100.0	102.2
1941: June 1	101.0	100.5	102.5
1942: July 1	101.8	101.8	101.6
1943: July 1	101.7	102.0	100.9
1944: July 1	101.9	102.2	100.9
1945: July 1	101.9	102.2	100.9
1946: July 1	100.9	101.1	100.2
1947: July 1	100.8	100.9	100.2
1948: July 1	100.8	101.0	100.1
1949: July 1	100.9	101.1	100.1
1950: July 1	101.0	101.2	100.1
1951: July 1	100.9	101.1	100.0
1952: July 1	100.9	101.1	100.2
1953: July 1	100.9	101.1	100.2
1954: July 1	100.9	101.1	100.2
1955: July 1	100.9	101.1	100.2
1956: July 1	100.9	101.1	100.2
1957: July 1	100.9	101.1	100.2
1958: July 1	100.8	101.0	100.2
1959: July 1	100.8	101.0	100.2
1960: July 1	100.7	100.9	100.2
1961: July 1	100.6	100.8	100.2
1962: July 1	100.5	100.7	100.2
1963: July 1	100.3	100.5	100.1
1964: July 1	100.3	100.5	100.1
1965: July 1	100.2	100.4	100.1
1966: July 1	100.1	100.2	100.1
1967: July 1	100.0	100.0	100.0
1968: July 1	100.0	100.0	100.0
1969: July 1	100.1	100.1	100.0
1970: July 1	99.9	99.9	99.9
1971: July 1	99.8	99.8	99.9
1972: July 1	99.8	99.8	99.9
1973: July 1	99.6	99.8	99.0
1974: July 1	99.6	99.8	99.0
1975: July 1	99.8	100.0	99.0
1976: July 1	99.8	100.0	99.0







**Table 5. Average wage rates and employer contributions to funds by trade: United States**

(Average union hourly wage rates and employer contributions<sup>1</sup> in the building trades, July 1, 1976)

Trade	Average rate per hour	Average employer contribution <sup>1</sup> per hour	Average rate plus employer contribution <sup>1</sup> per hour
All building trades.....	\$9.48	\$1.55	\$11.43
Journeymen.....	9.92	2.02	11.94
Asbestos workers.....	9.72	2.10	11.81
Boilermakers.....	10.19	2.02	12.21
Bricklayers.....	9.95	2.00	11.95
Carpenters.....	9.71	1.97	11.68
Cement finishers.....	9.42	2.05	11.48
Electricians (inside wiremen)....	10.44	1.86	12.31
Elevator constructors.....	10.61	1.58	12.18
Glaziers.....	9.23	1.55	10.77
Lathers.....	9.67	1.53	11.19
Machinists.....	9.85	.84	10.69
Marble setters.....	9.47	1.71	11.18
Mosaic and terrazzo workers.....	9.68	2.11	11.79
Painters.....	9.29	1.35	10.64
Paperhangers.....	9.28	1.49	10.77
Pipefitters.....	10.63	2.55	13.18
Plasterers.....	9.56	1.68	11.23
Plumbers.....	10.27	2.49	12.76
Reinforcing iron workers.....	9.75	2.31	12.06
Roofers, composition.....	9.40	1.70	11.10
Roofers, slate and tile.....	9.16	1.70	10.86
Sheet-metal workers.....	10.12	2.10	12.22
Stonemasons.....	9.92	1.85	11.77
Structural-iron workers.....	10.00	2.52	12.51
Tile layers.....	9.34	1.70	11.04
Helpers and laborers.....	7.54	1.64	9.18
Bricklayers' tenders.....	7.79	1.48	9.27
Building laborers.....	7.48	1.74	9.22
Composition roofers' helpers.....	5.90	1.04	6.94
Elevator constructors' helpers....	7.49	1.42	8.91
Marble setters' helpers.....	7.88	1.54	9.42
Plasterers' laborers.....	7.68	1.47	9.16
Plumbers' laborers.....	7.29	1.21	8.50
Terrazzo workers' laborers.....	7.82	.93	8.75
Tile layers' helpers.....	7.81	1.37	9.18

<sup>1</sup> Includes employer contributions to insurance (life insurance, hospitalization, medical, surgical, and other similar types of health and welfare programs) and pension funds and vacation payments to a fund or to the workers as provided in labor-management contracts. Averages presented are for a straight-time hour; in actual practice, however, some employer payments are calculated for total hours worked or gross payroll.

Average refers to all workers in the classification, including those for whom em-

ployer contributions were not specified in their particular contracts. Such situations were included in the average computation as zero contributions.

Some contracts also provide additional payments to other funds such as holidays, apprenticeship, and unemployment benefits. Information on payments to these funds was not collected.

NOTE: Because of rounding, sums of individual items may not equal totals.

**Table 6. Cents-per-hour and percent changes average in wage rates by trade: United States**

(Changes in union hourly wage rates in the building trades, July 1, 1975-July 1, 1976)

Trade	Amount of change July 1, 1975 to July 1, 1976	
	Cents per hour	Percent
All building trades.....	58	6.5
Journeyman.....	61	6.5
Asbestos workers.....	76	8.5
Boilermakers.....	87	9.3
Bricklayers.....	52	5.5
Carpenters.....	55	6.0
Cement finishers.....	57	6.5
Electricians (inside wiremen)....	65	6.7
Elevator constructors.....	89	9.2
Glaziers.....	59	6.6
Lathers.....	42	4.5
Machinists.....	62	6.7
Marble setters.....	41	4.5
Mosaic and terrazzo workers.....	62	6.9
Painters.....	64	7.5
Paperhangers.....	57	6.5
Pipefitters.....	71	7.2
Plasterers.....	65	7.2
Plumbers.....	66	6.9
Reinforcing iron workers.....	63	6.9
Roofers, composition.....	53	6.0
Roofers, slate and tile.....	82	9.9
Sheet-metal workers.....	58	5.9
Stonemasons.....	51	5.4
Structural-iron workers.....	56	6.0
Tile layers.....	61	7.0
Helpers and laborers.....	46	6.6
Bricklayers' tenders.....	42	5.7
Building laborers.....	46	6.6
Composition roofers' helpers....	29	5.2
Elevator constructors' helpers..	62	9.0
Marble setters' helpers.....	36	4.7
Plasterers' laborers.....	56	7.9
Plumbers' laborers.....	43	6.3
Terrazzo workers' laborers.....	65	9.1
Tile layers' helpers.....	49	6.7

NOTE: Variations in the size of annual increases from survey to survey may reflect, in part, timing of negotiations in relation to the July 1 survey reference date. Increases indicated reflect rates available and payable on the survey date, and do not include increases made later that are retroactive to July 1 or before. Such retroactive increases are included in the wage rates reported in the following year's survey.

**Table 7. Cents-per-hour changes in wage rates by trade: United States**

(Cents-per-hour changes in union hourly wage rates and percent of building tradesworkers affected, July 1, 1975-76)

Trade	Percent of union workers affected by change	Percent of total workers affected by change of-													
		No change	Under \$0.20	\$0.20 and under \$0.30	\$0.30	\$0.40	\$0.50	\$0.60	\$0.70	\$0.80	\$0.90	\$1.00	\$1.20	\$1.40	\$1.60 and over
All building trades.....	89.8	9.9	3.4	5.3	7.6	8.5	15.5	12.7	15.7	5.8	3.5	6.3	2.1	1.5	1.4
Journeyman.....	90.0	9.7	2.6	5.1	6.9	7.7	15.1	12.4	17.4	6.1	2.9	6.8	2.5	1.9	1.8
Asbestos workers.....	95.7	4.3	-	4.4	1.6	10.0	7.6	11.4	16.4	8.9	11.2	17.2	3.0	3.8	2
Boilermakers.....	55.1	.9	-	-	-	-	14.5	15.2	1.2	26.3	2.6	35.1	-	-	4.2
Ericklayers.....	93.2	6.7	8.0	5.1	11.4	11.6	15.0	11.4	21.5	1.1	1.7	4.6	-	1.4	.3
Carpenters.....	87.8	12.2	1.6	4.7	4.5	6.9	22.6	12.5	20.4	3.0	3.9	3.2	3.8	2	.0
Cement finishers.....	81.5	18.4	2.0	5.7	3.0	4.6	13.6	6.7	6.6	5.5	10.2	15.7	2.7	1.2	-
Electricians (inside wirers).....	85.8	14.2	3.5	2.8	6.1	12.4	15.0	5.6	10.8	2.5	3.5	8.8	2.7	6.8	2.6
Elevator constructors.....	100.0	-	3.9	3.1	5.3	1.5	8.8	23.5	9.4	5.4	7.9	6.5	6.5	6.7	9.2
Glaziers.....	90.8	9.2	3.7	7.7	5.7	12.3	10.7	19.3	7.8	4.3	6.4	4.8	5.6	1.5	.7
Lathers.....	77.9	19.7	9.1	6.8	8.1	22.0	6.0	2.5	6.0	1.9	4.1	4.0	2.9	2.3	-
Machinists.....	73.0	23.4	-	1.3	-	.4	15.0	25.8	2.4	-	1.6	3.7	22.7	-	1
Marble setters.....	66.7	30.4	.5	7.2	10.4	6.7	6.4	12.1	9.1	9.7	1.9	.3	.8	-	1.7
Mosaic and terrazzo workers.....	92.2	6.3	.5	2.5	2.9	2.4	16.2	5.4	54.1	1.0	4.7	.3	1.3	-	.8
Painters.....	96.1	3.9	(1)	5.7	18.9	8.6	12.4	9.5	16.1	2.2	2.2	14.3	2.0	1	4.1
Paperhangers.....	96.6	3.4	-	13.7	15.4	12.8	5.1	21.3	7.4	-	1.0	13.1	.4	-	2.4
Pipefitters.....	56.6	1.6	.5	3.4	6.0	5.4	9.6	15.0	28.7	14.2	1.1	8.0	.4	.8	3.4
Flasterers.....	87.6	12.0	13.5	2.5	2.7	6.6	9.6	3.3	12.5	11.5	2.8	11.7	.5	3.0	6.2
Plumbers.....	97.0	1.8	1.4	8.0	8.0	1.0	8.4	18.8	33.0	3.0	8.1	1.9	1.5	1.4	2.2
Reinforcing iron workers.....	92.6	7.4	2.6	(1)	10.7	4.0	16.6	10.6	8.6	28.3	2.2	4.2	3.1	1.5	.1
Roofers, composition.....	92.3	7.7	8.2	.5	7.5	15.2	18.4	18.8	5.4	7.3	-	9.1	-	1.5	-
Roofers, slate and tile.....	97.8	2.2	6.2	1.0	3.9	8.8	15.8	5.2	20.5	6.2	-	11.4	7.0	.4	13.4
Sheet-metal workers.....	86.7	13.3	2.5	12.6	5.2	8.8	10.0	16.1	11.1	5.9	4.2	4.0	1.4	-	5.0
Stonemasons.....	92.6	7.4	12.1	6.6	5.4	15.6	15.0	10.7	10.5	(1)	1.9	5.8	3.9	1.2	-
Structural-iron workers.....	80.6	19.4	2.3	(1)	5.8	8.5	8.1	12.9	12.9	16.5	2.9	6.0	.9	3.6	.1
Tile layers.....	98.0	1.4	6.4	13.2	11.2	9.6	14.1	7.1	7.6	6.7	4.3	8.6	8.3	1	.7
Helpers and laborers.....	85.1	10.8	7.1	6.3	10.7	14.2	17.5	14.1	8.4	4.3	1.8	4.4	.2	1	.0
Ericklayers' tenders.....	90.4	9.3	26.5	5.9	2.3	11.1	18.2	4.7	13.6	.9	.7	5.8	.8	-	-
Building laborers.....	88.0	12.0	2.8	5.9	11.8	15.8	18.1	16.4	7.1	4.9	1.7	3.5	-	-	-
Composition roofers' helpers.....	82.5	12.6	6.1	4.6	5.7	-	5.1	-	11.6	.8	-	2.0	-	-	-
Elevator constructors' helpers.....	100.0	-	1.5	7.7	9.9	30.3	12.3	11.9	3.6	4.5	2.7	15.0	-	-	.3
Marble setters' helpers.....	79.6	20.1	2.2	11.9	34.1	1.2	15.9	7.7	.7	2.6	(7)	.2	-	2.8	.3
Flasterers' laborers.....	92.5	7.5	7.9	6.5	6.2	4.4	16.6	13.8	20.0	1.8	.9	13.1	-	1.3	-
Plumbers' laborers.....	99.5	.5	9.7	2.0	40.1	-	14.5	26.4	1.5	5.0	-	-	-	-	-
Terrazzo workers' laborers.....	94.3	5.7	4.5	5.1	11.6	2.0	8.1	11.1	13.5	24.3	.8	.9	8.5	2.9	.3
Tile layers' helpers.....	85.1	12.3	5.2	12.3	13.9	6.7	9.7	7.7	.1	4.6	17.8	.3	-	2.2	.5

<sup>1</sup> Less than 0.05 percent.

NOTE: Because of rounding, sums of individual items may not equal totals.

**Table 8. Percent changes in wage rates by trade: United States**

(Percent changes in union hourly wage rates and percent of building tradesworkers affected, July 1, 1975-76)

Trade	Percent of union workers affected by change	Percent of total workers affected by change of-														
		No change	Less than 2 percent	2 and under 3	3	4	5	6	7	8	10	12	14	16	18	20 and over
All building trades.....	89.8	9.9	3.0	4.7	6.5	8.1	11.7	13.0	10.4	14.2	7.8	4.0	3.0	1.1	0.6	1.7
Journeymen.....	90.0	9.7	2.5	5.1	5.7	9.0	12.9	12.3	10.0	15.1	7.4	4.4	2.3	1.0	.2	2.1
Asbestos workers.....	95.7	4.3	-	4.4	1.6	2.7	10.7	16.1	8.2	13.5	19.3	12.3	1.2	3.6	1.9	-
Boilermakers.....	99.1	.9	-	-	-	-	4.7	15.0	17.8	25.5	12.9	19.1	-	-	-	4.2
Bricklayers.....	93.2	6.7	8.0	6.9	4.5	13.5	17.0	8.8	23.0	4.5	1.2	4.3	-	1.4	-	.3
Carpenters.....	87.8	12.2	1.6	4.7	4.0	7.7	22.0	6.4	6.5	22.6	4.9	3.3	3.8	.2	(1)	-
Cement finishers.....	81.5	18.4	3.0	8.7	.6	4.2	9.1	9.8	4.4	11.4	10.5	14.6	2.8	2.4	-	-
Electricians (inside wires).....	85.8	14.2	2.6	3.1	11.9	12.5	7.1	14.5	3.3	7.8	4.4	5.8	2.7	1.6	-	8.6
Elevator constructors.....	100.0	-	3.9	1.8	6.5	1.5	6.8	25.3	5.4	12.9	4.5	15.2	3.6	10.6	-	1.9
Glaziers.....	90.8	9.2	.8	10.5	4.9	6.3	7.5	16.8	10.4	12.8	10.6	1.9	4.7	1.6	1.2	.7
Lathers.....	77.9	19.7	9.1	8.8	19.8	4.2	8.5	3.1	3.1	11.5	4.0	.6	2.9	-	-	2.3
Machinists.....	73.0	23.4	-	1.3	-	.4	12.5	2.5	(1)	29.8	26.4	-	-	-	-	.1
Marble setters.....	66.7	30.4	1.9	5.4	4.5	10.0	6.5	11.8	9.5	11.2	1.9	1.7	.3	.1	-	1.7
Mosaic and terrazzo workers.....	92.2	6.3	.9	1.0	4.0	1.1	5.1	11.6	56.4	8.3	.9	.8	1.0	.3	-	.8
Painters.....	96.1	3.9	(1)	2.8	8.5	19.0	9.1	6.3	8.6	15.5	18.1	1.1	2.9	.5	.7	3.0
Paperhangers.....	96.6	3.4	-	2.5	16.1	16.4	7.4	23.1	7.0	3.8	12.0	3.6	2.4	-	.5	1.9
Pipefitters.....	96.6	1.6	1.1	2.8	5.0	9.4	15.3	22.6	12.9	11.8	8.2	3.3	.8	.7	-	2.7
Plasterers.....	87.6	12.0	11.5	4.5	-	8.9	5.0	9.1	1.9	15.2	13.5	7.9	-	2.1	1.8	6.2
Plumbers.....	97.0	1.8	1.4	8.5	7.5	4.6	5.3	28.8	17.8	6.8	9.1	3.8	1.4	-	-	2.2
Reinforcing iron workers.....	92.6	7.4	2.8	7.3	2.2	5.8	4.0	8.0	23.1	29.1	1.6	5.9	-	2.9	.1	-
Roofers, composition.....	92.3	7.7	8.2	-	7.6	13.1	11.1	12.4	16.2	7.2	14.5	.1	-	1.9	-	-
Roofers, slate and tile.....	97.8	2.2	6.2	.6	1.8	1.5	15.8	5.7	15.5	14.1	5.4	10.5	-	.4	7.0	13.4
Sheet-metal workers.....	86.7	13.3	4.2	9.9	6.3	8.1	7.3	16.0	6.2	11.0	8.7	.8	3.2	1.0	-	3.6
Stonemasons.....	92.6	7.4	12.1	6.6	3.1	16.1	15.4	11.8	12.3	2.8	3.6	3.7	3.9	1.2	-	-
Structural-iron workers.....	80.6	19.4	2.3	3.8	2.5	9.2	6.8	10.4	13.4	19.7	5.9	4.4	-	2.2	.1	-
Tile layers.....	98.0	1.4	3.6	9.4	8.2	11.5	13.3	5.7	15.2	5.7	13.0	11.1	.1	.3	-	.7
Helpers and laborers.....	89.1	10.8	5.3	2.8	9.8	4.1	6.6	16.1	12.2	10.4	9.8	2.0	5.7	1.7	2.4	.2
Bricklayers' tenders.....	90.4	9.3	23.2	3.4	5.9	1.2	7.8	9.9	12.3	7.0	5.3	5.3	5.6	1.8	1.9	-
Building laborers.....	88.0	12.0	1.4	2.6	10.5	4.5	6.1	18.3	13.3	10.4	10.7	-	6.4	1.3	2.6	-
Composition roofers' helpers.....	83.5	12.6	2.7	1.4	6.1	21.9	26.3	2.2	3.3	16.8	-	-	-	2.8	-	-
Elevator constructors' helpers.....	100.0	-	-	1.9	7.6	.9	8.1	32.4	3.8	15.3	4.4	10.0	3.8	10.4	-	1.4
Marble setters' helpers.....	79.6	20.1	2.2	10.3	9.9	25.9	2.3	2.3	4.7	15.7	.7	2.4	-	.2	-	3.0
Plasterers' laborers.....	92.5	7.5	4.7	5.2	5.9	3.5	6.4	9.6	3.9	17.7	15.3	5.3	3.1	3.4	8.5	-
Plumbers' laborers.....	99.5	.5	9.7	-	25.5	5.6	5.8	3.7	13.9	8.4	22.9	3.7	-	.2	-	-
Terrazzo workers' laborers.....	94.3	5.7	.8	4.7	5.4	.4	6.2	5.8	9.3	25.5	10.3	13.3	8.8	.6	-	3.2
Tile layers' helpers.....	85.1	12.3	4.5	1.2	13.6	11.1	7.8	3.1	5.9	9.5	6.2	19.1	-	.3	-	2.6

<sup>1</sup> Less than 0.05 percent.

NOTE: Because of rounding, sums of individual items may not equal totals.

**Table 9. Wage rate distribution by trade: United States**

(Percent distribution of building tradesworkers by union hourly wage rates, July 1, 1976)

Trade	Average rate per hour	Percent of union journeymen whose rates per hour were-													
		Under \$7.40	\$7.40	\$7.80	\$8.20	\$8.60	\$9.00	\$9.40	\$9.80	\$10.20	\$10.60	\$11.00	\$11.40	\$11.80	\$12.20 and over
Journeymen.....	\$9.92	1.9	0.9	2.6	5.3	6.8	12.6	17.3	14.3	13.3	13.2	5.2	5.8	1.7	1.0
Asbestos workers.....	9.72	-	1.6	3.2	.3	10.5	30.1	12.1	11.3	15.0	3.4	5.7	1.2	1.6	-
Boilermakers.....	10.19	-	-	-	-	10.1	24.3	7.6	8.2	1.7	28.1	.4	6.2	13.4	-
Bricklayers.....	9.95	.2	-	4.7	4.3	2.2	7.1	17.8	20.9	16.2	23.8	-	2.8	-	-
Carpenters.....	9.71	2.9	.5	4.4	2.4	5.9	13.8	24.9	17.8	11.2	11.2	3.4	1.6	-	-
Cement finishers.....	9.42	2.5	2.5	4.1	5.1	6.8	10.6	33.7	16.5	8.6	2.8	-	2.0	.4	-
Electricians.....	10.44	.2	-	.2	1.5	1.5	13.2	8.7	9.3	21.3	20.9	8.4	3.3	4.3	7.2
Elevator constructors.....	10.61	-	-	1.1	.7	5.1	12.3	2.2	11.7	12.8	19.6	15.1	.5	15.0	5.5
Glaziers.....	9.23	.9	4.1	8.5	2.7	16.4	17.5	27.7	11.9	8.4	.8	-	1.0	-	-
Lathers.....	9.67	.4	3.1	5.2	5.6	5.8	21.0	14.9	18.8	3.4	18.6	2.4	-	.7	-
Machinists.....	9.85	-	-	25.8	-	-	-	23.0	10.0	-	4.0	13.6	22.1	1.6	-
Marble setters.....	9.47	2.1	1.2	2.7	7.9	6.6	10.8	43.4	9.3	3.6	10.3	.4	.1	1.4	-
Mosaic and terrazzo workers.....	9.68	2.0	3.1	2.5	1.4	4.7	11.4	5.3	59.4	5.2	4.3	.8	-	.0	-
Painters.....	9.29	2.4	5.4	4.4	5.9	29.2	11.7	14.7	6.5	7.7	12.8	1.1	.0	.2	-
Paperhangers.....	9.28	-	9.5	2.3	17.4	18.1	12.9	9.8	6.2	.5	23.4	-	-	-	-
Pipefitters.....	10.63	.1	-	.5	-	2.2	8.4	9.0	13.9	15.1	9.4	6.3	28.5	5.7	.4
Plasterers.....	9.56	.5	1.0	1.7	3.6	19.0	18.4	19.2	15.9	17.6	1.6	2.4	.7	1.2	-
Flumbers.....	10.27	.2	.7	-	8.3	2.9	11.5	9.6	15.0	17.1	14.4	3.8	18.2	.8	-
Reinforcing iron workers.....	9.75	13.3	-	-	3.2	3.7	5.9	9.3	10.2	10.5	13.0	22.9	1.5	1.9	-
Roofers, composition.....	9.40	6.4	3.3	7.0	7.7	3.7	15.4	19.5	6.3	12.6	10.3	5.8	-	2.0	-
Roofers, slate and tile.....	9.16	6.0	2.5	2.5	14.5	6.6	27.8	10.0	16.0	10.2	2.0	1.8	-	(1)	-
Sheet-metal workers.....	10.12	.0	-	.6	5.1	6.6	10.6	13.1	19.1	13.7	10.6	6.5	12.7	-	1.4
Stonemasons.....	9.92	.0	-	1.3	4.3	7.2	5.7	14.4	22.2	34.2	10.6	-	.1	-	-
Structural-iron workers.....	10.00	2.9	.5	-	2.8	3.7	8.5	28.5	6.8	14.4	13.6	14.9	2.3	1.2	-
Tile layers.....	9.34	4.8	3.5	2.6	9.6	17.7	16.6	10.5	5.0	16.9	.1	7.8	-	1.0	-

Trade	Average rate per hour	Percent of union helpers and laborers whose rates per hour were-														
		Under \$4.40	\$4.40 and under \$4.80	\$4.80	\$5.20	\$5.60	\$6.00	\$6.40	\$6.80	\$7.20	\$7.60	\$8.00	\$8.40	\$8.80	\$9.20 and over	
Helpers and laborers.....	\$7.54	0.1	3.7	2.0	0.7	2.9	5.3	3.7	13.0	7.6	21.6	21.1	5.1	6.1	1.3	1.7
Bricklayers' tenders.....	7.79	-	1.5	3.2	1.0	2.7	6.2	1.6	7.6	5.8	16.7	16.1	7.3	24.0	1.7	.7
Building laborers.....	7.48	-	4.4	1.3	.4	2.3	5.1	3.6	15.2	6.8	24.9	24.1	8.1	1.6	1.0	1.2
Composition roofers' helpers.....	5.90	20.5	19.0	4.5	1.5	8.3	5.4	5.6	14.0	.8	7.7	1.1	3.8	1.9	5.5	-
Elevator constructors' helpers.....	7.49	-	(1)	.1	(1)	2.0	6.0	12.8	10.0	20.9	15.6	22.7	5.6	-	-	.3
Marble setters' helpers.....	7.88	-	-	1.3	.8	(1)	2.2	13.3	5.1	15.2	.5	29.1	19.1	11.0	1.1	1.1
Plasterers' laborers.....	7.68	-	1.3	8.5	2.3	6.1	7.2	1.8	7.1	8.9	8.4	9.7	14.2	6.0	2.5	10.1
Flumbers' laborers.....	7.29	.2	5.7	-	3.3	23.6	-	6.0	8.9	-	12.4	5.6	13.7	10.1	4.5	-
Terrazzo workers' laborers.....	7.82	-	4.1	6.5	.4	2.6	11.8	7.6	7.4	2.4	.8	3.0	8.2	26.4	7.3	11.2
Tile layers' helpers.....	7.61	-	3.8	6.0	.6	1.4	1.6	5.2	4.2	7.9	11.9	4.6	43.8	6.5	.4	1.6

<sup>1</sup> Less than 0.05 percent.

NOTE: Because of rounding, sums of individual items may not equal totals.

**Table 10. Weekly hours: United States**

(Percent distribution of union building tradesworkers by standard weekly hours, July 1, 1976)

Trade	Average weekly hours	Percent of union members having a workweek of~						
		Under 35 hours	35 hours	36 hours	37.5 hours	Over 37.5 and under 40 hours	40 hours	Other
All building trades.....	39.3	(1)	11.7	3.1	0.7	(1)	84.5	(1)
Journeymen.....	39.2	(1)	12.6	3.7	.9	(1)	82.7	(1)
Asbestos workers.....	39.2	-	15.1	-	-	-	84.9	-
Boilermakers.....	39.5	-	7.6	-	3.6	-	88.8	-
Bricklayers.....	39.0	-	15.4	-	1.0	-	79.6	-
Carpenters.....	39.2	-	13.9	3.5	-	-	82.6	(1)
Cement finishers.....	39.6	-	8.3	-	-	-	91.7	-
Electricians (inside wires)....	39.2	-	14.4	1.7	2.5	-	81.5	-
Elevator constructors.....	39.5	-	10.4	-	-	-	89.6	-
Glaziers.....	39.7	-	4.5	.4	-	2.8	92.3	-
Lathers.....	39.2	-	15.4	1.9	-	-	82.8	-
Machinists.....	40.0	-	-	-	-	-	100.0	-
Marble setters.....	39.4	-	12.6	-	-	-	87.4	-
Mosaic and terrazzo workers....	39.5	-	10.6	-	-	-	89.4	-
Painters.....	38.7	-	25.8	1.0	-	-	73.2	-
Paperhangers.....	39.0	-	16.4	5.3	-	-	78.3	-
Pipefitters.....	38.9	.4	7.2	16.5	.3	-	75.2	-
Plasterers.....	39.3	.5	11.2	2.0	-	-	85.9	-
Plumbers.....	38.8	-	11.3	14.5	1.9	-	72.3	-
Reinforcing iron workers.....	39.9	-	2.6	-	-	-	97.4	-
Roofers, composition.....	39.3	-	13.1	1.3	-	-	85.6	-
Roofers, slate and tile.....	39.1	-	17.4	.2	-	-	82.4	-
Sheet-metal workers.....	39.4	-	8.9	-	4.5	-	86.6	-
Stonemasons.....	38.8	-	22.9	-	2.3	-	74.7	-
Structural-iron workers.....	39.9	-	2.7	-	-	-	97.3	-
Tile layers.....	40.0	-	-	-	-	-	100.0	-
Helpers and laborers.....	39.6	-	7.7	.2	-	-	92.2	-
Bricklayers' tenders.....	38.8	-	22.7	.5	-	-	76.9	-
Building laborers.....	35.8	-	4.6	-	-	-	95.4	-
Composition roofers' helpers....	40.0	-	.8	-	-	-	99.2	-
Elevator constructors' helpers..	39.3	-	14.2	-	-	-	85.8	-
Marble setters' helpers.....	39.5	-	9.2	-	-	-	90.8	-
Plasterers' laborers.....	39.7	-	3.5	2.1	-	-	94.3	-
Plumbers' laborers.....	40.0	-	-	-	-	-	100.0	-
Terrazzo workers' laborers.....	39.5	-	10.7	-	-	-	89.3	-
Tile layers' helpers.....	40.0	-	.8	-	-	-	99.2	-

<sup>1</sup> Less than 0.05 percent.

NOTE: Because of rounding, sums of individual items may not equal totals.



**Table 11. Average wage rates by trade: Regions**

(Average union hourly wage rates in the building trades, by region, <sup>1</sup> July 1, 1976)

Trade	Region									
	United States	New England	Middle Atlantic	Border States	South-east	South-west	Great Lakes	Middle West	Mountain	Pacific
All building trades.....	\$9.48	\$9.38	\$9.98	\$8.90	\$8.26	\$8.18	\$9.79	\$9.35	\$8.87	\$9.98
Journeyman.....	9.92	9.77	10.48	9.53	8.72	8.67	10.11	9.77	9.48	10.43
Asbestos workers.....	9.72	9.33	10.32	9.41	8.63	9.31	9.56	9.56	9.14	10.72
Boilermakers.....	10.19	10.66	10.60	9.51	8.80	9.00	10.60	9.59	10.81	11.38
Bricklayers.....	5.55	9.90	10.63	9.26	9.02	8.99	10.18	9.49	9.72	9.88
Carpenters.....	9.71	9.54	10.39	9.55	8.50	8.35	10.05	9.64	9.02	9.90
Cement finishers.....	9.42	9.87	10.01	9.02	8.27	8.45	9.73	9.46	8.67	9.46
Electricians (inside wirers)....	10.44	10.05	11.60	10.00	9.06	9.46	10.58	10.20	10.34	10.45
Elevator constructors.....	10.61	10.24	10.71	10.20	9.25	9.08	11.20	10.54	9.93	11.44
Glaziers.....	9.23	9.38	9.70	8.97	8.15	7.95	9.38	9.51	9.23	9.43
Lathers.....	9.67	9.56	10.04	9.13	8.52	8.55	9.46	9.65	8.62	10.60
Machinists.....	9.85	9.50	10.48	10.40	9.46	7.90	10.61	9.84	-	11.14
Marble setters.....	9.47	9.73	9.33	9.29	8.96	9.48	9.66	8.76	8.61	9.77
Mosaic and terrazzo workers....	9.68	9.72	9.87	8.31	8.85	8.55	9.52	8.43	8.51	10.44
Painters.....	9.29	9.25	9.24	8.64	8.04	8.41	9.15	9.31	8.72	10.36
Paperhangers.....	9.28	8.92	9.21	9.66	8.16	8.40	8.85	9.44	8.74	10.33
Pipefitters.....	10.63	10.35	10.88	9.96	9.32	9.36	10.47	10.51	10.00	11.53
Plasterers.....	9.56	9.39	9.96	9.26	8.58	8.95	9.76	9.43	9.10	9.85
Plumbers.....	10.27	10.27	10.31	9.56	9.33	8.82	10.13	10.35	9.79	11.45
Reinforcing iron workers.....	9.75	10.08	10.43	9.77	8.91	7.24	10.66	9.39	9.67	10.79
Roofers, composition.....	9.40	9.25	10.07	7.73	8.26	7.29	10.33	8.67	8.77	9.46
Roofers, slate and tile.....	9.16	9.64	9.81	7.07	8.19	7.71	9.52	8.65	8.47	9.44
Sheet-metal workers.....	10.12	9.93	10.82	9.52	9.11	8.96	10.15	10.33	9.67	10.49
Stonemasons.....	9.92	9.95	10.07	9.81	9.02	9.59	10.01	9.47	9.85	10.08
Structural-iron workers.....	10.00	9.67	10.72	9.77	8.66	8.41	10.17	9.20	9.89	10.60
Tile layers.....	9.34	9.73	9.16	7.65	8.47	8.99	9.61	8.73	8.67	9.58
Helpers and laborers.....	7.54	7.63	8.19	6.70	5.82	5.89	8.04	7.70	6.96	7.90
Bricklayers' tenders.....	7.75	7.73	8.65	6.39	5.74	6.15	8.00	7.70	7.63	8.43
Building laborers.....	7.48	7.50	8.04	6.80	5.74	5.60	8.00	7.95	6.85	7.78
Composition roofers' helpers....	5.90	7.93	6.65	4.44	5.15	2.70	7.20	-	-	6.13
Elevator constructors' helpers....	7.49	7.26	7.83	7.03	6.50	6.37	7.76	7.22	6.78	8.19
Marble setters' helpers.....	7.88	8.70	8.19	8.24	7.74	6.80	8.95	8.64	7.93	7.10
Plasterers' laborers.....	7.68	7.75	8.32	7.96	6.03	5.68	8.26	8.55	7.65	9.53
Plumbers' laborers.....	7.29	-	8.43	6.10	5.89	-	8.49	8.91	6.71	7.57
Terrazzo workers' laborers.....	7.82	9.77	8.65	6.23	5.55	6.40	8.70	9.03	7.01	8.56
Tile layers' helpers.....	7.81	8.66	8.16	6.17	5.38	6.61	8.87	7.85	8.04	8.10

<sup>1</sup> The regions referred to in this study include: New England—Connecticut, Maine, Massachusetts, New Hampshire, Rhode Island, and Vermont; Middle Atlantic—New Jersey, New York, and Pennsylvania; Border States—Delaware, District of Columbia, Kentucky, Maryland, Virginia, and West Virginia; South-east—Alabama, Florida, Georgia, Mississippi, North Carolina, South Carolina, and Tennessee; South-west—Arkansas, Louisiana, Oklahoma, and Texas; Great Lakes—Illinois, Indiana, Michigan, Minnesota, Ohio, and Wisconsin; Middle West—Iowa, Kansas, Missouri, Nebraska, North Dakota, and South Dakota; Mountain—Arizona, Colorado, Idaho, Montana, New Mexico, Utah, and Wyoming; Pacific—Alaska, California, Nevada, Oregon, and Washington, Hawaii was excluded from the survey.

**Table 12. Average wage rates plus employer contributions to funds: Regions**

(Average union hourly wage rates plus employer contributions<sup>1</sup> in the building trades by regions<sup>2</sup>, July 1, 1976)

Trade	Region									
	United States	New England	Middle Atlantic	Border States	South-east	South-west	Great Lakes	Middle West	Mountain	Pacific
All building trades.....	\$11.43	\$11.01	\$12.33	\$9.97	\$9.20	\$9.06	\$11.69	\$10.90	\$10.51	\$12.52
Journeymen.....	11.94	11.50	12.53	10.70	9.73	9.62	12.09	11.40	11.25	13.36
Asbestos workers.....	11.81	11.80	12.29	10.69	10.13	10.75	12.70	11.58	11.11	13.33
Boilermakers.....	12.21	12.50	13.18	11.14	10.40	10.50	12.79	11.25	13.01	13.61
Bricklayers.....	11.95	11.45	13.98	10.24	5.81	9.74	12.12	11.66	11.07	12.17
Carpenters.....	11.68	10.91	13.11	10.51	9.33	9.11	11.55	11.02	10.79	12.74
Cement finishers.....	11.48	11.08	12.71	9.77	8.88	9.16	11.48	11.54	10.70	12.65
Electricians (inside wiremen)....	12.31	12.24	13.61	11.22	10.51	10.52	12.52	11.95	12.32	13.47
Elevator constructors.....	12.18	11.67	12.69	11.62	10.63	10.45	12.69	11.84	11.34	13.42
Glaziers.....	10.77	10.67	11.31	9.86	9.11	8.94	10.66	11.08	10.14	11.85
Lathers.....	11.19	10.58	12.25	9.62	9.41	9.50	11.14	9.78	9.99	12.54
Machinists.....	10.69	10.76	11.29	11.26	9.46	8.25	11.54	11.09	-	12.12
Marble setters.....	11.18	11.20	11.16	10.46	5.76	9.80	11.37	9.60	9.53	12.22
Mosaic and terrazzo workers.....	11.79	11.16	11.77	5.28	5.76	8.84	12.34	9.08	9.77	12.59
Painters.....	10.64	10.69	10.52	9.48	8.72	9.02	10.41	10.17	10.52	12.21
Paperhangers.....	10.77	10.06	10.36	10.13	8.72	9.12	10.20	10.41	10.09	12.62
Pipefitters.....	13.18	12.31	12.55	11.51	10.53	11.04	12.71	13.27	11.73	15.68
Plasterers.....	11.23	10.36	11.77	5.61	9.44	9.55	11.30	10.47	10.87	12.74
Plumbers.....	12.76	12.22	12.84	10.95	10.75	9.80	12.42	12.35	11.53	15.63
Reinforcing iron workers.....	12.06	12.32	13.25	11.31	9.87	8.45	13.05	11.11	12.11	14.16
Roofers, composition.....	11.10	11.14	12.77	6.38	5.02	7.72	12.07	9.55	9.70	11.09
Roofers, slate and tile.....	10.86	11.46	11.62	7.40	8.61	8.18	11.63	10.57	9.89	11.64
Sheet-metal workers.....	12.22	12.05	12.94	11.14	10.38	9.92	12.15	12.08	11.62	13.78
Stonemasons.....	11.77	11.65	12.01	11.00	9.92	10.31	11.84	11.26	11.40	12.55
Structural-iron workers.....	12.51	12.02	13.95	11.51	9.53	9.58	12.58	11.78	12.12	13.91
Tile layers.....	11.04	11.18	11.37	8.47	9.31	5.35	11.04	10.18	9.65	12.38
Helpers and laborers.....	9.18	8.80	10.19	7.36	6.42	6.43	9.55	8.51	8.21	10.78
Bricklayers' tenders.....	9.27	8.94	10.58	6.98	6.35	6.71	9.41	8.89	8.83	11.34
Building laborers.....	5.22	8.68	10.10	7.48	6.23	6.32	5.59	8.78	8.11	10.73
Composition roofers' helpers.....	6.54	5.55	8.77	4.64	5.76	2.70	8.66	-	-	7.47
Elevator constructors' helpers.....	8.91	8.46	9.72	8.27	7.71	7.60	9.05	8.52	8.00	9.47
Marble setters' helpers.....	9.42	9.79	10.22	9.01	9.15	7.05	9.95	8.99	9.22	9.49
Plasterers' laborers.....	9.16	8.88	10.13	8.81	6.75	6.21	9.64	9.58	8.97	12.67
Plumbers' laborers.....	8.50	-	10.75	6.69	6.47	-	10.13	10.59	7.77	10.27
Terrazzo workers' laborers.....	6.75	10.12	10.30	6.63	6.11	6.90	9.43	9.35	8.02	10.54
Tile layers' helpers.....	9.18	9.75	9.50	6.51	5.95	6.96	10.05	9.07	5.02	10.44

<sup>1</sup> See table 5, footnote 1.

<sup>2</sup> See table 11, footnote 1.

**Table 13. Cents-per-hour and percent changes in average wage rates by trade: Regions**

(Changes in union hourly wage rates in the building trades by region,<sup>1</sup> July 1, 1975-76)

Trade	Region											
	United States		New England		Middle Atlantic		Border States		South-east		South-west	
	Cents per hour	Percent	Cents per hour	Percent	Cents per hour	Percent	Cents per hour	Percent	Cents per hour	Percent	Cents per hour	Percent
All building trades.....	58	6.5	29	3.2	49	5.2	60	7.3	50	6.5	86	11.7
Journeymen.....	61	6.5	30	3.2	56	5.6	62	7.0	53	6.4	69	11.4
Asbestos workers.....	76	8.5	38	4.3	75	7.8	79	9.2	68	8.6	107	13.0
Boilermakers.....	87	9.3	68	6.8	72	7.3	61	6.8	60	7.3	100	12.5
Ericklayers.....	52	5.5	27	2.8	56	5.6	52	6.0	45	5.8	75	9.1
Carpenters.....	55	6.0	20	2.1	49	4.9	49	5.4	44	5.5	83	11.0
Cement finishers.....	57	6.5	39	4.1	37	3.8	68	8.2	41	5.2	85	11.2
Electricians (inside wires).....	65	6.7	48	5.0	60	5.4	82	8.9	53	6.2	119	14.4
Elevator constructors.....	89	9.2	45	4.6	60	6.0	60	6.2	83	5.8	58	12.1
Glaziers.....	59	6.8	28	3.1	38	4.1	62	7.5	50	6.5	64	8.6
Lathers.....	42	4.5	42	4.6	15	1.5	109	13.6	63	7.6	42	5.1
Machinists.....	62	6.7	0	.0	6	.6	90	9.5	0	.0	63	8.7
Marble setters.....	41	4.5	65	7.1	39	4.3	49	5.6	45	5.3	113	13.5
Mosaic and terrazzo workers.....	62	6.9	63	7.0	59	6.3	52	6.6	49	5.9	79	10.1
Painters.....	64	7.5	28	3.1	73	8.6	52	6.4	51	6.7	108	14.8
Papehangers.....	57	6.5	24	2.6	60	6.9	56	6.6	51	6.6	107	14.6
Pipefitters.....	71	7.2	47	4.8	84	8.4	65	7.0	73	8.6	74	8.5
Plasterers.....	65	7.2	41	4.5	56	6.0	82	5.7	56	6.5	75	9.1
Plumbers.....	66	6.9	48	4.9	52	5.3	68	7.7	67	7.6	83	10.3
Reinforcing iron workers.....	63	6.9	12	1.2	43	4.3	80	8.9	56	6.7	61	9.1
Roofers, composition.....	53	6.0	40	4.5	58	6.1	56	7.8	43	5.5	49	7.2
Roofers, slate and tile.....	82	9.9	24	2.5	58	6.3	48	7.2	60	7.9	57	8.1
Sheet-metal workers.....	56	5.9	21	2.1	29	2.7	66	7.4	61	7.1	87	10.8
Stonemasons.....	51	5.4	36	3.7	54	5.6	48	5.2	40	4.7	87	9.9
Structural-iron workers.....	56	6.0	5	.6	79	8.0	54	5.8	56	6.9	70	8.1
Tile layers.....	61	7.0	63	7.0	32	3.7	50	7.0	47	5.3	83	10.1
Helpers and laborers.....	46	6.6	23	3.1	25	3.2	54	8.7	39	7.3	72	14.0
Bricklayers' tenders.....	42	5.7	17	2.2	17	2.0	35	5.8	34	6.3	72	13.2
Building laborers.....	46	6.6	20	2.7	26	3.4	59	9.4	40	7.6	73	14.3
Composition roofers' helpers.....	29	5.2	17	2.1	42	6.7	22	5.2	21	4.5	20	8.0
Elevator constructors' helpers.....	62	9.0	34	5.0	46	6.3	59	9.2	50	8.3	67	11.7
Marble setters' helpers.....	36	4.7	35	4.2	19	2.4	53	6.9	39	5.2	92	15.6
Plasterers' laborers.....	56	7.9	24	3.2	44	5.6	68	9.3	32	5.7	69	13.9
Plumbers' laborers.....	43	6.3	-	-	38	4.8	29	4.5	46	8.4	-	-
Terrazzo workers' laborers.....	65	9.1	115	13.3	55	6.7	39	6.7	45	8.7	83	14.8
Tile layers' helpers.....	49	6.7	34	4.0	22	2.7	38	6.6	41	8.3	84	14.6

See footnotes at end of table.

**Table 13. Cents-per-hour and percent changes in average wage rates by trade: Regions—Continued**

(Changes in union hourly wage rates in the building trades by regions, <sup>1</sup> July 1, 1975-76)

Trade	Region							
	Great Lakes		Middle West		Mountain		Pacific	
	Cents per hour	Per cent	Cents per hour	Percent	Cents per hour	Percent	Cents per hour	Percent
All building trades.....	51	5.5	60	6.8	54	6.5	71	7.7
Journeymen.....	49	5.1	65	7.1	61	6.9	75	7.7
Asbestos workers.....	75	8.6	68	7.7	72	8.6	82	8.3
Boilermakers.....	78	7.9	55	6.1	137	14.6	107	10.3
Bricklayers.....	49	5.0	61	6.8	55	6.0	50	5.4
Carpenters.....	44	4.6	67	7.5	46	4.6	72	7.8
Cement finishers.....	45	5.3	57	6.4	51	6.3	78	9.0
Electricians (inside wiremen).....	36	3.5	62	6.5	78	8.2	76	7.5
Elevator constructors.....	116	11.6	87	9.2	106	11.2	127	12.0
Glaziers.....	51	5.7	61	7.0	68	8.0	66	10.0
Lathers.....	35	3.7	44	5.1	14	1.0	53	5.3
Machinists.....	62	6.2	55	6.1	-	-	114	11.4
Marble setters.....	43	4.6	27	3.2	75	9.5	26	2.7
Mosaic and terrazzo workers.....	68	7.4	14	1.7	71	8.7	45	4.6
Painters.....	47	5.4	54	6.1	34	4.1	83	8.7
Paperhangers.....	39	4.6	63	7.2	34	4.0	68	7.0
Pipefitters.....	65	6.6	69	7.1	57	6.1	76	7.1
Plasterers.....	53	5.8	53	6.0	45	5.2	64	5.3
Plumbers.....	63	6.6	84	8.8	42	4.5	74	6.9
Reinforcing iron workers.....	58	5.8	69	8.0	55	5.9	79	7.5
Roofers, composition.....	53	5.4	35	4.3	35	4.1	72	8.2
Roofers, slate and tile.....	59	6.4	15	1.8	116	15.8	125	15.5
Sheet-metal workers.....	52	5.4	66	6.8	115	13.8	62	6.2
Stonemasons.....	31	3.2	63	7.1	32	3.4	63	6.7
Structural-iron workers.....	39	4.0	73	8.7	56	6.0	62	6.2
Tile layers.....	48	5.3	36	4.3	73	8.2	65	6.6
Helpers and laborers.....	58	7.8	40	5.5	33	5.0	56	7.6
Bricklayers' helpers.....	59	7.9	34	4.6	49	6.3	68	8.8
Building laborers.....	59	7.5	41	5.7	29	4.5	52	7.2
Composition roofers' helpers.....	46	6.9	-	-	-	-	4	.6
Elevator constructors' helpers.....	84	12.1	56	8.4	70	11.6	79	10.7
Marble setters' helpers.....	32	3.7	73	9.3	61	8.4	24	3.5
Plasterers' laborers.....	52	6.7	43	5.3	31	4.2	84	8.7
Plumbers' laborers.....	53	6.6	33	3.5	40	6.4	50	6.7
Terrazzo workers' laborers.....	54	6.6	87	10.7	37	5.6	75	9.6
Tile layers' helpers.....	42	5.0	85	11.9	45	6.0	80	10.9

<sup>1</sup> See table 11, footnote 1.

NOTE: Cents-per-hour and percent changes were calculated by averaging year-to-year increases with year-to-year decreases and no-change situations, weighted by current-year membership. Thus, relatively small

increases may reflect the inclusion of cities where rates declined or remained unchanged for a trade.

Increases from survey to survey vary partly because of timing of negotiations in relation to the July 1 reference date. Increases retroactive to July 1 are reported in the next year's survey.

**Table 14. Average wage rates and employer contributions to funds:  
Selected cities by population group**

(Average union hourly wage rates and employer contributions<sup>1</sup> in the building trades by city, July 1, 1976)

City by population group	Average rate per hour	Average employer contribution <sup>1</sup> per hour	Average rate plus employer contribution <sup>1</sup> per hour
All cities.....	\$9.48	\$1.95	\$11.43
Population group I (1,000,000 and over).....	10.02	2.58	12.60
Chicago, Ill.....	10.03	1.58	11.61
Detroit, Mich.....	9.95	2.86	12.81
Houston, Tex.....	9.11	1.19	10.30
Los Angeles, Calif.....	10.25	3.26	13.50
New York, N.Y.....	10.13	3.17	13.30
Philadelphia, Pa.....	9.80	2.22	12.02
Population group II (500,000 to 1,000,000) ..	9.49	1.80	11.30
Baltimore, Md.....	9.02	1.17	10.19
Boston, Mass.....	9.70	1.89	11.59
Cleveland, Ohio.....	10.34	2.50	12.84
Columbus, Ohio.....	9.12	1.35	10.47
Dallas, Tex.....	8.26	.88	9.14
Denver, Colo.....	8.97	1.64	10.60
Indianapolis, Ind.....	9.59	1.30	10.89
Jacksonville, Fla.....	7.57	1.76	9.33
Kansas City, Mo.....	9.71	1.63	11.34
Memphis, Tenn.....	8.85	.81	9.66
Milwaukee, Wis.....	9.58	2.05	11.63
New Orleans, La.....	8.68	.69	9.37
Phoenix, Ariz.....	9.05	2.04	11.09
Pittsburgh, Pa.....	9.89	1.52	11.41
St. Louis, Mo.....	9.67	1.90	11.57
San Antonio, Tex.....	7.66	1.10	8.76
San Diego, Calif.....	9.47	2.84	12.31
San Francisco, Calif.....	10.84	3.23	14.07
Seattle, Wash.....	10.22	1.87	12.09
Washington, D.C.....	9.62	1.28	10.90
Population group III (250,000 to 500,000) ...	9.36	1.70	11.06
Akron, Ohio.....	9.63	1.83	11.47
Atlanta, Ga.....	8.25	1.20	9.45
Buffalo, N.Y.....	10.19	1.81	12.01
Cincinnati, Ohio.....	10.17	1.50	11.67
Fort Worth, Tex.....	8.48	.86	9.34
Honolulu, Hi.....	8.42	2.44	10.86
Long Beach, Calif.....	10.16	3.35	13.51
Louisville, Ky.....	9.42	1.22	10.64
Miami, Fla.....	8.70	1.44	10.14
Minneapolis-St. Paul, Minn.....	9.23	1.57	10.80
Nashville-Davidson, Tenn.....	7.94	.76	8.69
Newark, N.J.....	10.27	2.29	12.56
Norfolk, Va.....	7.53	.62	8.15
Omaha, Nebr.....	8.89	1.33	10.22
Portland, Oreg.....	10.01	2.10	12.11
Rochester, N.Y.....	9.86	1.63	11.49
Sacramento, Calif.....	10.01	3.44	13.46
Toledo, Ohio.....	11.06	2.03	13.09
Wichita, Kans.....	8.87	.98	9.85
Population group IV (100,000 to 250,000)....	9.99	1.62	11.61
Albany, N.Y.....	9.38	1.54	10.92
Chattanooga, Tenn.....	8.04	.73	8.77
Corpus Christi, Tex.....	7.51	.70	8.21
Flint, Mich.....	9.41	2.24	11.65
Fremont, Calif.....	10.41	3.43	13.84
Fresno, Calif.....	9.83	3.34	13.17
Grand Rapids, Mich.....	8.49	1.68	10.17
Hammond, Ind.....	9.63	1.31	10.94
Huntsville, Ala.....	7.99	.58	8.57
New Bedford, Mass.....	9.01	1.61	10.62
New Haven, Conn.....	9.36	1.30	10.66
Providence, R.I.....	9.03	1.77	10.80
Riverside, Calif.....	9.54	3.19	12.73
Rockford, Ill.....	10.23	1.10	11.34
St. Petersburg, Fla.....	8.59	1.03	9.62
Salt Lake City, Utah.....	8.68	1.33	10.00
Santa Ana, Calif.....	9.59	3.27	12.86
Scranton, Pa.....	9.94	1.17	11.11
Spokane, Wash.....	9.66	1.67	11.32
Stamford, Conn.....	9.35	1.38	10.73

<sup>1</sup> See table 5, footnote 1.

NOTE: Because of rounding, sums of individual items may not equal totals.

**Table 15. Average wage rates and employer contributions to funds:  
Selected cities by region**

(Average union hourly wage rates and employer contributions<sup>1</sup> in the building trades by city, July 1976)

City by region <sup>2</sup>	Average rate per hour	Average employer contribution <sup>1</sup> per hour	Average rate plus employer contribution <sup>1</sup> per hour
All cities.....	\$9.48	\$1.95	\$11.43
New England.....	9.38	1.63	11.01
Boston, Mass. (II).....	9.70	1.89	11.59
New Bedford, Mass. (IV).....	9.07	1.61	10.63
New Haven, Conn. (IV).....	9.36	1.30	10.66
Providence, R.I. (IV).....	9.03	1.77	10.80
Stamford, Conn. (IV).....	9.35	1.38	10.73
Middle Atlantic.....	9.98	2.35	12.33
Albany, N.Y. (IV).....	9.38	1.54	10.92
Buffalo, N.Y. (III).....	10.19	1.81	12.01
New York, N.Y. (I).....	10.13	3.17	13.30
Newark, N.J. (III).....	10.27	2.29	12.56
Philadelphia, Pa. (I).....	9.80	2.22	12.02
Pittsburgh, Pa. (II).....	9.89	1.52	11.41
Rochester, N.Y. (III).....	9.86	1.63	11.49
Scranton, Pa. (IV).....	9.54	1.17	11.11
Border States.....	8.90	1.66	9.97
Baltimore, Md. (II).....	9.02	1.17	10.19
Louisville, Ky. (III).....	9.42	1.22	10.63
Norfolk, Va. (III).....	7.53	.61	8.15
Washington, D.C. (II).....	9.62	1.28	10.90
Southeast.....	8.26	.54	9.20
Atlanta, Ga. (III).....	8.25	1.20	9.45
Chattanooga, Tenn. (IV).....	8.04	.73	8.77
Huntsville, Ala. (IV).....	7.99	.58	8.58
Jacksonville, Fla. (II).....	7.97	1.16	9.13
Memphis, Tenn. (II).....	8.85	.81	9.66
Miami, Fla. (III).....	8.70	1.44	10.14
Nashville-Davidson, Tenn. (III).....	7.94	.76	8.69
St. Petersburg, Fla. (IV).....	8.59	1.03	9.62
Southwest.....	8.18	.88	9.06
Corpus Christi, Tex. (IV).....	7.51	.70	8.21
Dallas, Tex. (II).....	8.26	.88	9.14
Fort Worth, Tex. (III).....	8.48	.86	9.34
Houston, Tex. (I).....	8.11	1.19	10.30
New Orleans, La. (II).....	8.08	.89	9.57
San Antonio, Tex. (II).....	7.66	1.10	8.76
Great Lakes.....	9.81	1.91	11.72
Akron, Ohio (III).....	9.63	1.83	11.47
Chicago, Ill. (I).....	10.03	1.58	11.61
Cincinnati, Ohio (III).....	10.17	1.50	11.68
Cleveland, Ohio (II).....	10.34	2.50	12.84
Columbus, Ohio (II).....	9.12	1.35	10.47
Detroit, Mich. (I).....	9.95	2.86	12.81
Flint, Mich. (IV).....	9.41	2.24	11.65
Grand Rapids, Mich. (IV).....	8.49	1.68	10.17
Hammond, Ind. (IV).....	9.63	1.31	10.94
Indianapolis, Ind. (II).....	9.39	1.30	10.69
Milwaukee, Wis. (II).....	9.58	2.05	11.63
Minneapolis-St. Paul, Minn. (III).....	9.23	1.57	10.80
Rockford, Ill. (IV).....	10.23	1.10	11.34
Toledo, Ohio (III).....	11.06	2.03	13.05
Middle West.....	9.35	1.55	10.90
Kansas City, Mo. (II).....	9.71	1.63	11.34
Omaha, Nebr. (III).....	8.89	1.33	10.23
St. Louis, Mo. (II).....	9.67	1.90	11.58
Wichita, Kans. (III).....	8.87	.98	9.85
Mountain.....	8.87	1.64	10.51
Denver, Colo. (II).....	8.97	1.64	10.60
Phoenix, Ariz. (II).....	9.05	2.04	11.05
Salt Lake City, Utah (IV).....	8.68	1.33	10.00
Pacific.....	9.98	2.94	12.92
Fremont, Calif. (IV).....	10.41	3.43	13.84
Fresno, Calif. (IV).....	9.83	3.34	13.17
Honolulu, Hi. (III).....	8.42	2.44	10.86
Long Beach, Calif. (III).....	10.18	3.35	13.54
Los Angeles, Calif. (I).....	10.25	3.26	13.50
Portland, Oreg. (III).....	10.01	2.10	12.11
Riverside, Calif. (IV).....	9.54	3.19	12.73
Sacramento, Calif. (III).....	10.01	3.44	13.46
San Diego, Calif. (II).....	9.47	2.84	12.31
San Francisco, Calif. (II).....	10.84	3.23	14.07
Santa Ana, Calif. (IV).....	9.59	3.27	12.86
Seattle, Wash. (II).....	10.22	1.87	12.09
Spokane, Wash. (IV).....	9.66	1.67	11.32

<sup>1</sup> See table 5, footnote 1.

<sup>2</sup> See table 11, footnote 1, for definitions of regions used in this study. Population size is shown in parentheses as follows: Group I = 1,000,000 or more; Group II = 500,000 to

1,000,000; Group III = 250,000 to 500,000; and Group IV = 100,000 to 250,000.

NOTE: Because of rounding, sums of individual items may not equal totals.

**Table 16. Average wage rates and employer contributions to funds, journeymen and laborers: Selected cities by population group**

(Average union hourly wage rates and employer contributions<sup>1</sup> in the building trades, July 1, 1976)

City by population group	Average rate per hour	Average employer contribution <sup>1</sup> per hour	Average rate plus employer contribution <sup>1</sup> per hour
<b>Journeymen</b>			
All cities.....	\$9.92	\$2.02	\$11.94
<b>Population group I (1,000,000 and over).....</b>			
Chicago, Ill.....	10.42	2.67	13.08
Detroit, Mich.....	10.15	2.96	13.11
Houston, Tex.....	9.58	1.30	10.88
Los Angeles, Calif.....	10.48	3.28	13.73
New York, N.Y.....	10.65	3.33	13.97
Philadelphia, Pa.....	10.61	2.48	13.10
<b>Population group II (500,000 to 1,000,000) ..</b>			
Baltimore, Md.....	9.91	1.33	11.24
Boston, Mass.....	10.12	2.02	12.14
Cleveland, Ohio.....	10.68	2.45	13.13
Columbus, Ohio.....	9.80	1.49	11.29
Dallas, Tex.....	9.03	.98	10.01
Denver, Colo.....	9.70	1.82	11.52
Indianapolis, Ind.....	10.17	1.45	11.62
Jacksonville, Fla.....	8.52	1.32	9.84
Kansas City, Mo.....	9.96	1.67	11.63
Memphis, Tenn.....	9.22	.86	10.07
Milwaukee, Wis.....	9.91	2.14	12.06
New Orleans, La.....	9.15	1.01	10.17
Phoenix, Ariz.....	9.70	2.17	11.87
Pittsburgh, Pa.....	10.14	1.55	11.69
St. Louis, Mo.....	9.89	1.95	11.84
San Antonio, Tex.....	8.51	1.14	9.65
San Diego, Calif.....	10.51	2.89	13.40
San Francisco, Calif.....	11.28	3.21	14.49
Seattle, Wash.....	10.49	1.89	12.38
Washington, D.C.....	10.12	1.39	11.51
<b>Population group III (250,000 to 500,000)....</b>			
Akron, Ohio.....	9.68	1.91	11.59
Atlanta, Ga.....	8.75	1.34	10.09
Buffalo, N.Y.....	10.56	1.83	12.39
Cincinnati, Ohio.....	10.34	1.61	11.94
Fort Worth, Tex.....	9.07	.93	10.01
Honolulu, Hi.....	8.55	2.52	11.07
Long Beach, Calif.....	10.69	3.42	14.11
Louisville, Ky.....	9.75	1.28	11.03
Miami, Fla.....	9.24	1.47	10.72
Minneapolis-St. Paul, Minn.....	9.44	1.61	11.04
Nashville-Davidson, Tenn.....	8.31	.80	9.12
Newark, N.J.....	10.53	2.38	12.91
Norfolk, Va.....	8.39	.74	9.12
Omaha, Neb.....	9.64	1.50	11.15
Portland, Ore.....	10.21	2.09	12.29
Rochester, N.Y.....	10.40	1.60	12.00
Sacramento, Calif.....	10.67	3.40	14.27
Toledo, Ohio.....	11.23	2.14	13.37
Wichita, Kans.....	9.37	1.03	10.40
<b>Population group IV (100,000 to 250,000)....</b>			
Albany, N.Y.....	9.78	1.52	11.31
Chattanooga, Tenn.....	8.45	.75	9.24
Corpus Christi, Tex.....	7.53	.75	8.68
Flint, Mich.....	9.53	2.32	11.85
Premont, Calif.....	10.92	3.44	14.36
Fresno, Calif.....	10.67	3.24	13.51
Grand Rapids, Mich.....	8.90	1.73	10.63
Hammond, Ind.....	10.56	1.49	12.06
Huntsville, Ala.....	8.82	.60	9.42
New Bedford, Mass.....	9.44	1.74	11.18
New Haven, Conn.....	9.77	1.57	11.14
Providence, R.I.....	9.25	1.84	11.09
Riverside, Calif.....	10.27	3.23	13.50
Rockford, Ill.....	10.43	1.13	11.56
St. Petersburg, Fla.....	8.91	1.08	9.98
Salt Lake City, Utah.....	9.18	1.42	10.60
Santa Ana, Calif.....	10.08	3.33	13.41
Scranton, Pa.....	10.17	1.21	11.38
Spokane, Wash.....	10.12	1.76	11.88
Stamford, Conn.....	9.66	1.46	11.12

See footnotes at end of table.

**Table 16. Average wage rates and employer contributions to funds,  
journeymen and laborers: Selected cities by population group--Continued**

(Average union hourly wage rates and employer contributions<sup>1</sup> in the building trades, July 1, 1976)

City by population group	Average rate per hour	Average employer contribution <sup>1</sup> per hour	Average rate plus employer contribution <sup>1</sup> per hour
Helpers and laborers			
All cities.....	\$7.54	\$1.64	\$9.18
Population group I (1,000,000 and over).....			
Chicago, Ill.....	8.03	2.11	10.14
Detroit, Mich.....	7.89	1.63	9.53
Houston, Tex.....	8.33	2.07	10.40
Los Angeles, Calif.....	6.97	.67	7.64
New York, N.Y.....	7.67	2.99	10.66
Philadelphia, Pa.....	8.41	2.63	11.04
.....	7.77	1.57	9.34
Population group II (500,000 to 1,000,000) ..			
Baltimore, Md.....	7.49	1.52	9.01
Boston, Mass.....	7.02	.80	7.82
Cleveland, Ohio.....	7.63	1.28	8.90
Columbus, Ohio.....	8.49	2.79	11.28
Dallas, Tex.....	7.18	.95	8.13
Denver, Colo.....	6.12	.59	6.71
Indianapolis, Ind.....	6.41	1.01	7.42
Jacksonville, Fla.....	7.18	.87	8.04
Kansas City, Mo.....	5.15	.35	5.49
Memphis, Tenn.....	8.19	1.37	9.57
Milwaukee, Wis.....	5.92	.44	6.36
New Orleans, La.....	8.29	1.66	9.95
Phoenix, Ariz.....	6.74	.39	7.13
Pittsburgh, Pa.....	7.30	1.68	8.98
St. Louis, Mo.....	8.07	1.33	9.35
San Antonio, Tex.....	8.72	1.71	10.43
San Diego, Calif.....	5.12	.95	6.07
San Francisco, Calif.....	7.27	2.73	10.00
Seattle, Wash.....	8.36	3.38	11.74
Washington, D.C.....	8.37	1.71	10.08
.....	7.98	.89	8.87
Population group III (250,000 to 500,000)...			
Akron, Ohio.....	7.28	1.38	8.67
Atlanta, Ga.....	9.08	.95	10.02
Buffalo, N.Y.....	5.83	.51	6.33
Cincinnati, Ohio.....	7.58	1.76	9.35
Fort Worth, Tex.....	9.26	.95	10.21
Honolulu, Hi.....	6.17	.58	6.75
Long Beach, Calif.....	6.65	1.68	8.33
Louisville, Ky.....	7.99	3.06	11.05
Miami, Fla.....	7.03	.72	7.75
Minneapolis-St. Paul, Minn.....	6.79	1.34	8.13
Nashville-Davidson, Tenn.....	7.86	1.29	9.15
Newark, N.J.....	5.53	.46	5.99
Norfolk, Va.....	7.79	1.41	9.20
Omaha, Nebr.....	4.75	.26	5.05
Portland, Oreg.....	6.97	.90	7.87
Portland, Me.....	7.91	2.22	10.14
Rochester, N.Y.....	8.01	1.72	9.73
Sacramento, Calif.....	8.06	3.54	11.60
Toledo, Ohio.....	10.09	1.45	11.54
Wichita, Kans.....	6.70	.75	7.45
Population group IV (100,000 to 250,000)....			
Albany, N.Y.....	7.32	1.54	8.86
Chattanooga, Tenn.....	8.57	1.57	10.14
Corpus Christi, Tex.....	5.63	.42	6.25
Flint, Mich.....	4.66	.38	5.04
Fremont, Calif.....	7.91	1.18	9.09
Fresno, Calif.....	8.27	3.38	11.65
Grand Rapids, Mich.....	8.05	3.55	11.60
Hammond, Ind.....	6.12	1.40	7.52
Huntsville, Ala.....	7.74	.94	8.69
New Bedford, Mass.....	4.52	.50	5.02
New Haven, Conn.....	7.77	1.24	9.00
Providence, R.I.....	7.51	.98	8.49
Riverside, Calif.....	7.56	1.26	8.82
Rockford, Ill.....	7.65	3.08	10.73
St. Petersburg, Fla.....	8.54	.91	9.46
Salt Lake City, Utah.....	6.41	.72	7.12
Santa Ana, Calif.....	7.00	1.00	8.00
Scranton, Pa.....	8.04	3.08	11.12
Spokane, Wash.....	8.34	.91	9.26
Stamford, Conn.....	8.12	1.35	9.47
.....	7.56	.95	8.51

<sup>1</sup> See table 5, footnote 1.

NOTE: Because of rounding, sums of individual items may not equal totals.



**Table 17. Average wage rates and employer contributions to funds, journeymen and laborers: Selected cities by region**

(Average union hourly wage rates and employer contributions<sup>1</sup> in the building trades by city, July 1, 1976)

City by region <sup>2</sup>	Average rate per hour	Average employer contribution <sup>1</sup> per hour	Average rate plus employer contribution <sup>1</sup> per hour
Journeyman			
All cities.....	\$9.92	\$2.02	\$11.94
New England.....	9.77	1.73	11.50
Boston, Mass. (II).....	10.12	2.02	12.14
New Bedford, Mass. (IV).....	9.44	1.74	11.18
New Haven, Conn. (IV).....	9.77	1.27	11.04
Providence, R.I. (IV).....	9.25	1.84	11.09
Stamford, Conn. (IV).....	5.66	1.46	11.12
Middle Atlantic.....	10.48	2.45	12.93
Albany, N.Y. (IV).....	9.78	1.52	11.31
Buffalo, N.Y. (III).....	10.96	1.83	12.79
New York, N.Y. (I).....	10.65	3.33	13.97
Newark, N.J. (III).....	10.53	2.38	12.91
Philadelphia, Pa. (I).....	10.61	2.48	13.10
Pittsburgh, Pa. (II).....	10.14	1.55	11.68
Rochester, N.Y. (III).....	10.40	1.60	12.00
Scranton, Pa. (IV).....	10.17	1.21	11.38
Border States.....	9.53	1.18	10.70
Baltimore, Md. (II).....	9.91	1.33	11.24
Louisville, Ky. (III).....	9.75	1.28	11.03
Norfolk, Va. (III).....	8.39	.74	9.12
Washington, D.C. (II).....	10.12	1.39	11.51
Southeast.....	8.72	1.00	9.73
Atlanta, Ga. (III).....	8.75	1.34	10.08
Chattanooga, Tenn. (IV).....	8.45	.79	9.24
Huntsville, Ala. (IV).....	8.82	.60	9.42
Jacksonville, Fla. (II).....	8.52	1.32	9.84
Memphis, Tenn. (II).....	9.22	.86	10.07
Miami, Fla. (III).....	9.24	1.47	10.72
Nashville-Davidson, Tenn. (III).....	8.31	.60	9.12
St. Petersburg, Fla. (IV).....	8.91	1.08	9.98
Southwest.....	8.67	.95	9.62
Corpus Christi, Tex. (IV).....	7.93	.75	8.68
Dallas, Tex. (II).....	5.02	.58	5.60
Fort Worth, Tex. (III).....	9.07	.93	10.01
Houston, Tex. (I).....	9.58	1.30	10.88
New Orleans, La. (II).....	9.15	1.01	10.17
San Antonio, Tex. (II).....	8.31	1.14	9.45
Great Lakes.....	10.12	1.98	12.10
Akron, Ohio (III).....	5.68	1.91	7.59
Chicago, Ill. (I).....	10.43	1.57	12.00
Cincinnati, Ohio (III).....	10.34	1.61	11.94
Cleveland, Ohio (II).....	10.68	2.45	13.13
Columbus, Ohio (II).....	5.60	1.45	7.05
Detroit, Mich. (I).....	10.15	2.96	13.12
Flint, Mich. (IV).....	9.53	2.32	11.85
Grand Rapids, Mich. (IV).....	8.90	1.73	10.63
Hammond, Ind. (IV).....	10.56	1.45	12.06
Indianapolis, Ind. (II).....	10.17	1.45	11.62
Milwaukee, Wis. (II).....	9.91	2.14	12.06
Minneapolis-St. Paul, Minn. (III).....	9.44	1.61	11.04
Rockford, Ill. (IV).....	10.43	1.13	11.55
Toledo, Ohio (III).....	11.23	2.14	13.37
Middle West.....	9.77	1.63	11.40
Kansas City, Mo. (II).....	9.96	1.67	11.63
Omaha, Neb. (III).....	9.64	1.50	11.15
St. Louis, Mo. (II).....	9.89	1.55	11.44
Wichita, Kans. (III).....	9.37	1.03	10.40
Mountain.....	9.48	1.76	11.25
Denver, Colo. (II).....	9.70	1.82	11.52
Phoenix, Ariz. (II).....	5.70	2.17	7.87
Salt Lake City, Utah (IV).....	9.18	1.42	10.60
Pacific.....	10.43	2.95	13.38
Fremont, Calif. (IV).....	10.92	3.44	14.36
Fresno, Calif. (IV).....	10.67	3.24	13.91
Honolulu, Hi. (III).....	8.59	2.52	11.11
Long Beach, Calif. (III).....	10.69	3.42	14.11
Los Angeles, Calif. (I).....	10.45	3.28	13.73
Portland, Oreg. (III).....	10.21	2.09	12.29
Riverside, Calif. (IV).....	10.27	3.23	13.50
Sacramento, Calif. (III).....	10.87	3.40	14.27
San Diego, Calif. (II).....	10.51	2.85	13.40
San Francisco, Calif. (II).....	11.28	3.21	14.49
Santa Ana, Calif. (IV).....	10.08	3.33	13.41
Seattle, Wash. (II).....	10.49	1.89	12.38
Spokane, Wash. (IV).....	10.12	1.76	11.88

See footnotes at end of table.

**Table 17. Average wage rates and employer contributions to funds, journeymen and laborers: Selected cities by region—Continued**

(Average union hourly wage rates and employer contributions<sup>1</sup> in the building trades by city, July 1, 1976)

City by region <sup>2</sup>	Average rate per hour	Average employer contribution <sup>1</sup> per hour	Average rate plus employer contribution <sup>1</sup> per hour
<b>Helpers and laborers</b>			
All cities.....	\$7.54	\$1.64	\$9.18
<b>New England.....</b>	<b>7.63</b>	<b>1.17</b>	<b>8.80</b>
Boston, Mass. (II).....	7.63	1.28	8.90
New Bedford, Mass. (IV).....	7.77	1.24	9.00
New Haven, Conn. (IV).....	7.51	.96	8.49
Providence, B.I. (IV).....	7.56	1.26	8.82
Stamford, Conn. (IV).....	7.56	.95	8.51
<b>Middle Atlantic.....</b>	<b>8.19</b>	<b>2.00</b>	<b>10.19</b>
Albany, N.Y. (IV).....	8.57	1.57	10.14
Buffalo, N.Y. (III).....	7.59	1.76	9.35
New York, N.Y. (I).....	8.41	2.63	11.04
Newark, N.J. (III).....	7.79	1.41	9.20
Philadelphia, Pa. (I).....	7.77	1.57	9.34
Pittsburgh, Pa. (II).....	8.07	1.33	9.39
Rochester, N.Y. (III).....	8.01	1.72	9.73
Scranton, Pa. (IV).....	8.34	.91	9.26
<b>Border States.....</b>	<b>6.70</b>	<b>.66</b>	<b>7.36</b>
Baltimore, Md. (II).....	7.02	.80	7.82
Louisville, Ky. (III).....	7.03	.72	7.75
Norfolk, Va. (III).....	4.79	.26	5.05
Washington, D.C. (I).....	7.98	.85	8.87
<b>Southeast.....</b>	<b>5.82</b>	<b>.60</b>	<b>6.42</b>
Atlanta, Ga. (III).....	5.83	.51	6.33
Chattanooga, Tenn. (IV).....	5.83	.42	6.25
Huntsville, Ala. (IV).....	4.52	.50	5.02
Jacksonville, Fla. (II).....	5.15	.35	5.49
Memphis, Tenn. (II).....	5.92	.44	6.36
Miami, Fla. (III).....	6.79	1.34	8.13
Nashville-Davidson, Tenn. (III).....	5.53	.46	5.98
St. Petersburg, Fla. (IV).....	6.41	.72	7.12
<b>Southwest.....</b>	<b>5.89</b>	<b>.54</b>	<b>6.43</b>
Corpus Christi, Tex. (IV).....	4.66	.38	5.04
Dallas, Tex. (II).....	6.12	.59	6.71
Fort Worth, Tex. (III).....	6.17	.58	6.75
Houston, Tex. (I).....	6.97	.67	7.64
New Orleans, La. (II).....	6.74	.39	7.13
San Antonio, Tex. (II).....	5.12	.95	6.07
<b>Great Lakes.....</b>	<b>8.05</b>	<b>1.53</b>	<b>9.58</b>
Akron, Ohio (III).....	9.08	.95	10.02
Chicago, Ill. (I).....	7.89	1.63	9.53
Cincinnati, Ohio (III).....	8.26	.55	8.81
Cleveland, Ohio (II).....	8.49	2.79	11.28
Columbus, Ohio (II).....	7.18	.95	8.13
Detroit, Mich. (I).....	8.33	2.07	10.40
Flint, Mich. (IV).....	7.91	1.18	9.09
Grand Rapids, Mich. (IV).....	6.12	1.40	7.52
Hammond, Ind. (IV).....	7.74	.94	8.69
Indianapolis, Ind. (II).....	7.18	.87	8.04
Milwaukee, Wis. (II).....	8.29	1.66	9.95
Minneapolis-St. Paul, Minn. (III).....	7.86	1.29	9.15
Rockford, Ill. (IV).....	8.54	.91	9.46
Toledo, Ohio (III).....	10.09	1.45	11.54
<b>Middle West.....</b>	<b>7.70</b>	<b>1.22</b>	<b>8.91</b>
Kansas City, Mo. (II).....	8.19	1.37	9.57
Omaha, Nebr. (III).....	6.97	.50	7.47
St. Louis, Mo. (II).....	8.72	1.71	10.43
Wichita, Kans. (III).....	6.70	.75	7.45
<b>Mountain.....</b>	<b>6.96</b>	<b>1.25</b>	<b>8.21</b>
Denver, Colo. (II).....	6.41	1.01	7.42
Phoenix, Ariz. (II).....	7.30	1.66	8.96
Salt Lake City, Utah (IV).....	7.00	1.00	8.00
<b>Pacific.....</b>	<b>7.90</b>	<b>2.88</b>	<b>10.78</b>
Fremont, Calif. (IV).....	8.27	3.38	11.65
Fresno, Calif. (IV).....	8.05	3.55	11.60
Honolulu, Hi. (III).....	6.69	1.68	8.37
Long Beach, Calif. (III).....	7.99	3.06	11.05
Los Angeles, Calif. (I).....	7.87	2.55	10.42
Portland, Oreg. (III).....	7.91	2.22	10.14
Riverside, Calif. (IV).....	7.85	3.08	10.93
Sacramento, Calif. (III).....	8.06	3.54	11.60
San Diego, Calif. (II).....	7.27	2.73	10.00
San Francisco, Calif. (II).....	8.36	3.38	11.74
Santa Ana, Calif. (IV).....	8.04	3.06	11.12
Seattle, Wash. (II).....	8.37	1.71	10.08
Spokane, Wash. (IV).....	8.12	1.35	9.47

<sup>1</sup> See table 5, footnote 1.

<sup>2</sup> See table 11, footnote 1, and table 15, footnote 2.

NOTE: Because of rounding, sums of individual items may not equal totals

**Table 18. Cents-per-hour and percent changes in average wage rates: Selected cities by population group**

(Changes in union hourly wage rates in the building trades by city, July 1, 1975-76)

City by population group	Cents-per-hour charges			Percent of change		
	All trades	Journeyman	Helpers and laborers	All trades	Journeyman	Helpers and laborers
All cities.....	58	61	46	6.5	6.5	6.6
Population group I (1,000,000 and over).....	52	55	40	5.5	5.6	5.2
Chicago, Ill.....	34	29	61	3.5	2.5	8.3
Detroit, Mich.....	47	45	59	5.0	4.7	7.7
Houston, Tex.....	98	102	76	12.0	12.0	12.2
Los Angeles, Calif.....	69	71	51	7.3	7.3	6.9
New York, N.Y.....	50	60	16	5.2	6.0	1.9
Philadelphia, Pa.....	43	47	34	4.6	4.6	4.6
Population group II (500,000 to 1,000,000) ..	57	59	49	6.4	6.3	7.0
Baltimore, Md.....	66	68	61	7.9	7.3	9.5
Boston, Mass.....	31	36	6	3.3	3.7	.8
Cleveland, Ohio.....	60	63	44	6.2	6.2	5.5
Columbus, Ohio.....	61	47	102	7.2	5.0	16.5
Dallas, Tex.....	95	102	75	12.9	12.7	14.0
Denver, Colo.....	67	67	66	8.0	7.4	11.5
Indianapolis, Ind.....	72	77	57	8.3	8.2	8.6
Jacksonville, Fla.....	31	32	25	4.1	4.0	5.1
Kansas City, Mo.....	65	67	49	7.1	7.2	6.4
Memphis, Tenn.....	36	38	22	4.3	4.4	3.9
Milwaukee, Wis.....	27	32	5	2.9	3.4	2.6
New Orleans, La.....	65	61	80	8.1	7.2	13.5
Phoenix, Ariz.....	27	37	1	3.1	3.9	.1
Pittsburgh, Pa.....	58	59	49	6.2	6.2	6.5
St. Louis, Mo.....	61	64	47	6.7	6.5	5.7
San Antonio, Tex.....	29	32	17	3.9	4.0	3.4
San Diego, Calif.....	67	76	49	7.7	7.8	7.2
San Francisco, Calif.....	75	78	57	7.4	7.4	7.3
Seattle, Wash.....	75	75	74	7.9	7.7	5.7
Washington, D.C.....	60	55	77	6.6	5.7	10.7
Population group III (250,000 to 500,000) ..	64	68	44	7.4	7.5	6.5
Akron, Ohio.....	43	41	66	4.6	4.4	8.1
Atlanta, Ga.....	48	46	48	6.1	5.8	8.5
Buffalo, N.Y.....	71	87	17	7.4	8.6	2.2
Cincinnati, Ohio.....	30	31	26	3.1	3.1	2.9
Fort Worth, Tex.....	87	90	75	11.4	11.0	13.6
Honolulu, Hi.....	76	78	81	10.2	9.9	13.7
Long Beach, Calif.....	71	74	57	7.5	7.5	7.6
Louisville, Ky.....	48	51	20	5.3	5.6	5.0
Miami, Fla.....	26	31	7	3.0	3.5	1.0
Minneapolis-St. Paul, Minn.....	101	102	93	12.2	12.1	13.4
Nashville-Davidson, Tenn.....	66	68	53	9.0	8.8	10.5
Newark, N.J.....	52	55	28	5.3	5.5	3.7
Norfolk, Va.....	68	79	35	9.9	10.3	7.8
Omaha, Nebr.....	54	65	27	6.5	7.2	4.0
Portland, Oreg.....	124	131	52	14.2	14.7	7.1
Rochester, N.Y.....	13	16	1	1.3	1.6	.2
Sacramento, Calif.....	59	62	53	6.2	6.0	7.0
Toledo, Ohio.....	82	80	54	8.0	7.7	10.3
Wichita, Kans.....	61	64	50	7.4	7.3	8.1
Population group IV (100,000 to 250,000) ..	59	61	49	7.0	7.0	7.2
Albany, N.Y.....	50	54	40	5.6	5.5	4.5
Chattanooga, Tenn.....	63	63	61	8.5	8.1	11.7
Corpus Christi, Tex.....	91	94	75	13.9	13.4	19.2
Flint, Mich.....	46	48	22	5.1	5.3	2.9
Fremont, Calif.....	62	61	68	6.4	5.9	6.9
Fresno, Calif.....	61	63	56	6.6	6.2	7.5
Grand Rapids, Mich.....	43	47	23	5.3	5.5	3.9
Hawsond, Ind.....	52	50	57	5.7	4.9	7.9
Huntsville, Ala.....	54	64	14	7.3	7.8	3.2
New Bedford, Mass.....	28	34	11	3.2	3.8	1.4
New Haven, Conn.....	35	30	46	3.6	3.1	6.6
Providence, R.I.....	33	31	45	3.7	3.4	6.4
Riverside, Calif.....	60	65	49	6.7	6.7	6.7
Rockford, Ill.....	68	69	54	7.1	7.1	6.8
St. Petersburg, Fla.....	51	52	43	6.2	6.1	7.2
Salt Lake City, Utah.....	66	76	42	8.5	9.0	6.4
Santa Ana, Calif.....	62	64	58	6.9	6.7	7.7
Scranton, Pa.....	68	69	61	7.3	7.2	7.8
Spokane, Wash.....	69	72	60	7.7	7.6	8.0
Stamford, Conn.....	15	5	50	1.6	.9	7.1

**Table 19. Cents-per-hour and percent changes in average wage rates:  
Selected cities by region**

(Changes in union hourly wage rates in the building trades by city, July 1, 1975-76)

City by region <sup>1</sup>	Cents-per-hour changes			Percent of change		
	All trades	Journeyman	Helpers and laborers	All trades	Journeyman	Helpers and laborers
All cities.....	58	61	46	6.5	6.5	6.6
New England.....	29	30	23	3.2	3.2	3.1
Ecstn, Mass. (II).....	31	36	6	3.3	3.7	.8
New Bedford, Mass. (IV).....	28	34	11	3.2	3.8	1.4
New Haven, Conn. (IV).....	33	30	46	3.6	3.1	6.6
Providence, R.I. (IV).....	33	31	45	3.7	3.4	6.4
Stamford, Conn. (IV).....	15	9	50	1.6	.9	7.1
Middle Atlantic.....	45	56	25	5.2	5.6	3.2
Albany, N.Y. (IV).....	50	54	40	5.6	5.9	4.9
Buffalo, N.Y. (III).....	71	87	17	7.4	8.6	2.2
New York, N.Y. (I).....	50	60	16	5.2	6.0	1.9
Newark, N.J. (III).....	52	55	28	5.3	5.5	3.7
Philadelphia, Pa. (I).....	43	47	34	4.6	4.6	4.6
Pittsburgh, Pa. (II).....	58	59	45	6.2	6.2	6.5
Rochester, N.Y. (III).....	12	16	1	1.3	1.6	.2
Scranton, Pa. (IV).....	66	65	61	7.3	7.2	7.8
Border States.....	60	62	54	7.3	7.0	6.7
Baltimore, Md. (II).....	66	66	61	7.9	7.3	9.5
Louisville, Ky. (III).....	48	51	20	5.3	5.6	3.0
Norfolk, Va. (III).....	68	79	35	9.5	10.3	7.8
Washington, D.C. (II).....	60	55	77	6.6	5.7	10.7
Southeast.....	50	53	39	6.5	6.4	7.3
Atlanta, Ga. (III).....	48	46	46	6.1	5.8	8.9
Chattanooga, Tenn. (IV).....	63	63	61	8.5	8.1	11.7
Huntsville, Ala. (IV).....	54	64	14	7.3	7.8	3.2
Jacksonville, Fla. (II).....	31	32	25	4.1	4.0	5.1
Memphis, Tenn. (II).....	36	38	22	4.3	4.4	3.9
Miami, Fla. (III).....	26	31	7	3.0	3.5	1.0
Nashville-Davidson, Tenn. (III).....	66	66	53	9.0	8.8	10.5
St. Petersburg, Fla. (IV).....	51	52	43	6.2	6.1	7.2
Southwest.....	66	85	72	11.7	11.4	14.0
Corpus Christi, Tex. (IV).....	51	94	75	13.9	13.4	19.2
Dallas, Tex. (II).....	95	102	75	12.9	12.7	14.0
Fort Worth, Tex. (III).....	87	90	75	11.4	11.0	13.8
Houston, Tex. (I).....	98	102	76	12.0	12.0	12.2
New Orleans, La. (II).....	65	61	80	8.1	7.2	13.5
San Antonio, Tex. (II).....	29	32	17	3.9	4.0	3.4
Great Lakes.....	50	45	56	5.4	5.1	7.5
Akron, Ohio (III).....	43	41	68	4.6	4.4	8.1
Chicago, Ill. (I).....	34	29	61	3.5	2.5	6.3
Cincinnati, Ohio (III).....	30	31	26	3.1	3.1	2.5
Cleveland, Ohio (II).....	60	63	44	6.2	6.2	5.5
Columbus, Ohio (II).....	61	47	102	7.2	5.0	16.5
Detroit, Mich. (I).....	47	45	55	5.0	4.7	7.7
Flint, Mich. (IV).....	46	46	22	5.1	5.3	2.9
Grand Rapids, Mich. (IV).....	43	47	23	5.3	5.5	3.9
Hammond, Ind. (IV).....	52	50	57	5.7	4.9	7.9
Indianapolis, Ind. (II).....	72	77	57	8.3	8.2	8.6
Milwaukee, Wis. (II).....	27	32	5	2.9	3.4	.6
Minneapolis-St. Paul, Minn. (II).....	101	102	93	12.2	12.1	13.4
Rockford, Ill. (IV).....	68	69	54	7.1	7.1	6.8
Toledo, Ohio (III).....	82	80	54	8.0	7.7	10.3
Middle West.....	60	65	40	6.8	7.1	5.5
Kansas City, Mo. (II).....	65	67	45	7.1	7.2	6.4
Omaha, Neb. (III).....	54	65	27	6.5	7.2	4.0
St. Louis, Mo. (II).....	61	64	47	6.7	6.9	5.7
Wichita, Kans. (III).....	61	64	50	7.4	7.3	8.1
Mountain.....	54	61	33	6.5	6.9	5.0
Denver, Colo. (II).....	67	67	66	8.0	7.4	11.5
Phoenix, Ariz. (II).....	27	37	1	3.1	3.5	.1
Salt Lake City, Utah (IV).....	68	76	42	8.5	9.0	6.4
Pacific.....	71	75	56	7.7	7.7	7.6
Fremont, Calif. (IV).....	62	61	68	6.4	5.9	8.5
Fresno, Calif. (IV).....	61	63	56	6.6	6.2	7.5
Honolulu, Hi. (III).....	78	78	81	10.2	9.9	13.7
Long Beach, Calif. (III).....	71	74	57	7.5	7.5	7.6
Los Angeles, Calif. (I).....	69	71	51	7.3	7.3	6.5
Portland, Oreg. (III).....	124	131	52	14.2	14.7	7.1
Riverside, Calif. (IV).....	60	65	49	6.7	6.7	6.7
Sacramento, Calif. (III).....	59	62	53	6.2	6.0	7.0
San Diego, Calif. (II).....	67	76	45	7.7	7.8	7.2
San Francisco, Calif. (II).....	75	76	57	7.4	7.4	7.3
Santa Ana, Calif. (IV).....	62	64	58	6.9	6.7	7.7
Seattle, Wash. (II).....	75	75	74	7.9	7.7	9.7
Spokane, Wash. (IV).....	69	72	60	7.7	7.6	8.0

<sup>1</sup> See table 11, footnote 1, and table 15, footnote 2.

**Table 20. Wage rates, hours, and employer contributions to funds: Selected cities**

(Union hourly wage rates and straight-time weekly hours and employer insurance, pension, vacation and other contributions to funds in the building trades, July 1, 1975 and July 1, 1976)

CITY AND JOB CLASSIFICATION	JULY 1, 1975	JULY 1, 1976									
	RATE PER HOUR <sup>1</sup>	RATE PER HOUR <sup>1</sup>	HOURS PER WEEK <sup>2</sup>	EMPLOYER CONTRIBUTIONS TO FUNDS <sup>3</sup>							
				INSURANCE <sup>4</sup>		PENSION		VACATION		OTHER <sup>5</sup>	
				DOLLARS	PERCENT	DOLLARS	PERCENT	DOLLARS	PERCENT	DOLLARS	PERCENT
<b>AKRON, OHIO</b>											
<b>BUILDING CONSTRUCTION</b>											
<b>JOURNEYMEN</b>											
ASBESTOS WORKERS.....	\$9.135	\$9.835	40.00	0.500	-	0.800	-	61.500	-	0.030	-
BOILERMAKERS.....	9.880	10.480	40.00	.600	-	1.000	-	61.000	-	-	-
BRICKLAYERS.....	10.040	10.070	40.00	.570	-	.500	-	6.900	-	.080	-
RESIDENTIAL.....	8.170	8.200	40.00	.570	-	.500	-	6.900	-	.080	-
CARPENTERS.....	9.600	10.000	40.00	.400	-	.500	-	61.000	-	.060	-
CEMENT MASONS.....	9.490	10.090	40.00	.500	-	.600	-	-	-	-	-
RESIDENTIAL.....	8.420	9.020	40.00	.500	-	.600	-	-	-	-	-
ELECTRICIANS (INSIDE WIRERS):											
AGREEMENT A.....	9.567	10.107	40.00	.470	-	.500	1.00%	-	-	.020	10.00%
AGREEMENT B.....	6.255	6.525	40.00	.470	-	-	1.00	-	10.00%	.020	-
ELEVATOR CONSTRUCTORS.....	9.770	11.305	40.00	.445	-	.290	-	-	6.00	.260	-
ENGINEERS--POWER EQUIPMENT OPERATORS:											
MASTER MECHANICS.....	11.010	11.910	40.00	.460	-	1.000	-	-	-	.130	-
GROUP A--AIR COMPRESSORS ON STEEL ERECTION, CRANES, DERBICKS, HOES, POWER SHOVELS.....	10.490	11.390	40.00	.460	-	1.000	-	-	-	.130	-
GROUP B--ASPHALT PAVERS, SCRAPERS, BULLDOZERS, END-LOADERS, POWER GRADERS, SCOOPS	10.330	11.230	40.00	.460	-	1.000	-	-	-	.130	-
GROUP C--ASPHALT ROLLERS, FORKLIFTS, HOISTS.....	9.980	10.880	40.00	.460	-	1.000	-	-	-	.130	-
GROUP D--COMPRESSORS ON BUILDING CONSTRUCTION, CONVEYORS, MIXERS, WELDER OPERATORS	9.170	10.070	40.00	.460	-	1.000	-	-	-	.130	-
GROUP E--BACKFILLERS AND TAMPERS, BULL FLOATS, CONCRETE SPREADING MACHINES, TRACTORS.....	8.840	9.740	40.00	.460	-	1.000	-	-	-	.130	-
GROUP F--OILERS, HELPERS, SIGNALMEN, PUMPS	7.780	8.280	40.00	.460	-	1.000	-	-	-	.130	-
GLAZIERS.....	8.990	9.490	40.00	.550	-	.770	-	-	-	.230	-
LATHERS.....	8.940	9.190	40.00	.570	-	6.250	-	61.000	-	-	-
MARBLE SETTERS.....	8.510	8.760	40.00	.520	-	.450	-	61.150	-	-	-
MOSAIC AND TERRAZZO WORKERS.....	8.510	8.760	40.00	.520	-	.450	-	61.150	-	-	-
PAINTERS, BRUSH.....	9.100	9.400	40.00	.620	-	.600	-	-	-	-	-
SWING STAGE, STRUCTURAL STEEL UNDER 50 FT.	9.350	9.650	40.00	.620	-	.600	-	-	-	-	-
SWING STAGE, STRUCTURAL STEEL OVER 50 FT.	9.500	9.800	40.00	.620	-	.600	-	-	-	-	-
SPRAY GUN.....	9.600	9.900	40.00	.620	-	.600	-	-	-	-	-
PAPERHANGERS.....	9.100	9.400	40.00	.620	-	.600	-	-	-	-	-
PIPEFITTERS.....	9.050	9.360	40.00	.790	-	.900	-	61.250	-	.130	-
PLASTERERS.....	8.290	9.960	40.00	.500	-	.600	-	-	-	-	-
PLUMBERS.....	9.050	9.360	40.00	.790	-	.900	-	61.250	-	.130	-
REINFORCING IRON WORKERS.....	9.170	10.870	40.00	.600	-	.800	-	61.000	-	.030	-
ROOFERS, COMPOSITION.....	9.006	10.490	40.00	.570	-	.550	-	1.160	-	-	-
ROOFERS, SLATE AND TILE..	9.006	10.490	40.00	.570	-	.550	-	1.160	-	-	-
SHEET-METAL WORKERS.....	8.874	9.105	40.00	.450	-	.800	-	61.155	-	.020	-
STONEMASONS.....	10.040	10.070	40.00	.570	-	.500	-	6.900	-	.080	-
STRUCTURAL IRON WORKERS..	9.170	10.870	40.00	.600	-	.800	-	61.000	-	.030	-
TILE LAYERS.....	8.510	8.760	40.00	.520	-	.450	-	61.150	-	-	-
<b>HELPERS AND LABORERS</b>											
BRICKLAYERS' TENDERS.....	8.650	9.250	40.00	.500	-	.300	-	-	-	.080	-
BUILDING LABORERS.....	8.650	9.250	40.00	.500	-	.300	-	-	-	.080	-
COMPOSITION ROOFERS' HELPERS:											
FIRST YEAR.....	5.421	6.290	40.00	.570	-	.550	-	1.160	-	-	-
SECOND YEAR.....	6.325	7.340	40.00	.570	-	.550	-	1.160	-	-	-
THIRD YEAR.....	7.228	8.390	40.00	.570	-	.550	-	1.160	-	-	-

See footnotes at end of table.

NOTE: Letters of the alphabet were used to designate the various agreements in cities having more than one union rate. The sequence of letters does not indicate the relative importance of the agreements or the rates.  
Hours are 40 per week unless otherwise indicated.

**Table 20. Wage rates, hours, and employer contributions to funds: Selected cities—Continued**

(Union hourly wage rates and straight-time weekly hours and employer insurance, pension, vacation, and other contributions to funds in the building trades, July 1, 1975 and July 1, 1976)

CITY AND JOB CLASSIFICATION	JULY 1, 1975			JULY 1, 1976							
	RATE PER HOUR <sup>1</sup>	RATE PER HOUR <sup>1</sup>	HOURS PER WEEK <sup>2</sup>	EMPLOYER CONTRIBUTIONS TO FUNDS <sup>3</sup>							
				INSURANCE <sup>4</sup>		PENSION		VACATION		OTHER <sup>5</sup>	
				DOLLARS	PERCENT	DOLLARS	PERCENT	DOLLARS	PERCENT	DOLLARS	PERCENT
<b>AKRON, OHIO</b>											
<b>-CONTINUED</b>											
BUILDING CONSTRUCTION											
-CONTINUED											
HELPERS AND LABORERS											
-CONTINUED											
ELEVATOR CONSTRUCTORS <sup>1</sup>											
HELPERS.....	\$6.840	\$7.914	40.00	0.445	-	0.290	-	-	6.00%	0.260	-
MARBLE SETTERS <sup>1</sup> HELPERS..	8.010	8.260	40.00	.520	-	.450	-	61.150	-	-	-
PLASTERERS <sup>1</sup> LABORERS.....	8.800	9.450	40.00	.500	-	.300	-	-	-	.080	-
PLUMBERS <sup>1</sup> LABORERS.....	8.800	9.450	40.00	.500	-	.300	-	-	-	.080	-
TERRAZZO WORKERS <sup>1</sup>											
HELPERS.....	8.010	8.260	40.00	.520	-	.450	-	61.150	-	-	-
TILE LAYERS <sup>1</sup> HELPERS.....	8.010	8.260	40.00	.520	-	.450	-	61.150	-	-	-
HIGHWAY AND STREET CONSTRUCTION											
JOURNEYMEN											
CARPENTERS.....	9.600	10.000	40.00	.400	-	.500	-	1.000	-	.060	-
CEMENT FINISHERS.....	9.280	9.980	40.00	.500	-	-	-	-	-	.050	-
ENGINEERS--POWER EQUIPMENT OPERATORS:											
MASTER MECHANICS.....	10.630	11.480	40.00	.460	-	.800	-	-	-	.090	-
CLASS A--AIR COMPRESSORS ON STEEL ERECTION, POWER SHOVELS, CRANES, DERRICKS.....	10.380	11.230	40.00	.460	-	.800	-	-	-	.090	-
CLASS B--ASPHALT PAVERS, BULLDOZERS, ENDLOADERS, POWER GRADERS, POWER SCRAPERS..	10.280	11.130	40.00	.460	-	.800	-	-	-	.090	-
CLASS C--MIXERS, CONCRETE ROLLERS (ASPHALT), ASPHALT PLANT ENGINEERS.....	9.240	10.090	40.00	.460	-	.800	-	-	-	.090	-
CLASS D--BACKFILLERS, COMPRESSORS (PORTABLE, SEWER), CONCRETE SAWS.....	8.770	9.620	40.00	.460	-	.800	-	-	-	.090	-
CLASS E--DRUM FIREMEN, HELPERS, OILERS, SIGNALMEN.....	7.730	8.230	40.00	.460	-	.800	-	-	-	.090	-
STRUCTURAL IRON WORKERS..	9.170	10.870	40.00	.600	-	.800	-	1.000	-	.030	-
HELPERS AND LABORERS											
LABORERS.....	7.600	8.150	40.00	.550	-	.400	-	-	-	.050	-
OTHER HEAVY CONSTRUCTION											
JOURNEYMEN											
CARPENTERS.....	9.600	9.940	40.00	.400	-	.500	-	1.000	-	.060	-
CEMENT FINISHERS.....	9.280	9.980	40.00	.500	-	-	-	-	-	.050	-
ENGINEERS--POWER EQUIPMENT OPERATORS:											
MASTER MECHANICS.....	10.630	11.480	40.00	.460	-	.800	-	-	-	.090	-
CLASS A--AIR COMPRESSORS ON STEEL ERECTION, POWER SHOVELS, CRANES, DERRICKS.....	10.380	11.230	40.00	.460	-	.800	-	-	-	.090	-
CLASS B--ASPHALT PAVERS, BULLDOZERS, ENDLOADERS, POWER GRADERS, POWER SCRAPERS..	10.280	11.130	40.00	.460	-	.800	-	-	-	.090	-
CLASS C--MIXERS, CONCRETE ROLLERS (ASPHALT), ASPHALT PLANT ENGINEERS.....	9.240	10.090	40.00	.460	-	.800	-	-	-	.090	-
CLASS D--BACKFILLERS, COMPRESSORS (PORTABLE, SEWER), CONCRETE SAWS.....	8.770	9.620	40.00	.460	-	.800	-	-	-	.090	-
CLASS E--DRUM FIREMEN, HELPERS, OILERS, SIGNALMEN.....	7.730	8.230	40.00	.460	-	.800	-	-	-	.090	-
STRUCTURAL IRON WORKERS..	9.170	10.870	40.00	.600	-	.800	-	1.000	-	.030	-
HELPERS AND LABORERS											
LABORERS.....	7.600	8.150	40.00	.550	-	.400	-	-	-	.050	-

See footnotes at end of table.

**Table 20. Wage rates, hours, and employer contributions to funds: Selected cities—Continued**

(Union hourly wage rates and straight-time weekly hours and employer insurance, pension, vacation, and other contributions to funds in the building trades, July 1, 1975 and July 1, 1976)

CITY AND JOB CLASSIFICATION	JULY 1, 1975		JULY 1, 1976								
	RATE PER HOUR <sup>1</sup>	RATE PER HOUR <sup>1</sup>	HOURS PER WEEK <sup>2</sup>	EMPLOYER CONTRIBUTIONS TO FUNDS <sup>3</sup>							
				INSURANCE <sup>4</sup>		PENSION		VACATION		OTHER <sup>5</sup>	
				DOLLARS	PERCENT	DOLLARS	PERCENT	DOLLARS	PERCENT	DOLLARS	PERCENT
<b>ALBANY, N.Y.</b>											
<b>BUILDING CONSTRUCTION</b>											
<b>JOURNEYMEN</b>											
ASBESTOS WORKERS.....	\$9.680	\$10.280	35.00	0.470	-	0.280	-	-	-	-	-
BOILERMAKERS.....	10.000	10.680	40.00	.750	-	-	10.00%	-	-	-	-
BRICKLAYERS.....	10.040	10.490	35.00	.700	-	.350	-	-	-	0.080	-
CARPENTERS.....	8.700	9.400	35.00	.600	-	.600	-	6.500	-	.120	-
MILLWRIGHTS.....	9.200	9.900	35.00	.600	-	.600	-	6.500	-	.120	-
RESIDENTIAL.....	6.500	6.700	40.00	.600	-	.600	-	6.500	-	.620	-
CEMENT FINISHERS.....	10.040	10.490	35.00	.700	-	.350	-	-	-	.080	-
ELECTRICIANS (INSIDE WIRERS).....	10.550	11.050	35.00	.450	-	.500	1.00	6.300	-	-	-
ELEVATOR CONSTRUCTORS.....	9.480	10.040	40.00	.495	-	.320	-	-	6.00%	9.020	-
ENGINEERS--POWER EQUIPMENT OPERATORS:											
GUARANTEED WORKWEEK:											
HEAVY EQUIPMENT:											
SHOVELS.....	9.930	9.930	35.00	.500	-	.500	-	-	-	9.400	-
CRANES.....	9.930	9.930	35.00	.500	-	.500	-	-	-	9.400	-
DERRICKS.....	9.930	9.930	35.00	.500	-	.500	-	-	-	9.400	-
MEDIUM EQUIPMENT:											
LETOURNEAU GRADERS...	9.863	9.863	35.00	.500	-	.500	-	-	-	9.400	-
TRENCHING MACHINES...	9.863	9.863	35.00	.500	-	.500	-	-	-	9.400	-
ONE DRUM HOISTS.....	9.664	9.664	35.00	.500	-	.500	-	-	-	9.400	-
BULLDOZERS.....	9.497	9.497	35.00	.500	-	.500	-	-	-	9.400	-
LIGHT EQUIPMENT:											
COMPRESSORS.....	9.264	9.264	35.00	.500	-	.500	-	-	-	9.400	-
MECHANICAL HEATERS...	9.264	9.264	35.00	.500	-	.500	-	-	-	9.400	-
PUMPS.....	9.264	9.264	35.00	.500	-	.500	-	-	-	9.400	-
BROKEN TIME:											
HEAVY EQUIPMENT:											
SHOVELS.....	10.390	10.390	35.00	.500	-	.500	-	-	-	9.400	-
CRANES.....	10.390	10.390	35.00	.500	-	.500	-	-	-	9.400	-
DERRICKS.....	10.390	10.390	35.00	.500	-	.500	-	-	-	9.400	-
MEDIUM EQUIPMENT:											
LETOURNEAU GRADERS...	10.210	10.210	35.00	.500	-	.500	-	-	-	9.400	-
TRENCHING MACHINES...	10.210	10.210	35.00	.500	-	.500	-	-	-	9.400	-
ONE-DRUM HOISTS.....	10.060	10.060	35.00	.500	-	.500	-	-	-	9.400	-
BULLDOZERS.....	9.730	9.730	35.00	.500	-	.500	-	-	-	9.400	-
LIGHT EQUIPMENT:											
COMPRESSORS.....	9.540	9.540	35.00	.500	-	.500	-	-	-	9.400	-
MECHANICAL HEATERS...	9.540	9.540	35.00	.500	-	.500	-	-	-	9.400	-
PUMPS.....	9.540	9.540	35.00	.500	-	.500	-	-	-	9.400	-
GLAZIERS.....	8.490	8.660	39.00	.480	-	.250	-	-	-	.010	-
LATHERS.....	9.110	9.560	35.00	.700	-	.300	-	-	-	.130	-
MARBLE SETTERS.....	9.250	8.950	40.00	.700	-	.350	-	-	-	-	-
MOSAIC AND TERRAZZO WORKERS.....	9.250	8.950	40.00	.700	-	.350	-	-	-	-	-
PAINTERS, GENERAL.....	8.670	9.210	35.00	-	-	.350	-	6.250	-	.020	-
BRIDGE.....	9.420	9.960	35.00	-	-	.350	-	6.250	-	.020	-
OPEN STEEL STRUCTURE...	9.420	9.960	35.00	-	-	.350	-	6.250	-	.020	-
SWINGING SCAFFOLD.....	9.170	9.710	35.00	-	-	.350	-	6.250	-	.020	-
SAND BLASTING.....	9.770	10.310	35.00	-	-	.350	-	6.250	-	.020	-
SPRAY GUN.....	9.770	10.310	35.00	-	-	.350	-	6.250	-	.020	-
PAPERHANGERS.....	8.670	9.210	35.00	-	-	.350	-	6.250	-	.020	-
PLASTERERS.....	10.040	10.490	35.00	.700	-	.350	-	-	-	.080	-
PLUMBERS.....	9.219	9.919	35.00	.560	-	.870	-	6.571	-	.170	-
REINFORCING IRON WORKERS...	8.990	9.600	40.00	.690	-	.850	-	6.500	-	.140	-
ROOFERS, COMPOSITION.....	8.600	9.100	35.00	.770	-	.400	-	6.1000	-	.070	-
ROOFERS, SLATE AND TILE..	8.600	9.100	35.00	.770	-	.400	-	6.1000	-	.070	-
SHEET-METAL WORKERS.....	9.460	9.460	35.00	.700	-	.500	-	6.500	-	.420	-
RESIDENTIAL.....	4.830	6.120	40.00	-	-	.100	-	6.100	-	.060	-
STONEMASONS.....	10.040	10.490	35.00	.700	-	.350	-	-	-	.080	-
TILE LAYERS.....	9.250	8.950	40.00	.700	-	.350	-	-	-	-	-
<b>HELPERS AND LABORERS</b>											
BUILDING LABORERS.....	8.200	8.600	40.00	.700	-	.900	-	-	-	.120	-
ELEVATOR CONSTRUCTORS <sup>6</sup>	6.640	7.030	40.00	.495	-	.320	-	8	-	9.020	-
HELPERS.....	6.640	7.030	40.00	.495	-	.320	-	8	-	9.020	-
MARBLE SETTERS <sup>7</sup> HELPERS..	8.380	8.810	40.00	-	-	.350	-	-	-	-	-
TERRAZZO WORKERS <sup>8</sup>	8.380	8.810	40.00	-	-	.350	-	-	-	-	-
HELPERS.....	8.380	8.810	40.00	-	-	.350	-	-	-	-	-
TILE LAYERS <sup>9</sup> HELPERS.....	8.380	8.810	40.00	-	-	.350	-	-	-	-	-

See footnotes at end of table.

**Table 20. Wage rates, hours, and employer contributions to funds: Selected cities—Continued**

(Union hourly wage rates and straight-time weekly hours and employer insurance, pension, vacation, and other contributions to funds in the building trades, July 1, 1975 and July 1, 1976)

CITY AND JOB CLASSIFICATION	JULY 1, 1975		HOURS PER WEEK <sup>2</sup>	JULY 1, 1976							
	RATE PER HOUR <sup>1</sup>	RATE PER HOUR <sup>1</sup>		EMPLOYER CONTRIBUTIONS TO FUNDS <sup>3</sup>							
				INSURANCE <sup>4</sup>		PENSION		VACATION		OTHER <sup>5</sup>	
				DOLLARS	PERCENT	DOLLARS	PERCENT	DOLLARS	PERCENT	DOLLARS	PERCENT
<b>ALBANY, N.Y.</b>											
<b>-CONTINUED</b>											
<b>HIGHWAY AND STREET CONSTRUCTION</b>											
<b>JOURNEYMEN</b>											
CARPENTERS.....	\$8.620	\$9.120	40.00	0.600	-	0.600	-	-	-	<sup>10</sup> 0.025	-
CEMENT FINISHERS.....	8.650	9.150	40.00	.700	-	.350	-	-	-	<sup>11</sup> 0.030	-
ENGINEERS--POWER EQUIPMENT OPERATORS:											
CLASS A--BACKHOES, CRANES DRAGLINES, PILEDRIVERS.....	8.700	9.690	40.00	.550	-	.600	-	-	-	9.400	-
CLASS B--CONCRETE PUMPS, ONE-DRUM HOISTS, ROLLERS, TRENCHERS.....	8.400	9.370	40.00	.550	-	.600	-	-	-	9.400	-
CLASS C--FORKLIFTS, HYDRAULIC HAMMERS, CONCRETE PAVEMENT SPREADERS AND FINISHERS.....	7.850	8.690	40.00	.550	-	.600	-	-	-	9.400	-
CLASS D--CONCRETE MIXERS (165 AND UNDER), FORM TAMPERS, TRACTORS.....	7.150	7.900	40.00	.550	-	.600	-	-	-	9.400	-
<b>HELPERS AND LABORERS</b>											
GENERAL LABORERS, DRILL HELPERS, FLAGMEN.....	7.240	7.440	40.00	.700	-	.900	-	-	-	9.070	-
BULL FLOATS, CHAIN SAWS, CONCRETE AGGREGATE, BIN HANDLERS OF STEEL MESH, ACETYLENE TORCHES, ASPHALT RAKERS, ROCK OR DRILLING MACHINES.....	7.440	7.640	40.00	.700	-	.900	-	-	-	9.070	-
BLASTERS, FORM SETTERS, STONE OR GRANITE CURB SETTERS.....	7.840	8.040	40.00	.700	-	.900	-	-	-	9.070	-
<b>OTHER HEAVY CONSTRUCTION</b>											
<b>JOURNEYMEN</b>											
CARPENTERS.....	8.620	9.120	40.00	.600	-	.600	-	-	-	<sup>9</sup> 0.025	-
CEMENT FINISHERS.....	8.650	9.150	40.00	.700	-	.350	-	-	-	<sup>11</sup> 0.030	-
ENGINEERS--POWER EQUIPMENT OPERATORS:											
CLASS A--BACKHOES, CRANES, DRAGLINES, PILEDRIVERS.....	8.700	9.690	40.00	.550	-	.600	-	-	-	9.400	-
CLASS B--CONCRETE PUMPS, ONE-DRUM HOISTS, ROLLERS, TRENCHERS.....	8.400	9.370	40.00	.550	-	.600	-	-	-	9.400	-
CLASS C--FORKLIFTS, HYDRAULIC HAMMERS, CONCRETE PAVEMENT SPREADERS AND FINISHERS.....	7.850	8.690	40.00	.550	-	.600	-	-	-	9.400	-
CLASS D--CONCRETE MIXERS (165 AND UNDER), FORM TAMPERS, TRACTORS.....	7.150	7.900	40.00	.550	-	.600	-	-	-	9.400	-
<b>HELPERS AND LABORERS</b>											
GENERAL LABORERS, DRILL HELPERS, FLAGMEN.....	7.240	7.440	40.00	.700	-	.900	-	-	-	9.070	-
BULL FLOATS, CHAIN SAWS, CONCRETE AGGREGATE, BIN HANDLERS OF STEEL MESH, ACETYLENE TORCHES, ASPHALT RAKERS, ROCK OR DRILLING MACHINES.....	7.440	7.640	40.00	.700	-	.900	-	-	-	9.070	-
BLASTERS, FORM SETTERS, STONE OR GRANITE CURB SETTERS.....	7.840	8.040	40.00	.700	-	.900	-	-	-	9.070	-

See footnotes at end of table.



**Table 20. Wage rates, hours, and employer contributions to funds: Selected cities—Continued**

(Union hourly wage rates and straight-time weekly hours and employer insurance, pension, vacation, and other contributions to funds in the building trades, July 1, 1975 and July 1, 1976)

CITY AND JOB CLASSIFICATION	JULY 1, 1975		JULY 1, 1976								
	RATE PER HOUR <sup>1</sup>	RATE PER HOUR <sup>1</sup>	HOURS PER WEEK <sup>2</sup>	EMPLOYER CONTRIBUTIONS TO FUNDS <sup>3</sup>							
				INSURANCE <sup>4</sup>		PENSION		VACATION		OTHER <sup>5</sup>	
				DOLLARS	PERCENT	DOLLARS	PERCENT	DOLLARS	PERCENT	DOLLARS	PERCENT
<b>ATLANTA, GA.</b>											
<b>BUILDING CONSTRUCTION</b>											
<b>JOURNEYMEN</b>											
ASBESTOS WORKERS.....	\$7.600	\$8.650	40.00	0.450	-	0.500	-	6 0.500	-	-	-
BOILERMAKERS.....	8.200	8.800	40.00	.600	-	1.000	-	-	-	-	-
BRICKLAYERS.....	7.800	8.200	40.00	.550	-	.400	-	6.650	-	0.080	-
CARPENTERS.....	8.100	8.750	40.00	.400	-	.450	-	-	-	-	-
MILLWRIGHTS.....	8.850	8.850	40.00	.450	-	.250	-	-	-	-	-
PILEDRIVERS.....	8.250	8.900	40.00	.400	-	.450	-	-	-	-	-
CEMENT FINISHERS.....	7.900	8.350	40.00	.400	-	.550	-	-	-	-	-
TROWELING MACHINE OPERATORS.....	8.030	8.480	40.00	.400	-	.550	-	-	-	-	-
ELECTRICIANS (INSIDE WIRES).....	8.786	8.970	40.00	-	8.00%	-	9.00%	-	6 8.00%	-	-
ELEVATOR CONSTRUCTORS.....	8.635	8.920	40.00	.495	-	.320	-	-	12 6.00	.020	2.30%
ENGINEERS—POWER EQUIPMENT OPERATORS:											
GROUP A--AIR COMPRESSORS, CRANES, DERIVICKS, DRAGLINES, HOISTS, SHOVELS, TRENCHING MACHINES (OVER 6 FT. DEPTH)...	8.100	8.500	40.00	.450	-	.500	-	-	-	-	-
GROUP B--TRENCHING MACHINES (TO 6 FT.), SCRAPERS, BULLDOZERS, TRACTORS, SPECIAL EQUIPMENT.....	7.750	8.150	40.00	.450	-	.500	-	-	-	-	-
GROUP C--AIR COMPRESSORS (600 CU. FT. OR BATTERIES OF 2, 300 CU. FT. AND OVER)....	6.180	6.480	40.00	.450	-	.500	-	-	-	-	-
GROUP D--PUMPS (OVER 4 IN. UP TO BATTERIES OF 4).....	5.630	5.930	40.00	.450	-	.500	-	-	-	-	-
GROUP E--MIXERS (SKIP TYPE), EXCEPT PAVING, ROLLERS.....	5.980	6.280	40.00	.450	-	.500	-	-	-	-	-
GROUP F--AIR COMPRESSORS, (UP TO AND INCLUDING 300 CU. FT.), PUMP (4 IN. OR LESS)....	4.960	5.260	40.00	.450	-	.500	-	-	-	-	-
GLAZIERS.....	7.450	7.950	40.00	.550	-	.330	-	6 .600	-	.183	-
LATHERS.....	7.500	7.900	40.00	.400	-	.350	-	6 .500	-	.100	-
MARBLE SETTERS.....	7.600	8.000	40.00	.550	-	.400	-	6 .700	-	.100	-
MOSAIC AND TERRAZZO WORKERS.....	7.600	8.000	40.00	.550	-	.400	-	6 .700	-	.100	-
PAINTERS.....	8.100	8.700	40.00	.450	-	.550	-	-	-	-	-
STEEL AND SWING STAGE, SPRAY.....	8.600	9.200	40.00	.450	-	.550	-	-	-	-	-
PAPERHANGERS.....	9.100	9.700	40.00	.450	-	.550	-	-	-	-	-
PIPEFITTERS.....	8.350	8.950	40.00	.450	-	.550	-	-	-	-	-
PLASTERERS.....	8.700	9.250	40.00	.500	-	.500	-	6 .500	-	.060	-
PLASTERERS.....	7.770	8.570	40.00	.400	-	.550	-	-	-	.100	-
PLUMBERS.....	8.700	9.250	40.00	.500	-	.500	-	6 .500	-	.060	-
REINFORCING IRON WORKERS.....	8.100	8.600	40.00	.450	-	.570	-	-	-	-	-
ROOFERS, COMPOSITION.....	6.500	6.750	40.00	.300	-	.200	-	-	-	-	-
ROOFERS, SLATE AND TILE.....	6.750	7.000	40.00	.300	-	.200	-	-	-	-	-
SHEET-METAL WORKERS.....	8.300	8.600	40.00	.500	-	.660	-	6 .500	-	-	-
STONEMASONS.....	7.800	8.200	40.00	.550	-	.400	-	6 .650	-	.080	-
STRUCTURAL IRON WORKERS.....	8.100	8.600	40.00	.450	-	.570	-	-	-	-	-
SHEETERS.....	8.350	8.850	40.00	.450	-	.570	-	-	-	-	-
TILE LAYERS.....	7.600	8.000	40.00	.550	-	.400	-	6 .700	-	.100	-
<b>HELPERS AND LABORERS</b>											
BRICKLAYERS' TENDERS.....	5.300	5.800	40.00	.200	-	.250	-	-	-	.050	-
MORTAR MIXERS.....	5.320	5.920	40.00	.200	-	.250	-	-	-	.050	-
BUILDING LABORERS.....	5.300	5.800	40.00	.200	-	.250	-	-	-	.050	-
ELEVATOR CONSTRUCTORS' HELPERS.....	6.040	6.240	40.00	.495	-	.320	-	-	12 6.00	.020	2.30
PLASTERERS' LABORERS.....	5.300	5.800	40.00	.200	-	.250	-	-	-	.050	-
PLUMBERS' LABORERS.....	5.300	5.800	40.00	.200	-	.250	-	-	-	.050	-
ROOFERS' HELPERS.....	4.900	5.000	40.00	.300	-	.200	-	-	-	-	-

See footnotes at end of table.

**Table 20. Wage rates, hours, and employer contributions to funds: Selected cities--Continued**

(Union hourly wage rates and straight-time weekly hours and employer insurance, pension, vacation, and other contributions to funds in the building trades, July 1, 1975 and July 1, 1976)

CITY AND JOB CLASSIFICATION	JULY 1, 1975		HOURS PER WEEK <sup>2</sup>	JULY 1, 1976							
	RATE PER HOUR <sup>1</sup>	RATE PER HOUR <sup>1</sup>		EMPLOYER CONTRIBUTIONS TO FUNDS <sup>3</sup>							
				INSURANCE <sup>4</sup>		PENSION		VACATION		OTHER <sup>5</sup>	
				DOLLARS	PERCENT	DOLLARS	PERCENT	DOLLARS	PERCENT	DOLLARS	PERCENT
<b>ATLANTA, GA.</b>											
<b>-CONTINUED</b>											
<b>OTHER HEAVY CONSTRUCTION</b>											
<b>JOURNEYMEN</b>											
<b>ENGINEERS--POWER EQUIPMENT OPERATORS:</b>											
GROUP A--CONCRETE PUMPS, CRANES, PILEDRIVERS.....	\$8.350	\$8.500	40.00	0.450	-	0.500	-	-	-	-	4.22%
GROUP B--FIREMEN (STATIONARY OR PORTABLE).	7.550	7.700	40.00	.450	-	.500	-	-	-	-	4.22
GROUP C--AIR COMPRESSORS 600 CF AND OVER.	6.330	6.480	40.00	.450	-	.500	-	-	-	-	4.22
GROUP D--OILERS-TRUCK AND LOCOMOTIVE.....	6.880	7.030	40.00	.450	-	.500	-	-	-	-	4.22
GROUP E--CONCRETE PUMPS-BOOM TYPE, WATERPUMPS-OVER 4 INCH AND BATTERY OF 4.....	5.780	5.930	40.00	.450	-	.500	-	-	-	-	4.22
GROUP F--AIR COMPRESSORS (UP TO AND INCLUDING 300 CF), WATER PUMPS (4 INCHES OR LESS), SAND BLASTING MACHINES.....	5.110	5.260	40.00	.450	-	.500	-	-	-	-	4.22
<b>BALTIMORE, MD.</b>											
<b>BUILDING CONSTRUCTION</b>											
<b>JOURNEYMEN</b>											
ASBESTOS WORKERS.....	7.920	9.170	40.00	.600	-	.750	-	-	-	-	-
BOILERMAKERS.....	9.400	10.200	40.00	.700	-	1.000	-	-	-	-	-
BRICKLAYERS.....	9.250	9.850	40.00	.400	-	.500	-	-	-	0.100	-
CARPENTERS.....	9.000	9.800	40.00	.750	-	.690	-	-	-	.020	-
MILLWRIGHTS.....	9.100	9.900	40.00	.750	-	.690	-	-	-	.020	-
RESIDENTIAL.....	7.200	7.840	40.00	.750	-	.690	-	-	-	.020	-
CEMENT FINISHERS.....	9.120	10.020	40.00	.600	-	.550	-	-	-	.020	-
ELECTRICIANS (INSIDE WIRERS).....	9.600	10.000	40.00	.600	-	.300	1.00%	-	-	.400	-
ELEVATOR CONSTRUCTORS.....	9.560	10.415	40.00	.545	-	.350	-	-	4.00%	.020	-
ENGINEERS--POWER EQUIPMENT OPERATORS:											
HEAVY EQUIPMENT--DERICKS, POWER CRANES, SHOVELS, ELEVATING GRADERS.....	8.930	9.850	40.00	.650	-	.650	-	-	-	-	-
MEDIUM EQUIPMENT--TEMPORARY ELEVATORS, CONCRETE PUMPS, SINGLE DRUM HOISTS.....	8.380	9.300	40.00	.650	-	.650	-	-	-	-	-
LIGHT EQUIPMENT:											
COMPRESSORS, PUMPS...	7.930	8.850	40.00	.650	-	.650	-	-	-	-	-
GLAZIERS.....	9.070	9.770	40.00	.800	-	1.530	-	-	-	-	-
LATHERS.....	9.090	9.590	40.00	-	-	.350	-	-	-	-	-
MACHINISTS.....	9.250	10.000	40.00	.550	-	-	-	0.462	-	.385	-
MARBLE MASONS.....	9.250	9.850	40.00	.400	-	.500	-	-	-	.100	-
MOSAIC AND TERRAZZO WORKERS.....	7.460	8.010	40.00	.400	-	.500	-	-	-	.100	-
PAINTERS.....	8.300	9.200	40.00	.850	-	.500	-	-	-	-	-
STRUCTURAL STEEL.....	8.800	9.700	40.00	.850	-	.500	-	-	-	-	-
SPRAY.....	8.550	9.450	40.00	.850	-	.500	-	-	-	-	-
PAPERHANGERS.....	8.450	9.350	40.00	.850	-	.500	-	-	-	-	-
PIPEFITTERS.....	9.910	10.480	40.00	.700	-	.800	-	-	-	.070	-
PLASTERERS.....	8.700	8.950	40.00	.600	-	.400	-	-	-	-	-
PLUMBERS.....	9.680	10.300	40.00	.750	-	.800	-	-	-	.070	-
REINFORCING IRON WORKERS.	9.070	9.770	40.00	.800	-	1.530	-	-	-	-	-
ROOFERS, COMPOSITION.....	7.000	7.750	40.00	.350	-	.400	-	-	-	-	-
MOPMEN.....	7.450	8.200	40.00	.350	-	.400	-	-	-	-	-
ROOFERS, SLATE AND TILE..	7.450	8.200	40.00	.350	-	.400	-	-	-	-	-
PRECAST SLAB.....	8.000	8.750	40.00	.350	-	.400	-	-	-	-	-
SHEET-METAL WORKERS.....	8.970	10.120	40.00	.750	-	.700	-	-	-	.070	-
STONEMASONS.....	9.250	9.850	40.00	.400	-	.500	-	-	-	.100	-
STRUCTURAL-IRON WORKERS..	9.070	9.770	40.00	.800	-	1.530	-	-	-	-	-
TILE SETTERS.....	7.460	8.010	40.00	.400	-	.500	-	-	-	.100	-

See footnotes at end of table.

**Table 20. Wage rates, hours, and employer contributions to funds: Selected cities—Continued**

(Union hourly wage rates and straight-time weekly hours and employer insurance, pension, vacation, and other contributions to funds in the building trades, July 1, 1975 and July 1, 1976)

CITY AND JOB CLASSIFICATION	JULY 1, 1975	JULY 1, 1976									
	RATE PER HOUR <sup>1</sup>	RATE PER HOUR <sup>1</sup>	HOURS PER WEEK <sup>2</sup>	EMPLOYER CONTRIBUTIONS TO FUNDS <sup>3</sup>							
				INSURANCE <sup>4</sup>		PENSION		VACATION		OTHER <sup>5</sup>	
				DOLLARS	PERCENT	DOLLARS	PERCENT	DOLLARS	PERCENT	DOLLARS	PERCENT
<b>BALTIMORE, MD.</b>											
-CONTINUED											
BUILDING CONSTRUCTION											
-CONTINUED											
HELPERS AND LABORERS											
BRICKLAYERS' TENDERS.....	\$6.550	\$7.050	40.00	0.300	-	0.500	-	-	-	-	-
BUILDING LABORERS.....	6.350	7.000	40.00	.300	-	.500	-	-	-	0.020	-
ELEVATOR CONSTRUCTORS'											
HELPERS.....	6.690	7.290	40.00	.545	-	.350	-	-	4.00	.020	-
MARBLE SETTERS' HELPERS..	6.500	6.625	40.00	.350	-	.200	-	-	-	-	-
PLASTERERS' LABOBERS.....	6.500	7.150	40.00	.300	-	.500	-	-	-	-	-
HOD CARRIERS.....	6.750	7.400	40.00	.300	-	.500	-	-	-	-	-
MORTAR MIXERS.....	6.550	7.050	40.00	.300	-	.500	-	-	-	-	-
PLUMBING LABORERS.....	6.350	7.000	40.00	.300	-	.500	-	-	-	.020	-
TERRAZZO WORKERS'.....	6.500	6.625	40.00	.350	-	.200	-	-	-	-	-
TILE LAYERS' HELPERS.....	6.500	6.625	40.00	.350	-	.200	-	-	-	-	-
HIGHWAY AND STREET CONSTRUCTION											
JOURNEYMEN											
CARPENTERS.....	9.000	9.000	40.00	.750	-	.690	-	-	-	.020	-
CEMENT MASONS.....	9.120	10.020	40.00	.600	-	.550	-	-	-	.020	-
ENGINEERS--POWER EQUIP-											
MENT OPERATORS:											
HEAVY EQUIPMENT--DER-											
RICKS, POWER CRANES,											
SHOVELS, ELEVATING											
GRADERS.....	7.970	8.870	40.00	.650	-	.650	-	-	-	-	-
LIGHT EQUIPMENT--TRAC-											
TORS WITH ATTACHMENTS											
COMPRESSORS, FUEL											
TRUCKS, GREASE.....	-	7.870	40.00	.650	-	.650	-	-	-	-	-
STRUCTURAL IRON WORKERS..	9.070	9.770	40.00	.800	-	1.530	-	-	-	-	-
HELPERS AND LABOBERS											
CONSTRUCTION LABORERS....	5.400	5.850	40.00	.300	-	.500	-	-	-	-	-
OTHER HEAVY CONSTRUCTION											
JOURNEYMEN											
CARPENTERS.....	9.000	9.000	40.00	.750	-	.690	-	-	-	.020	-
MILLWRIGHTS.....	9.100	9.900	40.00	.750	-	.690	-	-	-	.020	-
CEMENT MASONS.....	9.120	10.020	40.00	.600	-	.550	-	-	-	.020	-
ENGINEERS--POWER EQUIP-											
MENT OPERATORS:											
HEAVY EQUIPMENT--DER-											
RICKS, PILEDRIVERS,											
WHIRLEYS.....	7.970	8.870	40.00	.650	-	.650	-	-	-	-	-
LIGHT EQUIPMENT--TRAC-											
TORS WITH ATTACHMENTS											
COMPRESSORS, FUEL											
TRUCKS, GREASE TRUCKS											
STRUCTURAL IRON WORKERS..	9.070	9.770	40.00	.800	-	1.530	-	-	-	-	-
HELPERS AND LABOBERS											
CONSTRUCTION LABORERS....	5.400	5.850	40.00	.300	-	.500	-	-	-	-	-
<b>BIRMINGHAM, ALA.</b>											
BUILDING CONSTRUCTION											
JOURNEYMEN											
ASBESTOS WORKERS.....	8.110	8.910	40.00	.400	-	.300	-	6 0.500	-	.050	-
BOILERMAKERS.....	8.200	8.800	40.00	.600	-	1.000	-	-	-	-	-
BRICKLAYERS.....	8.250	8.750	40.00	.250	-	.250	-	-	-	.030	-
CARPENTERS.....	7.300	7.750	40.00	.400	-	.250	-	-	-	.030	-
FLOORLAYERS.....	7.300	7.750	40.00	.400	-	.250	-	-	-	.030	-
MILLWRIGHTS.....	8.700	9.150	40.00	-	-	-	-	-	-	.030	-
PILEDRIVERS.....	7.500	7.950	40.00	.400	-	.250	-	-	-	.030	-

See footnotes at end of table.

**Table 20. Wage rates, hours, and employer contributions to funds: Selected cities—Continued**

(Union hourly wage rates and straight-time weekly hours and employer insurance, pension, vacation, and other contributions to funds in the building trades, July 1, 1975 and July 1, 1976)

CITY AND JOB CLASSIFICATION	JULY 1, 1975		HOURS PER WEEK	JULY 1, 1976								
	RATE PER HOUR	RATE PER HOUR		EMPLOYER CONTRIBUTIONS TO FUNDS <sup>3</sup>								
				INSURANCE <sup>4</sup>		PENSION		VACATION		OTHER <sup>5</sup>		
				DOLLARS	PERCENT	DOLLARS	PERCENT	DOLLARS	PERCENT	DOLLARS	PERCENT	
<b>BIRMINGHAM, ALA.</b>												
<b>-CONTINUED</b>												
BUILDING CONSTRUCTION												
-CONTINUED												
JOURNEYMEN												
-CONTINUED												
CEMENT FINISHERS.....	\$7.130	\$7.530	40.00	0.500	-	-	-	-	-	-	0.030	-
ELECTRICIANS (INSIDE-WIRERS).....	8.500	9.600	40.00	.300	-	0.400	1.00%	-	-	-	-	-
ELEVATOR CONSTRUCTORS.....	8.460	9.140	40.00	.495	-	.320	-	-	-	126.00%	.020	2.30%
ENGINEERS--POWER EQUIPMENT OPERATORS:												
BUILDING CONSTRUCTION:												
GROUP A:												
MOTOR GRADERS AND BULLDOZERS.....	7.690	8.140	40.00	.300	-	.200	-	-	-	-	.030	-
GROUP B:												
PUMPS, OVER 4 INCHES.....	7.470	7.910	40.00	.300	-	.200	-	-	-	-	.030	-
GROUP C:												
OILERS.....	6.740	7.140	40.00	.300	-	.200	-	-	-	-	.030	-
STEEL CONSTRUCTION:												
GROUP A:												
CRANES, DERRICKS, DRAGLINES.....	8.350	8.840	40.00	.300	-	.200	-	-	-	-	.030	-
HOISTS.....	8.350	8.840	40.00	.300	-	.200	-	-	-	-	.030	-
PILEDRIVERS.....	8.350	8.840	40.00	.300	-	.200	-	-	-	-	.030	-
GROUP B:												
TRACTORS.....	7.960	8.430	40.00	.300	-	.200	-	-	-	-	.030	-
AIR COMPRESSORS OVER 125 (2 OR LESS).....	7.960	8.430	40.00	.300	-	.200	-	-	-	-	.030	-
GROUP C:												
AIR COMPRESSORS 125 AND UNDER (2 OR LESS).....	6.860	7.270	40.00	.300	-	.200	-	-	-	-	.030	-
OILERS.....	6.860	7.270	40.00	.300	-	.200	-	-	-	-	.030	-
GLAZIERS.....	7.080	7.230	40.00	.400	-	.400	-	60.250	-	-	-	-
LATHERS.....	7.130	7.580	40.00	-	-	.100	-	60.250	-	-	.030	-
MOSAIC AND TERRAZZO WORKERS.....	7.600	8.200	40.00	-	-	.400	-	-	-	-	-	-
PAINTERS.....	7.450	7.800	40.00	-	-	.500	-	-	-	-	.050	-
RESIDENTIAL.....	7.300	7.750	40.00	-	-	.500	-	-	-	-	.050	-
SPRAY.....	7.950	8.300	40.00	-	-	.500	-	-	-	-	.050	-
STRUCTURAL STEEL, SWING STAGE.....	7.950	8.300	40.00	-	-	.500	-	-	-	-	.050	-
PAPERHANGERS.....	7.600	7.950	40.00	-	-	.500	-	-	-	-	.050	-
PIPEFITTERS.....	9.400	10.250	40.00	.650	-	.400	-	-	-	-	.040	-
PLASTERERS.....	7.270	7.670	40.00	.500	-	-	-	-	-	-	.030	-
PLUMBERS.....	9.400	10.250	40.00	.650	-	.400	-	-	-	-	.040	-
REINFORCING IRON WORKERS.....	8.250	8.500	40.00	.600	-	.815	-	-	-	-	.030	-
ROOFERS, COMPOSITION.....	6.800	7.500	40.00	-	-	.200	-	-	-	-	-	-
ROOFERS, SLATE AND TILE.....	7.050	7.750	40.00	-	-	.200	-	-	-	-	-	-
SHEET-METAL WORKERS.....	9.350	9.850	40.00	.650	-	.700	-	-	-	-	.025	-
STONEMASONS.....	8.250	8.750	40.00	.250	-	.250	-	-	-	-	.030	-
STRUCTURAL IRON WORKERS.....	8.250	8.500	40.00	.600	-	.815	-	-	-	-	.030	-
SHEETERS.....	8.250	8.500	40.00	.600	-	.815	-	-	-	-	.030	-
TILE LAYERS.....	7.600	8.200	40.00	-	-	.400	-	-	-	-	-	-
HELPERS AND LABORERS												
BRICKLAYERS' TENDERS.....	5.150	5.400	40.00	.200	-	.300	-	-	-	-	.060	-
MORTAR MIXERS.....	5.250	5.500	40.00	.200	-	.300	-	-	-	-	.060	-
BUILDING LABORERS.....	5.150	5.400	40.00	.200	-	.300	-	-	-	-	.060	-
AIR OR ELECTRIC TOOL OPERATOR.....	5.300	5.550	40.00	.200	-	.300	-	-	-	-	.060	-
ELEVATOR CONSTRUCTORS' HELPERS.....	5.922	6.400	40.00	.495	-	.320	-	-	-	126.00%	.020	2.30%
PLASTERERS' LABORERS.....	5.200	5.450	40.00	.200	-	.300	-	-	-	-	.060	-
HIGHWAY AND STREET CONSTRUCTION												
JOURNEYMEN												
ENGINEERS--POWER EQUIPMENT OPERATORS:												
GROUP A:												
PILE DRIVERS, HOISTS, MIXERS, SHOVELS, DOZERS.....	5.000	5.600	40.00	.300	-	.200	-	-	-	-	-	-

See footnotes at end of table.

**Table 20. Wage rates, hours, and employer contributions to funds: Selected cities—Continued**

(Union hourly wage rates and straight-time weekly hours and employer insurance, pension, vacation, and other contributions to funds in the building trades, July 1, 1975 and July 1, 1976)

CITY AND JOB CLASSIFICATION	JULY 1, 1975		HOURS PER WEEK <sup>2</sup>	JULY 1, 1976							
	RATE PER HOUR <sup>1</sup>	RATE PER HOUR <sup>1</sup>		EMPLOYER CONTRIBUTIONS TO FUNDS <sup>3</sup>							
				INSURANCE <sup>4</sup>		PENSION		VACATION		OTHER <sup>5</sup>	
				DOLLARS	PERCENT	DOLLARS	PERCENT	DOLLARS	PERCENT	DOLLARS	PERCENT
<b>BIRMINGHAM, ALA.—CONTINUED</b>											
HIGHWAYS AND STREET CONSTRUCTION—CONTINUED											
JOURNEYMEN—CONTINUED											
ENGINEER—POWER EQUIPMENT OPERATORS—CONTINUED											
GROUP B: CRUSHERS, BREAKERS, FINISHING MACHINES, WINCH TRUCKS.....	\$4.850	\$5.500	40.00	0.300	-	0.200	-	-	-	-	-
GROUP C: AIR COMPRESSORS, PUMPS, HOISTS, FRONT END LOADERS.....	4.400	5.000	40.00	.300	-	.200	-	-	-	-	
HELPERS AND LABORERS											
LABORERS (GENERAL).....	3.060	3.750	40.00	.200	-	.300	-	-	-	0.030	
BATCH TRUCK DUMPERS.....	3.060	3.750	40.00	.200	-	.300	-	-	-	.030	
AIR TOOL OPERATORS.....	3.340	3.900	40.00	.200	-	.300	-	-	-	.030	
MORTAR MIXERS.....	3.340	4.000	40.00	.200	-	.300	-	-	-	.030	
PIPE LAYERS.....	3.440	3.850	40.00	.200	-	.300	-	-	-	.030	
OTHER HEAVY CONSTRUCTION											
JOURNEYMEN											
CARPENTERS.....	6.700	7.350	40.00	.400	-	.250	-	-	-	.030	
PILEDRIVERS.....	6.900	7.550	40.00	.400	-	.250	-	-	-	.030	
CEMENT FINISHERS.....	7.230	7.380	40.00	.300	-	-	-	-	-	.030	
ENGINEERS—POWER EQUIPMENT OPERATORS											
GROUP A:											
BULLDOZERS, BOOM TRACTORS.....	7.910	8.410	40.00	.400	-	.300	-	-	-	.030	
CRANES; DERRICKS, DRAGLINES, CONCRETE PUMPS.....	7.910	8.410	40.00	.400	-	.300	-	-	-	.030	
PUSH TRACTORS.....	7.910	8.410	40.00	.400	-	.300	-	-	-	.030	
COMPRESSORS, 2 OR MORE WITHIN 200 FT RADIUS.....	7.910	8.410	40.00	.400	-	.300	-	-	-	.030	
HOISTS (2 DRUMS OR MORE).....	7.910	8.410	40.00	.400	-	.300	-	-	-	.030	
MIXERS (5 BAGS OR OVER).....	7.910	8.410	40.00	.400	-	.300	-	-	-	.030	
ROLLERS, ASPHALT.....	7.910	8.410	40.00	.400	-	.300	-	-	-	.030	
MOTOR GRADERS.....	7.910	8.410	40.00	.400	-	.300	-	-	-	.030	
PILE DRIVERS, SCRAPERS, SHOVELS.....	7.910	8.410	40.00	.400	-	.300	-	-	-	.030	
TRENCHING MACHINES..	7.910	8.410	40.00	.400	-	.300	-	-	-	.030	
GROUP B:											
HOISTS, 1 DRUM.....	7.570	7.970	40.00	.400	-	.300	-	-	-	.030	
ROLLERS (OTHER THAN ASPHALT).....	7.570	7.970	40.00	.400	-	.300	-	-	-	.030	
PUMPS (2 OR MORE 4- INCH AND OVER) WITHIN 200' RAD...	7.570	7.970	40.00	.400	-	.300	-	-	-	.030	
GROUP C:											
AIR COMPRESSORS.....	7.420	7.720	40.00	.400	-	.300	-	-	-	.030	
BLADE GRADERS (PULL TYPE).....	7.420	7.720	40.00	.400	-	.300	-	-	-	.030	
MIXERS (UNDER 5 BAGS).....	7.420	7.720	40.00	.400	-	.300	-	-	-	.030	
GROUP D:											
AIR COMPRESSORS (125 AND UNDER).....	6.910	7.160	40.00	.400	-	.300	-	-	-	.030	
PUMPS, 3 OR UNDER (UNDER 4-INCH).....	6.910	7.160	40.00	.400	-	.300	-	-	-	.030	
OILERS.....	6.910	7.160	40.00	.400	-	.300	-	-	-	.030	
HELPERS AND LABORERS											
CONSTRUCTION LABORERS....	4.800	5.250	40.00	.250	-	.300	-	-	-	.080	
BATCH TRUCK DUMPERS, HAND BLADE OPERATORS.....	4.800	5.250	40.00	.250	-	.300	-	-	-	.080	
MORTAR MIXERS.....	4.900	5.350	40.00	.250	-	.300	-	-	-	.080	
PIPELAYERS.....	4.900	5.350	40.00	.250	-	.300	-	-	-	.080	
POWDERMEN AND BLASTERS..	5.630	6.080	40.00	.250	-	.300	-	-	-	.080	
ASPHALT MAKERS, SIDE RAIL SETTERS, VIBRATOR AND AIR TOOL OPERATORS.....	4.950	5.400	40.00	.250	-	.300	-	-	-	.080	
TUNNEL LABORERS.....	5.200	5.650	40.00	.250	-	.300	-	-	-	.080	

See footnotes at end of table.

**Table 20. Wage rates, hours, and employer contributions to funds: Selected cities—Continued**

(Union hourly wage rates and straight-time weekly hours and employer insurance, pension, vacation, and other contributions to funds in the building trades, July 1, 1975 and July 1, 1976)

CITY AND JOB CLASSIFICATION	JULY 1, 1975		HOURS PER WEEK <sup>2</sup>	JULY 1, 1976							
	RATE PER HOUR <sup>1</sup>	RATE PER HOUR <sup>1</sup>		EMPLOYER CONTRIBUTIONS TO FUNDS <sup>3</sup>							
				INSURANCE <sup>4</sup>		PENSION		VACATION		OTHER <sup>5</sup>	
				DOLLARS	PERCENT	DOLLARS	PERCENT	DOLLARS	PERCENT	DOLLARS	PERCENT
<b>BOSTON, MASS.</b>											
<b>BUILDING CONSTRUCTION</b>											
<b>JOURNEYMEN</b>											
ASBESTOS WORKERS.....	\$8.660	\$9.260	40.00	0.800	-	0.800	-	1.000	-	-	-
BOILERMAKERS.....	10.000	10.680	40.00	.750	-	<sup>13</sup> -	10.00%	-	-	-	-
BRICKLAYERS.....	9.750	9.900	40.00	.850	-	1.100	-	-	-	0.180	-
CARPENTERS.....	10.000	10.000	40.00	.600	-	1.000	-	-	-	.020	-
CEMENT FINISHERS.....	9.620	10.200	40.00	.750	-	.450	-	-	-	-	-
ELECTRICIANS (INSIDE WIRERS).....	9.600	10.000	40.00	.500	-	1.550	-	1.050	-	<sup>14</sup> 1.050	-
ELEVATOR CONSTRUCTORS.....	10.105	10.665	40.00	.495	-	.320	-	-	6.00%	.266	-
ENGINEERS--POWER EQUIPMENT OPERATORS: HEAVY EQUIPMENT: POWER SHOVELS, PILE-DRIVERS, HOISTING ENGINES.....	10.360	10.610	40.00	1.100	-	.800	-	-	-	-	-
MEDIUM EQUIPMENT: BULLDOZERS, GRADERS, SCRAPERS (21 YARDS STRUCK OR LESS).....	10.240	10.490	40.00	1.100	-	.800	-	-	-	-	-
LIGHT EQUIPMENT: PUMPS, COMPRESSORS, WELDING MACHINES....	8.650	8.860	40.00	1.100	-	.800	-	-	-	-	-
GLAZIERS.....	9.200	9.800	40.00	.520	-	.590	-	-	-	-	-
LATHERS.....	9.000	9.750	40.00	.450	-	.550	-	-	-	.280	-
MARBLE SETTERS.....	9.050	9.750	40.00	.700	-	.800	-	-	-	-	-
MOSAIC AND TERRAZZO WORKERS.....	9.050	9.750	40.00	.700	-	.800	-	-	-	.050	-
PAINTERS.....	9.460	9.760	40.00	.720	-	1.050	-	-	-	.050	-
SPRAY.....	10.460	10.760	40.00	.720	-	1.050	-	-	-	.050	-
STRUCTURAL STEEL.....	11.580	11.880	40.00	.720	-	1.050	-	-	-	.050	-
PIPEFITTERS.....	10.360	10.760	40.00	.940	-	1.000	-	-	-	.120	-
SPRINKLER FITTERS.....	10.230	10.980	40.00	.600	-	.800	-	.500	-	.020	-
REFRIGERATION AND AIR CONDITIONING MECHANICS.....	10.360	10.760	40.00	.940	-	1.000	-	-	-	.120	-
PLASTERERS.....	8.550	9.250	40.00	.450	-	-	-	-	-	1.450	-
PLUMBERS.....	10.200	10.800	40.00	.700	-	<sup>13</sup> .850	-	.400	-	.050	-
REINFORCING IRON WORKERS.....	9.740	9.740	40.00	.700	-	<sup>13</sup> 1.500	-	.250	-	.060	-
ROOFERS, COMPOSITION.....	8.950	9.500	40.00	.700	-	<sup>13</sup> 1.200	-	.250	-	.120	-
WATERPROOF AND DAMPROOF.....	8.950	9.500	40.00	.700	-	<sup>13</sup> 1.200	-	.250	-	.120	-
ROOFERS, SLATE AND TILE.....	8.950	9.500	40.00	.700	-	<sup>13</sup> 1.200	-	.250	-	.120	-
SHEET-METAL WORKERS.....	9.630	9.830	40.00	1.160	-	<sup>13</sup> 1.100	-	.300	-	.100	-
STONEMASONS.....	9.750	9.900	40.00	.850	-	<sup>13</sup> 1.100	-	-	-	.180	-
STRUCTURAL IRON WORKERS.....	9.740	9.740	40.00	.700	-	<sup>13</sup> 1.500	-	.250	-	.060	-
ELECTRIC WELDERS.....	9.740	9.740	40.00	.700	-	<sup>13</sup> 1.500	-	.250	-	.060	-
TILE LAYERS.....	9.050	9.750	40.00	.700	-	<sup>13</sup> .800	-	-	-	-	-
<b>HELPERS AND LABORERS</b>											
BRICKLAYERS' TENDERS:											
AGREEMENT A.....	7.750	7.750	40.00	.600	-	.700	-	-	-	.170	-
AGREEMENT B.....	7.750	7.750	40.00	.600	-	.700	-	-	-	.170	-
BUILDING LABORERS:											
AGREEMENT A.....	7.500	7.500	40.00	.600	-	.700	-	-	-	.170	-
AGREEMENT B.....	7.500	7.500	40.00	.600	-	.700	-	-	-	.070	-
AGREEMENT C.....	7.500	7.500	40.00	.600	-	.700	-	-	-	.170	-
ELEVATOR CONSTRUCTORS' HELPERS.....	7.070	7.465	40.00	.495	-	.320	-	-	6.00	.266	-
MARBLE SETTERS' HELPERS.....	8.350	8.710	40.00	.850	-	.250	-	-	-	-	-
PLASTERERS' TENDERS:											
AGREEMENT A.....	7.750	7.750	40.00	.600	-	.700	-	-	-	.170	-
AGREEMENT B.....	7.750	7.750	40.00	.600	-	.700	-	-	-	.170	-
TERRAZZO WORKERS' HELPERS.....	8.650	9.950	40.00	-	-	.250	-	-	-	.050	-
TILE LAYERS' HELPERS.....	8.350	8.710	40.00	.850	-	.250	-	-	-	-	-
<b>HIGHWAY AND STREET CONSTRUCTION</b>											
<b>JOURNEYMEN</b>											
CARPENTERS.....	10.000	10.000	40.00	.600	-	1.000	-	-	-	.020	-
CEMENT FINISHERS.....	9.620	10.200	40.00	.750	-	.450	-	-	-	-	-

See footnotes at end of table.

**Table 20. Wage rates, hours, and employer contributions to funds: Selected cities—Continued**

(Union hourly wage rates and straight-time weekly hours and employer insurance, pension, vacation, and other contributions to funds in the building trades, July 1, 1975 and July 1, 1976)

CITY AND JOB CLASSIFICATION	JULY 1, 1975		JULY 1, 1976								
	RATE PER HOUR <sup>1</sup>	RATE PER HOUR <sup>1</sup>	HOURS PER WEEK <sup>2</sup>	EMPLOYER CONTRIBUTIONS TO FUNDS <sup>3</sup>							
				INSURANCE <sup>4</sup>		PENSION		VACATION		OTHER <sup>5</sup>	
				DOLLARS	PERCENT	DOLLARS	PERCENT	DOLLARS	PERCENT	DOLLARS	PERCENT
<b>BOSTON, MASS.—CONTINUED</b>											
HIGHWAY AND STREET CONSTRUCTION—CONTINUED											
JOURNEYMEN—CONTINUED											
ENGINEERS POWER EQUIPMENT OPERATORS:											
HEAVY EQUIPMENT:											
POWER SHOVELS, PILE-DRIVERS, LIGHTERS..	\$10.360	\$10.610	40.00	1.100	-	0.800	-	-	-	-	
MEDIUM EQUIPMENT:											
BULLDOZERS, CEMENT MIXERS, STEAM BOILERS.....	10.240	10.490	40.00	1.100	-	.800	-	-	-	-	
LIGHT EQUIPMENT:											
PUMPS, COMPRESSORS, WELDING MACHINES, CONCRETE MIXERS....	8.650	8.860	40.00	1.100	-	.800	-	-	-	-	
STRUCTURAL IRON WORKERS..	9.740	9.740	40.00	.700	-	<sup>13</sup> 1.500	-	0.250	-	0.060	
HELPERS AND LABORERS											
GENERAL LABORERS.....	7.500	7.500	40.00	.600	-	.700	-	-	-	.180	
OTHER HEAVY CONSTRUCTION											
JOURNEYMEN											
CARPENTERS.....	10.000	10.000	40.00	.600	-	1.000	-	-	-	.020	
CEMENT FINISHERS.....	9.620	10.200	40.00	.750	-	.450	-	-	-	-	
ENGINEERS--POWER EQUIPMENT OPERATORS											
HEAVY EQUIPMENT:											
POWER SHOVELS, PILE DRIVERS											
LIGHTERS.....	10.360	10.610	40.00	1.100	-	.800	-	-	-	-	
MEDIUM EQUIPMENT:											
BULLDOZERS, CEMENT MIXERS, STEAM BOILERS.....	10.240	10.490	40.00	1.100	-	.800	-	-	-	-	
LIGHT EQUIPMENT:											
PUMPS, COMPRESSORS, WELDING MACHINES, CONCRETE MIXERS.....	8.650	8.860	40.00	1.100	-	.800	-	-	-	-	
STRUCTURAL IRON WORKERS..	9.740	9.740	40.00	.700	-	<sup>13</sup> 1.500	-	.250	-	.060	
HELPERS AND LABORERS											
GENERAL LABORERS.....	7.500	7.500	40.00	.600	-	.700	-	-	-	.170	
<b>BUFFALO, N.Y.</b>											
BUILDING CONSTRUCTION											
JOURNEYMEN											
ASBESTOS WORKERS.....	9.810	10.410	40.00	1.020	-	.550	-	-	-	-	
BOILERMAKERS.....	9.850	10.600	40.00	.700	-	1.000	-	-	-	-	
BRICKLAYERS.....	10.640	11.490	40.00	-	-	1.250	-	-	-	.630	
CARPENTERS.....	9.580	10.430	40.00	<sup>15</sup> 1.250	-	1.400	-	-	-	.070	
MILLWRIGHTS.....	9.580	10.430	40.00	<sup>15</sup> 1.250	-	1.400	-	-	-	.070	
PILEDRIVERS.....	9.580	10.430	40.00	<sup>15</sup> 1.250	-	1.400	-	-	-	.070	
CEMENT FINISHERS.....	10.880	11.630	40.00	-	-	1.250	-	-	-	-	
MACHINE OPERATORS, FLOOR.....	11.050	11.800	40.00	-	-	1.250	-	-	-	-	
SWING.....	11.150	11.900	40.00	-	-	1.250	-	-	-	-	
MACHINE OPERATORS.....	11.300	12.050	40.00	-	-	1.250	-	-	-	-	
ELECTRICIAN (INSIDE WIRERS).....	†10.872	11.616	35.00	.550	-	.800	<sup>16</sup> 1.00%	<sup>6</sup> .874	-	.050	
RESIDENTIAL WIREMEN.....	9.940	9.940	35.00	.550	-	.800	1.00	-	-	.050	
ELEVATOR CONSTRUCTORS....	10.555	10.990	40.00	.495	-	.320	-	<sup>8</sup> -	-	<sup>9</sup> .020	

See footnotes at end of table.

**Table 20. Wage rates, hours, and employer contributions to funds: Selected cities—Continued**

(Union hourly wage rates and straight-time weekly hours and employer insurance, pension, vacation, and other contributions to funds in the building trades, July 1, 1975 and July 1, 1976)

CITY AND JOB CLASSIFICATION	JULY 1, 1975		HOURS PER WEEK <sup>2</sup>	JULY 1, 1976							
	RATE PER HOUR <sup>1</sup>	RATE PER HOUR <sup>1</sup>		EMPLOYER CONTRIBUTIONS TO FUNDS <sup>3</sup>							
				INSURANCE <sup>4</sup>		PENSION		VACATION		OTHER <sup>5</sup>	
DOLLARS	PERCENT	DOLLARS	PERCENT	DOLLARS	PERCENT	DOLLARS	PERCENT	DOLLARS	PERCENT		
<b>BUFFALO, N.Y.</b>											
<b>-CONTINUED</b>											
BUILDING CONSTRUCTION -CONTINUED											
JOURNEYMEN -CONTINUED											
ENGINEERS--POWER EQUIPMENT OPERATORS:											
HEAVY EQUIPMENT--SHOWELS, CRANES, DERRICKS	\$10.435	\$11.435	40.00	0.500	-	0.500	-	-	-	<sup>17</sup> 0.720	
MEDIUM EQUIPMENT:											
HOISTING ENGINEERS, CONVEYOR OPERATORS..	10.240	11.240	40.00	.500	-	.500	-	-	-	<sup>17</sup> .720	
TRENCHING MACHINES...	10.280	11.280	40.00	.500	-	.500	-	-	-	<sup>17</sup> .720	
LIGHT EQUIPMENT:											
COMPRESSORS, MECHANICAL HEATERS.....	9.400	9.400	40.00	.500	-	.500	-	-	-	<sup>17</sup> .720	
PUMPS.....	9.555	9.555	40.00	.500	-	.500	-	-	-	<sup>17</sup> .720	
GLAZIERS.....	9.030	9.740	40.00	.700	-	.550	-	-	-	.800	
LATHERS.....	10.920	10.920	40.00	-	-	.100	-	-	-	.030	
MACHINISTS.....	11.450	11.450	40.00	.800	-	.500	-	4.00%	-	-	
MARBLE SETTERS.....	10.355	11.205	40.00	-	-	1.250	-	-	-	.630	
MOSAIC AND TERRAZZO WORKERS.....	10.260	11.110	40.00	-	-	1.250	-	-	-	.630	
PAINTERS.....	8.655	10.255	40.00	.525	-	.300	-	-	-	.610	
SPRAY.....	8.905	10.505	40.00	.525	-	.300	-	-	-	.610	
STEEL.....	9.155	10.755	40.00	.525	-	.300	-	-	-	.610	
SWING SCAFFOLD.....	8.905	10.505	40.00	.525	-	.300	-	-	-	.610	
HIGH BRIDGE.....	10.320	11.920	40.00	.525	-	.300	-	-	-	.610	
PAPERHANGERS.....	8.655	10.255	40.00	.525	-	.300	-	-	-	.610	
PIPEFITTERS.....	10.120	11.920	35.00	.500	-	.930	-	-	-	.770	
SPRINKLER FITTERS.....	10.840	11.690	40.00	.600	-	.900	-	-	-	-	
PLASTERERS.....	11.060	11.060	40.00	-	-	-	-	-	-	-	
PLUMBERS.....	11.190	11.530	35.00	.740	-	.850	-	-	-	.150	
RESIDENTIAL.....	7.060	6.870	40.00	.740	-	.850	-	-	-	.150	
REINFORCING IRON WORKERS.....	10.270	10.880	40.00	.980	-	1.230	-	-	-	.070	
ROOFERS, COMPOSITION.....	8.920	9.740	40.00	.850	-	1.300	-	-	-	.040	
ROOFERS, SLATE AND TILE..	9.070	9.890	40.00	.890	-	1.300	-	-	-	.040	
SHEET-METAL WORKERS.....	10.730	11.480	35.00	.500	-	.800	-	-	-	.660	
STONEMASONS.....	10.640	11.490	40.00	-	-	1.250	-	-	-	.630	
STRUCTURAL-IRON WORKERS..	10.270	10.880	40.00	.980	-	1.230	-	-	-	.070	
ORNAMENTAL IRON WORKERS.....	10.270	10.880	40.00	.980	-	1.230	-	-	-	.070	
TILE LAYERS.....	10.260	11.110	40.00	-	-	1.250	-	-	-	.630	
HELPERS AND LABORERS											
BUILDING LABORERS:											
AGREEMENT A.....	8.055	8.155	40.00	.950	-	1.300	-	-	-	.520	
AGREEMENT B.....	7.955	8.055	40.00	.950	-	1.300	-	-	-	.550	
AGREEMENT C:											
RESIDENTIAL.....	5.000	5.350	40.00	-	-	-	-	-	-	-	
ELEVATOR CONSTRUCTORS <sup>8</sup>											
HELPERS.....	7.390	7.690	40.00	.495	-	.320	-	8-	-	<sup>9</sup> .020	
MARBLE SETTERS' HELPERS..	8.360	8.910	40.00	.550	-	.400	-	-	-	1.000	
TERRAZZO WORKERS <sup>8</sup>											
HELPERS.....	8.360	8.910	40.00	.550	-	.400	-	-	-	1.000	
GRINDERS.....	8.460	9.010	40.00	.550	-	.400	-	-	-	1.000	
TILE LAYERS' HELPERS.....	8.360	8.910	40.00	.550	-	.400	-	-	-	1.000	
HIGHWAY AND STREET CONSTRUCTION											
JOURNEYMEN											
CARPENTERS.....	9.580	10.430	40.00	<sup>15</sup> 1.250	-	1.400	-	-	-	.070	
PILEDRIVERS.....	9.580	10.430	40.00	<sup>15</sup> 1.250	-	1.400	-	-	-	.070	
CEMENT FINISHERS.....	10.880	11.630	40.00	-	-	1.250	-	-	-	-	
ENGINEERS--POWER EQUIPMENT OPERATORS:											
HEAVY EQUIPMENT--SHOWELS, CRANES, BACKHOES, PAVERS.....	10.220	11.120	40.00	.500	-	.500	-	-	-	<sup>9</sup> .670	
MEDIUM EQUIPMENT--ROLLERS, HOISTING ENGINEERS OPERATORS.....	†10.080	10.980	40.00	.500	-	.500	-	-	-	<sup>9</sup> .670	
LIGHT EQUIPMENT--COMPRESSORS, HEATING BOILERS.....	9.240	9.240	40.00	.500	-	.500	-	-	-	<sup>9</sup> .670	

See footnotes at end of table.



**Table 20. Wage rates, hours, and employer contributions to funds: Selected cities—Continued**

(Union hourly wage rates and straight-time weekly hours and employer insurance, pension, vacation, and other contributions to funds in the building trades, July 1, 1975 and July 1, 1976)

CITY AND JOB CLASSIFICATION	JULY 1, 1975		HOURS PER WEEK <sup>2</sup>	JULY 1, 1976							
	RATE PER HOUR <sup>1</sup>	RATE PER HOUR <sup>1</sup>		EMPLOYER CONTRIBUTIONS TO FUNDS <sup>3</sup>							
				INSURANCE <sup>4</sup>		PENSION		VACATION		OTHER <sup>5</sup>	
				DOLLARS	PERCENT	DOLLARS	PERCENT	DOLLARS	PERCENT	DOLLARS	PERCENT
<b>BUFFALO, N.Y.—CONTINUED</b>											
HIGHWAYS AND STREET CONSTRUCTION—CONTINUED											
JOURNEYMEN—CONTINUED											
STRUCTURAL IRON WORKERS.. HELPERS AND LABORERS	\$10.270	\$10.880	40.00	0.980	-	1.230	-	-	-	0.070	-
GENERAL LABORERS.....	7.955	8.055	40.00	.950	-	1.300	-	-	-	.9520	-
OTHER HEAVY CONSTRUCTION											
JOURNEYMEN											
CARPENTERS, WHARF BUILDERS, PILE DRIVERS, DOCK CARPENTERS.....	9.580	10.430	40.00	<sup>6</sup> 1.250	-	1.400	-	-	-	.070	-
CEMENT FINISHERS.....	10.880	11.630	40.00	-	-	1.250	-	-	-	-	-
ENGINEERS--POWER EQUIPMENT OPERATORS:											
HEAVY EQUIPMENT--SHOVELS, CRANES, BACKHOES.....	†10.220	11.120	40.00	.500	-	.500	-	-	-	.9670	-
MEDIUM EQUIPMENT--ROLLERS, HOISTING ENGINE OPERATORS.....	†10.080	10.980	40.00	.500	-	.500	-	-	-	.9670	-
LIGHT EQUIPMENT--COMPRESSOR OPERATORS, HEATING BOILERS.....	†9.240	9.240	40.00	.500	-	.500	-	-	-	.9670	-
STRUCTURAL IRON WORKERS..	10.270	10.880	40.00	.980	-	1.230	-	-	-	.070	-
ORNAMENTAL IRON WORKERS.....	10.270	10.880	40.00	.980	-	1.230	-	-	-	.070	-
HELPERS AND LABORERS											
MINER-LABORERS.....	8.355	8.455	40.00	.950	-	1.300	-	-	-	<sup>17</sup> .550	-
GENERAL LABORELS.....	7.955	8.055	40.00	.950	-	1.300	-	-	-	.9520	-
<b>CHATTANOOGA, TENN.</b>											
BUILDING CONSTRUCTION											
JOURNEYMEN											
ASBESTOS WORKERS.....	7.390	7.880	40.00	.300	-	.200	-	<sup>6</sup> 1.000	-	-	-
BOILERMAKERS.....	8.200	8.800	40.00	.600	-	1.000	-	-	-	-	-
BRICKLAYERS.....	8.650	9.250	40.00	.350	-	.300	-	-	-	.020	-
CARPENTERS.....	7.580	8.180	40.00	.400	-	.350	-	-	-	.020	-
HILLWRIGHTS.....	8.030	8.630	40.00	.400	-	.350	-	-	-	.020	-
CEMENT FINISHERS.....	7.550	8.100	40.00	-	-	-	-	-	-	.020	-
ELECTRICIANS (INSIDE WIRERS).....	8.030	8.532	40.00	.600	-	.200	1.00%	-	<sup>6</sup> 2.50%	-	<sup>6</sup> 2.50%
ELEVATOR CONSTRUCTORS....	7.180	8.660	40.00	.495	-	.320	-	-	<sup>12</sup> 6.00	-	2.30
ENGINEERS--POWER EQUIPMENT OPERATORS:											
GROUP A--BULLDOZERS, CRANES, DRAGLINES, HOISTS, SHOVELS, SCRAPERS, TRENCHING MACHINES.....	7.350	7.950	40.00	.300	-	.250	-	-	-	.020	-
GROUP B--CENTRAL COMPRESSOR PLANTS, PAVING MACHINES, TRACTORS, CONCRETE PUMPS, EARTH AUGERS, FORKLIFTS.....	6.550	7.150	40.00	.300	-	.250	-	-	-	.020	-
GROUP C--PORTABLE COMPRESSORS, PUMPS (2, NOT MORE THAN 3), WELDING MACHINES, OILERS (COMBINATION).....	5.950	6.550	40.00	.300	-	.250	-	-	-	.020	-

See footnotes at end of table.

**Table 20. Wage rates, hours, and employer contributions to funds: Selected cities—Continued**

(Union hourly wage rates and straight-time weekly hours and employer insurance, pension, vacation, and other contributions to funds in the building trades, July 1, 1975 and July 1, 1976)

CITY AND JOB CLASSIFICATION	JULY 1, 1975		JULY 1, 1976								
	RATE PER HOUR <sup>1</sup>	RATE PER HOUR <sup>1</sup>	HOURS PER WEEK <sup>2</sup>	EMPLOYER CONTRIBUTIONS TO FUNDS <sup>3</sup>							
				INSURANCE <sup>4</sup>		PENSION		VACATION		OTHER <sup>5</sup>	
				DOLLARS	PERCENT	DOLLARS	PERCENT	DOLLARS	PERCENT	DOLLARS	PERCENT
<b>CHATTANOOGA, TENN.—CONTINUED</b>											
BUILDING CONSTRUCTION—CONTINUED											
JOURNEYMEN—CONTINUED											
ENGINEER—POWER EQUIPMENT OPERATORS—CONTINUED											
GROUP D—AIR COMPRESSORS (1 PORTABLE), FIREMEN, PORTABLE CRUSHERS.....											
	\$5.650	\$6.250	40.00	0.300	-	0.250	-	-	-	0.020	-
GLAZIERS.....	6.830	7.460	40.00	-	-	-	-	4.00%	-	-	-
LATHERS.....	7.750	8.350	40.00	-	-	-	-	-	-	-	-
MACHINISTS.....	9.150	10.070	40.00	-	-	-	-	-	-	-	-
WELDERS.....	9.150	10.070	40.00	-	-	-	-	-	-	-	-
MARBLE SETTERS.....	8.650	9.250	40.00	.350	-	.300	-	-	-	.020	-
MOSAIC AND TERRAZZO WORKERS.....											
	8.650	9.250	40.00	.350	-	.300	-	-	-	.020	-
PAINTERS, RESIDENTIAL AND COMMERCIAL.....											
	7.000	7.500	40.00	-	-	.250	-	-	-	-	-
PAPERHANGERS.....	7.250	7.750	40.00	-	-	.250	-	-	-	-	-
PIPEFITTERS.....	8.500	9.000	40.00	.350	-	.400	-	60.200	-	.102	-
PLASTERERS.....	7.950	8.450	40.00	-	-	-	-	-	-	-	-
PLUMBERS.....	8.500	9.000	40.00	.350	-	.400	-	6.200	-	.102	-
REINFORCING IRON WORKERS.....	7.860	8.610	40.00	.400	-	.350	-	-	-	.402	-
ROOFERS, COMPOSITION.....	7.600	8.200	40.00	-	-	.100	-	-	-	-	-
ROOFERS, SLATE AND TILE.....	7.800	8.400	40.00	-	-	.100	-	-	-	-	-
SHEET-METAL WORKERS.....	8.350	9.340	40.00	.470	-	.500	-	-	-	.100	-
STONEMASONS.....	8.650	9.250	40.00	.350	-	.300	-	-	-	.020	-
STRUCTURAL IRON WORKERS.....	7.860	8.610	40.00	.400	-	.350	-	-	-	.020	-
TILE LAYERS.....	8.650	9.250	40.00	.350	-	.300	-	-	-	.020	-
HELPERS AND LABORERS											
BRICKLAYERS' TENDERS.....											
	5.300	5.900	40.00	.200	-	.200	-	-	-	.020	-
BUILDING LABORERS.....	5.200	5.800	40.00	.200	-	.200	-	-	-	.020	-
ELEVATOR CONSTRUCTORS'											
HELPERS.....											
	5.026	6.062	40.00	.495	-	.320	-	126.00	-	-	2.30%
MARBLE SETTERS' HELPERS.....	5.300	5.900	40.00	.200	-	.200	-	-	-	.020	-
PLASTERERS' LABORERS.....	5.200	5.800	40.00	.200	-	.200	-	-	-	.020	-
PLUMBERS' LABORERS.....	5.200	5.800	40.00	.200	-	.200	-	-	-	.020	-
TERRAZZO WORKERS'											
HELPERS.....											
	5.300	5.900	40.00	.200	-	.200	-	-	-	.020	-
TILE LAYERS' HELPERS.....	5.300	5.900	40.00	.200	-	.200	-	-	-	.020	-
<b>CHICAGO, ILL.</b>											
BUILDING CONSTRUCTION											
JOURNEYMEN											
ASBESTOS WORKERS.....											
	9.960	10.510	40.00	.810	-	.720	-	61.000	-	.050	-
BOILERMAKERS.....	10.550	11.550	37.50	.750	-	1.000	-	-	-	.470	5.00
BRICKLAYERS.....	9.950	10.410	40.00	.700	-	.750	-	6.250	-	.050	-
CARPENTERS.....	10.150	10.150	40.00	.650	-	.830	-	-	-	-	-
CEMENT FINISHERS.....	9.750	9.750	40.00	.820	-	.850	-	6.300	-	.010	-
SWING SCAFFOLD.....	10.000	10.000	40.00	.820	-	.850	-	6.300	-	.010	-
ELECTRICIANS (INSIDE WIRERS).....											
	10.750	10.750	40.00	.770	-	.780	1.00%	.650	-	.150	-
ELEVATOR CONSTRUCTORS.....	10.260	11.910	40.00	.545	-	.350	-	-	6.00	.020	2.31
ENGINEERS—POWER EQUIPMENT OPERATORS:											
CLASS 1:											
CRANES.....											
	10.550	10.550	40.00	.650	-	.850	-	.400	-	-	-
CLASS 2:											
TRACTORS.....											
	9.250	9.250	40.00	.650	-	.850	-	.400	-	-	-
CLASS 3:											
AIR COMPRESSORS.....											
	8.100	8.100	40.00	.650	-	.850	-	.400	-	-	-
CLASS 4:											
OILERS.....											
	6.850	6.850	40.00	.650	-	.850	-	.400	-	-	-
GLAZIERS.....	9.390	9.830	40.00	.280	-	.690	-	-	-	6.1.000	-
LATHERS.....	9.060	9.310	40.00	.580	-	.445	-	6.750	-	.075	-
MACHINISTS.....	10.470	11.020	40.00	.530	-	.450	-	-	6.10	-	-
MARBLE SETTERS AND CUTTERS.....											
	9.620	9.900	40.00	.700	-	-	-	.800	-	-	-
MOSAIC AND TERRAZZO WORKERS.....											
	9.300	9.850	40.00	.700	-	.250	-	-	-	.189	-
PAINTERS.....	8.600	8.950	40.00	.575	-	.450	-	-	-	6.200	-
PAPERHANGERS.....	8.600	8.950	40.00	.575	-	.450	-	-	-	6.200	-

See footnotes at end of table.

**Table 20. Wage rates, hours, and employer contributions to funds: Selected cities—Continued**

(Union hourly wage rates and straight-time weekly hours and employer insurance, pension, vacation, and other contributions to funds in the building trades, July 1, 1975 and July 1, 1976)

CITY AND JOB CLASSIFICATION	JULY 1, 1975		JULY 1, 1976									
	RATE PER HOUR <sup>1</sup>	RATE PER HOUR <sup>1</sup>	HOURS PER WEEK <sup>2</sup>	EMPLOYER CONTRIBUTIONS TO FUNDS <sup>3</sup>								
				INSURANCE <sup>4</sup>		PENSION		VACATION		OTHER <sup>5</sup>		
				DOLLARS	PERCENT	DOLLARS	PERCENT	DOLLARS	PERCENT	DOLLARS	PERCENT	
<b>CHICAGO, ILL.</b>												
<b>-CONTINUED</b>												
<b>BUILDING CONSTRUCTION</b>												
<b>-CONTINUED</b>												
<b>JOURNEYMEN</b>												
<b>-CONTINUED</b>												
PIPEFITTERS.....	\$10.850	\$11.500	40.00	0.700	-	0.850	-	-	-	6	0.020	-
SPRINKLER FITTERS.....	9.500	10.100	40.00	.750	-	.900	-	-	-	-	1.000	-
PLASTERERS.....	9.500	9.600	40.00	.600	-	.810	-	-	-	-	.125	-
PLUMBERS.....	10.178	10.920	40.00	.700	-	.600	-	-	-	6	.550	-
REINFORCING IRON WORKERS..	10.750	11.050	40.00	1.090	-	1.530	-	-	-	-	.310	-
ROOFERS, COMPOSITION.....	10.600	10.700	40.00	.960	-	.800	-	6	0.300	-	.020	-
ROOFERS, SLATE AND TILE..	10.740	11.090	40.00	.960	-	.500	-	-	-	-	-	-
SHEET-METAL WORKERS.....	10.800	11.450	40.00	.500	-	.590	-	-	-	-	.320	-
STONEMASONS.....	9.950	10.410	40.00	.700	-	.750	-	6	.250	-	.050	-
STRUCTURAL-IRON WORKERS..	10.750	11.050	40.00	1.090	-	1.530	-	-	-	-	.310	-
<b>ARCHITECTURAL IRON</b>												
FINISHERS.....	9.980	10.500	40.00	.650	-	.575	-	-	-	-	.500	-
TILE LAYERS.....	9.800	10.300	40.00	.306	-	.525	-	-	-	-	.075	-
<b>HELPERS AND LABORERS</b>												
BRICKLAYERS' TENDERS.....	7.550	8.050	40.00	.570	-	1.100	-	-	-	-	-	-
BUILDING LABORERS.....	7.200	7.800	40.00	.570	-	1.100	-	-	-	-	-	-
ELEVATOR CONSTRUCTORS'												
HELPERS.....	7.155	8.340	40.00	.545	-	.350	-	-	6.00%		.020	2.31%
MARBLE SETTERS' HELPERS..	8.700	9.000	40.00	.620	-	-	-	.330	-	-	-	-
PLASTERERS' LABORERS.....	7.200	7.800	40.00	.570	-	1.100	-	-	-	-	-	-
TERRAZZO WORKERS'												
HELPERS												
FLOOR MACHINES.....	8.400	9.000	40.00	.450	-	.400	-	-	-	-	.173	-
BASE MACHINE OPERATORS	8.650	9.250	40.00	.450	-	.400	-	-	-	-	.173	-
TILE LAYERS' HELPERS.....	8.600	9.050	40.00	.306	-	.525	-	-	-	-	.075	-
<b>HIGHWAY AND STREET CONSTRUCTION</b>												
<b>JOURNEYMEN</b>												
CARPENTERS.....	10.150	10.150	40.00	.650	-	.830	-	-	-	-	-	-
CEMENT FINISHERS.....	9.750	10.050	40.00	.820	-	.850	-	6	.300	-	.010	-
SWING SCAFFOLD.....	10.000	10.300	40.00	.820	-	.850	-	6	.300	-	.010	-
ENGINEERS--POWER EQUIP-												
MENT OPERATORS:												
HEAVY EQUIPMENT--DER-												
RICKS, CRANES, KOEHR-												
ING SCOOPERS, POWER												
SHOVELS.....	10.200	10.200	40.00	.650	-	.850	-	.400	-	-	-	-
MEDIUM EQUIPMENT--												
TRACTORS, END LOAD-												
ERS, AND SIMILAR												
MACHINES.....	9.650	9.650	40.00	.650	-	.850	-	.400	-	-	-	-
LIGHT EQUIPMENT:												
FORKLIFTS.....	8.900	8.900	40.00	.650	-	.850	-	.400	-	-	-	-
PUMPS, TWO OR MORE												
WELDING MACHINES....	7.800	7.800	40.00	.650	-	.850	-	.400	-	-	-	-
OILERS.....	6.800	6.800	40.00	.650	-	.850	-	.400	-	-	-	-
STRUCTURAL IRON WORKERS..	10.750	11.050	40.00	1.090	-	1.530	-	-	-	-	.290	-
<b>HELPERS AND LABORERS</b>												
CONSTRUCTION LABORERS....	7.200	7.800	40.00	.560	-	1.100	-	-	-	-	-	-
<b>OTHER HEAVY CONSTRUCTION</b>												
<b>JOURNEYMEN</b>												
CARPENTERS.....	10.150	10.150	40.00	.650	-	.830	-	-	-	-	-	-
CEMENT FINISHERS.....	9.750	9.750	40.00	.820	-	.850	-	6	.300	-	.010	-
ENGINEERS--POWER EQUIP-												
MENT OPERATORS:												
CLASS I:												
DERRICKS, CRANES,												
KOEHRING SCOOPERS,												
POWER SHOVELS.....	10.200	10.200	40.00	.650	-	.850	-	.400	-	-	-	-

See footnotes at end of table.

**Table 20. Wage rates, hours, and employer contributions to funds: Selected cities—Continued**

(Union hourly wage rates and straight-time weekly hours and employer insurance, pension, vacation, and other contributions to funds in the building trades, July 1, 1975 and July 1, 1976)

CITY AND JOB CLASSIFICATION	JULY 1, 1975		JULY 1, 1976								
	RATE PER HOUR	RATE PER HOUR	HOURS PER WEEK	EMPLOYER CONTRIBUTIONS TO FUNDS <sup>3</sup>							
				INSURANCE <sup>4</sup>		PENSION		VACATION		OTHER <sup>5</sup>	
				DOLLARS	PERCENT	DOLLARS	PERCENT	DOLLARS	PERCENT	DOLLARS	PERCENT
<b>CHICAGO, ILL.</b>											
-CONTINUED											
<b>OTHER HEAVY CONSTRUCTION</b>											
-CONTINUED											
JOURNEYMEN											
-CONTINUED											
ENGINEER-POWER EQUIPMENT OPERATORS -CONTINUED											
CLASS II:											
TRACTORS, END LOADERS											
SCOOPS AND SIMILAR MACHINES.....	\$9.650	\$9.650	40.00	0.650	-	0.850	-	0.400	-	-	
CLASS III:											
FORKLIFTS, STONE.....	8.900	8.900	40.00	.650	-	.850	-	.400	-	-	
CLASS IV:											
PUMPS, 2 OR MORE.....	7.800	7.800	40.00	.650	-	.850	-	.400	-	-	
CLASS V:											
OILERS.....	6.800	6.800	40.00	.650	-	.850	-	.400	-	-	
SWING SCAFFOLD.....	10.000	10.000	40.00	.820	-	.850	-	<sup>6</sup> .300	-	0.010	
STRUCTURAL IRON WORKERS..	10.750	11.050	40.00	1.090	-	1.530	-	-	-	<sup>6</sup> .290	
HELPERS AND LABORERS											
CONSTRUCTION LABORERS....	7.200	7.800	40.00	.570	-	1.100	-	-	-	-	
<b>CINCINNATI, OHIO</b>											
BUILDING CONSTRUCTION											
JOURNEYMEN											
ASBESTOS WORKERS.....	10.760	11.510	40.00	.600	-	.850	-	<sup>6</sup> 1.100	-	.020	
BOILERMAKERS.....	8.550	9.050	40.00	.600	-	1.000	-	-	-	1.000	
BRICKLAYERS.....	10.445	10.795	40.00	.450	-	.350	-	<sup>6</sup> .450	-	.145	
CLEANERS, POINTERS, AND CAULKERS.....											
10.445	10.795	40.00	.450	-	.350	-	<sup>6</sup> .450	-	.145	-	
CARPENTERS.....	10.550	10.550	40.00	.600	-	.650	-	-	-	.025	
MILLWRIGHTS.....	9.440	9.690	40.00	.500	-	.850	-	<sup>6</sup> .750	-	.125	
CEMENT FINISHERS.....	9.395	9.670	40.00	.550	-	.600	-	<sup>6</sup> 1.000	-	.035	
ELECTRICIAN (INSIDE WIRES).....											
9.936	9.936	40.00	.400	-	.300	1.00%	-	<sup>6</sup> 8.00%	.200	-	
ELEVATOR CONSTRUCTORS.....	9.910	10.635	40.00	.495	-	.320	-	-	4.00	.020	
ENGINEERS-POWER EQUIPMENT OPERATORS:											
GROUP A:											
CRANES, DERRICKS, POWER SHOVELS.....	10.460	11.110	40.00	.460	-	1.000	-	-	-	.085	
GROUP B:											
BULLDOZERS, POWER GRADERS.....	10.300	10.950	40.00	.460	-	1.000	-	-	-	.085	
GROUP C:											
AIR COMPRESSORS, ASPHALT ROLLERS, PUMPS.....	9.940	10.590	40.00	.460	-	1.000	-	-	-	.085	
GROUP D:											
COMPRESSORS, MIXERS, ROLLERS.....	9.160	9.810	40.00	.460	-	1.000	-	-	-	.085	
GROUP E:											
BACKFILLERS, CONCRETE SPREADERS.....	8.830	9.480	40.00	.460	-	1.000	-	-	-	.085	
GROUP F:											
OILERS, PUMPS.....	7.730	8.030	40.00	.460	-	1.000	-	-	-	.085	
GLAZIERS.....	8.850	10.700	40.00	-	-	.500	-	-	-	-	
LATHERS.....	10.145	10.670	40.00	-	-	.250	-	<sup>6</sup> 1.000	-	.200	
MACHINISTS, CONSTRUCTION AND ERECTION.....											
9.500	9.750	40.00	-	-	-	-	-	.449	-	.375	
MARBLE SETTERS.....	9.885	10.235	40.00	.450	-	.350	-	<sup>6</sup> .450	-	.025	
TERRAZZO WORKERS.....	9.885	10.185	40.00	.450	-	.350	-	<sup>6</sup> .450	-	.025	
PAINTERS:											
COMMERCIAL.....	9.450	9.900	40.00	-	-	.250	-	<sup>6</sup> .500	-	-	
INDUSTRIAL.....	9.600	10.050	40.00	-	-	.250	-	<sup>6</sup> .500	-	-	
RESIDENTIAL.....	9.130	9.580	40.00	-	-	.250	-	<sup>6</sup> .500	-	-	
PAPERHANGERS:											
COMMERCIAL.....	9.450	9.900	40.00	-	-	.250	-	<sup>6</sup> .500	-	-	
INDUSTRIAL.....	9.600	10.050	40.00	-	-	.250	-	<sup>6</sup> .500	-	-	
RESIDENTIAL.....	9.130	9.580	40.00	-	-	.250	-	<sup>6</sup> .500	-	-	
PIPEFITTERS.....	10.105	10.669	40.00	.650	-	1.150	-	-	<sup>6</sup> 6.00	.365	
PLASTERERS.....	9.995	10.195	40.00	-	-	.500	-	<sup>6</sup> 1.250	-	.235	
PLUMBERS.....	10.020	10.640	40.00	.400	-	1.050	-	<sup>6</sup> .750	-	<sup>6</sup> .430	
REINFORCING IRON WORKERS..	9.995	10.430	40.00	.750	-	1.450	-	-	-	-	
ROOFERS, COMPOSITION.....	9.745	10.480	40.00	-	-	.850	-	<sup>6</sup> 1.000	-	-	
SHEET-METAL WORKERS.....	9.935	9.935	40.00	.500	-	.750	-	<sup>6</sup> .500	-	.410	
STONEMASONS.....	10.445	10.795	40.00	.450	-	.350	-	<sup>6</sup> .450	-	.145	
STRUCTURAL AND ORNAMENTAL IRONWORKERS.....											
9.995	11.080	40.00	.750	-	.850	-	-	-	-	.030	
TILE LAYERS.....	9.885	10.185	40.00	.450	-	.350	-	<sup>6</sup> .450	-	.025	

See footnotes at end of table.

**Table 20. Wage rates, hours, and employer contributions to funds: Selected cities—Continued**

(Union hourly wage rates and straight-time weekly hours and employer insurance, pension, vacation, and other contributions to funds in the building trades, July 1, 1975 and July 1, 1976)

CITY AND JOB CLASSIFICATION	JULY 1, 1975		HOURS PER WEEK <sup>2</sup>	JULY 1, 1976							
	RATE PER HOUR <sup>1</sup>	RATE PER HOUR <sup>1</sup>		EMPLOYER CONTRIBUTIONS TO FUNDS <sup>3</sup>							
				INSURANCE <sup>4</sup>		PENSION		VACATION		OTHER <sup>5</sup>	
				DOLLARS	PERCENT	DOLLARS	PERCENT	DOLLARS	PERCENT	DOLLARS	PERCENT
<b>CINCINNATI, OHIO</b>											
<b>-CONTINUED</b>											
HIGHWAY AND STREET CONSTRUCTION -CONTINUED											
HELPERS AND LABORERS											
BRICKLAYERS' TENDERS.....	\$9.250	\$9.500	40.00	0.550	-	0.400	-	-	-	0.050	-
BUILDING LABORERS.....	9.050	9.300	40.00	.550	-	.400	-	-	-	.050	-
ELEVATOR CONSTRUCTORS <sup>6</sup>											
HELPERS.....	6.940	7.440	40.00	.495	-	.320	-	-	4.00%	.020	2.31%
MARBLE SETTERS' HELPERS..	8.735	8.935	40.00	-	-	-	-	6.500	-	-	-
MARBLE POLISHERS.....	8.900	9.100	40.00	-	-	-	-	6.500	-	-	-
TERRAZZO WORKERS <sup>6</sup>											
HELPERS.....	8.685	8.885	40.00	-	-	-	-	6.500	-	-	-
BASE GRINDERS.....	9.105	9.305	40.00	-	-	-	-	6.500	-	-	-
TILELAYERS' HELPERS.....	8.635	8.835	40.00	-	-	-	-	6.500	-	-	-
HIGHWAY AND STREET CONSTRUCTION											
JOURNEYMEN											
CARPENTERS.....	10.550	10.550	40.00	.600	-	.650	-	-	-	.050	-
PILEDRIVERS.....	10.550	10.550	40.00	.600	-	.650	-	-	-	.050	-
CEMENT FINISHERS.....	9.395	8.980	40.00	.500	-	-	-	61.000	-	.050	-
ENGINEERS--POWER EQUIPMENT OPERATORS:											
CLASS A--CONCRETE PUMPS, CRANES, DERICKS, DRAGLINES, PILE DRIVING MACHINES	9.640	10.490	40.00	.460	-	.800	-	-	-	.090	-
CLASS B--ASPHALT PAVERS, BULLDOZERS, POWER GRADERS.....	9.520	10.370	40.00	.460	-	.800	-	-	-	.090	-
CLASS C--CONCRETE MIXERS, ASPHALT ROLLERS, WELDING MACHINES.....	8.480	9.330	40.00	.460	-	.800	-	-	-	.090	-
CLASS D--COMPRESSORS, CONCRETE SAWS, CRUSHERS, DRILLS.....	8.050	8.900	40.00	.460	-	.800	-	-	-	.090	-
CLASS E--OILERS, SIGNALMEN.....	6.840	7.340	40.00	.460	-	.800	-	-	-	.090	-
STRUCTURAL IRON WORKERS..	9.995	11.080	40.00	.750	-	.850	-	-	-	.030	-
HELPERS AND LABORERS											
BUILDING LABORERS.....	7.120	7.720	40.00	.550	-	.400	-	-	-	.050	-
OTHER HEAVY CONSTRUCTION											
JOURNEYMEN											
CARPENTERS.....	10.550	10.550	40.00	.600	-	.650	-	-	-	.050	-
PILEDRIVERS.....	10.550	10.550	40.00	.600	-	.650	-	-	-	.050	-
CEMENT FINISHERS.....	9.395	8.980	40.00	.500	-	-	-	61.000	-	.050	-
ENGINEERS--POWER EQUIPMENT OPERATORS:											
CLASS A--CONCRETE PUMPS, CRANES, DERICKS, DRAGLINES, PILE DRIVING MACHINES	9.640	10.490	40.00	.460	-	.800	-	-	-	.090	-
CLASS B--ASPHALT PAVERS, BULLDOZERS, POWER GRADERS.....	9.520	10.370	40.00	.460	-	.800	-	-	-	.090	-
CLASS C--CONCRETE MIXERS, ASPHALT ROLLERS, WELDING MACHINES.....	8.480	9.330	40.00	.460	-	.800	-	-	-	.090	-
CLASS D--COMPRESSORS, CONCRETE SAWS, CRUSHERS, DRILLS.....	8.050	8.900	40.00	.460	-	.800	-	-	-	.090	-
CLASS E--OILERS, SIGNALMEN.....	6.840	7.340	40.00	.460	-	.800	-	-	-	.090	-
STRUCTURAL IRON WORKERS..	9.995	11.080	40.00	.750	-	.850	-	-	-	.030	-
HELPERS AND LABORERS											
LABORERS.....	7.120	7.720	40.00	.550	-	.400	-	-	-	.050	-

See footnotes at end of table.

**Table 20. Wage rates, hours, and employer contributions to funds: Selected cities—Continued**

(Union hourly wage rates and straight-time weekly hours and employer insurance, pension, vacation, and other contributions to funds in the building trades, July 1, 1975 and July 1, 1976)

CITY AND JOB CLASSIFICATION	JULY 1, 1975	RATE PER HOUR	HOURS PER WEEK	JULY 1, 1976							
	RATE PER HOUR			EMPLOYER CONTRIBUTIONS TO FUNDS <sup>3</sup>							
				INSURANCE <sup>4</sup>		PENSION		VACATION		OTHER <sup>5</sup>	
				DOLLARS	PERCENT	DOLLARS	PERCENT	DOLLARS	PERCENT	DOLLARS	PERCENT
<b>CLEVELAND, OHIO</b>											
<b>BUILDING CONSTRUCTION</b>											
<b>JOURNEYMEN</b>											
ASBESTOS WORKERS.....	\$9.760	\$10.610	40.00	-	-	-	-	<sup>6</sup> 2.450	-	<sup>6</sup> 0.060	-
BOILERMAKERS.....	8.880	9.480	40.00	0.600	-	1.000	-	<sup>6</sup> 1.000	-	-	-
BRICKLAYERS, GENERAL.....	9.350	9.900	40.00	.950	-	1.000	-	<sup>6</sup> 1.250	-	.070	-
CAISSON AND SEWER.....	9.850	10.400	40.00	.950	-	1.000	-	<sup>6</sup> 1.250	-	.070	-
CARPENTERS.....	10.000	10.600	40.00	.670	-	1.000	-	<sup>6</sup> 1.000	-	.070	-
MILLWRIGHTS.....	9.850	10.200	40.00	.670	-	1.150	-	<sup>6</sup> 1.250	-	.040	-
PILEDRIVERS.....	9.850	10.600	40.00	.670	-	1.000	-	<sup>6</sup> 1.000	-	.070	-
CEMENT FINISHERS.....	10.030	10.880	40.00	-	-	-	-	<sup>6</sup> 2.000	-	.040	-
ELECTRICIANS											
(INSIDE WIRERS).....	11.330	11.910	40.00	.500	-	.539	-	<sup>6</sup> .750	-	<sup>6</sup> .270	-
ELEVATOR CONSTRUCTORS.....	11.230	11.955	40.00	.545	-	.350	-	-	6.00%	.020	1.60%
ENGINEERS—POWER EQUIP- MENT OPERATORS:											
HEAVY EQUIPMENT:											
CRANES (ALL TYPES) ...	11.020	11.670	40.00	.460	-	1.000	-	-	-	.090	-
POWER SHOVELS, DERRICKS.....	11.020	11.670	40.00	.460	-	1.000	-	-	-	.090	-
MEDIUM EQUIPMENT:											
BULLDOZERS AND POWER GRADERS.....	10.870	11.520	40.00	.460	-	1.000	-	-	-	.090	-
TRENCH MACHINES (UNDER 24 INCHES) ...	10.520	11.170	40.00	.460	-	1.000	-	-	-	.090	-
LIGHT EQUIPMENT:											
PUMPS (4 INCHES AND OVER).....	9.740	10.390	40.00	.460	-	1.000	-	-	-	.090	-
COMPRESSORS, PORTABLE	9.420	10.070	40.00	.460	-	1.000	-	-	-	.090	-
ROLLERS, ASPHALT.....	9.740	10.390	40.00	.460	-	1.000	-	-	-	.090	-
OILERS, SMALL PUMPS..	8.340	8.640	40.00	.460	-	1.000	-	-	-	.090	-
GLAZIERS.....	9.180	9.780	40.00	.400	-	.650	-	<sup>6</sup> 1.500	-	-	-
LATHERS.....	10.210	10.680	40.00	-	-	1.500	-	<sup>6</sup> 1.500	-	-	-
MACHINISTS.....	8.500	9.500	40.00	-	-	-	-	.260	-	.208	-
MARBLE SETTERS.....	9.350	9.900	40.00	.950	-	1.000	-	1.250	-	.060	-
MOSAIC AND TERRAZZO WORKERS.....	9.350	9.900	40.00	.950	-	1.000	-	<sup>6</sup> 1.250	-	.080	-
PAINTERS.....	9.750	10.310	40.00	.630	-	.740	-	<sup>6</sup> .500	-	-	-
STRUCTURAL STEEL.....	10.450	11.010	40.00	.630	-	.740	-	<sup>6</sup> .500	-	-	-
SPRAY GUN.....	10.150	10.710	40.00	.630	-	.740	-	<sup>6</sup> .500	-	-	-
SWING STAGE.....	10.050	10.610	40.00	.630	-	.740	-	<sup>6</sup> .500	-	-	-
TAPERS.....	10.450	11.010	40.00	.630	-	.740	-	<sup>6</sup> .500	-	-	-
PAPERHANGERS.....	9.750	10.310	40.00	.630	-	.740	-	<sup>6</sup> .500	-	-	-
PIPEFITTERS.....	10.670	11.390	40.00	.800	-	.700	-	<sup>6</sup> 1.000	-	.330	-
REFRIGERATION FITTERS.	10.670	11.390	40.00	.800	-	.700	-	<sup>6</sup> 1.000	-	.330	-
PLASTERERS.....	10.250	11.180	40.00	-	-	-	-	<sup>6</sup> 2.000	-	.080	-
PLUMBERS.....	9.730	10.430	40.00	.750	-	1.000	-	<sup>6</sup> 1.000	-	.080	-
REINFORCING IRON WORKERS.	9.920	10.870	40.00	.600	-	.800	-	<sup>6</sup> 1.000	-	.030	-
ROOFERS, COMPOSITION..	9.480	10.310	40.00	.250	-	.500	-	-	-	<sup>6</sup> 2.040	-
ROOFERS, SLATE AND TILE..	9.480	10.310	40.00	.250	-	.500	-	-	-	<sup>6</sup> 2.040	-
SHEET-METAL WORKERS.....	10.130	10.360	40.00	-	-	1.100	-	<sup>6</sup> 1.000	-	.100	-
STONEMASONS.....	9.350	9.900	40.00	.950	-	1.000	-	<sup>6</sup> 1.250	-	.070	-
STRUCTURAL IRON WORKERS..	9.920	10.870	40.00	.600	-	.800	-	<sup>6</sup> 1.000	-	.030	-
TILE LAYERS.....	9.495	10.345	40.00	-	-	<sup>6</sup> 1.360	-	<sup>6</sup> 1.000	-	-	-
<b>HELPERS AND LABORERS</b>											
BRICKLAYERS' TENDERS.....	7.970	8.420	40.00	.870	-	<sup>6</sup> 1.000	-	1.000	-	.340	-
BUILDING LABORERS.....	7.970	8.420	40.00	.870	-	<sup>6</sup> 1.000	-	1.000	-	.340	-
ELEVATOR CONSTRUCTORS' HELPERS.....	7.860	8.370	40.00	.545	-	.350	-	-	6.00%	.020	1.60%
MARBLE SETTERS' HELPERS..	10.460	11.060	40.00	-	-	.500	-	-	-	-	-
PLASTERERS' LABORERS.....	7.970	8.420	40.00	.870	-	<sup>6</sup> 1.000	-	1.000	-	.340	-
PLUMBERS' LABORERS.....	8.120	8.420	40.00	.870	-	<sup>6</sup> 1.000	-	1.000	-	.340	-
TERRAZZO HELPERS.....	10.870	11.570	40.00	-	-	.500	-	-	-	.050	-
BASE MACHINE OPERATORS	10.870	11.570	40.00	-	-	.500	-	-	-	.050	-
TILE LAYERS' HELPERS.....	10.990	11.590	40.00	-	-	.500	-	-	-	-	-
<b>HIGHWAY AND STREET CONSTRUCTION</b>											
<b>JOURNEYMEN</b>											
CARPENTERS.....	10.000	10.600	40.00	.670	-	1.000	-	<sup>6</sup> 1.000	-	.040	-
PILEDRIVERS.....	9.850	10.600	40.00	.670	-	1.000	-	<sup>6</sup> 1.000	-	.040	-
CEMENT FINISHERS.....	9.740	10.530	40.00	.500	-	-	-	-	-	-	-

See footnotes at end of table.

**Table 20. Wage rates, hours, and employer contributions to funds: Selected cities—Continued**

(Union hourly wage rates and straight-time weekly hours and employer insurance, pension, vacation, and other contributions to funds in the building trades, July 1, 1975 and July 1, 1976)

CITY AND JOB CLASSIFICATION	JULY 1, 1975		JULY 1, 1976								
	RATE PER HOUR	RATE PER HOUR	HOURS PER WEEK	EMPLOYER CONTRIBUTIONS TO FUNDS <sup>1</sup>							
				INSURANCE <sup>4</sup>		PENSION		VACATION		OTHER <sup>5</sup>	
				DOLLARS	PERCENT	DOLLARS	PERCENT	DOLLARS	PERCENT	DOLLARS	PERCENT
<b>CLEVELAND, OHIO</b>											
<b>-CONTINUED</b>											
HIGHWAYS AND STREET CONSTRUCTION -CONTINUED											
JOURNEYMEN -CONTINUED											
ENGINEERS--POWER EQUIPMENT OPERATORS:											
HEAVY EQUIPMENT--CRANES, POWER SHOVELS, DERRICKS.....	\$10.380	\$11.230	40.00	0.460	-	0.800	-	-	-	0.040	
MEDIUM EQUIPMENT--BULLDOZERS, POWER GRADERS, TRENCH MACHINES UNDER 24 IN..	10.280	11.130	40.00	.460	-	.800	-	-	-	.040	
LIGHT EQUIPMENT: PUMPS 4 IN. AND OVER, ASPHALT ROLLERS....	9.240	10.090	40.00	.460	-	.800	-	-	-	.040	
PORTABLE COMPRESSORS..	8.770	9.620	40.00	.460	-	.800	-	-	-	.040	
STRUCTURAL IRON WORKERS..	9.920	10.870	40.00	.600	-	.800	-	<sup>6</sup> 1.000	-	.030	
HELPERS AND LABORERS											
COMMON LABORERS:											
GROUP I.....	8.230	8.830	40.00	.550	-	.400	-	-	-	.050	
GROUP II.....	8.355	8.955	40.00	.550	-	.400	-	-	-	.050	
GROUP III.....	8.430	9.030	40.00	.550	-	.400	-	-	-	.050	
GROUP IV.....	8.580	9.180	40.00	.550	-	.400	-	-	-	.050	
GROUP V.....	8.880	9.480	40.00	.550	-	.400	-	-	-	.050	
OTHER HEAVY CONSTRUCTION											
JOURNEYMEN											
CARPENTERS.....	10.000	10.600	40.00	.670	-	1.000	-	<sup>6</sup> 1.000	-	.040	
MILLWRIGHTS.....	9.850	10.200	40.00	.670	-	1.150	-	<sup>6</sup> 1.250	-	.040	
PILEDRIEVERS.....	9.850	10.600	40.00	.670	-	1.000	-	<sup>6</sup> 1.000	-	.040	
CEMENT FINISHERS.....	9.740	10.530	40.00	.500	-	-	-	-	-	-	
SEWAGE TREATMENT PLANTS.....	9.740	11.960	40.00	.500	-	-	-	-	-	-	
ENGINEERS--POWER EQUIPMENT OPERATORS:											
HEAVY EQUIPMENT--CRANES, POWER SHOVELS, DERRICKS.....	10.380	11.230	40.00	.460	-	.800	-	-	-	.090	
MEDIUM EQUIPMENT--BULLDOZERS, POWER GRADERS, TRENCH MACHINES UNDER 24 IN..	10.280	11.130	40.00	.460	-	.800	-	-	-	.090	
LIGHT EQUIPMENT: PUMPS 4 IN. AND OVER, ASPHALT ROLLERS....	9.240	10.090	40.00	.460	-	.800	-	-	-	.090	
PORTABLE COMPRESSORS..	8.770	9.620	40.00	.460	-	.800	-	-	-	.090	
STRUCTURAL IRON WORKERS..	9.920	10.870	40.00	.600	-	.800	-	<sup>6</sup> 1.000	-	.030	
HELPERS AND LABORERS											
COMMON LABORERS:											
GROUP I.....	8.230	8.830	40.00	.550	-	.400	-	-	-	.050	
GROUP II.....	8.355	8.955	40.00	.550	-	.400	-	-	-	.050	
GROUP III.....	8.430	9.030	40.00	.550	-	.400	-	-	-	.050	
GROUP IV.....	8.580	9.180	40.00	.550	-	.400	-	-	-	.050	
GROUP V.....	8.880	9.480	40.00	.550	-	.400	-	-	-	.050	
<b>COLUMBUS, OHIO</b>											
BUILDING CONSTRUCTION											
JOURNEYMEN											
ASBESTOS WORKERS.....	9.820	9.820	40.00	.450	-	.850	-	<sup>6</sup> .750	-	.060	
BOILERMAKERS.....	8.550	9.050	40.00	.600	-	1.000	-	-	-	1.000	
BRICKLAYERS.....	9.740	10.390	40.00	.450	-	.700	-	-	-	.010	
CARPENTERS.....	9.120	9.370	40.00	.400	-	.500	-	-	-	.030	
RESILIENT FLOOR LAYERS	9.120	9.370	40.00	.400	-	.500	-	-	-	.030	

See footnotes at end of table.

**Table 20. Wage rates, hours, and employer contributions to funds: Selected cities—Continued**

(Union hourly wage rates and straight-time weekly hours and employer insurance, pension, vacation, and other contributions to funds in the building trades, July 1, 1975 and July 1, 1976)

CITY AND JOB CLASSIFICATION	JULY 1, 1975		JULY 1, 1976								
	RATE PER HOUR <sup>1</sup>	RATE PER HOUR <sup>1</sup>	HOURS PER WEEK <sup>2</sup>	EMPLOYER CONTRIBUTIONS TO FUNDS <sup>3</sup>							
				INSURANCE <sup>4</sup>		PENSION		VACATION		OTHER <sup>5</sup>	
				DOLLARS	PERCENT	DOLLARS	PERCENT	DOLLARS	PERCENT	DOLLARS	PERCENT
<b>COLUMBUS, OHIO</b>											
<b>-CONTINUED</b>											
<b>BUILDING CONSTRUCTION</b>											
<b>-CONTINUED</b>											
<b>JOURNEYMEN</b>											
<b>-CONTINUED</b>											
CEMENT FINISHERS.....	\$8.850	\$9.350	40.00	0.500	-	0.200	-	-	-	0.020	-
ELECTRICIANS (INSIDE WIRERS).....	9.830	10.980	40.00	.280	-	.600	1.00%	-	-	.130	-
ELEVATOR CONSTRUCTORS.....	9.805	10.121	40.00	.495	-	.320	-	-	7.60%	.020	<sup>6</sup> 1.60%
ENGINEERS--POWER EQUIPMENT OPERATORS											
HEAVY EQUIPMENT:											
CRANES (ALL TYPES)...	10.460	11.110	40.00	.460	-	1.000	-	-	-	.070	-
POWER SHOVELS.....	10.460	11.110	40.00	.460	-	1.000	-	-	-	.070	-
DERRICKS.....	10.460	11.110	40.00	.460	-	1.000	-	-	-	.070	-
MEDIUM EQUIPMENT:											
POWER GRADERS, BULL-DOZERS.....	10.300	10.950	40.00	.460	-	1.000	-	-	-	.070	-
TRENCH MACHINES ( 24 IN. AND UNDER).....	9.940	10.590	40.00	.460	-	1.000	-	-	-	.070	-
ROLLER BRICK, GRADE..	9.160	9.810	40.00	.460	-	1.000	-	-	-	.070	-
LIGHT EQUIPMENT:											
PUMPS, 4 IN. AND OVER	9.940	10.590	40.00	.460	-	1.000	-	-	-	.070	-
PORTABLE COMPRESSORS..	9.940	10.590	40.00	.460	-	1.000	-	-	-	.070	-
ASPHALT ROLLERS.....	9.940	10.590	40.00	.460	-	1.000	-	-	-	.070	-
BACKFILLERS, CONCRETE SPREADERS.....	8.830	9.480	40.00	.460	-	1.000	-	-	-	.070	-
OILERS, SMALL PUMPS..	7.730	8.030	40.00	.460	-	1.000	-	-	-	.070	-
GLAZIERS.....	9.020	9.570	40.00	-	-	.320	-	<sup>6</sup> 0.200	-	-	-
LATHERS.....	8.300	8.400	40.00	-	-	.400	-	-	-	<sup>6</sup> 1.250	-
MARBLE SETTERS.....	9.000	10.000	40.00	-	-	-	-	-	-	-	-
TERRAZZO WORKERS.....	9.000	10.000	40.00	-	-	-	-	-	-	-	-
PAINTERS.....	8.950	9.450	40.00	.550	-	.300	-	-	-	-	-
SPRAY.....	9.450	9.950	40.00	.550	-	.300	-	-	-	-	-
STRUCTURAL STEEL.....	9.250	9.750	40.00	.550	-	.300	-	-	-	-	-
SWING STAGE.....	9.250	9.750	40.00	.550	-	.300	-	-	-	-	-
PAPERHANGERS.....	8.950	9.450	40.00	.550	-	.300	-	-	-	-	-
PIPEFITTERS.....	9.320	9.670	40.00	.400	-	.800	-	<sup>6</sup> 1.000	-	.220	-
PLASTERERS.....	8.340	8.740	40.00	.500	-	.300	-	-	-	.520	-
PLUMBERS.....	9.320	9.670	40.00	.400	-	.800	-	<sup>6</sup> 1.000	-	.220	-
REINFORCING IRON WORKERS..	9.750	10.350	40.00	1.750	-	1.350	-	-	-	.100	-
RIGGERS AND MACHINERY MOVERS.....	9.750	10.350	40.00	1.750	-	1.350	-	-	-	.100	-
WELDERS.....	9.750	10.350	40.00	1.750	-	1.350	-	-	-	.100	-
FENCE ERECTORS.....	9.750	10.350	40.00	1.750	-	1.350	-	-	-	.100	-
SHEETERS.....	9.750	10.350	40.00	1.750	-	1.350	-	-	-	.100	-
ROOFERS, COMPOSITION..	8.845	9.445	40.00	.600	-	.650	-	<sup>6</sup> 1.000	-	-	-
ROOFERS, SLATE AND TILE..	8.845	9.445	40.00	.600	-	.650	-	<sup>6</sup> 1.000	-	-	-
SHEET-METAL WORKERS.....	9.640	10.420	40.00	.450	-	.800	-	-	-	.120	3.00%
STONEMASONS.....	9.740	10.390	40.00	.450	-	.700	-	-	-	.010	-
STRUCTURAL-IRON WORKERS..	9.750	10.350	40.00	1.750	-	1.350	-	-	-	.100	-
ORNAMENTAL IRON WORKER	9.750	10.350	40.00	1.750	-	1.350	-	-	-	.100	-
TILE LAYERS.....	9.000	10.000	40.00	-	-	-	-	-	-	-	-
<b>HELPERS AND LABORERS</b>											
BRICKLAYERS' TENDERS.....	6.250	7.290	40.00	.550	-	.400	-	-	-	<sup>6</sup> .470	-
BUILDING LABORERS.....	6.050	7.090	40.00	.550	-	.400	-	-	-	<sup>6</sup> .470	-
ELEVATOR CONSTRUCTORS' HELPERS											
AFTER 6 MONTHS.....	6.680	7.085	40.00	.495	-	.320	-	-	7.60%	.020	<sup>6</sup> 1.60%
FIRST 6 MONTHS.....	4.900	5.078	40.00	.495	-	.320	-	-	7.60	.020	<sup>6</sup> 1.60
MARBLE SETTERS' HELPERS..	7.250	8.000	40.00	-	-	-	-	-	-	-	-
PLASTERERS' LABORERS.....	6.250	7.290	40.00	.550	-	.400	-	-	-	<sup>6</sup> .470	-
TERRAZZO WORKERS'											
HELPERS.....	7.250	8.000	40.00	-	-	-	-	-	-	-	-
BASE GRINDERS.....	7.600	8.350	40.00	-	-	-	-	-	-	-	-
FLOOR GRINDERS.....	7.400	8.150	40.00	-	-	-	-	-	-	-	-
TILE LAYERS' HELPERS.....	7.250	8.000	40.00	-	-	-	-	-	-	-	-
<b>HIGHWAY AND STREET CONSTRUCTION</b>											
<b>JOURNEYMEN</b>											
CARPENTERS.....	9.120	9.370	40.00	.400	-	.500	-	-	-	.030	-
CEMENT FINISHERS.....	8.830	9.430	40.00	.500	-	-	-	-	-	.050	-

See footnotes at end of table.



**Table 20. Wage rates, hours, and employer contributions to funds: Selected cities—Continued**

(Union hourly wage rates and straight-time weekly hours and employer insurance, pension, vacation, and other contributions to funds in the building trades, July 1, 1975 and July 1, 1976)

CITY AND JOB CLASSIFICATION	JULY 1, 1975	JULY 1, 1976									
	RATE PER HOUR <sup>1</sup>	RATE PER HOUR <sup>1</sup>	HOURS PER WEEK <sup>2</sup>	EMPLOYER CONTRIBUTIONS TO FUNDS <sup>3</sup>							
				INSURANCE <sup>4</sup>		PENSION		VACATION		OTHER <sup>5</sup>	
				DOLLARS	PERCENT	DOLLARS	PERCENT	DOLLARS	PERCENT	DOLLARS	PERCENT
COLUMBUS, OHIO											
-CONTINUED											
HIGHWAY AND STREET CONSTRUCTION											
-CONTINUED											
JOURNEYMEN											
-CONTINUED											
ENGINEERS--POWER EQUIPMENT OPERATORS:											
HEAVY EQUIPMENT.....	\$9.640	\$10.490	40.00	0.460	-	0.800	-	-	-	0.090	-
POWER GRADERS, BULL-DOZERS, TRENCH MACHINES..	9.520	10.370	40.00	.460	-	.800	-	-	-	.090	-
ASPHALT ROLLERS, PUMPS (4 IN. AND OVER).....	8.480	9.330	40.00	.460	-	.800	-	-	-	.090	-
ROLLERS, BRICK GRADE, PORTABLE COMPRESSORS.	8.050	8.900	40.00	.460	-	.800	-	-	-	.090	-
STRUCTURAL IRON WORKERS..	9.750	10.350	40.00	.750	-	1.350	-	-	-	.100	-
HELPERS AND LABORERS											
COMMON LABORERS.....	7.120	7.720	40.00	.550	-	.400	-	-	-	.100	-
OTHER HEAVY CONSTRUCTION											
JOURNEYMEN											
CARPENTERS.....	9.120	9.370	40.00	.400	-	.500	-	-	-	.030	-
CEMENT FINISHERS.....	8.830	9.430	40.00	.500	-	-	-	-	-	.050	-
ENGINEERS--POWER EQUIPMENT OPERATORS											
HEAVY EQUIPMENT.....	9.640	10.490	40.00	.460	-	.800	-	-	-	.090	-
POWER GRADERS, BULL-DOZERS, TRENCH MACHINES..	9.520	10.370	40.00	.460	-	.800	-	-	-	.090	-
ASPHALT ROLLERS, PUMPS (4 IN. AND OVER).....	8.480	9.330	40.00	.460	-	.800	-	-	-	.090	-
ROLLERS, BRICK GRADE, PORTABLE COMPRESSORS.	8.050	8.900	40.00	.460	-	.800	-	-	-	.090	-
STRUCTURAL IRON WORKERS..	9.750	10.350	40.00	.750	-	1.350	-	-	-	.100	-
HELPERS AND LABORERS											
COMMON LABORERS.....	7.120	7.720	40.00	.550	-	.400	-	-	-	.100	-
CORPUS CHRISTI, TEXAS											
BUILDING CONSTRUCTION											
JOURNEYMEN											
ASBESTOS WORKERS.....	8.300	9.290	40.00	.500	-	.500	-	-	-	-	-
BOILERMAKERS.....	8.000	9.000	40.00	.500	-	1.000	-	-	-	-	-
BRICKLAYERS.....	7.280	7.910	40.00	.230	-	.300	-	-	-	.060	-
CARPENTERS.....	6.340	7.090	40.00	.270	-	.300	-	-	-	-	-
MILLWRIGHTS.....	7.550	8.550	40.00	-	-	-	-	-	-	-	-
CEMENT FINISHERS.....	6.950	7.650	40.00	-	-	-	-	-	-	-	-
ELECTRICIANS (INSIDE WIRERS).....	7.536	9.072	40.00	.350	-	-	1.00%	-	6.4.00%	-	-
ELEVATOR CONSTRUCTORS.....	7.990	9.070	40.00	.545	-	.350	-	-	6.00	.020	2.40%
ENGINEERS--POWER EQUIPMENT OPERATORS:											
HEAVY EQUIPMENT.....	6.650	7.350	40.00	.280	-	.450	-	-	-	-	-
LIGHT EQUIPMENT.....	5.825	6.425	40.00	.280	-	.450	-	-	-	-	-
GLAZIERS.....	5.870	6.340	40.00	-	-	.200	-	-	-	-	-
LATHERS.....	7.300	7.750	40.00	.300	-	.200	-	1.000	-	.050	-
MOSAIC AND TERRAZZO WORKERS.....	6.730	7.280	40.00	-	-	.150	-	-	-	-	-
PAINTERS											
COMMERCIAL:.....	6.480	7.180	40.00	.250	-	.250	-	-	-	-	-
SPRAY.....	6.880	7.580	40.00	.250	-	.250	-	-	-	-	-
INDUSTRIAL:											
BRUSH.....	6.730	7.430	40.00	.250	-	.250	-	-	-	-	-
SPRAY.....	6.980	7.680	40.00	.250	-	.250	-	-	-	-	-
PAPERHANGERS.....	6.880	7.580	40.00	.250	-	.250	-	-	-	-	-
PLASTERERS.....	8.200	9.050	40.00	-	-	-	-	-	-	.080	-
PLUMBERS.....	7.500	8.400	40.00	.250	-	.250	-	-	-	-	-
REINFORCING IRON WORKERS.	6.090	6.640	40.00	.550	-	.600	-	-	-	-	-
ROOFERS, COMPOSITION.....	5.525	5.925	40.00	-	-	.200	-	-	-	-	-
ROOFERS, SLATE AND TILE..	5.525	5.925	40.00	-	-	.200	-	-	-	-	-
SHEET-METAL WORKERS.....	7.200	8.280	40.00	.230	-	.250	-	-	-	-	-
STRUCTURAL IRON WORKERS..	6.090	6.640	40.00	.550	-	.600	-	-	-	-	-

See footnotes at end of table.

**Table 20. Wage rates, hours, and employer contributions to funds: Selected cities—Continued**

(Union hourly wage rates and straight-time weekly hours and employer insurance, pension, vacation, and other contributions to funds in the building trades, July 1, 1975 and July 1, 1976)

CITY AND JOB CLASSIFICATION	JULY 1, 1975		JULY 1, 1976								
	RATE PER HOUR <sup>1</sup>	RATE PER HOUR <sup>1</sup>	HOURS PER WEEK <sup>2</sup>	EMPLOYER CONTRIBUTIONS TO FUNDS <sup>3</sup>							
				INSURANCE <sup>4</sup>		PENSION		VACATION		OTHER <sup>5</sup>	
				DOLLARS	PERCENT	DOLLARS	PERCENT	DOLLARS	PERCENT	DOLLARS	PERCENT
<b>CORPUS CHRISTI, TEXAS</b>											
-CONTINUED											
<b>BUILDING CONSTRUCTION</b>											
-CONTINUED											
<b>HELPERS AND LABORERS</b>											
BRICKLAYERS' TENDERS.....	\$4.050	\$4.800	40.00	0.280	-	0.100	-	-	-	-	-
CONSTRUCTION LABORERS.....	3.850	4.600	40.00	.280	-	.100	-	-	-	-	-
ELEVATOR CONSTRUCTORS'											
HELPERS.....	5.590	6.350	40.00	.545	-	.350	-	-	6.00	0.020	2.40
PLASTERERS' LABORERS.....	4.050	4.800	40.00	.280	-	.100	-	-	-	-	-
<b>DALLAS, TEXAS</b>											
<b>BUILDING CONSTRUCTION</b>											
<b>JOURNEYMEN</b>											
ASBESTOS WORKERS.....	7.980	9.380	40.00	.325	-	.685	-	-	-	-	-
BOILERMAKERS.....	8.000	9.000	40.00	.500	-	1.000	-	-	-	-	-
BRICKLAYERS.....	8.490	8.880	40.00	.450	-	.500	-	-	-	.040	-
CARPENTERS.....	7.810	9.010	40.00	.300	-	.300	-	-	-	-	-
MILLWRIGHTS.....	8.440	9.640	40.00	.300	-	-	-	-	-	-	-
CEMENT FINISHERS.....	7.485	8.435	40.00	.550	-	.500	-	-	-	-	-
ELECTRICIANS (INSIDE											
WIRERS).....	8.746	9.744	40.00	-	4.00%	-	5.00	-	6.4.00	-	-
ELEVATOR CONSTRUCTORS.....	8.210	9.330	40.00	.545	-	.350	-	-	6.00	.020	2.40
ENGINEERS--POWER EQUIP-											
MENT OPERATORS:											
HEAVY EQUIPMENT--BULL-											
DOZERS AND CATS, CAR-											
RYALLS, MIXERS (14											
CU. FT.), CRANES,											
DERRICKS, DRAGLINES,											
HOISTS (2 DRUMS OR											
OVER).....	8.453	8.653	40.00	.400	-	.500	-	-	-	-	-
LIGHT EQUIPMENT--											
HOISTS (SINGLE DRUM),											
MIXERS (LESS THAN 14											
CU. FT.), ROLLERS (10											
TONS OR LESS), SCRAP-											
ERS (3 CU. YDS. OR											
LESS), SINGLE AIR											
COMPRESSORS.....	8.053	8.253	40.00	.400	-	.500	-	-	-	-	-
GLAZIERS.....	7.340	7.940	40.00	.250	-	.400	-	0.500	-	-	-
LATHERS.....	9.230	9.280	40.00	-	-	-	-	.500	-	.080	-
MACHINISTS.....	8.300	11.100	40.00	-	-	-	-	-	-	-	-
MARBLE SETTERS.....	8.600	9.200	40.00	-	-	-	-	-	-	-	-
MOSAIC AND TERRAZZO											
WORKERS.....	8.400	8.700	40.00	-	-	-	-	-	-	.050	-
PAINTERS.....	7.425	8.525	40.00	.350	-	.400	-	-	-	-	-
RESIDENTIAL.....	6.550	7.650	40.00	.350	-	.400	-	-	-	-	-
SPRAY PAINTERS.....	7.800	8.900	40.00	.350	-	.400	-	-	-	-	-
STRUCTURAL STEEL SWING											
STAGE.....	7.800	8.900	40.00	.350	-	.400	-	-	-	-	-
PAPERHANGERS.....	7.675	8.775	40.00	.350	-	.400	-	-	-	-	-
PIPEFITTERS.....	8.530	9.280	40.00	.430	-	.900	-	6.250	-	.050	-
PLASTERERS.....	8.390	8.940	40.00	.350	-	-	-	.500	-	.080	-
PLUMBERS.....	8.530	9.280	40.00	.430	-	.900	-	6.250	-	.050	-
REINFORCING IRON WORKERS.	7.125	8.390	40.00	.550	-	.600	-	-	-	-	-
ROOFERS, COMPOSITION.....	7.630	8.180	40.00	-	-	.250	-	-	-	-	-
ROOFERS, SLATE AND TILE..	7.870	8.330	40.00	-	-	.250	-	-	-	-	-
SHEET-METAL WORKERS.....	7.835	9.135	40.00	.450	-	.500	-	-	-	.075	-
STONEMASONS.....	8.490	8.880	40.00	.450	-	.500	-	-	-	.040	-
STRUCTURAL IRON WORKERS..	7.125	8.390	40.00	.550	-	.600	-	-	-	-	-
TILE LAYERS.....	8.600	9.100	40.00	-	-	.300	-	-	-	-	-
<b>HELPERS AND LABORERS</b>											
BRICKLAYERS' TENDERS.....	5.520	6.270	40.00	.275	-	.300	-	-	-	.020	-
MORTAR MIXERS.....	5.520	6.270	40.00	.275	-	.300	-	-	-	.020	-
BUILDING LABORERS.....	5.270	6.020	40.00	.275	-	.300	-	-	-	.020	-
ELEVATOR CONSTRUCTORS'...	5.750	6.530	40.00	.545	-	.350	-	-	6.00%	.020	2.40%
MARBLE SETTERS'											
HELPERS.....	-	7.200	40.00	-	-	-	-	-	-	-	-

See footnotes at end of table.

**Table 20. Wage rates, hours, and employer contributions to funds: Selected cities—Continued**

(Union hourly wage rates and straight-time weekly hours and employer insurance, pension, vacation, and other contributions to funds in the building trades, July 1, 1975 and July 1, 1976)

CITY AND JOB CLASSIFICATION	JULY 1, 1975		JULY 1, 1976								
	RATE PER HOUR <sup>1</sup>	RATE PER HOUR <sup>1</sup>	HOURS PER WEEK <sup>2</sup>	EMPLOYER CONTRIBUTIONS TO FUNDS <sup>3</sup>							
				INSURANCE <sup>4</sup>		PENSION		VACATION		OTHER <sup>5</sup>	
				DOLLARS	PERCENT	DOLLARS	PERCENT	DOLLARS	PERCENT	DOLLARS	PERCENT
<b>DALLAS, TEXAS</b>											
<b>-CONTINUED</b>											
<b>BUILDING CONSTRUCTION</b>											
<b>-CONTINUED</b>											
<b>HELPERS AND LABORERS</b>											
<b>-CONTINUED</b>											
PLASTERERS' LABORERS.....	\$5.520	\$6.270	40.00	0.275	-	0.300	-	-	-	0.020	-
TERRAZZO WORKERS' HELPERS.....	5.520	6.270	40.00	.275	-	.300	-	-	-	.020	-
TILE LAYERS' HELPERS.....	-	7.400	40.00	-	-	-	-	-	-	-	-
<b>DENVER, COLO.</b>											
<b>BUILDING CONSTRUCTION</b>											
<b>JOURNEYMEN</b>											
ASBESTOS WORKERS.....	8.020	8.810	40.00	.380	-	1.020	-	1.200	-	-	-
BOILERMAKERS.....	9.450	9.450	40.00	.700	-	1.000	-	-	-	-	-
BRICKLAYERS.....	9.250	9.600	40.00	.600	-	.700	-	.250	-	.300	-
SEWER WORKERS.....	9.500	9.850	40.00	.600	-	.700	-	.250	-	.300	-
CARPENTERS.....	8.835	9.085	40.00	.680	-	.750	-	.550	-	-	-
RESIDENTIAL.....	8.835	9.085	40.00	.680	-	.750	-	.550	-	-	-
MILLWRIGHTS.....	8.582	8.912	40.00	.680	-	.750	-	-	6.00	-	-
CEMENT FINISHERS.....	7.740	8.440	40.00	.470	-	1.150	-	.600	-	.150	-
COMPOSITION FLOOR LAYERS AND MACHINE OPERATORS.....	8.240	8.940	40.00	.470	-	1.150	-	.600	-	.150	-
ELECTRICIANS (INSIDE WIRERS).....	9.585	10.940	40.00	.700	-	.500	1.00%	-	4.00	-	2.40
CABLE SPLICERS.....	9.820	11.190	40.00	.700	-	.500	1.00	-	4.00	-	2.40
RESIDENTIAL WIRERS.....	6.480	6.634	40.00	.570	-	-	1.00	-	4.00	-	-
ELEVATOR CONSTRUCTORS.....	8.630	9.810	40.00	.495	-	.320	-	-	6.00	.095	-
ENGINEERS--POWER EQUIPMENT OPERATORS											
GROUP 5:											
DERRICKS, MULTIPLE DRUM HOISTS, SHOVELS	7.400	8.150	40.00	.400	-	.650	-	.300	-	.050	-
GROUP 4:											
TRACTORS (OVER 70 HP), CONCRETE PAVERS, 2-DRUM HOISTS..	7.250	8.000	40.00	.400	-	.650	-	.300	-	.050	-
GROUP 3:											
DRILLS, LOADERS, 1-DRUMS HOISTS.....	7.100	7.850	40.00	.400	-	.650	-	.300	-	.050	-
GROUP 2:											
COMPRESSORS, PUMPS, FORKLIFTS.....	6.750	7.500	40.00	.400	-	.650	-	.300	-	.050	-
GROUP 1:											
TRACTORS (UNDER 70 HP), OILERS.....	6.400	7.150	40.00	.400	-	.650	-	.300	-	.050	-
GLAZIERS.....	9.170	9.658	40.00	-	-	-	-	4.00	-	-	-
LATHERS.....	8.440	9.140	40.00	-	-	.500	-	.500	-	.200	-
MARBLE SETTERS.....	8.800	9.350	40.00	.710	-	.700	-	.400	-	.050	-
MOSAIC AND TERRAZZO WORKERS.....	8.800	9.350	40.00	.710	-	.700	-	.400	-	.050	-
PAINTERS.....	8.560	8.910	40.00	.650	-	.700	-	.750	-	.100	-
SPRAY.....	9.040	9.390	40.00	.650	-	.700	-	.750	-	.100	-
PAPERHANGERS.....	8.760	9.110	40.00	.650	-	.700	-	.750	-	.100	-
PIPEFITTERS.....	9.500	10.350	40.00	.600	-	.650	-	.500	-	.100	-
PLASTERERS.....	8.940	9.640	40.00	-	-	-	-	.500	-	.200	-
PLUMBERS.....	9.500	10.150	40.00	.650	-	.800	-	.500	-	.150	-
REINFORCING IRON WORKERS.....	9.200	9.750	40.00	.710	-	1.150	-	-	-	-	-
ROOFERS, COMPOSITION.....	9.000	9.410	40.00	.700	-	.250	-	-	-	-	-
ROOFERS, SLATE AND TILE.....	9.000	9.410	40.00	.700	-	.250	-	-	-	-	-
SHEET-METAL WORKERS.....	9.120	10.170	40.00	.400	-	1.150	-	.500	-	.140	3.00
STONEMASONS.....	9.250	9.600	40.00	.600	-	.700	-	.250	-	.300	-
STRUCTURAL-IRON WORKERS.....	9.200	9.750	40.00	.710	-	1.150	-	-	-	-	-
TILE LAYERS.....	8.800	9.350	40.00	.710	-	.700	-	.400	-	.050	-
<b>HELPERS AND LABORERS</b>											
BRICKLAYERS' TENDERS.....	6.300	7.000	40.00	.470	-	.520	-	-	-	.200	-
BUILDING LABORERS.....	5.650	6.300	40.00	.470	-	.520	-	-	-	.200	-
PIPELAYERS.....	5.150	6.800	40.00	.470	-	.520	-	-	-	.200	-

See footnotes at end of table.

**Table 20. Wage rates, hours, and employer contributions to funds: Selected cities—Continued**

(Union hourly wage rates and straight-time weekly hours and employer insurance, pension, vacation, and other contributions to funds in the building trades, July 1, 1975 and July 1, 1976)

CITY AND JOB CLASSIFICATION	JULY 1, 1975		JULY 1, 1976								
	RATE PER HOUR <sup>1</sup>	RATE PER HOUR <sup>1</sup>	HOURS PER WEEK <sup>2</sup>	EMPLOYER CONTRIBUTIONS TO FUNDS <sup>3</sup>							
				INSURANCE <sup>4</sup>		PENSION		VACATION		OTHER <sup>5</sup>	
				DOLLARS	PERCENT	DOLLARS	PERCENT	DOLLARS	PERCENT	DOLLARS	PERCENT
<b>DENVER, COLO.</b>											
-CONTINUED											
BUILDING CONSTRUCTION											
-CONTINUED											
HELPERS AND LABORERS											
-CONTINUED											
ELEVATOR CONSTRUCTORS*											
HELPERS.....	\$ 6.040	\$ 6.870	40.00	0.495	-	0.320	-	-	6.00%	0.095	-
MARBLE SETTERS' HELPERS...	6.870	7.440	40.00	.710	-	.700	-	0.400	-	.050	-
PLASTERERS' LABORERS.....	6.300	7.000	40.00	.470	-	.520	-	-	-	.200	-
PLUMBERS' LABORERS											
(DRAIN LAYERS).....	6.300	7.000	40.00	.470	-	.520	-	-	-	.200	-
TERRAZZO WORKERS*											
HELPERS.....	6.870	7.440	40.00	.710	-	.700	-	.400	-	.050	-
BASE AND WALL MACHINE											
GRINDERS.....	7.570	8.140	40.00	.710	-	.700	-	.400	-	.050	-
FLOOR MACHINE GRINDERS											
TILE LAYERS' HELPERS.....	7.020	7.590	40.00	.710	-	.700	-	.400	-	.050	-
	6.870	7.440	40.00	.710	-	.700	-	.400	-	.050	-
HIGHWAY AND STREET CONSTRUCTION											
JOURNEYMEN											
CARPENTERS.....	7.190	7.990	40.00	.680	-	.750	-	.550	-	-	-
CEMENT FINISHERS.....	7.070	7.510	40.00	.470	-	1.150	-	.600	-	.150	-
ENGINEERS--POWER EQUIP-											
MENT OPERATORS:											
GROUP 1--TRACTORS UN-											
DER 70 H.P.....	6.400	7.150	40.00	.400	-	.650	-	.300	-	.010	-
GROUP 2--AIR COMPRES-											
SORS, PUMPS.....	6.750	7.500	40.00	.400	-	.650	-	.300	-	.010	-
GROUP 3--CONVEYORS,											
DRILLS, GRADERS.....	7.100	7.850	40.00	.400	-	.650	-	.300	-	.010	-
GROUP 4--CRANES (UNDER											
50 TONS).....	7.250	8.000	40.00	.400	-	.650	-	.300	-	.010	-
GROUP 5--CRANES (OVER											
50 TONS).....	7.400	8.150	40.00	.400	-	.650	-	.300	-	.010	-
STRUCTURAL IRON WORKERS..	9.200	9.750	40.00	.710	-	1.150	-	-	-	-	-
HELPERS AND LABORERS											
CONSTRUCTION LABORERS....	5.550	6.200	40.00	.470	-	.520	-	-	-	.070	-
OTHER HEAVY CONSTRUCTION											
JOURNEYMEN											
CARPENTERS.....	8.835	9.085	40.00	.680	-	.750	-	.550	-	-	-
CEMENT FINISHERS.....	7.070	7.510	40.00	.470	-	1.150	-	.600	-	.150	-
ENGINEERS--POWER EQUIP-											
MENT OPERATORS:											
GROUP 1--TRACTORS UN-											
DER 70 H.P.....	6.400	7.150	40.00	.400	-	.650	-	.300	-	.010	-
GROUP 2--AIR COMPRES-											
SORS, PUMPS.....	6.750	7.500	40.00	.400	-	.650	-	.300	-	.010	-
GROUP 3--CONVEYORS,											
DRILLS, GRADERS.....	7.100	7.850	40.00	.400	-	.650	-	.300	-	.010	-
GROUP 4--CRANES (UNDER											
50 TONS).....	7.250	8.000	40.00	.400	-	.650	-	.300	-	.010	-
GROUP 5--CRANES (OVER											
50 TONS).....	7.400	8.150	40.00	.400	-	.650	-	.300	-	.010	-
STRUCTURAL IRON WORKERS..	9.200	9.750	40.00	.710	-	1.150	-	-	-	-	-
HELPERS AND LABORERS											
CONSTRUCTION LABORERS....	5.550	6.200	40.00	.470	-	.520	-	-	-	.070	-
<b>DETROIT, MICH.</b>											
BUILDING CONSTRUCTION											
JOURNEYMEN											
ASBESTOS WORKERS.....	9.520	10.140	40.00	.840	-	1.190	-	1.250	-	.420	-
BOILERMAKERS.....	10.070	10.900	40.00	.800	-	1.000	-	1.500	-	-	-
BRICKLAYERS.....	10.190	10.780	40.00	.800	-	.960	-	-	11.00	.100	-
CLEANERS, CAULKERS AND											
POINTERS.....	10.190	10.780	40.00	.800	-	.960	-	-	11.00	.100	-
CEMENT BLOCK LAYERS...	10.190	10.780	40.00	.800	-	.960	-	-	11.00	.100	-
CARPENTERS.....	9.917	10.480	35.00	.750	-	-	8.00%	-	11.00	.030	-
MILLWRIGHTS.....	9.600	10.100	40.00	.800	-	-	11.00	2.121	-	-	-

See footnotes at end of table.

**Table 20. Wage rates, hours, and employer contributions to funds: Selected cities—Continued**

(Union hourly wage rates and straight-time weekly hours and employer insurance, pension, vacation, and other contributions to funds in the building trades, July 1, 1975 and July 1, 1976)

CITY AND JOB CLASSIFICATION	JULY 1, 1975		JULY 1, 1976								
	RATE PER HOUR <sup>1</sup>	RATE PER HOUR <sup>1</sup>	HOURS PER WEEK <sup>2</sup>	EMPLOYER CONTRIBUTIONS TO FUNDS <sup>3</sup>							
				INSURANCE <sup>4</sup>		PENSION		VACATION		OTHER <sup>5</sup>	
				DOLLARS	PERCENT	DOLLARS	PERCENT	DOLLARS	PERCENT	DOLLARS	PERCENT
<b>DETROIT, MICH.</b>											
<b>-CONTINUED</b>											
<b>BUILDING CONSTRUCTION</b>											
<b>-CONTINUED</b>											
<b>JOURNEYMEN</b>											
<b>-CONTINUED</b>											
CEMENT MASONS.....	\$9.288	\$9.500	40.00	0.800	-	-	10.00%	-	1.00%	-	-
ELECTRICIANS (INSIDE WIRE) <sup>6</sup> .....	9.874	10.302	35.00	1.000	-	1.000	-	-	9.00	0.780	-
ELEVATOR CONSTRUCTORS.....	10.520	11.170	40.00	.495	-	.320	-	-	6.00	.020	2.31%
ENGINEERS--POWER EQUIPMENT OPERATORS											
BOOM AND JIB OR LEADS 220 FT. OR LONGER.....	10.749	10.749	40.00	.550	-	.750	-	-	10.00	.030	-
BOOM AND JIB OR LEADS 140 FT. OR LONGER.....	10.521	10.521	40.00	.550	-	.750	-	-	10.00	.030	-
CRANE OPERATORS.....	10.293	10.293	40.00	.550	-	.750	-	-	10.00	.030	-
REGULAR ENGINEERS.....	10.067	10.067	40.00	.550	-	.750	-	-	10.00	.030	-
COMPRESSORS.....	9.150	9.150	40.00	.550	-	.750	-	-	10.00	.030	-
FIREMEN AND OILERS.....	8.526	8.526	40.00	.550	-	.750	-	-	10.00	.030	-
GLAZIERS (OUTSIDE).....	8.800	9.150	40.00	.550	-	.650	-	6.350	-	-	1.20
LATHERS.....	9.800	9.920	35.00	.870	-	.690	-	6.690	-	.350	-
MARBLE SETTERS.....	10.280	10.490	40.00	.500	-	.700	-	.750	-	-	-
MOSAIC AND TERRAZZO WORKERS.....	9.550	9.740	40.00	.500	-	.700	-	.750	-	.100	-
PAINTERS.....	9.300	10.000	40.00	.740	-	1.000	-	1.000	-	-	-
SPRAY OR SWING (UNDER 40 FEET).....	9.800	10.500	40.00	.740	-	1.000	-	1.000	-	-	-
PAPERHANGERS.....	9.300	10.000	40.00	.740	-	1.000	-	1.000	-	-	-
DRYWALL TAPERS.....	9.550	10.250	40.00	.740	-	1.000	-	1.000	-	-	-
PIPEFITTERS.....	9.215	9.600	40.00	.700	-	1.100	-	1.350	-	1.070	-
SPRINKLER FITTERS.....	9.900	10.400	40.00	.500	-	.800	-	6.300	-	.150	-
PLASTERERS.....	10.390	10.390	40.00	.700	-	.500	-	.600	-	-	-
PLUMBERS.....	9.170	9.470	40.00	.700	-	1.100	-	1.250	-	1.120	-
REINFORCING IRON WORKERS.....	9.063	9.063	40.00	.980	-	-	15.00	-	15.00	.300	-
ROOFERS, COMPOSITION.....	9.310	9.910	40.00	.800	-	.800	-	1.000	-	.160	-
ROOFERS, SLATE AND TILE.....	10.060	10.910	40.00	.800	-	.800	-	1.000	-	.160	-
PRECAST TILE.....	9.310	9.910	40.00	.800	-	.800	-	1.000	-	.160	-
SHEET-METAL WORKERS:											
AGREEMENT A.....	9.730	10.135	40.00	.900	-	1.124	-	1.124	-	.870	-
AGREEMENT B.....	8.780	9.410	40.00	1.390	-	1.330	-	1.270	-	.690	-
STONEMASONS.....	10.190	10.780	40.00	.800	-	.960	-	-	11.00	.100	-
STRUCTURAL-IRON WORKERS.....	9.750	9.750	40.00	-	8.00%	-	14.00	-	17.00	.020	-
RIGGERS.....	9.100	9.500	40.00	1.000	-	.850	-	1.520	-	.020	-
TILE LAYERS.....	9.860	10.100	40.00	.500	-	.700	-	.750	-	.050	-
<b>HELPERS AND LABORERS</b>											
BRICKLAYERS' TENDERS.....	7.620	8.370	40.00	.700	-	.600	-	6.750	-	.100	-
MORTAR MIXERS.....	7.620	8.300	40.00	.700	-	.600	-	.800	-	.120	-
BUILDING LABORERS.....	7.620	8.220	40.00	.700	-	.600	-	.800	-	.120	-
ELEVATOR CONSTRUCTORS' HELPERS.....	7.360	7.820	40.00	.495	-	.320	-	-	6.00	.020	2.31
MARBLE SETTERS' HELPERS.....	8.590	8.660	40.00	.500	-	.650	-	.800	-	.150	-
PLASTERERS' TENDERS.....	9.410	10.010	40.00	.700	-	.740	-	.750	-	-	-
MOSAIC AND TERRAZZO WORKERS' HELPERS.....	8.860	9.120	40.00	.500	-	.400	-	.650	-	.100	-
BASE MACHINE OPERATORS OR BASE GRINDERS.....	9.260	9.570	40.00	.500	-	.400	-	.650	-	.100	-
TILE LAYERS' HELPERS.....	8.590	8.660	40.00	.500	-	.650	-	.800	-	.150	-
<b>HIGHWAY AND STREET CONSTRUCTION</b>											
<b>JOURNEYMEN</b>											
CARPENTERS.....	9.916	10.480	35.00	.750	-	-	8.00	-	11.00	.030	-
CEMENT MASONS.....	9.720	10.400	40.00	.500	-	.250	-	-	-	-	-
ENGINEERS--POWER EQUIPMENT OPERATORS:											
CLASS I--ASPHALT ROLLERS, CRANES, PAVERS (5 BAGS OR MORE), GRADALLS, BULLDOZERS, TRENCHING MACHINES.....	8.450	8.850	40.00	.800	-	.850	-	-	10.00	-	-
CLASS II--BACKHOES, SWEEPERS, CRUSHERS.....	8.220	8.630	40.00	.800	-	.850	-	-	10.00	-	-
CLASS III--AIR COMPRESSORS, CONCRETE BREAKERS.....	7.770	8.170	40.00	.800	-	.850	-	-	10.00	-	-
CLASS IV--OILERS, FINISHING MACHINES, ENDLOADERS (UNDER 1 YD), STRUCTURAL IRON WORKERS..	7.630	8.040	40.00	.800	-	.850	-	-	10.00	-	-
STRUCTURAL IRON WORKERS..	9.750	9.750	40.00	-	8.00	-	14.00	-	17.00	.020	-

See footnotes at end of table.

**Table 20. Wage rates, hours, and employer contributions to funds: Selected cities--Continued**

(Union hourly wage rates and straight-time weekly hours and employer insurance, pension, vacation, and other contributions to funds in the building trades, July 1, 1975 and July 1, 1976)

CITY AND JOB CLASSIFICATION	JULY 1, 1975		JULY 1, 1976									
	RATE PER HOUR <sup>1</sup>	RATE PER HOUR <sup>1</sup>	HOURS PER WEEK <sup>2</sup>	EMPLOYER CONTRIBUTIONS TO FUNDS <sup>3</sup>								
				INSURANCE <sup>4</sup>		PENSION		VACATION		OTHER <sup>5</sup>		
				DOLLARS	PERCENT	DOLLARS	PERCENT	DOLLARS	PERCENT	DOLLARS	PERCENT	
<b>DETROIT, MICH.-CONTINUED</b>												
HIGHWAY AND STREET CONSTRUCTION -CONTINUED												
HELPERS AND LABORERS												
HIGHWAY LABORERS.....	\$7.450	\$7.900	40.00	0.550	-	0.300	-	0.550	-	0.040	-	-
OTHER HEAVY CONSTRUCTION												
JOURNEYMEN												
CARPENTERS.....	9.916	10.480	35.00	.750	-	-	8.00%	-	11.00%	.030	-	-
CEMENT MASONS.....	9.720	10.400	40.00	.500	-	.250	-	-	-	-	-	-
ENGINEERS--POWER EQUIPMENT OPERATORS:												
UNDERGROUND:												
MASTER MECHANICS.....	9.130	9.400	40.00	.800	-	.750	-	-	10.00	.010	-	-
CLASS I.....	8.900	8.900	40.00	.800	-	.750	-	-	10.00	.010	-	-
CLASS II.....	8.780	8.780	40.00	.800	-	.750	-	-	10.00	.010	-	-
CLASS III.....	8.120	8.120	40.00	.800	-	.750	-	-	10.00	.010	-	-
CLASS IV.....	7.600	7.600	40.00	.800	-	.750	-	-	10.00	.010	-	-
STEEL:												
HOISTING ENGINEERS....	10.700	10.700	40.00	.550	-	.750	-	-	10.00	.020	-	-
COMPRESSOR AND WELDER OPERATORS.....	9.610	9.610	40.00	.550	-	.750	-	-	10.00	.020	-	-
CRANE OPERATORS.....	10.850	10.850	40.00	.550	-	.750	-	-	10.00	.020	-	-
COMBINATION BOOM AND JIB 140 FT. OR MORE.	11.330	11.330	40.00	.550	-	.750	-	-	10.00	.020	-	-
COMBINATION BOOM AND JIB 220 FT. OR MORE.	11.570	11.570	40.00	.550	-	.750	-	-	10.00	.020	-	-
STRUCTURAL IRON WORKERS..	9.750	9.750	40.00	-	8.00%	-	14.00	-	17.00	.020	-	-
HELPERS AND LABORERS												
DISTRIBUTION LABORERS....	6.950	7.260	40.00	.550	-	.300	-	.550	-	.040	-	-
UNDERGROUND LABORERS.....	6.960	7.450	40.00	.700	-	.600	-	.550	-	.060	-	-
<b>PLINT, MICH.</b>												
BUILDING CONSTRUCTION												
JOURNEYMEN												
ASBESTOS WORKERS.....	9.010	9.350	40.00	.790	-	1.280	-	1.250	-	-	-	-
BOILERMAKERS.....	10.070	10.900	40.00	.800	-	1.000	-	.500	-	-	-	-
BRICKLAYERS.....	9.900	10.050	40.00	.500	-	1.000	-	.500	-	.060	-	-
CARPENTERS.....	8.240	8.940	40.00	.600	-	.400	-	.500	-	.020	-	-
MILLWRIGHTS.....	9.600	10.100	40.00	.800	-	-	11.00	-	21.00	-	-	-
CEMENT FINISHERS.....	8.430	9.480	40.00	.400	-	.350	-	1.150	-	-	-	-
ELECTRICIANS (INSIDE WIRERS).....	10.250	10.750	40.00	.400	-	.750	-	.500	-	-	-	-
ELEVATOR CONSTRUCTORS....	9.735	10.420	40.00	.445	-	.290	-	-	5.00	.260	-	-
ENGINEERS--POWER EQUIPMENT OPERATORS:												
CRANES WITH BOOM AND JIB 220 FEET OR LONGER (CLASS A).....	9.720	10.215	40.00	.800	-	.850	-	-	10.00	.020	-	-
CRANES WITH MAIN BOOM AND JIB 140 FEET OR LONGER (CLASS B).....	9.945	9.990	40.00	.800	-	.850	-	-	10.00	.020	-	-
GRADERS, DOZERS, AND HOISTS (CLASS C).....	9.495	9.765	40.00	.800	-	.850	-	-	10.00	.020	-	-
AIR TUGGERS, WINCH TRUCKS (CLASS D).....	9.180	9.360	40.00	.300	-	.850	-	-	10.00	.020	-	-
PUMPS OVER 6 INCHES (CLASS E).....	9.000	9.180	40.00	.800	-	.850	-	-	10.00	.020	-	-
AIR COMPRESSORS, PUMPS UNDER 6 INCHES (CLASS F).....	8.055	8.190	40.00	.800	-	.850	-	-	10.00	.020	-	-
GLAZIERS.....	8.590	8.790	40.00	.550	-	.600	-	-	6.00	.155	-	-
LATHERS.....	8.250	8.140	40.00	.740	-	.200	-	.500	-	.010	-	-
MARBLE MASONS.....	9.900	10.050	40.00	.500	-	1.000	-	.500	-	.060	-	-
MOSAIC AND TERRAZZO WORKERS.....	8.790	9.140	40.00	.500	-	1.000	-	.500	-	.005	-	-

See footnotes at end of table.

**Table 20. Wage rates, hours, and employer contributions to funds: Selected cities—Continued**

(Union hourly wage rates and straight-time weekly hours and employer insurance, pension, vacation, and other contributions to funds in the building trades, July 1, 1975 and July 1, 1976)

CITY AND JOB CLASSIFICATION	JULY 1, 1975		JULY 1, 1976								
	RATE PER HOUR <sup>1</sup>	RATE PER HOUR <sup>1</sup>	HOURS PER WEEK <sup>2</sup>	EMPLOYER CONTRIBUTIONS TO FUNDS <sup>3</sup>							
				INSURANCE <sup>4</sup>		PENSION		VACATION		OTHER <sup>5</sup>	
				DOLLARS	PERCENT	DOLLARS	PERCENT	DOLLARS	PERCENT	DOLLARS	PERCENT
<b>FLINT, MICH.—CONTINUED</b>											
<b>BUILDING CONSTRUCTION—CONTINUED</b>											
<b>JOURNEYMEN—CONTINUED</b>											
PAINTERS.....	\$7.750	\$8.000	40.00	0.500	-	0.600	-	<sup>6</sup> 0.600	-	-	-
SPRAY.....	8.050	8.300	40.00	.500	-	.600	-	<sup>6</sup> .600	-	-	-
SWING STAGE.....	8.050	8.300	40.00	.500	-	.600	-	<sup>6</sup> .600	-	-	-
DRYWALL TAPERS.....	7.750	8.000	40.00	.500	-	.600	-	<sup>6</sup> .600	-	-	-
PAPERHANGERS.....	8.050	8.300	40.00	.500	-	.600	-	<sup>6</sup> .600	-	-	-
PIPEFITTERS.....	9.090	9.740	40.00	.800	-	1.000	-	<sup>6</sup> 1.000	-	0.010	-
PLASTERERS.....	8.830	9.830	40.00	.500	-	.250	-	<sup>6</sup> 1.010	-	.080	-
PLUMBERS.....	9.090	9.740	40.00	.800	-	1.000	-	<sup>6</sup> 1.000	-	.010	-
REINFORCING IRON WORKERS.....	9.063	9.063	40.00	.980	-	-	15.00%	-	15.00%	.300	-
ROOFERS, COMPOSITION.....	10.350	10.850	40.00	.600	-	.400	-	-	-	-	-
ROOFERS, SLATE AND TILE.....	10.700	11.200	40.00	.600	-	.400	-	-	-	-	-
SHEET-METAL WORKERS.....	8.040	8.690	40.00	.690	-	1.100	-	<sup>6</sup> 1.000	-	.100	-
STONEMASONS.....	9.900	10.050	40.00	.500	-	1.000	-	<sup>6</sup> .500	-	.060	-
STRUCTURAL IRON WORKERS.....	9.750	9.750	40.00	-	8.00%	-	14.00	-	17.00	.020	-
TILE LAYERS.....	8.790	9.140	40.00	.500	-	1.000	-	<sup>6</sup> .500	-	.005	-
<b>HELPERS AND LABORERS</b>											
BRICKLAYERS' TENDERS.....	7.890	8.090	40.00	.550	-	.400	-	.250	-	.040	-
BUILDING LABORERS.....	7.790	7.990	40.00	.550	-	.400	-	.250	-	.040	-
COMPOSITION ROOFERS <sup>4</sup>											
HELPERS.....	6.780	7.080	40.00	.600	-	.400	-	-	-	-	-
ELEVATOR CONSTRUCTORS <sup>4</sup>											
HELPERS.....	6.815	7.290	40.00	.445	-	.290	-	-	5.00	.260	-
PLASTERERS' LABORERS.....	7.890	8.090	40.00	.550	-	.400	-	.250	-	.040	-
<b>HIGHWAY AND STREET CONSTRUCTION</b>											
<b>JOURNEYMEN</b>											
CARPENTERS.....	8.530	9.480	40.00	.600	-	.400	-	.300	-	-	-
CEMENT FINISHERS.....	9.020	10.500	40.00	.400	-	.250	-	-	-	-	-
ENGINEERS—POWER EQUIPMENT OPERATORS:											
CLASS I—CRANES, SHOVELS, PAVERS.....	8.450	8.850	40.00	.800	-	.850	-	-	10.00	-	-
CLASS II—CRUSHERS, BACKHOES WITH LESS THAN 3/8 YD. BUCKET.....	8.220	8.630	40.00	.800	-	.850	-	-	10.00	-	-
CLASS III—AIR COMPRESSORS.....	7.770	8.170	40.00	.800	-	.850	-	-	10.00	-	-
CLASS IV—BOOM OR WINCH HOISTS, ROLLER OPERATORS.....	7.630	8.040	40.00	.800	-	.850	-	-	10.00	-	-
STRUCTURAL IRON WORKERS.....	9.750	9.750	40.00	-	8.00	-	14.00	-	17.00	.020	-
<b>HELPERS AND LABORERS</b>											
LABORERS.....	7.010	7.610	40.00	.400	-	.300	-	.550	-	.040	-
<b>OTHER HEAVY CONSTRUCTION</b>											
<b>JOURNEYMEN</b>											
CARPENTERS.....	8.530	9.480	40.00	.600	-	.400	-	.300	-	-	-
CEMENT FINISHERS.....	9.020	10.500	40.00	.400	-	.250	-	-	-	-	-
ENGINEERS—POWER EQUIPMENT OPERATORS:											
AGREEMENT A:											
CLASS A—CRANES WITH BOOM AND JIB 220 FT. OR LONGER.....	9.720	10.215	40.00	.800	-	.850	-	-	<sup>6</sup> 10.00	.020	-
CLASS B—CRANES WITH BOOM AND JIB 140 FT. OR LONGER.....	9.945	9.990	40.00	.800	-	.850	-	-	<sup>6</sup> 10.00	.020	-
CLASS C—GRADERS, DOZERS, HOISTS.....	9.495	9.765	40.00	.800	-	.850	-	-	<sup>6</sup> 10.00	.020	-
CLASS D—AIR TUGGERS, WINCH TRUCKS.....	9.180	9.360	40.00	.800	-	.850	-	-	<sup>6</sup> 10.00	.020	-
CLASS E—PUMPS OVER 6 INCHES.....	9.000	9.180	40.00	.800	-	.850	-	-	<sup>6</sup> 10.00	.020	-

See footnotes at end of table.

**Table 20. Wage rates, hours, and employer contributions to funds: Selected cities—Continued**

(Union hourly wage rates and straight-time weekly hours and employer insurance, pension, vacation, and other contributions to funds in the building trades, July 1, 1975 and July 1, 1976)

CITY AND JOB CLASSIFICATION	JULY 1, 1975		JULY 1, 1976								
	RATE PER HOUR <sup>1</sup>	RATE PER HOUR <sup>1</sup>	HOURS PER WEEK <sup>2</sup>	EMPLOYER CONTRIBUTIONS TO FUNDS <sup>3</sup>							
				INSURANCE <sup>4</sup>		PENSION		VACATION		OTHER <sup>5</sup>	
				DOLLARS	PERCENT	DOLLARS	PERCENT	DOLLARS	PERCENT	DOLLARS	PERCENT
FLINT, MICH. —CONTINUED											
OTHER HEAVY CONSTRUCTION —CONTINUED											
JOURNEYMEN —CONTINUED											
ENGINEER-POWER EQUIPMENT OPERATORS —CONTINUED											
CLASS F--AIR COMPRES- SORS, PUMPS UNDER 6 INCHES.....	\$8.055	\$8.190	40.00	0.800	-	0.850	-	-	10.00%	0.020	-
AGREEMENT B:											
CLASS I.....	8.091	8.150	40.00	.800	-	.750	-	-	10.00	.010	-
CLASS II-A.....	8.000	8.050	40.00	.800	-	.750	-	-	10.00	.010	-
CLASS II-B.....	7.800	7.850	40.00	.800	-	.750	-	-	10.00	.010	-
CLASS III.....	7.455	7.510	40.00	.800	-	.750	-	-	10.00	.010	-
AGREEMENT C (UNDER- GROUND):											
CLASS I--CRANES, BACKHOES.....	8.900	9.270	40.00	.600	-	.850	-	-	10.00	.020	-
CLASS II--DOZERS, TRENCHERS.....	8.780	9.500	40.00	.600	-	.850	-	-	10.00	.020	-
CLASS III--COMPRES- SORS.....	8.120	8.480	40.00	.600	-	.850	-	-	10.00	.020	-
CLASS IV--ROLLERS.....	7.600	7.960	40.00	.600	-	.850	-	-	10.00	.020	-
STRUCTURAL IRON WORKERS..	9.750	9.750	40.00	-	8.00%	-	14.00%	-	17.00	.020	-
HELPERS AND LABORERS											
LABORERS.....	6.680	6.860	40.00	.450	-	.400	-	0.250	-	.040	-
<b>FORT WORTH, TEXAS</b>											
<b>BUILDING CONSTRUCTION</b>											
<b>JOURNEYMEN</b>											
ASBESTOS WORKERS.....	7.980	9.380	40.00	.325	-	.685	-	-	-	-	-
BOILERMAKERS.....	8.000	9.000	40.00	.500	-	1.000	-	-	-	-	-
BRICKLAYERS.....	8.490	8.880	40.00	.450	-	.500	-	-	-	.040	-
CARPENTERS.....	7.810	9.010	40.00	.300	-	.300	-	-	-	-	-
MILLWRIGHTS.....	8.440	9.640	40.00	.300	-	-	-	-	-	-	-
CEMENT MASONS.....	7.540	8.745	40.00	.250	-	.450	-	-	-	-	-
ELECTRICIANS (INSIDE WIRES).....	8.883	9.532	40.00	.400	-	-	5.00%	-	6.00	-	-
ELEVATOR CONSTRUCTORS....	8.210	9.330	40.00	.545	-	.350	-	-	6.00	.020	-
ENGINEERS--POWER EQUIP- MENT OPERATORS:											
HEAVY EQUIPMENT.....	7.450	8.425	40.00	.400	-	.625	-	-	-	-	-
LIGHT EQUIPMENT.....	7.050	8.025	40.00	.400	-	.625	-	-	-	-	-
GLAZIERS.....	7.340	7.940	40.00	.250	-	.400	-	.500	-	-	-
LATHERS.....	9.230	9.780	40.00	-	-	-	-	-	-	-	-
MOSAIC AND TERRAZZO WORKERS.....	8.600	9.100	40.00	-	-	.300	-	-	-	-	-
PAINTERS.....	7.895	9.095	40.00	-	-	.200	-	-	-	-	-
SPRAY, SWING STAGE, STRUCTURAL STEEL....	8.145	9.345	40.00	-	-	.200	-	-	-	-	-
PLASTERERS.....	9.260	9.810	40.00	-	-	-	-	-	-	.080	-
PLUMBERS.....	8.530	9.280	40.00	.430	-	.900	-	6.250	-	.040	-
REINFORCING IRON WORKERS..	7.925	8.290	40.00	.550	-	.700	-	-	-	-	-
ROOFERS, COMPOSITION....	7.865	8.415	40.00	.250	-	-	-	.250	-	-	-
ROOFERS, SLATE AND TILE..	7.865	8.565	40.00	.250	-	-	-	.250	-	-	-
SH eet-METAL WORKERS.....	8.405	9.205	40.00	.450	-	.300	-	.200	-	.095	-
STRUCTURAL IRON WORKERS..	7.925	8.290	40.00	.550	-	.700	-	-	-	-	-
TILE LAYERS.....	8.600	9.100	40.00	-	-	.300	-	-	-	-	-
HELPERS AND LABORERS											
BRICKLAYERS' TENDERS.....	5.520	6.270	40.00	.275	-	.300	-	-	-	-	-
BUILDING LABORERS.....	5.270	6.020	40.00	.275	-	.300	-	-	-	-	-
ELEVATOR CONSTRUCTORS'											
HELPERS.....	5.750	6.530	40.00	.545	-	.350	-	6.00	-	.020	-
MARBLE SETTERS' HELPERS..	6.700	7.200	40.00	-	-	-	-	-	-	-	-
PLASTERERS' LABORERS.....	5.520	6.270	40.00	.275	-	.300	-	-	-	-	-
TERRAZZO WORKERS'											
HELPERS.....	5.520	6.270	40.00	.275	-	.300	-	-	-	-	-
TILE LAYERS' HELPERS.....	6.900	7.400	40.00	-	-	-	-	-	-	-	-

See footnotes at end of table.



**Table 20. Wage rates, hours, and employer contributions to funds: Selected cities—Continued**

(Union hourly wage rates and straight-time weekly hours and employer insurance, pension, vacation, and other contributions to funds in the building trades, July 1, 1975 and July 1, 1976)

CITY AND JOB CLASSIFICATION	JULY 1, 1975		JULY 1, 1976								
	RATE PER HOUR <sup>1</sup>	RATE PER HOUR <sup>1</sup>	HOURS PER WEEK <sup>2</sup>	EMPLOYER CONTRIBUTIONS TO FUNDS <sup>3</sup>							
				INSURANCE <sup>4</sup>		PENSION		VACATION		OTHER <sup>5</sup>	
				DOLLARS	PERCENT	DOLLARS	PERCENT	DOLLARS	PERCENT	DOLLARS	PERCENT
<b>FREEMONT, CALIF.</b>											
<b>BUILDING CONSTRUCTION</b>											
<b>JOURNEYMEN</b>											
ASBESTOS WORKERS.....	\$10.700	\$11.990	40.00	0.970	-	0.950	-	1.070	-	0.060	-
BOILERMAKERS.....	9.950	12.000	40.00	.750	-	1.000	-	4.500	-	-	-
BRICKLAYERS.....	10.350	10.950	40.00	1.050	-	1.050	-	6.950	-	19.250	-
CARPENTERS.....	9.950	10.500	36.00	1.220	-	1.710	-	6.750	-	.060	-
FLOOR LAYERS.....	10.150	10.650	36.00	1.220	-	1.710	-	6.750	-	.060	-
HILLWRIGHTS.....	10.450	11.000	36.00	1.220	-	1.710	-	6.750	-	.060	-
SHINGLERS.....	10.100	10.650	36.00	1.220	-	1.710	-	6.750	-	.060	-
POWER SAW OPERATORS...	10.100	10.650	60.00	1.220	-	1.710	-	6.750	-	.060	-
CEMENT FINISHERS.....	9.460	10.000	40.00	1.150	-	1.430	-	1.500	-	-	-
ELECTRICIANS (INSIDE WIRE(S).....	10.372	10.372	36.00	.800	-	.900	1.00%	-	610.00%	-	1.00%
ELEVATOR CONSTRUCTORS....	10.890	12.390	40.00	.495	-	.320	-	-	8.00	.020	-
ENGINEERS--POWER EQUIPMENT OPERATORS:											
COMPRESSORS.....	8.580	9.050	40.00	1.120	-	2.000	-	.900	-	.240	-
ROSS CARRIERS.....	8.770	9.240	40.00	1.120	-	2.000	-	.900	-	.240	-
MATERIAL HOISTS (1 DRUM).....	9.270	9.810	40.00	1.120	-	2.000	-	.900	-	.240	-
COMPRESSORS (OVER 2) SMALL RUBBER-TIBED TRACTORS.....	9.460	10.020	40.00	1.120	-	2.000	-	.900	-	.240	-
TRACTORS.....	9.590	10.170	40.00	1.120	-	2.000	-	.900	-	.240	-
MATERIAL HOISTS (2 OR MORE DRUMS).....	9.730	10.310	40.00	1.120	-	2.000	-	.900	-	.240	-
DOZERS, TRACTORS, EUCLIDS, T-PULLS.....	10.090	10.720	40.00	1.120	-	2.000	-	.900	-	.240	-
TRACTORS (WITH BOOM D6 OR LARGER.....	10.290	10.940	40.00	1.120	-	2.000	-	.900	-	.240	-
MULTIPLE ENGINE EARTH-MOVING MACHINES.....	10.470	11.120	40.00	1.120	-	2.000	-	.900	-	.240	-
BACKHOES (HYDRAULIC), POWER SHOVELS, CLAM-SHELLS, DRAGLINES (UP TO 1 CU. YD. MRC)....	10.570	11.250	40.00	1.120	-	2.000	-	.900	-	.240	-
POWER SHOVELS, CLAM-SHELLS, DRAGLINES, BACKHOES, GRADE-ALLS (OVER 1 AND UP TO 7 CU. YDS. MRC).....	10.730	11.420	40.00	1.120	-	2.000	-	.900	-	.240	-
POWER SHOVELS AND DRAGLINES (OVER 7 CU. YDS. MRC).....	11.700	12.390	40.00	1.120	-	2.000	-	.900	-	.240	-
LOADERS (OVER 18 CU. YDS.).....	11.950	12.640	40.00	1.120	-	2.000	-	.900	-	.240	-
REMOTE-CONTROLLED EARTHMOVING EQUIPMENT	12.210	12.900	40.00	1.120	-	2.000	-	.900	-	.240	-
GLAZIERS.....	9.480	9.480	36.00	.770	-	1.130	-	6.650	-	.370	-
LATHERS.....	9.360	9.360	40.00	.740	-	.765	-	61.000	-	.160	-
MACHINISTS.....	10.200	11.400	40.00	.749	-	.500	-	-	-	-	-
MARBLE MASONS.....	9.750	10.640	35.00	1.000	-	.830	-	1.030	-	.060	-
PAINTERS.....	10.300	10.920	36.00	.990	-	1.100	-	.400	-	.400	-
PAPERHANGERS.....	10.300	10.920	36.00	.990	-	1.100	-	.400	-	.400	-
PIPEFITTERS.....	11.750	13.300	40.00	1.250	-	2.290	-	61.200	-	-	-
PLASTERERS.....	9.400	9.400	31.50	.745	-	1.050	-	6.700	-	.170	-
PLUMBERS.....	11.800	11.890	40.00	1.250	-	2.290	-	61.300	-	.190	-
ROOFERS, SLATE AND TILE, AND COMPOSITION SHEET METAL WORKERS.....	9.870	10.190	40.00	.920	-	1.100	-	.600	-	.100	-
STONE MASONS.....	10.840	11.250	40.00	.660	-	1.950	-	-	8.00	.220	4.00
STRUCTURAL & REINFORCING STONE MASONS.....	10.350	10.950	35.00	1.050	-	1.050	-	.950	-	.250	-
IRON WORKERS.....	10.230	11.030	40.00	1.090	-	1.830	-	1.150	-	.070	-
TERRAZZO WORKERS.....	10.320	10.320	35.00	1.000	-	.830	-	1.000	-	.250	-
TILE LAYERS.....	9.700	11.000	40.00	.780	-	1.000	-	1.100	-	.195	-
<b>HELPERS AND LABORERS</b>											
BRICKLAYERS' TENDERS....	7.600	8.140	40.00	.950	-	1.750	-	6.700	-	-	-
BUILDING LABORERS.....	7.535	8.035	40.00	1.000	-	1.700	-	.900	-	.100	-
ELEVATOR CONSTRUCTORS' HELPERS.....	7.620	8.670	40.00	.495	-	.320	-	-	8.00	.020	-
MARBLE SETTERS' HELPERS..	7.220	7.220	40.00	.655	-	.250	-	1.470	-	-	-
PLASTERERS' LABORERS.....	8.370	8.470	40.00	.950	-	1.750	-	6.700	-	-	-
ROOFERS' HELPERS.....	5.920	6.110	40.00	.920	-	1.100	-	.600	-	.100	-
TERRAZZO WORKERS' HELPERS.....	8.660	9.460	35.00	.650	-	.550	-	1.000	-	.200	-
BASE MACHINES.....	9.060	9.860	35.00	.650	-	.550	-	1.000	-	.200	-
WET MACHINES.....	8.660	9.460	35.00	.650	-	.550	-	1.000	-	.200	-
TERRAZZO POLISHERS.....	8.660	9.460	35.00	.650	-	.550	-	1.000	-	.200	-
TILE SETTERS' HELPERS....	8.230	8.550	40.00	.690	-	.510	-	.684	-	-	-

See footnotes at end of table.

**Table 20. Wage rates, hours, and employer contributions to funds: Selected cities—Continued**

(Union hourly wage rates and straight-time weekly hours and employer insurance, pension, vacation, and other contributions to funds in the building trades, July 1, 1975 and July 1, 1976)

CITY AND JOB CLASSIFICATION	JULY 1, 1975		JULY 1, 1976								
	RATE PER HOUR <sup>1</sup>	RATE PER HOUR <sup>1</sup>	HOURS PER WEEK <sup>2</sup>	EMPLOYER CONTRIBUTIONS TO FUNDS <sup>3</sup>							
				INSURANCE <sup>4</sup>		PENSION		VACATION		OTHER <sup>5</sup>	
				DOLLARS	PERCENT	DOLLARS	PERCENT	DOLLARS	PERCENT	DOLLARS	PERCENT
<b>FREMONT, CALIF.</b>											
<b>-CONTINUED</b>											
<b>OTHER HEAVY CONSTRUCTION</b>											
<b>JOURNEYMEN</b>											
CARPENTERS.....	\$9.950	\$10.500	36.00	1.220	-	1.710	-	0.750	-	0.060	-
CEMENT FINISHERS.....	9.460	10.000	40.00	1.150	-	1.430	-	1.500	-	-	-
ENGINEERS--POWER EQUIPMENT OPERATORS:											
COMPRESSORS.....	8.580	9.050	40.00	1.120	-	2.000	-	.900	-	.240	-
SELF PROPELLED AUTOMATICALLY-APPLIED CONCRETE CURING MACHINES.....	8.770	9.240	40.00	1.120	-	2.000	-	.900	-	.240	-
MATERIAL HOISTS (1-DRUM).....	9.270	9.810	40.00	1.120	-	2.000	-	.900	-	.240	-
COMPRESSORS (OVER 2)..	9.460	10.020	40.00	1.120	-	2.000	-	.900	-	.240	-
CONCRETE SAWS (SELF-PROPELLED).....	9.590	10.170	40.00	1.120	-	2.000	-	.900	-	.240	-
MATERIAL HOISTS (2 OR MORE DRUMS).....	9.730	10.310	40.00	1.120	-	2.000	-	.900	-	.240	-
GROOVING AND GRINDING MACHINES.....	10.090	10.720	40.00	1.120	-	2.000	-	.900	-	.240	-
TRACTOR (WITH BOOM) D6 OR LARGER.....	10.290	10.940	40.00	1.120	-	2.000	-	.900	-	.240	-
MULTIPLE-ENGINE EARTH-MOVING MACHINES.....	10.470	11.120	40.00	1.120	-	2.000	-	.900	-	.240	-
BACKHOES, POWER SHOVELS, CLAMSHELLS, DRAGLINES (UP TO 1 CU. YD. MRC).....	10.570	11.250	40.00	1.120	-	2.000	-	.900	-	.240	-
BACKHOES, POWER SHOVELS, CLAMSHELLS, DRAGLINES (UP TO 7 CU. YDS. MRC).....	10.730	11.420	40.00	1.120	-	2.000	-	.900	-	.240	-
BACKHOES, POWER SHOVELS, CLAMSHELLS, DRAGLINES (OVER 7 CU. YDS. MRC).....	11.700	12.390	40.00	1.120	-	2.000	-	.900	-	.240	-
LOADERS (OVER 1, CU. YDS.).....	11.950	12.640	40.00	1.120	-	2.000	-	.900	-	.240	-
STRUCTURAL & REINFORCING IRON WORKERS.....	10.230	11.030	40.00	1.090	-	1.830	-	1.150	-	.070	-
<b>HELPERS AND LABORERS</b>											
CONSTRUCTION LABORERS....	7.535	8.035	40.00	1.000	-	1.700	-	.900	-	.100	-
<b>FRESNO, CALIF.</b>											
<b>BUILDING CONSTRUCTION</b>											
<b>JOURNEYMEN</b>											
ASBESTOS WORKERS.....	10.900	11.990	40.00	.970	-	.950	-	1.070	-	.060	-
BOILERMAKERS.....	10.850	12.000	40.00	.750	-	1.000	-	.500	-	-	-
BRICKLAYERS.....	8.770	9.350	40.00	.950	-	1.000	-	1.000	-	.250	-
CARPENTERS.....	10.700	11.250	40.00	1.220	-	1.710	-	.750	-	.060	-
FLOOR LAYERS, PATENT SCAFFOLD ERECTORS, SHINGLERS.....	10.850	11.400	40.00	1.220	-	1.710	-	.750	-	.060	-
MILLWRIGHTS, SAW OPERATORS.....	11.200	11.750	40.00	1.220	-	1.710	-	.750	-	.060	-
DRY WALL.....	10.970	10.970	40.00	1.220	-	1.710	-	.750	-	.060	-
CEMENT MASONS.....	9.460	10.460	40.00	.900	-	1.250	-	1.250	-	.140	-
ELECTRICIANS (INSIDE WIRES).....	10.360	10.760	40.00	.750	-	.900	-	1.000	-	.005	-
ELEVATOR CONSTRUCTORS....	10.890	12.390	40.00	.495	-	.320	-	-	6.00%	-	-
ENGINEERS--POWER EQUIPMENT OPERATORS:											
COMPRESSORS.....	8.580	9.050	40.00	1.120	-	2.000	-	.900	-	.230	-
COMPRESSORS (2 TO 6)..	9.460	10.020	40.00	1.120	-	2.000	-	.900	-	.230	-
MATERIAL HOISTS (1-DRUM).....	9.270	9.810	40.00	1.120	-	2.000	-	.900	-	.230	-
SMALL RUBBER-TIRED TRENCHING MACHINES AND SIMILAR SMALL EQUIPMENT.....	9.590	10.170	40.00	1.120	-	2.000	-	.900	-	.230	-

See footnotes at end of table.

**Table 20. Wage rates, hours, and employer contributions to funds: Selected cities—Continued**

(Union hourly wage rates and straight-time weekly hours and employer insurance, pension, vacation, and other contributions to funds in the building trades, July 1, 1975 and July 1, 1976)

CITY AND JOB CLASSIFICATION	JULY 1, 1975		HOURS PER WEEK <sup>2</sup>	JULY 1, 1976							
	RATE PER HOUR <sup>1</sup>	RATE PER HOUR <sup>1</sup>		EMPLOYER CONTRIBUTIONS TO FUNDS <sup>3</sup>							
				INSURANCE <sup>4</sup>		PENSION		VACATION		OTHER <sup>5</sup>	
				DOLLARS	PERCENT	DOLLARS	PERCENT	DOLLARS	PERCENT	DOLLARS	PERCENT
<b>FRESNO, CALIF.</b>											
<b>-CONTINUED</b>											
<b>BUILDING CONSTRUCTION</b>											
<b>-CONTINUED</b>											
<b>JOURNEYMEN</b>											
<b>-CONTINUED</b>											
<b>ENGINEERS-POWER EQUIPMENT OPERATORS-CONTINUED</b>											
TRACTORS, DOZERS, SCRAPERS, SHEEPSFOOT, SELF-PROPELLED COM-FACTORS WITH DOZER AND PUSH-CATS.....	\$10.090	\$10.720	40.00	1.120	-	2.000	-	0.900	-	0.230	-
EUCLIDS, T-PULLS, DM-10, 20, 21 AND SIMILAR (WITH EARTH-MOVING EQUIPMENT UP TO AND INCLUDING 45 CU. YDS. STRUCK MRC) TRACTORS (WITH BOOM) D-6 OR LARGER, AND SIMILAR).....	10.090	10.720	40.00	1.120	-	2.000	-	.900	-	.230	-
CRANES (NOT OVER 25 TONS, HAMMERHEAD AND GANTRY).....	10.290	10.940	40.00	1.120	-	2.000	-	.900	-	.230	-
POWER SHOVELS, CLAM-SHELLS, DRAGLINES, BACKHOES, GRADEALLS (UP TO AND INCLUDING 1 YARD).....	10.570	11.250	40.00	1.120	-	2.000	-	.900	-	.230	-
GRADEALLS (OVER 1 YARD UP TO AND INCLUDING 7 CU. YDS.).....	10.570	11.250	40.00	1.120	-	2.000	-	.900	-	.230	-
UNIVERSAL LIEBHERR AND TOWER CRANES (AND SIMILAR TYPES)..	10.730	11.420	40.00	1.120	-	2.000	-	.900	-	.230	-
FIREMEN, OILERS.....	8.260	8.700	40.00	1.120	-	2.000	-	.900	-	.230	-
GLAZIERS.....	8.145	9.090	40.00	.810	-	1.040	-	.545	6.00%	.310	-
LATHERS.....	9.630	10.530	40.00	.550	-	.550	-	-	-	.100	-
<b>MOSAIC AND TERRAZZO WORKERS.....</b>											
WORKERS.....	8.470	8.750	40.00	.900	-	.500	-	.750	-	-	-
PAINTERS.....	9.460	9.910	40.00	.610	-	.200	-	.750	-	.070	-
SPRAY.....	9.710	9.960	40.00	.610	-	.200	-	.750	-	.070	-
PAPERHANGERS.....	9.710	9.960	40.00	.610	-	.200	-	.750	-	.070	-
PIPEFITTERS.....	11.100	11.600	36.00	1.370	-	2.000	-	1.000	-	-	-
PLASTERERS.....	7.240	8.990	40.00	.760	-	1.250	-	1.000	-	.140	-
PLUMBERS.....	11.100	11.600	36.00	1.370	-	2.000	-	1.000	-	-	-
REINFORCING IRON WORKERS.....	10.230	11.030	40.00	1.090	-	1.830	-	1.150	-	-	-
ROOFERS, SLATE AND TILE..	7.450	9.200	40.00	.600	-	.800	-	1.000	-	-	-
SHEET-METAL WORKERS.....	9.860	10.640	40.00	.660	-	1.200	-	-	10.00	.120	-
RESIDENTIAL.....	7.400	7.950	40.00	.660	-	1.200	-	-	10.00	.120	-
STRUCTURAL-IRON WORKERS..	10.230	11.030	40.00	1.090	-	1.830	-	1.150	-	-	-
ORNAMENTAL IRON WORKERS.....	10.230	11.030	40.00	1.090	-	1.830	-	1.150	-	-	-
FENCE ERECTORS.....	9.340	10.140	40.00	1.090	-	1.830	-	1.150	-	-	-
TILE LAYERS.....	8.470	8.750	40.00	.900	-	.500	-	.750	-	-	-
<b>HELPERS AND LABORERS</b>											
BRICKLAYERS' TENDERS.....	7.300	8.400	40.00	1.000	-	1.700	-	.900	-	.150	-
BUILDING LABORERS.....	7.535	8.043	40.00	1.000	-	1.700	-	.900	-	.100	-
ELEVATOR CONSTRUCTORS'											
HELPERS.....	7.620	8.670	40.00	.495	-	.320	-	-	6.00	-	-
PLASTERERS' LABORERS.....	7.350	8.500	40.00	1.000	-	1.700	-	.900	-	.150	-
TERRAZZO WORKERS'											
HELPERS.....	5.960	6.460	40.00	.750	-	-	-	-	-	-	-
BASE MACHINE OPERATORS	5.960	6.460	40.00	.750	-	-	-	-	-	-	-
TILE LAYERS' HELPERS.....	5.960	6.460	40.00	.750	-	-	-	-	-	-	-
<b>GRAND RAPIDS, MICH.</b>											
<b>BUILDING CONSTRUCTION</b>											
<b>JOURNEYMEN</b>											
ASBESTOS WORKERS.....	8.310	9.350	40.00	.790	-	1.280	-	1.250	-	-	-
BRICKLAYERS.....	8.100	8.300	40.00	.450	-	.250	-	.340	-	.060	-
HOMEBUILDERS.....	6.480	6.640	40.00	.450	-	.250	-	.340	-	.060	-
CARPENTERS.....	8.250	8.550	40.00	.600	-	.500	-	.300	-	.020	-
MILLWRIGHTS.....	9.750	10.300	40.00	.600	-	.500	-	.300	-	-	-

See footnotes at end of table.

**Table 20. Wage rates, hours, and employer contributions to funds: Selected cities—Continued**

(Union hourly wage rates and straight-time weekly hours and employer insurance, pension, vacation, and other contributions to funds in the building trades, July 1, 1975 and July 1, 1976)

CITY AND JOB CLASSIFICATION	JULY 1, 1975		JULY 1, 1976								
	RATE PER HOUR <sup>1</sup>	RATE PER HOUR <sup>1</sup>	HOURS PER WEEK <sup>2</sup>	EMPLOYER CONTRIBUTIONS TO FUNDS <sup>3</sup>							
				INSURANCE <sup>4</sup>		PENSION		VACATION		OTHER <sup>5</sup>	
				DOLLARS	PERCENT	DOLLARS	PERCENT	DOLLARS	PERCENT	DOLLARS	PERCENT
<b>GRAND RAPIDS, MICH.</b>											
<b>-CONTINUED</b>											
<b>BUILDING CONSTRUCTION</b>											
<b>-CONTINUED</b>											
<b>JOURNEYMEN</b>											
<b>-CONTINUED</b>											
<b>CEMENT FINISHERS:</b>											
AGREEMENT A.....	\$7.190	\$7.490	40.00	0.500	-	0.250	-	60.960	-	-	-
AGREEMENT B.....	7.100	7.300	40.00	.450	-	.250	-	.340	-	0.060	-
ELECTRICIANS (INSIDE WIRERS).....	8.970	9.120	40.00	.400	-	.350	1.00%	6.500	-	-	-
ELEVATOR CONSTRUCTORS....	8.890	9.440	40.00	.495	-	.325	-	-	8.00%	.020	1.60%
ENGINEERS—POWER EQUIPMENT OPERATORS											
CRANES WITH MAIN BOOM AND JIB 220' OR MORE.	9.945	10.215	40.00	.800	-	.850	-	-	610.00	.020	-
CRANES WITH MAIN BOOM AND JIB 160' OR MORE.	9.720	10.215	40.00	.800	-	.850	-	-	610.00	.020	-
CRANES, SCRAPERS, DOZERS, GRADERS, HOISTS, FRONT END LOADERS.....	9.495	9.765	40.00	.800	-	.850	-	-	610.00	.020	-
AIR TUGGERS (SINGLE DRUM), FORKS, MATERIAL HOISTS, WINCHES, (NONSWINGING), BOBCATS	9.180	9.360	40.00	.800	-	.850	-	-	610.00	.020	-
PUMPS 6 IN OR OVER....	9.000	9.180	40.00	.800	-	.850	-	-	610.00	.020	-
AIR COMPRESSORS, WELDERS, PUMPS UNDER 6 IN	8.055	8.190	40.00	.800	-	.850	-	-	610.00	.020	-
OILERS, FIREMEN.....	7.425	7.560	40.00	.800	-	.850	-	-	610.00	.020	-
GLAZIERS.....	7.350	7.950	40.00	.350	-	.300	-	.200	-	-	-
LATHERS.....	8.250	8.190	40.00	.150	-	.740	-	6.500	-	.010	-
MARBLE SETTERS.....	7.100	7.700	40.00	.450	-	.250	-	.340	-	.060	-
MOZAIC AND TERRAZZO WORKERS.....	7.100	7.700	40.00	.450	-	.250	-	.340	-	.060	-
PAINTERS.....	7.200	7.450	40.00	.400	-	.250	-	6.100	-	-	-
SPRAY AND SWING STAGE.	7.700	7.950	40.00	.400	-	.250	-	6.100	-	-	-
SWING STAGE.....	7.450	7.700	40.00	.400	-	.250	-	.100	-	-	-
BRIDGES OVER HIGHWAYS.	7.450	7.700	40.00	.400	-	.250	-	6.100	-	-	-
BRIDGES OVER WATER....	7.700	7.950	40.00	.400	-	.250	-	6.100	-	-	-
PAPERHANGERS.....	7.450	7.700	40.00	.400	-	.250	-	6.100	-	-	-
PIPEFITTERS.....	9.270	9.170	40.00	.500	-	.500	-	.820	-	.100	-
PLASTERERS.....	8.430	8.830	40.00	.500	-	.250	-	61.000	-	.050	-
PLUMBERS.....	9.270	9.170	40.00	.500	-	.500	-	.820	-	.100	-
REINFORCING IRON WORKERS.	8.850	9.450	40.00	.500	-	.750	-	1.000	-	.020	-
ROOFERS, COMPOSITION....	6.450	6.850	40.00	.350	-	.250	-	.350	-	-	-
ROOFERS, SLATE AND TILE..	6.700	7.100	40.00	.350	-	.250	-	.350	-	-	-
SHEET-METAL WORKERS.....	7.950	8.450	40.00	.693	-	.550	-	6.670	-	.020	-
STRUCTURAL IRON WORKERS..	8.850	9.450	40.00	.500	-	.750	-	61.000	-	.020	-
STONEMASONS.....	8.100	8.300	40.00	.450	-	.250	-	.340	-	.060	-
TILE LAYERS.....	7.100	7.700	40.00	.450	-	.250	-	.340	-	.060	-
<b>HELPERS AND LABORERS</b>											
BRICKLAYERS' TENDERS.....	5.960	6.160	40.00	.550	-	.350	-	6.550	-	.050	-
MORTAR MIXERS.....	5.960	6.160	40.00	.550	-	.350	-	6.550	-	.050	-
BUILDING LABORERS.....	5.810	6.010	40.00	.550	-	.350	-	6.550	-	.050	-
ELEVATOR CONSTRUCTORS <sup>6</sup>											
HELPERS.....	6.223	6.610	40.00	.495	-	.325	-	-	8.00	.020	1.60%
PLASTERERS' LABORERS.....	5.960	6.160	40.00	.550	-	.350	-	6.550	-	.050	-
TERRAZZO WORKERS <sup>6</sup>											
HELPERS.....	6.160	6.760	40.00	.400	-	.200	-	-	-	-	-
BASE MACHINE.....	6.710	7.310	40.00	.400	-	.200	-	-	-	-	-
FLOOR MACHINES.....	6.360	6.960	40.00	.400	-	.200	-	-	-	-	-
TILE LAYERS' HELPERS.....	6.160	6.760	40.00	.400	-	.200	-	-	-	-	-
<b>HIGHWAY AND STREET CONSTRUCTION</b>											
<b>JOURNEYMEN</b>											
CARPENTERS.....	8.400	9.350	40.00	.500	-	.400	-	6.300	-	-	-
CEMENT FINISHERS.....	8.430	9.140	40.00	.500	-	.250	-	6.960	-	-	-
ENGINEERS—POWER EQUIPMENT OPERATORS (ZONE 2):											
CLASS I—ASPHALT PLANTS AND PAVERS, CRANES, SHOVELS, PAVEMENT OPERATORS (5 BAGS OR MORE)	8.370	8.770	40.00	.600	-	.850	-	-	10.00	-	-

See footnotes at end of table.

**Table 20. Wage rates, hours, and employer contributions to funds: Selected cities—Continued**

(Union hourly wage rates and straight-time weekly hours and employer insurance, pension, vacation, and other contributions to funds in the building trades, July 1, 1975 and July 1, 1976)

CITY AND JOB CLASSIFICATION	JULY 1, 1975		JULY 1, 1976									
	RATE PER HOUR <sup>1</sup>	RATE PER HOUR <sup>1</sup>	HOURS PER WEEK <sup>2</sup>	EMPLOYER CONTRIBUTIONS TO FUNDS <sup>3</sup>								
				INSURANCE <sup>4</sup>		PENSION		VACATION		OTHER <sup>5</sup>		
				DOLLARS	PERCENT	DOLLARS	PERCENT	DOLLARS	PERCENT	DOLLARS	PERCENT	
<b>GRAND RAPIDS, MICH.—CONTINUED</b>												
HIGHWAY AND STREET CONSTRUCTION—CONTINUED												
JOURNEYMEN—CONTINUED												
ENGINEERS--POWER EQUIPMENT OPERATORS:—CONTINUED												
CLASS II--BACKHOE (WITH 3/8 YD. BUCKET LESS), CRUSHERS SWEEPER SCREENING PLANTS.....	\$8.100	\$8.510	40.00	0.600	-	0.850	-	-	10.00%	-	-	-
CLASS III--AIR COMPRESSORS, CONCRETE BREAKERS, TRACTORS WITH ATTACHMENTS.....	7.650	8.050	40.00	.600	-	.850	-	-	10.00	-	-	-
CLASS IV--OILERS, FINISHING MACHINES, BOOM OR WINCH HOISTS.....	7.390	7.800	40.00	.600	-	.850	-	-	10.00	-	-	-
STRUCTURAL IRON WORKERS..	8.850	9.450	40.00	.500	-	.750	-	1.000	-	0.020	-	-
HELPERS AND LABORERS												
GENERAL LABORERS.....	7.310	7.760	40.00	.550	-	.300	-	.550	-	.040	-	-
CARPENTERS.....	8.350	8.550	40.00	.600	-	.500	-	.300	-	.020	-	-
CEMENT FINISHERS.....	8.430	9.140	40.00	.500	-	.250	-	.960	-	-	-	-
ENGINEERS--POWER EQUIPMENT OPERATORS:												
CRANES WITH MAIN BOOM AND JIB 220' OR MORE.	9.945	12.160	40.00	.800	-	.850	-	-	10.00	.020	-	-
CRANES WITH MAIN BOOM AND JIB 140' OR MORE.	9.720	11.920	40.00	.800	-	.850	-	-	10.00	.020	-	-
CRANES, SCRAPERS, DOZERS, GRADERS, HOISTS, FRONT END LOADERS.....	9.495	11.440	40.00	.800	-	.850	-	-	10.00	.020	-	-
AIR TUGGERS (SINGLE DRUM), FORKS, MATERIAL HOISTS, WINCHES (NONSWINGING), BOBCATS	9.180	11.230	40.00	.800	-	.850	-	-	10.00	.020	-	-
PUMPS 6 IN OR OVER.....	9.000	11.000	40.00	.800	-	.850	-	-	10.00	.020	-	-
AIR COMPRESSORS, WELDERS, PUMPS UNDER 6 IN	8.055	9.980	40.00	.800	-	.850	-	-	10.00	.020	-	-
OILERS, FIREMEN.....	7.425	8.880	40.00	.800	-	.850	-	-	10.00	.020	-	-
STRUCTURAL IRON WORKERS..	8.850	9.450	40.00	.500	-	.750	-	1.000	-	.020	-	-
HELPERS AND LABORERS												
GENERAL LABORERS.....	7.310	7.760	40.00	.550	-	.300	-	.550	-	.040	-	-
<b>HAMMOND, IND.</b>												
<b>BUILDING CONSTRUCTION</b>												
<b>JOURNEYMEN</b>												
ASBESTOS WORKERS.....	9.960	10.510	40.00	.810	-	.720	-	1.000	-	.050	-	-
BOILERMAKERS.....	10.050	10.850	40.00	.800	-	1.000	-	-	-	-	-	-
BRICKLAYERS.....	10.050	10.800	40.00	.450	-	.550	-	.500	-	.040	-	-
CARPENTERS.....	10.090	10.910	40.00	.500	-	.570	-	.420	-	.010	-	-
CEMENT FINISHERS.....	9.820	10.290	40.00	.850	-	.550	-	.500	-	.040	-	-
ELECTRICIANS.....	10.300	10.300	40.00	-	5.00%	-	6.30%	-	-	-	0.50%	-
ELEVATOR CONSTRUCTORS....	11.310	20.843	40.00	.545	-	.350	-	-	6.00	.020	-	2.31
ENGINEERS--POWER EQUIPMENT OPERATORS:												
CLASS I--CRANES.....	10.100	10.100	40.00	.650	-	.850	-	.200	-	.010	-	-
CLASS II--TRACTORS AND BULLDOZERS.....	9.600	9.600	40.00	.650	-	.850	-	.200	-	.010	-	-
CLASS III--AIR COMPRESSORS.....	8.050	8.050	40.00	.650	-	.850	-	.200	-	.010	-	-
CLASS IV--OILERS.....	7.050	7.050	40.00	.650	-	.850	-	.200	-	.010	-	-
GLAZIERS.....	9.400	9.550	40.00	.400	-	.300	-	.550	-	-	-	-
LATHERS.....	9.750	10.440	40.00	-	-	.400	-	-	-	-	-	-
MACHINISTS.....	10.470	11.020	40.00	.530	-	.450	-	-	6.10	-	-	-
MARBLE SETTERS.....	10.050	10.800	40.00	.450	-	.550	-	.500	-	.040	-	-
PAINTERS												
RESIDENTIAL AND COMMERCIAL.....	7.900	9.000	40.00	.490	-	.350	-	-	-	-	-	-
INDUSTRIAL.....	8.650	10.800	40.00	.490	-	.350	-	-	-	-	-	-

See footnotes at end of table.

**Table 20. Wage rates, hours, and employer contributions to funds: Selected cities—Continued**

(Union hourly wage rates and straight-time weekly hours and employer insurance, pension, vacation, and other contributions to funds in the building trades, July 1, 1975 and July 1, 1976)

CITY AND JOB CLASSIFICATION	JULY 1, 1975	JULY 1, 1976									
	RATE PER HOUR <sup>1</sup>	RATE PER HOUR <sup>1</sup>	HOURS PER WEEK <sup>2</sup>	EMPLOYER CONTRIBUTIONS TO FUNDS <sup>3</sup>							
				INSURANCE <sup>4</sup>		PENSION		VACATION		OTHER <sup>5</sup>	
				DOLLARS	PERCENT	DOLLARS	PERCENT	DOLLARS	PERCENT	DOLLARS	PERCENT
<b>HAMMOND, IND.—CONTINUED</b>											
<b>BUILDING CONSTRUCTION—CONTINUED</b>											
<b>JOURNEYMEN—CONTINUED</b>											
PAPERHANGERS.....	\$8.150	\$9.250	40.00	0.490	-	0.350	-	-	-	-	-
PIPEFITTERS.....	10.850	11.500	40.00	.700	-	.850	-	-	-	-	-
PLASTERERS.....	8.940	8.940	40.00	.850	-	.550	-	60.500	-	0.040	-
PLUMBERS.....	10.120	10.420	40.00	.800	-	.700	-	6.750	-	.100	-
REINFORCING IRON WORKERS.....	9.880	10.480	40.00	.500	-	1.180	-	61.250	-	.020	-
ROOFERS, COMPOSITION.....	11.340	11.860	40.00	.550	-	.350	-	.700	-	.080	-
ROOFERS, SLATE AND TILE.....	11.340	11.860	40.00	.550	-	.350	-	.700	-	.080	-
SHMET-METAL WORKERS.....	10.120	10.510	40.00	.650	-	.950	-	-	-	6.670	-
STONEMASONS.....	10.050	10.800	40.00	.450	-	.550	-	6.500	-	.040	-
STRUCTURAL IRON WORKERS.....	9.880	10.480	40.00	.500	-	1.180	-	61.250	-	.020	-
TERRAZZO WORKERS.....	10.050	10.800	40.00	.450	-	.550	-	6.500	-	.040	-
TILE LAYERS.....	9.300	10.700	40.00	.450	-	.550	-	6.500	-	.040	-
<b>HELPERS AND LABORERS</b>											
BRICKLAYERS' TENDERS.....	7.150	7.700	40.00	.500	-	.450	-	-	-	.120	-
BUILDING LABORERS.....	7.150	7.700	40.00	.500	-	.450	-	-	-	.120	-
COMPOSITION ROOFERS' <sup>6</sup>											
HELPERS.....	5.560	5.930	40.00	.550	-	.350	-	.700	-	.080	-
ELEVATOR CONSTRUCTORS' <sup>6</sup>											
HELPERS.....	7.920	13.860	40.00	.545	-	.350	-	-	6.00%	.020	2.31%
MARBLE SETTERS' HELPERS.....	9.150	9.360	40.00	-	-	-	-	-	-	.108	-
PLASTERERS' LABORERS.....	7.450	8.000	40.00	.500	-	.450	-	-	-	.120	-
PLUMBERS' LABORERS.....	7.150	7.700	40.00	.500	-	.450	-	-	-	.120	-
TERRAZZO WORKERS' <sup>6</sup>											
HELPERS.....	9.150	9.360	40.00	-	-	-	-	-	-	.108	-
BASE MACHINE OPERATORS.....	9.400	9.710	40.00	-	-	-	-	-	-	.108	-
TILE LAYERS' HELPERS.....	9.150	9.360	40.00	-	-	-	-	-	-	.108	-
<b>HIGHWAY AND STREET CONSTRUCTION</b>											
CARPENTERS.....	10.090	10.910	40.00	.500	-	.570	-	6.420	-	.010	-
CEMENT FINISHERS.....	9.600	9.600	40.00	.600	-	.550	-	6.500	-	-	-
ENGINEERS--POWER EQUIPMENT OPERATORS:											
CLASS I--CRANES.....	9.850	9.950	40.00	.650	-	.850	-	6.400	-	-	-
CLASS II--TRACTORS.....	9.700	9.500	40.00	.650	-	.850	-	6.400	-	-	-
CLASS III--FORKLIFTS, END LOADERS.....	9.050	9.050	40.00	.650	-	.850	-	6.400	-	-	-
CLASS IV--AIR COMPRESSORS AND CONVEYORS.....	7.950	7.950	40.00	.650	-	.850	-	6.400	-	-	-
CLASS V--OILERS.....	7.000	7.000	40.00	.650	-	.850	-	6.400	-	-	-
OILERS.....	7.000	7.000	40.00	.650	-	.850	-	6.400	-	-	-
STRUCTURAL IRON WORKERS.....	9.880	10.480	40.00	.500	-	1.180	-	61.250	-	.020	-
<b>HELPERS AND LABORERS</b>											
LABORERS.....	6.600	7.300	40.00	.500	-	.400	-	-	-	.110	-
<b>OTHER HEAVY CONSTRUCTION</b>											
<b>JOURNEYMEN</b>											
CARPENTERS.....	10.090	10.910	40.00	.500	-	.570	-	6.420	-	.010	-
CEMENT FINISHERS.....	9.600	9.600	40.00	.600	-	.550	-	6.500	-	-	-
ENGINEERS--POWER EQUIPMENT OPERATORS:											
CLASS I--CRANES.....	9.850	9.950	40.00	.650	-	.850	-	6.400	-	-	-
CLASS II--TRACTORS.....	9.700	9.500	40.00	.650	-	.850	-	6.400	-	-	-
CLASS III--FORKLIFT TRUCKS, END LOADERS.....	9.050	9.050	40.00	.650	-	.850	-	6.400	-	-	-
CLASS IV--AIR COMPRESSORS AND CONVEYORS.....	7.950	7.950	40.00	.650	-	.850	-	6.400	-	-	-
CLASS V--OILERS.....	7.000	7.000	40.00	.650	-	.850	-	6.400	-	-	-
OILERS.....	7.000	7.000	40.00	.650	-	.850	-	6.400	-	-	-
STRUCTURAL IRON WORKERS.....	9.880	10.480	40.00	.500	-	1.180	-	61.250	-	.020	-
<b>HELPERS AND LABORERS</b>											
LABORERS.....	7.150	7.700	40.00	.500	-	.450	-	-	-	.120	-

See footnotes at end of table.

**Table 20. Wage rates, hours, and employer contributions to funds: Selected cities—Continued**

(Union hourly wage rates and straight-time weekly hours and employer insurance, pension, vacation, and other contributions to funds in the building trades, July 1, 1975 and July 1, 1976)

CITY AND JOB CLASSIFICATION	JULY 1, 1975		HOURS PER WEEK <sup>2</sup>	JULY 1, 1976							
	RATE PER HOUR <sup>1</sup>	RATE PER HOUR <sup>1</sup>		EMPLOYER CONTRIBUTIONS TO FUNDS <sup>3</sup>							
				INSURANCE <sup>4</sup>		PENSION		VACATION		OTHER <sup>5</sup>	
				DOLLARS	PERCENT	DOLLARS	PERCENT	DOLLARS	PERCENT	DOLLARS	PERCENT
<b>HONOLULU, HAWAII</b>											
<b>BUILDING CONSTRUCTION</b>											
<b>JOURNEYMEN</b>											
ASBESTOS WORKERS.....	\$ 7.600	\$ 8.530	40.00	0.580	-	1.400	-	0.500	-	0.050	-
BOILERMAKERS.....	8.260	9.150	40.00	.400	-	1.000	-	-	-	.500	-
BRICKLAYERS.....	7.450	8.410	40.00	.850	-	1.000	-	.300	-	.070	-
CARPENTERS.....	7.430	8.240	40.00	.590	-	1.350	-	.800	-	.020	-
CEMENT FINISHERS.....	7.180	8.100	40.00	.850	-	1.000	-	.300	-	.070	-
<b>ELECTRICIANS (INSIDE</b>											
WIREMEN.....	8.250	9.000	40.00	.570	-	1.740	13.00%	-	5.40%	.290	8.60%
ELEVATOR CONSTRUCTORS.....	9.470	10.680	40.00	.495	-	.320	-	-	6.00	.308	-
<b>ENGINEERS--POWER EQUIPMENT OPERATORS:</b>											
<b>LOCOMOTIVES (UP TO 30 TONS)</b>											
BOOM TRUCKS.....	5.930	6.930	40.00	.650	-	1.550	-	.700	-	.170	-
AGRI-CATS.....	6.200	7.200	40.00	.650	-	1.550	-	.700	-	.170	-
TRENCHERS.....	6.510	7.510	40.00	.650	-	1.550	-	.700	-	.170	-
MIXERMOBILES.....	7.160	8.160	40.00	.650	-	1.550	-	.700	-	.170	-
LOCOMOTIVES (TO 100 TONS).....	7.480	8.480	40.00	.650	-	1.550	-	.700	-	.170	-
WHEEL TRANCHERS.....	7.590	8.590	40.00	.650	-	1.550	-	.700	-	.170	-
BULLDOZERS.....	7.700	8.700	40.00	.650	-	1.550	-	.700	-	.170	-
LOCOMOTIVES (OVER 100 TONS).....	7.930	8.930	40.00	.650	-	1.550	-	.700	-	.170	-
CRANES (UNDER 25 TONS).....	7.990	8.990	40.00	.650	-	1.550	-	.700	-	.170	-
CRANES (OVER 25 TONS).....	8.140	9.140	40.00	.650	-	1.550	-	.700	-	.170	-
DERRICKS.....	8.290	9.290	40.00	.650	-	1.550	-	.700	-	.170	-
GLAZIERS.....	8.650	9.650	40.00	.650	-	1.550	-	.700	-	.170	-
LATHERS.....	8.370	8.920	40.00	.730	-	.750	-	.720	-	.463	-
MACHINISTS.....	8.850	9.860	40.00	.660	-	.850	-	-	-	.301	-
MARBLE SETTERS.....	7.210	7.820	40.00	-	-	.500	-	-	-	.070	-
MOSAIC AND TERRAZZO WORKERS.....	7.450	8.400	40.00	.850	-	1.000	-	.300	-	.070	-
PAINTERS.....	7.450	8.400	40.00	.850	-	1.000	-	.300	-	.070	-
SPRAY.....	7.910	8.370	40.00	.620	-	1.500	-	6-	5.00	.080	-
PAPERHANGERS.....	8.410	8.845	40.00	.620	-	1.500	-	6-	5.00	.080	-
PIPEFITTERS.....	7.910	8.370	40.00	.620	-	1.500	-	6-	5.00	.080	-
PLASTERERS.....	8.700	9.300	40.00	.970	-	1.450	-	.550	-	.460	-
PLUMBERS.....	8.240	8.950	40.00	.850	-	1.300	-	.150	-	.120	-
REINFORCING IRON WORKERS.....	8.700	9.300	40.00	.970	-	1.450	-	.550	-	.460	-
ROOFERS, COMPOSITION.....	8.150	9.150	40.00	.600	-	.550	-	.750	-	.060	-
ROOFERS, SLATE AND TILE.....	7.550	8.148	40.00	.700	-	.450	-	6-	3.00	.100	-
SHEET-METAL WORKERS.....	8.050	8.876	40.00	.700	-	.450	-	6-	3.00	.100	-
STONEMASONS.....	8.900	9.200	40.00	.630	-	1.500	-	.820	-	.650	-
STRUCTURAL IRON WORKERS.....	7.450	8.410	40.00	.850	-	1.000	-	.300	-	.070	-
TAPERS, DRYWALL.....	8.150	9.150	40.00	.600	-	.550	-	.750	-	.150	-
DRYWALL APPLICATORS.....	8.450	9.263	40.00	.660	-	.600	-	6-	5.00	-	-
TILE LAYERS.....	7.840	8.240	40.00	.590	-	1.350	-	.800	-	.110	-
CARPET, LINOLEUM, AND SOFT TILE LAYERS.....	7.450	8.400	40.00	.850	-	1.000	-	.300	-	.070	-
<b>HELPERS AND LABORERS</b>											
BUILDING LABORERS.....	5.710	6.660	40.00	.590	-	.760	-	.330	-	.200	-
COMPOSITION ROOFERS' HELPERS.....	6.000	6.063	40.00	.700	-	.450	-	6-	3.00	.100	-
ELEVATOR CONSTRUCTORS' HELPERS.....	7.100	7.480	40.00	.495	-	.320	-	-	6.00	.221	-
MARBLE SETTERS' HELPERS.....	5.820	6.340	40.00	.850	-	1.000	-	.300	-	.070	-
PLASTERERS' LABORERS.....	5.760	6.710	40.00	.590	-	.760	-	.330	-	.200	-
TERRAZZO WORKERS' HELPERS.....	5.820	6.340	40.00	.850	-	1.000	-	.300	-	.070	-
TILE LAYERS' HELPERS.....	5.820	6.340	40.00	.850	-	1.000	-	.300	-	.070	-
<b>HIGHWAY AND STREET CONSTRUCTION</b>											
<b>JOURNEYMEN</b>											
<b>ENGINEERS--POWER EQUIPMENT OPERATORS:</b>											
SELF PROPELLED, AUTOMATICALLY APPLIED CONCRETE CURING MACHINE.....	5.930	6.930	40.00	.650	-	1.550	-	.700	-	.170	-

See footnotes at end of table.

**Table 20. Wage rates, hours, and employer contributions to funds: Selected cities—Continued**

(Union hourly wage rates and straight-time weekly hours and employer insurance, pension, vacation, and other contributions to funds in the building trades, July 1, 1975 and July 1, 1976)

CITY AND JOB CLASSIFICATION	JULY 1, 1975		JULY 1, 1976								
	RATE PER HOUR <sup>1</sup>	RATE PER HOUR <sup>1</sup>	HOURS PER WEEK <sup>2</sup>	EMPLOYER CONTRIBUTIONS TO FUNDS <sup>3</sup>							
				INSURANCE <sup>4</sup>		PENSION		VACATION		OTHER <sup>5</sup>	
				DOLLARS	PERCENT	DOLLARS	PERCENT	DOLLARS	PERCENT	DOLLARS	PERCENT
HONOLULU—CONTINUED											
HIGHWAY AND STREET CONSTRUCTION—CONTINUED											
JOURNEYMEN—CONTINUED											
ENGINEERS—POWER EQUIPMENT OPERATORS—CONTINUED											
CONCRETE SAWS AND/OR GRINDERS.....	\$7.160	\$8.160	40.00	0.650	-	1.550	-	0.700	-	0.170	-
FINISHING MACHINE OPERATORS.....	7.590	8.590	40.00	.650	-	1.550	-	.700	-	.170	-
OTHER HEAVY CONSTRUCTION											
JOURNEYMEN											
CARPENTERS.....	7.430	8.240	40.00	.590	-	1.350	-	.800	-	.020	-
CEMENT FINISHERS.....	7.180	8.100	40.00	.850	-	1.000	-	.300	-	.070	-
STRUCTURAL IRON WORKERS..	8.150	9.150	40.00	.600	-	.550	-	.750	-	.150	-
HELPERS AND LABORERS											
CONSTRUCTION LABORERS....	5.710	6.660	40.00	.590	-	.760	-	.330	-	.200	-
HOUSTON, TEXAS											
BUILDING CONSTRUCTION											
JOURNEYMEN											
ASBESTOS WORKERS.....	8.950	10.000	40.00	.700	-	.700	-	.500	-	.060	-
BOILERMAKERS.....	8.000	9.000	40.00	.500	-	1.000	-	-	-	-	-
BRICKLAYERS.....	8.690	10.130	40.00	.380	-	.500	-	-	-	.120	-
CARPENTERS.....	8.675	9.400	40.00	.650	-	.600	-	-	-	-	-
MILLWRIGHTS.....	9.005	9.760	40.00	.650	-	.600	-	-	-	-	-
PILEDRIEVERS.....	8.675	9.400	40.00	.650	-	.600	-	-	-	-	-
CEMENT FINISHERS.....	8.320	9.120	40.00	.490	-	.550	-	-	-	-	-
ELECTRICIANS (INSIDE WIRERS).....	9.264	10.387	40.00	.400	-	-	3.00%	-	66.00	-	-
ELEVATOR CONSTRUCTORS....	7.790	8.600	40.00	.495	-	.320	-	-	-	.020	8.40%
ENGINEERS--POWER EQUIPMENT OPERATORS:											
HEAVY EQUIPMENT--CAT TRACTORS, SCRAPERS (HEAVY TYPE, OVER 3 CU. YDS.), BULLDOZERS, CRANES, DERICKS, DRAGLINES, HOISTS (2 OR MORE DRUMS), MIXERS (14 CU. FT. OR MORE), PILEDRIEVERS, SHOVELS.	8.880	9.870	40.00	.350	-	0.650	-	-	-	-	-
LIGHT EQUIPMENT--AIR COMPRESSORS, MIXERS (LESS THAN 14 CU. FT.), SCRAPERS (3 CU. YDS. OR LESS), PUMPS, SINGLE-DRUM HOISTS...	7.520	8.380	40.00	.350	-	.650	-	-	-	-	-
GLAZIERS.....	8.070	8.920	40.00	.500	-	.425	-	.150	-	-	-
LATHERS.....	8.370	9.020	40.00	.500	-	.350	-	.500	-	.060	-
MACHINISTS.....	10.100	10.100	40.00	-	-	-	-	-	-	-	-
MARBLE SETTERS.....	7.560	9.260	40.00	-	-	-	-	.250	-	.150	-
MOSAIC AND TERRAZZO WORKERS.....	7.560	9.260	40.00	-	-	-	-	.250	-	.150	-
PAINTERS:											
COMMERCIAL BRUSH WORK.	7.545	9.295	40.00	.365	-	.350	-	.400	-	-	-
COMMERCIAL SPRAY WORK.	7.920	9.670	40.00	.365	-	.350	-	.400	-	-	-
INDUSTRIAL BRUSH WORK.	7.645	9.395	40.00	.365	-	.350	-	.400	-	-	-
INDUSTRIAL SPRAY WORK.	7.970	9.720	40.00	.365	-	.350	-	.400	-	-	-
ALL PAINTING OVER 60 FEET.....	8.170	9.920	40.00	.365	-	.350	-	.400	-	-	-
PAPERHANGERS.....	7.795	9.545	40.00	.365	-	.350	-	.400	-	-	-
PIPEFITTERS.....	8.100	9.100	40.00	.400	-	.600	-	.800	-	-	-
PLASTERERS.....	7.680	9.175	40.00	.520	-	.300	-	6.525	-	.060	-
PLUMBERS.....	8.360	9.370	40.00	.400	-	.600	-	.500	-	.085	-
REINFORCING IRON WORKERS.	8.770	9.630	40.00	.550	-	.850	-	-	-	-	-
ROOFERS, FLAT ROOF AND COMPOSITION.....	7.540	8.140	40.00	.200	-	.250	-	.250	-	.100	-

See footnotes at end of table.



**Table 20. Wage rates, hours, and employer contributions to funds: Selected cities—Continued**

(Union hourly wage rates and straight-time weekly hours and employer insurance, pension, vacation, and other contributions to funds in the building trades, July 1, 1975 and July 1, 1976)

CITY AND JOB CLASSIFICATION	JULY 1, 1975		JULY 1, 1976								
	RATE PER HOUR <sup>1</sup>	RATE PER HOUR <sup>1</sup>	HOURS PER WEEK <sup>2</sup>	EMPLOYER CONTRIBUTIONS TO FUNDS <sup>3</sup>							
				INSURANCE <sup>4</sup>		PENSION		VACATION		OTHER <sup>5</sup>	
				DOLLARS	PERCENT	DOLLARS	PERCENT	DOLLARS	PERCENT	DOLLARS	PERCENT
<b>HOUSTON, TEXAS</b>											
<b>-CONTINUED</b>											
<b>BUILDING CONSTRUCTION</b>											
<b>-CONTINUED</b>											
<b>JOURNEYMEN</b>											
<b>-CONTINUED</b>											
ROOFERS, SLATE AND TILE..	\$8.290	\$9.040	40.00	0.200	-	0.250	-	0.250	-	0.100	-
SHEET-METAL WORKERS.....	8.585	9.465	40.00	.275	-	.475	-	.200	-	.080	-
STONEMASONS.....	8.690	10.130	40.00	.380	-	.500	-	-	-	.120	-
STRUCTURAL-IRON WORKERS..	8.770	9.630	40.00	.550	-	.850	-	-	-	-	-
SHEETERS AND BUCKERS- UP.....	8.770	9.630	40.00	.550	-	.850	-	-	-	-	-
TILE LAYERS.....	7.560	9.260	40.00	-	-	-	-	.250	-	.150	-
<b>HELPERS AND LABORERS</b>											
BRICKLAYERS' TENDERS.....	6.385	7.105	40.00	.280	-	.400	-	-	-	.020	-
MORTAR MIXERS.....	6.485	7.205	40.00	.280	-	.400	-	-	-	.020	-
BUILDING LABORERS.....	6.210	6.930	40.00	.280	-	.400	-	-	-	.020	-
AIR TOOL OPERATORS.....	6.385	7.105	40.00	.280	-	.400	-	-	-	.020	-
ELEVATOR CONSTRUCTORS' HELPERS.....	5.450	6.020	40.00	.495	-	.320	-	-	6.00%	.020	2.40%
MARBLE SETTERS' HELPERS..	5.450	6.900	40.00	-	-	-	-	.250	-	.150	-
PLASTERERS' LABORERS.....	6.485	7.205	40.00	.280	-	.400	-	-	-	.020	-
TERRAZZO WORKERS' HELPERS.....	5.450	6.900	40.00	-	-	-	-	.250	-	.150	-
BASE MACHINES.....	5.750	7.200	40.00	-	-	-	-	.250	-	.150	-
FLOOR MACHINES.....	5.600	7.050	40.00	-	-	-	-	.250	-	.150	-
TILE LAYERS' HELPERS.....	5.450	6.900	40.00	-	-	-	-	.250	-	.150	-
<b>OTHER HEAVY CONSTRUCTION</b>											
<b>JOURNEYMEN</b>											
PILEDRIIVE CARPENTERS.....	8.675	9.400	40.00	.650	-	.600	-	-	-	-	-
ENGINEERS--POWER EQUIP- MENT OPERATORS:											
HEAVY PIPELINE:											
GROUP I-HEAVY.....	9.330	9.330	40.00	.500	-	.600	-	-	-	-	-
GROUP II-LIGHT.....	7.040	7.040	40.00	.500	-	.600	-	-	-	-	-
GROUP III-OILERS.....	4.750	4.750	40.00	.500	-	.600	-	-	-	-	-
HEAVY INDUSTRIAL PLANTS:											
HEAVY EQUIPMENT OPERATORS.....	8.880	9.870	40.00	.350	-	.650	-	-	-	-	-
LIGHT EQUIPMENT OPERATORS.....	7.520	8.380	40.00	.350	-	.650	-	-	-	-	-
OILERS.....	6.870	7.660	40.00	.350	-	.650	-	-	-	-	-
<b>HUNTSVILLE, ALA.</b>											
<b>BUILDING CONSTRUCTION</b>											
<b>JOURNEYMEN</b>											
ASBESTOS WORKERS.....	8.110	8.910	40.00	.400	-	.300	-	6.500	-	.050	-
BOILERMAKERS.....	8.200	8.800	40.00	.600	-	1.000	-	-	-	-	-
BRICKLAYERS.....	8.800	9.400	40.00	-	-	-	-	-	-	-	-
CARPENTERS.....	7.490	7.860	40.00	-	-	-	-	-	-	-	-
HILLWRIGHTS.....	7.880	8.270	40.00	-	-	-	-	-	-	-	-
CEMENT FINISHERS.....	8.050	8.650	40.00	-	-	-	-	-	-	-	-
ELECTRICIANS (INSIDE- WIRES).....	8.350	9.050	40.00	.400	-	.300	1.00%	-	-	-	-
ELEVATOR CONSTRUCTORS.....	8.460	9.140	40.00	.495	-	.320	-	-	12.6.00%	.020	2.30%
ENGINEERS--POWER EQUIP- MENT OPERATORS:											
GROUP A--BULLDOZERS, CRANES, DERRICKS, DRAGLINES, HOISTS, SHOVELS, SCRAPERS, TRENCHING MACHINES...	8.430	8.780	40.00	.300	-	.300	-	-	-	-	-
GROUP B--CENTRAL COM- PRESSORS, FRONT END LOADERS, PAVING MA- CHINES, PORTABLE HOISTERS, WALK-BEHIND TRENCHING MACHINES, YARD MASTERS.....	7.160	7.440	40.00	.300	-	.300	-	-	-	-	-

See footnotes at end of table.

**Table 20. Wage rates, hours, and employer contributions to funds: Selected cities—Continued**

(Union hourly wage rates and straight-time weekly hours and employer insurance, pension, vacation, and other contributions to funds in the building trades, July 1, 1975 and July 1, 1976)

CITY AND JOB CLASSIFICATION	JULY 1, 1975		HOURS PER WEEK <sup>2</sup>	JULY 1, 1976							
	RATE PER HOUR <sup>1</sup>	RATE PER HOUR <sup>1</sup>		EMPLOYER CONTRIBUTIONS TO FUNDS <sup>3</sup>							
				INSURANCE <sup>4</sup>		PENSION		VACATION		OTHER <sup>5</sup>	
				DOLLARS	PERCENT	DOLLARS	PERCENT	DOLLARS	PERCENT	DOLLARS	PERCENT
HUNTSVILLE, ALA.—CONTINUED											
BUILDING CONSTRUCTION											
-CONTINUED											
JOURNEYMEN—CONTINUED											
ENGINEERS—POWER EQUIPMENT OPERATORS—CONTINUED											
GROUP C—PORTABLE AIR COMPRESSORS, CONVEYORS, PUMPS, WELDING MACHINES, OILERS.....											
	\$6.480	\$6.730	40.00	0.300	-	0.300	-	-	-	-	-
MARBLE SETTERS.....	8.800	9.400	40.00	-	-	-	-	-	-	-	-
MOSAIC AND TERRAZZO WORKERS.....	8.550	9.150	40.00	-	-	-	-	-	-	-	-
PAINTERS.....	7.000	7.500	40.00	-	-	.250	-	-	-	-	-
RESIDENTIAL.....	5.150	5.250	40.00	-	-	.250	-	-	-	-	-
INDUSTRIAL.....	7.750	8.250	40.00	-	-	.250	-	-	-	-	-
PIPEFITTERS.....	8.500	9.450	40.00	.450	-	.450	-	-	-	-	-
PLASTERERS.....	8.300	8.900	40.00	-	-	-	-	-	-	-	-
PLUMBERS.....	8.500	9.450	40.00	.450	-	.450	-	-	-	-	-
REINFORCING IRON WORKERS.....	8.005	8.405	40.00	.400	-	.350	-	-	-	-	-
ROOFERS, COMPOSITION.....	6.800	7.500	40.00	-	-	.200	-	-	-	-	-
ROOFERS, SLATE AND TILE.....	7.050	7.750	40.00	-	-	.200	-	-	-	-	-
SHEET-METAL WORKERS.....	9.250	9.750	40.00	.650	-	.700	-	-	-	0.025	-
STONEMASONS.....	8.800	9.400	40.00	-	-	-	-	-	-	-	-
STRUCTURAL IRON WORKERS.....	8.005	8.405	40.00	.400	-	.350	-	-	-	-	-
TILE LAYERS.....	8.550	9.150	40.00	-	-	-	-	-	-	-	-
HELPERS AND LABORERS											
BRICKLAYERS' TENDERS.....	4.380	4.520	40.00	.200	-	.300	-	-	-	-	-
BUILDING LABORERS.....	4.380	4.520	40.00	.200	-	.300	-	-	-	-	-
ELEVATOR CONSTRUCTORS <sup>4</sup>											
HELPERS.....	5.920	6.400	40.00	.495	-	.320	-	-	12 6.00	.020	2.30
PLASTERERS' LABORERS.....	4.380	4.520	40.00	.200	-	.300	-	-	-	-	-
PLUMBERS' LABORERS.....	4.380	4.520	40.00	.200	-	.300	-	-	-	-	-
TERRAZZO WORKERS <sup>4</sup>											
HELPERS.....	4.380	4.520	40.00	.200	-	.300	-	-	-	-	-
TILE LAYERS' HELPERS.....	4.380	4.520	40.00	.200	-	.300	-	-	-	-	-
INDIANAPOLIS, IND.											
BUILDING CONSTRUCTION											
JOURNEYMEN											
ASBESTOS WORKERS.....	9.310	10.430	40.00	.500	-	.350	-	6 1.000	-	-	-
BOILERMAKERS.....	10.050	10.850	40.00	.800	-	1.000	-	-	-	-	-
BRICKLAYERS.....	9.340	10.040	40.00	.400	-	.300	-	6 5.500	-	6 0.070	-
POINTERS, CLEANERS AND CAULKERS.....	9.340	10.040	40.00	.400	-	.300	-	6 5.500	-	6 0.070	-
CARPENTERS.....	9.450	10.150	40.00	.500	-	.600	-	6 5.500	-	6 0.030	-
MILLWRIGHTS.....	9.450	10.150	40.00	.500	-	.600	-	6 5.500	-	6 0.030	-
PILEDRIVERS.....	9.450	10.150	40.00	.500	-	.600	-	6 5.500	-	6 0.030	-
CEMENT FINISHERS.....	8.260	8.560	40.00	.650	-	.250	-	6 5.500	-	6 0.030	-
ELECTRICIANS (INSIDE WIRERS).....	9.358	10.118	40.00	-	4.00%	-	5.00	-	5.00	-	-
ELEVATOR CONSTRUCTORS.....	9.455	10.680	40.00	.545	-	.350	-	-	4.00	.020	1.60
ENGINEERS—POWER EQUIPMENT OPERATORS											
HEAVY EQUIPMENT:											
CRANES.....	9.900	10.550	40.00	.400	-	.400	-	-	-	-	-
HOISTS.....	9.900	10.550	40.00	.400	-	.400	-	-	-	-	-
DERRICK-BULL WHEEL.....	9.900	10.550	40.00	.400	-	.400	-	-	-	-	-
MEDIUM EQUIPMENT:											
CONCRETE MIXERS (21 CU. FT.).....	9.050	9.700	40.00	.400	-	.400	-	-	-	-	-
CONCRETE PUMPS.....	9.900	10.550	40.00	.400	-	.400	-	-	-	-	-
TRACTOR SHOVELS.....	9.900	10.550	40.00	.400	-	.400	-	-	-	-	-
LIGHT EQUIPMENT:											
WELDING MACHINES.....	7.200	7.550	40.00	.400	-	.400	-	-	-	-	-
AIR COMPRESSORS.....	7.200	7.550	40.00	.400	-	.400	-	-	-	-	-
PUMPS (WATER).....	7.200	7.550	40.00	.400	-	.400	-	-	-	-	-
GLAZIERS.....	10.840	11.590	40.00	-	-	-	-	-	-	-	-
LATHERS.....	8.750	9.790	40.00	.610	-	.350	-	6 5.500	-	6 0.070	-
MARBLE SETTERS.....	8.910	9.460	40.00	.400	-	.300	-	6 5.500	-	-	-
MOSAIC AND TERRAZZO WORKERS.....	8.650	9.150	40.00	.400	-	.300	-	6 5.500	-	-	-
PAINTERS.....	7.700	8.910	40.00	.390	-	.200	-	6 4.400	-	-	-
SPRAY.....	8.500	9.910	40.00	.390	-	.200	-	6 4.400	-	-	-
HANDBOLLER.....	7.700	8.910	40.00	.390	-	.200	-	6 4.400	-	-	-
SANDBLASTING.....	8.500	9.910	40.00	.390	-	.200	-	6 4.400	-	-	-

See footnotes at end of table.

**Table 20. Wage rates, hours, and employer contributions to funds: Selected cities—Continued**

(Union hourly wage rates and straight-time weekly hours and employer insurance, pension, vacation, and other contributions to funds in the building trades, July 1, 1975 and July 1, 1976)

CITY AND JOB CLASSIFICATION	JULY 1, 1975		HOURS PER WEEK <sup>2</sup>	JULY 1, 1976							
	RATE PER HOUR <sup>1</sup>	RATE PER HOUR <sup>1</sup>		EMPLOYER CONTRIBUTIONS TO FUNDS <sup>3</sup>							
				INSURANCE <sup>4</sup>		PENSION		VACATION		OTHER <sup>5</sup>	
				DOLLARS	PERCENT	DOLLARS	PERCENT	DOLLARS	PERCENT	DOLLARS	PERCENT
<b>INDIANAPOLIS, IND.—CONTINUED</b>											
<b>BUILDING CONSTRUCTION—CONTINUED</b>											
<b>JOURNEYMEN—CONTINUED</b>											
PAPERHANGERS.....	\$7.700	\$8.910	40.00	0.390	-	0.200	-	6.0.400	-	-	-
PIPEFITTERS.....	9.150	9.800	40.00	.500	-	.700	-	6.1.000	-	0.060	-
PLASTERERS.....	8.950	9.500	40.00	.800	-	-	-	6.1.000	-	6.070	-
PLUMBERS.....	9.150	9.800	40.00	.500	-	.700	-	6.1.000	-	.060	-
REINFORCING IRON WORKERS.....	10.000	10.500	40.00	.750	-	1.100	-	-	-	.030	-
ROOFERS, COMPOSITION.....	9.490	10.230	40.00	.350	-	.400	-	-	-	-	-
ROOFERS, SLATE AND TILE.....	9.740	10.480	40.00	.350	-	.400	-	-	-	-	-
SHEET-METAL WORKERS.....	9.910	10.800	40.00	.550	-	.600	-	-	-	6.140	-
STONEMASONS.....	9.340	10.040	40.00	.400	-	.300	-	6.500	-	.070	-
STRUCTURAL IRON-WORKERS (ERECTOR)S.....	10.000	10.500	40.00	.750	-	1.100	-	-	-	.030	-
PINISHERS.....	10.000	10.500	40.00	.750	-	1.100	-	-	-	.030	-
MACHINE MOVERS AND RIGGERS.....	10.000	10.500	40.00	.750	-	1.100	-	-	-	.030	-
SHEETERS.....	10.000	10.500	40.00	.750	-	1.100	-	-	-	.030	-
TILE LAYERS.....	8.910	9.460	40.00	.400	-	.300	-	.500	-	-	-
<b>HELPERS AND LABORERS</b>											
BRICKLAYERS' TENDERS.....	6.700	7.250	40.00	.500	-	.400	-	-	-	.120	-
BUILDING LABORERS.....	6.400	6.950	40.00	.500	-	.400	-	-	-	.120	-
COMPOSITION ROOFERS' HELPERS.....	7.990	8.730	40.00	.350	-	.400	-	-	-	-	-
ELEVATOR CONSTRUCTORS' HELPERS.....	6.620	7.480	40.00	.545	-	.350	-	-	4.00%	.020	1.60%
MARBLE SETTERS' HELPERS.....	7.900	8.550	40.00	-	-	-	-	-	-	-	-
PLASTERERS' LABORERS.....	6.700	7.250	40.00	.500	-	.400	-	-	-	.120	-
TERRAZZO WORKERS' HELPERS.....	7.950	8.600	40.00	-	-	-	-	-	-	-	-
BASE MACHINES.....	8.250	8.900	40.00	-	-	-	-	-	-	-	-
FLOOR MACHINES AND EDGING.....	7.950	8.600	40.00	-	-	-	-	-	-	-	-
TILE LAYERS' HELPERS.....	7.900	8.550	40.00	-	-	-	-	-	-	-	-
<b>HIGHWAY AND STREET CONSTRUCTION</b>											
<b>JOURNEYMEN</b>											
CARPENTERS.....	8.880	9.850	40.00	.500	-	.500	-	-	-	.020	-
CEMENT FINISHERS.....	8.260	8.560	40.00	.650	-	.250	-	6.500	-	.030	-
ENGINEERS--POWER EQUIPMENT OPERATORS: HEAVY EQUIPMENT--CRANES, SCOOPS (KEYSTONE), AUTO PATROL..	9.100	9.700	40.00	.400	-	.400	-	-	-	-	-
MEDIUM EQUIPMENT: TRENCH MACHINES (UNDER 24 IN).....	8.200	8.700	40.00	.400	-	.400	-	-	-	-	-
BULLDOZERS.....	9.100	9.700	40.00	.400	-	.400	-	-	-	-	-
LIGHT EQUIPMENT: TRACTORS.....	7.770	8.270	40.00	.400	-	.400	-	-	-	-	-
COMPRESSORS, PUMPS.....	6.960	7.460	40.00	.400	-	.400	-	-	-	-	-
STRUCTURAL IRON WORKERS..	10.000	10.500	40.00	.750	-	1.100	-	-	-	.030	-
<b>HELPERS AND LABORERS</b>											
CONSTRUCTION LABORERS....	5.900	6.700	40.00	.500	-	.400	-	-	-	.130	-
<b>OTHER HEAVY CONSTRUCTION</b>											
<b>JOURNEYMEN</b>											
CARPENTERS.....	8.880	9.850	40.00	.500	-	.500	-	-	-	.020	-
CEMENT FINISHERS.....	8.260	8.560	40.00	.650	-	.250	-	6.500	-	.030	-
ENGINEERS--POWER EQUIPMENT OPERATORS: GROUP I: CRANES, SCOOPS, AUTO PATROLS....	9.700	10.350	40.00	.400	-	.400	-	-	-	-	-
GROUP II: A-FRAMES, WINCHES.....	8.850	9.450	40.00	.400	-	.400	-	-	-	-	-
GROUP III: TRACTORS....	7.950	8.300	40.00	.400	-	.400	-	-	-	-	-
GROUP IV: COMPRESSORS, PUMPS.....	7.200	7.500	40.00	.400	-	.400	-	-	-	-	-
STRUCTURAL IRON WORKERS..	10.000	10.500	40.00	.750	-	1.100	-	-	-	.030	-
<b>HELPERS AND LABORERS</b>											
CONSTRUCTION LABORERS....	5.950	6.350	40.00	.500	-	.400	-	-	-	.120	-

See footnotes at end of table.

**Table 20. Wage rates, hours, and employer contributions to funds: Selected cities—Continued**

(Union hourly wage rates and straight-time weekly hours and employer insurance, pension, vacation, and other contributions to funds in the building trades, July 1, 1975 and July 1, 1976)

CITY AND JOB CLASSIFICATION	JULY 1, 1975	JULY 1, 1976									
	RATE PER HOUR <sup>1</sup>	RATE PER HOUR <sup>1</sup>	HOURS PER WEEK <sup>2</sup>	EMPLOYER CONTRIBUTIONS TO FUNDS <sup>3</sup>							
				INSURANCE <sup>4</sup>		PENSION		VACATION		OTHER <sup>5</sup>	
				DOLLARS	PERCENT	DOLLARS	PERCENT	DOLLARS	PERCENT	DOLLARS	PERCENT
<b>JACKSONVILLE, FLA.</b>											
<b>BUILDING CONSTRUCTION</b>											
<b>JOURNEYMEN</b>											
ASBESTOS WORKERS.....	\$8.460	\$8.860	40.00	0.450	-	0.300	-	6.1.000	-	-	-
BOILERMAKERS.....	8.200	8.800	40.00	.600	-	1.000	-	-	-	-	-
BRICKLAYERS.....	8.310	8.460	40.00	.450	-	.500	-	-	-	0.030	-
CARPENTERS.....	8.000	8.100	40.00	.480	-	.400	-	6.350	-	20.170	-
MILLWRIGHTS.....	8.730	8.880	40.00	.480	-	.400	-	-	-	.020	-
CEMENT FINISHERS.....	7.030	7.120	40.00	.450	-	.400	-	-	-	.020	-
ELECTRICIANS.....	8.500	9.000	40.00	.400	-	.560	1.00%	.560	12.6.00%	-	-
ELEVATOR CONSTRUCTORS.....	8.620	9.315	40.00	.495	-	.320	-	-	-	.020	2.30%
ENGINEERS--POWER EQUIPMENT OPERATORS:											
GROUP I--DERRICKS, DRAGLINES, PILEDRIVERS, MOTOR PATROLS, HOISTS (MULTI-DRUM FOR RIGGING), SHOVELS, GRADERS.....	8.780	8.980	40.00	.500	-	.350	-	-	-	-	-
GROUP II--BULLDOZERS, SCRAPERS, HOISTS (OTHER THAN RIGGING).	7.690	7.860	40.00	.500	-	.350	-	-	-	-	-
GROUP III--TRACTORS, AIR COMPRESSORS (2 OR MORE).....	6.780	6.920	40.00	.500	-	.350	-	-	-	-	-
GROUP IV--AIR COMPRESSORS (1), PUMPS, ROLLERS.....	5.760	5.870	40.00	.500	-	.350	-	-	-	-	-
GLAZIERS.....	8.000	8.000	40.00	-	-	.200	-	-	-	-	-
LATHERS.....	7.330	7.330	40.00	.250	-	.100	-	6.520	-	.020	-
MARBLE SETTERS.....	7.010	7.290	40.00	.400	-	.500	-	-	-	.010	-
MOSAIC AND TERRAZZO WORKERS.....	7.010	7.290	40.00	.400	-	.500	-	-	-	.010	-
PAINTERS:											
BRUSH.....	7.450	7.650	40.00	.400	-	.450	-	-	-	-	-
SPRAY.....	7.970	8.170	40.00	.400	-	.450	-	-	-	-	-
ROLLER.....	7.860	8.060	40.00	.400	-	.450	-	-	-	-	-
STEEL.....	7.970	8.170	40.00	.400	-	.450	-	-	-	-	-
DRYWALL FINISHERS.....	7.850	7.850	40.00	.400	-	.450	-	-	-	-	-
PAPERHANGERS.....	7.850	8.050	40.00	.400	-	.450	-	-	-	-	-
FURNISH OWN TOOLS.....	8.120	8.570	40.00	.400	-	.450	-	-	-	-	-
PIPEFITTERS.....	8.650	9.350	40.00	.500	-	.500	-	6.600	-	.050	-
AIR CONDITIONING AND REFRIGERATION FITTERS	8.650	9.350	40.00	.500	-	.500	-	6.600	-	.050	-
PLASTERERS.....	7.660	7.660	40.00	.400	-	.300	-	-	-	.050	-
PLUMBERS.....	8.650	9.350	40.00	.500	-	.500	-	6.600	-	.050	-
REINFORCING IRON WORKERS.....	8.250	8.550	40.00	.550	-	.750	-	-	-	.050	-
ROOFERS, COMPOSITION.....	8.030	8.280	40.00	.500	-	.250	-	-	-	.025	-
KETTLEMEN.....	4.400	6.210	40.00	.500	-	.250	-	-	-	.025	-
SHEET-METAL WORKERS.....	8.130	8.500	40.00	.800	-	.400	-	6.500	-	.045	3.00
STONEMASONS.....	8.310	8.460	40.00	.450	-	.500	-	-	-	.030	-
STRUCTURAL AND ORNAMENTAL IRON WORKERS.....	8.250	8.550	40.00	.550	-	.750	-	-	-	.050	-
TILE LAYERS.....	7.010	7.290	40.00	.400	-	.500	-	-	-	.010	-
<b>HELPERS AND LABORERS</b>											
GENERAL LABORERS.....	4.850	5.100	40.00	.200	-	.100	-	-	-	-	-
COMPOSITION ROOFERS' HELPERS.....	4.400	4.550	40.00	.500	-	.250	-	-	-	.025	-
ELEVATOR CONSTRUCTORS' HELPERS.....	6.030	6.520	40.00	.495	-	.320	-	-	12.6.00	.020	2.30
MARBLE SETTERS' HELPERS.....	4.930	4.930	40.00	-	-	-	-	-	-	-	-
TERRAZZO WORKERS' HELPERS.....	4.930	4.930	40.00	-	-	-	-	-	-	-	-
GRINDERS.....	5.300	5.300	40.00	-	-	-	-	-	-	-	-
TILE LAYERS' HELPERS.....	4.930	4.930	40.00	-	-	-	-	-	-	-	-
<b>HIGHWAY AND STREET CONSTRUCTION</b>											
<b>JOURNEYMEN</b>											
CARPENTERS & PILEDRIVERS.....	5.450	6.000	40.00	.240	-	.200	-	-	-	.050	-
<b>HELPERS AND LABORERS</b>											
GENERAL LABORERS.....	3.150	3.078	40.00	.200	-	-	-	-	2.00	-	2.30

See footnotes at end of table.

**Table 20. Wage rates, hours, and employer contributions to funds: Selected cities—Continued**

(Union hourly wage rates and straight-time weekly hours and employer insurance, pension, vacation, and other contributions to funds in the building trades, July 1, 1975 and July 1, 1976)

CITY AND JOB CLASSIFICATION	JULY 1, 1975		JULY 1, 1976								
	RATE PER HOUR <sup>1</sup>	RATE PER HOUR <sup>1</sup>	HOURS PER WEEK <sup>2</sup>	EMPLOYER CONTRIBUTIONS TO FUNDS <sup>3</sup>							
				INSURANCE <sup>4</sup>		PENSION		VACATION		OTHER <sup>5</sup>	
				DOLLARS	PERCENT	DOLLARS	PERCENT	DOLLARS	PERCENT	DOLLARS	PERCENT
<b>JACKSONVILLE, FLA.</b>											
<b>-CONTINUED</b>											
HIGHWAY AND STREET CONSTRUCTION -CONTINUED											
HELPERS AND LABORERS -CONTINUED											
PIPE LAYERS.....	\$3.560	\$3.479	40.00	0.200	-	-	-	-	2.00%	-	2.30%
ASPHALT SCREED OPERATORS.....	3.410	3.332	40.00	.200	-	-	-	-	2.00	-	2.30
ASPHALT RAKERS.....	3.250	3.176	40.00	.200	-	-	-	-	2.00	-	2.30
ASPHALT FINISHERS.....	3.300	3.225	40.00	.200	-	-	-	-	2.00	-	2.30
LABOR CREW TRUCK DRIVERS.....	3.150	3.078	40.00	.200	-	-	-	-	2.00	-	2.30
OTHER HEAVY CONSTRUCTION											
JOURNEYMEN											
CARPENTERS AND PILEDRI- VERS.....	8.000	8.100	40.00	.480	-	0.400	-	60.350	-	20.170	-
HELPERS AND LABORERS											
GENERAL LABORERS.....	3.150	3.150	40.00	.200	-	-	-	-	2.00	.023	2.30
PIPELAYERS.....	3.560	3.560	40.00	.200	-	-	-	-	2.00	.023	2.30
ASPHALT SCREED OPERATORS.....	3.410	3.410	40.00	.200	-	-	-	-	2.00	.023	2.30
ASPHALT RAKERS.....	3.250	3.250	40.00	.200	-	-	-	-	2.00	.023	2.30
ASPHALT FINISHERS.....	3.300	3.300	40.00	.200	-	-	-	-	2.00	.023	2.30
LABOR CREW TRUCK DRIVERS.....	3.150	3.150	40.00	.200	-	-	-	-	2.00	.023	2.30
<b>KANSAS CITY, MO.</b>											
BUILDING CONSTRUCTION											
JOURNEYMEN											
ASBESTOS WORKERS.....	9.020	9.648	40.00	.500	-	.800	-	-	10.00	.050	-
BOILERMAKERS.....	8.900	9.450	40.00	.700	-	1.000	-	-	-	-	-
BRICKLAYERS.....	9.225	9.725	40.00	.550	-	.350	-	1.000	-	-	-
CARPENTERS.....	9.220	9.800	40.00	.500	-	.300	-	.400	-	-	-
MILLWRIGHTS.....	9.220	9.800	40.00	.500	-	.300	-	.400	-	-	-
PILEDRIEVERS, WHARF AND BRIDGE.....	9.220	9.800	40.00	.500	-	.300	-	.400	-	-	-
CEMENT FINISHERS.....	9.225	9.475	40.00	.400	-	.500	-	.500	-	.125	-
COMPOSITION.....	9.475	9.725	40.00	.400	-	.500	-	.500	-	.125	-
ELECTRICIANS (INSIDE WIRES).....	9.570	10.620	40.00	.290	-	.310	1.00%	.600	-	.200	-
RESIDENTIAL.....	7.210	8.010	40.00	.290	-	.310	1.00	.600	-	.200	-
ELEVATOR CONSTRUCTORS.....	9.830	10.560	40.00	.495	-	.320	-	-	8.00	.020	-
ENGINEERS—POWER EQUIP- MENT OPERATORS:											
HEAVY EQUIPMENT:											
CRANES (POWER OPER- ATORS).....	9.750	10.000	40.00	.500	-	1.000	-	.750	-	.100	-
HOISTS (3 DRUMS).....	10.000	10.250	40.00	.500	-	1.000	-	.750	-	.100	-
SHOVELS, POWER.....	9.750	10.000	40.00	.500	-	1.000	-	.750	-	.100	-
MEDIUM EQUIPMENT:											
BULLDOZERS.....	9.750	10.000	40.00	.500	-	1.000	-	.750	-	.100	-
FORKLIFTS (ALL TYPES)	9.500	9.750	40.00	.500	-	1.000	-	.750	-	.100	-
HOISTS (SINGLE DRUM)	9.750	10.000	40.00	.500	-	1.000	-	.750	-	.100	-
LIGHT EQUIPMENT:											
FINISHING MACHINES... OIL DRIVERS (ALL TYPES).....	9.500	9.750	40.00	.500	-	1.000	-	.750	-	.100	-
TRACTORS (LESS THAN 50 HP).....	9.000	9.250	40.00	.500	-	1.000	-	.750	-	.100	-
GLAZIERS.....	9.200	9.470	40.00	.570	-	.510	-	.852	-	.657	-
LATHERS.....	8.700	9.600	40.00	.400	-	-	-	1.000	-	.100	-
MARBLE SETTERS.....	9.760	10.320	40.00	-	3.65%	-	3.25	.500	-	-	1.50
TERRAZZO WORKERS.....	9.430	9.980	40.00	-	3.65	-	3.25	.500	-	.050	-
PAINTERS.....	8.740	9.490	40.00	.560	-	.700	-	-	-	-	-
TAPERS.....	8.740	9.490	40.00	.560	-	.700	-	-	-	-	-
PAPERHANGERS.....	8.740	9.490	40.00	.560	-	.700	-	-	-	-	-
PIPEFITTERS.....	9.380	10.233	40.00	.570	-	1.150	-	-	10.00	.100	-
SPRINKLER FITTERS.....	8.540	9.630	40.00	.600	-	.900	-	1.000	-	-	-
PLASTERERS.....	10.250	11.150	40.00	-	-	-	-	-	-	.100	-
PLUMBERS.....	9.690	10.640	40.00	.650	-	.800	-	1.000	-	.050	-
REINFORCING IRON WORKERS.....	9.250	9.600	40.00	.700	-	1.000	-	.700	-	.050	-
ROOFERS, COMPOSITION.....	9.300	9.300	40.00	.450	-	.600	-	.500	-	.040	-
SHRETT-METAL WORKERS.....	9.705	10.355	40.00	.500	-	.500	-	1.000	-	.160	-
STONEMASONS.....	9.225	9.725	40.00	.550	-	.350	-	1.000	-	-	-
STRUCTURAL IRON WORKERS... ORNAMENTAL IRON WORK- ERS.....	9.250	9.600	40.00	.700	-	1.000	-	1.000	-	.050	-
TILE LAYERS.....	9.760	10.320	40.00	-	3.65	-	3.25	.500	-	-	1.50

See footnotes at end of table.

**Table 20. Wage rates, hours, and employer contributions to funds: Selected cities—Continued**

(Union hourly wage rates and straight-time weekly hours and employer insurance, pension, vacation, and other contributions to funds in the building trades, July 1, 1975 and July 1, 1976)

CITY AND JOB CLASSIFICATION	JULY 1, 1975		JULY 1, 1976								
	RATE PER HOUR <sup>1</sup>	RATE PER HOUR <sup>1</sup>	HOURS PER WEEK <sup>2</sup>	EMPLOYER CONTRIBUTIONS TO FUNDS <sup>3</sup>							
				INSURANCE <sup>4</sup>		PENSION		VACATION		OTHER <sup>5</sup>	
				DOLLARS	PERCENT	DOLLARS	PERCENT	DOLLARS	PERCENT	DOLLARS	PERCENT
<b>KANSAS CITY, MO.</b>											
<b>-CONTINUED</b>											
<b>BUILDING CONSTRUCTION</b>											
<b>-CONTINUED</b>											
<b>HELPERS AND LABORERS</b>											
BRICKLAYERS' TENDERS.....	\$8.390	\$8.855	40.00	0.500	-	0.500	-	0.500	-	0.110	-
HOD CARRIERS (BRICK)...	8.390	8.855	40.00	.500	-	.500	-	.500	-	.110	-
BUILDING LABORERS.....	7.500	8.000	40.00	.450	-	.400	-	.500	-	.260	-
ELEVATOR CONSTRUCTORS' HELPERS.....	6.880	7.390	40.00	.495	-	.320	-	-	8.00	.020	-
MARBLE SETTERS' HELPERS..	7.480	8.000	40.00	-	-	-	-	1.000	-	-	1.50
PLASTERERS' LABORERS.....	8.390	8.855	40.00	.500	-	.500	-	.500	-	.110	-
PLUMBERS' LABORERS.....	7.695	8.195	40.00	.450	-	.400	-	.500	-	.260	-
TERRAZZO WORKERS' HELPERS.....	7.150	7.500	40.00	-	-	-	-	-	-	-	-
BASE GRINDERS.....	7.500	7.850	40.00	-	-	-	-	-	-	-	-
TILE LAYERS' HELPERS.....	7.480	8.000	40.00	-	-	-	-	1.000	-	-	1.50
<b>HIGHWAY AND STREET CONSTRUCTION</b>											
<b>JOURNEYMEN</b>											
CARPENTERS.....	9.220	9.800	40.00	.500	-	.300	-	.400	-	-	-
CEMENT FINISHERS.....	9.225	9.655	40.00	.400	-	.500	-	1.250	-	-	-
ENGINEERS-POWER EQUIPMENT OPERATORS: GROUP I-Draglines, shovels, pile drivers dredges (steam, gas, or diesel), bulldozers.....	9.750	10.000	40.00	.500	-	1.000	-	.750	-	.050	-
GROUP II-HOLSTS (SINGLE DRUM), TRACTORS (OVER 50 HP).....	9.500	9.750	40.00	.500	-	1.000	-	.750	-	.050	-
GROUP III-SUB-GRADING MACHINES, SIPHONS AND JETS, TRACTORS (LESS THAN 50 HP).....	9.250	9.500	40.00	.500	-	1.000	-	.750	-	.050	-
STRUCTURAL IRON WORKERS..	9.250	9.600	40.00	.700	-	1.000	-	1.000	-	.050	-
<b>HELPERS AND LABORERS</b>											
LABORERS.....	7.700	8.200	40.00	.500	-	.500	-	.750	-	.150	-
<b>OTHER HEAVY CONSTRUCTION</b>											
<b>JOURNEYMEN</b>											
CARPENTERS.....	9.220	9.800	40.00	.500	-	.300	-	.400	-	-	-
CEMENT FINISHERS.....	9.225	9.655	40.00	.400	-	.500	-	1.250	-	-	-
ENGINEERS-POWER EQUIPMENT OPERATORS: GROUP I-Draglines, shovels, pile drivers, dredges (steam, gas, or diesel), bulldozers.....	9.750	10.000	40.00	.500	-	1.000	-	.750	-	.050	-
GROUP II-HOLSTS (SINGLE DRUM), TRACTORS (OVER 5/ HP).....	9.500	9.750	40.00	.500	-	1.000	-	.750	-	.050	-
GROUP III-SUB-GRADING MACHINES, SIPHONS AND JETS, TRACTORS (LESS THAN 50 HP).....	9.250	9.500	40.00	.500	-	1.000	-	.750	-	.050	-
STRUCTURAL IRON WORKERS..	9.250	9.600	40.00	.700	-	1.000	-	1.000	-	.050	-
<b>HELPERS AND LABORERS</b>											
LABORERS.....	7.700	8.200	40.00	.500	-	.500	-	.750	-	.150	-

See footnotes at end of table.

**Table 20. Wage rates, hours, and employer contributions to funds: Selected cities—Continued**

(Union hourly wage rates and straight-time weekly hours and employer insurance, pension, vacation, and other contributions to funds in the building trades, July 1, 1975 and July 1, 1976)

CITY AND JOB CLASSIFICATION	JULY 1, 1975	JULY 1, 1976									
	RATE PER HOUR <sup>1</sup>	RATE PER HOUR <sup>1</sup>	HOURS PER WEEK <sup>2</sup>	EMPLOYER CONTRIBUTIONS TO FUNDS <sup>3</sup>							
				INSURANCE <sup>4</sup>		PENSION		VACATION		OTHER <sup>5</sup>	
				DOLLARS	PERCENT	DOLLARS	PERCENT	DOLLARS	PERCENT	DOLLARS	PERCENT
<b>LONG BEACH, CALIF.</b>											
<b>BUILDING CONSTRUCTION</b>											
<b>JOURNEYMEN</b>											
ASBESTOS WORKERS.....	\$10.580	\$11.350	40.00	0.870	-	0.950	-	1.000	-	-	-
BOILERMAKERS.....	10.850	12.000	40.00	.750	-	1.000	-	.500	-	-	-
BRICKLAYERS.....	9.530	10.251	40.00	-	8.84%	-	10.70%	-	64.65%	-	2.33%
CARPENTERS.....	8.830	9.540	40.00	1.300	-	1.800	-	.800	-	0.020	-
CEMENT FINISHERS.....	8.460	9.410	40.00	1.100	-	1.750	-	1.000	-	-	-
ELECTRICIANS (INSIDE WIRERS).....	10.740	11.790	40.00	1.050	-	1.700	1.00	-	-	-	-
ELEVATOR CONSTRUCTORS.....	11.075	12.000	40.00	.495	-	.320	-	-	5.00	.297	-
ENGINEERS—POWER EQUIPMENT OPERATORS: SHOVELS, BACKHOES, DRAGLINES, CLAMSHELLS (#6).....	9.500	10.290	40.00	.950	-	2.000	-	.500	-	.100	-
TRACTORS TO 100 H.P. (#5).....	9.400	10.180	40.00	.950	-	2.000	-	.500	-	.100	-
A-FRAMES OR WINCH TRUCKS (#3).....	9.060	9.820	40.00	.950	-	2.000	-	.500	-	.100	-
MOTOR PATROL, SINGLE ENGINE (#7).....	9.620	10.410	40.00	.950	-	2.000	-	.500	-	.100	-
MOTOR PATROL, MULTI-ENGINE (#8).....	9.780	10.580	40.00	.950	-	2.000	-	.500	-	.100	-
COMPRESSORS (#1).....	8.520	9.250	40.00	.950	-	2.000	-	.500	-	.100	-
CONCRETE MIXERS, SKIP-TYPE (#2).....	8.790	9.530	40.00	.950	-	2.000	-	.500	-	.100	-
TRACTORS OVER 100 H.P. (#6).....	9.500	10.290	40.00	.950	-	2.000	-	.500	-	.100	-
CONCRETE MIXERS, PAVEMENT LEADER OPERATORS (3/4 TO 1 1/2 YARDS).....	9.400	10.180	40.00	.950	-	2.000	-	.500	-	.100	-
SHIP LOADERS (1 1/2 TO 6 1/2 YARDS).....	9.500	10.290	40.00	.950	-	2.000	-	.500	-	.100	-
TRACTOR LOADERS (OVER 6 1/2 YARDS).....	9.620	10.410	40.00	.950	-	2.000	-	.500	-	.100	-
TRENCHING MACHINES - UP TO 6 FEET.....	9.190	9.960	40.00	.950	-	2.000	-	.500	-	.100	-
CANAL TINNER OPERATORS.....	9.900	10.710	40.00	.950	-	2.000	-	.500	-	.100	-
GLAZIERS.....	8.372	9.522	40.00	.550	-	.950	-	-	13.00	.429	-
LATHERS.....	10.500	10.900	40.00	.650	-	.800	-	.500	-	.120	-
MACHINISTS.....	10.200	11.400	40.00	.472	-	.500	-	-	-	-	-
MARBLE SETTERS.....	9.529	9.529	40.00	-	7.98	-	10.97	-	65.00	-	7.14
PAINTERS.....	9.670	10.720	35.00	.505	-	.600	-	.500	-	.060	-
SWING STAGE.....	9.920	10.970	35.00	.505	-	.600	-	.500	-	.060	-
13 OR MORE STORIES..	10.040	11.090	35.00	.505	-	.600	-	.500	-	.060	-
STRUCTURAL STEEL OR BRIDGE SWING.....	9.790	10.840	35.00	.505	-	.600	-	.500	-	.060	-
13 STORIES OR LESS..	10.070	11.120	35.00	.505	-	.600	-	.500	-	.060	-
MORE THAN 13 STORIES	10.190	11.240	35.00	.505	-	.600	-	.500	-	.060	-
SPRAY.....	9.920	10.970	35.00	.505	-	.600	-	.500	-	.060	-
13 STORIES OR LESS..	10.170	11.220	35.00	.505	-	.600	-	.500	-	.060	-
PAPERHANGERS.....	9.920	10.970	35.00	.505	-	.600	-	.500	-	.060	-
PIPEFITTERS.....	10.950	11.660	36.00	-	10.00	-	16.00	-	13.00	-	1.50
PLASTERERS.....	9.445	9.835	40.00	.830	-	1.850	-	6.650	-	.200	-
PLUMBERS.....	10.950	11.660	36.00	-	10.00	-	16.00	-	13.00	-	1.50
REINFORCING IRON WORKERS.....	10.230	11.030	40.00	1.090	-	1.830	-	1.150	-	.030	-
ROOFERS, COMPOSITION.....	8.740	9.740	40.00	.820	-	.800	-	1.000	-	.260	-
SHEET-METAL WORKERS.....	9.603	9.603	40.00	.940	-	1.800	-	-	10.00	-	-
STONEMASONS.....	9.530	10.251	40.00	-	8.84	-	10.70	-	64.65	-	2.33
STRUCTURAL IRON WORKERS.....	10.230	11.030	40.00	1.090	-	1.830	-	1.150	-	.030	-
TERRAZZO WORKERS.....	9.820	10.720	40.00	.300	-	.800	-	.700	-	.300	-
TILE LAYERS.....	10.290	10.400	40.00	.800	-	1.000	-	1.000	-	.170	-
<b>HELPERS AND LABORERS</b>											
BRICKLAYERS' TENDERS.....	7.805	8.255	40.00	.850	-	1.800	-	.500	-	.150	-
BUILDING LABORERS.....	7.200	7.650	40.00	.850	-	1.800	-	.500	-	.150	-
ELEVATOR CONSTRUCTORS <sup>1</sup>											
HELPERS.....	7.750	8.400	40.00	.495	-	.320	-	-	5.00	.214	-
MARBLE SETTERS' HELPERS..	6.220	6.780	40.00	1.110	-	1.200	-	.500	-	-	-
PLASTERERS' LABORERS (HOD CARRIERS).....	9.025	10.025	40.00	.850	-	1.800	-	.500	-	.150	-
TERRAZZO WORKERS <sup>1</sup>											
HELPERS.....	8.080	8.880	40.00	.350	-	.800	-	1.000	-	.300	-
TILE LAYERS' HELPERS.....	7.465	8.460	40.00	1.110	-	1.200	-	.500	-	.300	-
CERTIFIED.....	7.745	8.740	40.00	1.110	-	1.200	-	.500	-	.300	-

See footnotes at end of table.

**Table 20. Wage rates, hours, and employer contributions to funds: Selected cities—Continued**

(Union hourly wage rates and straight-time weekly hours and employer insurance, pension, vacation, and other contributions to funds in the building trades, July 1, 1975 and July 1, 1976)

CITY AND JOB CLASSIFICATION	JULY 1, 1975		JULY 1, 1976								
	RATE PER HOUR <sup>1</sup>	RATE PER HOUR <sup>1</sup>	HOURS PER WEEK <sup>2</sup>	EMPLOYER CONTRIBUTIONS TO FUNDS <sup>3</sup>							
				INSURANCE <sup>4</sup>		PENSION		VACATION		OTHER <sup>5</sup>	
				DOLLARS	PERCENT	DOLLARS	PERCENT	DOLLARS	PERCENT	DOLLARS	PERCENT
<b>LONG BEACH, CALIF.—CONTINUED</b>											
OTHER HEAVY CONSTRUCTION											
JOURNEYMEN											
CARPENTERS.....	\$ 8.830	\$ 9.540	40.00	1.300	-	1.800	-	0.800	-	0.020	-
CEMENT FINISHERS.....	8.460	9.410	40.00	1.100	-	1.750	-	1.000	-	-	-
ENGINEERS--POWER EQUIPMENT OPERATORS:											
SHOVELS, BACKHOES, DRAGLINES, CLAMSHELLS OVER 3/4 YARD.....	9.500	\$10.290	40.00	0.950	-	2.000	-	.500	-	.100	-
TRACTORS--UP TO 100 HP. A-FRAMES OR WINCH TRUCKS.....	9.400	10.180	40.00	.950	-	2.000	-	.500	-	.100	-
TRUCKS.....	9.060	9.820	40.00	.950	-	2.000	-	.500	-	.100	-
MOTOR PATROL BLADES--SINGLE ENGINE.....	9.620	10.410	40.00	.950	-	2.000	-	.500	-	.100	-
MOTOR PATROL BLADES--MULTI-ENGINE.....	9.780	10.580	40.00	.950	-	2.000	-	.500	-	.100	-
COMPRESSORS.....	8.520	9.250	40.00	.950	-	2.000	-	.500	-	.100	-
CONCRETE MIXERS--SKIP.....	8.790	9.530	40.00	.950	-	2.000	-	.500	-	.100	-
TRACTORS--OVER 100 HP. CONCRETE MIXERS--PAVING SHIP LOADERS--3/4 TO 1 1/2 YARDS.....	9.500	10.290	40.00	.950	-	2.000	-	.500	-	.100	-
SHIP LOADERS--1 1/2 TO 6 1/2 YARDS.....	9.400	10.180	40.00	.950	-	2.000	-	.500	-	.100	-
TRACTOR LOADERS.....	9.620	10.410	40.00	.950	-	2.000	-	.500	-	.100	-
TRENCHING MACHINES.....	9.190	9.960	40.00	.950	-	2.000	-	.500	-	.100	-
CANAL TINNERS.....	9.900	10.710	40.00	.950	-	2.000	-	.500	-	.100	-
STRUCTURAL IRON WORKERS..	10.230	11.030	40.00	1.090	-	1.830	-	1.150	-	.030	-
HELPERS AND LABORERS											
CONSTRUCTION LABORERS....	7.200	7.650	40.00	.850	-	1.800	-	.500	-	.150	-
<b>LOS ANGELES, CALIF.</b>											
BUILDING CONSTRUCTION											
JOURNEYMEN											
ASBESTOS WORKERS.....	10.580	11.350	40.00	.870	-	.950	-	1.000	-	-	-
BOILERMAKERS.....	10.850	12.000	40.00	.750	-	1.000	-	.500	-	-	-
BRICKLAYERS.....	9.529	9.529	40.00	-	7.98%	-	10.97%	-	65.00%	-	7.14%
CARPENTERS.....	8.830	9.540	40.00	1.030	-	1.080	-	.800	-	.060	-
HARDWOOD FLOOR WORKERS	9.030	9.740	40.00	1.030	-	1.080	-	.800	-	.060	-
MILLWRIGHTS.....	9.330	10.040	40.00	1.030	-	1.080	-	.800	-	.060	-
PILEDRIEVERS, WHARF AND BRIDGE.....	8.960	9.670	40.00	1.030	-	1.080	-	.800	-	.060	-
SHINGLERS.....	8.960	9.670	40.00	1.030	-	1.080	-	.800	-	.060	-
CARPENTERS, DOCK.....	8.960	9.670	40.00	1.030	-	1.080	-	.800	-	.060	-
CEMENT FINISHERS.....	8.460	9.510	40.00	1.100	-	1.750	-	1.000	-	-	-
COMPOSITION AND MASTIC ELECTRICIANS (INSIDE WIRERS).....	10.740	11.090	40.00	1.050	-	1.820	-	6.700	-	.020	-
ELEVATOR CONSTRUCTORS....	11.075	12.000	40.00	.495	-	.320	-	-	5.00	.020	-
ENGINEERS--POWER EQUIPMENT OPERATORS:											
HEAVY EQUIPMENT:											
UNIVERSAL EQUIPMENT (SHOVELS, DRAGLINES, CLAMSHELL OPERATORS OVER 3/4 YARD), TRACTORS (OVER 100 HP), CONCRETE MIXER OPERATORS (PAVING), SKIP LOADERS (CRAWLER 1-1/2 TO 6-1/2 YARDS).....	9.500	10.290	40.00	.950	-	2.000	-	.500	-	.100	-
TRACTORS (UP TO 100 HORSE POWER)...	9.400	10.180	40.00	.950	-	2.000	-	.500	-	.100	-
MEDIUM EQUIPMENT:											
A-FRAME OR WINCH TRUCK OPERATORS.....	9.060	9.820	40.00	.950	-	2.000	-	.500	-	.100	-
MOTOR PATROL BLADE OPERATORS:											
SINGLE--NO.7.....	9.620	10.410	40.00	.950	-	2.000	-	.500	-	.100	-
MULTI-ENGINE--NO.8	9.780	10.580	40.00	.950	-	2.000	-	.500	-	.100	-
LIGHT EQUIPMENT:											
AIR COMPRESSORS.....	8.520	9.250	40.00	.950	-	2.000	-	.500	-	.100	-
CONCRETE MIXERS (SKIP TYPE).....	8.790	9.530	40.00	.950	-	2.000	-	.500	-	.100	-
SKIP LOADERS (3/4 TO 1-1/2 YDS.).....	9.400	10.180	40.00	.950	-	2.000	-	.500	-	.100	-
TRENCHING MACHINES....	9.190	9.960	40.00	.950	-	2.000	-	.500	-	.100	-
CANAL TINNER OPERATORS	9.900	10.710	40.00	.950	-	2.000	-	.500	-	.100	-
GLAZIERS.....	8.230	9.522	40.00	.550	-	.950	-	-	13.00	.100	-

See footnotes at end of table.



**Table 20. Wage rates, hours, and employer contributions to funds: Selected cities—Continued**

(Union hourly wage rates and straight-time weekly hours and employer insurance, pension, vacation, and other contributions to funds in the building trades, July 1, 1975 and July 1, 1976)

CITY AND JOB CLASSIFICATION	JULY 1, 1975			JULY 1, 1976							
	RATE PER HOUR <sup>1</sup>	RATE PER HOUR <sup>1</sup>	HOURS PER WEEK <sup>2</sup>	EMPLOYER CONTRIBUTIONS TO FUNDS <sup>3</sup>							
				INSURANCE <sup>4</sup>		PENSION		VACATION		OTHER <sup>5</sup>	
				DOLLARS	PERCENT	DOLLARS	PERCENT	DOLLARS	PERCENT	DOLLARS	PERCENT
<b>LOS ANGELES, CALIF.</b>											
<b>-CONTINUED</b>											
<b>BUILDING CONSTRUCTION</b>											
<b>-CONTINUED</b>											
<b>JOURNEYMEN</b>											
<b>-CONTINUED</b>											
LATHERS.....	\$10.500	\$10.900	40.00	0.650	-	0.800	-	0.500	-	0.150	-
MACHINISTS.....	10.200	11.400	40.00	.472	-	.500	-	-	-	-	-
MARBLE SETTERS.....	9.529	9.529	40.00	-	7.98%	-	10.97%	-	65.00%	-	7.14%
MOSAIC AND TERRAZZO WKES.	10.520	10.720	40.00	.300	-	.800	-	6.700	-	.300	-
PAINTERS.....	9.670	10.720	35.00	.455	-	.600	-	.500	-	.110	-
SWING STAGE.....	9.920	10.970	35.00	.455	-	.600	-	.500	-	.110	-
SWING STAGE OVER 13 STORIES.....	10.040	11.090	35.00	.455	-	.600	-	.500	-	.110	-
SPRAY.....	9.920	10.970	35.00	.455	-	.600	-	.500	-	.110	-
SWING STAGE.....	10.170	11.220	35.00	.455	-	.600	-	.500	-	.110	-
SWING STAGE OVER 13 STORIES.....	10.290	11.340	35.00	.455	-	.600	-	.500	-	.110	-
STRUCTURAL STEEL AND BRIDGE.....	9.790	10.840	35.00	.455	-	.600	-	.500	-	.110	-
STRUCTURAL STEEL SWING	10.070	11.120	35.00	.455	-	.600	-	.500	-	.110	-
STRUCTURAL STEEL OVER 13 STORIES.....	10.190	11.240	35.00	.455	-	.600	-	.500	-	.110	-
DRYWALL TAPERS.....	9.800	11.420	35.00	.455	-	.600	-	.500	-	.110	-
PAPERHANGERS.....	9.920	10.970	35.00	.455	-	.600	-	.500	-	.110	-
PIPEFITTERS.....	10.950	11.660	36.00	-	10.00	-	16.00	-	13.00	-	1.50
REFRIGERATION FITTERS.	10.750	11.450	36.00	1.230	-	1.600	-	1.420	-	.050	-
SPRINKLER FITTERS.....	11.570	12.460	32.00	.560	-	.800	-	61.400	-	-	-
PLASTERERS.....	9.445	10.595	40.00	.830	-	1.850	-	6.700	-	.200	-
PLUMBERS.....	10.950	11.660	36.00	-	10.00	-	16.00	-	13.00	-	1.50
REINFORCING IRON WORKERS.	10.230	11.030	40.00	1.030	-	1.830	-	1.150	-	.030	-
ROOFERS.....	8.740	9.740	40.00	.820	-	.800	-	61.000	-	.085	-
SHEET-METAL WORKERS.....	10.377	10.674	40.00	1.040	-	2.100	-	610.00	-	.110	-
STONEMASONS.....	9.529	9.529	40.00	-	7.98	-	10.97	-	65.00	-	7.14
STRUCTURAL-IRON WORKERS..	10.230	11.030	40.00	1.030	-	1.830	-	1.150	-	.030	-
TILE LAYERS.....	9.290	10.400	40.00	.800	-	1.000	-	61.000	-	.170	-
<b>HELPER AND LABORERS</b>											
BRICKLAYERS' TENDERS.....	7.805	8.255	40.00	.850	-	1.800	-	.500	-	.050	-
BUILDING LABORERS.....	7.200	7.650	40.00	.850	-	1.800	-	.500	-	.150	-
ELEVATOR CONSTRUCTORS <sup>6</sup>	7.750	8.400	40.00	.495	-	.320	-	-	5.00	.020	-
HELPERS.....	6.220	6.780	40.00	1.110	-	1.200	-	.500	-	-	-
MARBLE SETTERS' HELPERS..	9.025	10.025	40.00	.850	-	1.950	-	.800	-	.020	-
PLASTERERS' LABORERS.....	8.080	8.880	40.00	.350	-	.800	-	1.000	-	.300	-
TERRAZZO WORKERS'	8.350	9.150	40.00	.350	-	.800	-	1.000	-	.300	-
HELPERS (AND FLOOR MACHINE OPERATORS)....	7.465	8.460	40.00	1.170	-	1.200	-	.250	-	.550	-
BASE MACHINE OPERATORS	7.745	8.740	40.00	1.170	-	1.200	-	.250	-	.550	-
TILE LAYERS' HELPERS.....	7.745	8.740	40.00	1.170	-	1.200	-	.250	-	.550	-
CERTIFIED HELPERS.....	7.745	8.740	40.00	1.170	-	1.200	-	.250	-	.550	-
<b>LOUISVILLE, KY.</b>											
<b>BUILDING CONSTRUCTION</b>											
<b>JOURNEYMEN</b>											
ASBESTOS WORKERS.....	\$8.710	\$9.210	40.00	0.450	-	0.650	-	61.000	-	0.020	-
BOILERMAKERS.....	8.550	9.050	40.00	.600	-	1.000	-	-	-	1.000	-
BRICKLAYERS.....	8.930	9.330	40.00	.400	-	.400	-	6.500	-	.050	-
CLEANERS, POINTERS, AND CAULKERS.....	8.930	9.330	40.00	.400	-	.400	-	6.500	-	.050	-
CARPENTERS.....	9.250	9.650	40.00	.300	-	.300	-	-	-	.020	-
MILLWRIGHTS.....	9.200	9.400	40.00	.300	-	.600	-	61.000	-	-	-
30 FT OR MORE ABOVE GROUND.....	9.450	9.650	40.00	.300	-	.600	-	61.000	-	-	-
CEMENT FINISHERS.....	8.780	9.280	40.00	.600	-	.300	-	-	-	-	-
ON SCAFFOLD.....	9.030	9.530	40.00	.600	-	.300	-	-	-	-	-
ELECTRICIANS (INSIDE WIRES).....	9.880	10.880	40.00	.290	-	.400	1.00%	6.500	-	-	-
ELEVATOR CONSTRUCTORS....	9.605	11.000	40.00	.545	-	.350	-	-	126.00	.020	2.30

See footnotes at end of table.

**Table 20. Wage rates, hours, and employer contributions to funds: Selected cities—Continued**

(Union hourly wage rates and straight-time weekly hours and employer insurance, pension, vacation, and other contributions to funds in the building trades, July 1, 1975 and July 1, 1976)

CITY AND JOB CLASSIFICATION	JULY 1, 1975	JULY 1, 1976										
	RATE PER HOUR <sup>1</sup>	RATE PER HOUR <sup>1</sup>	HOURS PER WEEK <sup>2</sup>	EMPLOYER CONTRIBUTIONS TO FUNDS <sup>3</sup>								
				INSURANCE <sup>4</sup>		PENSION		VACATION		OTHER <sup>5</sup>		
				DOLLARS	PERCENT	DOLLARS	PERCENT	DOLLARS	PERCENT	DOLLARS	PERCENT	
LOUISVILLE, KY. -CONTINUED												
BUILDING CONSTRUCTION -CONTINUED												
JOURNEYSMEN -CONTINUED												
ENGINEERS--POWER EQUIPMENT OPERATORS: HEAVY EQUIPMENT--MIXERS (21 CU. FT. OR OVER), CRANES, DERICKS, DRAGLINES, SHOVELS, BULLDOZERS, HOISTS (2 DRUMS OR MORE).....	\$ 9.200	\$ 9.800	40.00	0.350	-	0.350	-	-	-	-	0.020	-
MEDIUM EQUIPMENT--MIXERS (UNDER 21 CU. FT.), COMPRESSORS (OVER 600 CU. FT.), TRACTORS (50 HP. AND OVER).....	7.060	7.510	40.00	.350	-	.350	-	-	-	-	.020	-
LIGHT EQUIPMENT--OILERS, PUMPS, EARTH ROLLERS, TRACTORS (UNDER 50 HP.), COMPRESSORS (UNDER 600 CU. FT.).....	6.480	6.890	40.00	.350	-	.350	-	-	-	-	.020	-
GLAZIERS.....	†8.500	8.900	40.00	.350	-	.450	-	-	-	-	-	-
LATHERS.....	9.190	9.990	40.00	-	-	.200	-	60.300	-	-	.060	-
MACHINISTS.....	10.000	11.200	40.00	-	-	-	-	-	5.00%	-	.344	-
MARBLE SETTERS.....	8.300	8.700	40.00	.400	-	.400	-	6.500	-	-	.050	-
MOSAIC AND TERRAZZO WORKERS.....	8.300	8.700	40.00	.400	-	.400	-	6.500	-	-	.050	-
PAINTERS, BRUSH.....	7.820	8.220	40.00	.300	-	.300	-	-	-	-	-	-
SPRAY PAINT WORK.....	†8.270	8.670	40.00	.300	-	.300	-	-	-	-	-	-
STRUCTURAL STEEL.....	8.170	8.570	40.00	.300	-	.300	-	-	-	-	-	-
STAGE (OVER 5 STORIES) BRIDGES OVER NAVIGABLE WATER.....	9.820	10.220	40.00	.300	-	.300	-	-	-	-	-	-
PIPEFITTERS.....	9.990	10.440	40.00	.500	-	.600	-	6.600	-	-	.140	-
PLASTERERS.....	†9.100	9.600	40.00	-	-	-	-	-	-	-	21.850	-
PLUMBERS.....	9.770	10.270	40.00	.360	-	.750	-	6.750	-	-	22.070	-
RESIDENTIAL.....	6.350	6.680	40.00	.360	-	.750	-	6.750	-	-	22.070	-
REINFORCING IRON WORKERS.....	9.950	10.000	40.00	.750	-	.950	-	6.500	-	-	-	-
ROOFERS, COMPOSITION.....	7.000	7.400	40.00	.500	-	.200	-	-	-	-	-	-
ROOFERS, SLATE AND TILE.....	7.400	7.800	40.00	.500	-	.200	-	-	-	-	-	-
SHEET-METAL WORKERS.....	9.500	9.500	40.00	.600	-	.600	-	6.600	-	-	.440	-
STONEMASONS.....	8.930	9.330	40.00	.400	-	.400	-	6.500	-	-	.050	-
STRUCTURAL--IRON WORKERS.....	9.950	10.000	40.00	.750	-	.950	-	6.500	-	-	-	-
TILE LAYERS.....	8.300	8.700	40.00	.400	-	.400	-	6.500	-	-	.050	-
HELPERS AND LABORERS												
BRICKLAYERS' TENDERS.....	†7.100	7.250	40.00	.350	-	.350	-	-	-	-	.020	-
BUILDING LABORERS.....	6.750	6.900	40.00	.350	-	.350	-	-	-	-	.020	-
PIPE LAYERS' HELPERS.....	6.950	7.100	40.00	.350	-	.350	-	-	-	-	.020	-
ELEVATOR CONSTRUCTORS' HELPERS.....	6.720	7.700	40.00	.545	-	.350	-	-	126.00	-	.020	2.30%
MARBLE SETTERS' HELPERS.....	7.850	8.300	40.00	-	-	-	-	-	-	-	.050	-
PLUMBERS' LABORERS.....	5.530	5.780	40.00	.360	-	.750	-	.750	-	-	.070	-
ROOFERS' HELPERS.....	4.800	4.800	40.00	.500	-	.200	-	-	-	-	-	-
TERRAZZO WORKERS' HELPERS.....	7.850	8.300	40.00	-	-	-	-	-	-	-	.050	-
BASE GRINDERS.....	7.850	8.300	40.00	-	-	-	-	-	-	-	.050	-
FLOOR MACHINES--FLAT GRINDERS.....	7.850	8.300	40.00	-	-	-	-	-	-	-	.050	-
TILE SETTERS' HELPERS.....	7.850	8.300	40.00	-	-	-	-	-	-	-	.050	-
HIGHWAY AND STREET CONSTRUCTION												
JOURNEYMEN												
CARPENTERS.....	7.300	8.010	40.00	.300	-	.300	-	-	-	-	.020	-
FILEDRIVERS.....	7.550	8.260	40.00	.300	-	.300	-	-	-	-	.020	-

See footnotes at end of table.

**Table 20. Wage rates, hours, and employer contributions to funds: Selected cities—Continued**

(Union hourly wage rates and straight-time weekly hours and employer insurance, pension, vacation, and other contributions to funds in the building trades, July 1, 1975 and July 1, 1976)

CITY AND JOB CLASSIFICATION	JULY 1, 1975	JULY 1, 1976									
	RATE PER HOUR <sup>1</sup>	RATE PER HOUR <sup>1</sup>	HOURS PER WEEK <sup>2</sup>	EMPLOYER CONTRIBUTIONS TO FUNDS <sup>3</sup>							
				INSURANCE <sup>4</sup>		PENSION		VACATION		OTHER <sup>5</sup>	
				DOLLARS	PERCENT	DOLLARS	PERCENT	DOLLARS	PERCENT	DOLLARS	PERCENT
<b>LOUISVILLE, KY.</b>											
<b>-CONTINUED</b>											
HIGHWAY AND STREET CONSTRUCTION -CONTINUED											
HELPERS AND LABORERS											
CONSTRUCTION LABORERS:											
GROUP I--GENERAL LABORERS, CONCRETE AND ASPHALT LABORERS, CARPENTERS' TENDERS											
DRILL HELPERS.....	\$6.290	\$6.790	40.00	0.350	-	0.350	-	-	-	0.020	-
GROUP II--JACK HAMMERS											
CONCRETE SAWS, SAND BLASTERS, WELDERS.....											
	16.540	7.040	40.00	.350	-	.350	-	-	-	.020	-
GROUP III--POWDERMEN, BLASTERS, TUNNEL LABORERS (FREE AIR)....											
	16.590	7.090	40.00	.350	-	.350	-	-	-	.020	-
GROUP IV--MINERS, DRILLERS (FREE AIR), TUNNEL BLASTERS.....											
	17.190	7.690	40.00	.350	-	.350	-	-	-	.020	-
OTHER HEAVY CONSTRUCTION											
JOURNEYMEN											
CARPENTERS.....											
	7.300	8.010	40.00	.300	-	.300	-	-	-	-	-
HILLWRIGHTS.....											
	7.550	8.510	40.00	.300	-	.300	-	-	-	-	-
PILEDRIVERS.....											
	7.550	8.200	40.00	.300	-	.300	-	-	-	-	-
ENGINEERS--POWER EQUIPMENT OPERATORS:											
HEAVY EQUIPMENT--MIXERS (21 CU. FT. OR OVER), CRANES, DERRICKS, DRAGLINES, SHOVELS, BULLDOZERS, HOISTS (2 DRUMS OR MORE).....											
	9.050	9.650	40.00	.350	-	.350	-	-	-	-	-
MEDIUM EQUIPMENT--MIXERS (UNDER 21 CU. FT.), COMPRESSORS (OVER 600 CU. FT.), TRACTORS (50 HP. AND OVER).....											
	7.060	7.510	40.00	.350	-	.350	-	-	-	-	-
LIGHT EQUIPMENT--OILERS, PUMPS, EARTH ROLLERS, TRACTORS (UNDER 50 HP.), COMPRESSORS (UNDER 600 CU. FT.).....											
	6.480	6.890	40.00	.350	-	.350	-	-	-	-	-
HELPERS AND LABORERS											
CONSTRUCTION LABORERS:											
GROUP I--GENERAL LABORERS, CONCRETE AND ASPHALT LABORERS, CARPENTERS' TENDERS											
DRILL HELPERS.....	16.290	6.790	40.00	.350	-	.350	-	-	-	.020	-
GROUP II--JACK HAM-											
CONCRETE SAWS, SAND BLASTERS, WELDERS											
	16.540	7.040	40.00	.350	-	.350	-	-	-	.020	-
GROUP III--POWDERMEN, BLASTERS, TUNNEL LABORERS (FREE AIR)....											
	16.590	7.090	40.00	.350	-	.350	-	-	-	.020	-
GROUP IV--MINERS, DRILLERS (FREE AIR), TUNNEL BLASTERS.....											
	17.190	7.690	40.00	.350	-	.350	-	-	-	.020	-
<b>MEMPHIS, TENN.</b>											
BUILDING CONSTRUCTION											
JOURNEYMEN											
ASBESTOS WORKERS.....											
	8.540	9.300	40.00	.450	-	.500	-	0.800	-	-	-
BOILERMAKERS.....											
	8.200	8.800	40.00	.600	-	1.000	-	-	-	-	-

See footnotes at end of table.

**Table 20. Wage rates, hours, and employer contributions to funds: Selected cities—Continued**

(Union hourly wage rates and straight-time weekly hours and employer insurance, pension, vacation, and other contributions to funds in the building trades, July 1, 1975 and July 1, 1976)

CITY AND JOB CLASSIFICATION	JULY 1, 1975		JULY 1, 1976								
	RATE PER HOUR <sup>1</sup>	RATE PER HOUR <sup>1</sup>	HOURS PER WEEK <sup>2</sup>	EMPLOYER CONTRIBUTIONS TO FUNDS <sup>3</sup>							
				INSURANCE <sup>4</sup>		PENSION		VACATION		OTHER <sup>5</sup>	
				DOLLARS	PERCENT	DOLLARS	PERCENT	DOLLARS	PERCENT	DOLLARS	PERCENT
<b>MEMPHIS, TENN.</b>											
<b>-CONTINUED</b>											
<b>BUILDING CONSTRUCTION</b>											
<b>-CONTINUED</b>											
<b>JOURNEYMEN</b>											
<b>-CONTINUED</b>											
BRICKLAYERS.....	\$ 9.600	\$ 9.600	40.00	0.430	-	0.200	-	0.250	-	0.100	-
POINTERS AND CAULKERS.....	9.350	9.350	40.00	.430	-	.200	-	.250	-	.100	-
CARPENTERS.....	8.800	9.000	40.00	.300	-	.300	-	-	-	-	-
FLOOR LAYERS.....	8.800	9.000	40.00	.300	-	.300	-	-	-	-	-
PILE DRIVERS.....	8.800	9.000	40.00	.300	-	.300	-	-	-	-	-
CEMENT FINISHERS.....	8.600	8.600	40.00	.350	-	.450	-	-	-	-	-
MACHINE OPERATORS.....	8.850	8.850	40.00	.350	-	.450	-	-	-	-	-
ELECTRICIANS (INSIDE											
WIRERS).....	8.68C	9.530	40.00	.750	-	.400	1.00%	-	-	-	-
ELEVATOR CONSTRUCTORS.....	8.46C	9.430	40.00	.495	-	.320	-	-	6.00%	.020	2.30%
ENGINEERS--POWER EQUIP-											
MENT OPERATORS:											
CLASS A:											
CRANES, DERRICKS,											
DRAGLINES, TRENCHING											
MACHINES (18 INCHES											
AND OVER) PILEDRIV-											
ERS, HOISTS (3 DRUM)											
SHOVELS, BULLDOZERS.	8.650	8.650	40.00	.300	-	.350	-	-	-	-	-
CLASS B:											
TRENCHING MACHINES											
(18 INCHES AND											
SMALLER), ELEVATING											
OR BLADE GRADERS,											
HOISTS (1 OR 2 DRUM)											
MIXERS.....	8.220	8.220	40.00	.300	-	.350	-	-	-	-	-
CLASS C:											
AIR COMPRESSOR (STA-											
TIONARY), PUMPS (LAR-											
GER THAN 4 IN.),											
TRACTORS (40 HORSE-											
POWER OR LESS).....	7.520	7.520	40.00	.300	-	.350	-	-	-	-	-
CLASS D:											
AIR COMPRESSOR											
OPERATORS.....	7.120	7.120	40.00	.300	-	.350	-	-	-	-	-
GLAZIERS.....	8.500	9.000	40.00	.550	-	.200	-	-	-	-	-
LATHERS.....	8.300	9.300	40.00	.450	-	-	-	-	-	.030	-
MARBLE SETTERS.....	7.250	7.750	40.00	.450	-	.200	-	-	-	-	-
MOSAIC AND TERRAZZO											
WORKERS.....	7.250	7.750	40.00	.450	-	.200	-	-	-	-	-
PAINTERS.....	8.100	8.600	40.00	.300	-	.300	-	-	-	.030	-
COMMERCIAL:											
BRUSH.....	8.100	8.600	40.00	.300	-	.300	-	-	-	.030	-
SPRAY.....	8.100	8.850	40.00	.300	-	.300	-	-	-	.030	-
STEEL.....	8.100	8.850	40.00	.300	-	.300	-	-	-	.030	-
ROLLER APPLICATOR.....	8.100	8.600	40.00	.300	-	.300	-	-	-	.030	-
INDUSTRIAL.....	8.350	8.850	40.00	.300	-	.300	-	-	-	.030	-
PAPERHANGERS.....	8.100	8.600	40.00	.300	-	.300	-	-	-	.030	-
PIPEFITTERS.....	10.320	10.070	40.00	.550	-	.300	-	-	-	.550	-
PLASTERERS.....	9.000	9.400	40.00	-	-	-	-	-	-	.280	-
PLUMBERS.....	9.870	9.870	40.00	.400	-	.300	-	6.500	-	.050	-
REINFORCING IRON WORKERS.	9.150	9.150	40.00	.350	-	.600	-	-	-	-	-
ROOFERS, COMPOSITION.....	7.900	8.700	40.00	-	-	.250	-	-	-	.030	-
ROOFERS, SLATE AND TILE..	8.150	8.950	40.00	-	-	.250	-	-	-	.030	-
SHEET-METAL WORKERS.....	9.320	9.610	40.00	.550	-	.250	-	6.550	-	.410	-
STONEMASONS.....	9.600	9.600	40.00	.430	-	.200	-	6.250	-	.010	-
STRUCTURAL-IRON WORKERS..	9.150	9.150	40.00	.350	-	.600	-	-	-	-	-
SHEETERS.....	9.400	9.400	40.00	.350	-	.600	-	-	-	-	-
TILE LAYERS.....	7.250	7.750	40.00	.450	-	.200	-	-	-	-	-
<b>HELPERS AND LABORERS</b>											
BRICKLAYERS' TENDERS.....	6.500	6.700	40.00	.200	-	.200	-	-	-	.050	-
MORTAR MIXER OPERATORS	6.600	6.800	40.00	.200	-	.200	-	-	-	.050	-
BUILDING LABORERS.....	5.550	5.750	40.00	.200	-	.200	-	-	-	.070	-
COMPOSITION ROOFERS <sup>4</sup>											
HELPERS.....	5.550	5.750	40.00	.200	-	.200	-	-	-	.070	-
ELEVATOR CONSTRUCTORS <sup>4</sup>											
HELPERS.....	5.900	6.600	40.00	.495	-	.320	-	12 6.00	-	.020	2.30
PLASTERERS' TENDERS.....	6.500	6.700	40.00	.200	-	.200	-	-	-	.050	-
PLUMBERS' LABORERS.....	5.550	5.750	40.00	.200	-	.200	-	-	-	.070	-

See footnotes at end of table.

**Table 20. Wage rates, hours, and employer contributions to funds: Selected cities—Continued**

(Union hourly wage rates and straight-time weekly hours and employer insurance, pension, vacation, and other contributions to funds in the building trades, July 1, 1975 and July 1, 1976)

CITY AND JOB CLASSIFICATION	JULY 1, 1975		JULY 1, 1976								
	RATE PER HOUR <sup>1</sup>	RATE PER HOUR <sup>1</sup>	HOURS PER WEEK <sup>2</sup>	EMPLOYER CONTRIBUTIONS TO FUNDS <sup>3</sup>							
				INSURANCE <sup>4</sup>		PENSION		VACATION		OTHER <sup>5</sup>	
				DOLLARS	PERCENT	DOLLARS	PERCENT	DOLLARS	PERCENT	DOLLARS	PERCENT
<b>MIAMI, FLA.</b>											
<b>BUILDING CONSTRUCTION</b>											
<b>JOURNEYMEN</b>											
ASBESTOS WORKERS.....	\$ 9.400	\$ 9.700	40.00	0.450	-	0.650	-	<sup>6</sup> 1.500	-	-	-
BOILERMAKERS.....	8.200	8.800	40.00	.600	-	1.000	-	-	-	-	
BRICKLAYERS.....	7.450	9.450	40.00	.600	-	.540	-	<sup>6</sup> .250	-	0.010	
CARPENTERS.....	8.700	8.700	40.00	.700	-	.550	-	-	-	-	
MILLWRIGHTS.....	8.950	9.420	40.00	.550	-	.700	-	-	-	.020	
PILEDRIVERS.....	8.700	8.700	40.00	.550	-	.700	-	-	-	.020	
RESIDENTIAL CARPENTERS	6.000	6.500	40.00	.700	-	.550	-	-	-	-	
CEMENT FINISHERS.....	9.450	9.450	40.00	.600	-	.540	-	<sup>6</sup> .250	-	.010	
ELECTRICIANS (INSIDE											
WIRERS).....	10.250	11.250	40.00	-	4.50%	-	3.00%	-	8.50%	-	0.50%
ELEVATOR CONSTRUCTORS...	10.395	10.730	40.00	.495	-	.320	-	-	12 6.00	.020	2.30
ENGINEERS--POWER EQUIP-											
MENT OPERATORS											
CRANES, DERRICKS,											
HOISTS (2 DRUMS OR											
MORE).....	9.500	9.500	40.00	.500	-	.450	-	-	-	-	
DRAGLINES, BACKHOES,											
FORKLIFTS, HOISTS (1											
DRUM), FINISH GRADERS											
BULLDOZERS, SCRAPERS,	8.860	8.860	40.00	.500	-	.450	-	-	-	-	
MOTOR GRADERS,											
TRENCHING MACHINES,											
FRONT-END LOADERS,											
WINCHES, AIR COMPRES-											
SORS (ABOVE 125 CFM),	8.010	8.010	40.00	.500	-	.450	-	-	-	-	
ROLLERS, FINISHING											
MACHINES, TRACTORS,											
MIXERS, OILER-DRIVERS	7.460	7.460	40.00	.500	-	.450	-	-	-	-	
OILERS, CRAWLERS,											
CRANES.....	6.460	6.460	40.00	.500	-	.450	-	-	-	-	
GLAZIERS.....	8.500	9.400	40.00	.550	-	.350	-	<sup>6</sup> .500	-	-	
LATHERS.....	9.100	9.100	40.00	.550	-	.250	-	-	-	-	
MARBLE SETTERS.....	9.450	9.450	40.00	.600	-	.540	-	<sup>6</sup> .250	-	.010	
MARBLE POLISHERS.....	8.750	9.100	40.00	.500	-	.400	-	.750	-	-	
SURFACING MACHINE											
OPERATORS.....	8.750	9.100	40.00	.500	-	.400	-	.750	-	-	
FLOOR SURFACING (5 HP											
AND UNDER).....	8.250	8.600	40.00	.500	-	.400	-	.750	-	-	
FLOOR SURFACING (OVER											
5 HP).....	9.250	9.600	40.00	.500	-	.400	-	.750	-	-	
MOSAIC AND TERRAZZO											
WORKERS.....	9.450	9.450	40.00	.600	-	.540	-	<sup>6</sup> .250	-	.010	
PAINTERS.....	8.500	8.800	40.00	.500	-	.550	-	-	-	.020	
SCAFFOLD.....	8.900	9.200	40.00	.550	-	.500	-	-	-	.020	
SPRAY.....	9.000	9.300	40.00	.500	-	.500	-	-	-	.020	
RESIDENTIAL.....	-	6.300	40.00	.550	-	.500	-	-	-	.020	
PAPERHANGERS.....	8.750	9.050	40.00	.550	-	.500	-	-	-	.020	
PIPEFITTERS.....	9.250	9.750	40.00	.830	-	1.000	-	<sup>6</sup> .500	-	.070	
RESIDENTIAL.....	6.100	6.610	40.00	.830	-	1.000	-	<sup>6</sup> .500	-	.070	
PIPEFITTERS, RESI-											
DENTIAL MECHANICAL											
TRADESMEN.....	5.000	5.626	40.00	.830	-	.610	-	-	-	.070	
PLASTERERS.....	9.450	9.450	40.00	.600	-	.540	-	<sup>6</sup> .250	-	.010	
PLUMBERS.....	9.590	10.340	40.00	.920	-	1.050	-	<sup>6</sup> .600	-	.080	
REINFORCING IRON WORKERS.	9.450	9.750	40.00	.750	-	.580	-	-	-	.040	
ROOFERS, COMPOSITION..	9.270	9.270	40.00	.830	-	.350	-	-	-	<sup>6</sup> .500	
ROOFERS, SLATE AND TILE..	9.520	10.020	40.00	.830	-	.350	-	-	-	<sup>6</sup> .500	
SHEET-METAL WORKERS.....	9.670	9.920	40.00	.750	-	.500	-	<sup>6</sup> .600	-	<sup>25</sup> .130	
RESIDENTIAL SHEET											
METAL WORKERS A.....	5.300	5.550	40.00	.750	-	.500	-	-	-	.130	
RESIDENTIAL SHEET											
METAL WORKERS B.....	3.950	4.200	40.00	.750	-	.500	-	-	-	.130	
STONEMASONS.....	9.450	9.450	40.00	.600	-	.540	-	<sup>6</sup> .250	-	.010	
STRUCTURAL IRON WORKERS..	9.450	9.750	40.00	.750	-	.580	-	-	-	.040	
TILE LAYERS.....	9.450	9.450	40.00	.600	-	.540	-	<sup>6</sup> .250	-	.010	
<b>HELPERS AND LABORERS</b>											
BRICKLAYERS' TENDERS.....	6.600	6.620	40.00	1.000	-	.300	-	-	-	.200	
BUILDING LABORERS.....	6.500	6.520	40.00	1.000	-	.300	-	-	-	.200	
ELEVATOR CONSTRUCTORS'											
HELPERS.....	7.280	7.510	40.00	.495	-	.320	-	-	12 6.00	.020	2.30
MARBLE, TILE AND TERRAZZO											
WORKERS' HELPERS.....	7.900	8.250	40.00	.500	-	.400	-	.750	-	-	
PIPEFITTERS' HELPERS											
RESIDENTIAL.....	3.500	4.092	40.00	.830	-	.610	-	-	-	.070	
PLASTERERS' TENDERS.....	6.780	6.800	40.00	.950	-	.450	-	-	-	.050	
PLUMBERS' LABORERS.....	6.500	6.520	40.00	1.000	-	.300	-	-	-	.200	
ROOFERS' HELPERS.....	6.620	<sup>24</sup> 5.620	40.00	.300	-	.150	-	<sup>6</sup> .500	-	-	
KETTLEMEN AND MORTAR											
MEN.....	7.520	<sup>24</sup> 6.520	40.00	.300	-	.150	-	<sup>6</sup> .500	-	-	

See footnotes at end of table.

**Table 20. Wage rates, hours, and employer contributions to funds: Selected cities—Continued**

(Union hourly wage rates and straight-time weekly hours and employer insurance, pension, vacation, and other contributions to funds in the building trades, July 1, 1975 and July 1, 1976)

CITY AND JOB CLASSIFICATION	JULY 1, 1975		JULY 1, 1976								
	RATE PER HOUR <sup>1</sup>	RATE PER HOUR <sup>1</sup>	HOURS PER WEEK <sup>2</sup>	EMPLOYER CONTRIBUTIONS TO FUNDS <sup>3</sup>							
				INSURANCE <sup>4</sup>		PENSION		VACATION		OTHER <sup>5</sup>	
				DOLLARS	PERCENT	DOLLARS	PERCENT	DOLLARS	PERCENT	DOLLARS	PERCENT
<b>MIAMI, FLA.</b>											
<b>-CONTINUED</b>											
HIGHWAY AND STREET CONSTRUCTION											
JOURNEYMEN											
PILEDRIVERS.....	-	\$7.400	40.00	-	-	-	-	-	-	-	-
OTHER HEAVY CONSTRUCTION											
JOURNEYMEN											
PILEDRIVERS.....	-	7.400	40.00	0.550	-	0.700	-	-	-	0.020	-
ENGINEERS-POWER EQUIPMENT OPERATORS:											
CLASS A-CRANES, DER-RICKS, 2 DRUM HOISTS.	\$8.300	8.300	40.00	.500	-	.450	-	-	-	-	-
CLASS B-DRAGLINES, BACKHOES, 1 DRUM HOISTS GRADEALLS, GRADERS...	7.310	7.310	40.00	.500	-	.450	-	-	-	-	-
CLASS C-BULLDOZERS, FORKLIFTS, WINCH TRUCKS, FRONT END LOADERS, PUMPS (3 INCHES OR LARGER).....	7.060	7.060	40.00	.500	-	.450	-	-	-	-	-
CLASS D-COMPRESSORS (ABOVE 125 CFM), SCRAPERS, TRENCHERS.....	6.660	6.660	40.00	.500	-	.450	-	-	-	-	-
CLASS E-FINISHING MACHINES, TRACTORS, OILERS.....	6.360	6.360	40.00	.500	-	.450	-	-	-	-	-
<b>MILWAUKEE, WISC.</b>											
BUILDING CONSTRUCTION											
JOURNEYMEN											
ASBESTOS WORKERS.....	10.220	10.220	40.00	.450	-	.600	-	0.750	-	.040	-
BOILERMAKERS.....	8.900	9.450	40.00	.700	-	1.000	-	-	-	-	-
BRICKLAYERS.....	9.980	10.240	40.00	.970	-	.700	-	.550	-	.160	-
SEWER TUNNEL, CAISSON, TRUCK POINTERS.....	9.980	10.240	40.00	.970	-	.700	-	.550	-	.160	-
CARPENTERS.....	9.390	9.760	40.00	.800	-	.700	-	.500	-	.070	-
CEMENT FINISHERS.....	9.090	9.340	40.00	.900	-	.700	-	.500	-	.070	-
ELECTRICIANS (INSIDE WIRES).....	10.130	10.580	40.00	.850	-	.200	1.00%	-	7.00%	-	4.00%
ELEVATOR CONSTRUCTORS.....	9.635	10.520	40.00	.495	-	.320	-	-	6.00%	.020	2.31
ENGINEERS-POWER EQUIPMENT OPERATORS:											
HEAVY EQUIPMENT:											
CRANES, DERRICKS, SHOVELS.....	9.420	10.020	40.00	.700	-	.900	-	-	-	.100	-
MEDIUM EQUIPMENT:											
MIXERS.....	8.870	9.470	40.00	.700	-	.900	-	-	-	.100	-
TRACTORS OR BULLDOZERS OVER 40 HORSEPOWER....	9.170	9.770	40.00	.700	-	.900	-	-	-	.100	-
LIGHT EQUIPMENT:											
FIREMEN (PILEDRIVER AND DERRICK).....	8.560	9.160	40.00	.700	-	.900	-	-	-	.100	-
PUMPS.....	8.320	8.920	40.00	.700	-	.900	-	-	-	.100	-
HOISTS, FORKLIFTS, BOATS.....	8.770	9.370	40.00	.700	-	.900	-	-	-	.100	-
GLAZIERS.....	9.150	9.590	40.00	.870	-	.650	-	6.500	-	-	-
LATHERS.....	8.710	9.060	40.00	.750	-	.700	-	.910	-	.050	-
MARBLE SETTERS.....	8.910	8.810	40.00	.800	-	.600	-	.550	-	.110	-
MOSAIC AND TERRAZZO WORKERS.....											
PAINTERS.....	9.170	9.070	40.00	.800	-	.600	-	.470	-	.070	-
SHING STAGE:											
TO 80 FEET.....	9.000	9.000	40.00	.500	-	.600	-	.500	-	.020	-
80 FEET AND OVER....	9.100	9.100	40.00	.500	-	.600	-	.500	-	.020	-
SPRAY.....	9.200	9.200	40.00	.500	-	.600	-	.500	-	.020	-
STRUCTURAL STEEL.....	9.200	9.200	40.00	.500	-	.600	-	.500	-	.020	-
DRYWALL.....	9.200	9.200	40.00	.500	-	.600	-	.500	-	.020	-
PAPERHANGERS.....	8.950	8.950	40.00	.500	-	.600	-	.500	-	.020	-
PIPEFITTERS AND STEAMPITTERS.....											
SPRINKLER FITTERS.....	9.350	10.050	40.00	.600	-	.900	-	1.700	-	-	-

See footnotes at end of table.

**Table 20. Wage rates, hours, and employer contributions to funds: Selected cities—Continued**

(Union hourly wage rates and straight-time weekly hours and employer insurance, pension, vacation, and other contributions to funds in the building trades, July 1, 1975 and July 1, 1976)

CITY AND JOB CLASSIFICATION	JULY 1, 1975	JULY 1, 1976									
	RATE PER HOUR <sup>1</sup>	RATE PER HOUR <sup>1</sup>	HOURS PER WEEK <sup>2</sup>	EMPLOYER CONTRIBUTIONS TO FUNDS <sup>3</sup>							
				INSURANCE <sup>4</sup>		PENSION		VACATION		OTHER <sup>5</sup>	
				DOLLARS	PERCENT	DOLLARS	PERCENT	DOLLARS	PERCENT	DOLLARS	PERCENT
<b>MILWAUKEE, WISC. -CONTINUED</b>											
<b>BUILDING CONSTRUCTION -CONTINUED</b>											
<b>JOURNEYMEN -CONTINUED</b>											
PLASTERERS.....	\$ 8.810	\$ 9.060	40.00	0.900	-	0.700	-	0.750	-	0.060	-
PLUMBERS.....	9.930	10.330	40.00	.900	-	.900	-	6.550	-	.140	-
REINFORCING IRON WORKERS.....	9.660	10.060	40.00	.950	-	.700	-	1.150	-	-	-
ROOFERS, COMPOSITION.....	9.310	9.710	40.00	.800	-	.700	-	.500	-	.070	-
DAMP AND WATERPROOF ROOFERS.....	9.310	9.710	40.00	.800	-	.700	-	.500	-	.070	-
KETTLEMEN.....	9.310	9.710	40.00	.800	-	.700	-	.500	-	.070	-
MASTIC SPREADERS.....	9.510	9.910	40.00	.800	-	.700	-	.500	-	.070	-
ROOFERS, SLATE AND TILE.....	9.460	9.960	40.00	.800	-	.700	-	.500	-	.070	-
SHEET-METAL WORKERS.....	9.360	9.410	40.00	.700	-	.900	-	6.750	-	.100	-
STONEMASONS.....	9.980	10.240	40.00	.970	-	.700	-	.550	-	.160	-
STRUCTURAL IRON WORKERS.....	9.660	10.060	40.00	.950	-	.700	-	1.150	-	-	-
MACHINERY MOVERS RIGGERS, STONE DERRICK MEN.....	9.660	10.060	40.00	.950	-	.700	-	1.150	-	-	-
TILE LAYERS.....	9.190	9.350	40.00	.600	-	.700	-	.550	-	-	-
<b>HELPERS AND LABORERS</b>											
BRICKLAYERS' TENDERS.....	8.290	8.290	40.00	.550	-	.600	-	.500	-	.050	-
HOD CARRIERS AND MORTAR MIXERS.....	8.400	8.400	40.00	.550	-	.600	-	.500	-	.050	-
BUILDING LABORERS.....	8.290	8.290	40.00	.550	-	.600	-	.500	-	.050	-
COMPOSITION ROOFERS' HELPERS.....	6.520	6.800	40.00	.800	-	.700	-	.500	-	.070	-
ELEVATOR CONSTRUCTORS' HELPERS.....	6.740	7.370	40.00	.495	-	.320	-	-	6.00%	.020	2.31%
MARBLE SETTERS' HELPERS.....	8.020	8.020	40.00	.300	-	.600	-	.550	-	-	-
PLASTERERS' LABORERS.....	8.530	8.530	40.00	.550	-	.600	-	.500	-	.050	-
PLUMBERS' LABORERS											
FIRST.....	8.590	8.960	40.00	.700	-	.700	-	.500	-	.040	-
SECOND.....	8.480	8.850	40.00	.700	-	.700	-	.500	-	.040	-
TERRAZZO WORKERS' HELPERS.....	8.600	8.600	40.00	.400	-	.600	-	.550	-	-	-
BASE MACHINE OPERATORS											
FLOOR MACHINE OPERATORS.....	8.820	8.820	40.00	.400	-	.600	-	.550	-	-	-
TILE LAYERS' HELPERS.....	8.600	8.600	40.00	.400	-	.600	-	.550	-	-	-
8.100	8.100	40.00	.300	-	.600	-	.550	-	-	-	
<b>HIGHWAY AND STREET CONSTRUCTION</b>											
<b>JOURNEYMEN</b>											
CARPENTERS.....	9.390	9.760	40.00	.800	-	.700	-	.500	-	.010	-
MILLWRIGHTS.....	9.740	10.190	40.00	.800	-	.700	-	.500	-	.010	-
PILEDRIVERS.....	9.760	9.760	40.00	.800	-	.700	-	.500	-	.050	-
CEMENT FINISHERS.....	9.090	9.340	40.00	.900	-	.700	-	.500	-	.070	-
ENGINEERS-POWER EQUIPMENT MEDIUM EQUIPMENT:											
CONCRETE MIXERS.....	8.860	9.510	40.00	.700	-	.650	-	-	-	.100	-
LIGHT EQUIPMENT: COMPRESSORS (300 CFM OR MORE).....	8.570	9.220	40.00	.700	-	.650	-	-	-	.100	-
CONCRETE BREAKER & TAMPER, CONCRETE SPREADER.....	8.690	9.340	40.00	.700	-	.650	-	-	-	.100	-
CRUSHER OR SCREENING PLANT, AUTOMATIC BELT CONVEYOR.....	8.480	9.130	40.00	.700	-	.650	-	-	-	.100	-
PUMPS, OILER.....	8.360	9.010	40.00	.700	-	.650	-	-	-	.100	-
SCREED (BITUMINOUS PAPER), SHOULDERING MACHINE.....	8.770	9.420	40.00	.700	-	.650	-	-	-	.100	-
FIREMEN.....	8.610	9.260	40.00	.700	-	.650	-	-	-	.100	-
STRUCTURAL IRON WORKERS.....	9.660	10.060	40.00	.950	-	.700	-	1.150	-	-	-
<b>HELPERS AND LABORERS</b>											
GENERAL LABORERS.....	8.340	8.340	40.00	.550	-	.600	-	.500	-	.050	-
ASPHALT LABORERS.....	7.460	7.860	40.00	.650	-	.700	-	.250	-	.020	-
LABORERS (STATE WORK).....	7.460	7.860	40.00	.650	-	.700	-	.250	-	.020	-

See footnotes at end of table.

**Table 20. Wage rates, hours, and employer contributions to funds: Selected cities—Continued**

(Union hourly wage rates and straight-time weekly hours and employer insurance, pension, vacation, and other contributions to funds in the building trades, July 1, 1975 and July 1, 1976)

CITY AND JOB CLASSIFICATION	JULY 1, 1975	JULY 1, 1976									
	RATE PER HOUR <sup>1</sup>	RATE PER HOUR <sup>1</sup>	HOURS PER WEEK <sup>2</sup>	EMPLOYER CONTRIBUTIONS TO FUNDS <sup>3</sup>							
				INSURANCE <sup>4</sup>		PENSION		VACATION		OTHER <sup>5</sup>	
				DOLLARS	PERCENT	DOLLARS	PERCENT	DOLLARS	PERCENT	DOLLARS	PERCENT
<b>MILWAUKEE, WISC.—CONTINUED</b>											
OTHER HEAVY CONSTRUCTION											
JOURNEYMEN											
CARPENTERS.....	\$ 9.390	\$ 9.760	40.00	0.800	-	0.700	-	0.500	-	0.010	-
MILLWRIGHTS.....	9.740	10.190	40.00	.800	-	.700	-	.500	-	.010	-
PILEDRIVERS, WHARF AND BRIDGE.....	9.760	9.760	40.00	.600	-	.600	-	-	-	.050	-
CEMENT FINISHERS.....	9.090	9.490	40.00	.900	-	.700	-	.500	-	.110	-
ENGINEERS--POWER EQUIPMENT OPERATORS											
HEAVY EQUIPMENT: CRANES, DERRICKS, SHOVELS.....	9.120	9.770	40.00	.700	-	.650	-	-	-	.100	-
MEDIUM EQUIPMENT: MIXERS.....	8.860	9.510	40.00	.700	-	.650	-	-	-	.100	-
LIGHT EQUIPMENT: COMPRESSORS (300 CFM OR MORE).....	8.570	9.220	40.00	.700	-	.650	-	-	-	.100	-
PUMPS, OILERS.....	8.360	9.010	40.00	.700	-	.650	-	-	-	.100	-
SCREED (BITUMINOUS).....	8.770	9.420	40.00	.700	-	.650	-	-	-	.100	-
CONCRETE BREAKERS, TAMPERS, SPREADERS...	8.690	9.340	40.00	.700	-	.650	-	-	-	.100	-
FIREMEN.....	8.610	9.260	40.00	.700	-	.650	-	-	-	.100	-
CRUSHERS OR SCREENING PLANTS.....	8.480	9.130	40.00	.700	-	.650	-	-	-	.100	-
STRUCTURAL IRON WORKERS..	9.660	10.060	40.00	.950	-	.700	-	1.150	-	-	-
HELPERS AND LABORERS											
GENERAL LABORERS.....	8.450	8.820	40.00	.700	-	.700	-	.500	-	.040	-
UTILITY LABORERS.....	7.400	7.700	40.00	.700	-	.700	-	.500	-	.040	-
<b>MINNEAPOLIS-ST. PAUL, MINN.</b>											
BUILDING CONSTRUCTION											
JOURNEYMEN											
ASBESTOS WORKERS.....	8.020	9.480	40.00	.600	-	.650	-	61.000	-	-	-
BOILERMAKERS.....	8.900	9.450	40.00	.700	-	1.000	-	-	-	-	-
BRICKLAYERS.....	8.560	9.660	40.00	.555	-	.330	-	6.560	-	.050	-
CEMENT BLOCK LAYERS...	8.560	9.660	40.00	.555	-	.330	-	6.560	-	.050	-
BLOCKLAYERS, POINTERS, SWING STAGE.....	8.860	9.960	40.00	.555	-	.330	-	6.560	-	.050	-
ST. PAUL.....	8.560	9.660	40.00	.555	-	.330	-	6.560	-	.050	-
BLOCKLAYERS.....	8.560	9.660	40.00	.555	-	.330	-	6.560	-	.050	-
POINTERS, CAULKERS, WHEN DONE ON SWING STAGE.....	8.860	9.960	40.00	.555	-	.330	-	6.560	-	.050	-
CARPENTERS.....	8.210	9.210	40.00	.500	-	.500	-	.500	-	-	-
MILLWRIGHTS.....	8.210	9.210	40.00	.500	-	.500	-	.500	-	-	-
PILEDRIVERS.....	8.210	9.210	40.00	.500	-	.500	-	.500	-	-	-
CEMENT FINISHERS.....	8.580	9.680	40.00	.500	-	.500	-	-	-	-	-
COMPOSITION FLOOR FINISHERS.....	8.830	9.930	40.00	.500	-	.500	-	-	-	-	-
ST. PAUL.....	8.580	9.680	40.00	.500	-	.500	-	-	-	-	-
ELECTRICIANS (INSIDE WIRERS).....	8.840	10.030	40.00	-	7.00%	-	4.00%	-	10.00%	-	1.50%
ST. PAUL.....	9.680	10.050	40.00	-	5.75	-	4.00	-	7.50	-	4.75
ELEVATOR CONSTRUCTORS...	8.750	9.350	40.00	.495	-	.320	-	-	5.00	.020	2.31
ENGINEERS--POWER EQUIPMENT OPERATORS											
HEAVY EQUIPMENT: CRANES, SHOVELS, DERRICK OPERATORS...	9.650	10.250	40.00	.450	-	.400	-	-	-	-	-
PUMPCRETE OPERATORS..	9.530	10.130	40.00	.450	-	.400	-	-	-	-	-
MEDIUM EQUIPMENT: HOISTS, 1-DRUM, CONCRETE MIXERS....	9.450	10.050	40.00	.450	-	.400	-	-	-	-	-
MECHANICS OR WELDERS	9.530	10.130	40.00	.450	-	.400	-	-	-	-	-
LIGHT EQUIPMENT: COMPRESSORS.....	8.900	9.500	40.00	.450	-	.400	-	-	-	-	-
FIREMEN, 1ST CLASS											
LICENSE.....	9.180	9.786	40.00	.450	-	.400	-	-	-	-	-
OILERS.....	8.450	9.050	40.00	.450	-	.400	-	-	-	-	-
GLAZIERS.....	8.500	9.100	40.00	.400	-	.500	-	.350	-	-	-

See footnotes at end of table.



**Table 20. Wage rates, hours, and employer contributions to funds: Selected cities—Continued**

(Union hourly wage rates and straight-time weekly hours and employer insurance, pension, vacation, and other contributions to funds in the building trades, July 1, 1975 and July 1, 1976)

CITY AND JOB CLASSIFICATION	JULY 1, 1975		HOURS PER WEEK <sup>2</sup>	JULY 1, 1976							
	RATE PER HOUR <sup>1</sup>	RATE PER HOUR <sup>1</sup>		EMPLOYER CONTRIBUTIONS TO FUNDS <sup>3</sup>							
				INSURANCE <sup>4</sup>		PENSION		VACATION		OTHER <sup>5</sup>	
				DOLLARS	PERCENT	DOLLARS	PERCENT	DOLLARS	PERCENT	DOLLARS	PERCENT
<b>MINNEAPOLIS-ST. PAUL, MINN. -CONTINUED</b>											
<b>BUILDING CONSTRUCTION -CONTINUED</b>											
<b>JOURNEYMEN -CONTINUED</b>											
LATHERS.....	\$8.720	\$9.080	40.00	0.450	-	0.350	-	0.400	-	0.450	-
ST. PAUL.....	8.510	8.930	40.00	.500	-	.500	-	.910	-	.080	-
MACHINISTS.....	8.600	9.600	40.00	-	-	-	-	-	10.00%	.028	-
MARBLE SETTERS.....	8.785	9.315	40.00	.555	-	.330	-	.560	-	.100	-
ST. PAUL.....	8.560	9.075	40.00	.555	-	.330	-	.560	-	.100	-
MOSAIC AND TERRAZZO WORKERS.....	8.440	9.690	40.00	.370	-	.200	-	.300	-	-	-
PAINTERS:											
MINNEAPOLIS.....	8.580	9.130	40.00	.450	-	.250	-	.300	-	.190	-
ST. PAUL.....	8.280	9.050	40.00	.450	-	.250	-	.500	-	.030	-
STRUCTURAL STEEL AND SWING STAGE-SPRAY.....	9.080	9.630	40.00	.450	-	.250	-	.300	-	.190	-
ST. PAUL.....	8.780	9.550	40.00	.450	-	.250	-	.500	-	.030	-
PAPERHANGERS.....	8.580	9.130	40.00	.450	-	.250	-	.300	-	.190	-
ST. PAUL.....	8.280	9.050	40.00	.450	-	.250	-	.500	-	.030	-
PIPEFITTERS.....	8.030	9.640	40.00	.380	-	.500	-	1.250	-	.030	-
SPRINKLER FITTERS.....	8.390	9.480	40.00	.600	-	.900	-	.500	-	.019	-
ST. PAUL.....	7.150	7.950	40.00	.380	-	.500	-	1.520	-	.020	-
PLASTERERS.....	8.880	9.500	40.00	.450	-	.200	-	.700	-	.150	-
ST. PAUL.....	8.820	9.240	40.00	.700	-	.250	-	.650	-	.070	-
PLUMBERS.....	8.030	9.640	40.00	.380	-	.500	-	1.350	-	.030	-
ST. PAUL.....	8.670	9.470	40.00	.380	-	.500	-	1.520	-	.080	-
REINFORCING IRON WORKERS.....	8.800	10.350	40.00	.550	-	.550	-	-	-	-	-
ROOFERS, COMPOSITION.....	8.540	9.060	40.00	.640	-	.250	-	.750	-	.040	-
ROOFERS, SLATE AND TILE.....	8.540	9.060	40.00	.640	-	.250	-	.750	-	.040	-
SHEET-METAL WORKERS.....	9.230	9.980	40.00	.520	-	.500	-	1.000	-	.080	-
ST. PAUL.....	9.010	9.710	40.00	.590	-	.650	-	1.050	-	.140	-
STONEMASONS.....	8.560	9.660	40.00	.555	-	.330	-	.560	-	.050	-
ST. PAUL.....	8.560	9.660	40.00	.555	-	.330	-	.560	-	.050	-
STRUCTURAL IRON WORKERS.....	8.800	10.350	40.00	.550	-	.550	-	-	-	-	-
FINISHERS.....	8.800	10.350	40.00	.550	-	.550	-	-	-	-	-
TILE LAYERS.....	8.590	8.860	40.00	.620	-	.500	-	.410	-	.330	-
<b>HELPERS AND LABORERS</b>											
BRICKLAYERS' TENDERS:											
MINNEAPOLIS.....	6.950	7.950	40.00	.450	-	.450	-	.400	-	-	-
ST. PAUL.....	6.900	7.900	40.00	.450	-	.450	-	.400	-	-	-
MORTAR MIXERS:											
MINNEAPOLIS.....	6.900	7.900	40.00	.450	-	.450	-	.400	-	-	-
ST. PAUL.....	6.950	7.950	40.00	.450	-	.450	-	.400	-	-	-
BUILDING LABORERS.....	6.800	7.800	40.00	.450	-	.450	-	.400	-	-	-
ST. PAUL.....	6.800	7.800	40.00	.450	-	.450	-	.400	-	-	-
ELEVATOR CONSTRUCTORS' HELPERS:											
FIRST 6 MONTHS.....	4.375	4.675	40.00	.495	-	.320	-	-	5.00	.020	2.31%
AFTER 6 MONTHS.....	6.125	6.545	40.00	.495	-	.320	-	-	5.00	.020	2.31%
MARBLE SETTERS' HELPERS.....	7.160	7.960	40.00	.620	-	.500	-	.380	-	.360	-
PLASTERERS' TENDERS.....	8.480	8.810	40.00	.650	-	.400	-	.650	-	.150	-
ST. PAUL.....	8.140	8.610	40.00	.450	-	.450	-	.400	-	.070	-
PLUMBERS' LABORERS											
FIRST MAN.....	7.250	8.100	40.00	.450	-	.450	-	.400	-	-	-
SECOND MAN.....	7.050	7.900	40.00	.450	-	.450	-	.400	-	-	-
TERRAZZO WORKERS' HELPERS:											
1 YEAR OF SENIORITY...	8.490	9.030	40.00	.570	-	-	-	.340	-	.100	-
2 YEARS OF SENIORITY..	8.560	9.100	40.00	.570	-	-	-	.340	-	.100	-
EASE MACHINE:											
1 YEAR OF SENIORITY..	8.790	9.360	40.00	.570	-	-	-	.340	-	.100	-
2 YEARS OF SENIORITY..	8.890	9.430	40.00	.570	-	-	-	.340	-	.100	-
TILE LAYERS' HELPERS.....	7.160	7.960	40.00	.620	-	.500	-	.380	-	.360	-
<b>HIGHWAY AND STREET CONSTRUCTION</b>											
<b>JOURNEYMEN</b>											
CARPENTERS.....	8.060	9.210	40.00	.500	-	.500	-	.500	-	-	-
CEMENT FINISHERS.....	8.580	9.680	40.00	.500	-	.500	-	-	-	-	-
ENGINEERS--POWER EQUIPMENT OPERATORS:											
HEAVY EQUIPMENT:											
SHOVELS TO 3 CU YDS, DREDGE OPERATORS AND ENGINEERS, DERRICK OPERATORS.....	9.400	10.000	40.00	.450	-	.400	-	-	-	-	-

See footnotes at end of table.

**Table 20. Wage rates, hours, and employer contributions to funds: Selected cities—Continued**

(Union hourly wage rates and straight-time weekly hours and employer insurance, pension, vacation, and other contributions to funds in the building trades, July 1, 1975 and July 1, 1976)

CITY AND JOB CLASSIFICATION	JULY 1, 1975		JULY 1, 1976								
	RATE PER HOUR <sup>1</sup>	RATE PER HOUR <sup>1</sup>	HOURS PER WEEK <sup>2</sup>	EMPLOYER CONTRIBUTIONS TO FUNDS <sup>3</sup>							
				INSURANCE <sup>4</sup>		PENSION		VACATION		OTHER <sup>5</sup>	
				DOLLARS	PERCENT	DOLLARS	PERCENT	DOLLARS	PERCENT	DOLLARS	PERCENT
<b>MINNEAPOLIS-ST. PAUL, MINN.</b>											
<b>-CONTINUED</b>											
BUILDING CONSTRUCTION											
-CONTINUED											
JOURNEYMEN											
-CONTINUED											
ENGINEERS-POWER EQUIPMENT OPERATORS-CONTINUED											
MEDIUM EQUIPMENT:											
MECHANICS, WELDERS....	\$ 9.180	\$9.780	40.00	0.450	-	0.400	-	-	-	-	-
SCRAPERS.....	9.270	9.870	40.00	.450	-	.400	-	-	-	-	-
FINISHING GRADERS OR MOTOR PATOR.....	9.400	10.000	40.00	.450	-	.400	-	-	-	-	-
LIGHT EQUIPMENT:											
PUMPS, COMPRESSORS, LOADERS OF BARBER GREENE OPERATORS....	8.500	9.100	40.00	.450	-	.400	-	-	-	-	-
STRUCTURAL IRON WORKERS..	8.800	10.350	40.00	.550	-	.550	-	-	-	-	-
HELPERS AND LABORERS											
CONSTRUCTION LABORERS....	6.750	7.750	40.00	.450	-	.450	-	0.400	-	-	-
ST. PAUL.....	6.800	7.750	40.00	.450	-	.450	-	.400	-	-	-
OTHER HEAVY CONSTRUCTION											
JOURNEYMEN											
CARPENTERS.....	8.060	9.210	40.00	.500	-	.500	-	.500	-	-	-
CEMENT FINISHERS.....	8.580	9.680	40.00	.500	-	.500	-	-	-	-	-
ENGINEERS--POWER EQUIPMENT OPERATORS:											
HEAVY EQUIPMENT:											
SHOVELS TO 3 CU YDS, DREDGE OPERATORS AND ENGINEERS, DERRICK OPERATORS.....	9.400	10.000	40.00	.450	-	.400	-	-	-	-	-
MEDIUM EQUIPMENT:											
MECHANICS, WELDERS...	9.180	9.780	40.00	.450	-	.400	-	-	-	-	-
SCRAPERS.....	9.270	9.870	40.00	.450	-	.400	-	-	-	-	-
FINISHING GRADERS OR MOTOR PATROL.....	9.400	10.000	40.00	.450	-	.400	-	-	-	-	-
LIGHT EQUIPMENT:											
PUMPS, COMPRESSORS, LOADERS OR BARBER GREENE OPERATORS....	8.500	9.100	40.00	.450	-	.400	-	-	-	-	-
STRUCTURAL IRON WORKERS..	8.800	10.350	40.00	.550	-	.550	-	-	-	-	-
HELPERS AND LABORERS											
CONSTRUCTION LABORERS....	6.750	7.750	40.00	.450	-	.450	-	.400	-	-	-
ST. PAUL.....	6.800	7.750	40.00	.450	-	.450	-	.400	-	-	-
<b>NASHVILLE-DAVIDSON, TENN.</b>											
BUILDING CONSTRUCTION											
JOURNEYMEN											
ASBESTOS WORKERS.....	8.700	9.100	40.00	.450	-	.350	-	6.850	-	-	-
BOILERMAKERS.....	8.200	8.800	40.00	.600	-	1.000	-	-	-	-	-
BRICKLAYERS.....	8.000	8.200	40.00	-	-	.250	-	-	-	0.100	-
CARPENTERS.....	8.000	8.650	40.00	.150	-	.100	-	-	-	.020	-
MILLWRIGHTS.....	8.450	9.150	40.00	.150	-	.100	-	-	-	.020	-
CEMENT MASONS.....	6.540	7.050	40.00	.250	-	-	-	-	-	.020	-
ELECTRICIANS.....	7.900	8.600	40.00	.450	-	-	1.00%	6.250	-	-	-
ELEVATOR CONSTRUCTORS....	7.170	8.460	40.00	.545	-	.350	-	-	1 <sup>2</sup> 6.00%	.020	2.30%
ENGINEERS--POWER EQUIPMENT OPERATORS:											
CENTRAL COMPRESSORS, CRANES, DERRICKS, DRAGLINES, HOISTS (MORE THAN 1 DRUM), PILEDRIVERS, SHOVELS, TRENCH MACHINES (18 INCHES OR OVER).....											
	7.500	8.300	40.00	.300	-	.350	-	-	-	.020	-

See footnotes at end of table.

**Table 20. Wage rates, hours, and employer contributions to funds: Selected cities—Continued**

(Union hourly wage rates and straight-time weekly hours and employer insurance, pension, vacation, and other contributions to funds in the building trades, July 1, 1975 and July 1, 1976)

CITY AND JOB CLASSIFICATION	JULY 1, 1975		JULY 1, 1976								
	RATE PER HOUR <sup>1</sup>	RATE PER HOUR <sup>1</sup>	HOURS PER WEEK <sup>2</sup>	EMPLOYER CONTRIBUTIONS TO FUNDS <sup>3</sup>							
				INSURANCE <sup>4</sup>		PENSION		VACATION		OTHER <sup>5</sup>	
				DOLLARS	PERCENT	DOLLARS	PERCENT	DOLLARS	PERCENT	DOLLARS	PERCENT
<b>NASHVILLE-DAVIDSON, TENN.—CONTINUED</b>											
BUILDING CONSTRUCTION—CONTINUED											
JOURNEYMEN—CONTINUED											
ENGINEERS-POWER EQUIPMENT OPERATORS—CONTINUED											
BLADE GRADERS, CONVEYERS, HOISTS (1 DRUM), PAVERS, TANDEM ROLLERS, TRACTORS, TRENCH MACHINE (18 INCHES OR SMALLER)...	\$7.040	\$7.840	40.00	0.300	-	0.350	-	-	-	0.020	-
AIR COMPRESSORS (STATIONARY), EARTH DRILLS, MOTOR CRANE DRIVERS AND OILERS, PUMPS (4 INCHES AND LARGER).....	6.580	7.380	40.00	.300	-	.350	-	-	-	.020	-
AIR COMPRESSORS, OILERS, WELDING MACHINE OPERATORS, DECKHANDS.	6.210	7.010	40.00	.300	-	.350	-	6.400	-	.020	-
GLAZIERS.....	7.250	7.650	40.00	.500	-	.500	-	.200	-	.186	-
LATHERS.....	7.550	7.850	40.00	-	-	.200	-	-	-	.070	-
MACHINISTS.....	9.150	9.800	40.00	-	-	-	-	-	-	-	-
WELDERS.....	9.150	9.800	40.00	-	-	-	-	-	-	-	-
MARBLE SETTERS.....	5.750	5.750	40.00	-	-	-	-	-	-	-	-
MOSAIC AND TERRAZZO WORKERS.....											
PAINTERS.....	6.950	7.450	40.00	-	-	.400	-	-	-	-	-
PAPERHANGERS.....	7.450	7.950	40.00	-	-	.400	-	-	-	-	-
PIPEFITTERS:											
COMMERCIAL.....	7.840	8.840	40.00	.450	-	.450	-	6.250	-	.050	-
RESIDENTIAL.....	6.250	6.750	40.00	.450	-	.450	-	6.250	-	.050	-
PLASTERERS.....	7.000	7.400	40.00	.400	-	.200	-	6.250	-	.070	-
PLUMBERS:											
COMMERCIAL.....	7.840	8.840	40.00	.450	-	.450	-	6.250	-	.050	-
RESIDENTIAL.....	6.250	6.750	40.00	.450	-	.450	-	6.250	-	.050	-
REINFORCING IRON WORKERS.	8.350	8.900	40.00	.500	-	.350	-	-	-	.020	-
ROOFERS, COMPOSITION.....	6.350	7.000	40.00	.400	-	.250	-	6.150	-	-	-
ROOFERS, SLATE AND TILE..	6.600	7.250	40.00	.400	-	.250	-	6.150	-	-	-
SHEET-METAL WORKERS.....	7.550	8.300	40.00	.440	-	.310	-	6.150	-	26.170	-
STONEWORKERS.....	8.000	8.200	40.00	-	-	.250	-	-	-	.100	-
STRUCTURAL IRON WORKERS..	8.350	8.900	40.00	.500	-	.350	-	-	-	.020	-
TILE LAYERS.....	5.750	5.750	40.00	-	-	-	-	-	-	-	-
HELPERS AND LABORERS											
BRICKLAYERS' TENDERS.....	5.000	5.500	40.00	.200	-	.200	-	-	-	.020	-
BUILDING LABORERS.....	5.000	5.500	40.00	.200	-	.200	-	-	-	.020	-
COMPOSITION ROOFERS' HELPERS.....	5.000	5.500	40.00	.200	-	.200	-	-	-	.020	-
ELEVATOR CONSTRUCTORS' HELPERS.....	5.019	5.920	40.00	.545	-	.350	-	126.00	-	.020	2.30
MARBLE SETTERS' HELPERS..	5.000	5.500	40.00	.200	-	.200	-	-	-	.020	-
PLASTERERS' LABORERS.....	5.000	5.500	40.00	.200	-	.200	-	-	-	.020	-
PLUMBERS' LABORERS.....	5.000	5.500	40.00	.200	-	.200	-	-	-	.020	-
TERRAZZO WORKERS' HELPERS.....	5.000	5.500	40.00	.200	-	.200	-	-	-	.020	-
TILE LAYERS' HELPERS.....	5.000	5.500	40.00	.200	-	.200	-	-	-	.020	-
<b>NEWARK, N.J.</b>											
BUILDING CONSTRUCTION											
JOURNEYMEN											
ASBESTOS WORKERS.....	9.410	10.360	40.00	-	8.00%	-	10.00%	-	11.00%	.110	-
BOILERMAKERS.....	9.480	10.060	35.00	-	8.00	-	20.00	-	10.00	-	-
BRICKLAYERS.....	9.750	10.350	35.00	.920	-	.700	-	.500	-	.020	-
CARPENTERS.....	10.130	10.750	35.00	-	7.00	-	7.00	-	-	-	-
MILLWRIGHTS.....	10.380	11.000	35.00	-	7.00	-	7.00	-	-	-	-
PILEDRIVERS, DOCK BUILDERS, HOUSE MOVERS, AND FOUNDATION WORKERS.....	10.390	10.920	40.00	1.250	-	1.730	-	.710	-	.080	-

See footnotes at end of table.

**Table 20. Wage rates, hours, and employer contributions to funds: Selected cities—Continued**

(Union hourly wage rates and straight-time weekly hours and employer insurance, pension, vacation, and other contributions to funds in the building trades, July 1, 1975 and July 1, 1976)

CITY AND JOB CLASSIFICATION	JULY 1, 1975		JULY 1, 1976								
	RATE PER HOUR <sup>1</sup>	RATE PER HOUR <sup>1</sup>	HOURS PER WEEK <sup>2</sup>	EMPLOYER CONTRIBUTIONS TO FUNDS <sup>3</sup>							
				INSURANCE <sup>4</sup>		PENSION		VACATION		OTHER <sup>5</sup>	
				DOLLARS	PERCENT	DOLLARS	PERCENT	DOLLARS	PERCENT	DOLLARS	PERCENT
<b>NEWARK, N.J.</b>											
-CONTINUED											
<b>BUILDING CONSTRUCTION</b>											
-CONTINUED											
<b>JOURNEYMEN</b>											
-CONTINUED											
CEMENT FINISHERS.....	\$9.750	\$10.350	35.00	0.920	-	0.700	-	0.500	-	0.020	-
ELECTRICIANS (INSIDE WIRERS).....	10.800	11.220	40.00	-	7.00%	-	8.00%	<sup>27</sup> -	10.00%	<sup>28</sup> -	1.00%
ELEVATOR CONSTRUCTORS.....	10.120	10.760	35.00	.545	-	1.493	-	-	<sup>28</sup> -	.020	-
ENGINEERS--POWER EQUIPMENT OPERATORS:											
HEAVY EQUIPMENT:											
POWER SHOVELS, CRANES	11.920	12.680	40.00	-	7.00	-	10.00	-	-	-	8.00
POWER CRANES ON STEEL ERECTION.....	13.520	14.390	40.00	-	7.00	-	10.00	-	-	-	8.00
TRENCH MACHINES, PAVING MIXERS.....	11.920	12.680	40.00	-	7.00	-	10.00	-	-	-	8.00
MEDIUM EQUIPMENT:											
HOISTS, MORE THAN ONE GENERATOR.....	10.840	11.530	40.00	-	7.00	-	10.00	-	-	-	8.00
CENTRAL POWER PLANTS, CONCRETE TOWER HOISTS	11.920	12.680	40.00	-	7.00	-	10.00	-	-	-	8.00
CONCRETE TOWER HOISTS	10.840	12.680	40.00	-	7.00	-	10.00	-	-	-	8.00
LIGHT EQUIPMENT:											
AIR COMPRESSORS, SINGLE PUMPS.....	10.150	10.800	40.00	-	7.00	-	10.00	-	-	-	8.00
SMALL MIXERS.....	9.090	9.670	40.00	-	7.00	-	10.00	-	-	-	8.00
CONCRETE PUMPS.....	11.040	11.750	40.00	-	7.00	-	10.00	-	-	-	9.00
GLAZIERS.....	†10.250	10.250	40.00	.700	-	1.000	-	.850	-	.050	-
LATHERS.....	9.450	10.000	40.00	.600	-	.250	-	-	-	.180	-
MACHINISTS.....	10.850	<sup>29</sup> 10.850	40.00	.500	-	-	-	-	-	-	-
MOSAIC AND TERRAZZO WORKERS.....	9.450	10.030	35.00	.760	-	1.500	-	-	-	.620	-
PAINTERS.....	8.900	9.400	35.00	.550	-	.500	-	.300	-	-	-
ABOVE 3 STORIES.....	9.500	10.000	35.00	.550	-	.500	-	.300	-	-	-
PIPEFITTERS.....	10.180	10.490	40.00	-	7.00	-	9.00	-	10.00	-	1.05
SPRINKLER FITTERS.....	†10.030	10.703	40.00	.600	-	.900	-	<sup>6</sup> 1.000	-	.070	-
PLASTERERS.....	9.750	10.350	35.00	.920	-	.700	-	.500	-	.020	-
PLUMBERS.....	9.975	10.625	40.00	.650	-	1.000	-	.850	-	.225	-
REINFORCING IRON WORKERS	10.190	10.820	40.00	-	7.00	-	23.00	-	10.00	.020	1.00
ROOFERS, COMPOSITION	10.520	11.070	35.00	.800	-	1.000	-	-	-	-	-
SHELF-METAL WORKERS.....	10.530	11.000	35.00	.290	4.00	.060	4.00	-	8.00	.090	-
STONEMASONS.....	9.750	10.350	35.00	.920	-	.700	-	.500	-	.020	-
STRUCTURAL IRON WORKERS..	10.190	10.820	40.00	-	7.00	-	23.00	-	10.00	.020	1.00
TILE LAYERS.....	8.400	8.750	40.00	.800	-	2.100	-	-	-	.050	-
<b>HELPERS AND LABORERS</b>											
BRICKLAYERS' TENDERS.....	7.200	7.500	35.00	.600	-	.600	-	-	-	.020	-
BUILDING LABORERS:											
AGREEMENT A.....	7.200	7.500	35.00	.700	-	.700	-	-	-	.020	-
AGREEMENT B.....	7.200	7.500	35.00	.600	-	.600	-	-	-	.020	-
AGREEMENT C.....	7.200	7.500	35.00	.700	-	.700	-	-	-	.020	-
ELEVATOR CONSTRUCTORS' HELPERS.....	7.590	8.070	35.00	.545	-	1.493	-	<sup>27</sup> -	-	<sup>28</sup> .020	-
MOSAIC AND TERRAZZO WORKERS' HELPERS.....	<sup>7</sup> 7.960	8.840	35.00	.760	-	1.500	-	-	-	.610	-
GRINDERS.....	<sup>7</sup> 8.110	8.990	35.00	.760	-	1.500	-	-	-	.610	-
AGREEMENT B.....	7.200	7.500	35.00	.600	-	.600	-	-	-	.020	-
TILE LAYERS' HELPERS.....	8.450	<sup>7</sup> 8.450	40.00	-	7.00	-	6.00	-	-	-	2.00
<b>HIGHWAY AND STREET CONSTRUCTION</b>											
<b>JOURNEYMEN</b>											
CARPENTERS.....	10.130	10.750	40.00	-	7.00	-	7.00	-	-	-	-
MILLWRIGHTS.....	10.380	11.000	40.00	-	7.00	-	7.00	-	-	-	-
CEMENT FINISHERS.....	8.100	8.600	40.00	.600	-	.950	-	-	-	<sup>18</sup> .050	-
ENGINEERS--POWER EQUIPMENT OPERATORS:											
HEAVY EQUIPMENT:											
SHOVELS, CRANES, DRAGLINES.....	11.920	12.680	40.00	-	7.00	-	10.00	-	-	-	8.00
PILE DRIVING MACHINES	11.920	12.680	40.00	-	7.00	-	10.00	-	-	-	8.00
BACKHOES, CONCRETE PAVERS.....	11.920	12.680	40.00	-	7.00	-	10.00	-	-	-	8.00
MEDIUM EQUIPMENT:											
CAISSON HOISTS.....	10.840	11.530	40.00	-	7.00	-	10.00	-	-	-	8.00
SHAFT HOISTS.....	10.840	11.530	40.00	-	7.00	-	10.00	-	-	-	8.00
EXCAVATING, CARRYALL, LETOURNEAU.....	11.040	11.750	40.00	-	7.00	-	10.00	-	-	-	8.00

See footnotes at end of table.

**Table 20. Wage rates, hours, and employer contributions to funds: Selected cities—Continued**

(Union hourly wage rates and straight-time weekly hours and employer insurance, pension, vacation, and other contributions to funds in the building trades, July 1, 1975 and July 1, 1976)

CITY AND JOB CLASSIFICATION	JULY 1, 1975	JULY 1, 1976									
	RATE PER HOUR <sup>1</sup>	RATE PER HOUR <sup>1</sup>	HOURS PER WEEK <sup>2</sup>	EMPLOYER CONTRIBUTIONS TO FUNDS <sup>3</sup>							
				INSURANCE <sup>4</sup>		PENSION		VACATION		OTHER <sup>5</sup>	
				DOLLARS	PERCENT	DOLLARS	PERCENT	DOLLARS	PERCENT	DOLLARS	PERCENT
<b>NEWARK, N.J.</b>											
<b>-CONTINUED</b>											
HIGHWAY AND STREET CONSTRUCTION -CONTINUED											
JOURNEYMEN -CONTINUED											
ENGINEERS-POWER EQUIPMENT OPERATORS-CONTINUED											
LIGHT EQUIPMENT:											
SMALL MIXERS, PUMPS..	\$11.040	\$11.750	40.00	-	7.00%	-	10.00%	-	-	-	8.00%
FRONT END LOADERS....	10.150	10.800	40.00	-	7.00	-	10.00	-	-	-	8.00
CONVEYORS, 125 AND OVER.....	11.040	11.750	40.00	-	7.00	-	10.00	-	-	-	8.00
CONCRETE PUMPS.....	10.150	10.800	40.00	-	7.00	-	10.00	-	-	-	8.00
STRUCTURAL IRON ERECTORS.	10.190	10.820	40.00	-	7.00	-	23.00	-	10.00%	0.020	1.00
HELPERS AND LABORERS											
JACK HAMMERS, CHIPPING HAMMERS, PAVEMENT BREAKERS, POWER BUGGIES	7.700	8.200	40.00	0.600	-	0.950	-	-	-	18.050	-
CONSTRUCTION LABORERS, DUMPEN, PITMEN, FLAGMEN.....	7.150	7.650	40.00	.600	-	.950	-	-	-	18.050	-
OTHER HEAVY CONSTRUCTION											
JOURNEYMEN											
CARPENTERS.....	10.130	10.750	40.00	-	7.00	-	7.00	-	-	-	-
MILLWRIGHTS.....	10.380	11.000	40.00	-	7.00	-	7.00	-	-	-	-
DOCK BUILDERS, PIER CARPENTERS, SHORERS, HOUSE MOVERS, PILE DRIVERS AND FOUNDATION WORKERS.....	10.390	10.920	40.00	1.250	-	1.730	-	0.710	-	.080	-
CEMENT FINISHERS.....	8.100	8.600	40.00	.600	-	.950	-	-	-	18.050	-
JACKHAMMERS, CHIPPING HAMMERS, PAVEMENT BREAKERS, POWER BUGGIES	7.700	8.200	40.00	.600	-	.950	-	-	-	18.050	-
ENGINEERS--POWER EQUIPMENT OPERATORS:											
HEAVY EQUIPMENT:											
POWER SHOVELS, CRANES	11.920	12.680	40.00	-	7.00	-	10.00	-	-	-	8.00
POWER CRANES, 140 FT. TRENCHING MACHINES, TRENCHING MACHINES...	13.520	14.390	40.00	-	7.00	-	10.00	-	-	-	8.00
MEDIUM EQUIPMENT:											
HOISTS (1 OR 2 DRUM WITH MORE THAN ONE GENERATOR).....	10.840	11.530	40.00	-	7.00	-	10.00	-	-	-	8.00
CENTRAL POWER PLANTS (STEEL ERECTION)....	11.920	12.680	40.00	-	7.00	-	10.00	-	-	-	8.00
CONCRETE POWER HOISTS	10.840	11.530	40.00	-	7.00	-	10.00	-	-	-	8.00
LIGHT EQUIPMENT:											
AIR COMPRESSORS, SINGLE PUMPS.....	10.150	10.800	40.00	-	7.00	-	10.00	-	-	-	8.00
SMALL MIXERS.....	9.090	9.670	40.00	-	7.00	-	10.00	-	-	-	8.00
CONCRETE PUMPS.....	11.040	11.750	40.00	-	7.00	-	10.00	-	-	-	8.00
STRUCTURAL IRON ERECTORS.	10.190	10.820	40.00	-	7.00	-	23.00	-	10.00	.020	1.00
HELPERS AND LABORERS											
CONSTRUCTION LABORERS, DUMPEN, PITMEN, FLAGMEN.....	7.150	7.650	40.00	.600	-	.950	-	-	-	18.050	-
<b>NEW BEDFORD, MASS.</b>											
BUILDING CONSTRUCTION											
JOURNEYMEN											
ASBESTOS WORKERS.....	8.470	8.920	35.00	.760	-	.930	-	1.000	-	-	-
BOILERMAKERS.....	10.000	10.680	40.00	.750	-	-	10.00	-	-	.020	-
BRICKLAYERS.....	9.750	10.250	40.00	.800	-	.800	-	-	-	.090	-

See footnotes at end of table.

**Table 20. Wage rates, hours, and employer contributions to funds: Selected cities—Continued**

(Union hourly wage rates and straight-time weekly hours and employer insurance, pension, vacation, and other contributions to funds in the building trades: July 1, 1975 and July 1, 1976)

CITY AND JOB CLASSIFICATION	JULY 1, 1975		JULY 1, 1976									
	RATE PER HOUR <sup>1</sup>	RATE PER HOUR <sup>1</sup>	HOURS PER WEEK <sup>2</sup>	EMPLOYER CONTRIBUTIONS TO FUNDS <sup>3</sup>								
				INSURANCE <sup>4</sup>		PENSION		VACATION		OTHER <sup>5</sup>		
				DOLLARS	PERCENT	DOLLARS	PERCENT	DOLLARS	PERCENT	DOLLARS	PERCENT	
<b>NEW BEDFORD, MASS.—CONTINUED</b>												
<b>BUILDING CONSTRUCTION—CONTINUED</b>												
<b>JOURNEYMEN—CONTINUED</b>												
CARPENTERS.....	\$8.950	\$9.300	40.00	0.500	-	0.650	-	-	-	-	0.040	-
CEMENT FINISHERS.....	9.750	10.250	40.00	.800	-	.800	-	-	-	-	.090	-
ELECTRICIANS.....	9.360	9.600	40.00	.550	-	.700	1.00%	-	6.00%	-	.025	-
ELEVATOR CONSTRUCTORS.....	10.105	10.665	40.00	.495	-	.320	-	-	-	6.00	.020	-
ENGINEERS--POWER EQUIPMENT OPERATORS:												
GROUP A--CRANES, SHOVELS, DRAGLINES, BACKHOES, HOISTS, GRADALLS	10.360	10.610	40.00	1.100	-	.800	-	-	-	-	.403	-
GROUP B--GRADERS, SCRAPERS, BULLDOZERS, ROLLERS, ASPHALT PAVERS..	10.240	10.490	40.00	1.100	-	.800	-	-	-	-	.403	-
GROUP C--PUMPS, COMPRESSORS, WELDING MACHINES, CONCRETE SAWS, VIBRATORS, SINGLE DIAPHRAGM PUMPS.....	8.650	8.860	40.00	1.100	-	.800	-	-	-	-	.403	-
GLAZIERS.....	8.680	8.880	40.00	.520	-	13.850	-	-	-	-	.044	-
LATHERS.....	9.250	9.450	40.00	.450	-	.550	-	-	-	-	.030	-
MACHINISTS.....	9.500	9.500	40.00	-	2.00%	-	-	-	5.00	-	.402	-
MARBLE SETTERS.....	9.050	9.750	40.00	.700	-	13.800	-	-	-	-	.100	-
MOSAIC AND TERRAZZO WORKERS.....	9.050	9.750	40.00	.700	-	13.800	-	-	-	-	.100	-
PAINTERS.....	8.300	8.300	40.00	.600	-	.200	-	-	-	-	-	-
PAPERHANGERS.....	8.800	8.800	40.00	.600	-	.200	-	-	-	-	-	-
PIPEFITTERS.....	9.150	9.900	40.00	.760	-	1.160	-	-	-	-	.150	-
PLASTERERS.....	9.750	10.250	40.00	.800	-	.800	-	-	-	-	.090	-
PLUMBERS.....	9.150	9.900	40.00	.760	-	1.160	-	-	-	-	.150	-
REINFORCING IRON WORKERS..	9.180	9.180	40.00	.700	-	13.500	-	0.250	-	-	.050	-
ROOFERS, COMPOSITION.....	8.050	8.050	40.00	.600	-	.200	-	1.150	-	-	-	-
ROOFERS, SLATE AND TILE..	8.050	8.050	40.00	.600	-	.200	-	1.150	-	-	-	-
SHEET-METAL WORKERS.....	8.780	8.780	40.00	.950	-	.800	-	.350	-	30.370	3.00%	-
STONEMASONS.....	9.750	10.250	40.00	.800	-	.800	-	-	-	-	.090	-
STRUCTURAL IRON WORKERS..	9.180	9.180	40.00	.700	-	13.500	-	.250	-	-	.050	-
TILE LAYERS.....	9.050	9.750	40.00	.700	-	18.800	-	-	-	-	-	-
<b>HELPERS AND LABORERS</b>												
BRICKLAYERS' TENDERS.....	7.750	7.750	40.00	.600	-	.700	-	-	-	-	.170	-
BUILDING LABORERS.....	7.500	7.500	40.00	.600	-	.700	-	-	-	-	.170	-
COMPOSITION ROOFERS' HELPERS.....	7.600	7.600	40.00	.600	-	.200	-	1.150	-	-	-	-
ELEVATOR CONSTRUCTORS' HELPERS.....	7.070	7.465	40.00	.495	-	.320	-	-	6.00	-	.020	-
MARBLE SETTERS' HELPERS..	8.350	8.710	40.00	.850	-	.250	-	-	-	-	-	-
PLASTERERS' LABORERS.....	7.750	7.750	40.00	.600	-	.700	-	-	-	-	.170	-
TERRAZZO WORKERS'.....	8.650	9.950	40.00	.250	-	.250	-	-	-	-	.050	-
TILE LAYERS' HELPERS.....	8.350	8.710	40.00	.850	-	.250	-	-	-	-	-	-
<b>HIGHWAY AND STREET CONSTRUCTION</b>												
<b>JOURNEYMEN</b>												
CARPENTERS.....	8.950	9.300	40.00	.500	-	.650	-	-	-	-	.020	-
CEMENT FINISHERS.....	9.750	10.250	40.00	.800	-	.800	-	-	-	-	.150	-
ENGINEERS--POWER EQUIPMENT OPERATORS:												
GROUP A--CRANES, POWER SHOVELS, DRAGLINES, BACKHOES, SHAFT HOISTS, GRADALLS.....	10.360	10.610	40.00	1.100	-	.800	-	-	-	-	.403	-
GROUP B--GRADERS, SCRAPERS, BULLDOZERS, ROLLERS, ASPHALT PAVERS..	10.240	10.490	40.00	1.100	-	.800	-	-	-	-	.403	-
GROUP C--PUMPS, COMPRESSORS, WELDING MACHINES, CONCRETE MIXERS.....	8.650	8.860	40.00	1.100	-	13.800	-	-	-	-	.403	-
STRUCTURAL IRON WORKERS..	9.180	9.180	40.00	.700	-	1.500	-	.250	-	-	.050	-
<b>HELPERS AND LABORERS</b>												
CONSTRUCTION LABORERS.....	7.500	7.500	40.00	.600	-	.700	-	-	-	-	.180	-

See footnotes at end of table.

**Table 20. Wage rates, hours, and employer contributions to funds: Selected cities—Continued**

(Union hourly wage rates and straight-time weekly hours and employer insurance, pension, vacation, and other contributions to funds in the building trades, July 1, 1975 and July 1, 1976)

CITY AND JOB CLASSIFICATION	JULY 1, 1975		JULY 1, 1976								
	RATE PER HOUR <sup>1</sup>	RATE PER HOUR <sup>1</sup>	HOURS PER WEEK <sup>2</sup>	EMPLOYER CONTRIBUTIONS TO FUNDS <sup>3</sup>							
				INSURANCE <sup>4</sup>		PENSION		VACATION		OTHER <sup>5</sup>	
				DOLLARS	PERCENT	DOLLARS	PERCENT	DOLLARS	PERCENT	DOLLARS	PERCENT
<b>NEW BEDFORD, MASS.—CONTINUED</b>											
OTHER HEAVY CONSTRUCTION											
JOURNEYMEN											
CARPENTERS.....	\$8.950	\$9.300	40.00	0.500	-	0.650	-	-	-	0.020	-
CEMENT FINISHERS.....	9.750	10.250	40.00	.800	-	.800	-	-	-	.150	-
ENGINEERS--POWER EQUIPMENT OPERATORS:											
GROUP A--CRANES, POWER SHOVELS, DRAGLINES, BACKHOES, SHAFT HOISTS, GRADALLS.....	10.360	10.610	40.00	1.100	-	.800	-	-	-	.403	-
GROUP B--GRADERS, SCRAPERS, BULLDOZERS, ROLLERS, ASPHALT PAVERS..	10.240	10.490	40.00	1.100	-	.800	-	-	-	.403	-
GROUP C--PUMPS, COMPRESSORS, WELDING MACHINES, CONCRETE MIXERS.....	8.650	8.860	40.00	1.100	-	.800	-	-	-	.403	-
STRUCTURAL IRON WORKERS..	9.180	9.180	40.00	.700	-	<sup>13</sup> 1.500	-	0.250	-	.050	-
HELPERS AND LABORERS											
CONSTRUCTION LABORERS....	7.500	7.500	40.00	.600	-	.700	-	-	-	.170	-
<b>NEW HAVEN, CONN.</b>											
BUILDING CONSTRUCTION											
JOURNEYMEN											
ASBESTOS WORKERS (MECHANICS).....	9.540	9.740	35.00	.650	-	.960	-	.600	-	-	-
BRICKLAYERS.....	9.350	9.550	40.00	.500	-	.500	-	-	-	-	-
POINTERS, CAULKERS AND CLEANERS.....	9.350	9.550	40.00	.500	-	.500	-	-	-	-	-
CARPENTERS.....	9.300	9.650	36.00	.650	-	.400	-	-	-	.050	-
LOCK BUILDERS.....	9.050	9.400	36.00	.650	-	.400	-	-	-	.050	-
FLOOR LAYERS.....	9.300	9.650	36.00	.650	-	.400	-	-	-	.050	-
CEMENT FINISHERS.....	9.350	9.550	40.00	.500	-	.500	-	-	-	-	-
ELECTRICIANS (INSIDE WIRERS).....	10.060	10.060	36.00	.800	-	.400	1.00%	-	-	-	<sup>31</sup> 6.50%
ELEVATOR CONSTRUCTORS.....	9.500	9.845	40.00	.495	-	.320	-	-	6.00%	.247	-
ENGINEERS--POWER EQUIPMENT OPERATORS:											
HEAVY EQUIPMENT:											
CRANES, STEEL.....	10.200	10.900	40.00	.450	-	.700	-	-	-	.581	-
SHOVELS.....	10.100	10.800	40.00	.450	-	.700	-	-	-	.581	-
DERRICKS.....	10.200	10.900	40.00	.450	-	.700	-	-	-	.581	-
MEDIUM EQUIPMENT:											
PITMAN MACHINES.....	9.750	10.450	40.00	.450	-	.700	-	-	-	.581	-
COMPRESSORS.....	8.950	9.350	40.00	.450	-	.700	-	-	-	.581	-
BULLDOZERS.....	9.550	10.200	40.00	.450	-	.700	-	-	-	.581	-
LIGHT EQUIPMENT:											
WELLS POINTS SYSTEMS, WELDING MACHINES, STEEL.....	8.950	9.350	40.00	.450	-	.700	-	-	-	.581	-
SMALL CONCRETE MIXERS (5 BAGS AND OVER)....	9.500	10.150	40.00	.450	-	.700	-	-	-	.581	-
LATHERS.....	9.570	9.570	35.00	.500	-	.300	-	-	-	.030	-
MARBLE SETTERS.....	9.350	9.550	40.00	.500	-	.500	-	-	-	-	-
MOSAIC AND TERRAZZO WORKERS.....	9.350	9.550	40.00	.500	-	.500	-	-	-	-	-
PAINTERS, GENERAL.....	8.500	8.800	36.00	.500	-	.600	-	-	-	.020	-
STRUCTURAL STEEL.....	8.750	9.050	36.00	.500	-	.600	-	-	-	.020	-
BRIDGES.....	11.550	12.000	40.00	.500	-	.600	-	-	-	.020	-
HEIGHT.....	9.500	9.800	36.00	.500	-	.600	-	-	-	.020	-
SPRAYS.....	11.250	11.550	36.00	.500	-	.600	-	-	-	.020	-
TAPERS.....	8.850	9.150	36.00	.500	-	.600	-	-	-	.020	-
PAPERHANGERS.....	9.000	9.300	36.00	.500	-	.600	-	-	-	.020	-
PIPEFITTERS.....	9.500	9.600	36.00	.750	-	1.080	-	.500	-	<sup>32</sup> 5.49	-
PLASTERERS.....	9.350	9.550	40.00	.500	-	.500	-	-	-	-	-
PLUMBERS.....	9.500	9.600	36.00	.750	-	1.080	-	.500	-	<sup>32</sup> 5.49	-
REINFORCING IRON WORKERS..	10.400	10.700	40.00	.550	-	.950	-	.400	-	.021	-
ROOFERS, COMPOSITION.....	9.000	9.400	35.00	1.050	-	.500	-	.250	-	.261	-
ROOFERS, TILE.....	9.250	9.650	35.00	1.050	-	.500	-	.250	-	.261	-
PRE-CAST SLABBERS.....	9.500	9.650	35.00	1.050	-	.500	-	.250	-	.261	-

See footnotes at end of table.

**Table 20. Wage rates, hours, and employer contributions to funds: Selected cities—Continued**

(Union hourly wage rates and straight-time weekly hours and employer insurance, pension, vacation, and other contributions to funds in the building trades, July 1, 1975 and July 1, 1976)

CITY AND JOB CLASSIFICATION	JULY 1, 1975		JULY 1, 1976								
	RATE PER HOUR <sup>1</sup>	RATE PER HOUR <sup>1</sup>	HOURS PER WEEK <sup>2</sup>	EMPLOYER CONTRIBUTIONS TO FUNDS <sup>3</sup>							
				INSURANCE <sup>4</sup>		PENSION		VACATION		OTHER <sup>5</sup>	
				DOLLARS	PERCENT	DOLLARS	PERCENT	DOLLARS	PERCENT	DOLLARS	PERCENT
<b>NEW HAVEN, CONN.</b>											
<b>-CONTINUED</b>											
<b>BUILDING CONSTRUCTION</b>											
<b>-CONTINUED</b>											
<b>JOURNEYMEN</b>											
<b>-CONTINUED</b>											
SHEET-METAL WORKERS.....	\$9.050	\$10.400	35.00	0.500	-	0.660	-	0.550	-	0.140	-
STONEMASONS.....	9.350	9.550	40.00	.500	-	.500	-	-	-	-	-
STRUCTURAL IRON WORKERS:											
ERECTORS & RIGGERS.....	10.400	10.700	40.00	.550	-	.950	-	.400	-	.021	-
FINISHERS.....	10.400	10.700	40.00	.550	-	.950	-	.400	-	.021	-
TILE LAYERS.....	9.350	9.550	40.00	.500	-	.500	-	-	-	-	-
<b>HELPERS AND LABORERS</b>											
BRICKLAYERS' TENDERS.....	7.250	7.750	40.00	.500	-	.450	-	-	-	.150	-
BUILDING LABORERS.....	7.000	7.500	40.00	.500	-	.450	-	-	-	.150	-
ELEVATOR CONSTRUCTORS <sup>6</sup>											
HELPERS.....	6.650	6.890	40.00	.495	-	.320	-	-	6.00	.247	-
MARBLE SETTERS' HELPERS.....	8.400	8.650	35.00	.500	-	.500	-	-	-	-	-
PLASTERERS' LABORERS.....	7.250	7.750	40.00	.500	-	.450	-	-	-	.150	-
TERRAZZO WORKERS <sup>7</sup>											
HELPERS.....	8.400	8.650	35.00	.500	-	.500	-	-	-	-	-
TERRAZZO MACHINE OPERATORS.....	8.650	8.900	35.00	.500	-	.500	-	-	-	-	-
TILE LAYERS' HELPERS.....	8.400	8.650	35.00	.500	-	.500	-	-	-	-	-
<b>HIGHWAY AND STREET CONSTRUCTION</b>											
<b>JOURNEYMEN</b>											
CARPENTERS.....	9.050	9.150	40.00	.650	-	.400	-	.250	-	.158	-
CEMENT FINISHERS.....	8.500	8.750	40.00	.500	-	.500	-	-	-	-	-
ENGINEERS--POWER EQUIPMENT OPERATORS:											
HEAVY EQUIPMENT:											
SHOVELS, PILEDRIVERS, DRAGLINES.....	10.090	10.790	40.00	.450	-	.700	-	-	-	.581	-
MEDIUM EQUIPMENT:											
GRADER OPERATORS.....	9.480	10.140	40.00	.450	-	.700	-	-	-	.581	-
PUMP-CRETE OPERATORS, EUCLID LOADERS, JOY DRILL OPERATORS.....	9.790	10.470	40.00	.450	-	.700	-	-	-	.581	-
BULLDOZERS.....	9.310	9.960	40.00	.450	-	.700	-	-	-	.581	-
LIGHT EQUIPMENT:											
WELLS POINT SYSTEMS..	8.950	9.360	40.00	.450	-	.700	-	-	-	.581	-
POWER CHIPPERS.....	9.130	9.760	40.00	.450	-	.700	-	-	-	.581	-
PUMP OPERATORS.....	8.530	8.920	40.00	.450	-	.700	-	-	-	.581	-
OILERS.....	8.210	8.580	40.00	.450	-	.700	-	-	-	.581	-
STRUCTURAL IRON WORKERS..	10.400	10.700	40.00	.550	-	.950	-	.400	-	.061	-
<b>HELPERS AND LABORERS</b>											
CONSTRUCTION LABORERS....	7.000	7.500	40.00	.500	-	.450	-	-	-	.150	-
<b>OTHER HEAVY CONSTRUCTION</b>											
<b>JOURNEYMEN</b>											
CARPENTERS.....	9.050	9.150	40.00	.650	-	.400	-	.250	-	.158	-
CEMENT FINISHERS.....	8.500	8.750	40.00	.500	-	.500	-	-	-	-	-
ENGINEERS--POWER EQUIPMENT OPERATORS:											
HEAVY EQUIPMENT:											
SHOVELS, PILEDRIVERS, DRAGLINES.....	10.090	10.790	40.00	.450	-	.700	-	-	-	.581	-
MEDIUM EQUIPMENT:											
GRADER OPERATORS.....	9.480	10.140	40.00	.450	-	.700	-	-	-	.581	-
PUMP-CRETE OPERATORS, EUCLID LOADERS, JOY DRILL OPERATORS.....	9.790	10.470	40.00	.450	-	.700	-	-	-	.581	-
BULLDOZERS.....	9.310	9.960	40.00	.450	-	.700	-	-	-	.581	-
LIGHT EQUIPMENT:											
WELLS POINT SYSTEMS..	8.950	9.360	40.00	.450	-	.700	-	-	-	.581	-
POWER CHIPPERS.....	9.130	9.760	40.00	.450	-	.700	-	-	-	.581	-
PUMP OPERATORS.....	8.530	8.920	40.00	.450	-	.700	-	-	-	.581	-
OILERS.....	8.210	8.580	40.00	.450	-	.700	-	-	-	.581	-

See footnotes at end of table.



**Table 20. Wage rates, hours, and employer contributions to funds: Selected cities—Continued**

(Union hourly wage rates and straight-time weekly hours and employer insurance, pension, vacation, and other contributions to funds in the building trades, July 1, 1975 and July 1, 1976)

CITY AND JOB CLASSIFICATION	JULY 1, 1975		JULY 1, 1976									
	RATE PER HOUR <sup>1</sup>	RATE PER HOUR <sup>1</sup>	HOURS PER WEEK <sup>2</sup>	EMPLOYER CONTRIBUTIONS TO FUNDS <sup>3</sup>								
				INSURANCE <sup>4</sup>		PENSION		VACATION		OTHER <sup>5</sup>		
				DOLLARS	PERCENT	DOLLARS	PERCENT	DOLLARS	PERCENT	DOLLARS	PERCENT	
NEW HAVEN, CONN. -CONTINUED												
OTHER HEAVY CONSTRUCTION -CONTINUED												
JOURNEYMEN -CONTINUED												
STRUCTURAL IRON WORKERS..	\$10.400	\$10.700	40.00	0.550	-	0.950	-	0.400	-	0.061	-	
HELPERS AND LABORERS												
CONSTRUCTION LABORERS....	7.000	7.500	40.00	.500	-	.450	-	-	-	.150		
NEW ORLEANS, LA.												
BUILDING CONSTRUCTION												
JOURNEYMEN												
ASBESTOS WORKERS.....	6.450	7.600	40.00	.450	-	1.000	-	.800	-	-	-	
BOILERMAKER.....	8.000	9.000	40.00	.500	-	1.000	-	-	-	-	-	
BRICKLAYERS.....	9.050	9.840	40.00	.250	-	.200	-	-	-	.035	-	
CLEANERS, POINTERS, CAULKERS.....	9.950	9.840	40.00	.250	-	.200	-	-	-	.035	-	
CARPENTERS, GENERAL.....	8.670	9.220	40.00	.350	-	.300	-	.150	-	-	-	
MILLWRIGHTS.....	9.140	9.560	40.00	.350	-	.300	-	.150	-	-	-	
PILEDRIEVS.....	8.770	9.320	40.00	.350	-	.300	-	.150	-	-	-	
CEMENT FINISHERS.....	8.235	8.915	40.00	.350	-	.300	-	.150	-	-	-	
ELECTRICIANS (INSIDE WIRERS).....	9.529	9.785	40.00	.300	-	.300	1.00%	-	6.00%	-	-	
ELEVATOR CONSTRUCTORS....	8.490	9.285	40.00	.495	-	.320	-	-	6.00%	.020	2.40%	
ENGINEERS--POWER EQUIP- MENT OPERATORS:												
HEAVY EQUIPMENT-- CRANES, DERRICKS, DRAGLINES, SCRAPERS, HOISTS (2 DRUMS), BULLDOZERS (D-6 AND LARGER), MIXERS (OVER 16 S), SHOVELS TRENCHING MACHINES, PILEDRIEVS.....	8.670	9.360	40.00	.250	-	.480	-	-	-	-	-	
LIGHT EQUIPMENT--AIR COMPRESSORS, PUMPS (OVER 3 IN.), MIXERS (16S AND SMALLER), FINISHING MACHINES, BULLDOZERS (SMALLER THAN D6).....	7.420	7.990	40.00	.250	-	.480	-	-	-	-	-	
GILERS (DRIVERS).....	6.870	7.400	40.00	.250	-	.480	-	-	-	-	-	
GILERS.....	6.510	7.020	40.00	.250	-	.480	-	-	-	-	-	
GLAZIERS.....	8.125	8.750	40.00	.170	-	.300	-	.125	-	-	-	
LATHERS.....	7.780	8.230	40.00	.200	-	.300	-	.250	-	.080	-	
MACHINISTS.....	7.190	7.830	40.00	.250	-	.150	-	-	-	-	-	
MARBLE SETTERS.....	9.050	9.840	40.00	.250	-	.200	-	-	-	.035	-	
MOSAIC AND TERRAZZO WORKERS.....	8.000	8.600	40.00	.250	-	-	-	.100	-	-	-	
PAINTERS, COMMERCIAL....	6.975	7.775	40.00	.275	-	.300	-	-	-	-	-	
STEEL OR SWING SPRAY..	7.350	8.150	40.00	.275	-	.300	-	-	-	-	-	
SPRAY.....	7.350	8.150	40.00	.275	-	.300	-	-	-	-	-	
RESIDENTIAL.....	6.975	7.775	40.00	.275	-	.300	-	-	-	-	-	
INDUSTRIAL.....	8.225	9.025	40.00	.275	-	.300	-	-	-	-	-	
PAPERHANGERS.....	6.975	7.750	40.00	.275	-	.300	-	-	-	-	-	
PIPEFITTERS.....	9.200	9.800	40.00	.450	-	.750	-	.500	-	.140	-	
PLASTERERS.....	7.750	8.100	40.00	.400	-	.200	-	6.350	-	.080	-	
PLUMBERS.....	9.200	9.800	40.00	.450	-	.750	-	.500	-	.140	-	
ROOFERS, COMPOSITION....	7.560	7.960	40.00	.450	-	.450	-	.100	-	.450	-	
ROOFERS, SLATE AND TILE, DAMP AND WATERPROOFERS.	7.560	7.960	40.00	.450	-	.450	-	.100	-	.450	-	
SHEET-METAL WORKERS.....	8.310	8.810	40.00	.400	-	.600	-	.500	-	.065	3.00	
STONEMASONS.....	9.050	9.840	40.00	.250	-	.200	-	-	-	.035	-	
STRUCTURAL-IRON WORKERS..	8.830	9.610	40.00	.300	-	.350	-	.150	-	.040	-	
TILE LAYERS.....	8.000	8.600	40.00	.250	-	-	-	.100	-	-	-	
HELPERS AND LABORERS												
BRICKLAYERS' TENDERS....	6.040	6.890	40.00	.150	-	.200	-	-	-	.050	-	
MORTAR MIXERS.....	6.140	6.990	40.00	.150	-	.200	-	-	-	.050	-	

See footnotes at end of table.

**Table 20. Wage rates, hours, and employer contributions to funds: Selected cities—Continued**

(Union hourly wage rates and straight-time weekly hours and employer insurance, pension, vacation, and other contributions to funds in the building trades, July 1, 1975 and July 1, 1976)

CITY AND JOB CLASSIFICATION	JULY 1, 1975		HOURS PER WEEK <sup>2</sup>	JULY 1, 1976							
	RATE PER HOUR <sup>1</sup>	RATE PER HOUR <sup>1</sup>		EMPLOYER CONTRIBUTIONS TO FUNDS <sup>3</sup>							
				INSURANCE <sup>4</sup>		PENSION		VACATION		OTHER <sup>5</sup>	
				DOLLARS	PERCENT	DOLLARS	PERCENT	DOLLARS	PERCENT	DOLLARS	PERCENT
<b>NEW ORLEANS, LA.</b>											
<b>-CONTINUED</b>											
<b>BUILDING CONSTRUCTION</b>											
<b>-CONTINUED</b>											
<b>HELPERS AND LABORERS</b>											
<b>-CONTINUED</b>											
BUILDING LABORERS.....	\$5.910	\$6.740	40.00	0.150	-	0.200	-	-	-	0.050	-
ELEVATOR CONSTRUCTORS'											
HELPERS.....	5.940	6.500	40.00	.495	-	.320	-	-	6.00	.020	2.40
MAPBLE SETTERS' HELPERS..	6.050	6.550	40.00	.250	-	-	-	0.100	-	.100	-
PLASTERERS' LABORERS.....	6.030	6.880	40.00	.150	-	.200	-	-	-	.050	-
MORTAR MIXERS (MACHINE OR HAND).....	6.130	6.980	40.00	.150	-	.200	-	-	-	.050	-
TERRAZZO WORKERS'											
HELPERS.....	6.050	6.050	40.00	.250	-	-	-	.100	-	.100	-
BASE MACHINES.....	6.450	6.950	40.00	.250	-	-	-	.100	-	.100	-
FLOOR MACHINES.....	6.200	6.700	40.00	.250	-	-	-	.100	-	.100	-
BUFFERS.....	6.100	6.600	40.00	.250	-	-	-	.100	-	.100	-
TILE LAYERS' HELPERS.....	6.050	6.550	40.00	.250	-	-	-	.100	-	.100	-
<b>HIGHWAY AND STREET CONSTRUCTION</b>											
<b>JOURNEYMEN</b>											
CARPENTERS.....	8.820	9.220	40.00	.350	-	.300	-	.150	-	-	-
CEMENT FINISHERS.....	6.900	8.450	40.00	.350	-	.300	-	-	-	-	-
ENGINEERS--POWER EQUIPMENT OPERATORS:											
CRANES OVER 60 TONS...	8.450	9.130	40.00	.250	-	.480	-	-	-	-	-
CRANES, 125 FT. BOOM..	8.450	9.130	40.00	.250	-	.480	-	-	-	-	-
CRANES, 175 FT. BOOM..	8.700	9.380	40.00	.250	-	.480	-	-	-	-	-
HEAVY DUTY OPERATORS..	8.200	8.880	40.00	.250	-	.480	-	-	-	-	-
MEDIUM DUTY OPERATORS.	7.200	7.790	40.00	.250	-	.480	-	-	-	-	-
LIGHT DUTY OPERATORS..	6.880	7.450	40.00	.250	-	.480	-	-	-	-	-
MECHANIC HELPERS,											
BATCH PLANT OPERATORS	6.270	6.780	40.00	.250	-	.480	-	-	-	-	-
OILERS.....	5.990	6.480	40.00	.250	-	.480	-	-	-	-	-
FIREMEN.....	7.200	7.790	40.00	.250	-	.480	-	-	-	-	-
OPERATING STEAM VALVES.....	7.450	8.040	40.00	.250	-	.480	-	-	-	-	-
OILERS ON CRANES USING STEAM TO DRIVE PILES..	6.240	6.730	40.00	.250	-	.480	-	-	-	-	-
STRUCTURAL IRON WORKERS..	8.470	9.270	40.00	.300	-	.350	-	-	-	-	-
<b>HELPERS AND LABORERS</b>											
CONSTRUCTION LABORERS....	4.900	5.450	40.00	.150	-	.200	-	-	-	.050	-
PAKERS.....	5.000	5.550	40.00	.150	-	.200	-	-	-	.050	-
FORMSETTERS.....	5.450	5.730	40.00	.150	-	.200	-	-	-	.050	-
POWDERMEN.....	5.700	6.250	40.00	.150	-	.200	-	-	-	.050	-
<b>OTHER HEAVY CONSTRUCTION</b>											
<b>JOURNEYMEN</b>											
CARPENTERS											
CARPENTERS.....	8.820	9.220	40.00	.350	-	.300	-	.150	-	-	-
CEMENT FINISHERS.....	6.950	8.450	40.00	.350	-	.300	-	.150	-	-	-
ENGINEERS--POWER EQUIPMENT OPERATORS:											
CRANES OVER 60 TONS...	8.730	9.430	40.00	.250	-	.480	-	-	-	-	-
CRANES, 125 FT. BOOM..	8.730	9.430	40.00	.250	-	.480	-	-	-	-	-
CRANES, 175 FT. BOOM..	8.980	9.680	40.00	.250	-	.480	-	-	-	-	-
HEAVY DUTY OPERATORS..	8.480	9.180	40.00	.250	-	.480	-	-	-	-	-
MEDIUM DUTY OPERATORS.	7.500	8.120	40.00	.250	-	.480	-	-	-	-	-
LIGHT DUTY OPERATORS..	7.160	7.750	40.00	.250	-	.480	-	-	-	-	-
MECHANIC HELPERS,											
BATCH PLANT OPERATORS	6.550	7.080	40.00	.250	-	.480	-	-	-	-	-
OILERS.....	6.270	6.780	40.00	.250	-	.480	-	-	-	-	-
FIREMEN.....	7.480	8.150	40.00	.250	-	.480	-	-	-	-	-
OPERATING STEAM VALVES.....	7.730	8.400	40.00	.250	-	.480	-	-	-	-	-
OILERS ON CRANES USING STEAM TO DRIVE PILES..	6.520	7.030	40.00	.250	-	.480	-	-	-	-	-
STRUCTURAL IRON WORKERS..	8.720	10.170	40.00	.300	-	.350	-	-	-	-	-

See footnotes at end of table.

**Table 20. Wage rates, hours, and employer contributions to funds: Selected cities—Continued**

(Union hourly wage rates and straight-time weekly hours and employer insurance, pension, vacation, and other contributions to funds in the building trades, July 1, 1975 and July 1, 1976)

CITY AND JOB CLASSIFICATION	JULY 1, 1975		JULY 1, 1976								
	RATE PER HOUR <sup>1</sup>	RATE PER HOUR <sup>1</sup>	HOURS PER WEEK <sup>2</sup>	EMPLOYER CONTRIBUTIONS TO FUNDS <sup>3</sup>							
				INSURANCE <sup>4</sup>		PENSION		VACATION		OTHER <sup>5</sup>	
				DOLLARS	PERCENT	DOLLARS	PERCENT	DOLLARS	PERCENT	DOLLARS	PERCENT
<b>NEW ORLEANS, LA.</b>											
<b>-CONTINUED</b>											
<b>OTHER HEAVY CONSTRUCTION</b>											
<b>-CONTINUED</b>											
HELPPERS AND LABORERS											
CONSTRUCTION LABORERS.....	\$5.350	\$6.050	40.00	0.150	-	0.200	-	-	-	-	-
PAKERS.....	5.550	6.250	40.00	.150	-	.200	-	-	-	-	
FORMSETTERS.....	5.950	6.665	40.00	.150	-	.200	-	-	-	-	
POWDERMEN.....	6.200	7.000	49.00	.150	-	.200	-	-	-	-	
<b>NEW YORK, N.Y.</b>											
<b>BUILDING CONSTRUCTION</b>											
<b>JOURNEYMEN</b>											
ASBESTOS WORKERS.....	9.700	10.450	35.00	-	6.20%	-	7.50%	-	12.00%	0.020	-
BOILERMAKERS.....	10.570	11.520	35.00	-	5.00	-	15.00	-	7.00	-	-
BRICKLAYERS.....	9.990	10.690	35.00	1.130	-	3.380	-	0.300	-	.070	-
CARPENTERS.....	10.390	10.920	35.00	1.250	-	1.730	-	.650	-	.080	-
MILLWRIGHTS.....	10.390	10.920	35.00	1.250	-	1.730	-	.650	-	.080	-
WHARF AND BRIDGE.....	10.390	10.920	40.00	1.250	-	1.730	-	.710	-	.080	-
CEMENT FINISHERS.....	9.500	9.500	35.00	1.360	-	1.130	-	1.750	-	.030	-
ELECTRICIANS (INSIDE WIRERS).....	11.500	12.250	35.00	-	4.60	.571	3.40	-	5.70	.429	<sup>33</sup> 0.50%
ELEVATOR CONSTRUCTORS.....	10.120	10.760	35.00	.545	-	1.493	-	-	-	28.020	-
ENGINEERS--POWER EQUIPMENT OPERATORS:											
AGREEMENT A:											
CRANES AND 2-DRUM DERRICKS.....	11.600	11.660	35.00	.930	-	1.950	-	.700	-	.020	-
DOUBLE DRUM HOISTS.....	11.600	11.740	35.00	.930	-	1.950	-	.700	-	.020	-
CRANES (STRUCTURAL STEEL).....	11.520	11.740	35.00	.930	-	1.950	-	.700	-	.020	-
SHOVELS.....	11.510	11.660	35.00	.930	-	1.950	-	.700	-	.020	-
PILEDRIVERS.....	10.990	11.110	35.00	.930	-	1.950	-	.700	-	.020	-
HOISTS.....	10.950	11.010	35.00	.930	-	1.950	-	.700	-	.020	-
WELDING MACHINES.....	10.950	11.010	35.00	.930	-	1.950	-	.700	-	.020	-
COMPRESSORS.....	10.950	11.010	35.00	.930	-	1.950	-	.700	-	.020	-
CONCRETE BUCKETS (STONE DERRICK).....	11.440	11.440	35.00	.930	-	1.950	-	.700	-	.020	-
CRANES (DIGGING BUCKET).....	11.200	11.330	35.00	.930	-	1.950	-	.700	-	.020	-
CONCRETE MIXERS, POWER HOUSES.....	10.500	10.590	35.00	.930	-	1.950	-	.700	-	.020	-
PORTABLE COMPRESSORS, 3 OR MORE IN BATTERY.....	9.830	9.890	35.00	.930	-	1.950	-	.700	-	.020	-
CONCRETE PUMPS.....	10.280	10.360	35.00	.930	-	1.950	-	.700	-	.020	-
AGREEMENT B:											
SCRAPERS, TOURNAPULLS, MOTOR PATROLS, BULLDOZERS.....	11.240	11.780	40.00	.700	-	.500	-	.700	-	.140	-
TRACTORS, LOCOMOTIVES (10 TONS AND UNDER), ROAD FINISHING MACHINES, MIXERS UNDER 21E.....	11.050	11.580	40.00	.700	-	.500	-	.700	-	.140	-
OILERS.....	10.630	11.130	40.00	.700	-	.500	-	.700	-	.140	-
OILERS (STEEL EREC.).....	10.700	11.270	40.00	.700	-	.500	-	.700	-	.140	-
FIREMEN.....	11.050	11.580	40.00	.700	-	.500	-	.700	-	.140	-
MAINTENANCE ENGINEERS.....	11.240	11.780	40.00	.700	-	.500	-	.700	-	.140	-
STEEL ERECTION.....	11.300	11.900	40.00	.700	-	.500	-	.700	-	.140	-
CHERRY-PICKERS 20 TONS AND OVER, LOADERS 6 CU YDS AND OVER.....	11.520	12.070	40.00	.700	-	.500	-	.700	-	.140	-
PARTY CHIEF.....	10.150	10.630	35.00	.700	-	.500	-	.700	-	.140	-
TRANSITMEN.....	8.810	9.210	35.00	.700	-	.500	-	.700	-	.140	-
RODMEN.....	6.600	6.880	35.00	.700	-	.500	-	.700	-	.140	-
GLAZIERS.....	9.600	10.300	35.00	.066	-	1.660	-	.370	-	-	-
LATHERS:											
WOOD:											
BRONX, MANHATTAN, AND STATEN ISLAND.....	9.400	9.400	35.00	-	-	.250	-	-	-	-	-
BROOKLYN.....	10.100	10.100	35.00	.945	-	1.985	-	.750	-	.070	-
WOOD, WIRE AND METAL:											
NASSAU-SUPPOLK.....	11.340	11.340	35.00	.940	-	.200	-	-	-	.100	-
METAL.....	10.100	10.100	35.00	.945	-	1.985	-	.750	-	.070	-

See footnotes at end of table.

**Table 20. Wage rates, hours, and employer contributions to funds: Selected cities—Continued**

(Union hourly wage rates and straight-time weekly hours and employer insurance, pension, vacation, and other contributions to funds in the building trades, July 1, 1975 and July 1, 1976)

CITY AND JOB CLASSIFICATION	JULY 1, 1975		JULY 1, 1976								
	RATE PER HOUR <sup>1</sup>	RATE PER HOUR <sup>1</sup>	HOURS PER WEEK <sup>2</sup>	EMPLOYER CONTRIBUTIONS TO FUNDS <sup>3</sup>							
				INSURANCE <sup>4</sup>		PENSION		VACATION		OTHER <sup>5</sup>	
				DOLLARS	PERCENT	DOLLARS	PERCENT	DOLLARS	PERCENT	DOLLARS	PERCENT
<b>NEW YORK, N.Y.</b>											
<b>-CONTINUED</b>											
<b>BUILDING CONSTRUCTION</b>											
<b>-CONTINUED</b>											
<b>JOURNEYMEN</b>											
<b>-CONTINUED</b>											
MARBLE SETTERS & CUTTERS. MOSAIC AND TERRAZZO WORKERS.....	\$ 8.200	\$ 8.550	35.00	0.610	-	1.210	-	0.950	-	0.740	-
PAINTERS.....	9.450	10.030	35.00	.760	-	1.500	-	-	-	.620	-
SWING STAGE.....	8.000	8.730	35.00	-	7.50%	.571	6.50%	-	3.00%	-	-
DECORATORS AND GRAINERS.....	9.710	10.600	35.00	-	7.50	.571	6.50	-	3.00	-	-
STRUCTURAL STEEL.....	10.000	10.780	35.00	-	7.50	.571	6.50	-	3.00	-	-
PIPEFITTERS.....	9.730	10.460	35.00	-	8.00	-	14.00	-	-	1.400	4.00%
PLASTERERS:	8.995	10.070	35.00	.750	-	.120	-	.860	-	2.020	-
ASTORIA, BROOKLYN, GREAT NECK, JAMAICA, LONG ISLAND.....	8.700	9.550	35.00	1.100	-	-	-	1.400	-	-	-
BRONX, MANHATTAN, AND RICHMOND.....	8.550	9.250	35.00	1.100	-	.800	-	.900	-	.140	-
FLUSHING.....	8.700	9.100	35.00	1.100	-	-	-	1.300	-	.140	-
PLUMBERS.....	9.500	10.100	35.00	2.610	-	-	-	.720	-	1.440	-
RICHMOND.....	9.750	9.950	35.00	.850	-	1.830	-	1.050	-	.469	-
BROOKLYN.....	9.710	9.910	35.00	.890	-	1.440	-	.890	-	1.297	-
REINFORCING IRON WORKERS --NYC ONLY.....	10.100	10.100	35.00	.945	-	1.985	-	.750	-	.070	-
ROOFERS, COMPOSITON.....	9.000	9.350	35.00	1.090	-	2.450	-	1.150	-	-	-
ROOFERS, SLATE, AND TILE..	9.700	9.700	35.00	.500	-	1.400	-	1.400	-	-	-
BROOKLYN, QUEENS, AND LONG ISLAND.....	10.600	10.820	35.00	.550	-	1.750	-	1.200	-	-	-
SHEET-METAL WORKERS.....	11.670	11.670	35.00	1.110	3.00	.790	3.00	.050	3.00	.350	-
STONEMASONS.....	9.750	10.250	35.00	.500	-	1.000	-	-	-	-	-
STONESETTERS (NEW YORK AND LONG ISLAND).....	9.170	10.520	35.00	1.090	-	1.960	-	1.500	-	.600	-
STRUCTURAL IRON WORKERS:											
MANHATTAN.....	10.000	11.400	40.00	1.350	-	2.450	-	1.350	-	.150	-
BROOKLYN, QUEENS, NASSAU, AND SUFFOLK...	10.000	10.900	40.00	1.350	-	2.450	-	1.350	-	.110	-
FINISHERS.....	9.240	10.240	35.00	.860	-	2.350	-	.780	-	.140	-
TILE LAYERS.....	8.400	8.750	40.00	.800	-	2.100	-	-	-	.050	-
<b>HELPERS AND LABORERS</b>											
BRICKLAYERS' TENDERS.....	8.850	9.000	35.00	.687	-	1.395	-	-	-	.010	-
CONCRETE LABORERS.....	7.100	7.700	35.00	.802	-	1.352	-	1.200	-	.040	-
HELPERS.....	7.590	8.070	35.00	.545	-	1.493	-	-	27	.020	-
ELEVATOR CONSTRUCTORS'											
MARBLE SETTERS' HELPERS..	7.830	8.030	35.00	.610	-	1.160	-	.950	-	.540	-
PLASTERERS' LABORERS.....	7.900	8.250	35.00	.900	-	1.000	-	.350	-	-	-
BROOKLYN.....	8.200	8.200	40.00	2.450	-	-	-	.800	-	-	-
QUEENS, NASSAU, AND SUFFOLK COUNTIES.....	7.900	8.750	40.00	1.400	-	-	-	1.150	-	.150	-
ROOFERS' HELPERS.....	7.900	7.900	35.00	.500	-	1.000	-	1.000	-	-	-
PLUMBERS' LABORERS.....	8.150	8.450	40.00	1.320	-	1.430	-	-	-	.040	-
TERRAZZO WORKERS.....	7.960	8.840	35.00	.760	-	1.500	-	-	-	.610	-
GRINDERS.....	8.110	8.990	35.00	.760	-	1.500	-	-	-	.610	-
TILE LAYERS' HELPERS.....	7.580	7.860	40.00	.530	-	.770	-	.500	-	.040	-
<b>HIGHWAY AND STREET CONSTRUCTION</b>											
<b>JOURNEYMEN</b>											
CARPENTERS.....	10.390	10.920	40.00	1.250	-	1.730	-	.650	-	.080	-
PILEDRIVERS.....	10.390	10.920	40.00	1.250	-	1.730	-	.710	-	.080	-
TIMBERMEN.....	9.450	9.930	40.00	1.250	-	1.730	-	.650	-	.080	-
CEMENT FINISHERS.....	9.500	9.500	35.00	1.360	-	1.130	-	1.750	-	.030	-
ENGINEERS--POWER EQUIPMENT OPERATORS:											
AGREEMENT A:											
HEAVY EQUIPMENT--STEEL ERECTION (CRANES AND 2-DRUM DERRICKS).....	11.600	11.740	40.00	.930	-	1.950	-	.700	-	.020	-
PILEDRIVERS.....	10.990	11.110	40.00	.930	-	1.950	-	.700	-	.020	-
SHOVELS.....	11.510	11.660	40.00	.930	-	1.950	-	.700	-	.020	-
CRANES (DIGGING BUCKETS).....	11.200	11.330	40.00	.930	-	1.950	-	.700	-	.020	-

See footnotes at end of table.

**Table 20. Wage rates, hours, and employer contributions to funds: Selected cities—Continued**

(Union hourly wage rates and straight-time weekly hours and employer insurance, pension, vacation, and other contributions to funds in the building trades, July 1, 1975 and July 1, 1976)

CITY AND JOB CLASSIFICATION	JULY 1, 1975	JULY 1, 1976									
	RATE PER HOUR <sup>1</sup>	RATE PER HOUR <sup>1</sup>	HOURS PER WEEK <sup>2</sup>	EMPLOYER CONTRIBUTIONS TO FUNDS <sup>3</sup>							
				INSURANCE <sup>4</sup>		PENSION		VACATION		OTHER <sup>5</sup>	
				DOLLARS	PERCENT	DOLLARS	PERCENT	DOLLARS	PERCENT	DOLLARS	PERCENT
<b>NEW YORK, N.Y.—CONTINUED</b>											
HIGHWAY AND STREET CONSTRUCTION -CONTINUED											
JOURNEYMEN -CONTINUED											
ENGINEERS—POWER EQUIPMENT OPERATORS—CONTINUED											
MEDIUM EQUIPMENT:											
CRANES.....	\$11.430	\$11.580	40.00	0.930	-	1.950	-	0.700	-	0.020	-
MIXERS.....	10.500	10.590	40.00	.930	-	1.950	-	.700	-	.020	-
POWER HOUSE (LOW PRESSURE).....	10.500	10.590	40.00	.930	-	1.950	-	.700	-	.020	-
LIGHT EQUIPMENT:											
PORTABLE COMPRESSORS (3 IN BATTERY).....	10.280	10.360	40.00	.930	-	1.950	-	.700	-	.020	-
CONCRETE PUMPS.....	10.280	10.360	40.00	.930	-	1.950	-	.700	-	.020	-
DOUBLE DRUM HOISTS..	10.280	10.360	40.00	.930	-	1.950	-	.700	-	.020	-
AGREEMENT B:											
SCRAPERS, TURNAPULLS, MOTOR PATROLS.....	11.240	11.780	40.00	.700	-	.500	-	.700	-	.140	-
LOCOMOTIVES (LESS THAN 10 TONS), ROAD FINISHING MACHINES, MIXERS UNDER 21E....	11.050	11.580	40.00	.700	-	.500	-	.700	-	.140	-
OILERS.....	10.630	11.130	40.00	.700	-	.500	-	.700	-	.140	-
STRUCTURAL STEEL.....	10.700	11.270	40.00	.700	-	.500	-	.700	-	.140	-
MAINTENANCE ENGINEERS	11.240	11.780	40.00	.700	-	.500	-	.700	-	.140	-
STRUCTURAL STEEL.....	11.300	11.900	40.00	.700	-	.500	-	.700	-	.140	-
CHEPPY PICKERS (20 T AND OVER), LOADERS (OVER 6 CU. YDS.)...	11.520	12.070	40.00	.700	-	.500	-	.700	-	.140	-
FIREMEN.....	11.050	11.580	40.00	.700	-	.500	-	.700	-	.140	-
PARTY CHIEF.....	10.220	10.700	35.00	.700	-	.500	-	.700	-	.140	-
TRANSIMEN.....	8.760	9.160	35.00	.700	-	.500	-	.700	-	.140	-
RODMEN.....	7.790	8.130	35.00	.700	-	.500	-	.700	-	.140	-
STRUCTURAL IRON WORKERS..	10.000	11.400	40.00	1.350	-	2.450	-	1.350	-	1.150	-
FINISHERS.....	9.240	10.240	35.00	.860	-	2.350	-	.780	-	.140	-
HELPERS AND LABORERS											
CONSTRUCTION LABORERS:											
AGREEMENT A.....	8.770	9.320	40.00	.600	-	1.000	-	-	-	9.540	-
AGREEMENT B.....	6.900	7.100	40.00	-	10.00%	-	13.00%	.750	-	18	-
CONCRETE AND CURB FORM SETTERS.....	7.500	7.700	40.00	-	10.00	-	13.00	.750	-	18	-
ROLLER BOYS.....	7.300	7.500	40.00	-	10.00	-	13.00	.750	-	18	-
JACKHAMMER AND DRILLMEN.....	6.900	7.100	40.00	-	10.00	-	13.00	.750	-	18	-
CURBSETTERS AND FLAGGERS..	10.900	10.900	35.00	.600	-	1.000	-	-	-	9.540	-
OTHER HEAVY CONSTRUCTION											
JOURNEYMEN											
CARPENTERS.....	10.390	10.920	40.00	1.250	-	1.730	-	.650	-	.080	-
PILEDRIVERS.....	10.390	10.920	40.00	1.250	-	1.730	-	.710	-	.080	-
TIMBERMEN.....	9.450	9.930	40.00	1.250	-	1.730	-	.650	-	.080	-
CEMENT FINISHERS.....	9.500	9.500	35.00	1.360	-	1.130	-	1.750	-	0.30	-
ENGINEERS—POWER EQUIPMENT OPERATORS:											
AGREEMENT A:											
HEAVY EQUIPMENT											
CRANES AND 2-DRUM DERRICKS (STEEL)....	11.600	11.740	40.00	.930	-	1.950	-	.700	-	.020	-
CRANES (DIGGING BUCKETS).....	11.200	11.330	40.00	.930	-	1.950	-	.700	-	.020	-
MEDIUM EQUIPMENT:											
CRANES.....	11.430	11.580	40.00	.930	-	1.950	-	.700	-	.020	-
MIXERS.....	10.500	10.590	40.00	.930	-	1.950	-	.700	-	.020	-
POWER HOUSES (LOW PRESSURE).....	10.500	10.590	40.00	.930	-	1.950	-	.700	-	.020	-
LIGHT EQUIPMENT:											
PORTABLE COMPRESSORS (3 IN BATTERY).....	10.280	10.360	40.00	.930	-	1.950	-	.700	-	.020	-
CONCRETE PUMPS.....	10.280	10.360	40.00	.930	-	1.950	-	.700	-	.020	-
DOUBLE DRUM HOISTS..	10.280	10.360	40.00	.930	-	1.950	-	.700	-	.020	-
SCRAPERS, TURNAPULLS, MOTOR PATROLS.....	11.240	11.780	40.00	.700	-	.500	-	.700	-	.140	-
LOCOMOTIVES (LESS THAN 10 TONS), ROAD FINISHING MACHINES, MIXERS UNDER 21E.....	11.050	11.580	40.00	.700	-	.500	-	.700	-	.140	-

See footnotes at end of table.

**Table 20. Wage rates, hours, and employer contributions to funds: Selected cities—Continued**

(Union hourly wage rates and straight-time weekly hours and employer insurance, pension, vacation, and other contributions to funds in the building trades, July 1, 1975 and July 1, 1976)

CITY AND JOB CLASSIFICATION	JULY 1, 1975		JULY 1, 1976								
	RATE PER HOUR <sup>1</sup>	RATE PER HOUR <sup>1</sup>	HOURS PER WEEK <sup>2</sup>	EMPLOYER CONTRIBUTIONS TO FUNDS <sup>3</sup>							
				INSURANCE <sup>4</sup>		PENSION		VACATION		OTHER <sup>5</sup>	
				DOLLARS	PERCENT	DOLLARS	PERCENT	DOLLARS	PERCENT	DOLLARS	PERCENT
<b>NEW YORK, N.Y.</b>											
<b>-CONTINUED</b>											
OTHER HEAVY CONSTRUCTION											
-CONTINUED											
JOURNEYMEN											
-CONTINUED											
ENGINEERS—POWER EQUIPMENT OPERATORS:—CONTINUED											
OILERS.....	\$10.630	\$11.130	40.00	0.700	-	0.500	-	0.700	-	0.140	-
STRUCTURAL STEEL.....	10.700	11.270	40.00	.700	-	.500	-	.700	-	.140	-
MAINTENANCE ENGINEERS.....	11.240	11.780	40.00	.700	-	.500	-	.700	-	.140	-
STRUCTURAL STEEL.....	11.300	11.900	40.00	.700	-	.500	-	.700	-	.140	-
CHERRY-PICKERS (20 TONS AND OVER), LOADERS (OVER 6 CU YDS.).....	11.520	12.070	40.00	.700	-	.500	-	.700	-	.140	-
FIREMEN.....	11.050	11.580	40.00	.700	-	.500	-	.700	-	.140	-
PARTY CHIEF.....	10.220	10.700	35.00	.700	-	.500	-	.700	-	.140	-
TRANSITMEN.....	8.760	9.160	35.00	.700	-	.500	-	.700	-	.140	-
RODMEN.....	7.790	8.130	35.00	.700	-	.500	-	.700	-	.140	-
STRUCTURAL IRON WORKERS:											
AGREEMENT A.....	10.000	10.900	40.00	1.350	-	2.450	-	1.350	-	.110	-
AGREEMENT B.....	10.000	11.400	40.00	1.350	-	2.450	-	1.350	-	.150	-
FINISHERS.....	9.240	10.240	35.00	.860	-	2.350	-	.780	-	.140	-
HELPERS AND LABORERS											
GENERAL LABORERS:.....	6.900	7.100	40.00	-	10.00%	-	13.00%	.750	-	8	-
AGREEMENT B:											
BUILDING, CONCRETE, EXCAVATING AND COMMON											
LABORERS.....											
DRILL RUNNERS.....	8.150	8.450	40.00	1.320	-	1.430	-	-	-	.040	-
DRILL RUNNERS' HELPERS AND NIPPERS.....	7.960	8.810	40.00	.985	-	1.725	-	1.500	-	.040	-
JACKHAMMER OPERATORS.....	7.640	7.290	40.00	.985	-	1.725	-	1.500	-	.040	-
POWDER CARRIERS.....	7.770	8.590	40.00	.985	-	1.725	-	1.500	-	.040	-
TUNNEL WORKERS:	7.700	7.740	40.00	.985	-	1.725	-	1.500	-	.040	-
COMPRESSED AIR.....	7.057	11.604	37.50	-	6.00	.400	5.00	-	10.00%	1.020	-
FREE AIR.....	7.987	10.907	37.50	-	6.00	.400	5.00	-	10.00	1.020	-
TOP LABORERS.....	7.012	9.979	37.50	-	6.00	.400	5.00	-	10.00	1.020	-
<b>NORFOLK, VA.</b>											
BUILDING CONSTRUCTION											
JOURNEYMEN											
ASBESTOS WORKERS.....	7.900	8.600	40.00	.300	-	.250	-	-	-	.010	-
BOILERMAKERS.....	9.150	9.750	40.00	.700	-	.900	-	-	-	-	-
BRICKLAYERS.....	7.600	7.990	40.00	.500	-	.200	-	-	-	.010	-
CAPPENTERS.....	7.400	8.000	40.00	.300	-	.300	-	-	-	-	-
HILLWRIGHTS.....	8.150	8.950	40.00	.300	-	.300	-	-	-	.010	-
PILEDRIVERS.....	6.350	7.150	40.00	.300	-	.300	-	-	-	-	-
CEMENT FINISHERS.....	6.300	7.300	40.00	-	-	-	-	-	-	-	-
ELECTRICIANS (INSIDE											
WIRERS).....											
ELEVATOR CONSTRUCTORS.....	8.000	9.000	40.00	-	5.00	-	6.00	-	-	-	-
ENGINEERS—POWER EQUIPMENT OPERATORS:	7.320	8.020	40.00	.495	-	.320	-	-	6.00%	.020	-
AIR COMPRESSORS OVER											
125 CU. FT., ONE-DRUM											
HOISTS, MIXERS (165											
OR SMALLER), PUMPS,											
ROLLERS.....											
BULLDOZERS, MIXERS (LARGER THAN 165),	5.160	5.860	40.00	.325	-	.300	-	-	-	-	-
TRENCH MACHINES.....	6.740	7.040	40.00	.325	-	.300	-	-	-	-	-
CRANES, DERRICKS, PILEDRIVERS, HOISTS (2 DRUMS OR MORE),	-	-	-	-	-	-	-	-	-	-	-
MOTOR GRADERS.....	7.550	8.650	40.00	.325	-	.300	-	-	-	-	-
GLAZIERS.....	7.250	7.800	40.00	.300	-	.100	-	-	-	-	-
LATHERS.....	6.940	8.490	40.00	-	-	.250	-	-	-	.400	-
MARBLE SETTERS.....	6.250	6.700	40.00	.500	-	.200	-	-	-	-	-
MOSAIC AND TERRAZZO											
WORKERS.....											
PAINTERS.....	6.250	6.700	40.00	.500	-	.200	-	-	-	-	-
STEEL.....	6.700	7.250	40.00	-	-	.300	-	-	-	-	-
STEEL.....	7.200	7.750	40.00	-	-	.300	-	-	-	-	-
SPRAY.....	7.050	7.600	40.00	-	-	.300	-	-	-	-	-

See footnotes at end of table.

**Table 20. Wage rates, hours, and employer contributions to funds: Selected cities—Continued**

(Union hourly wage rates and straight-time weekly hours and employer insurance, pension, vacation, and other contributions to funds in the building trades, July 1, 1975 and July 1, 1976)

CITY AND JOB CLASSIFICATION	JULY 1, 1975		JULY 1, 1976								
	RATE PER HOUR <sup>1</sup>	RATE PER HOUR <sup>1</sup>	HOURS PER WEEK <sup>2</sup>	EMPLOYER CONTRIBUTIONS TO FUNDS <sup>3</sup>							
				INSURANCE <sup>4</sup>		PENSION		VACATION		OTHER <sup>5</sup>	
				DOLLARS	PERCENT	DOLLARS	PERCENT	DOLLARS	PERCENT	DOLLARS	PERCENT
<b>NORFOLK, VA.</b>											
<b>-CONTINUED</b>											
BUILDING CONSTRUCTION											
-CONTINUED											
JOURNEYMEN											
-CONTINUED											
ENGINEERS--POWER EQUIPMENT OPERATORS--CONTINUED											
SWING STAGE:											
UNDER 75 FEET.....	\$7.200	\$7.750	40.00	-	-	0.300	-	-	-	-	-
OVER 75 FEET.....	8.000	8.550	40.00	-	-	.300	-	-	-	-	-
SAND BLASTING OF STEEL HAND ROLLERS 6 FEET OR OVER.....	6.950	7.500	40.00	-	-	.300	-	-	-	-	-
PAPERHANGERS.....	7.050	7.600	40.00	-	-	.300	-	-	-	-	-
PIPEFITTERS.....	7.850	8.700	40.00	0.400	-	.450	-	-	-	0.010	-
PLASTERERS:											
AGREEMENT A.....	8.510	9.360	40.00	-	-	-	-	-	-	-	-
AGREEMENT B.....	7.450	9.360	40.00	-	-	-	-	-	-	-	-
PLUMBERS.....	7.850	8.700	40.00	.400	-	.450	-	-	-	.010	-
REINFORCING IRON WORKERS.....	8.050	9.050	40.00	.500	-	.500	-	-	-	.010	-
ROOFERS, COMPOSITION.....	5.350	5.700	40.00	-	-	-	-	-	-	-	-
ROOFERS, SLATE AND TILE.....	5.350	5.700	40.00	-	-	-	-	-	-	-	-
SHEET-METAL WORKERS.....	7.400	8.250	40.00	.450	-	.450	-	-	-	.010	-
STONEMASONS.....	7.600	7.990	40.00	.500	-	.200	-	-	-	.010	-
STRUCTURAL IRON WORKERS..	8.050	9.050	40.00	.500	-	.500	-	-	-	.010	-
TILL LAYERS.....	6.250	6.700	40.00	.500	-	.200	-	-	-	-	-
HELPERS AND LABORERS											
BRICKLAYERS' TENDERS.....	4.500	4.850	40.00	.100	-	.150	-	-	-	.070	-
AIR TOOL VIBRATOR OPERATORS.....	4.500	4.850	40.00	.100	-	.150	-	-	-	.070	-
MOD CARRIERS.....	4.650	5.000	40.00	.100	-	.150	-	-	-	.070	-
MORTAR MIXERS.....	4.650	5.000	40.00	.100	-	.150	-	-	-	.070	-
CONSTRUCTION LABORERS.....	4.400	4.750	40.00	.100	-	.150	-	-	-	.070	-
CONCRETE SAW OPERATORS	4.500	4.850	40.00	.100	-	.150	-	-	-	.070	-
PIPELAYERS.....	4.650	5.000	40.00	.100	-	.150	-	-	-	.070	-
MOTORIZED GEORGIA BUGGY OPERATORS.....	4.500	4.850	40.00	.100	-	.150	-	-	-	.070	-
NOZZLEMEN (GUNNITE) OR LANDBLASTING.....	4.500	4.850	40.00	.100	-	.150	-	-	-	.070	-
BURNER (WRECKING).....	4.750	5.100	40.00	.100	-	.150	-	-	-	.070	-
COMPOSITION ROOFERS' HELPERS.....	3.750	3.950	40.00	-	-	-	-	-	-	-	-
ELEVATOR CONSTRUCTORS' HELPERS.....	5.120	5.610	40.00	.495	-	.320	-	-	6.00%	.020	-
PLUMBERS' LABORERS.....	4.400	4.750	40.00	.100	-	.150	-	-	-	.070	-
TEKAZZO WORKERS' HELPERS.....	4.650	5.000	40.00	.100	-	.150	-	-	-	.070	-
BASE GRINDERS.....	4.800	5.150	40.00	.100	-	.150	-	-	-	.070	-
FLOOR GRINDERS.....	4.800	5.150	40.00	.100	-	.150	-	-	-	.070	-
TILL LAYERS' HELPERS.....	4.650	5.000	40.00	.100	-	.150	-	-	-	.070	-
HIGHWAY AND STREET CONSTRUCTION											
JOURNEYMEN											
CARPENTERS.....	7.150	7.750	40.00	.300	-	.300	-	-	-	-	-
CEMENT FINISHERS.....	7.300	7.300	40.00	-	-	-	-	-	-	-	-
ENGINEERS--POWER EQUIPMENT OPERATORS:											
HEAVY EQUIPMENT--COMPRESSIONS (4 OR MORE), CRANEMEN, HOISTS (2 DRUMS OR MORE), FINISH GRADERS.....											
	7.550	8.250	40.00	.325	-	.300	-	-	-	.010	-
MEDIUM EQUIPMENT--BULLDOZERS, FORKLIFTS, MIXERS (OVER 165), PANS, TRENCHERS											
	6.140	6.690	40.00	.325	-	.300	-	-	-	.010	-
LIGHT EQUIPMENT--COMPRESSIONS (LESS THAN 4), HOISTS (1-DRUM), MIXERS, TRACTORS (WITHOUT ATTACHMENTS)											
	5.160	5.560	40.00	.325	-	.300	-	-	-	.010	-
STRUCTURAL IRON WORKERS..	8.050	9.050	40.00	.500	-	.500	-	-	-	.010	-
OTHER HEAVY CONSTRUCTION											
JOURNEYMEN											
CARPENTERS.....	7.150	7.750	40.00	.300	-	.300	-	-	-	-	-
CEMENT FINISHERS.....	7.300	7.300	40.00	-	-	-	-	-	-	-	-

See footnotes at end of table.

**Table 20. Wage rates, hours, and employer contributions to funds: Selected cities—Continued**

(Union hourly wage rates and straight-time weekly hours and employer insurance, pension, vacation, and other contributions to funds in the building trades, July 1, 1975 and July 1, 1976)

CITY AND JOB CLASSIFICATION	JULY 1, 1975	JULY 1, 1976									
	RATE PER HOUR <sup>1</sup>	RATE PER HOUR <sup>1</sup>	HOURS PER WEEK <sup>2</sup>	EMPLOYER CONTRIBUTIONS TO FUNDS <sup>3</sup>							
				INSURANCE <sup>4</sup>		PENSION		VACATION		OTHER <sup>5</sup>	
				DOLLARS	PERCENT	DOLLARS	PERCENT	DOLLARS	PERCENT	DOLLARS	PERCENT
<b>NORFOLK, VA.</b>											
<b>-CONTINUED</b>											
OTHER HEAVY CONSTRUCTION -CONTINUED											
JOURNEYMEN -CONTINUED											
ENGINEERS--POWER EQUIPMENT OPERATORS:											
HEAVY EQUIPMENT--COMPRESSORS (4 OR MORE), CRANEMEN, HOISTS (2 DRUMS OR MORE), FINISH GRADERS.....	\$7.550	\$8.650	40.00	0.325	-	0.300	-	-	-	0.310	-
MEDIUM EQUIPMENT--BULLDOZERS, FORKLIFTS, MIXERS (OVER 16S), PANS, TRENCHERS	6.140	7.040	40.00	.325	-	.300	-	-	-	.010	-
LIGHT EQUIPMENT--COMPRESSORS (LESS THAN 4), HOISTS (1-DRUM), MIXERS, TRACTORS (WITHOUT ATTACHMENTS)	5.160	5.860	40.00	.325	-	.300	-	-	-	.010	-
STRUCTURAL IRON WORKERS..	8.050	9.050	40.00	.500	-	.500	-	-	-	.010	-
<b>OMAHA, NEBR.</b>											
BUILDING CONSTRUCTION											
JOURNEYMEN											
ASBESTOS WORKERS.....	10.140	10.620	40.00	.400	-	.510	-	-	4.50%	.650	-
BRICKLAYERS.....	8.780	9.430	40.00	.500	-	.400	-	.750	-	-	-
CARPENTERS.....	8.360	9.160	40.00	.500	-	.400	-	.600	-	.050	-
FLOOR LAYERS.....	8.360	9.160	40.00	.500	-	.400	-	.600	-	.050	-
PILEDRIVERS.....	8.485	9.160	40.00	.500	-	.400	-	.600	-	.050	-
HOME BUILDERS.....	8.335	9.285	40.00	.500	-	.400	-	.600	-	.050	-
MILLWRIGHTS.....	8.610	9.410	40.00	.500	-	.400	-	.600	-	.050	-
CEMENT FINISHERS.....	9.020	9.820	40.00	.500	-	.400	-	-	-	-	-
ELECTRICIANS (INSIDE WIRERS).....	10.190	10.516	40.00	.580	-	.550	1.00%	-	8.00	-	0.50%
ELEVATOR CONSTRUCTORS....	9.180	10.410	40.00	.495	-	.320	-	-	6.00	.270	-
ENGINEERS--POWER EQUIPMENT OPERATORS:											
HEAVY EQUIPMENT:											
CRANES, DERRICKS, SHOVELS, 2-DRUM HOISTS.....	9.100	9.850	40.00	.500	-	.400	-	-	-	-	-
MEDIUM EQUIPMENT:											
BLADE GRADERS, MOTOR GRADE AND TRACKDOZERS	8.850	9.600	40.00	.500	-	.400	-	-	-	-	-
BULLDOZERS, CONCRETE PUMPS, FORKLIFTS, TRACTORS, 1-DRUM HOISTS.....	8.750	9.500	40.00	.500	-	.400	-	-	-	-	-
LIGHT EQUIPMENT:											
AIR COMPRESSORS AND WHEEL TRACTORS....	7.860	8.360	40.00	.500	-	.400	-	-	-	-	-
GLAZIERS.....	8.450	9.250	40.00	.550	-	.350	-	.350	-	-	-
LAPHERS.....	7.800	8.350	40.00	.500	-	.400	-	1.000	-	.200	-
MACHINISTS.....	10.260	10.000	40.00	.366	-	.250	-	-	6.00	-	-
MARBLE SETTERS.....	7.950	7.950	40.00	.200	-	.400	-	-	-	.200	-
MOSAIC AND TERRAZZO WORKERS.....	7.950	7.950	40.00	.200	-	.400	-	-	-	.200	-
PAINTERS.....	8.500	8.800	40.00	-	-	.300	-	.400	-	-	-
SPRAY.....	9.050	9.350	40.00	-	-	.300	-	.400	-	-	-
STRUCTURAL STEEL.....	9.050	9.350	40.00	-	-	.300	-	.400	-	-	-
SWING STAGE.....	9.050	9.350	40.00	-	-	.300	-	.400	-	-	-
PAPERHANGERS.....	8.800	9.150	40.00	-	-	.300	-	.400	-	-	-
PIPEFITTERS.....	10.000	10.280	40.00	.500	-	.750	-	.660	-	.100	-
PLASTERERS.....	8.780	9.680	40.00	.500	-	.400	-	.250	-	.200	-
PLUMBERS.....	9.900	10.230	40.00	.500	-	.750	-	.660	-	.300	-
REINFORCING IRON WORKERS.	8.430	9.180	40.00	.500	-	.400	-	.700	-	-	-
ROOFERS, COMPOSITION....	7.330	8.190	40.00	.150	-	.200	-	.500	-	-	-
SHEET-METAL WORKERS.....	9.870	10.472	40.00	.500	-	-	-	-	6.00	.100	-
STONEMASONS.....	8.780	9.430	40.00	.500	-	.400	-	.750	-	-	-
STRUCTURAL AND ORNAMENTAL IRON WORKERS.....	8.430	9.180	40.00	.500	-	.400	-	.700	-	-	-
TILE LAYERS.....	7.950	7.950	40.00	.200	-	.400	-	-	-	.200	-

See footnotes at end of table.



**Table 20. Wage rates, hours, and employer contributions to funds: Selected cities—Continued**

(Union hourly wage rates and straight-time weekly hours and employer insurance, pension, vacation, and other contributions to funds in the building trades, July 1, 1975 and July 1, 1976)

CITY AND JOB CLASSIFICATION	JULY 1, 1975		JULY 1, 1976								
	RATE PER HOUR <sup>1</sup>	RATE PER HOUR <sup>1</sup>	HOURS PER WEEK <sup>2</sup>	EMPLOYEE CONTRIBUTIONS TO FUNDS <sup>3</sup>							
				INSURANCE <sup>4</sup>		PENSION		VACATION		OTHER <sup>5</sup>	
				DOLLARS	PERCENT	DOLLARS	PERCENT	DOLLARS	PERCENT	DOLLARS	PERCENT
<b>OMAHA, NEBR.—CONTINUED</b>											
BUILDING CONSTRUCTION—CONTINUED											
HELPERS AND LABORERS											
BRICKLAYERS' TENDERS.....	\$6.815	\$7.065	40.00	.500	-	.400	-	-	-	0.250	-
MORTAR MIXERS.....	6.815	7.065	40.00	.500	-	.400	-	-	-	.250	-
BUILDING LABORERS.....	6.670	6.920	40.00	.500	-	.400	-	-	-	.250	-
ELEVATOR CONSTRUCTORS <sup>6</sup>											
HELPERS.....	6.430	7.290	40.00	.495	-	.320	-	-	6.00	.270	-
MARBLE SETTERS' HELPERS..	6.500	8.110	40.00	-	-	-	-	-	-	-	-
PLASTERERS' LABORERS.....	6.935	7.185	40.00	.500	-	.400	-	-	-	.250	-
TERRAZZO WORKERS <sup>6</sup>											
HELPERS.....	6.500	8.110	40.00	-	-	-	-	-	-	-	-
BASE MACHINE.....	6.750	8.260	40.00	-	-	-	-	-	-	-	-
TILE LAYERS' HELPERS.....	6.500	8.110	40.00	-	-	-	-	-	-	-	-
HIGHWAY AND STREET CONSTRUCTION											
JOURNEYMEN											
CARPENTERS.....	8.210	9.110	40.00	.500	-	.400	-	0.600	-	.050	-
CEMENT MASONS.....	8.530	9.280	40.00	.500	-	.400	-	-	-	-	-
ENGINEERS—POWER EQUIPMENT OPERATORS:											
OILER DRIVERS.....	6.680	7.030	40.00	.500	-	.400	-	-	-	.020	-
TRACTORS (UNDER 35 HP.), FORM TRENCHERS, BELT MACHINES.....	7.060	7.410	40.00	.500	-	.400	-	-	-	.020	-
SPREAD OILERS (AFTER 1 YR.).....	7.760	8.510	40.00	.500	-	.400	-	-	-	.020	-
CONCRETE SPREADERS, TRAXCAVATORS, ONE-DRUM HOISTS, AND WINCH TRUCKS.....	7.980	8.730	40.00	.500	-	.400	-	-	-	.020	-
HYDRO HAMMERS.....	7.280	7.630	40.00	.500	-	.400	-	-	-	.020	-
SCRAPPERS AND TURNA-PULLS (OVER 35 HP.)..	8.150	8.900	40.00	.500	-	.400	-	-	-	.020	-
TRENCHING MACHINES, PILEDRIVERS, LOCOMOTIVES, SIDE BOOM CATS, ROTARY WELL-DRILLING OPERATORS...	8.320	9.070	40.00	.500	-	.400	-	-	-	.020	-
STRUCTURAL IRON WORKERS..	8.430	9.180	40.00	.500	-	.400	-	.700	-	-	-
HELPERS AND LABORERS											
FORM SETTERS AND PRECAST MANHOLE SETTERS.....	7.030	7.030	40.00	.500	-	.400	-	-	-	.200	-
PIPELAYERS AND CONCRETE SAW OPERATORS.....	6.650	6.650	40.00	.500	-	.400	-	-	-	.200	-
RAKERS AND SCREEDMEN ON ASPHALT, MORTAR MIXERS, FORM SETTER HELPERS.....	6.580	6.580	40.00	.500	-	.400	-	-	-	.200	-
FORM SETTER HELPERS.....	6.600	6.600	40.00	.500	-	.400	-	-	-	.200	-
GENERAL LABORERS.....	6.400	6.400	40.00	.500	-	.400	-	-	-	.200	-
LABORER-WELDERS.....	6.570	6.570	40.00	.500	-	.400	-	-	-	.200	-
TUNNELERS, FREE AIR.....	6.900	6.900	40.00	.500	-	.400	-	-	-	.200	-
OTHER HEAVY CONSTRUCTION											
JOURNEYMEN											
CARPENTERS.....	8.210	9.110	40.00	.500	-	.400	-	.600	-	.050	-
CEMENT MASONS.....	8.530	9.280	40.00	.500	-	.400	-	-	-	-	-
ENGINEERS—POWER EQUIPMENT OPERATORS:											
OILER DRIVERS.....	6.680	7.030	40.00	.500	-	.400	-	-	-	.020	-
TRACTORS (UNDER 35 HP.), FORM TRENCHERS, BELT MACHINES.....	7.060	7.410	40.00	.500	-	.400	-	-	-	.020	-
SPREAD OILERS (AFTER 1 YR.).....	7.760	8.510	40.00	.500	-	.400	-	-	-	.020	-
CONCRETE SPREADERS, TRAXCAVATORS, ONE-DRUM HOISTS, AND WINCH TRUCKS.....	7.980	8.730	40.00	.500	-	.400	-	-	-	.020	-
HYDRO HAMMERS.....	7.280	7.630	40.00	.500	-	.400	-	-	-	.020	-
SCRAPPERS AND TURNA-PULLS (OVER 35 HP.)..	8.150	8.900	40.00	.500	-	.400	-	-	-	.020	-

See footnotes at end of table.

**Table 20. Wage rates, hours, and employer contributions to funds: Selected cities—Continued**

(Union hourly wage rates and straight-time weekly hours and employer insurance, pension, vacation, and other contributions to funds in the building trades, July 1, 1975 and July 1, 1976)

CITY AND JOB CLASSIFICATION	JULY 1, 1975		JULY 1, 1976									
	RATE PER HOUR <sup>1</sup>	RATE PER HOUR <sup>1</sup>	HOURS PER WEEK <sup>2</sup>	EMPLOYER CONTRIBUTIONS TO FUNDS <sup>3</sup>								
				INSURANCE <sup>4</sup>		PENSION		VACATION		OTHER <sup>5</sup>		
				DOLLARS	PERCENT	DOLLARS	PERCENT	DOLLARS	PERCENT	DOLLARS	PERCENT	
OMAHA, NEB. -CONTINUED												
OTHER HEAVY CONSTRUCTION -CONTINUED												
JOURNEYMEN -CONTINUED												
ENGINEERS--POWER EQUIPMENT OPERATORS--CONTINUED												
TRENCHING MACHINES, PILF DRIVERS, LOCOMOTIVES, SIDE BOOM CATS, ROTARY WELL- DRILLING OPERATORS...	\$8.320	\$9.070	40.00	0.500	-	0.400	-	-	-	-	0.020	-
STRUCTURAL IRON WORKERS..	8.430	9.180	40.00	.500	-	.400	-	0.700	-	-	-	-
HELPERS AND LABORERS												
FORM SETTERS AND PRECAST MANHOLE SETTERS.....	7.030	7.030	40.00	.500	-	.400	-	-	-	.200	-	-
PIPELAYERS AND CONCRETE SAW OPERATORS.....	6.650	6.650	40.00	.500	-	.400	-	-	-	.200	-	-
MAKERS AND SCREEDMEN ON ASPHALT, MORTAR MIXERS.	6.580	6.580	40.00	.500	-	.400	-	-	-	.200	-	-
FORM SETTER HELPERS.....	6.600	6.600	40.00	.500	-	.400	-	-	-	.200	-	-
GENERAL LABORERS.....	6.400	6.400	40.00	.500	-	.400	-	-	-	.200	-	-
LABORER-WELDERS.....	6.570	6.570	40.00	.500	-	.400	-	-	-	.200	-	-
TUNNELERS, FREE AIR.....	6.900	6.900	40.00	.500	-	.400	-	-	-	.200	-	-
PHILADELPHIA, PA.												
BUILDING CONSTRUCTION												
JOURNEYMEN												
ASBESTOS WORKERS.....	9.620	10.170	40.00	.600	-	.600	-	6.1000	-	.040	-	-
BOILERMAKERS.....	11.050	11.050	40.00	.650	-	1.000	-	-	-	-	-	-
BRICKLAYERS.....	10.000	10.300	35.00	1.100	-	1.000	-	6.450	-	.080	-	-
RESIDENTIAL.....	10.100	10.450	40.00	.770	-	.750	-	-	-	.020	-	-
CARPENTERS.....	9.520	9.770	40.00	1.880	-	1.300	-	-	-	.200	-	-
MILLWRIGHTS.....	10.020	10.270	40.00	1.880	-	1.300	-	-	-	.200	-	-
WHARF AND DOCK BUILDERS.....	10.170	10.420	40.00	1.880	-	1.300	-	-	-	.200	-	-
CEMENT MASONS.....	9.250	10.000	40.00	.790	-	1.250	-	.400	-	-	-	-
ELECTRICIANS (INSIDE WIRES).....	11.520	12.110	40.00	-	6.00%	-	5.00%	-	-	-	-	-
RESIDENTIAL.....	10.420	11.330	40.00	-	6.00	-	5.00	-	-	-	-	-
ELEVATOR CONSTRUCTORS....	10.680	11.350	40.00	.495	-	.320	-	-	6.00%	.282	-	-
ENGINEERS--POWER EQUIP- MENT OPERATORS:												
HEAVY EQUIPMENT:												
CRANES HANDLING STEEL OR STONE.....	11.260	11.910	40.00	-	5.50	-	9.50	-	-	-	-	-
POWER SHOVELS, DER- RICKS, CABLEWAYS....	11.000	11.650	40.00	-	5.50	-	9.50	-	-	-	-	-
MEDIUM EQUIPMENT:												
TOURNAPULLS, CARRY- ALLS.....	10.130	10.780	40.00	-	5.50	-	9.50	-	-	-	-	-
BULLDOZERS, TRACTORS (D7 AND OVER).....	10.130	10.780	40.00	-	5.50	-	9.50	-	-	-	-	-
LIGHT EQUIPMENT:												
WELDING MACHINES.....	9.430	10.090	40.00	-	5.50	-	9.50	-	-	-	-	-
COMPRESSORS, PUMPS....	9.430	10.090	40.00	-	5.50	-	9.50	-	-	-	-	-
GLAZIERS.....	9.580	10.080	40.00	.450	-	1.250	-	-	-	.010	-	-
LATHERS.....	9.765	9.865	40.00	.700	-	.500	-	-	-	-	-	-
MACHINISTS.....	10.050	10.050	40.00	.650	-	-	-	-	5.00	.425	-	-
MARBLE SETTERS.....	8.800	9.250	40.00	6.870	-	6.900	-	6.500	-	-	-	-
MOSAIC AND TERRAZZO WORK- ERS.....	8.490	8.920	40.00	6.870	-	6.900	-	6.500	-	-	-	-
PAINTERS.....	8.325	9.295	40.00	.825	-	.400	-	.400	-	.050	-	-
SWING, SPRAY, OR ROLLER.....	8.575	9.545	40.00	.825	-	.400	-	.400	-	.050	-	-
PAPERHANGERS.....	8.820	9.220	40.00	.550	-	.450	-	.820	-	-	-	-
PIPEFITTERS.....	11.220	12.040	40.00	.670	-	1.450	-	-	-	.190	-	-
SPRINKLER FITTERS.....	11.410	12.040	40.00	.600	-	.900	-	-	-	-	-	-
PLASTERERS.....	10.225	10.325	40.00	.780	-	-	-	6.500	-	.010	-	-
PLUMBERS.....	10.140	10.420	40.00	.810	-	1.300	-	6.1000	-	.080	-	-
REINFORCING IRON WORKERS..	10.650	11.420	40.00	.790	-	1.510	-	6.1000	-	-	-	-
ROOFERS, COMPOSITION....	9.500	10.500	40.00	1.200	-	.820	-	6.860	-	.190	-	-
ROOFERS, SLATE AND TILE..	10.000	10.750	40.00	1.000	-	.500	-	-	-	.090	-	-
SHEET-METAL WORKERS.....	11.060	11.260	40.00	.820	-	1.030	-	6.500	-	.130	3.00%	-

See footnotes at end of table.

**Table 20. Wage rates, hours, and employer contributions to funds: Selected cities—Continued**

(Union hourly wage rates and straight-time weekly hours and employer insurance, pension, vacation, and other contributions to funds in the building trades, July 1, 1975 and July 1, 1976)

CITY AND JOB CLASSIFICATION	JULY 1, 1975		JULY 1, 1976								
	RATE PER HOUR <sup>1</sup>	RATE PER HOUR <sup>1</sup>	HOURS PER WEEK <sup>2</sup>	EMPLOYER CONTRIBUTIONS TO FUNDS <sup>3</sup>							
				INSURANCE <sup>4</sup>		PENSION		VACATION		OTHER <sup>5</sup>	
				DOLLARS	PERCENT	DOLLARS	PERCENT	DOLLARS	PERCENT	DOLLARS	PERCENT
<b>PHILADELPHIA, PA.</b>											
<b>-CONTINUED</b>											
BUILDING CONSTRUCTION											
-CONTINUED											
JOURNEYMEN											
-CONTINUED											
STONEMASONS.....	\$ 8.200	\$ 8.700	40.00	6.870	-	6.900	-	6.500	-	-	-
SETTERS.....	8.780	9.280	40.00	6.870	-	6.900	-	6.500	-	-	-
STRUCTURAL IRON WORKERS.....	10.300	10.770	40.00	.840	-	1.210	-	6.900	-	-	-
TILE LAYERS.....	9.060	9.250	40.00	1.100	-	.900	-	-	-	0.140	-
HELPERS AND LABORERS											
BRICKLAYERS' TENDERS.....	7.050	7.500	40.00	.900	-	.650	-	-	-	.055	-
BUILDING LABORERS.....	7.650	7.950	40.00	.900	-	.650	-	-	-	.080	-
RESIDENTIAL.....	6.950	7.400	40.00	.900	-	.650	-	-	-	.055	-
COMPOSITION ROOFERS*											
HELPERS.....	4.400	4.640	40.00	1.200	-	.820	-	.860	-	.190	-
ELEVATOR CONSTRUCTORS*											
HELPERS.....	7.480	7.945	40.00	.495	-	.320	-	-	6.00	.282	-
MARBLE SETTERS' HELPERS.....	7.215	7.510	40.00	1.000	-	1.150	-	-	-	-	-
TILE LAYERS' HELPERS.....	6.995	7.280	40.00	1.000	-	1.150	-	-	-	.140	-
HIGHWAY AND STREET CONSTRUCTION											
JOURNEYMEN											
CARPENTERS.....	9.970	10.220	40.00	1.880	-	1.300	-	-	-	.080	-
CEMENT FINISHERS.....	9.250	10.000	40.00	.990	-	1.250	-	.400	-	-	-
ENGINEERS--POWER EQUIPMENT OPERATORS:											
HEAVY EQUIPMENT--											
CRANES.....	11.000	11.650	40.00	-	5.50	-	9.50	-	-	-	-
MEDIUM EQUIPMENT:											
BULLDOZERS, TRACTORS (UNDER D7).....	10.130	10.780	40.00	-	5.50	-	9.50	-	-	-	-
CARRYALLS, TOURNA-PULLS.....	10.130	10.780	40.00	-	5.50	-	9.50	-	-	-	-
LIGHT EQUIPMENT:											
COMPRESSORS, PUMPS.....	9.430	10.090	40.00	-	5.50	-	9.50	-	-	-	-
WELDING MACHINES.....	9.430	10.090	40.00	-	5.50	-	9.50	-	-	-	-
STRUCTURAL IRON ERECTORS AND FINISHERS.....	10.300	10.770	40.00	.840	-	1.210	-	6.900	-	-	-
HELPERS AND LABORERS											
CONSTRUCTION LABORERS.....	7.900	7.900	40.00	.950	-	.650	-	-	-	.050	-
OTHER HEAVY CONSTRUCTION											
JOURNEYMEN											
CARPENTERS.....	9.970	10.220	40.00	1.880	-	1.300	-	-	-	.080	-
CEMENT FINISHERS.....	9.250	10.000	40.00	.990	-	1.250	-	.400	-	-	-
ENGINEERS--POWER EQUIPMENT OPERATORS:											
HEAVY EQUIPMENT--											
CRANES.....	11.000	11.650	40.00	-	5.50%	-	9.50%	-	-	-	-
MEDIUM EQUIPMENT:											
BULLDOZERS, TRACTORS (UNDER D7).....	10.130	10.780	40.00	-	5.50	-	9.50	-	-	-	-
CARRYALLS, TOURNA-PULLS.....	10.130	10.780	40.00	-	5.50	-	9.50	-	-	-	-
LIGHT EQUIPMENT:											
COMPRESSORS, PUMPS.....	9.430	10.090	40.00	-	5.50	-	9.50	-	-	-	-
WELDING MACHINES.....	9.430	10.090	40.00	-	5.50	-	9.50	-	-	-	-
STRUCTURAL IRON ERECTORS AND FINISHERS.....	10.300	10.770	40.00	.840	-	1.210	-	6.900	-	-	-
HELPERS AND LABORERS											
CONSTRUCTION LABORERS.....	7.650	7.900	40.00	.950	-	.650	-	-	-	.050	-

See footnotes at end of table.

**Table 20. Wage rates, hours, and employer contributions to funds: Selected cities—Continued**

(Union hourly wage rates and straight-time weekly hours and employer insurance, pension, vacation, and other contributions to funds in the building trades, July 1, 1975 and July 1, 1976)

CITY AND JOB CLASSIFICATION	JULY 1, 1975		HOURS PER WEEK <sup>2</sup>	JULY 1, 1976							
	RATE PER HOUR <sup>1</sup>	RATE PER HOUR <sup>1</sup>		EMPLOYER CONTRIBUTIONS TO FUNDS <sup>3</sup>							
				INSURANCE <sup>4</sup>		PENSION		VACATION		OTHER <sup>5</sup>	
				DOLLARS	PERCENT	DOLLARS	PERCENT	DOLLARS	PERCENT	DOLLARS	PERCENT
<b>PHOENIX, ARIZ.</b>											
BUILDING CONSTRUCTION											
JOURNEYMEN											
ASBESTOS WORKERS.....	\$8.840	\$9.390	40.00	0.500	-	0.950	-	61.000	-	0.120	-
BOILERMAKERS.....	10.850	12.000	40.00	.750	-	1.000	-	.500	-	-	-
BRICKLAYERS.....	9.750	10.050	40.00	.650	-	.900	-	-	-	.190	-
CARPENTERS:											
AGREEMENT A.....	8.835	9.085	40.00	.845	-	.955	-	6.250	-	.050	-
AGREEMENT B.....	8.835	8.835	40.00	.845	-	.955	-	.250	-	-	3.00%
AGREEMENT C.....	8.835	8.835	40.00	.845	-	.955	-	.250	-	.050	-
MILLWRIGHTS.....	9.250	9.250	40.00	.845	-	.955	-	6.250	-	-	-
PILEDRIVERS:											
AGREEMENT A.....	9.335	9.335	40.00	.845	-	.955	-	6.250	-	.050	-
AGREEMENT B.....	9.085	9.085	40.00	.845	-	.955	-	.250	-	-	3.00
AGREEMENT C.....	9.085	9.085	40.00	.845	-	.955	-	.250	-	.050	-
FLOOR LAYERS:											
AGREEMENT A.....	9.085	9.335	40.00	.845	-	.955	-	6.250	-	.050	-
AGREEMENT B.....	9.085	9.085	40.00	.845	-	.955	-	.250	-	-	3.00
AGREEMENT C.....	9.085	9.085	40.00	.845	-	.955	-	.250	-	.050	-
CEMENT FINISHERS.....	8.510	8.510	40.00	.750	-	1.000	-	6.500	-	-	-
COMPOSITION FINISHERS.....	8.665	9.150	40.00	.750	-	1.000	-	.500	-	-	-
ELECTRICIANS (INSIDE WIRES).....	9.945	10.530	40.00	.800	-	.700	1.00	-	610.00%	-	1.25
ELEVATOR CONSTRUCTORS.....	10.710	11.550	40.00	.495	-	.320	-	-	6.00	-	-
ENGINEERS--POWER EQUIPMENT OPERATORS:											
HEAVY EQUIPMENT:											
TUGGER HOISTS (2 OR MORE), DERRICKS.....	10.050	10.050	40.00	.750	-	.800	-	.250	-	.040	-
UNIVERSAL EQUIPMENT, SHOVELS, BACKHOES, DRAGLINES, CLAM-SHELLS.....	10.050	10.050	40.00	.750	-	.800	-	.250	-	.040	-
TRACTOR OPERATORS, BULLDOZER TAMPERS AND SCRAPERS.....	9.710	9.710	40.00	.750	-	.800	-	.250	-	.040	-
MEDIUM EQUIPMENT:											
MOTOR CRANE DRIVERS.....	8.350	8.350	40.00	.750	-	.800	-	.250	-	.040	-
LIGHT EQUIPMENT:											
AIR COMPRESSOR OPERATORS.....	7.520	7.520	40.00	.750	-	.800	-	.250	-	.040	-
PUMP OPERATORS.....	7.520	7.520	40.00	.750	-	.800	-	.250	-	.040	-
CONCRETE MIXER OPERATORS (SKIP TYPE).....	8.350	8.350	40.00	.750	-	.800	-	.250	-	.040	-
OILERS.....	7.520	7.520	40.00	.750	-	.800	-	.250	-	.040	-
GLAZIERS.....	8.800	10.400	40.00	6.700	-	6.300	-	-	-	-	-
LATHERS.....	9.190	9.190	40.00	.750	-	.400	-	1.000	-	.140	-
MARBLE SETTERS.....	8.440	9.070	40.00	.650	-	.600	-	-	-	.050	-
MOSAIC AND TERRAZZO WORKERS.....	9.610	10.240	40.00	-	-	-	-	-	-	-	-
PAINTERS.....	8.850	9.090	40.00	.590	-	.380	-	-	-	.140	-
SPRAY.....	9.100	9.340	40.00	.590	-	.380	-	-	-	.140	-
SWING SPACE.....	8.980	9.220	40.00	.590	-	.380	-	-	-	.140	-
STEEL AND BRIDGE.....	9.570	9.810	40.00	.590	-	.380	-	-	-	.140	-
SPRAY.....	9.200	9.440	40.00	.590	-	.380	-	-	-	.140	-
PAPERHANGERS.....	9.400	9.640	40.00	.590	-	.380	-	-	-	.140	-
PIPEFITTERS, STEAMPITTERS.....	9.100	9.340	40.00	.590	-	.380	-	-	-	.140	-
REFRIGERATION FITTERS.....	10.640	11.140	40.00	.750	-	1.350	-	-	-	.120	-
PLASTERERS.....	10.640	11.140	40.00	.750	-	1.350	-	-	-	.120	-
PLUMBERS.....	9.020	9.020	40.00	.750	-	1.000	-	.750	-	.080	-
REINFORCING IRON WORKERS.....	10.640	11.140	40.00	.750	-	1.350	-	-	-	.120	-
ROOFERS, SLATE AND TILE.....	9.580	10.040	40.00	1.030	-	1.650	-	6.500	-	.750	-
SHEET-METAL WORKERS.....	7.100	8.410	40.00	.845	-	.200	-	6.500	-	.040	-
STONE MASONS.....	78.730	9.280	40.00	.650	-	1.050	-	6.850	-	.110	-
STRUCTURAL IRON WORKERS.....	9.750	10.050	40.00	.650	-	.900	-	-	-	.190	-
ORNAMENTAL IRON WORKERS.....	9.580	10.040	40.00	1.030	-	1.650	-	6.500	-	.750	-
TILE LAYERS.....	8.440	9.070	40.00	.650	-	.600	-	-	-	.050	-
HELPERS AND LABORERS											
BRICKLAYERS' AND MAJONS' TENDERS.....	7.325	7.325	40.00	.700	-	.750	-	.250	-	.230	-
BUILDING LABORERS:											
GROUP I.....	6.880	6.880	40.00	.700	-	.750	-	.250	-	.230	-
GROUP II.....	7.010	7.010	40.00	.700	-	.750	-	.250	-	.230	-
GROUP III.....	7.150	7.150	40.00	.700	-	.750	-	.250	-	.230	-
GROUP IV.....	7.260	7.260	40.00	.700	-	.750	-	.250	-	.230	-
GROUP V.....	7.430	7.430	40.00	.700	-	.750	-	.250	-	.230	-
GROUP VI.....	7.805	7.805	40.00	.700	-	.750	-	.250	-	.230	-
GROUP VII.....	8.435	8.435	40.00	.700	-	.750	-	.250	-	.230	-

See footnotes at end of table.

**Table 20. Wage rates, hours, and employer contributions to funds: Selected cities—Continued**

(Union hourly wage rates and straight-time weekly hours and employer insurance, pension, vacation, and other contributions to funds in the building trades, July 1, 1975 and July 1976)

CITY AND JOB CLASSIFICATION	JULY 1, 1975			JULY 1, 1976							
	RATE PER HOUR <sup>1</sup>	RATE PER HOUR <sup>1</sup>	HOURS PER WEEK <sup>2</sup>	EMPLOYER CONTRIBUTIONS TO FUNDS <sup>3</sup>							
				INSURANCE <sup>4</sup>		PENSION		VACATION		OTHER <sup>5</sup>	
				DOLLARS	PERCENT	DOLLARS	PERCENT	DOLLARS	PERCENT	DOLLARS	PERCENT
<b>PHOENIX, ARIZ.</b>											
<b>-CONTINUED</b>											
<b>BUILDING CONSTRUCTION</b>											
<b>-CONTINUED</b>											
<b>HELPERS AND LABORERS</b>											
<b>-CONTINUED</b>											
ELEVATOR CONSTRUCTORS <sup>1</sup>											
HELPERS.....	\$7.500	\$8.085	40.00	0.495	-	0.320	-	-	6.00%	-	-
MARBLE SETTERS <sup>1</sup> HELPERS..	8.220	8.920	40.00	-	-	-	-	.250	-	0.160	-
PLASTERERS <sup>1</sup> LABORERS:											
AGREEMENT A.....	5.600	5.600	40.00	.750	-	1.000	-	.750	-	.080	-
AGREEMENT B.....	8.030	8.030	40.00	.700	-	.750	-	.250	-	.230	-
PLUMBERS <sup>1</sup> LABORERS.....	4.500	4.500	40.00	.750	-	1.350	-	-	-	.120	-
TERRAZZO WORKERS <sup>1</sup>											
HELPERS:											
BASE MACHINES.....	8.850	9.300	40.00	-	-	-	-	-	-	-	-
FLOOR MACHINES.....	8.550	9.000	40.00	-	-	-	-	-	-	-	-
TILE LAYERS <sup>1</sup> HELPERS.....	8.220	8.570	40.00	-	-	-	-	.250	-	.160	-
<b>PITTSBURGH, PA:</b>											
<b>BUILDING CONSTRUCTION</b>											
<b>JOURNEYMEN</b>											
ASBESTOS WORKERS.....	9.740	11.100	40.00	.600	-	.700	-	-	-	-	-
BOILERMAKERS.....	9.815	10.615	40.00	-	7.50%	-	7.00%	-	-	.010	-
BRICKLAYERS.....	10.205	10.750	37.50	.600	-	1.000	-	-	-	.060	-
CARPENTERS.....	9.230	9.730	40.00	-	6.00	-	8.00	-	-	.250	-
MILLWRIGHTS.....	8.790	9.190	40.00	-	6.00	-	6.00	-	-	-	22.00%
PILEDRIVERS.....	9.900	10.240	40.00	-	9.00	-	10.00	-	-	1.00	-
CEMENT FINISHERS.....	9.350	9.930	40.00	-	6.00	-	10.00	-	-	-	6.50
ELECTRICIANS (INSIDE											
WIRERS).....	10.100	10.600	40.00	.350	-	.200	1.00	.600	-	-	-
ELEVATOR CONSTRUCTORS....	9.550	9.830	40.00	.495	-	.320	-	-	8.00	.020	-
ENGINEERS--POWER EQUIP-											
MENT OPERATORS:											
HEAVY EQUIPMENT:											
SHOVELS, CRANES.....	10.225	10.775	40.00	.650	-	.800	-	-	-	.025	-
CARRYALL SCOOPS.....	10.075	10.625	40.00	.650	-	.800	-	-	-	.025	-
MEDIUM EQUIPMENT:											
BULLDOZERS, COMPRES-											
SORS, HOISTS.....	10.075	10.625	40.00	.650	-	.800	-	-	-	.025	-
LIGHT EQUIPMENT:											
PUMPS, ROLLERS, WELD-											
ERS.....	9.500	9.800	40.00	.650	-	.800	-	-	-	.025	-
GLAZIERS.....	9.020	9.390	40.00	.520	-	.620	-	.330	-	-	-
LATHERS.....	8.855	9.330	40.00	.700	-	1.200	-	-	-	.090	-
MACHINISTS.....	10.050	10.050	40.00	.650	-	-	-	.502	-	-	-
MARBLE SETTERS.....	9.140	9.780	40.00	.600	-	1.100	-	-	-	.500	-
MOSAIC AND TERRAZZO WORK-											
ERS.....	9.670	10.370	40.00	.600	-	.850	-	-	-	.250	-
PAINTERS.....	9.505	9.980	40.00	.600	-	.300	-	-	-	-	-
SPRAY.....	10.005	10.505	40.00	.600	-	.300	-	-	-	-	-
INDUSTRIAL.....	9.805	10.280	40.00	.600	-	.300	-	-	-	-	-
SPRAY, INDUSTRIAL.....	10.305	10.780	40.00	.600	-	.300	-	-	-	-	-
PAPERHANGERS.....	9.555	9.980	40.00	.600	-	.300	-	-	-	-	-
PIPEFITTERS.....	9.690	10.540	40.00	.600	-	1.100	-	-	-	.080	-
SPRINKLER FITTERS.....	10.055	10.055	40.00	.600	-	.900	-	-	-	-	-
PLASTERERS.....	9.190	9.740	40.00	.400	-	1.250	-	-	-	.140	-
PLUMBERS.....	9.705	10.375	40.00	.700	-	1.100	-	-	-	.160	-
REINFORCING IRON WORKERS.	9.545	10.275	40.00	.875	-	1.150	-	-	-	.650	-
ROOFERS, SLATE AND TILE..	9.760	10.530	40.00	.770	-	1.500	-	-	-	.110	-
SHEET-METAL WORKERS.....	9.580	10.080	40.00	.750	-	.900	-	-	-	.230	-
STONEMASONS.....	10.050	10.340	37.50	.600	-	1.100	-	-	-	.500	-
STRUCTURAL IRON WORKERS..	9.545	10.275	40.00	.875	-	1.150	-	-	-	-	-
ORNAMENTAL IRON WORK-											
ERS.....	9.545	10.275	40.00	.875	-	1.150	-	-	-	-	-
FENCE ERECTORS.....	9.545	10.275	40.00	.875	-	1.150	-	-	-	-	-
TILE LAYERS.....	8.400	8.750	40.00	.600	-	1.100	-	-	-	.500	-
<b>HELPERS AND LABORERS</b>											
BRICKLAYERS <sup>1</sup> TENDERS.....	7.550	8.070	40.00	-	9.00	-	7.50	-	-	-	-
HOD CARRIERS AND HOR-											
TAR MIXERS.....	7.800	8.320	40.00	-	9.00	-	7.50	-	-	-	-
BUILDING LABORERS.....	7.550	8.070	40.00	-	9.00	-	7.50	-	-	-	-
ELEVATOR CONSTRUCTORS <sup>1</sup>											
HELPERS.....	6.685	6.880	40.00	.495	-	.320	-	-	8.00	.020	-

See footnotes at end of table.

**Table 20. Wage rates, hours, and employer contributions to funds: Selected cities—Continued**

(Union hourly wage rates and straight-time weekly hours and employer insurance, pension, vacation, and other contributions to funds in the building trades, July 1, 1975 and July 1, 1976)

CITY AND JOB CLASSIFICATION	JULY 1, 1975		JULY 1, 1976								
	RATE PER HOUR <sup>1</sup>	RATE PER HOUR <sup>1</sup>	HOURS PER WEEK <sup>2</sup>	EMPLOYER CONTRIBUTIONS TO FUNDS <sup>3</sup>							
				INSURANCE <sup>4</sup>		PENSION		VACATION		OTHER <sup>5</sup>	
				DOLLARS	PERCENT	DOLLARS	PERCENT	DOLLARS	PERCENT	DOLLARS	PERCENT
<b>PITTSBURGH, PA.</b>											
<b>-CONTINUED</b>											
<b>BUILDING CONSTRUCTION</b>											
<b>-CONTINUED</b>											
<b>HELPERS AND LABORERS</b>											
<b>-CONTINUED</b>											
MARBLE SETTERS' HELPERS..	\$8.400	\$8.400	40.00	0.450	-	0.550	-	-	-	-	-
PLASTERERS' TENDERS.....	7.800	8.320	40.00	-	9.00	-	7.50	-	-	-	-
TERRAZZO WORKERS'											
HELPERS.....	8.655	8.655	40.00	.450	-	.550	-	-	-	-	-
TILE LAYERS' HELPERS.....	8.090	8.740	40.00	.600	-	.700	-	-	-	-	-
<b>HIGHWAY AND STREET CONSTRUCTION</b>											
<b>JOURNEYMEN</b>											
CARPENTERS.....	8.850	9.560	40.00	-	8.00	-	7.00	-	-	-	0.40%
CEMENT FINISHERS.....	8.345	9.020	40.00	-	6.00	-	10.00	-	-	-	6.40
ENGINEERS--POWER EQUIP- MENT OPERATORS:											
OPERATORS:											
HEAVY EQUIPMENT--SHOV- ELS, CRANES, DITCHERS											
SHOVELS.....	9.430	9.930	40.00	.650	-	.600	-	-	-	0.035	-
MEDIUM EQUIPMENT-- BULLDOZERS, CARRYALLS											
GRADERS, SCOOPS.....	9.170	9.670	40.00	.650	-	.600	-	-	-	.035	-
LIGHT EQUIPMENT--COM- PRESSORS, ROLLERS.....	6.810	7.310	40.00	.650	-	.600	-	-	-	.035	-
COMPRESSORS.....	-	6.860	40.00	.650	-	.600	-	-	-	.035	-
<b>HELPERS AND LABORERS</b>											
CONSTRUCTION LABORERS....	6.910	7.260	40.00	.600	-	.500	-	-	-	-	-
<b>OTHER HEAVY CONSTRUCTION</b>											
<b>JOURNEYMEN</b>											
CARPENTERS.....	8.850	9.560	40.00	-	8.00	-	7.00	-	-	-	.40
CEMENT FINISHERS.....	8.345	9.020	40.00	-	6.00	-	11.00	-	10.00	-	6.40
ENGINEERS--POWER EQUIP- MENT OPERATORS:											
OPERATORS:											
HEAVY EQUIPMENT--SHOV- ELS, CRANES, DITCHERS											
MEDIUM EQUIPMENT--BULL- DOZERS, GRADERS, CAR- RYALLS, SCOOPS.....	9.430	9.930	40.00	.650	-	.600	-	-	-	.035	-
LIGHT EQUIPMENT--ROLL- ERS.....	9.170	9.670	40.00	.650	-	.600	-	-	-	.035	-
COMPRESSORS.....	6.810	7.310	40.00	.650	-	.600	-	-	-	.035	-
COMPRESSORS.....	-	6.860	40.00	.650	-	.600	-	-	-	.035	-
<b>PORTLAND, ORE.</b>											
<b>BUILDING CONSTRUCTION</b>											
<b>JOURNEYMEN</b>											
ASBESTOS WORKERS.....	9.710	9.710	40.00	.500	-	.950	-	6.250	-	.070	-
BOILERMAKERS.....	9.800	10.650	40.00	.750	-	1.000	-	.500	-	-	-
BRICKLAYERS.....	9.880	10.780	40.00	.650	-	.750	-	.250	-	.150	-
CAULKERS, POINTERS AND CLEANERS.....	9.880	10.780	40.00	.650	-	.750	-	.250	-	.150	-
CARPENTERS.....	8.790	10.090	40.00	.550	-	.850	-	.350	-	-	-
FLOOR LAYERS.....	8.790	10.240	40.00	.550	-	.850	-	.350	-	-	-
MILLWRIGHTS.....	8.790	10.340	40.00	.550	-	.850	-	.350	-	-	-
DOCK AND WHARF BUILDERS:											
AGREEMENT A.....	8.890	9.390	40.00	.550	-	.850	-	.350	-	-	-
AGREEMENT B.....	8.790	10.290	40.00	.550	-	.850	-	.350	-	-	-
SHINGLERS.....	8.790	10.090	40.00	.550	-	.850	-	.350	-	-	-
CEMENT FINISHERS.....	8.470	9.870	40.00	.650	-	.600	-	.600	-	.030	-
COMPOSITION, PLASTIC... ELECTRICIANS (INSIDE WIRES).....	8.620	10.020	40.00	.650	-	.600	-	.600	-	.030	-
WIRES).....	8.352	10.442	40.00	.650	-	.814	-	.908	-	.050	-

See footnotes at end of table.

**Table 20. Wage rates, hours, and employer contributions to funds: Selected cities—Continued**

(Union hourly wage rates and straight-time weekly hours and employer insurance, pension, vacation, and other contributions to funds in the building trades, July 1, 1975 and July 1, 1976)

CITY AND JOB CLASSIFICATION	JULY 1, 1975		JULY 1, 1976								
	RATE PER HOUR <sup>1</sup>	RATE PER HOUR <sup>1</sup>	HOURS PER WEEK <sup>2</sup>	EMPLOYER CONTRIBUTIONS TO FUNDS <sup>3</sup>							
				INSURANCE <sup>4</sup>		PENSION		VACATION		OTHER <sup>5</sup>	
DOLLARS	PERCENT	DOLLARS	PERCENT	DOLLARS	PERCENT	DOLLARS	PERCENT	DOLLARS	PERCENT		
<b>PORTLAND, ORE.</b>											
<b>-CONTINUED</b>											
<b>BUILDING CONSTRUCTION</b>											
<b>-CONTINUED</b>											
<b>JOURNEYMEN</b>											
<b>-CONTINUED</b>											
ELEVATOR CONSTRUCTORS....	\$9.540	\$11.130	40.00	0.545	-	0.350	-	-	8.00%	0.020	2.40%
ENGINEERS--POWER EQUIP- MENT OPERATORS											
HEAVY EQUIPMENT:											
POWER SHOVELS UNDER											
1 CU. YD.....	9.100	9.850	40.00	1.000	-	1.000	-	0.500	-	.030	-
3 CU YD. AND UNDER	9.240	9.990	40.00	1.000	-	1.000	-	.500	-	.030	-
3 CU YD. AND OVER...	9.880	10.630	40.00	1.000	-	1.000	-	.500	-	.030	-
TRACTORS OVER 50											
HORSEPOWER.....	9.020	9.770	40.00	1.000	-	1.000	-	.500	-	.030	-
MEDIUM EQUIPMENT:											
BLADES, POWER OVER 50											
HORSEPOWER.....	9.240	9.990	40.00	1.000	-	1.000	-	.500	-	.030	-
PILEDRIIVER ENGINEERS.	9.240	9.990	40.00	1.000	-	1.000	-	.500	-	.030	-
LIGHT EQUIPMENT:											
HOISTS:											
SINGLE DRUM.....	8.720	9.470	40.00	1.000	-	1.000	-	.500	-	.030	-
2 ACTIVE DRUMS OR											
MORE.....	9.160	9.910	40.00	1.000	-	1.000	-	.500	-	.030	-
CONCRETE MIXERS:											
1-5 BAG CAPACITY....	8.700	9.450	40.00	1.000	-	1.000	-	.500	-	.030	-
5 BAG CAPACITY AND											
OVER.....	8.860	9.610	40.00	1.000	-	1.000	-	.500	-	.030	-
MULTI-UNITS OF 3											
MIXERS.....	9.160	9.910	40.00	1.000	-	1.000	-	.500	-	.030	-
DERRICKS, LIVE BOOM..	9.240	9.990	40.00	1.000	-	1.000	-	.500	-	.030	-
GLAZIERS.....	8.650	9.250	40.00	.410	-	.650	-	-	6.80	.010	-
LATHERS.....	8.200	9.400	40.00	.550	-	.900	-	61.000	-	.120	-
MACHINISTS.....	10.860	11.810	40.00	-	-	.100	-	-	-	-	-
MARBLE SETTERS.....	9.880	10.780	40.00	.650	-	.750	-	6.250	-	.150	-
MOSAIC AND TERRAZZO											
WORKERS.....	8.690	9.340	40.00	.600	-	.550	-	.250	-	.100	-
PAINTERS.....	8.860	9.950	40.00	.450	-	.450	-	.400	-	.280	-
SPRAY.....	9.110	9.200	40.00	.450	-	.450	-	.400	-	.280	-
HIGH WORK (OVER 50 FT)	9.860	9.950	40.00	.450	-	.450	-	.400	-	.280	-
STRUCTURAL STEEL.....	9.360	9.450	40.00	.450	-	.450	-	.400	-	.280	-
BRIDGE.....	9.360	9.450	40.00	.450	-	.450	-	.400	-	.280	-
TAPPERS.....	8.060	9.740	40.00	.550	-	.400	-	.500	-	.140	-
PAPERHANGERS.....	9.110	9.200	40.00	.450	-	.450	-	.400	-	.280	-
PIPEFITTERS AND REFRIG- ERATION FITTERS.....	8.970	11.000	40.00	1.120	-	1.550	-	61.000	-	.060	-
OILFITTERS.....	6.810	7.090	40.00	.960	-	1.550	-	61.000	-	.190	-
PLASTERERS.....	8.600	10.050	40.00	.550	-	.800	-	6.450	-	.120	-
PLUMBERS.....	8.970	11.000	40.00	.700	-	1.550	-	61.000	-	.080	-
REINFORCING IRON WORKERS.	9.900	10.750	40.00	.730	-	1.000	-	.250	-	-	-
ROOFERS, COMPOSITON....	8.950	8.950	40.00	.500	-	.750	-	6.100	-	-	-
SHELT-METAL WORKERS.....	8.710	9.680	40.00	.550	-	.510	-	1.000	-	.020	3.00%
STONEMASONS.....	9.880	10.780	40.00	.650	-	.750	-	.250	-	.150	-
STRUCTURAL-IRON WORKERS..	9.900	10.750	40.00	.730	-	1.000	-	.250	-	-	-
ORNAMENTAL FINISHERS....	9.900	10.750	40.00	.730	-	1.000	-	.250	-	-	-
TILE SETTERS.....	8.690	9.340	40.00	.600	-	.550	-	6.250	-	.100	-
<b>HELPERS AND LABORERS</b>											
<b>BRICKLAYERS' TENDERS</b>											
(HOD CARRIERS).....	7.770	8.270	40.00	.750	-	.900	-	6.650	-	.130	-
BUILDING LABORERS.....	7.370	7.870	40.00	.750	-	.900	-	6.650	-	.130	-
COMPOSITION ROOFERS'											
HELPERS (FIRST 800 HRS).	6.230	6.230	40.00	.500	-	.750	-	6.100	-	-	-
ELEVATOR CONSTRUCTORS'											
HELPERS.....	6.680	7.790	40.00	.545	-	.350	-	-	8.00	.020	2.40
PROBATIONARY HELPERS..	4.770	5.565	40.00	.545	-	.350	-	-	8.00	.020	2.40
JACKHAMMER MEN (POWER)...	7.720	8.220	40.00	.750	-	.900	-	6.650	-	.130	-
MARBLE SETTERS' HELPERS...	7.770	8.270	40.00	.750	-	.900	-	6.650	-	.130	-
PLASTERERS' LABORERS.....	7.770	8.270	40.00	.750	-	.900	-	6.650	-	.130	-
PLUMBERS' LABORERS.....	7.470	7.970	40.00	.750	-	.900	-	6.650	-	.130	-
TERRAZZO WORKERS'											
HELPERS.....	7.390	8.260	40.00	.600	-	.350	-	.250	-	-	-
TILE LAYERS' HELPPRS.....	7.390	8.260	40.00	.600	-	.350	-	.250	-	-	-

See footnotes at end of table.

**Table 20. Wage rates, hours, and employer contributions to funds: Selected cities—Continued**

(Union hourly wage rates and straight-time weekly hours and employer insurance, pension, vacation, and other contributions to funds in the building trades, July 1, 1975 and July 1, 1976)

CITY AND JOB CLASSIFICATION	JULY 1, 1975		JULY 1, 1976								
	RATE PER HOUR <sup>1</sup>	RATE PER HOUR <sup>1</sup>	HOURS PER WEEK <sup>2</sup>	EMPLOYER CONTRIBUTIONS TO FUNDS <sup>3</sup>							
				INSURANCE <sup>4</sup>		PENSION		VACATION		OTHER <sup>5</sup>	
				DOLLARS	PERCENT	DOLLARS	PERCENT	DOLLARS	PERCENT	DOLLARS	PERCENT
<b>PORTLAND, ORE.</b>											
<b>-CONTINUED</b>											
HIGHWAY AND STREET CONSTRUCTION											
HELPERS AND LABORERS											
CONSTRUCTION LABORERS:											
GROUP I.....	\$7.370	\$7.220	40.00	0.750	-	0.900	-	60.650	-	0.130	-
GROUP II.....	7.720	7.570	40.00	.750	-	.900	-	6.650	-	.130	-
GROUP III.....	8.020	7.870	40.00	.750	-	.900	-	6.650	-	.130	-
GROUP IV.....	8.270	8.120	40.00	.750	-	.900	-	6.650	-	.130	-
<b>PROVIDENCE, R.I.</b>											
BUILDING CONSTRUCTION											
JOURNEYMEN											
ASBESTOS WORKER.....	8.470	8.920	35.00	.760	-	.930	-	1.000	-	-	-
BOILERMAKERS.....	10.000	10.680	40.00	.750	-	-	10.00%	-	-	-	-
BRICKLAYERS.....	9.150	9.550	40.00	.950	-	.650	-	-	-	.025	-
CARPENTERS.....	8.750	9.150	40.00	.650	-	.900	-	.250	-	.030	-
PILEDRIVERS AND DOCK BUILDERS.....	8.750	9.160	40.00	.650	-	.900	-	.250	-	.030	-
MILLWRIGHTS.....	9.000	9.400	40.00	.650	-	.900	-	.250	-	.030	-
RESIDENTIAL.....	6.950	7.270	40.00	.650	-	.900	-	.250	-	.030	-
CEMENT FINISHERS.....	8.850	8.850	40.00	.650	-	.350	-	-	-	-	-
ELECTRICIANS (INSIDE WIRES).....	9.100	9.100	40.00	.480	-	1.150	1.00	.300	-	.020	-
ELEVATOR CONSTRUCTORS.....	9.390	9.700	40.00	.495	-	.320	-	-	6.00%	.244	-
ENGINEERS--POWER EQUIPMENT OPERATORS											
HEAVY EQUIPMENT: CRANES, SHOVELS, DRAGLINES, BACKHOES..	9.620	10.285	40.00	.950	-	1.150	-	-	-	.150	-
MEDIUM EQUIPMENT: HOISTS, PILEDRIVERS, DERRICKS.....	9.620	10.285	40.00	.950	-	1.150	-	-	-	.150	-
LIGHT EQUIPMENT: PUMPS, AIR COMPRESSORS, GAS AND ELECTRIC HEATERS.....	8.170	8.835	40.00	.950	-	1.150	-	-	-	.150	-
GLAZIERS.....	8.680	8.880	40.00	.520	-	13.850	-	-	-	.044	-
LATHERS.....	9.250	9.550	35.00	.600	-	.450	-	-	-	.030	-
MARBLE SETTERS.....	9.350	9.650	40.00	.950	-	.650	-	-	-	-	-
MOSAIC AND TERRAZZO WORKERS.....	9.350	9.650	40.00	.950	-	.650	-	-	-	-	-
PAINTERS.....	8.400	8.800	40.00	.550	-	.900	-	.250	-	-	-
STRUCTURAL STEEL.....	8.650	9.050	40.00	.550	-	.900	-	.250	-	-	-
SPRAY.....	9.400	9.800	40.00	.550	-	.900	-	.250	-	-	-
PAPERHANGERS.....	8.400	8.800	40.00	.550	-	.900	-	.250	-	-	-
PAPLIFITERS.....	9.850	10.350	40.00	.830	-	1.030	-	-	-	.070	-
SPRINKLER FITTERS.....	5.540	10.060	40.00	.600	-	.900	-	.500	-	-	-
PLASTERERS.....	8.700	8.700	40.00	.900	-	.450	-	-	-	-	-
PLUMBERS.....	9.940	10.160	40.00	.860	-	1.190	-	-	-	.050	-
REINFORCING IRON WORKERS.....	9.180	9.180	40.00	.700	-	13.1.500	-	.250	-	.050	-
ROOFERS, COMPOSITION.....	9.200	9.900	40.00	.450	-	.250	-	-	-	-	-
ROOFERS, SLATE AND TILE.....	9.400	10.100	40.00	.450	-	.250	-	-	-	-	-
SHEET-METAL WORKERS.....	9.530	9.630	40.00	.960	-	1.150	-	.300	-	.120	-
STONEMASONS.....	9.150	9.550	40.00	.950	-	.650	-	-	-	.025	-
STRUCTURAL IRON WORKERS.....	9.180	9.180	40.00	.700	-	13.1.500	-	.250	-	.050	-
ORNAMENTAL.....	9.180	9.180	40.00	.700	-	13.1.500	-	.250	-	.050	-
TILE LAYERS.....	9.350	9.650	40.00	.950	-	.650	-	-	-	-	-
HELPERS AND LABORERS											
BRICKLAYERS' TENDERS.....	7.000	7.500	40.00	.600	-	.700	-	-	-	.180	-
HOPKAR MIXERS.....	7.250	7.750	40.00	.600	-	.700	-	-	-	.180	-
BUILDING LABORERS.....	7.000	7.500	40.00	.600	-	.700	-	-	-	.180	-
COMPOSITION ROOFERS' HELPERS											
CLASS A.....	8.350	9.050	40.00	.450	-	.250	-	-	-	-	-
CLASS B.....	7.800	8.550	40.00	.450	-	.250	-	-	-	-	-
ELEVATOR CONSTRUCTORS' HELPERS.....	6.570	6.790	40.00	.495	-	.320	-	-	6.00	.244	-
MARBLE SETTERS' HELPERS.....	7.700	7.810	40.00	-	-	6.1.000	-	-	-	-	-
PLASTERERS' LABORERS.....	7.750	7.750	40.00	.600	-	.700	-	-	-	.150	-
TERRAZZO WORKERS'.....	7.700	7.810	40.00	-	-	6.1.000	-	-	-	-	-
TILE LAYERS' HELPERS.....	7.700	7.810	40.00	-	-	6.1.000	-	-	-	-	-

See footnotes at end of table.



**Table 20. Wage rates, hours, and employer contributions to funds: Selected cities—Continued**

(Union hourly wage rates and straight-time weekly hours and employer insurance, pension, vacation, and other contributions to funds in the building trades, July 1, 1975 and July 1, 1976)

CITY AND JOB CLASSIFICATION	JULY 1, 1975		JULY 1, 1976								
	RATE PER HOUR <sup>1</sup>	RATE PER HOUR <sup>2</sup>	HOURS PER WEEK <sup>3</sup>	EMPLOYER CONTRIBUTIONS TO FUNDS <sup>4</sup>							
				INSURANCE <sup>4</sup>		PENSION		VACATION		OTHER <sup>5</sup>	
				DOLLARS	PERCENT	DOLLARS	PERCENT	DOLLARS	PERCENT	DOLLARS	PERCENT
<b>PROVIDENCE, R.I.—CONTINUED</b>											
HIGHWAY AND STREET CONSTRUCTION											
JOURNEYMEN											
CARPENTERS, PILEDRIVERS..	\$9.160	\$9.160	40.00	0.650	-	0.900	-	0.250	-	0.030	-
CEMENT FINISHERS.....	7.650	8.000	40.00	.500	-	.350	-	-	-	-	-
ENGINEERS--POWER EQUIPMENT OPERATORS:											
HEAVY EQUIPMENT:											
CRANES, DRAGLINES, PAVERS, SHOVELS....	9.420	10.095	40.00	.950	-	1.150	-	-	-	.150	-
MEDIUM EQUIPMENT:											
PILE DRIVERS, LIGHTERS, DERRICKS.....	9.420	10.095	40.00	.950	-	1.150	-	-	-	.150	-
LIGHT EQUIPMENT:											
PUMPS AND AIR COMPRESSORS, MIXERS											
STONE CRUSHERS.....	7.775	8.445	40.00	.950	-	1.150	-	-	-	.150	-
STRUCTURAL IRON WORKERS..	9.180	9.180	40.00	.700	-	1.500	-	.250	-	.050	-
HELPERS AND LABORERS											
GENERAL LABORERS.....	7.000	7.500	40.00	.600	-	.700	-	-	-	.180	-
OTHER HEAVY CONSTRUCTION											
JOURNEYMEN											
CARPENTERS, PILEDRIVERS..	9.160	9.160	40.00	.650	-	.900	-	.250	-	.030	-
CEMENT FINISHERS.....	7.650	8.000	40.00	.500	-	.350	-	-	-	-	-
ENGINEERS--POWER EQUIPMENT OPERATORS:											
HEAVY EQUIPMENT:											
CRANES, SHOVEL, DRAGLINES, PAVERS...	10.320	10.345	40.00	.950	-	1.150	-	-	-	.150	-
MEDIUM EQUIPMENT:											
PILEDRIVERS LIGHTERS, DERRICKS..	10.320	10.345	40.00	.950	-	1.150	-	-	-	.150	-
LIGHT EQUIPMENT:											
PUMPS AND AIR COMPRESSORS, MIXERS,											
STONE CRUSHERS.....	8.630	8.905	40.00	.950	-	1.150	-	-	-	.150	-
STRUCTURAL IRON WORKERS..	9.180	9.180	40.00	.700	-	1.500	-	.250	-	.050	-
HELPERS AND LABORERS											
GENERAL LABORERS.....	7.000	7.500	40.00	.600	-	.700	-	-	-	.180	-
<b>RIVERSIDE, CALIF.</b>											
BUILDING CONSTRUCTION											
JOURNEYMEN											
ASBESTOS WORKERS.....	10.580	11.350	40.00	.870	-	.950	-	1.000	-	-	-
BOILERMAKERS.....	10.850	12.000	40.00	.750	-	1.000	-	.500	-	-	-
BRICKLAYERS.....	9.530	10.100	40.00	1.030	-	1.350	-	.500	-	.250	-
CARPENTERS.....	8.830	9.540	40.00	1.300	-	1.800	-	.800	-	.020	-
CEMENT FINISHERS.....	8.460	9.410	40.00	1.100	-	1.750	-	1.000	-	-	-
ELECTRICIANS.....	10.710	11.510	40.00	.600	-	1.250	1.00%	-	-	-	-
ELEVATOR CONSTRUCTORS....	11.075	12.000	40.00	.495	-	.320	-	-	5.00%	.317	-
ENGINEERS--POWER EQUIPMENT OPERATORS:											
BACKHOE, CLAMSHELL (OVER 3/4 YARD), DRAGLINES, SHOVELS, TRACTOR--UP TO 100 HP.....	9.500	10.290	40.00	.950	-	2.000	-	.500	-	.100	-
HP.....	9.400	10.180	40.00	.950	-	2.000	-	.500	-	.100	-
A-FRAME OR WINCH TRUCK OPERATOR.....	9.060	9.820	40.00	.950	-	2.000	-	.500	-	.100	-

See footnotes at end of table.

**Table 20. Wage rates, hours, and employer contributions to funds: Selected cities—Continued**

(Union hourly wage rates and straight-time weekly hours and employer insurance, pension, vacation, and other contributions to funds in the building trades, July 1, 1975 and July 1, 1976)

CITY AND JOB CLASSIFICATION	JULY 1, 1975		JULY 1, 1976								
	RATE PER HOUR <sup>1</sup>	RATE PER HOUR <sup>1</sup>	HOURS PER WEEK <sup>2</sup>	EMPLOYER CONTRIBUTIONS TO FUNDS <sup>3</sup>							
				INSURANCE <sup>4</sup>		PENSION		VACATION		OTHER <sup>5</sup>	
				DOLLARS	PERCENT	DOLLARS	PERCENT	DOLLARS	PERCENT	DOLLARS	PERCENT
RIVERSIDE, CALIF. -CONTINUED											
BUILDING CONSTRUCTION -CONTINUED											
JOURNEYMEN -CONTINUED											
ENGINEERS—POWER EQUIPMENT OPERATORS:—CONTINUED											
MOTOR PATROL BLADE OPERATOR:											
SINGLE ENGINE....	\$9.620	\$10.410	40.00	0.950	-	2.000	-	0.500	-	0.100	-
MULTI-ENGINE....	9.780	10.580	40.00	.950	-	2.000	-	.500	-	.100	-
COMPRESSOR OPERATOR.	8.520	9.250	40.00	.950	-	2.000	-	.500	-	.100	-
CONCRETE MIXER-SLIP.	8.790	9.530	40.00	.950	-	2.000	-	.500	-	.100	-
TRACTOR--OVER 100 HP	9.500	10.290	40.00	.950	-	2.000	-	.500	-	.100	-
CONCRETE MIXER--PAV- ING.....	9.500	10.290	40.00	.950	-	2.000	-	.500	-	.100	-
SHIP LEADER OPERATOR (3/4 - 1-1/2 YARDS).	9.400	10.180	40.00	.950	-	2.000	-	.500	-	.100	-
SHIP LOADFR (1-1/2 6-1/2 YARDS).....	9.500	10.290	40.00	.950	-	2.000	-	.500	-	.100	-
TRACTOR LOADER--OVER 6-1/2 YARDS.....	9.620	10.410	40.00	.950	-	2.000	-	.500	-	.100	-
TRENCHING MACHINE OPERATOR (UP TO 6 FT).....	9.190	9.960	40.00	.950	-	2.000	-	.500	-	.100	-
CANAL LINER OPER- ATOR.....	9.900	10.710	40.00	.950	-	2.000	-	.500	-	.100	-
GLAZIERS.....	8.372	9.522	40.00	.550	-	.950	-	-	13.00	.429	-
LATHERS.....	10.500	10.900	40.00	.650	-	.800	-	.500	-	.120	-
MACHINISTS.....	10.200	11.400	40.00	.472	-	.500	-	-	-	-	-
MARBLE SETTERS.....	9.529	9.529	40.00	-	7.98%	-	10.97	-	65.00	-	7.14%
PAINTERS.....	9.270	10.370	40.00	.840	-	1.100	-	.750	-	.090	-
PAPERHANGERS.....	9.770	10.870	40.00	.840	-	1.100	-	.750	-	.090	-
PIPLIMITERS.....	10.950	11.660	40.00	-	10.00	-	16.00	-	13.00	-	1.50
PLASTERERS.....	11.010	11.858	40.00	-	-	-	-	-	-	-	15.00
PLUMBERS.....	10.950	11.660	40.00	-	10.00	-	16.00	-	13.00	-	1.50
REINFORCING IRON WORKERS.	10.230	11.030	40.00	1.090	-	1.830	-	1.150	-	.070	-
ROOFERS, COMPOSITION....	8.650	9.300	40.00	.600	-	.650	-	1.000	-	.160	-
ROOFERS, SLATE AND TILE..	8.650	9.300	40.00	.600	-	.650	-	1.000	-	.160	-
SHEETMETAL WORKERS.....	8.050	8.055	40.00	.940	-	1.500	-	-	610.00	.290	-
STONEMASONS.....	9.530	10.100	40.00	1.030	-	1.350	-	.650	-	.250	-
STRUCTURAL IRON WORKERS..	10.230	11.030	40.00	1.090	-	1.830	-	1.150	-	.030	-
TERRAZZO WORKERS.....	9.820	10.720	40.00	.300	-	.800	-	.700	-	.300	-
TILE LAYERS (TILE SETTERS).....	9.250	9.720	40.00	1.030	-	1.350	-	.650	-	.250	-
HELPERS AND LABORERS											
BRICKLAYERS' TENDERS.....	7.805	8.255	40.00	.850	-	1.800	-	.500	-	.150	-
BUILDING LABORERS (GENERAL CONST.).....	7.200	7.655	40.00	.850	-	1.800	-	.500	-	.150	-
ELEVATOR CONSTRUCTORS'											
HELPERS.....	7.750	8.400	40.00	.495	-	.320	-	-	5.00	.214	-
MARBLE SETTERS' HELPERS..	6.220	6.780	40.00	1.110	-	1.200	-	.500	-	-	-
PLASTERERS' LABORERS (TENDERS).....	9.530	10.180	40.00	.850	-	1.800	-	.500	-	.150	-
TERRAZZO WORKERS'											
HELPERS.....	8.080	8.880	40.00	.350	-	.800	-	1.000	-	.300	-
TILE LAYERS' HELPERS.....	7.465	8.460	40.00	1.110	-	1.200	-	.500	-	.300	-
CERTIFIED HELPERS.....	7.745	8.740	40.00	1.110	-	1.200	-	.500	-	.300	-
OTHER HEAVY CONSTRUCTION											
JOURNEYMEN											
CARPENTERS.....	8.830	9.450	40.00	1.300	-	1.800	-	.800	-	.020	-
CEMENT FINISHERS.....	8.460	9.410	40.00	1.100	-	1.750	-	1.000	-	-	-
ENGINEERS-POWER EQUIPMENT OPERATORS:											
SHOVELS, BACKHOPS, DRAG- LINES, CLANSHELLS (OVER 3/4 YARD).....	9.500	10.290	40.00	.950	-	2.000	-	.500	-	.100	-
TRACTORS (UP TO 100 HP)	9.400	10.180	40.00	.950	-	2.000	-	.500	-	.100	-
A-FRAMES OR WINCH TRUCKS.....	9.060	9.820	40.00	.950	-	2.000	-	.500	-	.100	-
MOTOR PATROL BLADES (SINGLE ENGINE).....	9.620	10.410	40.00	.950	-	2.000	-	.500	-	.100	-

See footnotes at end of table.

**Table 20. Wage rates, hours, and employer contributions to funds: Selected cities—Continued**

(Union hourly wage rates and straight-time weekly hours and employer insurance, pension, vacation, and other contributions to funds in the building trades, July 1, 1975 and July 1, 1976)

CITY AND JOB CLASSIFICATION	JULY 1, 1975		JULY 1, 1976								
	RATE PER HOUR <sup>1</sup>	RATE PER HOUR <sup>1</sup>	HOURS PER WEEK <sup>2</sup>	EMPLOYER CONTRIBUTIONS TO FUNDS <sup>3</sup>							
				INSURANCE <sup>4</sup>		PENSION		VACATION		OTHER <sup>5</sup>	
				DOLLARS	PERCENT	DOLLARS	PERCENT	DOLLARS	PERCENT	DOLLARS	PERCENT
<b>RIVERSIDE, CALIF.</b>											
<b>-CONTINUED</b>											
OTHER HEAVY CONSTRUCTION											
-CONTINUED											
JOURNEYMEN											
-CONTINUED											
(MULTI-ENGINE).....	\$9.780	\$10.580	40.00	0.950	-	2.000	-	0.500	-	0.100	-
COMPRESSORS.....	8.520	9.250	40.00	.950	-	2.000	-	.500	-	.100	-
CONCRETE MIXERS (SLIP TYPE).....	8.790	9.530	40.00	.950	-	2.000	-	.500	-	.100	-
TRACTORS (OVER 100 HP). CONCRETE MIXERS (PAVING).....	9.500	10.290	40.00	.950	-	2.000	-	.500	-	.100	-
SHIP LOADERS (3/4 TO 1 1/2 YARDS).....	9.400	10.180	40.00	.950	-	2.000	-	.500	-	.100	-
SHIP LOADERS (1 1/2 TO 6 1/2 YARDS).....	9.500	10.290	40.00	.950	-	2.000	-	.500	-	.100	-
TRACTOR LOADERS (OVER 6 1/2 YARDS).....	9.620	10.410	40.00	.950	-	2.000	-	.500	-	.100	-
TRENCHERS (UP TO 6 FT). CANAL TINNERS.....	9.190	9.960	40.00	.950	-	2.000	-	.500	-	.100	-
9.900	10.710	40.00	.950	-	2.000	-	.500	-	.100	-	
STRUCTURAL IRON WORKERS..	10.230	11.030	40.00	1.030	-	1.830	-	1.150	-	.930	-
HELPERS AND LABORERS											
CONSTRUCTION LABORERS....	7.200	7.650	40.00	.850	-	.800	-	.500	-	.150	-
<b>ROCHESTER, N.Y.</b>											
BUILDING CONSTRUCTION											
JOURNEYMEN											
ASBESTOS WORKERS.....	11.070	11.070	40.00	.830	-	.400	-	-	-	.040	-
BRICKLAYERS.....	10.665	10.665	40.00	.550	-	.750	-	-	-	.090	-
RESIDENTIAL.....	7.190	7.190	40.00	.550	-	.750	-	-	-	.070	-
CARPENTERS, GENERAL.....	10.250	10.300	40.00	.750	-	.660	-	-	-	.430	-
RESIDENTIAL.....	5.500	5.500	40.00	.750	-	.660	-	-	-	.360	-
FLOOR LAYERS, HARDWOOD TILE AND CARPETING....	9.420	9.420	40.00	.750	-	.660	-	-	-	.055	-
MILLWRIGHTS.....	10.620	10.720	40.00	.750	-	.660	-	-	-	36.380	-
CEMENT FINISHERS.....	10.465	10.665	40.00	.550	-	.750	-	-	-	.090	-
RESIDENTIAL.....	6.990	7.690	40.00	.550	-	.750	-	-	-	.070	-
ELECTRICIANS (INSIDE WIRERS).....	10.850	10.850	40.00	.700	-	1.350	1.00%	-	-	-	0.25%
ELEVATOR CONSTRUCTORS....	10.610	11.350	40.00	.495	-	.320	-	.8	-	9.020	-
ENGINEERS--POWER EQUIPMENT OPERATORS:											
HEAVY EQUIPMENT--CRANES, DERRICKS, PILEDRIVERS.....	10.210	10.460	40.00	.550	-	.600	-	-	-	9.450	-
MEDIUM EQUIPMENT--HOISTS, CONCRETE PUMPS, HIGH PRESSURE BOILERS.....	10.030	10.280	40.00	.550	-	.600	-	-	-	.450	-
LIGHT EQUIPMENT--PUMPS, COMPRESSORS, MIXERS.....	8.930	9.185	40.00	.550	-	.600	-	-	-	9.450	-
RESIDENTIAL.....	7.050	7.100	40.00	.500	-	.550	-	-	-	9.400	-
GLAZIERS.....	9.400	9.400	40.00	.820	-	.460	-	-	-	.150	-
LATHERS.....	10.780	10.780	40.00	-	-	.500	-	-	-	.060	-
MACHINISTS.....	9.000	9.750	40.00	-	-	-	-	-	-	-	-
MOSAIC SETTERS.....	11.660	11.860	40.00	-	-	-	-	-	-	.030	-
MOSAIC AND TEPRAZZO WORKERS.....	11.660	11.860	40.00	-	-	-	-	-	-	.030	-
PAINTERS.....	8.950	8.950	40.00	.650	-	.620	-	-	-	.350	-
STRUCTURAL STEEL:											
TO 40 FEET.....	9.450	9.450	40.00	.650	-	.620	-	-	-	.350	-
OVER 40 FEET.....	9.650	9.650	40.00	.650	-	.620	-	-	-	.350	-
SPRAY:											
REGULAR.....	9.550	9.550	40.00	.650	-	.620	-	-	-	.350	-
SPECIAL.....	9.650	9.650	40.00	.650	-	.620	-	-	-	.350	-
BRIDGE.....	9.950	9.950	40.00	.650	-	.620	-	-	-	.350	-
PAPERHANGERS.....	9.200	9.200	40.00	.650	-	.620	-	-	-	.350	-
PIPEFITTERS.....	9.990	10.490	40.00	.605	-	.625	-	.550	-	1.820	-
PLASTERERS.....	10.665	10.665	40.00	.550	-	.750	-	-	-	.090	-
RESIDENTIAL.....	7.190	7.190	40.00	.550	-	.750	-	-	-	.070	-
PLUMBERS.....	9.990	10.490	40.00	.605	-	.625	-	.550	-	1.820	-
REINFORCING IRON WORKERS..	10.240	10.290	40.00	.740	-	.820	-	-	-	.170	-

See footnotes at end of table.

**Table 20. Wage rates, hours, and employer contributions to funds: Selected cities—Continued**

(Union hourly wage rates and straight-time weekly hours and employer insurance, pension, vacation, and other contributions to funds in the building trades, July 1, 1975 and July 1, 1976)

CITY AND JOB CLASSIFICATION	JULY 1, 1975	JULY 1, 1976									
	RATE PER HOUR <sup>1</sup>	RATE PER HOUR <sup>1</sup>	HOURS PER WEEK <sup>2</sup>	EMPLOYER CONTRIBUTIONS TO FUNDS <sup>3</sup>							
				INSURANCE <sup>4</sup>		PENSION		VACATION		OTHER <sup>5</sup>	
				DOLLARS	PERCENT	DOLLARS	PERCENT	DOLLARS	PERCENT	DOLLARS	PERCENT
<b>ROCHESTER, N.Y.</b>											
<b>-CONTINUED</b>											
<b>BUILDING CONSTRUCTION</b>											
<b>-CONTINUED</b>											
<b>JOURNEYMEN</b>											
<b>-CONTINUED</b>											
ROOFERS, COMPOSITION.....	\$10.420	\$10.420	40.00	0.630	-	0.630	-	0.250	-	0.030	-
ROOFERS, SLATE AND TILE..	10.420	10.420	40.00	.630	-	.630	-	.250	-	.030	-
SHFIT-METAL WORKERS.....	79.860	10.340	40.00	.700	-	1.000	-	.750	-	.150	-
RESIDENTIAL.....	5.000	5.000	40.00	.700	-	.100	-	-	-	-	-
STONEMASONS.....	10.665	10.665	40.00	.550	-	.750	-	-	-	.090	-
RESIDENTIAL.....	7.190	7.190	40.00	.550	-	.750	-	-	-	.070	-
STRUCTURAL IRON WORKERS..	10.240	10.290	40.00	.740	-	.820	-	-	-	.170	-
FINISHERS (ORNAMENTAL)	10.240	10.290	40.00	.740	-	.820	-	-	-	.170	-
TILE LAYERS.....	11.660	11.860	40.00	-	-	-	-	-	-	.030	-
<b>HELPERS AND LABORERS</b>											
BRICKLAYERS' TENDERS.....	8.000	8.000	40.00	.850	-	.890	-	-	-	.620	-
BUILDING LABORERS.....	8.000	8.000	40.00	.850	-	.890	-	-	-	.620	-
ELEVATORS CONSTRUCTORS'											
HELPERS.....	7.430	7.945	40.00	.495	-	.320	-	8-	-	9.020	-
MARBLE SETTERS' HELPERS..	8.750	79.050	40.00	-	-	.840	-	-	-	.500	-
PLASTERERS' TENDERS.....	8.000	8.000	40.00	.850	-	.890	-	-	-	.620	-
TERRAZZO WORKERS'											
HELPERS.....	8.750	79.050	40.00	-	-	.840	-	-	-	.500	-
MACHINE OPERATORS											
(GRINDERS).....	8.850	79.050	40.00	-	-	.840	-	-	-	.500	-
TILE LAYERS' HELPERS.....	8.750	79.050	40.00	-	-	.840	-	-	-	.500	-
<b>HIGHWAY AND STREET CONSTRUCTION</b>											
<b>JOURNEYMEN</b>											
CARPENTERS.....	8.380	8.580	40.00	.750	-	.660	-	-	-	10.370	-
PILEDRIVERS.....	8.380	8.250	40.00	.750	-	.660	-	-	-	10.370	-
CEMENT FINISHERS.....	8.390	8.890	40.00	.550	-	.750	-	-	-	.040	-
ENGINEERS--POWER EQUIP-											
MENT OPERATORS:											
CLASS A--BACKHOES,											
CRANES, DRAGLINES,											
PILEDRIVERS.....	9.150	9.700	40.00	.550	-	.600	-	-	-	9.400	-
CLASS B--CONCRETE											
PUMPS, ONE-DRUM											
HOISTS, ROLLERS (ALL											
ABOVE SUBGRADE).....	8.950	9.500	40.00	.550	-	.600	-	-	-	9.400	-
CLASS C--FORKLIPTS,											
HYDRAULIC HAMMERS,											
CONCRETE PAVEMENT											
SPREADERS AND FINISH-											
ERS.....	8.650	9.200	40.00	.550	-	.600	-	-	-	9.400	-
CLASS D--CONCRETE MIX-											
ERS (165 AND UNDER),											
FORM TAMPERS, TRAC-											
TORS.....	7.900	8.450	40.00	.550	-	.600	-	-	-	9.400	-
CLASS E--OILERS, JUM-											
IOR ENGINEERS.....	7.650	8.200	40.00	.550	-	.600	-	-	-	9.400	-
STRUCTURAL IRON WORKERS..	10.240	10.290	40.00	.740	-	.820	-	-	-	.170	-
FINISHERS.....	10.240	10.290	40.00	.740	-	.820	-	-	-	.170	-
<b>HELPERS AND LABORERS</b>											
GENERAL LABORERS.....	7.370	7.370	40.00	.850	-	.890	-	-	-	.550	-
MORTAR SETTERS AND											
CHANGERS.....	7.670	7.670	40.00	.850	-	.890	-	-	-	.550	-
ASPHALT RAKERS, WAGON											
DRILL OPERATORS, CURB											
STONE SETTERS.....	7.620	7.620	40.00	.850	-	.890	-	-	-	.550	-
PIPE LAYERS, POWER											
TOOL OPERATORS (AIR,											
ELECTRIC, GAS, AND											
DIESEL).....	7.570	7.570	40.00	.850	-	.890	-	-	-	.550	-
BLASTERS.....	9.120	9.120	40.00	.850	-	.890	-	-	-	.550	-
<b>OTHER HEAVY CONSTRUCTION</b>											
<b>JOURNEYMEN</b>											
CARPENTERS.....	8.380	8.580	40.00	.750	-	.660	-	-	-	10.370	-
PILEDRIVERS.....	8.380	8.580	40.00	.750	-	.660	-	-	-	10.435	-

See footnotes at end of table.

**Table 20. Wage rates, hours, and employer contributions to funds: Selected cities—Continued**

(Union hourly wage rates and straight-time weekly hours and employer insurance, pension, vacation, and other contributions to funds in the building trades, July 1, 1975 and July 1, 1976)

CITY AND JOB CLASSIFICATION	JULY 1, 1975		JULY 1, 1976								
	RATE PER HOUR <sup>1</sup>	RATE PER HOUR <sup>1</sup>	HOURS PER WEEK <sup>2</sup>	EMPLOYER CONTRIBUTIONS TO FUNDS <sup>3</sup>							
				INSURANCE <sup>4</sup>		PENSION		VACATION		OTHER <sup>5</sup>	
				DOLLARS	PERCENT	DOLLARS	PERCENT	DOLLARS	PERCENT	DOLLARS	PERCENT
<b>ROCHESTER, N.Y.</b>											
<b>-CONTINUED</b>											
OTHER HEAVY CONSTRUCTION -CONTINUED											
JOURNEYMEN -CONTINUED											
CEMENT FINISHERS.....	\$8.390	\$8.890	40.00	0.550	-	0.750	-	-	-	0.040	-
ENGINEERS—POWER EQUIPMENT OPERATORS:											
HEAVY EQUIPMENT--CABLEWAYS, PILEDRIVERS, CRANES, SHOVELS, CARRYALLS, TYPE SCRAPERS..	9.300	9.690	40.00	.550	-	.600	-	-	-	10.420	-
MEDIUM EQUIPMENT--DINKY LOCOMOTIVES, HOISTS (I-DRUM), CONCRETE PUMPS (UNDER 8 INCHES)	9.000	9.370	40.00	.550	-	.600	-	-	-	10.420	-
HIGH PREASURE BOILERS (15LBS AND OVER).....	7.600	7.900	40.00	.550	-	.600	-	-	-	10.420	-
LIGHT EQUIPMENT--PUMPS (UNDER 4 INCHES).....	8.350	8.690	40.00	.550	-	.600	-	-	-	10.420	-
COMPRESSORS (315 CF AND OVER), PUMPS (4 INCHES AND OVER)..	9.850	10.260	40.00	.550	-	.600	-	-	-	.420	-
MASTER MECHANICS.....	10.240	10.290	40.00	.740	-	.820	-	-	-	.170	-
STRUCTURAL IRON WORKERS..	10.240	10.290	40.00	.740	-	.820	-	-	-	.170	-
FINISHERS.....											
HELPERS AND LABORERS											
LABORERS.....	6.450	6.800	40.00	.850	-	-	-	-	-	.550	-
<b>ROCKFORD, ILL.</b>											
BUILDING CONSTRUCTION											
JOURNEYMEN											
ASBESTOS WORKERS.....	10.220	10.220	40.00	.450	-	.600	-	0.750	-	.040	-
BOILERMAKERS.....	10.550	11.550	37.50	.750	-	1.000	-	-	-	.470	5.00%
BRICKLAYERS.....	9.400	9.900	40.00	.400	-	.400	-	6.450	-	.030	-
CARPENTERS.....	9.450	10.050	40.00	.400	-	.350	-	-	-	6.250	-
ELECTRICIANS.....	9.330	9.780	40.00	.400	-	.500	-	-	-	6.050	-
CEMENT FINISHERS.....	9.100	9.730	40.00	.400	-	.450	-	-	-	6.220	-
ELECTRICIANS (INSIDE WIRERS).....	9.690	10.403	40.00	.400	-	.400	1.00%	-	6.500%	-	.50
ELEVATOR CONSTRUCTORS.....	10.045	11.010	40.00	.545	-	.350	-	-	6.00	.020	2.31
ENGINEERS--POWER EQUIPMENT OPERATORS:											
HEAVY--CRANES.....	10.550	10.550	40.00	.650	-	.850	-	.400	-	-	-
LIGHT--AIR COMPRESSORS.....	8.100	8.100	40.00	.650	-	.850	-	.400	-	-	-
SOILERS.....	6.850	6.850	40.00	.650	-	.850	-	.400	-	-	-
OILERS.....	8.900	9.440	40.00	.370	-	.200	-	1.000	-	-	-
GLAZIERS.....	9.140	9.440	40.00	.400	-	.350	-	.400	-	.040	-
LATHERS.....	8.800	9.300	40.00	.400	-	.300	-	6.250	-	.020	-
MARBLE SETTERS.....											
MOSAIC AND TERRAZZO WORKERS.....	8.800	9.300	40.00	.400	-	.300	-	6.250	-	.020	-
PAINTERS.....	8.300	9.350	40.00	6.400	-	-	-	6.500	-	-	-
SWING STAGE.....	8.550	9.600	40.00	6.400	-	-	-	6.500	-	-	-
STRUCTURAL STEEL.....	8.550	9.600	40.00	6.400	-	-	-	6.500	-	-	-
PAPERHANGERS.....	8.300	9.350	40.00	6.400	-	-	-	6.500	-	-	-
PIPEFITTERS.....	9.500	10.100	40.00	.450	-	.400	-	-	-	6.850	-
REFRIGERATION FITTERS.....	9.500	10.100	40.00	.450	-	.400	-	-	-	6.850	-
PLASTERERS.....	8.530	9.080	40.00	.400	-	.500	-	-	-	6.530	-
PLUMBERS.....	9.500	10.100	40.00	.450	-	.400	-	-	-	6.850	-
REINFORCING IRON WORKERS.....	11.200	11.875	40.00	.650	-	.375	-	-	-	.100	-
ROOFERS, COMPOSITION.....	9.000	10.550	40.00	.400	-	-	-	-	-	1.000	-
ROOFERS, SLATE AND TILE.....	9.000	10.550	40.00	.400	-	-	-	-	-	1.000	-
SHEET METAL WORKERS.....	8.830	9.600	40.00	.400	-	.680	-	6.500	-	.160	-
STONEMASONS.....	9.400	9.900	40.00	.400	-	.400	-	6.450	-	.030	-
STRUCTURAL IRON WORKERS..	11.200	11.875	40.00	.650	-	.375	-	-	-	.100	-
TILE LAYERS.....	8.800	9.300	40.00	.400	-	.300	-	6.250	-	.020	-
HELPERS AND LABORERS											
BRICKLAYERS' TENDERS.....	8.200	8.710	40.00	.400	-	.540	-	-	-	.050	-
BUILDING LABORERS.....	8.000	8.510	40.00	.400	-	.540	-	-	-	.050	-

See footnotes at end of table.

**Table 20. Wage rates, hours, and employer contributions to funds: Selected cities—Continued**

(Union hourly wage rates and straight-time weekly hours and employer insurance, pension, vacation, and other contributions to funds in the building trades, July 1, 1975 and July 1, 1976)

CITY AND JOB CLASSIFICATION	JULY 1, 1975		JULY 1, 1976								
	RATE PER HOUR <sup>1</sup>	RATE PER HOUR <sup>1</sup>	HOURS PER WEEK <sup>2</sup>	EMPLOYER CONTRIBUTIONS TO FUNDS <sup>3</sup>							
				INSURANCE <sup>4</sup>		PENSION		VACATION		OTHER <sup>5</sup>	
				DOLLARS	PERCENT	DOLLARS	PERCENT	DOLLARS	PERCENT	DOLLARS	PERCENT
<b>ROCKFORD, ILL.</b>											
<b>-CONTINUED</b>											
<b>BUILDING CONSTRUCTION</b>											
<b>-CONTINUED</b>											
<b>HELPERS AND LABORERS</b>											
<b>-CONTINUED</b>											
ELEVATOR CONSTRUCTORS <sup>4</sup>											
HELPERS.....	\$7.030	\$7.710	40.00	.545	-	0.350	-	-	6.00%	0.020	2.31%
MARBLE SETTERS' HELPERS.....	6.800	7.900	40.00	.400	-	-	-	-	-	.150	-
PLASTERERS' LABORERS.....	8.300	8.810	40.00	.400	-	.540	-	-	-	.050	-
PLUMBERS' LABORERS.....	8.000	8.510	40.00	.400	-	.540	-	-	-	.050	-
TERRAZZO WORKERS <sup>4</sup>											
HELPERS.....	6.800	7.900	40.00	.400	-	-	-	-	-	.150	-
WET AND DRY BASE MACHINERY OPERATORS.....	7.050	8.050	40.00	.400	-	-	-	-	-	.150	-
TILE LAYERS' HELPERS.....	6.800	7.900	40.00	.400	-	-	-	-	-	.150	-
<b>HIGHWAY AND STREET CONSTRUCTION</b>											
<b>JOURNEYMEN</b>											
CARPENTERS.....	9.385	9.610	40.00	.400	-	.750	-	-	-	6.450	-
CEMENT FINISHERS.....	9.100	9.730	40.00	.400	-	.450	-	-	-	6.220	-
ENGINEERS--POWER EQUIPMENT OPERATORS:											
HEAVY--CRANES.....	10.200	10.900	40.00	.650	-	.850	-	0.400	-	-	-
MEDIUM--SMALL TRACTOR TYPES.....	9.650	10.350	40.00	.650	-	.850	-	.400	-	-	-
LIGHT--AIR COMPRESSORS, PUMPS.....	7.800	8.500	40.00	.650	-	.850	-	.400	-	-	-
OILERS.....	6.800	7.500	40.00	.650	-	.850	-	.400	-	-	-
MINOR EQUIPMENT.....	8.900	9.600	40.00	.650	-	.850	-	.400	-	-	-
STRUCTURAL IRON WORKERS..	11.200	11.875	40.00	.650	-	.375	-	-	-	.100	-
<b>HELPERS AND LABORERS</b>											
LABORERS.....	8.000	8.510	40.00	.400	-	.540	-	-	-	.050	-
<b>OTHER HEAVY CONSTRUCTION</b>											
<b>JOURNEYMEN</b>											
CARPENTERS.....	9.385	9.610	40.00	.400	-	.750	-	-	-	6.450	-
CEMENT FINISHERS.....	9.100	9.730	40.00	.400	-	.450	-	-	-	6.220	-
ENGINEERS--POWER EQUIPMENT OPERATORS:											
HEAVY--CRANES.....	10.200	10.900	40.00	.650	-	.850	-	.400	-	-	-
MEDIUM--SMALL TRACTOR TYPES.....	9.650	10.350	40.00	.650	-	.850	-	.400	-	-	-
LIGHT--AIR COMPRESSORS, PUMPS.....	7.800	8.500	40.00	.650	-	.850	-	.400	-	-	-
OILERS.....	6.800	7.500	40.00	.650	-	.850	-	.400	-	-	-
MINOR EQUIPMENT.....	8.900	9.600	40.00	.650	-	.850	-	.400	-	-	-
STRUCTURAL IRON WORKERS..	11.200	11.875	40.00	.650	-	.375	-	-	-	.100	-
<b>HELPERS AND LABORERS</b>											
LABORERS.....	8.000	8.510	40.00	.400	-	.540	-	-	-	.050	-
<b>ST. LOUIS, MO.</b>											
<b>BUILDING CONSTRUCTION</b>											
<b>JOURNEYMEN</b>											
ASBESTOS WORKERS.....	8.910	9.530	40.00	.500	-	.620	-	1.820	-	-	-
BOILERMAKERS.....	9.050	9.600	40.00	.700	-	1.000	-	-	-	-	-
SEWER MANHOLES, OVER 6 FEET.....	8.750	9.400	40.00	.520	-	.700	-	.900	-	.150	-
CARPENTERS.....	9.360	9.960	40.00	.500	-	.700	-	.500	-	.050	-
RESIDENTIAL.....	9.360	9.960	40.00	.500	-	.700	-	.500	-	.050	-
MILLWRIGHTS.....	9.360	9.960	40.00	.500	-	.700	-	.500	-	.050	-
ELEDRIERS.....	9.360	9.960	40.00	.500	-	.700	-	.500	-	.050	-
HARDWOOD FLOOR LAYERS:											
COMMERCIAL.....	8.740	9.280	40.00	.730	-	.500	-	.500	-	-	-
RESIDENTIAL.....	8.740	9.280	40.00	.730	-	.500	-	.500	-	-	-

See footnotes at end of table.

**Table 20. Wage rates, hours, and employer contributions to funds: Selected cities--Continued**

(Union hourly wage rates and straight-time weekly hours and employer insurance, pension, vacation, and other contributions to funds in the building trades, July 1, 1975 and July 1, 1976)

CITY AND JOB CLASSIFICATION	JULY 1, 1975	JULY 1, 1976									
	RATE PER HOUR <sup>1</sup>	RATE PER HOUR <sup>1</sup>	HOURS PER WEEK <sup>2</sup>	EMPLOYER CONTRIBUTIONS TO FUNDS <sup>3</sup>							
				INSURANCE <sup>4</sup>		PENSION		VACATION		OTHER <sup>5</sup>	
				DOLLARS	PERCENT	DOLLARS	PERCENT	DOLLARS	PERCENT	DOLLARS	PERCENT
<b>ST. LOUIS, MO.</b>											
<b>-CONTINUED</b>											
<b>BUILDING CONSTRUCTION</b>											
<b>-CONTINUED</b>											
<b>JOURNEYMEN--CONTINUED</b>											
CEMENT FINISHERS.....	\$8.600	\$9.150	40.00	1.000	-	0.950	-	1.600	-	-	-
ELECTRICIANS (INSIDE WIREPS).....	9.640	10.300	37.50	.550	-	-	6.50%	-	7.00%	-	8.50%
ELEVATOR CONSTRUCTORS.....	9.465	10.050	40.00	.495	-	.320	-	-	6.00	0.020	2.30
ENGINEERS-POWER EQUIPMENT OPERATORS:											
GROUP 1:											
CRANES, DERRICKS, PILEDRIVERS, AND SHOVELS.....	9.270	9.520	40.00	.500	-	1.000	-	.650	-	.140	-
GROUP 2:											
COMPRESSORS (2), CONCRETE PUMPS, ELEVATING GRADERS, 2-DRUM HOISTS, SCOOPS	9.270	9.520	40.00	.500	-	1.000	-	.650	-	.140	-
GROUP 3:											
COMPRESSOR (1), CONCRETE SAWS, 1-DRUM HOISTS.....	8.770	9.020	40.00	.500	-	1.000	-	.650	-	.140	-
GROUP 4:											
CONVEYORS, OILERS.....	8.270	8.520	40.00	.500	-	1.000	-	.650	-	.140	-
GLAZIERS.....	9.260	10.040	40.00	.482	-	1.030	-	-	8.00	-	-
LATHERS.....	9.525	9.775	40.00	.500	-	.550	-	.750	-	-	-
MACHINISTS.....	9.060	9.610	40.00	.300	-	.500	-	.500	-	-	-
MARBLE SETTERS.....	8.350	8.826	40.00	.325	-	.800	-	-	5.00	-	-
MOSAIC AND TERRAZZO WORKERS.....	9.650	10.400	40.00	-	-	-	-	.650	-	.050	-
PAINTERS, GENERAL.....	8.830	9.460	40.00	.300	-	.300	-	.300	-	.030	-
SPRAY.....	10.330	10.960	40.00	.300	-	.300	-	.300	-	.030	-
PAPERHANGERS.....	8.830	9.460	40.00	.300	-	.300	-	.300	-	.030	-
PIPEFITTERS.....	9.650	10.450	40.00	2.775	-	.900	-	-	-	.075	-
SPRINKLER FITTERS.....	9.015	9.660	40.00	.500	-	.800	-	1.750	-	-	-
PLASTERERS.....	8.700	9.295	40.00	.486	-	.800	-	1.000	-	.010	-
PLUMBERS.....	9.755	10.355	37.50	.600	-	.600	-	.500	-	.500	-
REINFORCING IRON WORKERS.....	8.225	9.075	40.00	.550	-	.700	-	.750	-	.050	-
ROOFERS, COMPOSITION.....	8.500	8.650	40.00	.470	-	.450	-	1.000	-	-	-
ROOFERS, SLATE AND TILE.....	8.500	8.650	40.00	.470	-	.450	-	1.000	-	-	-
SHOULDER-HOTEL WORKERS.....	9.640	10.290	37.50	-	5.00%	-	7.00	-	8.00	.020	3.00
STONEMASONS.....	8.750	9.400	40.00	.520	-	.700	-	.900	-	.150	-
STRUCTURAL IRON WORKERS.....	8.225	9.075	40.00	.550	-	.700	-	.750	-	.050	-
TILE LAYERS.....	7.840	8.289	40.00	.325	-	.800	-	-	10.00	-	-
<b>HELPERS AND LABORERS</b>											
BRICKLAYERS' TENDERS.....	7.950	8.400	40.00	.450	-	.900	-	.300	-	.030	-
BUILDING LABORERS.....	8.375	8.875	40.00	.450	-	1.000	-	.300	-	.130	-
RESIDENTIAL LABORERS.....	7.825	8.325	40.00	.450	-	1.000	-	.300	-	.130	-
ELEVATOR CONSTRUCTORS'											
HELPERS.....	6.625	7.035	40.00	.495	-	.320	-	-	6.00	.020	2.30
MARBLE SETTERS' HELPERS.....	8.680	9.280	40.00	-	-	-	-	-	-	-	-
PLASTERERS' TENDERS.....	8.570	9.070	40.00	.450	-	1.000	-	.300	-	.130	-
PLUMBERS' LABORERS.....	8.750	9.050	40.00	.450	-	1.000	-	.300	-	.130	-
TERRAZZO WORKERS'											
HELPERS.....	8.750	9.500	40.00	-	-	-	-	.500	-	.050	-
BASE-MACHINE OPERATORS.....	9.150	9.900	40.00	-	-	-	-	.500	-	.050	-
TILE SETTERS' HELPERS.....	7.780	7.722	40.00	.325	-	.400	-	-	10.00	-	-
<b>HIGHWAY AND STREET CONSTRUCTION</b>											
<b>JOURNEYMEN</b>											
CARPENTERS.....	9.360	9.960	40.00	.500	-	.700	-	.500	-	.050	-
PILEDRIVERS.....	9.360	9.960	40.00	.500	-	.700	-	.500	-	.050	-
CEMENT FINISHERS.....	8.600	9.150	40.00	1.000	-	.950	-	1.000	-	-	-
ENGINEERS-POWER EQUIPMENT OPERATORS:											
GROUP 1--CRANES, DERRICKS, PILEDRIVERS, SHOVELS.....	9.500	10.150	40.00	.500	-	1.000	-	.400	-	-	-
GROUP 2--COMPRESSORS (2), CONCRETE PUMPS, ELEVATING GRADERS, 2-DRUM HOISTS, SCOOPS	9.300	9.950	40.00	.500	-	1.000	-	.400	-	-	-
GROUP 3--COMPRESSORS (1), CONCRETE SAWS, 1-DRUM HOISTS.....	9.100	9.750	40.00	.500	-	1.000	-	.400	-	-	-
GROUP 4--CONVEYORS, OILERS.....	8.500	9.150	40.00	.500	-	1.000	-	.400	-	-	-

See footnotes at end of table.

**Table 20. Wage rates, hours, and employer contributions to funds: Selected cities—Continued**

(Union hourly wage rates and straight-time weekly hours and employer insurance, pension, vacation, and other contributions to funds in the building trades, July 1, 1975 and July 1, 1976)

CITY AND JOB CLASSIFICATION	JULY 1, 1975		JULY 1, 1976								
	RATE PER HOUR <sup>1</sup>	RATE PER HOUR <sup>1</sup>	HOURS PER WEEK <sup>2</sup>	EMPLOYER CONTRIBUTIONS TO FUNDS <sup>3</sup>							
				INSURANCE <sup>4</sup>		PENSION		VACATION		OTHER <sup>5</sup>	
				DOLLARS	PERCENT	DOLLARS	PERCENT	DOLLARS	PERCENT	DOLLARS	PERCENT
ST. LOUIS, MO.											
-CONTINUED											
HIGHWAY AND STREET CONSTRUCTION -CONTINUED											
JOURNEYMEN -CONTINUED											
STRUCTURAL IRON WORKERS AND FINISHERS.....	\$8.225	\$9.075	40.00	.550	-	.700	-	.750	-	.050	-
RODMEN.....	8.225	9.075	40.00	.550	-	.700	-	.750	-	.050	-
HELPERS AND LABORERS											
LABORERS.....	8.675	9.425	40.00	.450	-	1.000	-	.300	-	.030	-
OTHER HEAVY CONSTRUCTION											
JOURNEYMEN											
CARPENTERS.....	9.360	9.960	40.00	.500	-	.700	-	.500	-	.050	-
MILLWRIGHTS.....	9.360	9.960	40.00	.500	-	.700	-	.500	-	.050	-
PILEDRIVERS.....	9.360	9.960	40.00	.500	-	.700	-	.500	-	.050	-
CEMENT FINISHERS.....	8.600	9.150	40.00	1.000	-	.950	-	1.000	-	-	-
ENGINEERS--POWER EQUIPMENT OPERATORS:											
GROUP 1--CRANES, DRAG-LINES, LAND OR FLOATING PILEDRIVERS, SHOVELS.....											
	9.100	9.700	40.00	.500	-	1.000	-	.400	-	-	-
GROUP 2--BOOM TRUCKS, FORKLIFTS, 2-DRUM HOISTS, DRILLING MACHINES.....											
	8.750	9.350	40.00	.500	-	1.000	-	.400	-	-	-
GROUP 3--BOILERS, 1-DRUM HOISTS, PUMPS, SINGLE COMPRESSORS, WELDING MACHINES.....											
	6.550	9.150	40.00	.500	-	1.000	-	.400	-	-	-
GROUP 4--CONVEYORS, OILERS.....											
	7.700	8.300	40.00	.500	-	1.000	-	.400	-	-	-
STRUCTURAL IRON WORKERS AND FINISHERS.....	8.225	9.075	40.00	.550	-	.700	-	.750	-	.050	-
RODMEN.....	8.225	9.075	40.00	.550	-	.700	-	.750	-	.050	-
HELPERS AND LABORERS											
LABORERS.....	8.675	9.425	40.00	.450	-	1.000	-	.300	-	.030	-
ST. PETERSBURG, FLA.											
BUILDING CONSTRUCTION											
JOURNEYMEN											
ASBESTOS WORKERS.....	8.510	9.510	40.00	.500	-	.350	-	6.750	-	-	-
BOILERMAKERS.....	8.200	8.800	40.00	.600	-	1.000	-	-	-	-	-
BRICKLAYERS:											
COMMERCIAL.....											
	8.750	9.200	40.00	.450	-	.500	-	-	-	.040	-
RESIDENTIAL.....											
	-	7.170	40.00	.450	-	.500	-	-	-	.040	-
CARPENTERS.....	8.315	8.765	40.00	.500	-	.400	-	-	-	.025	-
MILLWRIGHTS.....	8.870	9.420	40.00	.550	-	.700	-	-	-	.020	-
PILEDRIVERS.....	8.700	8.700	40.00	.550	-	.700	-	-	-	.020	-
CEMENT FINISHERS:											
COMMERCIAL.....											
	8.000	8.600	40.00	.450	-	.500	-	-	-	.040	-
RESIDENTIAL.....											
	-	6.850	40.00	.450	-	.500	-	-	-	.040	-
ELECTRICIANS (INSIDE WIREMEN):											
COMMERCIAL.....											
	9.450	9.950	40.00	-	5.00%	-	8.00%	-	-	.020	-
RESIDENTIAL.....											
	7.200	8.100	40.00	-	5.00	-	8.00	-	-	.020	-
ELEVATOR CONSTRUCTORS.....	8.495	9.280	40.00	.495	-	.320	-	-	12 6.00%	.020	2.30%
ENGINEERS - POWER EQUIPMENT OPERATORS:											
GROUP 1:											
CRANES, DERRICKS, MATERIAL HOISTS (2 DRUM), GRADERS.....											
	10.140	10.890	40.00	.375	-	.350	-	-	-	.025	-
GROUP 2:											
TUGGER HOISTS.....											
	9.390	10.140	40.00	.375	-	.350	-	-	-	.025	-

See footnotes at end of table.



**Table 20. Wage rates, hours, and employer contributions to funds: Selected cities—Continued**

(Union hourly wage rates and straight-time weekly hours and employer insurance, pension, vacation, and other contributions to funds in the building trades, July 1, 1975 and July 1, 1976)

CITY AND JOB CLASSIFICATION	JULY 1, 1975		JULY 1, 1976								
	RATE PER HOUR <sup>1</sup>	RATE PER HOUR <sup>1</sup>	HOURS PER WEEK <sup>2</sup>	EMPLOYER CONTRIBUTIONS TO FUNDS <sup>3</sup>							
				INSURANCE <sup>4</sup>		PENSION		VACATION		OTHER <sup>5</sup>	
				DOLLARS	PERCENT	DOLLARS	PERCENT	DOLLARS	PERCENT	DOLLARS	PERCENT
<b>ST. PETERSBURG, FLA. -CONTINUED</b>											
BUILDING CONSTRUCTION -CONTINUED											
JOURNEYMEN -CONTINUED											
ENGINEERS—POWER EQUIPMENT OPERATORS--CONTINUED											
GROUP 3:											
MATERIAL HOISTS (ELEVATOR), TRENCHERS (OVER 24 INCHES).....	\$8.935	\$9.155	40.00	0.375	-	0.350	-	-	-	0.025	-
GROUP 4:											
BULLDOZERS (CRAWLERS)	8.935	9.685	40.00	.375	-	.350	-	-	-	.025	-
GROUP 5:											
AIR COMPRESSORS (125 CUBIC FEET OR OVER).....	7.385	8.135	40.00	.375	-	.350	-	-	-	.025	-
GROUP 6:											
MATERIAL HOISTS, PUMPS.....	7.125	7.875	40.00	.375	-	.350	-	-	-	.025	-
GROUP 7:											
AIR COMPRESSORS (UNDER 125 CUBIC FEET), MIXERS, TRENCHERS (UNDER 24 INCHES).....	6.895	7.645	40.00	.375	-	.350	-	-	-	.025	-
GLAZIERS.....	7.700	7.700	40.00	.250	-	.200	-	60.450	-	-	-
LATHERS:											
COMMERCIAL.....	8.205	9.490	40.00	-	-	.200	-	-	-	.100	-
RESIDENTIAL.....	-	7.090	40.00	-	-	.200	-	-	-	.100	-
MACHINISTS.....	9.460	9.460	40.00	-	-	-	-	-	-	-	-
MARBLE SETTERS:											
COMMERCIAL.....	8.750	9.200	40.00	.450	-	.500	-	-	-	.040	-
RESIDENTIAL.....	-	7.170	40.00	.450	-	.500	-	-	-	.040	-
MOSAIC & TERRAZZO WORKERS											
COMMERCIAL.....	8.500	9.050	40.00	.450	-	.500	-	-	-	.040	-
RESIDENTIAL.....	-	7.050	40.00	.450	-	.500	-	-	-	.040	-
PAINTERS:											
COMMERCIAL.....	7.300	7.950	40.00	.350	-	.400	-	6.200	-	.050	-
RESIDENTIAL.....	5.240	5.240	40.00	.350	-	.400	-	6.200	-	.050	-
PAPERHANGERS - COMMERCIAL	7.800	8.450	40.00	.350	-	.400	-	6.200	-	.050	-
PIPEFITTERS.....	9.080	9.830	40.00	.450	-	.850	-	-	-	-	-
PLASTERERS:											
COMMERCIAL.....	7.860	8.650	40.00	.450	-	.500	-	-	-	.100	-
RESIDENTIAL.....	-	6.250	40.00	.450	-	.500	-	-	-	.100	-
PLUMBERS.....	9.080	9.830	40.00	.450	-	.850	-	-	-	-	-
REINFORCING IRON WORKERS.	9.010	9.850	40.00	.550	-	.400	-	.240	-	.035	-
ROOFERS, COMPOSITION.....	7.650	8.050	40.00	.250	-	.200	-	-	-	-	-
ROOFERS, SLATE & TILE.....	7.650	8.050	40.00	.250	-	.200	-	-	-	-	-
SHEET-METAL WORKERS.....	8.810	9.310	40.00	.480	-	.440	-	.250	-	.090	-
STONEMASONS:											
COMMERCIAL.....	8.750	9.200	40.00	.450	-	.500	-	-	-	.040	-
RESIDENTIAL.....	-	7.170	40.00	.450	-	.500	-	-	-	.040	-
STRUCTURAL IRON WORKERS..	9.010	9.850	40.00	.550	-	.400	-	.240	-	.035	-
TILE LAYERS:											
COMMERCIAL.....	8.500	9.050	40.00	.450	-	.500	-	-	-	.040	-
RESIDENTIAL.....	-	7.050	40.00	.450	-	.500	-	-	-	.040	-
HELPERS AND LABORERS											
BRICKLAYERS' TENDERS.....	6.300	6.650	40.00	.425	-	.200	-	-	-	.025	-
BUILDING LABORERS.....	6.150	6.500	40.00	.425	-	.200	-	-	-	.025	-
COMPOSITION ROOFERS'											
HELPERS.....	4.400	4.600	40.00	.250	-	.200	-	-	-	-	-
ELEVATOR CONSTRUCTORS'											
HELPERS.....	5.950	6.500	40.00	.495	-	.320	-	-	12 6.00%	.020	2.30%
MARBLE SETTERS' HELPERS..	5.900	6.700	40.00	.500	-	.400	-	-	-	.750	-
PLASTERERS' LABORERS.....	6.300	6.650	40.00	.425	-	.200	-	-	-	.025	-
TERRAZZO WORKERS'											
LABORERS.....	5.900	6.700	40.00	.500	-	.400	-	-	-	.750	-
TILE LAYERS' HELPERS.....	5.900	6.700	40.00	.500	-	.400	-	-	-	.750	-
HIGHWAY AND STREET CONSTRUCTION											
JOURNEYMEN											
PILEDRIVERS.....	-	7.400	40.00	.550	-	.700	-	-	-	.020	-
OTHER HEAVY CONSTRUCTION											
JOURNEYMEN											
PILEDRIVERS.....	-	7.400	40.00	.550	-	.700	-	-	-	.020	-

See footnotes at end of table.

**Table 20. Wage rates, hours, and employer contributions to funds: Selected cities—Continued**

(Union hourly wage rates and straight-time weekly hours and employer insurance, pension, vacation, and other contributions to funds in the building trades, July 1, 1975 and July 1, 1976)

CITY AND JOB CLASSIFICATION	JULY 1, 1975	JULY 1, 1976									
	RATE PER HOUR <sup>1</sup>	RATE PER HOUR <sup>1</sup>	HOURS PER WEEK <sup>2</sup>	EMPLOYER CONTRIBUTIONS TO FUNDS <sup>3</sup>							
				INSURANCE <sup>4</sup>		PENSION		VACATION		OTHER <sup>5</sup>	
				DOLLARS	PERCENT	DOLLARS	PERCENT	DOLLARS	PERCENT	DOLLARS	PERCENT
<b>SACRAMENTO, CALIF.</b>											
BUILDING CONSTRUCTION											
JOURNEYMEN											
ASBESTOS WORKERS.....	\$10.900	\$11.990	40.00	0.970	-	0.950	-	1.070	-	0.120	-
BOILERMAKERS.....	10.850	12.000	40.00	.750	-	1.000	-	.500	-	-	-
BRICKLAYERS.....	9.800	10.900	40.00	.800	-	.900	-	6.900	-	.180	-
CARPENTERS.....	10.700	11.250	40.00	1.220	-	1.710	-	.750	-	.120	-
FLOOR LAYERS (HARDWOOD)	10.850	11.400	40.00	1.220	-	1.710	-	.750	-	.120	-
SHINGLERS.....	10.850	11.400	40.00	1.220	-	1.710	-	.750	-	.120	-
MILLWRIGHTS.....	11.200	11.750	40.00	1.220	-	1.710	-	.750	-	.120	-
CEMENT FINISHERS.....	9.460	10.000	40.00	1.150	-	1.430	-	1.500	-	-	-
COMPOSITION.....	9.710	10.250	40.00	1.150	-	1.430	-	1.500	-	-	-
ELECTRICIANS (INSIDE)											
WIRERS).....	10.130	10.314	40.00	.730	-	.750	1.00%	-	64.00%	-	64.00%
ELEVATOR CONSTRUCTORS....	10.890	12.390	40.00	.495	-	.320	-	-	8.00	.020	-
ENGINEERS-POWER EQUIPMENT											
OPERATORS:											
COMPRESSORS.....	8.580	9.050	40.00	1.120	-	2.000	-	.900	-	.470	-
COMPRESSORS (2 TO 6)...	9.460	10.020	40.00	1.120	-	2.000	-	.900	-	.470	-
MATERIAL HOISTS (1-											
DRUM).....	9.270	9.810	40.00	1.120	-	2.000	-	.900	-	.470	-
SMALL RUBBER TIRED											
TRACTORS.....	9.590	10.170	40.00	1.120	-	2.000	-	.900	-	.470	-
TRACTORS, DOZERS,											
SCRAPERS, SHEEP FOOT,											
SELF-PROP COMPACTOR											
WITH DOZER AND PUSH-											
CARTS.....	10.090	10.720	40.00	1.120	-	2.000	-	.900	-	.470	-
EUCALID, T-PULLS DW-10,											
20, AND 21 AND SIM-											
ILAR (WITH EARTH-											
MOVING EQUIPMENT UP											
TO AND INCLUDING 45											
CY STRUCK MRC).....	10.090	10.720	40.00	1.120	-	2.000	-	.900	-	.470	-
TRACTORS WITH BOOM D-											
6 OR LARGER, AND SIM-											
ILAR CRANE (NOT OVER											
25 TONS, HAMMERHEAD											
AND GANTRY).....	10.290	10.940	40.00	1.120	-	2.000	-	.900	-	.470	-
POWER SHOVELS, CLAM-											
SHELL, DRAGLINES,											
BACKHOFS, GRADEALLS:											
UP TO AND INCLUDING											
1 YARD.....	10.570	11.250	40.00	1.120	-	2.000	-	.900	-	.470	-
OVER 1 YD. AND IN-											
CLUDING 7 CU.YD....	10.730	11.420	40.00	1.120	-	2.000	-	.900	-	.470	-
UNIVERSAL LIEBBER AND											
TOWER CRANES (AND											
SIMILAR TYPES).....	10.730	11.420	40.00	1.120	-	2.000	-	.900	-	.470	-
GLAZIERS.....	9.745	9.745	40.00	.370	-	1.200	-	.780	-	.420	-
LATHERS.....	8.400	9.270	40.00	.520	-	1.000	-	1.000	-	.600	-
MOSAIC AND TERRAZZO											
WORKERS.....	9.800	10.900	40.00	.800	-	.900	-	6.900	-	.180	-
PAINTERS:											
BRUSH.....	10.300	10.920	35.00	.990	-	1.100	-	.800	-	-	-
SPRAY.....	11.550	11.800	35.00	.990	-	1.100	-	.800	-	-	-
PAPERHANGERS.....	10.300	10.920	35.00	.990	-	1.100	-	.800	-	-	-
PIPEFITTERS.....	10.730	11.230	40.00	1.140	-	1.600	-	2.100	-	.310	-
PLASTERERS.....	8.790	9.890	40.00	.710	-	1.500	-	61.000	-	.140	-
PLUMBERS.....	10.730	11.230	40.00	1.140	-	1.600	-	2.100	-	.310	-
REINFORCING IRON WORKERS.	10.230	10.530	40.00	1.090	-	1.650	-	1.100	-	.030	-
ROOFERS, COMPOSITION.....	8.710	9.360	40.00	.770	-	1.100	-	1.000	-	.080	-
ROOFERS, SLATE AND TILE..	8.710	9.360	40.00	.770	-	1.100	-	1.000	-	.080	-
SHEET-METAL WORKERS.....	8.460	10.330	40.00	.600	-	1.300	-	-	12.00	.170	-
STONEMASONS.....	9.800	10.900	40.00	.800	-	.900	-	6.900	-	.180	-
BLOCKLAYERS.....	9.800	10.900	40.00	.800	-	.900	-	6.900	-	.180	-
STRUCTURAL AND ORNAMENTAL											
IRON WORKERS.....	10.230	10.530	40.00	1.090	-	1.650	-	1.100	-	.030	-
FENCE ERECTORS.....	9.340	9.640	40.00	1.090	-	1.650	-	1.100	-	.030	-
TILE LAYERS.....	9.700	11.000	40.00	.780	-	1.000	-	1.100	-	.195	-

See footnotes at end of table.

**Table 20. Wage rates, hours, and employer contributions to funds: Selected cities—Continued**

(Union hourly wage rates and straight-time weekly hours and employer insurance, pension, vacation, and other contributions to funds in the building trades, July 1, 1975 and July 1, 1976)

CITY AND JOB CLASSIFICATION	JULY 1, 1975		JULY 1, 1976								
	RATE PER HOUR <sup>1</sup>	RATE PER HOUR <sup>1</sup>	HOURS PER WEEK <sup>2</sup>	EMPLOYER CONTRIBUTIONS TO FUNDS <sup>3</sup>							
				INSURANCE <sup>4</sup>		PENSION		VACATION		OTHER <sup>5</sup>	
				DOLLARS	PERCENT	DOLLARS	PERCENT	DOLLARS	PERCENT	DOLLARS	PERCENT
<b>SACRAMENTO, CALIF.</b>											
<b>-CONTINUED</b>											
BUILDING CONSTRUCTION											
HELPERS AND LABORERS											
BRICKLAYERS' TENDERS.....	\$8.000	\$7.855	40.00	0.800	-	1.400	-	0.800	-	0.262	-
BUILDING LABORERS.....	7.535	8.035	40.00	1.000	-	1.700	-	.900	-	.110	-
ELEVATOR CONSTRUCTORS <sup>1</sup>											
HELPERS.....	7.620	8.670	40.00	.495	-	.320	-	-	8.00%	.020	-
PLASTERERS' LABORERS (MUD CARRIERS).....	8.355	9.810	40.00	1.000	-	1.700	-	.880	-	.160	-
TERRAZZO WORKERS <sup>1</sup>											
HELPERS.....	8.660	9.460	35.00	.650	-	.550	-	1.000	-	.200	-
BASE MACHINE.....	9.060	9.860	35.00	.650	-	.550	-	1.000	-	.200	-
FLOOR MACHINE MEN.....	8.660	9.460	35.00	.650	-	.550	-	1.000	-	.200	-
TILE LAYERS' HELPERS.....	6.610	7.300	40.00	.760	-	-	-	.800	-	.280	-
<b>SAN ANTONIO, TEXAS</b>											
BUILDING CONSTRUCTION											
JOURNEYMEN											
ASBESTOS WORKERS.....	8.670	9.320	40.00	.420	-	.600	-	.560	-	-	-
BRICKLAYERS.....	7.870	8.570	40.00	.400	-	.300	-	.250	-	.050	-
CARPENTERS.....	7.470	7.770	40.00	.380	-	.400	-	.400	-	.001	-
MILLWRIGHTS.....	7.770	8.070	40.00	.380	-	.400	-	.400	-	.001	-
CEMENT FINISHERS.....	7.920	8.270	40.00	.300	-	-	-	.400	-	-	-
MACHINE OPERATORS.....	8.170	8.520	40.00	.300	-	-	-	.400	-	-	-
ELECTRICIANS (INSIDE)											
WIRERS.....	8.730	9.348	40.00	.300	-	-	2.00%	-	6.00%	-	2.00%
ELEVATOR CONSTRUCTORS.....	7.990	9.070	40.00	.545	-	.350	-	-	6.00	.020	2.40
ENGINEERS--POWER EQUIPMENT OPERATORS:											
HEAVY EQUIPMENT--BULLDOZERS, SCRAPERS, CRANES, DERRICKS, DRAGLINES, HOISTS (2 DRUMS OR MORE), ROLLERS (5 TONS AND OVER), BLADE GRADERS (SELF-PROPELLED), LOCOMOTIVES, TRENCH MACHINES, WINCH TRUCKS.	8.020	8.320	40.00	.350	-	.750	-	-	-	-	-
LIGHT EQUIPMENT--MIXERS (LESS THAN 14 CU. FT.), AIR COMPRESSORS (OVER 125 CU. FT.), PUMPS (2.5 IN. OR LARGER), WELDING MACHINES, ROLLERS (UNDER 5 TONS), HOISTS (SINGLE DRUM).....	7.170	7.440	40.00	.350	-	.750	-	-	-	-	-
LATHERS.....	8.760	8.760	40.00	-	-	-	-	.500	-	.050	-
MARBLE SETTERS.....	6.990	8.190	40.00	.400	-	.300	-	.250	-	-	-
PAINTERS, BRUSH.....	7.050	7.550	40.00	-	-	.200	-	-	-	-	-
SPRAY.....	7.300	7.800	40.00	-	-	.200	-	-	-	-	-
SPRAY, STEEL.....	7.550	8.050	40.00	-	-	.200	-	-	-	-	-
STEEL, OTHER THAN SPRAY	7.300	7.800	40.00	-	-	.200	-	-	-	-	-
PAPERHANGERS.....	7.050	7.550	40.00	-	-	.200	-	-	-	-	-
PIPEFITTERS.....	9.060	9.060	40.00	.300	-	.450	-	.450	-	.170	-
STEAMFITTERS.....	9.060	9.060	40.00	.300	-	.450	-	.450	-	.170	-
REFRIGERATION FITTERS.....	9.060	9.060	40.00	.300	-	.450	-	.450	-	.170	-
PLASTERERS.....	9.260	9.260	40.00	-	-	-	-	-	-	.050	-
PLUMBERS.....	9.060	9.060	40.00	.300	-	.450	-	.450	-	.170	-
REINFORCING IRON WORKERS.....	7.600	7.600	40.00	.550	-	.800	-	.500	-	.010	-
ROOFERS, COMPOSITION.....	5.500	6.200	40.00	-	-	-	-	-	-	-	-
ROOFERS, SLATE AND TILE.....	5.500	6.200	40.00	-	-	-	-	-	-	-	-
SHET-METAL WORKERS.....	8.530	8.730	40.00	.300	-	.500	-	.600	-	.060	3.00
STONEMASONS.....	7.870	8.570	40.00	.400	-	.300	-	.250	-	.050	-
STRUCTURAL IRON WORKERS..	7.600	7.600	40.00	.550	-	.800	-	.500	-	.010	-
MOSAIC AND TERRAZZO WORKERS.....	6.990	8.190	40.00	.400	-	.300	-	.250	-	-	-
TILE LAYERS.....	6.990	8.190	40.00	.400	-	.300	-	.250	-	-	-

See footnotes at end of table.

**Table 20. Wage rates, hours, and employer contributions to funds: Selected cities—Continued**

(Union hourly wage rates and straight-time weekly hours and employer insurance, pension, vacation, and other contributions to funds in the building trades, July 1, 1975 and July 1, 1976)

CITY AND JOB CLASSIFICATION	JULY 1, 1975		HOURS PER WEEK <sup>2</sup>	JULY 1, 1976							
	RATE PER HOUR <sup>1</sup>	RATE PER HOUR <sup>1</sup>		EMPLOYER CONTRIBUTIONS TO FUNDS <sup>3</sup>							
				INSURANCE <sup>4</sup>		PENSION		VACATION		OTHER <sup>5</sup>	
DOLLARS	PERCENT	DOLLARS	PERCENT	DOLLARS	PERCENT	DOLLARS	PERCENT	DOLLARS	PERCENT		
<b>SAN DIEGO, CALIF.</b>											
<b>-CONTINUED</b>											
BUILDING CONSTRUCTION											
-CONTINUED											
HELPERS AND LABORERS											
BRICKLAYERS' TENDERS.....	\$5.050	\$5.200	40.00	0.280	-	0.300	-	0.400	-	0.030	-
CEMENT FINISHERS'											
HELPERS.....	5.050	5.200	40.00	.280	-	.300	-	.400	-	.030	-
BUILDING LABORERS.....	4.940	5.090	40.00	.280	-	.300	-	.400	-	.030	-
AIR TOOL OPERATORS.....	5.030	5.180	40.00	.280	-	.300	-	.400	-	.030	-
POWER BUGGY OPERATORS.....	5.050	5.200	40.00	.280	-	.300	-	.400	-	.030	-
BELL-HOLD MEN.....	5.050	5.200	40.00	.280	-	.300	-	.400	-	.030	-
STEM MEN.....	5.230	5.380	40.00	.280	-	.300	-	.400	-	.030	-
GUNITE.....	5.730	5.180	40.00	.280	-	.300	-	.400	-	.030	-
CUTTING TORCHES.....	5.030	5.180	40.00	.280	-	.300	-	.400	-	.030	-
ELEVATOR CONSTRUCTORS'											
HELPERS.....	5.590	6.350	40.00	.545	-	.350	-	-	6.00%	.020	2.40%
PLASTERERS' LABORERS.....	5.310	5.460	40.00	.280	-	.300	-	.400	-	.030	-
MORTAR MIXERS.....	5.310	5.460	40.00	.280	-	.300	-	.400	-	.030	-
COMPOSITION ROOFERS'											
HELPERS.....	2.500	2.700	40.00	-	-	-	-	-	-	-	-
TILE LAYERS' HELPERS.....	4.940	5.090	40.00	.280	-	.300	-	.400	-	.030	-
<b>SAN DIEGO, CALIF.</b>											
BUILDING CONSTRUCTION											
JOURNEYMEN											
ASBESTOS WORKERS.....	10.580	11.350	40.00	.870	-	.950	-	1.000	-	-	-
BOILERMAKERS.....	10.850	12.000	40.00	.750	-	1.000	-	.500	-	-	-
BRICKLAYERS.....	9.300	10.070	40.00	.830	-	1.060	-	.500	-	.370	-
CARPENTERS.....	9.410	10.310	40.00	.560	-	1.050	-	.600	-	.055	-
FLOOR LAYERS.....	9.660	10.560	40.00	.560	-	1.050	-	.600	-	.055	-
MILLRIGHTS.....	9.660	10.560	40.00	.560	-	1.050	-	.600	-	.055	-
DRYWALL HANGERS.....	10.800	11.770	40.00	.560	-	1.050	-	.600	-	.055	-
SHINGLERS.....	9.540	10.440	40.00	.560	-	1.050	-	.600	-	.055	-
CEMENT FINISHERS.....	8.430	8.430	40.00	.780	-	1.460	-	1.260	-	.100	-
ELECTRICIANS (INSIDE											
WIRERS).....	9.882	10.737	40.00	.700	-	.930	1.00%	-	10.00	.020	-
ELEVATOR CONSTRUCTORS.....	11.075	12.000	40.00	.495	-	.320	-	-	5.00	.020	-
ENGINEERS-POWER EQUIPMENT											
HEAVY EQUIPMENT:											
UNIVERSAL EQUIPMENT											
(TO 1 CU. YD),											
TRACTORS, SINGLE											
ENGINE.....	10.000	10.290	40.00	.950	-	2.000	-	.500	-	.190	-
MEDIUM EQUIPMENT:											
WINCH TRUCK OPERATOR.	9.560	9.820	40.00	.950	-	2.000	-	.500	-	.190	-
MOTOR PATROLS- POWER											
BLADE OPERATORS											
(SINGLE ENGINE).....	10.120	10.410	40.00	.950	-	2.000	-	.500	-	.190	-
(MULTI-ENGINE).....	10.280	10.580	40.00	.950	-	2.000	-	.500	-	.190	-
LIGHT EQUIPMENT:											
AIR COMPRESSORS.....	9.020	9.250	40.00	.950	-	2.000	-	.500	-	.190	-
CONCRETE MIXER (SKIP											
TYPE).....	9.290	9.530	40.00	.950	-	2.000	-	.500	-	.190	-
GLAZIERS.....	8.721	9.334	40.00	.550	-	.600	-	-	6.00	.100	64.00
LATHERS.....	10.810	10.960	40.00	.550	-	.700	-	.700	-	.120	-
MACHINISTS (ERECTION).....	10.200	11.400	40.00	.472	-	.500	-	-	-	-	-
MARBLE SETTERS.....	8.810	10.040	40.00	.720	-	1.000	-	.750	-	-	-
MOSAIC AND TERRAZZO											
WORKERS.....	8.810	10.040	40.00	.720	-	1.000	-	.750	-	-	-
PAINTERS.....	9.270	10.370	40.00	1.090	-	1.100	-	.750	-	.090	-
SPRAY.....	9.520	10.620	40.00	1.090	-	1.100	-	.750	-	.090	-
SWING STAGE (BRUSH)...	9.520	10.620	40.00	1.090	-	1.100	-	.750	-	.090	-
SWING STAGE (SPRAY)...	9.770	10.870	40.00	1.090	-	1.100	-	.750	-	.090	-
DRYWALL TAPERS.....	9.840	10.720	40.00	1.090	-	1.100	-	.750	-	.090	-
PAPERHANGERS.....	9.770	10.870	40.00	1.090	-	1.100	-	.750	-	.090	-
PIPEFITTERS.....	10.950	11.660	36.00	.007	10.00%	.012	16.00	.010	13.00	.001	1.50
REFRIGERATION FITTERS.	10.950	11.660	36.00	-	10.00	-	16.00	-	13.00	-	1.50
PLASTERERS.....	9.710	9.810	40.00	.650	-	1.500	-	1.000	-	.170	-
PLUMBERS.....	10.950	11.660	36.00	.007	10.00	.012	16.00	.010	13.00	.001	1.50
REINFORCING IRON WORKERS.	10.230	11.030	40.00	1.090	-	1.830	-	1.150	-	.030	-
ROOFERS, COMPOSITION.....	8.890	9.990	40.00	.500	-	.750	-	1.000	-	.100	-
ROOFERS, SLATE AND TILE..	8.890	9.990	40.00	.500	-	.750	-	1.000	-	.100	-

See footnotes at end of table.

**Table 20. Wage rates, hours, and employer contributions to funds: Selected cities—Continued**

(Union hourly wage rates and straight-time weekly hours and employer insurance, pension, vacation, and other contributions to fund in the building trades, July 1, 1975 and July 1, 1976)

CITY AND JOB CLASSIFICATION	JULY 1, 1975		JULY 1, 1976								
	RATE PER HOUR <sup>1</sup>	RATE PER HOUR <sup>1</sup>	HOURS PER WEEK <sup>2</sup>	EMPLOYER CONTRIBUTIONS TO FUNDS <sup>3</sup>							
				INSURANCE <sup>4</sup>		PENSION		VACATION		OTHER <sup>5</sup>	
				DOLLARS	PERCENT	DOLLARS	PERCENT	DOLLARS	PERCENT	DOLLARS	PERCENT
SAN DIEGO, CALIF.											
-CONTINUED											
BUILDING CONSTRUCTION											
-CONTINUED											
JOURNEYMEN											
-CONTINUED											
SHEET-METAL WORKERS.....	\$10.350	\$10.350	40.00	0.940	-	1.900	-	0.900	-	0.170	-
STRUCTURAL-IRON WORKERS..	10.230	11.030	40.00	1.090	-	1.830	-	1.150	-	.030	-
ORNAMENTAL FINISHERS..	10.230	11.030	40.00	1.090	-	1.830	-	1.150	-	.030	-
FENCE ERECTORS.....	9.340	10.140	40.00	1.090	-	1.830	-	1.150	-	.030	-
TILE LAYERS.....	8.810	10.040	40.00	.720	-	1.000	-	.750	-	-	-
HELPERS AND LABORERS											
BRICKLAYERS' TENDERS.....	7.690	8.890	40.00	.600	-	1.650	-	.500	-	.230	-
BUILDING LABORERS.....	6.630	7.100	40.00	.600	-	1.650	-	.500	-	.230	-
ELEVATOR CONSTRUCTORS'											
HELPERS.....	7.750	8.400	40.00	.495	-	.320	-	-	5.00%	.020	-
MARBLE SETTERS' HELPERS..	7.040	7.040	40.00	.400	-	.850	-	1.000	-	-	-
PLASTERERS' TENDERS.....	9.780	10.030	40.00	.600	-	1.650	-	.500	-	.100	-
TERRAZZO WORKERS'											
HELPERS.....	6.340	7.020	40.00	-	-	1.000	-	61.000	-	-	-
BASE MACHIN.....	6.740	7.300	40.00	-	-	1.000	-	61.000	-	-	-
TILE LAYERS' HELPERS.....	7.040	7.040	40.00	.400	-	.850	-	1.000	-	-	-
SAN FRANCISCO, CALIF.											
BUILDING CONSTRUCTION											
JOURNEYMEN											
ASBESTOS WORKERS.....	10.900	11.990	40.00	.970	-	.950	-	1.070	-	.060	-
BOILERMAKERS.....	10.850	12.000	40.00	.750	-	1.000	-	.500	-	-	-
BRICKLAYERS.....	9.570	10.670	35.00	1.000	-	.830	-	1.000	-	.250	-
BUCK POINTERS, CLEAN-											
ERS.....	9.570	10.670	35.00	1.000	-	.830	-	1.000	-	.250	-
CARPENTERS.....	19.950	10.500	36.00	1.220	-	1.710	-	6.750	-	.060	-
FLOOR LAYERS.....	110.100	10.650	36.00	1.220	-	1.710	-	6.750	-	.060	-
MILLWRIGHTS.....	110.450	11.090	36.00	1.220	-	1.710	-	6.750	-	.060	-
SHINGLERS.....	110.100	10.650	36.00	1.220	-	1.710	-	6.750	-	.060	-
POWER SAW OPERATORS.....	110.100	10.650	36.00	1.220	-	1.710	-	6.750	-	.060	-
CEMENT FINISHERS.....	9.460	10.000	40.00	1.150	-	1.430	-	1.500	-	-	-
COMPOSITION.....	9.710	10.250	40.00	1.150	-	1.430	-	1.500	-	-	-
SWINGING SCAFFOLD.....	9.710	10.250	40.00	1.150	-	1.430	-	1.500	-	-	-
POWER MACHINE.....	9.460	10.000	40.00	1.150	-	1.430	-	1.500	-	-	-
ELECTRICIANS (INSIDE											
WIRERS AND PICTURE											
HANGERS).....	10.220	10.780	35.00	.825	-	.823	-	.490	-	1.040	-
ELEVATOR CONSTRUCTORS....	10.890	12.390	40.00	.495	-	.320	-	-	8.00	.020	-
ENGINEERS-POWER EQUIPMENT											
OPERATORS:											
COMPRESSORS.....	8.580	9.050	40.00	1.120	-	2.000	-	.900	-	.240	-
COMPRESSORS (OVER 2)...	9.460	10.020	40.00	1.120	-	2.000	-	.900	-	.240	-
MATERIAL HOISTS											
(1-DRUM).....	9.270	9.810	40.00	1.120	-	2.000	-	.900	-	.240	-
SMALL RUBBER-TIRED											
TRACTORS.....	9.590	10.170	40.00	1.120	-	2.000	-	.900	-	.240	-
TRACTORS, DOZERS,											
SCRAPERS, SHEEPSFOOT,											
SELF-PROPELLED COM-											
FACTORS WITH DOZERS,											
AND PUSH CARTS.....	10.090	10.720	40.00	1.120	-	2.000	-	.900	-	.240	-
EUCLIDS, T-PULLS, DW-											
10, 20, AND 21 AND											
SIMILAR (WITH EARTH-											
MOVING EQUIPMENT UP											
TO AND INCLUDING 45											
CU. YD. STRUCK MCR)...	10.090	10.720	40.00	1.120	-	2.000	-	.900	-	.240	-
TRACTORS (WITH BOOM)											
D-6 OR LARGER AND											
SIMILAR.....	10.290	10.940	40.00	1.120	-	2.000	-	.900	-	.240	-
CRANES (NOT OVER 25											
TONS), HAMMERHEAD AND											
GANTRY.....	10.570	11.250	40.00	1.120	-	2.000	-	.900	-	.240	-
POWER SHOVELS, CLAM-											
SHELLS, DRAGLINES,											
BACKHOES, GRADEALLS:											
UP TO AND INCLUD-											
ING 1 YARD.....	10.570	11.250	40.00	1.120	-	2.000	-	.900	-	.240	-
OVER 1 YARD AND											
INCLUDING 7 CU. YD											
UNIVERSAL LIEBHERR AND											
TOWER CRANES (AND											
SIMILAR TYPES).....	10.730	11.420	40.00	1.120	-	2.000	-	.900	-	.240	-

See footnotes at end of table.

**Table 20. Wage rates, hours, and employer contributions to funds: Selected cities—Continued**

(Union hourly wage rates and straight-time weekly hours and employer insurance, pension, vacation, and other contributions to funds in the building trades, July 1, 1975 and July 1, 1976)

CITY AND JOB CLASSIFICATION	JULY 1, 1975		JULY 1, 1976								
	RATE PER HOUR <sup>1</sup>	RATE PER HOUR <sup>1</sup>	HOURS PER WEEK <sup>2</sup>	EMPLOYER CONTRIBUTIONS TO FUNDS <sup>3</sup>							
				INSURANCE <sup>4</sup>		PENSION		VACATION		OTHER <sup>5</sup>	
				DOLLARS	PERCENT	DOLLARS	PERCENT	DOLLARS	PERCENT	DOLLARS	PERCENT
<b>SAN FRANCISCO, CALIF. -CONTINUED</b>											
BUILDING CONSTRUCTION -CONTINUED											
JOURNEYMEN -CONTINUED											
GLAZIERS.....	\$9.480	\$10.100	40.00	0.920	-	1.350	-	61.130	-	0.380	-
LATHERS.....	10.070	11.070	36.00	.560	-	1.100	-	1.000	-	.030	-
MACHINISTS.....	10.200	11.400	40.00	.749	-	.500	-	-	-	-	-
MARBLE SETTERS.....	9.750	10.640	35.00	1.000	-	.830	-	1.030	-	.060	-
PAINTERS.....	10.150	10.770	35.00	.990	-	1.100	-	.400	-	.400	-
PAPERHANGERS.....	10.150	10.770	35.00	.990	-	1.100	-	.400	-	.400	-
PIPEFITTERS.....	11.015	11.750	35.00	1.875	-	1.500	-	.540	-	2.295	-
REFRIGERATION FITTERS.....	11.015	11.750	35.00	1.875	-	1.500	-	.540	-	2.295	-
SPRINKLER FITTERS.....	11.410	11.610	40.00	.600	-	.900	-	61.000	-	51.000	-
PLASTERERS.....	8.600	8.780	36.00	.900	-	1.900	-	6.750	-	371.100	-
PLUMBERS.....	11.015	11.750	35.00	1.875	-	1.500	-	.540	-	2.295	-
ROD MEN (REINFORCING).....	10.230	11.030	40.00	1.090	-	1.830	-	1.150	-	.070	-
ROOFERS, COMPOSITION.....	9.560	10.230	36.00	.500	-	1.100	-	.950	-	.140	-
ROOFERS, SLATE & TILE.....	9.560	10.230	36.00	.500	-	1.100	-	.950	-	.140	-
SHFIT-METAL WORKERS.....	10.780	12.500	37.50	.660	-	1.740	-	1.300	-	.480	-
STONEMASONS.....	9.570	10.670	35.00	1.000	-	.830	-	1.000	-	.250	-
STRUCTURAL IRON WORKERS.....	10.230	11.030	40.00	1.090	-	1.830	-	1.150	-	.070	-
ORNAMENTAL FINISHERS.....	10.230	11.030	40.00	1.090	-	1.830	-	1.150	-	.070	-
PENCE MEN.....	9.340	10.140	40.00	1.090	-	1.830	-	1.150	-	.070	-
TERRAZZO WORKERS.....	10.320	10.320	35.00	1.000	-	.830	-	1.000	-	.250	-
TILE LAYERS.....	9.700	11.000	40.00	.780	-	1.000	-	1.100	-	.195	-
HELPPERS AND LABORERS											
BRICKLAYERS' TENDERS.....	8.750	9.150	36.00	.800	-	1.200	-	1.000	-	.150	-
BUILDING LABORERS:											
GROUP III.....	7.535	8.045	40.00	1.000	-	1.700	-	.900	-	.100	-
GROUP II - CONCRETE.....	7.635	8.145	40.00	1.000	-	1.700	-	.900	-	.100	-
GROUP I - PNEUMATIC TOOL TUNNEL MINER.....	7.785	8.295	40.00	1.000	-	1.700	-	.900	-	.100	-
ELEVATOR CONSTRUCTORS'											
HELPPERS.....	7.620	8.670	40.00	.495	-	.320	-	-	8.00%	.020	-
MARBLE SETTERS' HELPPERS.....	7.220	7.220	40.00	.650	-	.250	-	1.470	-	-	-
PLASTERERS' LABORERS.....	8.800	9.800	36.00	.800	-	1.200	-	1.250	-	.150	-
TERRAZZO WORKERS'											
HELPPERS.....	8.660	9.460	35.00	.650	-	.550	-	1.000	-	.200	-
BASE MACHINE.....	9.060	9.860	35.00	.650	-	.550	-	1.000	-	.200	-
POLISHERS.....	8.660	9.460	35.00	.650	-	.550	-	1.000	-	.200	-
WFT MACHINE MEN.....	8.660	9.460	35.00	.650	-	.550	-	1.000	-	.200	-
TILE LAYERS' HELPPERS.....	8.230	8.550	40.00	.690	-	.510	-	.684	-	-	-
<b>SANTA ANA, CALIF.</b>											
BUILDING CONSTRUCTION											
JOURNEYMEN											
ASBESTOS WORKERS.....	10.580	11.350	40.00	.870	-	.950	-	1.000	-	-	-
BOILERMAKERS.....	10.850	12.000	40.00	.750	-	1.000	-	.500	-	-	-
BRICKLAYERS (BRICK AND BLOCK).....	9.530	10.251	40.00	-	8.84%	-	10.69%	-	64.65	-	2.33%
CARPENTERS.....	8.830	9.540	40.00	1.300	-	1.800	-	.800	-	.020	-
CEMENT FINISHERS (CEMENT MASONS).....	8.460	9.410	40.00	1.100	-	1.750	-	1.000	-	-	-
ELECTRICIANS.....	11.400	11.500	35.00	.450	-	1.350	1.00	-	-	.020	-
ELEVATOR CONSTRUCTORS.....	11.075	12.000	40.00	.495	-	.320	-	-	5.00	.317	-
ENGINEERS--POWER EQUIPMENT OPERATORS:											
SHOVELS, BACKHOES, DRAGLINES, CLAMHELLS (OVER 3/4 YARD).....	9.500	10.290	40.00	.950	-	2.000	-	.500	-	.100	-
TRACTORS--UP TO 100 HP. A-FRAMES.....	9.400	10.180	40.00	.950	-	2.000	-	.500	-	.100	-
9.060	9.820	40.00	.950	-	2.000	-	.500	-	.100	-	
MOTOR PATROL BLADES:											
SINGLE ENGINE.....	9.620	10.410	40.00	.950	-	2.000	-	.500	-	.100	-
MULTI-ENGINE.....	9.780	10.580	40.00	.950	-	2.000	-	.500	-	.100	-
COMPRESSORS.....	8.520	9.250	40.00	.950	-	2.000	-	.500	-	.100	-
CONCRETE MIXERS (SLIP TYPE).....	8.790	9.530	40.00	.950	-	2.000	-	.500	-	.100	-
TRACTORS--OVER 100 HP. CONCRETE MIXERS.....	9.500	10.290	40.00	.950	-	2.000	-	.500	-	.100	-
9.500	10.290	40.00	.950	-	2.000	-	.500	-	.100	-	
SHIP LOADERS (1 1/2 TO 6 1/2 YARDS).....	9.500	10.290	40.00	.950	-	2.000	-	.500	-	.100	-
TRACTOR LOADERS (OVER 6 1/2 YARDS).....	9.620	10.410	40.00	.950	-	2.000	-	.500	-	.100	-
TRENCHERS.....	9.190	9.960	40.00	.950	-	2.000	-	.500	-	.100	-
CANAL TINNERS.....	9.900	10.710	40.00	.950	-	2.000	-	.500	-	.100	-

See footnotes at end of table.

**Table 20. Wage rates, hours, and employer contributions to funds: Selected cities—Continued**

(Union hourly wage rates and straight-time weekly hours and employer insurance, pension, vacation, and other contributions to funds in the building trades, July 1, 1975 and July 1, 1976)

CITY AND JOB CLASSIFICATION	JULY 1, 1975		JULY 1, 1976								
	RATE PER HOUR <sup>1</sup>	RATE PER HOUR <sup>1</sup>	HOURS PER WEEK <sup>2</sup>	EMPLOYER CONTRIBUTIONS TO FUNDS <sup>3</sup>							
				INSURANCE <sup>4</sup>		PENSION		VACATION		OTHER <sup>5</sup>	
				DOLLARS	PERCENT	DOLLARS	PERCENT	DOLLARS	PERCENT	DOLLARS	PERCENT
<b>SANTA ANA, CALIF.—CONTINUED</b>											
<b>BUILDING CONSTRUCTION<sup>1</sup>—CONTINUED</b>											
<b>JOURNEYMEN—CONTINUED</b>											
GLAZIERS.....	\$9.372	\$9.522	40.00	0.550	-	0.950	-	-	13.00%	0.429	-
LATHERS.....	10.500	10.900	40.00	.650	-	.800	-	0.500	-	.120	-
MACHINISTS.....	10.200	11.400	40.00	.472	-	.500	-	-	-	-	-
<b>MARBLE SETTERS:</b>											
AGREEMENT A.....	9.530	10.251	40.00	-	8.84%	-	10.69%	-	64.65	-	2.33%
AGREEMENT B.....	9.529	9.529	40.00	-	7.98	-	10.97	-	65.00	-	7.14
<b>MOSAIC AND TERRAZZO WORKERS.....</b>											
PAINTERS.....	9.820	10.720	40.00	.300	-	.800	-	6.700	-	.300	-
PAPERHANGERS.....	9.270	10.370	40.00	.840	-	1.100	-	.750	-	-	-
PIPEFITTERS.....	9.770	10.870	40.00	.840	-	1.100	-	.750	-	-	-
PLASTERERS.....	9.527	10.145	40.00	-	10.00	-	16.00	-	613.00	-	1.50
PLUMBERS.....	9.445	10.485	40.00	.830	-	1.850	-	.650	-	.200	-
ROOFERS, COMPOSITION.....	9.527	10.145	40.00	-	10.00	-	16.00	-	613.00	-	1.50
ROOFERS, SLATE & TILE.....	8.740	9.740	40.00	.820	-	.950	-	61.000	-	.085	-
ROOFERS, SLATE & TILE.....	8.740	9.740	40.00	.820	-	.950	-	61.000	-	.085	-
REINFORCING IRON WORKERS.....	10.230	11.030	40.00	1.090	-	1.830	-	1.150	-	.030	-
SHEET METAL WORKERS.....	9.603	9.603	40.00	.940	-	1.800	-	-	10.00	-	-
STONEMASSONS.....	9.530	10.251	40.00	-	8.84	-	10.69	-	4.65	-	2.33
STRUCTURAL IRON WORKERS.....	10.230	11.030	40.00	1.090	-	1.830	-	1.150	-	.030	-
TILE LAYERS.....	10.290	10.400	40.00	.800	-	1.000	-	61.000	-	.170	-
<b>HELPERS AND LABORERS</b>											
BRICKLAYERS TENDERS.....	7.805	8.255	40.00	.850	-	1.800	-	.500	-	.150	-
BUILDING LABORERS.....	7.200	7.650	40.00	.850	-	1.800	-	.500	-	.150	-
ELEVATOR CONSTRUCTORS <sup>1</sup>											
HELPERS.....	7.750	8.400	40.00	.495	-	.320	-	-	5.00	.214	-
MARBLE SETTERS' HELPERS..	6.220	6.780	40.00	1.110	-	1.200	-	.500	-	-	-
PLASTERERS' LABORERS											
(HOD CARRIERS).....	9.025	10.025	40.00	.850	-	1.800	-	.500	-	.150	-
TERRAZZO HELPERS.....	8.080	8.880	40.00	.350	-	.800	-	1.000	-	.300	-
TILE LAYERS' HELPERS.....	7.465	8.460	40.00	1.110	-	1.200	-	.500	-	.300	-
CERTIFIED HELPERS.....	7.745	8.740	40.00	1.110	-	1.200	-	.500	-	.300	-
<b>OTHER HEAVY CONSTRUCTION</b>											
<b>JOURNEYMEN</b>											
<b>ENGINEERS--POWER EQUIPMENT OPERATORS:</b>											
<b>SHOVELS, BACKHOES, DRAGLINES, CLAMSHELLS OVER 3/4 YARD.....</b>											
A-FRAMES OR WINCH	18.330	19.830	80.00	2.250	-	3.800	-	1.300	-	.120	-
TRUCKS.....	9.060	9.820	40.00	.950	-	2.000	-	.500	-	.100	-
CANAL TIMERS.....	9.900	10.710	40.00	.950	-	2.000	-	.500	-	.100	-
COMPRESSORS.....	8.520	9.250	40.00	.950	-	2.000	-	.500	-	.100	-
<b>CONCRETE MIXERS:</b>											
SLIP TYPE.....	8.790	9.530	40.00	.950	-	2.000	-	.500	-	.100	-
PAVING.....	9.500	10.290	40.00	.950	-	2.000	-	.500	-	.100	-
<b>MOTOR PATROL BLADES:</b>											
SINGLE ENGINE.....	9.620	10.410	40.00	.950	-	2.000	-	.500	-	.100	-
MULTI-ENGINE.....	9.780	10.580	40.00	.950	-	2.000	-	.500	-	.100	-
<b>SHIP LEADERS-3/4 TO 1 1/2 YARDS.....</b>											
TRACTORS:											
UP TO 100 HP.....	9.400	10.180	40.00	.950	-	2.000	-	.500	-	.100	-
OVER 100 HP.....	9.400	10.180	40.00	.950	-	2.000	-	.500	-	.100	-
<b>TRACTOR LOADERS-OVER 6 1/2 YARDS.....</b>											
TRENCHING MACHINES.....	9.620	10.410	40.00	.950	-	2.000	-	.500	-	.100	-
CEMENT FINISHERS.....	9.190	9.960	40.00	.950	-	2.000	-	.500	-	.100	-
STRUCTURAL IRON WORKERS..	8.460	9.410	40.00	1.000	-	1.750	-	1.000	-	-	-
STRUCTURAL IRON WORKERS..	10.230	11.030	40.00	1.090	-	1.830	-	1.150	-	.030	-
<b>HELPERS AND LABORERS</b>											
CONSTRUCTION LABORERS....	7.200	7.650	40.00	.850	-	1.800	-	.500	-	.150	-

See footnotes at end of table.

**Table 20. Wage rates, hours, and employer contributions to funds: Selected cities—Continued**

(Union hourly wage rates and straight-time weekly hours and employer insurance, pension, vacation, and other contributions to funds in the building trades, July 1, 1975 and July 1, 1976)

CITY AND JOB CLASSIFICATION	JULY 1, 1975		JULY 1, 1976								
	RATE PER HOUR <sup>1</sup>	RATE PER HOUR <sup>1</sup>	HOURS PER WEEK <sup>2</sup>	EMPLOYER CONTRIBUTIONS TO FUNDS <sup>3</sup>							
				INSURANCE <sup>4</sup>		PENSION		VACATION		OTHER <sup>5</sup>	
				DOLLARS	PERCENT	DOLLARS	PERCENT	DOLLARS	PERCENT	DOLLARS	PERCENT
<b>SALT LAKE CITY, UTAH</b>											
BUILDING CONSTRUCTION											
JOURNEYMEN											
ASBESTOS WORKERS.....	\$8.420	\$9.179	40.00	0.520	-	1.020	-	-	-	0.820	-
BOILERMAKERS.....	8.400	10.150	40.00	.750	-	1.000	-	0.500	-	-	-
BRICKLAYERS.....	8.920	9.620	40.00	.450	-	.420	-	.350	-	.150	-
CARPENTERS.....	8.260	9.000	40.00	.500	-	.600	-	.250	-	.030	-
MILLWRIGHTS.....	8.510	9.500	40.00	.500	-	.600	-	.250	-	-	-
PILEDRIVERS.....	9.580	11.380	36.00	.500	-	.600	-	.250	-	-	-
CEMENT FINISHERS.....	7.505	8.760	40.00	.500	-	.600	-	.250	-	-	-
COMPOSITION FLOOR LAYERS AND FINISHING MACHINE OPERATORS....	7.630	8.885	40.00	.500	-	.600	-	.250	-	-	-
ELECTRICIANS (INSIDE WIRERS).....	9.400	9.870	40.00	.450	-	.500	1.00%	-	6.00%	-	-
ELEVATOR CONSTRUCTORS.....	8.230	9.155	40.00	.495	-	.320	-	-	6.00	.020	2.31%
ENGINEERS-POWER EQUIPMENT OPERATORS:											
HEAVY EQUIPMENT:											
GROUP 11:											
KOEHRING SCOOPERS...	9.470	10.220	40.00	.750	-	1.500	-	.850	-	.200	-
GROUP 10:											
DERRICK.....	9.030	9.780	40.00	.750	-	1.500	-	.850	-	.200	-
GROUP 9:											
TOWER CRANE.....	8.870	9.620	40.00	.750	-	1.500	-	.850	-	.200	-
GROUP 8:											
TRACTOR WITH FRONT-END LOADERS, 2 TO 5 CUBIC YARDS.....	8.750	9.500	40.00	.750	-	1.500	-	.850	-	.200	-
MEDIUM EQUIPMENT:											
GROUP 4:											
HOIST, 1 DRUM.....	7.620	8.370	40.00	.750	-	1.500	-	.850	-	.200	-
GROUP 7:											
HOIST, 2 DRUMS.....	8.340	9.090	40.00	.750	-	1.500	-	.850	-	.200	-
GROUP 6:											
MIXERMOBILES.....	8.190	8.940	40.00	.750	-	1.500	-	.850	-	.200	-
TRACTOR, RUBBER TIRED	8.190	8.940	40.00	.750	-	1.500	-	.850	-	.200	-
LIGHT EQUIPMENT:											
GROUP 5:											
AIR COMPRESSORS, 2 OR MORE.....	7.730	8.480	40.00	.750	-	1.500	-	.850	-	.200	-
GROUP 3:											
AIR COMPRESSORS.....	7.440	8.190	40.00	.750	-	1.500	-	.850	-	.200	-
CONCRETE MIXERS (SKIP TYPE).....	7.440	8.190	40.00	.750	-	1.500	-	.850	-	.200	-
GROUP 2:											
MATERIAL LOADERS....	7.090	7.840	40.00	.750	-	1.500	-	.850	-	.200	-
GLAZIERS.....	7.860	8.340	40.00	.510	-	.200	-	.630	-	.340	-
LATHERS.....	7.980	7.980	40.00	.450	-	.500	-	-	-	.100	-
MARBLE SETTERS.....	7.600	8.400	40.00	.170	-	.200	-	.350	-	.130	-
MOSAIC AND TERRAZZO WORKERS.....	7.600	8.400	40.00	.170	-	.200	-	.350	-	.130	-
PAINTERS.....	7.220	7.650	40.00	.510	-	.300	-	.500	-	.030	-
SPRAY.....	7.520	7.950	40.00	.510	-	.300	-	.500	-	.030	-
SWING STAGE.....	7.520	7.950	40.00	.510	-	.300	-	.500	-	.030	-
PAPERHANGERS.....	7.470	7.900	40.00	.510	-	.300	-	.500	-	.030	-
PIPEFITTERS.....	9.150	9.600	40.00	.510	-	1.000	-	.250	-	.050	-
PIPE WELDERS.....	8.900	9.150	40.00	.510	-	.750	-	.250	-	.110	-
REFRIGERATION FITTERS.....	8.550	8.800	40.00	.510	-	.750	-	.250	-	.130	-
STEAMFITTERS.....	8.900	9.150	40.00	.510	-	.750	-	.250	-	.110	-
PLUMBERS.....	8.900	9.150	40.00	.510	-	.750	-	.250	-	.110	-
PLASTERERS.....	7.585	8.860	40.00	.500	-	.600	-	-	-	-	-
REINFORCING RODMEN.....	9.150	9.800	40.00	.550	-	1.000	-	-	-	.002	-
ROOFERS, COMPOSITION.....	8.000	8.300	40.00	.570	-	.350	-	-	-	-	-
ROOFERS, SLATE AND TILE..	8.000	8.590	40.00	.570	-	.350	-	-	-	-	-
SHEET-METAL WORKERS.....	7.400	9.010	40.00	.500	-	.540	-	.470	-	.500	-
STRUCTURAL-IRON WORKERS..	9.150	9.800	40.00	.550	-	1.000	-	-	-	.002	-
ORNAMENTAL FINISHERS..	9.150	9.800	40.00	.550	-	1.000	-	-	-	.002	-
FENCE ERECTORS.....	9.150	9.800	40.00	.550	-	1.000	-	-	-	.002	-
SHEETERS.....	9.150	9.800	40.00	.550	-	1.000	-	-	-	.002	-
TILE SETTERS.....	7.600	8.400	40.00	.170	-	.200	-	.350	-	.130	-
HELPERS AND LABORERS											
BRICKLAYERS' TENDERS.....	7.200	7.900	40.00	.350	-	.350	-	.300	-	-	-
BUILDING LABORERS.....	6.455	6.800	40.00	.350	-	.350	-	.300	-	.040	-
CONCRETE LABORERS.....	6.455	6.800	40.00	.350	-	.350	-	.300	-	.040	-
ELEVATOR CONSTRUCTORS'											
HELPERS.....	5.760	6.410	40.00	.495	-	.320	-	-	6.00	.020	2.31

See footnotes at end of table.



**Table 20. Wage rates, hours, and employer contributions to funds: Selected cities—Continued**

(Union hourly wage rates and straight-time weekly hours and employer insurance, pension, vacation, and other contributions to funds in the building trades. July 1, 1975 and July 1, 1976)

CITY AND JOB CLASSIFICATION	JULY 1, 1975	JULY 1, 1976									
	RATE PER HOUR <sup>1</sup>	RATE PER HOUR <sup>1</sup>	HOURS PER WEEK <sup>2</sup>	EMPLOYER CONTRIBUTIONS TO FUNDS <sup>3</sup>							
				INSURANCE <sup>4</sup>		PENSION		VACATION		OTHER <sup>5</sup>	
				DOLLARS	PERCENT	DOLLARS	PERCENT	DOLLARS	PERCENT	DOLLARS	PERCENT
<b>SALT LAKE CITY, UTAH</b>											
<b>-CONTINUED</b>											
BUILDING CONSTRUCTION											
-CONTINUED											
HELPERS AND LABORERS											
-CONTINUED											
PLASTERERS' LABORERS.....	\$7.200	\$7.700	40.00	0.300	-	0.350	-	0.300	-	-	-
PLUMBERS' LABORERS.....	6.455	6.800	40.00	.350	-	.350	-	.300	-	0.040	-
TERFAZZO WORKERS' HELPER.	6.455	6.800	40.00	.350	-	.350	-	.300	-	.040	-
HIGHWAY AND STREET CONSTRUCTION											
JOURNEYMEN											
CARPENTERS.....	8.260	9.000	40.00	.500	-	.600	-	.250	-	.030	-
CEMENT FINISHERS.....	8.030	8.760	40.00	.500	-	.600	-	.250	-	-	-
ENGINEERS--POWER EQUIPMENT OPERATORS:											
HEAVY EQUIPMENT (GROUP 6)--KOEHRING SCOPPERS (UP TO 5 CU. YDS.)....	8.750	9.500	40.00	.750	-	1.500	-	.850	-	.100	-
MEDIUM EQUIPMENT (GROUP 7)--TRACTORS..	8.340	9.090	40.00	.750	-	1.500	-	.850	-	.100	-
LIGHT EQUIPMENT (GROUP 8)--TRUCK CRANES.....	8.750	9.500	40.00	.750	-	1.500	-	.850	-	.100	-
STRUCTURAL IRON WORKERS..	9.150	9.800	40.00	.550	-	1.000	-	-	-	.020	-
HELPERS AND LABORERS											
CONSTRUCTION LABORERS....	6.455	6.800	40.00	.350	-	.350	-	.300	-	.040	-
OTHER HEAVY CONSTRUCTION											
JOURNEYMEN											
CARPENTERS.....	8.260	9.000	40.00	.500	-	.600	-	.250	-	.030	-
CEMENT FINISHERS.....	8.030	8.760	40.00	.500	-	.600	-	.250	-	-	-
ENGINEERS--POWER EQUIPMENT OPERATORS:											
HEAVY EQUIPMENT (GROUP 6)--KOEHRING SCOPPERS (UP TO 5 CU. YDS.)....	8.750	9.500	40.00	.750	-	1.500	-	.850	-	.100	-
MEDIUM EQUIPMENT (GROUP 7)--TRACTORS..	8.340	9.090	40.00	.750	-	1.500	-	.850	-	.100	-
LIGHT EQUIPMENT (GROUP 8)--TRUCK CRANES.....	8.750	9.500	40.00	.750	-	1.500	-	.850	-	.100	-
STRUCTURAL IRON WORKERS..	9.150	9.800	40.00	.550	-	1.000	-	-	-	.020	-
HELPERS AND LABORERS											
CONSTRUCTION LABORERS....	6.455	6.800	40.00	.350	-	.350	-	.300	-	.040	-
<b>SCRANTON, PA.</b>											
BUILDING CONSTRUCTION											
JOURNEYMEN											
ASBESTOS WORKERS.....	8.300	9.150	40.00	.650	-	.600	-	-	-	-	-
BRICKLAYERS.....	9.650	10.150	35.00	.650	-	.500	-	.500	-	.050	-
CARPENTERS.....	8.900	9.550	40.00	.510	-	.500	-	-	-	.050	-
MILLWRIGHTS.....	9.480	10.130	40.00	.510	-	.500	-	-	-	.050	-
CEMENT FINISHERS.....	9.550	10.500	40.00	-	-	-	-	-	-	.050	-
ELECTRICIANS (INSIDE WIRERS).....	9.150	9.750	40.00	.500	-	.500	1.00%	.500	-	.100	-

See footnotes at end of table.

**Table 20. Wage rates, hours, and employer contributions to funds: Selected cities—Continued**

(Union hourly wage rates and straight-time weekly hours and employer insurance, pension, vacation, and other contributions to funds in the building trades, July 1, 1975 and July 1, 1976)

CITY AND JOB CLASSIFICATION	JULY 1, 1975		JULY 1, 1976								
	RATE PER HOUR <sup>1</sup>	RATE PER HOUR <sup>1</sup>	HOURS PER WEEK <sup>2</sup>	EMPLOYER CONTRIBUTIONS TO FUNDS <sup>3</sup>							
				INSURANCE <sup>4</sup>		PENSION		VACATION		OTHER <sup>5</sup>	
				DOLLARS	PERCENT	DOLLARS	PERCENT	DOLLARS	PERCENT	DOLLARS	PERCENT
<b>SCRANTON, PA.</b>											
<b>-CONTINUED</b>											
<b>BUILDING CONSTRUCTION</b>											
<b>-CONTINUED</b>											
<b>JOURNEYMEN</b>											
<b>-CONTINUED</b>											
ELEVATOR CONSTRUCTION MECHANICS.....	\$9.380	\$10.000	40.00	0.545	-	0.500	1.00%	-	5.00%	-	2.31%
ENGINEERS--POWER EQUIPMENT OPERATORS:											
HEAVY EQUIPMENT--CRANES, DERRICKS, POWER SHOVELS.....	10.650	11.250	40.00	-	5.50%	-	9.50	-	-	0.050	-
MEDIUM EQUIPMENT--TURNAPULPS, CARRYALLS, BULLDOZERS, TRACTORS.....	9.770	10.370	40.00	-	5.50	-	9.50	-	-	.050	-
LIGHT EQUIPMENT--WELDING MACHINES, COMPRESSORS, PUMPS.....	9.000	9.600	40.00	-	5.50	-	9.50	-	-	.050	-
GLAZIERS (OUTSIDE).....	8.800	9.150	40.00	.400	-	.600	-	-	-	.246	-
LATHERS.....	9.540	10.040	40.00	-	-	.100	-	-	-	.050	-
MARBLE SETTERS.....	9.000	9.500	35.00	-	-	.500	-	-	-	-	-
MOSAIC AND TERRAZZO WORKERS.....	9.000	9.500	35.00	-	-	.500	-	-	-	-	-
PAINTERS.....	7.100	8.100	40.00	-	-	1.000	-	-	-	-	-
SPRING.....	8.100	9.100	40.00	-	-	1.000	-	-	-	-	-
STEEL.....	8.100	9.100	40.00	-	-	1.000	-	-	-	-	-
SPRAY.....	8.600	9.600	40.00	-	-	1.000	-	-	-	-	-
PAPEEHANGERS.....	7.600	8.600	40.00	-	-	1.000	-	-	-	-	-
PIPEFITTERS.....	10.000	10.750	40.00	.500	-	.750	-	-	-	.100	-
PLASTERERS.....	9.700	10.580	40.00	-	-	-	-	-	-	.050	-
PLUMBERS.....	9.990	10.740	40.00	.400	-	.750	-	-	-	-	-
REINFORCING IRON WORKERS.....	10.450	11.150	40.00	.840	-	1.210	-	-	-	.050	-
ROOFERS, COMPOSITION.....	9.060	9.810	40.00	.420	-	.470	-	-	-	-	-
ROOFERS, SHINGLE, SLATE, AND TILES.....	9.060	9.810	40.00	.420	-	.470	-	-	-	-	-
SHELT-METAL WORKERS.....	9.550	10.080	40.00	.500	-	.500	-	-	-	.090	3.00
STONEMASONS.....	9.650	10.150	35.00	.650	-	.500	-	0.500	-	.050	-
STRUCTURAL IRON WORKERS.....	10.550	11.250	40.00	.840	-	1.210	-	-	-	.050	-
TILE LAYERS.....	9.000	9.500	40.00	-	-	.500	-	-	-	-	-
<b>HELPERS AND LABORERS</b>											
BRICKLAYERS' TENDERS.....	7.950	8.600	40.00	.480	-	.500	-	-	-	.050	-
BUILDING LABORERS.....	7.550	8.200	40.00	.480	-	.500	-	-	-	.050	-
COMPOSITION ROOFERS' HELPERS.....	8.830	9.580	40.00	.420	-	.470	-	-	-	-	-
ELEVATOR CONSTRUCTORS' HELPERS.....	6.566	7.420	40.00	.545	-	.500	1.00	-	5.00	-	2.31
MARBLE SETTERS' HELPERS.....	8.530	8.530	40.00	-	-	-	-	-	-	-	-
PLASTERERS' & MASONS' TENDERS.....	7.950	8.600	40.00	.480	-	.500	-	-	-	.050	-
PLUMBERS' LABORERS.....	7.700	8.350	40.00	.480	-	.500	-	-	-	.050	-
TERRAZZO HELPERS.....	8.630	8.630	40.00	-	-	-	-	-	-	-	-
TILE LAYERS' HELPERS.....	8.530	8.530	40.00	-	-	-	-	-	-	-	-
<b>HIGHWAY AND STREET CONSTRUCTION</b>											
<b>JOURNEYMEN</b>											
CARPENTERS.....	8.170	8.720	40.00	.350	-	.400	-	-	-	-	-
ENGINEERS--POWER EQUIPMENT OPERATORS:											
HEAVY EQUIPMENT CRANES, DERRICKS, SHOVELS.....	10.650	11.250	40.00	-	5.50	-	9.50	-	-	.050	-
MEDIUM EQUIPMENT BULLDOZERS, CARRYALLS, TRACTORS, TURNAPULLS.....	9.770	10.370	40.00	-	5.50	-	9.50	-	-	.050	-
LIGHT EQUIPMENT COMPRESSORS, PUMPS, WELDING MACHINES.....	9.000	9.600	40.00	-	5.50	-	9.50	-	-	.050	-
STRUCTURAL IRON WORKERS.....	10.550	11.250	40.00	.840	-	1.210	-	-	-	.050	-
<b>OTHER HEAVY CONSTRUCTION</b>											
<b>JOURNEYMEN</b>											
CARPENTERS.....	8.170	8.720	40.00	.350	-	.400	-	-	-	-	-

See footnotes at end of table.

**Table 20. Wage rates, hours, and employer contributions to funds: Selected cities—Continued**

(Union hourly wage rates and straight-time weekly hours and employer insurance, pension, vacation, and other contributions to funds in the building trades, July 1, 1975 and July 1, 1976)

CITY AND JOB CLASSIFICATION	JULY 1, 1975		JULY 1, 1976								
	RATE PER HOUR <sup>1</sup>	RATE PER HOUR <sup>1</sup>	HOURS PER WEEK <sup>2</sup>	EMPLOYER CONTRIBUTIONS TO FUNDS <sup>3</sup>							
				INSURANCE <sup>4</sup>		PENSION		VACATION		OTHER <sup>5</sup>	
				DOLLARS	PERCENT	DOLLARS	PERCENT	DOLLARS	PERCENT	DOLLARS	PERCENT
<b>SCRANTON, PA.</b>											
<b>-CONTINUED</b>											
OTHER HEAVY CONSTRUCTION											
-CONTINUED											
JOURNEYMEN											
-CONTINUED											
ENGINEERS--POWER EQUIPMENT OPERATORS:											
HEAVY EQUIPMENT--											
CRANES, DERRICKS											
SHOVELS.....	\$10.650	\$11.250	40.00	-	5.50%	-	9.50%	-	-	0.050	-
MEDIUM EQUIPMENT--											
TURNAPULLS, CARRY-											
ALLS, BULLDOZERS,											
TRACTORS.....											
9.770	10.370	40.00	-	5.50	-	9.50	-	-	-	.050	-
LIGHT EQUIPMENT--WELD-											
ING MACHINES, COMPRES-											
SORS, PUMPS.....											
9.000	9.600	40.00	-	5.50	-	9.50	-	-	-	.050	-
STRUCTURAL IRON WORKERS..	10.550	11.250	40.00	0.840	-	1.210	-	-	-	.050	-
<b>SEATTLE, WASH.</b>											
BUILDING CONSTRUCTION											
JOURNEYMEN											
ASBESTOS WORKERS.....											
10.060	10.910	40.00	.440	-	.950	-	6.000	-	-	.100	-
BOILERMAKERS.....											
9.800	10.650	40.00	.750	-	1.000	-	6.500	-	-	.020	-
BRICKLAYERS.....											
9.870	10.270	40.00	.550	-	.650	-	6.250	-	-	.180	-
CLEANERS, POINTERS, AND											
CAULKERS.....											
9.870	10.270	40.00	.550	-	.650	-	6.250	-	-	.180	-
CARPENTERS, GENERAL:											
AGREEMENT A.....											
8.900	9.550	40.00	.500	-	.700	-	6.200	-	-	.020	-
AGREEMENT B.....											
8.900	9.510	40.00	.500	-	.700	-	6.200	-	-	.040	-
BOOMMEN.....											
9.100	9.710	40.00	.500	-	.700	-	6.200	-	-	.040	-
FLOOR LAYERS, SHINGLERS											
9.030	9.680	40.00	.500	-	.700	-	6.200	-	-	.020	-
MILLWRIGHTS.....											
9.400	10.010	40.00	.500	-	.700	-	6.200	-	-	.040	-
PILEDRIVERS, BRIDGE											
AND DOCK.....											
9.050	9.660	40.00	.500	-	.700	-	6.200	-	-	.040	-
CEMENT FINISHERS.....											
9.020	9.970	40.00	.550	-	1.000	-	-	-	-	.020	-
COMPOSITION.....											
9.270	10.220	40.00	.550	-	1.000	-	-	-	-	.020	-
ELECTRICIANS (INSIDE											
WIRERS).....											
9.680	11.327	40.00	.350	-	.400	1.00	-	6.00%	-	-	-
ELEVATOR CONSTRUCTORS.....											
9.525	11.215	40.00	.545	-	.350	-	-	2.50	-	.020	8.00%
ENGINEERS--POWER EQUIPMENT											
OPERATORS:											
HEAVY EQUIPMENT:											
SHOVELS AND CRANES,											
CRAWLER AND TRUCK											
TYPE.....											
10.280	11.080	40.00	.750	-	.900	-	-	-	-	.190	-
BULLDOZERS.....											
10.100	10.900	40.00	.750	-	.900	-	-	-	-	.190	-
CARRYALL TYPE											
SCRAPER (SINGLE)....											
9.880	10.680	40.00	.750	-	.900	-	-	-	-	.190	-
MEDIUM EQUIPMENT:											
HOISTS.....											
10.000	10.800	40.00	.750	-	.900	-	-	-	-	.190	-
MIXERS, CONCRETE:											
200 YARDS AND UNDER											
9.910	10.710	40.00	.750	-	.900	-	-	-	-	.190	-
OVER 200 YARDS.....											
10.230	11.030	40.00	.750	-	.900	-	-	-	-	.190	-
PILEDRIVERS.....											
10.280	11.080	40.00	.750	-	.900	-	-	-	-	.190	-
LIGHT EQUIPMENT:											
FORKLIFTS OR LUMBER											
STACKERS (ON											
CONSTRUCTION JOB											
SITE).....											
9.880	10.830	40.00	.750	-	.900	-	-	-	-	.190	-
COMPRESSORS,											
EXCAVATING.....											
9.580	10.380	40.00	.750	-	.900	-	-	-	-	.190	-
CARRYALL TYPE											
SCRAPERS (DOUBLE)..											
10.030	10.830	40.00	.750	-	.900	-	-	-	-	.190	-
HEAVY DUTY MACHINERY											
9.960	10.760	40.00	.900	-	.900	-	-	-	-	.190	-
GLAZIERS.....											
8.590	9.590	40.00	.300	-	.650	-	.554	-	-	.315	-
LATHERS.....											
8.640	9.340	40.00	.550	-	.500	-	1.000	-	-	.100	-
MARBLE SETTERS.....											
9.870	10.270	40.00	.550	-	.650	-	6.250	-	-	.180	-
MOSAIC AND TERRAZZO											
WORKERS.....											
9.680	9.970	40.00	.550	-	.650	-	6.300	-	-	-	-
PAINTERS.....											
8.910	8.910	40.00	.440	-	.700	-	-	-	-	.060	-
STRUCTURAL STEEL.....											
9.160	9.160	40.00	.440	-	.700	-	-	-	-	.060	-
SPRAY.....											
9.160	9.160	40.00	.440	-	.700	-	-	-	-	.060	-
PAPERHANGERS.....											
8.910	8.910	40.00	.440	-	.700	-	-	-	-	.060	-

See footnotes at end of table.

**Table 20. Wage rates, hours, and employer contributions to funds: Selected cities—Continued**

(Union hourly wage rates and straight-time weekly hours and employer insurance, pension, vacation, and other contributions to funds in the building trades, July 1, 1975 and July 1, 1976)

CITY AND JOB CLASSIFICATION	JULY 1, 1975		JULY 1, 1976								
	RATE PER HOUR <sup>1</sup>	RATE PER HOUR <sup>1</sup>	HOURS PER WEEK <sup>2</sup>	EMPLOYER CONTRIBUTIONS TO FUNDS <sup>3</sup>							
				INSURANCE <sup>4</sup>		PENSION		VACATION		OTHER <sup>5</sup>	
				DOLLARS	PERCENT	DOLLARS	PERCENT	DOLLARS	PERCENT	DOLLARS	PERCENT
SEATTLE, WASH.											
-CONTINUED											
BUILDING CONSTRUCTION											
-CONTINUED											
JOURNEYMEN											
-CONTINUED											
PIPEFITTERS.....	\$11.260	\$11.260	40.00	.650	-	1.120	-	1.000	-	0.070	-
PLASTERERS.....	8.500	8.900	40.00	.550	-	1.000	-	<sup>6</sup> 1.000	-	.120	-
PLUMBERS.....	11.260	11.260	40.00	.650	-	1.120	-	1.000	-	.070	-
REFRIGERATION FITTERS.....	10.010	11.260	40.00	.650	-	1.120	-	1.000	-	.070	-
REINFORCING IRON WORKERS.....	9.900	10.750	40.00	.730	-	1.000	-	<sup>6</sup> .250	-	-	-
ROOFERS, COMPOSITION:											
STEEP.....	8.800	9.600	40.00	.600	-	.400	-	<sup>6</sup> .150	-	-	-
FLAT.....	8.800	9.450	40.00	.600	-	.400	-	<sup>6</sup> .150	-	-	-
ROOFERS, SLATE AND TILE..	9.050	9.600	40.00	.600	-	.400	-	<sup>6</sup> .150	-	-	-
SHELT-METAL WORKERS.....	10.360	11.150	40.00	.560	-	.900	-	<sup>6</sup> .090	-	.540	-
STONEMASONS.....	9.870	10.270	40.00	.550	-	.650	-	<sup>6</sup> .250	-	.180	-
STRUCTURAL IRON WORKERS..	9.900	10.750	40.00	.730	-	1.000	-	<sup>6</sup> .250	-	-	-
TILE LAYERS.....	9.680	9.970	40.00	.550	-	.650	-	<sup>6</sup> .300	-	.170	-
HELPERS AND LABORERS											
BRICKLAYERS' TENDERS.....	7.960	8.660	40.00	.850	-	.950	-	-	-	.060	-
BUILDING LABORERS.....	7.660	8.360	40.00	.850	-	.950	-	-	-	.060	-
ELEVATOR CONSTRUCTORS'											
HELPERS.....	6.670	7.850	40.00	.545	-	.350	-	-	2.50	.020	8.00
MARBLE SETTERS' HELPERS..	7.820	8.470	40.00	.550	-	-	-	.300	-	.180	-
PLASTERERS' LABORERS.....	7.960	8.660	40.00	.850	-	.950	-	-	-	.060	-
TERRAZZO HELPERS.....	7.820	8.470	40.00	.550	-	-	-	.300	-	.160	-
TILE LAYERS' HELPERS.....	7.820	8.470	40.00	.550	-	-	-	.300	-	.160	-
HIGHWAY AND STREET CONSTRUCTION											
HELPERS AND LABORERS											
GENERAL LABORERS.....	7.660	8.360	40.00	.850	-	.950	-	-	-	.060	-
SPOKANE, WASH.											
BUILDING CONSTRUCTION											
JOURNEYMEN											
ASBESTOS WORKERS.....	8.400	9.500	40.00	.440	-	1.020	-	<sup>6</sup> 1.250	-	-	-
BOILERMAKERS.....	9.800	10.650	40.00	.750	-	1.000	-	.500	-	-	-
BRICKLAYERS.....	9.690	10.110	40.00	.550	-	.700	-	-	-	.050	-
CLEANERS, POINTERS AND											
CAULKERS.....	9.690	10.110	40.00	.550	-	.700	-	-	-	.050	-
CARPENTERS.....	9.040	9.490	40.00	.600	-	.550	-	<sup>6</sup> .250	-	.055	-
MILLWRIGHTS.....	9.540	9.990	40.00	.600	-	.550	-	<sup>6</sup> .250	-	.055	-
WELDERS.....	9.190	9.640	40.00	.600	-	.550	-	<sup>6</sup> .250	-	.055	-
CEMENT FINISHERS.....	8.680	9.140	40.00	.500	-	.750	-	<sup>6</sup> .250	-	.250	-
ELECTRICIANS (INSIDE											
WIRERS).....	9.166	9.752	40.00	.430	-	.400	1.00%	-	<sup>6</sup> 8.00%	-	-
ELEVATOR CONSTRUCTORS....	9.200	10.510	40.00	.495	-	.320	-	-	8.00	.020	-
ENGINEERS-POWER EQUIPMENT											
OPERATORS:											
HEAVY EQUIPMENT:											
CRANES (UNDER 65 T)...	9.200	9.850	40.00	.800	-	.900	-	-	-	.020	-
DERRICKS (UNDER 65 T)											
HOISTS (2 OR MORE											
DRUMS).....	8.900	9.550	40.00	.800	-	.900	-	-	-	.020	-
MEDIUM EQUIPMENT:											
MIXER MOBILES, PUMP-											
CRETES, LINK BELTS											
OR SIMILAR.....	8.900	9.550	40.00	.800	-	.900	-	-	-	.020	-
LIGHT EQUIPMENT:											
COMPRESSORS (1 ONLY).	8.900	9.550	40.00	.800	-	.900	-	-	-	.020	-
PUMPS.....	8.050	8.700	40.00	.800	-	.900	-	-	-	.020	-
GLAZIERS.....	7.455	8.790	40.00	.350	-	.100	-	.400	-	.310	-
LATHERS.....	9.580	10.350	40.00	.500	-	-	-	-	-	-	-
MARBLE MASONS.....	9.690	10.110	40.00	.550	-	.700	-	-	-	.050	-
MOSAIC AND TERRAZZO											
WORKERS.....	9.500	9.950	40.00	.550	-	.700	-	-	-	.250	-

See footnotes at end of table.

**Table 20. Wage rates, hours, and employer contributions to funds: Selected cities—Continued**

(Union hourly wage rates and straight-time weekly hours and employer insurance, pension, vacation, and other contributions to funds in the building trades. July 1, 1975 and July 1, 1976)

CITY AND JOB CLASSIFICATION	JULY 1, 1975		JULY 1, 1976								
	RATE PER HOUR <sup>1</sup>	RATE PER HOUR <sup>1</sup>	HOURS PER WEEK <sup>2</sup>	EMPLOYER CONTRIBUTIONS TO FUNDS <sup>3</sup>							
				INSURANCE <sup>4</sup>		PENSION		VACATION		OTHER <sup>5</sup>	
				DOLLARS	PERCENT	DOLLARS	PERCENT	DOLLARS	PERCENT	DOLLARS	PERCENT
SPOKANE, WASH.											
-CONTINUED											
BUILDING CONSTRUCTION											
-CONTINUED											
JOURNEYMEN											
-CONTINUED											
PAINTERS.....	\$8.770	\$9.420	40.00	0.400	-	0.700	-	-	-	0.070	-
SPRAY.....	9.020	9.670	40.00	.400	-	.700	-	-	-	.070	-
STRUCTURAL STEEL.....	9.170	9.670	40.00	.400	-	.700	-	-	-	.070	-
DRYWALL PAPERS.....	9.020	9.670	40.00	.400	-	.700	-	-	-	.070	-
PAPERHANGERS.....	8.770	9.420	40.00	.400	-	.700	-	-	-	.070	-
PIPEFITTERS.....	10.020	11.600	40.00	.650	-	1.100	-	1.000	-	.110	-
REFRIGERATION FITTERS.....	10.020	11.600	40.00	.650	-	1.100	-	1.000	-	.110	-
PLASTERERS.....	9.680	10.530	40.00	.500	-	-	-	-	-	-	-
PLUMBERS.....	10.020	11.600	40.00	.650	-	1.100	-	1.000	-	.110	-
REINFORCING IRON WORKERS.....	9.900	10.750	40.00	.730	-	1.000	-	6.250	-	-	-
ROOFERS, COMPOSITION.....	7.790	8.440	40.00	.600	-	.500	-	6.500	-	-	-
ROOFERS, SLATE AND TILE..	7.790	8.440	40.00	.600	-	.500	-	6.500	-	-	-
SHEET-METAL WORKERS.....	10.160	10.600	40.00	.570	-	.800	-	6.750	-	.555	3.00%
STONEMASONS.....	9.690	10.110	40.00	.550	-	.700	-	-	-	.050	-
STRUCTURAL AND ORNAMENTAL IRON WORKERS.....	9.900	10.750	40.00	.730	-	1.000	-	6.250	-	-	-
FINISHERS.....	9.900	10.750	40.00	.730	-	1.000	-	6.250	-	-	-
TILE LAYERS.....	9.500	9.950	40.00	.550	-	.700	-	-	-	6.250	-
HELPERS AND LABORERS											
BRICKLAYERS' TENDERS.....	7.950	8.550	40.00	.650	-	.700	-	-	-	.020	-
BUILDING LABORERS.....	7.500	8.100	40.00	.650	-	.700	-	-	-	.020	-
CONCRETE AND GRADE CREW.....	7.500	8.100	40.00	.650	-	.700	-	-	-	.020	-
ELEVATOR CONSTRUCTORS' HELPERS.....	6.440	7.360	40.00	.495	-	.320	-	8.00	-	.020	-
STANFORD, CONN.											
BUILDING CONSTRUCTION											
JOURNEYMEN											
ASBESTOS WORKERS.....	9.540	9.740	35.00	.650	-	.960	-	.600	-	-	-
BRICKLAYERS.....	9.500	9.500	35.00	.530	-	.250	-	.160	-	-	-
CAFFINERS.....	9.250	9.250	40.00	.650	-	.400	-	.350	-	.100	-
CEMENT FINISHERS.....	9.500	9.500	35.00	.530	-	.250	-	.100	-	-	-
ENGINEERS-POWER EQUIPMENT OPERATORS:											
DEFRICKS, PILEDRIEVERS, STIFF LEG AND GUY DEFRICKS, HOISTS (2 DRUMS OR OVER).....	10.200	10.900	40.00	.450	-	.700	-	-	-	.570	-
TOWER CRANES, DRAG-LINES, GRADALLS, FRONT END LOADERS (OVER 7 CU. YD.).....	10.100	10.800	40.00	.450	-	.700	-	-	-	.570	-
MAINTENANCE ENGINEERS..	10.000	10.700	40.00	.450	-	.700	-	-	-	.570	-
WELDERS, FRONT END LOADERS (3-7 CU. YD.), MUCKING MACHINES, PUMPCRETES, WELL DIGGERS, CONVEYORS.....	9.750	10.450	40.00	.450	-	.700	-	-	-	.570	-
COMPRESSOR BATTERY OPERATORS.....	9.250	9.700	40.00	.450	-	.700	-	-	-	.570	-
ASPHALT SPREADERS.....	9.600	10.250	40.00	.450	-	.700	-	-	-	.570	-
BULLDOZERS, GRADERS, SCRAPER PANS, CARRYALLS.....	9.550	10.200	40.00	.450	-	.700	-	-	-	.570	-
CONCRETE MIXERS, FRONT END LOADERS (UNDER 3 CU. YD.), POWERSTONE SPREADERS.....	9.500	10.150	40.00	.450	-	.700	-	-	-	.570	-
AIR AND STEAM VALVE OPERATORS.....	9.050	9.450	40.00	.450	-	.700	-	-	-	.570	-
COMPRESSORS, GENERATORS, WELDING MACHINES	8.950	9.350	40.00	.450	-	.700	-	-	-	.570	-
STEAM JENNIES, FORKLIFTS UNDER 4 FEET..	9.400	10.050	40.00	.450	-	.700	-	-	-	.570	-
ROLLERS.....	9.300	9.950	40.00	.450	-	.700	-	-	-	.570	-
MECHANICAL HEATERS.....	8.800	9.200	40.00	.450	-	.700	-	-	-	.570	-

See footnotes at end of table.

**Table 20. Wage rates, hours, and employer contributions to funds: Selected cities—Continued**

(Union hourly wage rates and straight-time weekly hours and employer insurance, pension, vacation, and other contributions to funds in the building trades, July 1, 1975 and July 1, 1976)

CITY AND JOB CLASSIFICATION	JULY 1, 1975		JULY 1, 1976								
	RATE PER HOUR <sup>1</sup>	RATE PER HOUR <sup>1</sup>	HOURS PER WEEK <sup>2</sup>	EMPLOYER CONTRIBUTIONS TO FUNDS <sup>3</sup>							
				INSURANCE <sup>4</sup>		PENSION		VACATION		OTHER <sup>5</sup>	
				DOLLARS	PERCENT	DOLLARS	PERCENT	DOLLARS	PERCENT	DOLLARS	PERCENT
<b>STANFORD, CONN.—CONTINUED</b>											
BUILDING CONSTRUCTION—CONTINUED											
JOURNEYMEN—CONTINUED											
ENGINEERS—POWER EQUIPMENT OPERATORS—CONTINUED											
DINKY MACHINES, POWER PAVEMENT BREAKERS.....	\$9.150	\$9.800	40.00	0.450	-	0.700	-	-	-	0.570	-
FIREMEN—HIGH PRESSURE.....	8.600	9.000	40.00	.450	-	.700	-	-	-	.570	-
OILERS.....	8.200	8.550	40.00	.450	-	.700	-	-	-	.570	-
GLAZIERS.....	9.530	9.530	40.00	.950	-	.470	-	-	-	.340	-
LATHERS.....	9.010	9.010	35.00	.350	-	.200	-	0.750	-	.030	-
PAINTERS.....	7.580	8.000	35.00	.500	-	.500	-	-	-	-	-
PAPERHANGERS.....	8.080	8.500	35.00	.500	-	.500	-	-	-	-	-
PIPEFITTERS.....	10.050	10.300	37.50	.750	-	.500	-	-	4.00%	.020	-
PLASTERERS.....	9.500	9.500	35.00	.530	-	.250	-	.100	-	-	-
PLUMBERS.....	10.050	10.300	37.50	.750	-	.500	-	-	4.00	.020	-
REINFORCING IRON WORKERS.....	10.400	10.700	40.00	.550	-	.950	-	.400	-	.021	-
ROOFERS, COMPOSITION.....	9.000	9.400	35.00	1.050	-	.500	-	.250	-	.261	-
ROOFERS, SLATE AND TILE.....	9.250	9.650	35.00	1.050	-	.500	-	.250	-	.261	-
SHEET METAL WORKERS.....	10.740	10.740	37.50	.720	-	.550	-	.300	-	.390	-
STONEMASONS.....	9.500	9.500	35.00	.530	-	.250	-	.100	-	-	-
STRUCTURAL IRON WORKERS..	10.400	10.700	40.00	.550	-	.950	-	.400	-	.021	-
HELPERS AND LABORERS											
BRICKLAYERS' TENDERS.....	7.250	7.750	40.00	.500	-	.450	-	-	-	.150	-
BUILDING LABORERS.....	7.000	7.500	40.00	.500	-	.450	-	-	-	.150	-
COMPOSITION ROOFERS' HELPERS.....	7.250	7.750	40.00	.500	-	.450	-	-	-	.150	-
PLASTERERS' LABORERS.....	7.250	7.750	40.00	.500	-	.450	-	-	-	.150	-
HIGHWAY AND STREET CONSTRUCTION											
JOURNEYMEN											
CARPENTERS.....	8.950	9.400	40.00	.650	-	.400	-	.100	-	.100	-
CEMENT FINISHERS.....	8.680	8.650	40.00	.530	-	.250	-	.100	-	-	-
ENGINEERS—POWER EQUIPMENT OPERATORS:											
ERECTING AND HANDLING STRUCTURAL STEEL, FRONT END LOADERS (7 CU. YD. OR OVER).....											
PILE DRIVERS, DRAG-LINES, GRADEALLS, POWER SHOVELS AND CRANES....	10.090	10.790	40.00	.450	-	.700	-	-	-	.300	-
SIDE BOOMS, EUCLID LOADERS, PUMPCRETES... COMPRESSOR BATTERIES...	9.790	10.470	40.00	.450	-	.700	-	-	-	.300	-
ASPHALT SPREADERS.....	9.260	9.690	40.00	.450	-	.700	-	-	-	.300	-
FRONT END LOADERS 3 YDS OR OVER, GRADERS.....	9.610	10.280	40.00	.450	-	.700	-	-	-	.300	-
WELL POINTS SYSTEM.....	9.480	10.140	40.00	.450	-	.700	-	-	-	.300	-
ASPHALT ROLLERS, BULL-DOZERS, CARRYALLS....	8.950	9.350	40.00	.450	-	.700	-	-	-	.300	-
FRONT END LOADERS UNDER 3 YDS, ROLLERS, POWER CHIPPERS, FORKLIFTS... FIREMEN, HIGH PRESSURE PUMPS, COMPRESSORS....	9.310	9.960	40.00	.450	-	.700	-	-	-	.300	-
BATCH AND BULK CEMENT PLANTS.....	9.130	9.760	40.00	.450	-	.700	-	-	-	.300	-
OILERS.....	8.620	9.020	40.00	.450	-	.700	-	-	-	.300	-
STRUCTURAL IRON WORKERS..	8.530	8.920	40.00	.450	-	.700	-	-	-	.300	-
HELPERS AND LABORERS											
LABORERS.....	7.000	7.500	40.00	.500	-	.450	-	-	-	.150	-
OTHER HEAVY CONSTRUCTION											
JOURNEYMEN											
CARPENTERS.....	8.950	9.400	40.00	.650	-	.400	-	.100	-	.208	-
CEMENT FINISHERS.....	8.680	8.650	40.00	.530	-	.250	-	.100	-	-	-

See footnotes at end of table.

**Table 20. Wage rates, hours, and employer contributions to funds: Selected cities—Continued**

(Union hourly wage rates and straight-time weekly hours and employer insurance, pension, vacation, and other contributions to funds in the building trades, July 1, 1975 and July 1, 1976)

CITY AND JOB CLASSIFICATION	JULY 1, 1975		JULY 1, 1976								
	RATE PER HOUR <sup>1</sup>	RATE PER HOUR <sup>1</sup>	HOURS PER WEEK <sup>2</sup>	EMPLOYER CONTRIBUTIONS TO FUNDS <sup>3</sup>							
				INSURANCE <sup>4</sup>		PENSION		VACATION		OTHER <sup>5</sup>	
				DOLLARS	PERCENT	DOLLARS	PERCENT	DOLLARS	PERCENT	DOLLARS	PERCENT
<b>STANFORD, CONN.</b>											
<b>-CONTINUED-</b>											
OTHER HEAVY CONSTRUCTION											
-CONTINUED											
JOURNEYMEN											
-CONTINUED											
ENGINEERS--POWER EQUIPMENT OPERATORS:											
ERECTING AND HANDLING STRUCTURAL STEEL, FRONT END LOADERS (7 CU. YD. OF OVER).....	\$10.220	\$10.930	40.00	0.450	-	0.700	-	-	-	0.300	-
PILE DRIVERS, DRAG-LINES, GRADALLS, POWER SHOVELS AND CRANES....	10.090	10.790	40.00	.450	-	.700	-	-	-	.300	-
SIDE BOOMS, EUCLID LOADERS, PUMPCRETES...	9.790	10.470	40.00	.450	-	.700	-	-	-	.300	-
COMPRESSOR BATTERIES...	9.260	9.690	40.00	.450	-	.700	-	-	-	.300	-
ASPHALT SPREADERS.....	9.610	10.280	40.00	.450	-	.700	-	-	-	.300	-
FRONT END LOADERS 3 YDS OF OVER, GRADERS.....	9.480	10.140	40.00	.450	-	.700	-	-	-	.300	-
WELL POINT OPERATORS...	8.950	9.350	40.00	.450	-	.700	-	-	-	.300	-
ASPHALT ROLLERS, BULLDOZERS, CARRYALLS....	9.310	9.960	40.00	.450	-	.700	-	-	-	.300	-
FRONT END LOADERS UNDER 3 YDS, ROLLERS, POWER CHIPPERS, FORKLIFTS...	9.130	9.760	40.00	.450	-	.700	-	-	-	.300	-
FIREMEN, HIGH PRESSURE PUMPS, COMPRESSORS....	8.620	9.020	40.00	.450	-	.700	-	-	-	.300	-
BATCH AND BULK CEMENT PLANTS.....	8.530	8.920	40.00	.450	-	.700	-	-	-	.300	-
OILERS.....	8.700	9.300	40.00	.450	-	.700	-	-	-	.300	-
STRUCTURAL IRON WORKERS..	8.210	8.580	40.00	.450	-	.700	-	-	-	.300	-
HELPERS AND LABORERS											
CONSTRUCTION LABORERS....	10.400	10.700	40.00	.550	-	.950	-	0.400	-	.101	-
<b>TOLEDO, OHIO</b>											
BUILDING CONSTRUCTION											
JOURNEYMEN											
ASBESTOS WORKERS.....	9.230	10.180	40.00	.500	-	1.000	-	6.000	-	.060	-
BOILERMAKERS.....	11.100	11.900	40.00	.500	-	.600	-	-	-	-	-
BRICKLAYERS.....	11.185	11.735	40.00	.650	-	.800	-	-	-	.120	-
POINTERS, CLEANERS, AND CAULKERS.....	11.185	11.735	40.00	.650	-	.800	-	-	-	.120	-
CARPENTERS.....	10.600	11.550	40.00	.650	-	.500	-	6.500	-	.040	-
MILLWRIGHTS.....	10.600	11.550	40.00	.650	-	.500	-	6.500	-	.040	-
PILEDRIVERS.....	10.600	11.550	40.00	.650	-	.500	-	6.500	-	.040	-
CEMENT FINISHERS.....	11.550	11.570	40.00	.500	-	-	-	6.000	-	.110	-
ELECTRICIANS (INSIDE WIRERS).....	10.950	12.150	40.00	.500	-	.550	1.00%	-	-	-	-
ELEVATOR CONSTRUCTORS....	10.640	11.270	40.00	.495	-	.320	-	-	6.00%	.020	2.31%
ENGINEERS-POWER EQUIPMENT OPERATORS											
GROUP A:											
HEAVY EQUIPMENT, CRANES, ETC.....	10.490	11.390	40.00	.460	-	1.000	-	-	-	.090	-
GROUP B:											
MEDIUM EQUIPMENT, BULLDOZERS, ETC.....	10.330	11.230	40.00	.460	-	1.000	-	-	-	.090	-
GROUP C:											
LIGHT EQUIPMENT.....	9.980	10.880	40.00	.460	-	1.000	-	-	-	.090	-
GROUP D:											
WELDER OPERATORS, COMPRESSORS, MIXERS.	9.170	10.070	40.00	.460	-	1.000	-	-	-	.090	-
GROUP E:											
BACKFILLERS, CONCRETE SPREADING.....	8.840	9.740	40.00	.460	-	1.000	-	-	-	.090	-
GROUP F:											
OILER, PUMPS.....	7.780	8.280	40.00	.460	-	1.000	-	-	-	.090	-
GLAZIERS.....	9.025	10.475	40.00	.500	-	.850	-	.010	-	.040	-
SWING STAGE.....	9.275	10.725	40.00	.500	-	.850	-	.010	-	.040	-
LATHERS.....	10.950	11.900	40.00	.650	-	.100	-	-	-	.030	-
MARBLE SETTERS.....	11.185	11.735	40.00	.650	-	.800	-	-	-	.120	-
MOSAIC & TERRAZZO WORKERS	10.170	11.120	40.00	.650	-	.400	-	.250	-	.050	-

See footnotes at end of table.

**Table 20. Wage rates, hours, and employer contributions to funds: Selected cities—Continued**

(Union hourly wage rates and straight-time weekly hours and employer insurance, pension, vacation, and other contributions to funds in the building trades, July 1, 1975 and July 1, 1976)

CITY AND JOB CLASSIFICATION	JULY 1, 1975		HOURS PER WEEK <sup>2</sup>	JULY 1, 1976							
	RATE PER HOUR <sup>1</sup>	RATE PER HOUR <sup>1</sup>		EMPLOYER CONTRIBUTIONS TO FUNDS <sup>3</sup>							
				INSURANCE <sup>4</sup>		PENSION		VACATION		OTHER <sup>5</sup>	
				DOLLARS	PERCENT	DOLLARS	PERCENT	DOLLARS	PERCENT	DOLLARS	PERCENT
<b>TOLEDO, OHIO</b>											
<b>-CONTINUED-</b>											
<b>BUILDING CONSTRUCTION</b>											
<b>-CONTINUED-</b>											
<b>JOURNEYMEN</b>											
<b>-CONTINUED-</b>											
PAINTERS, BRUSH, GENERAL	\$8.990	\$9.640	40.00	0.650	-	0.700	-	6.850	-	-	-
SPRAY.....	9.540	10.190	40.00	.650	-	.700	-	6.850	-	-	
SWING											
BRUSH.....	9.290	9.940	40.00	.650	-	.700	-	6.850	-	-	
SPRAY.....	9.840	10.490	40.00	.650	-	.700	-	6.850	-	-	
PAPERHANGERS.....	8.990	9.640	40.00	.650	-	.700	-	6.850	-	-	
PIPEFITTERS.....	9.975	10.730	40.00	1.600	-	.850	-	1.300	-	0.160	
REFRIGERATION FITTERS.....	9.975	10.730	40.00	1.600	-	.850	-	1.300	-	.160	
PLASTERERS.....	10.750	11.450	40.00	.650	-	-	-	6.750	-	.050	
PLUMBERS.....	9.975	10.730	40.00	1.600	-	.850	-	1.300	-	.160	
REINFORCING IRON WORKERS.....	10.390	11.000	40.00	.650	-	1.060	-	6.830	-	.040	
ROOFERS, COMPOSITION.....	10.490	11.090	40.00	.650	-	.850	-	6.500	-	-	
RESIDENTIAL.....	10.490	11.090	40.00	.650	-	.850	-	6.500	-	-	
ROOFERS, SLATE AND TILE..	10.490	11.090	40.00	.650	-	.850	-	6.500	-	-	
SHELT-METAL WORKERS.....	10.075	10.825	40.00	.650	-	1.000	-	6.100	-	.050	
STONEMASONS.....	11.185	11.735	40.00	.650	-	.800	-	-	-	.120	
STRUCTURAL-IRON WORKERS..	10.390	11.000	40.00	.650	-	1.060	-	6.830	-	.040	
FINISHERS.....	10.390	11.000	40.00	.650	-	1.060	-	6.830	-	.040	
TILL LAYERS.....	10.170	11.120	40.00	.650	-	.400	-	.250	-	.050	
<b>HELPERS AND LABORERS</b>											
BRICKLAYERS' TENDERS.....	9.290	10.240	40.00	.550	-	.400	-	6.500	-	.090	
MORTAR MIXERS.....	9.360	10.310	40.00	.550	-	.400	-	6.500	-	.090	
BUILDING LABORERS.....	9.160	10.110	40.00	.550	-	.400	-	6.500	-	.090	
ELEVATOR CONSTRUCTORS'											
HELPERS.....	7.448	7.890	40.00	.495	-	.320	-	-	6.00%	.020	
MARBLE SETTERS' HELPERS..	9.200	10.100	40.00	.650	-	.400	-	6.500	-	.040	
PLASTERERS' TENDERS.....	9.180	10.130	40.00	.550	-	.400	-	6.500	-	.100	
MIXERS.....	9.180	10.130	40.00	.550	-	.400	-	6.500	-	.100	
TERRAZZO WORKERS'											
HELPERS.....	9.200	10.100	40.00	.650	-	.400	-	6.500	-	.040	
BASE GRINDERS.....	9.500	10.400	40.00	.650	-	.400	-	6.500	-	.040	
TILE LAYERS' HELPERS.....	9.200	10.100	40.00	.650	-	.400	-	6.500	-	.040	
<b>HIGHWAY AND STREET CONSTRUCTION</b>											
<b>JOURNEYMEN</b>											
CARPENTERS.....	10.600	11.550	40.00	.650	-	.500	-	6.500	-	.040	
PILEDRIVERS.....	10.600	11.550	40.00	.650	-	.500	-	6.500	-	.040	
CEMENT FINISHERS.....	9.210	10.460	40.00	.500	-	-	-	-	-	6.110	
ENGINEERS--POWER EQUIPMENT OPERATORS:											
HEAVY EQUIPMENT--											
CRANES (ALL TYPES),											
POWER SHOVELS, DER-											
SICKS.....	9.640	10.490	40.00	.460	-	.800	-	-	-	.090	
MEDIUM EQUIPMENT--POWER GRADERS, POWER											
SCOOPS, BULLDOZERS...	9.520	10.370	40.00	.460	-	.800	-	-	-	.090	
LIGHT EQUIPMENT--PORTABLE COMPRESSORS,											
PUMPS (4 IN. AND OVER), ASPHALT ROLLERS											
ERS.....	8.480	9.330	40.00	.460	-	.800	-	-	-	.090	
STRUCTURAL IRON WORKERS..	10.390	11.000	40.00	.650	-	1.060	-	.830	-	.040	
<b>HELPERS AND LABORERS</b>											
GENERAL LABORERS.....	7.550	8.150	40.00	.550	-	.400	-	-	-	.050	
<b>OTHER HEAVY CONSTRUCTION</b>											
<b>JOURNEYMEN</b>											
CARPENTERS.....	10.600	11.550	40.00	.650	-	.500	-	6.500	-	.040	
MILLWRIGHTS.....	10.600	11.550	40.00	.650	-	.500	-	6.500	-	.040	
PILEDRIVERS.....	10.600	11.550	40.00	.650	-	.500	-	6.500	-	.040	
CEMENT FINISHERS.....	9.210	10.460	40.00	.500	-	-	-	-	-	6.110	

See footnotes at end of table.



**Table 20. Wage rates, hours, and employer contributions to funds: Selected cities—Continued**

(Union hourly wage rates and straight-time weekly hours and employer insurance, pension, vacation, and other contributions to funds in the building trades, July 1, 1975 and July 1, 1976)

CITY AND JOB CLASSIFICATION	JULY 1, 1975	JULY 1, 1976									
	RATE PER HOUR <sup>1</sup>	RATE PER HOUR <sup>1</sup>	HOURS PER WEEK <sup>2</sup>	EMPLOYER CONTRIBUTIONS TO FUNDS <sup>3</sup>							
				INSURANCE <sup>4</sup>		PENSION		VACATION		OTHER <sup>5</sup>	
				DOLLARS	PERCENT	DOLLARS	PERCENT	DOLLARS	PERCENT	DOLLARS	PERCENT
<b>TOLEDO, OHIO</b>											
<b>-CONTINUED</b>											
OTHER HEAVY CONSTRUCTION											
-CONTINUED											
JOURNEYMEN											
-CONTINUED											
ENGINEERS--POWER EQUIPMENT OPERATORS: HEAVY EQUIPMENT--CRANES (ALL TYPES), POWER SHOVELS, DERICKS.....	\$9.640	\$10.490	40.00	0.460	-	0.800	-	-	-	0.090	-
MEDIUM EQUIPMENT--POWER GRADERS, POWER SCOOPS, BULLDOZERS...	9.520	10.370	40.00	.460	-	.800	-	-	-	.090	-
LIGHT EQUIPMENT--PORTABLE COMPRESSORS, PUMPS (4 IN. AND OVER), ASPHALT ROLLERS .....	8.480	9.330	40.00	.460	-	.800	-	-	-	.090	-
STRUCTURAL IRON WORKERS..	10.390	11.000	40.00	.650	-	1.060	-	60.830	-	.040	-
HELPERS AND LABORERS											
GENERAL LABORERS.....	7.550	8.150	40.00	.550	-	.400	-	-	-	.050	-
<b>WASHINGTON, D.C.</b>											
BUILDING CONSTRUCTION											
JOURNEYMEN											
ASBESTOS WORKERS.....	9.450	10.210	40.00	.490	-	.600	-	-	-	.020	-
BOILERMAKERS.....	9.400	10.200	40.00	.700	-	1.000	-	-	-	-	-
BRICKLAYERS.....	9.850	10.600	40.00	.700	-	.500	-	-	-	.100	-
CARPENTERS.....	9.550	10.000	40.00	.650	-	.530	-	-	-	-	-
PILE DRIVERS.....	9.750	10.210	40.00	.650	-	.530	-	-	-	-	-
MILLWRIGHTS.....	9.990	10.460	40.00	.650	-	.530	-	-	-	-	-
CEMENT FINISHERS.....	9.650	10.040	40.00	.685	-	.500	-	-	-	-	-
ELECTRICIANS (INSIDE WIRES).....	10.100	10.500	40.00	.650	-	.800	1.00%	-	-	-	-
ELEVATOR CONSTRUCTORS.....	10.250	10.380	40.00	.495	-	.320	-	-	6.00%	.021	-
ENGINEERS-POWER EQUIPMENT OPERATORS: HEAVY EQUIPMENT: CRANES, SHOVELS, AND PILE DRIVERS.....	10.350	11.080	40.00	.550	-	.550	-	-	-	-	-
MEDIUM EQUIPMENT: HOISTS, SINGLE OR DOUBLE DRUM.....	10.100	10.830	40.00	.550	-	.550	-	-	-	-	-
TRENCHING MACHINES...	9.690	10.830	40.00	.550	-	.550	-	-	-	-	-
LIGHT EQUIPMENT: COMPRESSORS.....	9.520	9.910	40.00	.550	-	.550	-	-	-	-	-
PUMPS.....	9.520	9.910	40.00	.550	-	.550	-	-	-	-	-
BULLDOZERS.....	9.500	10.230	40.00	.550	-	.550	-	-	-	-	-
GLAZIERS.....	8.980	9.780	40.00	.560	-	.450	-	-	-	-	-
LATHERS.....	8.730	9.510	40.00	.500	-	.500	-	-	-	.005	-
MACHINISTS.....	9.250	10.000	40.00	.550	-	-	-	-	4.60	.385	-
MOSAIC AND TERRAZZO WORKERS.....	9.230	9.930	40.00	.500	-	.400	-	-	-	-	-
MARBLE SETTERS.....	10.350	10.850	40.00	.600	-	.450	-	6.500	-	.050	-
PAINTERS.....	9.440	9.840	40.00	.710	-	.690	-	-	-	.010	-
SPRAY.....	9.440	9.840	40.00	.710	-	.690	-	-	-	.010	-
BRIDGE, STRUCTURAL-STEEL, SWING STAGE....	9.940	10.340	40.00	.710	-	.690	-	-	-	.010	-
PAPERHANGERS.....	9.440	9.840	40.00	.710	-	.690	-	-	-	.010	-
DRYWALL TAPERS.....	9.440	9.840	40.00	.710	-	.690	-	-	-	.010	-
PIPEFITTERS.....	9.050	9.800	40.00	.650	-	.750	-	6.400	-	.030	-
REFRIGERATION FITTERS.....	9.050	9.800	40.00	.650	-	.750	-	.400	-	.030	-
SPRINKLER FITTERS.....	10.600	11.450	40.00	.600	-	.900	-	-	-	.080	-
PLASTERERS.....	9.020	9.080	40.00	.450	-	.250	-	-	-	.030	-
PLUMBERS.....	9.150	9.800	40.00	.730	-	.700	-	6.280	-	.030	-
REINFORCING IRON WORKERS..	9.350	10.550	40.00	.550	-	.850	-	-	-	-	-

See footnotes at end of table.

**Table 20. Wage rates, hours, and employer contributions to funds: Selected cities—Continued**

(Union hourly wage rates and straight-time weekly hours and employer insurance, pension, vacation, and other contributions to funds in the building trades, July 1, 1975 and July 1, 1976)

CITY AND JOB CLASSIFICATION	JULY 1, 1975	JULY 1, 1976									
	RATE PER HOUR <sup>1</sup>	RATE PER HOUR <sup>1</sup>	HOURS PER WEEK <sup>2</sup>	EMPLOYER CONTRIBUTIONS TO FUNDS <sup>3</sup>							
				INSURANCE <sup>4</sup>		PENSION		VACATION		OTHER <sup>5</sup>	
				DOLLARS	PERCENT	DOLLARS	PERCENT	DOLLARS	PERCENT	DOLLARS	PERCENT
<b>WASHINGTON, D.C.</b>											
<b>-CONTINUED</b>											
<b>BUILDING CONSTRUCTION</b>											
<b>-CONTINUED</b>											
<b>JOURNEYMEN</b>											
<b>-CONTINUED</b>											
ROOFERS, COMPOSITION.....	\$8.210	\$9.010	40.00	0.470	-	0.250	-	-	-	-	-
ROOFERS, SLATE AND TILE..	8.770	9.570	40.00	.470	-	.250	-	-	-	-	
SHEET-METAL WORKERS.....	9.260	10.060	40.00	.740	-	.840	-	-	-	0.020	
STONEMASONS.....	10.350	10.850	40.00	.600	-	.450	-	6.440	-	.050	
STRUCTURAL-IRON WORKERS..	10.000	10.400	40.00	.870	-	.800	-	-	-	.050	
TILE LAYERS.....	9.230	9.930	40.00	.500	-	.400	-	-	-	-	
<b>HELPERS AND LABORERS</b>											
BUILDING LABORERS.....	7.230	8.070	40.00	.500	-	.400	-	-	-	-	
RESIDENTIAL LABORERS..	5.050	5.550	40.00	.280	-	-	-	-	-	.050	
COMPOSITION ROOFERS'											
HELPERS.....	5.930	6.430	40.00	.470	-	.250	-	-	-	-	
ELEVATOR CONSTRUCTORS'											
HELPERS.....	6.840	7.280	40.00	.495	-	.320	-	6.00%	-	.021	
MAPLE SETTERS' HELPERS..	7.970	8.600	40.00	.500	-	.400	-	-	-	-	
PLASTERERS' LABORERS.....	8.020	8.760	40.00	.500	-	.400	-	-	-	.050	
PLUMBERS' LABORERS.....	7.680	7.760	40.00	.350	-	.400	-	-	-	-	
TERRAZZO WORKERS'											
HELPERS.....	8.050	8.600	40.00	.500	-	.400	-	-	-	-	
TILE LAYERS' HELPERS.....	8.050	8.600	40.00	.500	-	.400	-	-	-	-	
<b>HIGHWAY AND STREET CONSTRUCTION</b>											
<b>JOURNEYMEN</b>											
CARPENTERS.....	9.550	10.000	40.00	.650	-	.530	-	-	-	-	
CEMENT MASONS.....	6.750	6.750	40.00	.220	-	.300	-	-	-	-	
ENGINEERS-POWER EQUIP-											
MENT OPERATORS:											
HEAVY EQUIPMENT:											
CRANES, PILEDRIVERS,											
SHOVELS.....	10.350	11.080	40.00	.550	-	.550	-	-	-	-	
MEDIUM EQUIPMENT:											
HOISTS (SINGLE OR											
DOUBLE DRUM).....	10.350	10.830	40.00	.550	-	.550	-	-	-	-	
TRENCHERS.....	9.690	10.830	40.00	.550	-	.550	-	-	-	-	
LIGHT EQUIPMENT:											
BULLDOZERS.....	9.300	10.230	40.00	.550	-	.550	-	-	-	-	
COMPRESSORS, PUMPS...	9.520	9.910	40.00	.550	-	.550	-	-	-	-	
STRUCTURAL IRON WORKERS..	10.000	10.400	40.00	.870	-	.800	-	-	-	.050	
<b>HELPERS AND LABORERS</b>											
LABORERS:											
AGREEMENT A.....	6.930	7.760	40.00	.350	-	.400	-	-	-	.030	
AGREEMENT B.....	6.100	6.400	40.00	.500	-	.400	-	-	-	.050	
<b>OTHER HEAVY CONSTRUCTION</b>											
<b>JOURNEYMEN</b>											
CARPENTERS.....	9.550	10.000	40.00	.650	-	.530	-	-	-	-	
CEMENT MASONS.....	6.750	6.750	40.00	.220	-	.300	-	-	-	-	
ENGINEERS-POWER EQUIPMENT											
OPERATORS:											
HEAVY EQUIPMENT:											
CRANES, PILEDRIVERS,											
SHOVELS.....	10.350	11.080	40.00	.550	-	.550	-	-	-	-	
MEDIUM EQUIPMENT:											
HOISTS (SINGLE OR											
DOUBLE DRUM).....	10.350	10.830	40.00	.550	-	.550	-	-	-	-	
TRENCHERS.....	9.690	10.830	40.00	.550	-	.550	-	-	-	-	
LIGHT EQUIPMENT:											
BULLDOZERS.....	9.300	10.230	40.00	.550	-	.550	-	-	-	-	
COMPRESSORS, PUMPS...	9.520	9.910	40.00	.550	-	.550	-	-	-	-	
STRUCTURAL IRON WORKERS..	10.000	10.400	40.00	.870	-	.800	-	-	-	.050	

See footnotes at end of table.

**Table 20. Wage rates, hours, and employer contributions to funds: Selected cities—Continued**

(Union hourly wage rates and straight-time weekly hours and employer insurance, pension, vacation, and other contributions to funds in the building trades, July 1, 1975 and July 1, 1976)

CITY AND JOB CLASSIFICATION	JULY 1, 1975		JULY 1, 1976								
	RATE PER HOUR <sup>1</sup>	RATE PER HOUR <sup>1</sup>	HOURS PER WEEK <sup>2</sup>	EMPLOYER CONTRIBUTIONS TO FUNDS <sup>3</sup>							
				INSURANCE <sup>4</sup>		PENSION		VACATION		OTHER <sup>5</sup>	
				DOLLARS	PERCENT	DOLLARS	PERCENT	DOLLARS	PERCENT	DOLLARS	PERCENT
WASHINGTON, D.C. -CONTINUED											
OTHER HEAVY CONSTRUCTION -CONTINUED											
HELPERS AND LABORERS											
LABORERS:											
AGREEMENT A.....	\$6.930	\$7.760	40.00	0.350	-	0.400	-	-	-	0.030	-
AGREEMENT B.....	7.710	8.070	40.00	.500	-	.400	-	-	-	.050	-
WICHITA, KANSAS											
BUILDING CONSTRUCTION											
JOURNEYMEN											
ASBESTOS WORKERS.....	8.200	9.050	40.00	.460	-	.125	-	0.850	-	.075	-
BRICKLAYERS.....	8.680	9.330	40.00	.500	-	.250	-	.250	-	-	-
CARPENTERS.....	8.500	9.150	40.00	.500	-	-	-	-	-	-	-
ELECTRICIANS (INSIDE WIRES).....	9.120	9.400	40.00	.600	-	.250	1.00%	-	6.00	-	1.00%
ENGINEERS--POWER EQUIP- MENT OPERATORS:											
GROUP I--BOILERS (2), CRANES, DOZERS, SCRAP- ERS, HOISTS (2-DRUM)	8.750	9.500	40.00	.500	-	1.000	-	.500	-	.100	-
GROUP II--A-FRAMES, BOILERS (1), FORK LIFTS, HCISTS (1- DRUM), POWER BROOMS..	8.350	9.100	40.00	.500	-	1.000	-	.500	-	.100	-
GROUP III--FARM TRAC- TORS WITH ATTACHMENTS	7.550	8.300	40.00	.500	-	1.000	-	.500	-	.100	-
GROUP III--FARM TRAC- TORS WITHOUT ATTACH- MENTS.....	7.300	8.050	40.00	.500	-	1.000	-	.500	-	.100	-
GROUP IV--OLLERS:.....	7.250	7.750	40.00	.500	-	1.000	-	.500	-	.100	-
MOTOR CRANES.....	7.500	8.000	40.00	.500	-	1.000	-	.500	-	.100	-
GLAZIERS.....	8.060	8.620	40.00	.400	-	.420	-	-	10.00%	.020	4.00%
LATHERS.....	8.560	8.900	40.00	-	-	.150	-	-	-	-	-
PAINTERS:											
BRUSH.....	8.220	8.470	40.00	.100	-	.300	-	-	-	-	-
SPRAY.....	8.820	9.070	40.00	.100	-	.300	-	-	-	-	-
PLASTERERS.....	8.500	8.500	40.00	-	-	-	-	-	-	-	-
PLUMBERS.....	9.030	10.230	40.00	.640	-	.800	-	.500	-	-	-
ROOFERS, COMPOSITION....	7.600	8.200	40.00	.280	-	.200	-	-	-	-	-
SHEET METAL WORKERS.....	9.351	10.125	40.00	.700	-	.400	-	.550	-	.010	3.00
STRUCTURAL IRON WORKERS..	9.180	9.880	40.00	-	-	.250	-	.530	-	-	-
HELPERS AND LABORERS											
BUILDING LABORERS.....	6.200	6.700	40.00	.500	-	.250	-	-	-	.180	-
HIGHWAY AND STREET CONSTRUCTION											
JOURNEYMEN											
STRUCTURAL IRON WORKERS..	9.180	9.880	40.00	-	-	.250	-	.530	-	-	-
OTHER HEAVY CONSTRUCTION											
JOURNEYMEN											
STRUCTURAL IRON WORKERS..	9.180	9.880	40.00	-	-	.250	-	.530	-	-	-

See footnotes on following page.

<sup>1</sup> Basic (minimum) rates, excluding holiday, vacation, or other benefit payments made or regularly credited to the employee. Wage rates shown represent rates available and payable on July 1 of the survey year and do not include increases made later that are retro-active to July 1 or before.

<sup>2</sup> Hours are the same for both years unless otherwise indicated.

<sup>3</sup> Shown in cents per hour or as a percent of rate; in actual practice, however, some employer payments are calculated on the basis of total hours or gross payroll. These variations in method of computation are not indicated in the above tabulation.

<sup>4</sup> Includes life insurance, hospitalization, and other types of health and welfare benefits; excludes payments into holiday, vacation, and un-employment funds when such programs have been negotiated.

<sup>5</sup> Includes all other nonlegally required employer contributions, except those for apprenticeship fund payments, as indicated in individual agreements.

<sup>6</sup> Part of negotiated rate; not included in base rate. Amount may be included in computation of overtime and other premium rates.

<sup>7</sup> New rate in negotiation on survey date.

<sup>8</sup> Under 5 years of service; 2% plus supplemental vacation of 4% of actual hours worked. Five years of service and over; 4% plus sup-plemental vacation of 4% of actual hours worked.

<sup>9</sup> Agreement also provides for 6 paid holidays.

<sup>10</sup> Agreement also provides for 2 paid holidays.

<sup>11</sup> Agreement also provides for 5 paid holidays.

<sup>12</sup> After 6 months of service, 2 percent of hourly rate for all hours worked; after 5 years of service, 4 percent of hourly rate for all hours worked. An additional amount equal to one-half percent of the hourly rate shall accrue to the employee on the effective date of the second and third rate change, and one percent on the date of the fourth rate change until this amount reaches 2 percent.

<sup>13</sup> Includes supplemental annuity fund.

<sup>14</sup> \$1 of this amount is a deduction from employee's net wages not included in basic rate shown.

<sup>15</sup> Includes SUB; separate data not available.

<sup>16</sup> Percentage based on the negotiated rate of \$12.49.

<sup>17</sup> Agreement also provides for 7 paid holidays.

<sup>18</sup> Agreement also provides for 8 paid holidays.

<sup>19</sup> 0.050 union administration fund contribution is not included in base rate shown.

<sup>20</sup> Includes a 12-cent contribution to Carpenters District Council Working Dues Fund. Part of negotiated rate not included in base rate shown.

<sup>21</sup> Includes a 75-cent contribution to savings fund. Part of nego-tiated rate; not included in base rate shown.

<sup>22</sup> Includes a 2-cent contribution to holidays. Part of negotiated rate; not included in base rate shown.

<sup>23</sup> Includes a 50-cent contribution to saving fund. Part of nego-tiated rate; not included in base rate shown.

<sup>24</sup> Reduced wage rate negotiated since previous year.

<sup>25</sup> Includes a 3-cent contribution to the building fund. Part of nego-tiated rate not included in base rate shown.

<sup>26</sup> Includes a 15-cent contribution to holidays. Part of negotiated rate; not included in base rate shown.

<sup>27</sup> Employees receive prorated vacation time and pay based on years of service and number of days worked in the contract year as follows: 6 months or more but less than 5 years; maximum of 2 weeks; 5 years and over; maximum of 3 weeks.

<sup>28</sup> Agreement also provides for 11 paid holidays.

<sup>29</sup> Data in effect before July 1, 1976.

<sup>30</sup> Thirty-five cents of this amount is deducted from employee's net wages for a Holiday Fund; not included in base rate shown.

<sup>31</sup> Six percent is deducted from employee's net wages for a Sav-ings fund; not included in base rate shown.

<sup>32</sup> Thirty-eight cents is deducted from employee's net wages from Investment Savings Fund; not included in base rate shown.

<sup>33</sup> In addition, employer pays employees' share of Social Security benefits. Agreement also provides for 9 paid holidays.

<sup>34</sup> Insurance includes Health and Welfare and Pension; separate data not available.

<sup>35</sup> Contract expired 6/30/76.

<sup>36</sup> Agreement also provides for one paid holiday.

<sup>37</sup> 0.750 Holiday Contribution not included in base rate shown.

† Revision of data previously reported.

NOTE: Dashes (-) indicate no data, or no data reported. When referring to a rate per hour for a previous year, "-" indicated either a change in progression, or a new job or union not previously reported.

## Appendix: Scope and Method of Study

Union wage rates and hours reported in this bulletin were agreed on through collective bargaining between trade unions and employers and are defined as (1) the basic (minimum) rates (excluding holiday, vacation, or other benefit payments made regularly or credited to the worker each pay period) and (2) the maximum number of weekly hours at straight-time rates. Wage rates exceeding the negotiated minimum, which may be paid for special qualifications or other reasons, are excluded. Thus, rates shown do not represent total hourly earnings of building trades workers.

Information presented for the building trades is based on union rates in effect on July 1, 1976, covering approximately 623,000 journeymen and 139,000 helpers and laborers in the 66 cities surveyed. Data were obtained by local union officials by mail questionnaire; in some instances, Bureau economists visited local union officials to obtain the desired information.

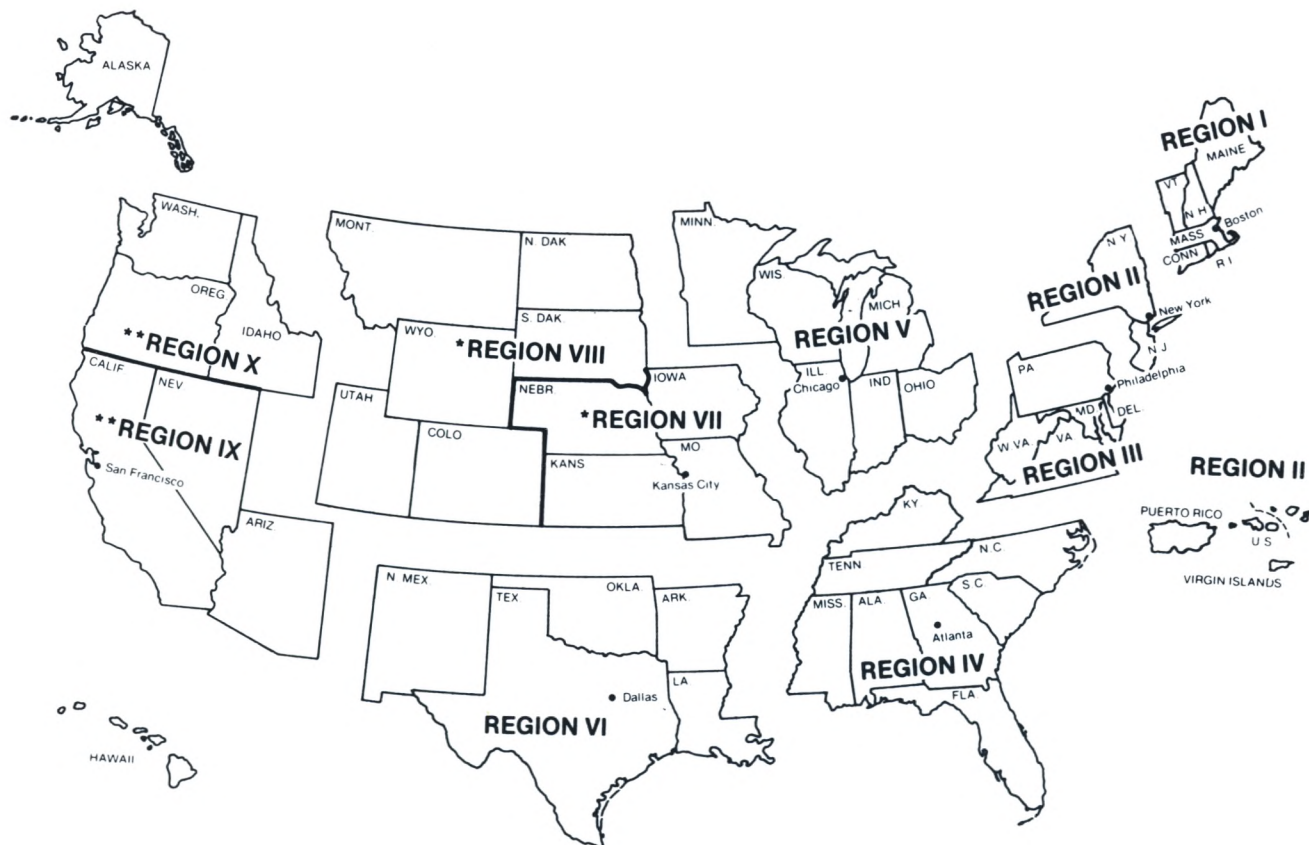
The survey was designed to reflect union wage rates in building construction in all cities of 100,000 inhabitants or more (1970 Census of Population). All cities that had 500,000 inhabitants or more were included, as were most cities with 250,000 to 500,000 inhabitants. Data for some cities were weighted to compensate for cities not surveyed.

In order to provide appropriate regional representation, each region was considered separately when city weights were assigned.

Average wage rates, designed to show current levels, were based on building trades wage rates in each city as of July 1, 1976. The wage rates were weighted by the number of union members at the rate in the area. These averages were not designed for precise year-to-year comparisons because of fluctuations in membership in the job classifications studied. Average cents-per-hour and percent changes from July 1, 1975, to July 1, 1976, however, were based on comparable quotations for the various job classifications in both periods, weighted by the membership reported for the current (1976) survey. The index series, designed for trend purposes, was constructed similarly.

Wage and hour information is presented in table 20 for workers in street and highway and other heavy construction (including railroads, tunnels, subways, elevated highways, viaducts, dams, bridges, reservoirs, hydroelectric projects, pipelines, transmission and telephone lines, radio towers, etc.). These rates were not used to calculate averages or indexes in this publication.

# Bureau of Labor Statistics Regional Offices



**Region I**  
1603 JFK Federal Building  
Government Center  
Boston, Mass. 02203  
Phone: (617) 223-6761

**Region II**  
Suite 3400  
1515 Broadway  
New York, N.Y. 10036  
Phone: (212) 399-5405

**Region III**  
3535 Market Street  
P.O. Box 13309  
Philadelphia, Pa. 19101  
Phone: (215) 596-1154

**Region IV**  
1371 Peachtree Street, NE.  
Atlanta, Ga. 30309  
Phone: (404) 881-4418

**Region V**  
9th Floor  
Federal Office Building  
230 S. Dearborn Street  
Chicago, Ill. 60604  
Phone: (312) 353-1880

**Region VI**  
Second Floor  
555 Griffin Square Building  
Dallas, Tex. 75202  
Phone: (214) 749-3516

**Regions VII and VIII\***  
911 Walnut Street  
Kansas City, Mo. 64106  
Phone: (816) 374-2481

**Regions IX and X\*\***  
450 Golden Gate Avenue  
Box 36017  
San Francisco, Calif. 94102  
Phone: (415) 556-4678

\*Regions VII and VIII are serviced  
by Kansas City

\*\*Regions IX and X are serviced  
by San Francisco

U. S. Department of Labor  
Bureau of Labor Statistics  
Washington, D.C. 20212

---

Official Business  
Penalty for private use, \$300

Postage and Fees Paid  
U.S. Department of Labor

Third Class Mail

Lab-441

