


# Industry Wage Survey Men's and Boys' Suits and Coats, April 1976



U.S. Department of Labor  
Bureau of Labor Statistics  
1977

Bulletin 1962



# Industry Wage Survey Men's and Boys' Suits and Coats, April 1976

---

U.S. Department of Labor  
Ray Marshall, Secretary  
Bureau of Labor Statistics  
Julius Shiskin, Commissioner  
1977

Bulletin 1962



---

For sale by the Superintendent of Documents, U.S. Government Printing Office  
Washington, D.C. 20402  
Stock No. 029-001-02038-4



## Preface

This bulletin summarizes the results of a Bureau of Labor Statistics survey of wages and related benefits in the men's and boys' suit and coat manufacturing industry in April 1976. A similar study was conducted by the Bureau in April 1973.

A summary of the 1976 study providing national and regional information and separate releases for the following locations were issued earlier: the States of Georgia and Kentucky; the metropolitan areas of Atlantic City and Vineland-Millville-Bridgeton, N.J., Baltimore, Boston, and New York; part of the Philadelphia metropolitan area (Philadelphia and Delaware Counties, Pa., and Camden County, N.J.); and Bristol County, Mass. For Baltimore, New York, and Philadelphia, releases were issued separately for regular (inside) and cutting shops and for contract shops, as well as for all shops. Copies of the releases are available from the U.S. Department of Labor, Bureau of Labor Statistics, Washington, D.C. 20212, or any of its regional offices.

The study was conducted in the Bureau's Office of Wages and Industrial Relations. Harry B. Williams of the Division of Occupational Wage Structures prepared the analysis in this bulletin. Field work for the survey was directed by the Bureau's Assistant Regional Commissioners for Operations.

Other reports available from the Bureau's program of industry wage studies, as well as the addresses of the Bureau's regional offices, are listed at the end of this bulletin.

Material in this publication is in the public domain and may be reproduced without the permission of the Federal Government. Please credit the Bureau of Labor Statistics and cite the name and number of the publication.



# Contents

	<i>Page</i>
Summary . . . . .	1
Industry characteristics . . . . .	1
Employment . . . . .	1
Location . . . . .	1
Type of shop . . . . .	1
Products and processes . . . . .	1
Sex of workers . . . . .	2
Unionization . . . . .	2
Method of wage payment . . . . .	4
Average hourly earnings . . . . .	4
Occupational earnings . . . . .	5
Establishment practices and supplementary wage provisions . . . . .	6
Scheduled weekly hours . . . . .	6
Paid holidays . . . . .	6
Paid vacations . . . . .	6
Health, insurance, and retirement plans . . . . .	7
 Chart:	
Production worker employment in the men's and boys' suit and coat industry, 1963-76 . . . . .	3
 Text tables:	
1. Percent of workers in shops by primary product, April 1976 . . . . .	2
2. Domestic production of men's and boys' suits and dress and sport coats, United States, 1970-75 . . . . .	2
3. Occupational pay relationships in men's and boys' suit and coat manufacturing for selected occupations, April 1976 . . . . .	6
 Reference tables:	
1. Average hourly earnings: By selected characteristics . . . . .	8
2. Earnings distribution: All production workers . . . . .	9
 Occupational earnings:	
3. All shops . . . . .	10
4. By size of community . . . . .	12
5. By type of shop . . . . .	14
6. By size of shop . . . . .	16
7. By labor-management contract coverage . . . . .	19
8. Atlantic City and Vineland-Millville-Bridgeton, N.J.—All shops . . . . .	21
9. Baltimore, Md.—All shops . . . . .	24
10. Baltimore, Md.—Regular and cutting shops . . . . .	27
11. Baltimore, Md.—Contract shops . . . . .	30
12. Boston, Mass.—All shops . . . . .	31
13. Bristol County, Mass.—All shops . . . . .	32
14. Georgia—All shops . . . . .	34
15. Kentucky—All shops . . . . .	37
16. New York, N.Y.—N.J.—All shops . . . . .	39
17. New York, N.Y.—N.J.—Regular and cutting shops . . . . .	46

# Contents—Continued

	<i>Page</i>
Reference tables:	
Occupational earnings—Continued	
18. New York, N.Y.—N.J.—Contract shops . . . . .	50
19. Philadelphia, Pa.—N.J.—All shops . . . . .	55
20. Philadelphia, Pa.—N.J.—Regular and cutting shops . . . . .	60
21. Philadelphia, Pa.—N.J.—Contract shops . . . . .	64
22. Earnings relationships: Selected regions and areas . . . . .	67
Establishment practices and supplementary wage provisions:	
23. Method of wage payment . . . . .	68
24. Scheduled weekly hours . . . . .	69
25. Paid holidays . . . . .	70
26. Paid vacations . . . . .	71
27. Health, insurance, and retirement plans . . . . .	72
Appendixes:	
A. Regression analysis . . . . .	73
B. Scope and method of survey . . . . .	76
C. Occupational descriptions . . . . .	79

## Men's and Boys' Suits and Coats

### Summary

Straight-time hourly earnings of production and related workers in the men's and boys' suit and coat manufacturing industry averaged \$3.97 in April 1976.<sup>1</sup> Average (mean) earnings of the production work force within the scope of the survey were 21 percent above the level of earnings recorded in April 1973 when a similar survey was conducted.<sup>2</sup> In April 1976, about 95 percent of the 64,105 workers earned between \$2.30 and \$6.30 an hour.

Regionally,<sup>3</sup> the highest averages were reported in the Middle Atlantic and Pacific regions—\$4.26 an hour—and the lowest in the Southwest—\$3.03 an hour. Nationwide, occupational averages were usually highest among cutting room workers and lowest for janitors and work distributors. Sewing machine operators, just over two-fifths of the work force and numerically the most populated occupational group, averaged \$3.88 an hour in coat fabrication and \$3.74 in trouser fabrication.

Establishments having collective bargaining agreements covering a majority of their production workers accounted for nearly four-fifths of the industry's work force. With few exceptions, collective bargaining agreements were with the Amalgamated Clothing Workers of America (AFL-CIO); these contracts usually provided for eight paid holidays annually; paid summer and Christmas vacations; and health, insurance, and retirement benefits.

### Industry characteristics

*Employment.* The 447 establishments covered by the April 1976 survey—those with at least 5 workers—employed 64,105 production and related workers. Nationwide, employment in the men's and boys' suit and coat manufacturing industry decreased by nearly 22,000 workers or 25 percent since the April 1973 survey when just under 86,000 workers were employed. Regionally, where comparisons could be made, reductions in the number of production workers between 1973 and 1976 varied considerably. For

example, employment, dropped 39 percent in the Border States, 27 percent in the Middle Atlantic region, 22 percent in New England, 18 percent in the Southeast, and 15 percent in the Great Lakes region. The Middle Atlantic and Border States accounted for nearly three-fourths of the net employment decrease.

*Location.* In April 1976, nearly two-thirds of the production workers in the survey were concentrated in two regions—the Middle Atlantic (46 percent) and the Southeast (18 percent). The Great Lakes and Border States each employed about one-eighth. None of the remaining regions studied employed more than 5 percent of the industry's work force.

The industry's employees in metropolitan areas made up slightly more than three-fourths of its work force. Such areas included all or virtually all of the workers in the New England, Middle Atlantic, and Pacific regions, seven-eighths in the Southwest, three-fourths in the Great Lakes region, two-thirds in the Border States, and three-tenths in the Southeast.

Nearly one-half of the industry's workers were in eight locations studied separately. Employment in these locations ranged from 384 in Boston to over 5,000 in the State of Georgia (5,462 workers), Philadelphia (7,323 workers), and New York City (7,709 workers). The other four—Atlantic City and Vineland-Millville-Bridgeton, Baltimore, Bristol County, and the State of Kentucky—reported between 1,600 and 3,400 workers.

*Type of shop.* Three types of shops were included in the survey: (1) "Regular" or "inside" shops own the materials and perform all or nearly all of the required manufacturing operations. These shops accounted for about 80 percent of the workers in the survey. (2) Contract shops, employing 19 percent of the workers, perform manufacturing operations on materials owned by others. The Middle Atlantic region accounted for four-fifths of the workers employed in contract shops. (3) Cutting shops own the material and cut the cloth, but deliver it to contract shops for the remaining processes. Cutting shops employed 2 percent of the workers and, in this study, have been grouped with regular shops.

*Products and processes.* Nearly three-fourths of the industry's production workers were employed in establishments which manufactured men's suits as their principal product in April 1976. Plants that primarily manufacture men's tai-

<sup>1</sup>Earnings data in this bulletin exclude premium pay for overtime and for work on weekends, holidays, and late shifts. (See appendix B for scope and method of survey.)

<sup>2</sup>See *Industry Wage Survey: Men's and Boys' Suits and Coats, April 1973*, Bulletin 1843 (Bureau of Labor Statistics, 1975).

<sup>3</sup>For definition of regions used in the survey, see appendix B, table B-1, footnote 1; for definitions of areas, see tables 8-21.

lored jackets accounted for slightly more than one-eighth of the workers; most of the remainder of the work force were employed in establishments producing uniforms. Text table 1 illustrates that the proportion of workers varied considerably by principal product among the selected regions and localities studied separately.

Between 1972 and 1975, total domestic production of men's suits declined 30 percent and boys' suits, 36 percent (text table 2). Significant changes during this period occurred in the type of construction of men's suits. The production of woven fabric suits increased 20 percent from 1972 to 1975, while knit fabric suits decreased 65 percent. During the same period, U.S. manufacturers' production of men's tailored suit-type dress and sport coats declined 50 percent and of similar clothing for boys, 46 percent.

More than 150 distinct operations are required to make a suit, and more than 75 to make an overcoat. Although smaller shops have combined operations into a single job, the number of occupational classifications is still relatively large. After a suit has been designed and patterns made in various sizes, garment parts are marked, cut, and then prepared for sewing by fitters who sort, match, and trim small parts and mark locations for pockets, buttons, belt loops, and so forth. Workers engaged in sewing usually are assigned a specific task in the assembly process, such as sewing on buttons, sewing backs to fronts, or setting sleeves. During the process, seams are pressed and the garment is inspected periodically for proper workmanship.

Workers engaged in sewing operations, performed either by hand or machine, accounted for one-half of the indus-

**Text table 2. Domestic production of men's and boys' suits and tailored dress and sport coats, 1972-75**

(In thousands of units cut)

Year	Men's suits			Men's tailored suit-type dress and sport coats	Boys' suits	Boys' tailored suit-type dress and sport coats
	Total <sup>1</sup>	Woven	Knit			
1972 . . . . .	18,693	6,989	10,602	21,289	3,528	3,047
1973 . . . . .	16,679	7,936	7,539	21,327	2,966	3,973
1974 <sup>2</sup> . . . . .	16,754	9,551	5,776	18,558	2,897	2,496
1975 . . . . .	12,976	8,394	3,703	10,634	2,268	1,638

<sup>1</sup> Includes classifications not shown separately.

<sup>2</sup> Includes some leisure garments and, therefore, may not be comparable to other data reported which exclude leisure suits and sport coats.

SOURCE: *Current Industrial Reports—Apparel*, Series MA-23A-1 (Bureau of the Census, 1973, 1974, and 1975)

try's production workers. Sewing-machine operators made up just over two-fifths of the work force and greatly outnumbered workers in hand-sewing operations, who usually are employed on higher priced garments. (See chart.) The proportion of hand-sewing workers in the industry has been declining since 1963 as machine production techniques have gained in importance.

*Sex of workers.* Slightly more than 75 percent of the industry's production workers in April 1976 were women. They constituted at least 70 percent of the workers in each region and outnumbered men in such occupational categories as fitters, inspectors, pairers and turners, sewing machine operators, shapers, thread trimmers and basting pullers, and in most hand-sewing jobs. Men, on the other hand, were predominant in cutting jobs and in finish pressing classifications.

*Unionization.* Establishments operating under labor-management agreements employed four-fifths of the production workers in the industry. On the regional level, the proportion of workers ranged from over nine-tenths in the Middle Atlantic, New England, and Pacific regions to slightly less than three-tenths in the Southeast. In the eight locations selected for separate study, the proportion of workers in union establishments were about one-tenth in Georgia, two-thirds in Kentucky, nearly seven-eighths in Boston, and over nine-tenths in each of the remaining four areas.

In April 1976, the Amalgamated Clothing Workers of America (ACWA) was the bargaining agent for nearly all contracts in the industry. In June 1976, the Textile Workers Union merged with the Amalgamated Clothing Workers to form the Amalgamated Clothing and Textile Workers Union (ACTWU)—affiliated with AFL-CIO.

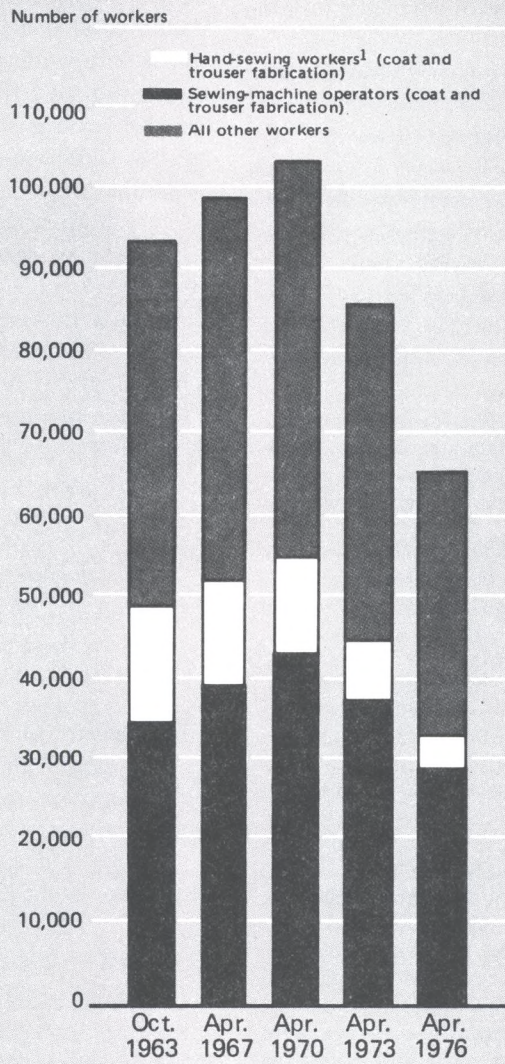
**Text table 1. Percent of workers in shops by primary product, April 1976**

Location	Men's suits	Men's tailored sport coats	Men's overcoats and top coats	Boys' suits	Uniforms
United States <sup>1, 2</sup> . . . . .	74	14	2	2	6
New England <sup>2</sup> . . . . .	72	10	6	2	4
Boston . . . . .	14	30	46	—	10
Bristol County <sup>2</sup> . . . . .	77	11	—	4	—
Middle Atlantic <sup>2</sup> . . . . .	74	17	1	2	5
Atlantic City and Vineland-Millville-Bridgeton . . . . .	26	34	—	—	40
New York <sup>2</sup> . . . . .	64	25	1	—	7
Philadelphia . . . . .	78	19	—	2	1
Border States . . . . .	89	4	—	—	7
Baltimore . . . . .	86	—	—	—	14
Southeast <sup>2</sup> . . . . .	60	20	6	—	9
Georgia . . . . .	70	11	7	—	11
Kentucky . . . . .	90	10	—	—	—
Southwest . . . . .	57	12	—	13	18
Great Lakes <sup>2</sup> . . . . .	87	4	—	—	2
Pacific . . . . .	92	6	—	—	2

<sup>1</sup> Includes data for regions in addition to those shown separately.

<sup>2</sup> Includes establishments primarily engaged in manufacturing products other than those shown separately, including boys' coats, overcoats, and topcoats; and suit vests.

### Production worker employment in the men's and boys' suit and coat industry, 1963-1976



<sup>1</sup> Category includes basters, button sewers, buttonhole makers, collar setters, finishers, and tailors engaged in coat fabrication, and hand sewers engaged in trouser fabrication.

*Method of wage payment.* Nearly three-fourths of the workers were paid on an incentive basis, typically under individual piecework plans<sup>4</sup> (table 23). Incentive pay systems applied most commonly to markers, pressers, spreaders, sewing machine operators, shapers, and to most of the hand-sewing occupations. Regionally, the proportions of incentive workers ranged from two-thirds in New England to nearly four-fifths in the Great Lakes region. In surveyed areas, the proportions ranged from slightly less than three-eighths in Boston to just over four-fifths in Kentucky.

### Average hourly earnings

Straight-time earnings of the 64,105 production and related workers covered by the study averaged \$3.97 an hour in April 1976.<sup>5</sup> Regionally, hourly averages ranged from \$3.03 in the Southwest to \$4.26 in the Middle Atlantic and Pacific regions (table 1).

The level of earnings in April 1976 (\$3.97) was 21 percent above the average recorded in the Bureau's April 1973 survey (\$3.28). This increase, averaging 6.6 percent annually, resulted mostly from general wage adjustments granted under a collective bargaining agreement between the Amalgamated Clothing Workers of America (ACWA) and the Clothing Manufacturers' Association of the United States. This agreement, which expired in May 1977, provided for a wage adjustment effective May 31, 1976, not reflected in the survey data.<sup>6</sup> The wage adjustment pro-

<sup>4</sup> Average earnings reflect not only piecework rates but also worker productivity. Earnings for piece rate jobs cannot measure accurately differences in pay rates per unit of work because of experience effort, workflow, and other factors which the individual may or may not control.

<sup>5</sup> Straight-time average hourly earnings in this bulletin differ in concept from the gross average hourly earnings published monthly in the Bureau's periodical *Employment and Earnings* (\$4.11 in April 1976). Unlike the latter, estimates presented here exclude premium pay for overtime and for work on weekends, holidays, and late shifts. Average earnings were calculated by summing individual hourly earnings and dividing by the number of individuals; in the monthly series, the sum of the hours reported by establishments in the industry was divided into the reported payroll totals.

The estimate of the number of production workers within the scope of the study is intended only as a general guide to the size and composition of the labor force included in the survey. It differs from the number published in the monthly series (76,700 in April 1976) by the exclusion of jobbers and establishments employing fewer than five workers. Planning for the survey required that lists of establishments be assembled considerably in advance of data collection. Thus, establishments new to the industry are omitted, as are establishments originally classified in the men's and boys' suit and coat industry but found to be in other industries at the time of the survey. Also omitted are establishments manufacturing men's and boys' suits and coats, but classified incorrectly in other industries at the time the lists were compiled.

<sup>6</sup> Under this contract, wage adjustments also were granted in June 1974, September 1974, and June 1975. Workers also received a cost-of-living adjustment in June 1975. For details of the contract, see "Development in Industrial Relations," *Monthly Labor Review* August 1974, p. 89.

vided a 27.5-cents-an-hour increase for workers on a 40-hour week and 30.6 cents for those on a 36-hour week. In addition, workers on a 40-hour week received a 2.0-cent cost-of-living adjustment and those on a 36-hour week a 2.2-cent adjustment, effective May 31, 1976. The agreement also specified nationwide minimum rates and a rate progression scale for both time and incentive workers in various occupations in the industry. At the time of the survey, advancement from the starting rate to maximum guaranteed rate, depending on occupation, required from 8 to 24 months of service.

Hourly averages for men, slightly more than one-fifth of the industry's work force, were \$4.79 an hour—29 percent more than the \$3.72 rate for women. The earnings advantage for men, among regions permitting comparisons, was 19 percent in New England, 21 percent in the Southeast, 23 percent in the Great Lakes region, and 28 percent in the Middle Atlantic region. Women worked primarily in low-paying occupational categories such as sewing machine operators and hand finishers, whereas men were predominant in higher paying jobs, such as cutters and markers, finish pressers, and sewing machine adjusters.

Differences in average pay levels for men and women may result from several factors, including variation in the distribution of sexes among establishments and, as indicated above, among jobs with disparate pay levels. Differences noted in averages for men and women in the same job and area may reflect possible minor differences in duties. Job descriptions used to classify workers in wage surveys usually are more generalized than those used in individual establishments because establishments differ in specific duties performed. As noted earlier, earnings in some jobs are determined largely by production at piece rates. Incentive earnings for individuals or sex groupings vary according to work experience, effort, workflow, or other factors which the worker may or may not control.

Nationwide, workers in metropolitan areas averaged \$4.14 an hour, 24 percent more than the \$3.34 average for workers in nonmetropolitan areas (tables 1 and 4). In the two regions where comparisons were possible, workers in larger communities in the Southeast and Border States averaged 5 and 10 percent more, respectively, than those in smaller communities.

Average earnings for the eight centers of industry concentration studied separately ranged from \$3.09 in the State of Georgia to \$4.51 an hour in the New York metropolitan area (tables 8-21).

Nationally, hourly earnings for employees in larger shops (500 workers or more) averaged \$4.18; those in middle-size shops (250-499 workers), \$3.96 and smaller shops (5-249 workers), \$3.76 (tables 1 and 6). The two regions permitting comparisons—the Southeast and Middle Atlantic regions—some deviation from the national pattern was noted.

Workers in plants operating under labor-management agreements covering a majority of their employees averaged \$4.18 an hour, 36 percent more than the \$3.08 average for

workers in plants without such coverage (tables 1 and 7). In the two regions where union and nonunion workers could be compared, the Southeast and Border States, union workers held a wage advantage of 12 and 49 percent, respectively.

Nationwide, straight-time earnings for employees in both types of shops (contract shops and regular and cutting shops) averaged the same in April 1976—\$3.97 an hour (tables 1 and 5). In the Middle Atlantic region, the only one permitting comparison, workers employed in regular and cutting shops averaged 13 cents an hour more than those employed in contract shops. The national relationship by type of shop was influenced by the mix of regional and area employment in the industry. To illustrate, slightly more than four-fifths of the workers in contract shops, which tailor goods owned by others, were in the Middle Atlantic (one of the highest paying regions); only 38 percent of the regular and cutting shop employees, however, were located there in April 1976.

Nearly 95 percent of the 64,105 production workers earned between \$2.30 and \$6.30 an hour (table 2). The middle 50 percent of the production work force earned between \$3.03 and \$4.70 an hour. Four percent of all men and 13 percent of all women earned below \$2.50 an hour. Above \$6 an hour, the corresponding proportions were 20 and 3 percent. Regionally, earnings below \$2.50 an hour accounted for just over two-fifths of all production workers in the Southwest, about one-fifth in the Southeast, one-eighth in the Border States, and less than 10 percent in each of the remaining regions. At the upper end of the array, the proportion of workers that earned \$6 an hour or more did not exceed 11 percent in any region.

The basic survey tabulations did not attempt to isolate and measure any of the preceding characteristics as individual determinants of wage levels. Appendix A of this bulletin, however, presents a brief technical note on the results of a multiple regression analysis in which the effects of individual survey characteristics were isolated to a measurable degree. In several cases there were marked differences in average earnings differentials produced by cross-tabulation (simple regression) as discussed in this section of the report, and those derived from multiple regression. For example, production workers in metropolitan areas averaged 80 cents an hour more than those in small communities (table 1), but apparently only about two-fifths (32 cents) of the differential can be attributed solely to classification by size of community. Moreover, for cloth cutters, regression results indicate no significant influence of community size on wage levels, while the cross-tabulated difference of large to small communities for this classification was nearly \$1.50 an hour (appendix tables A-1 and A-2). Evidently, other factors closely correlated with large community size—unionization and location in high-paying regions outside the Southeast—had a large positive effect on the survey differential reported by size of community.

## Occupational earnings

The survey also developed earnings information separately for a number of individual occupations selected to represent the skills and manufacturing operations found in the industry (table 3). These jobs accounted for slightly more than three-fourths of the 64,105 production and related workers within the scope of the April 1976 survey. Nationwide, pay levels in the industry were usually highest among cutting room employees and lowest for janitors and work distributors. The average for cloth cutters and markers (the highest paid job studied) exceeded the average for janitors (the lowest paid job) by 83 percent (text table 3). Hourly averages for these two jobs were \$5.85 and \$3.19, respectively. In addition to cloth cutters and markers, nationwide averages for workers exceeded \$5 an hour in the following jobs: Cloth cutters (\$5.64), lining cutters (\$5.23), and markers (\$5.08).

Sewing machine operators, slightly more than two-fifths of all production workers and numerically the most populated job in the industry, averaged \$3.88 an hour in coat fabrication and \$3.74 an hour in trouser fabrication. Their earnings, however, varied by specific tasks performed. For example, operators who baste front edges and bottoms of coats with a temporary removable chain-stitch (basters) averaged \$4.28 an hour—15 percent more than operators who join side seams (\$3.71) in the coat fabrication department. On the other hand, sewing machine operators who attach zippers averaged \$4.26—20 percent more than the \$3.54 hourly average for serging operators who make covering stitches over raw edges of cloth to prevent ravelling.

In April 1976, occupational pay averages among regions and areas varied widely as indicated in table 22 which compares eight selected jobs with nationwide averages. Regional pay levels generally varied more widely for relatively highly paid jobs, such as adjusters (repairers), cutters and markers, and machine finish pressers, than for hand finishers and work distributors—a pattern found in previous surveys of this industry but not common in other industries studied by the Bureau.

Occupational pay relationships also varied by locality studied and by sex. In Kentucky, for example, thread trimmers and basting pullers averaged \$3.61 an hour—71 cents an hour more than work distributors. In Georgia, work distributors averaged 41 cents an hour more than thread trimmers and basting pullers. Men who worked in trouser fabrication department as sewing-machine operators in Philadelphia averaged 27 cents an hour more than those in New York; women performing similar tasks in New York averaged 56 cents an hour more than those employed in Philadelphia.

Earnings of individual workers varied widely within the same job and area. For some jobs, particularly those typically paid under incentive systems, there was considerable dispersion even within the same establishment (tables 8-21).

**Text table 3. Occupational pay relationships in men's and boys' suit and coat manufacturing for selected occupations, April 1976**

(Janitors' average hourly rate = 100)

Occupation	United States <sup>1</sup>	Middle Atlantic	Southeast	Occupation	United States <sup>1</sup>	Middle Atlantic	Southeast
All production workers . . . . .	124	126	110	Lining maker, body . . . . .	121	122	101
Cutting:				Pad collar and lapels . . . . .	126	128	99
Cutters, cloth . . . . .	177	189	147	Pocket setting and tacking . . . . .	125	128	98
Cutters, lining . . . . .	164	176	121	Sew in sleeve . . . . .	134	139	117
Cutters and markers, cloth . . . . .	183	192	155	Sleeve making, cloth . . . . .	124	123	99
Markers . . . . .	159	177	145	Thread trimmers and basting pullers . . . . .	111	105	99
Spreaders . . . . .	136	151	134	Underpressers . . . . .	137	136	107
Coat fabrication:				Trouser fabrication:			
Finishers, hand . . . . .	122	112	129	Inspectors, final . . . . .	114	116	102
Fitters . . . . .	144	147	119	Pressers, finish . . . . .	144	150	122
Inspectors, final . . . . .	113	111	104	Sewers, hand . . . . .	132	113	—
Pairers and turners . . . . .	116	109	97	Sewing machine operators <sup>2</sup> . . . . .	117	120	102
Pressers, finish, hand . . . . .	153	156	119	Bartacking . . . . .	119	116	103
Pressers, finish, machine . . . . .	152	155	140	Join seams . . . . .	122	123	105
Sewing machine operators <sup>2</sup> . . . . .	122	125	104	Make pockets . . . . .	123	122	107
Basters . . . . .	134	137	108	Sew on waistband lining . . . . .	132	135	96
Collar preparing, except piecing or padding . . . . .	117	118	100	Stitch pockets . . . . .	120	116	103
Collar setting . . . . .	126	130	108	Thread trimmers and basting pullers . . . . .	109	109	99
Facing tacking . . . . .	125	127	105	Underpressers . . . . .	129	132	112
Fell body lining, bottom and side . . . . .	126	124	114	Miscellaneous:			
Join shoulder, cloth . . . . .	121	122	105	Adjusters (repairers) . . . . .	154	152	155
Join side seams . . . . .	116	121	100	Janitors . . . . .	100	100	100
Join undercollar, join sleeve lining, or piece pockets . . . . .	119	120	104	Work distributors . . . . .	102	98	98

<sup>1</sup> Includes data for workers in regions not shown separately.

<sup>2</sup> Includes sewing machine operators in addition to those shown separately.

NOTE: Dashes indicate no data reported or data that do not meet publication criteria.

### Establishment practices and supplementary wage provisions

Information was obtained for production workers on work schedules and on various supplementary benefits including paid holidays, paid vacations, and health, insurance, and retirement pension plans.

*Scheduled weekly hours.* Work schedules of 40 hours a week were in effect in establishments employing 94 percent of the production workers; most of the remaining work force had weekly work schedules of 36 hours (table 24). Regionally, the proportion of workers with weekly schedules of 40 hours was five-sixths in the Great Lakes region, nine-tenths in the Southeast, and all or virtually all in the remaining regions.

*Paid holidays.* Paid holiday provisions—typically 8 days annually—covered virtually all production workers in the survey (table 25). The proportion of workers receiving such provisions varied widely by region. Eight paid holidays, for example, were granted to seven-eighths or more of the workers in four regions (New England, Middle Atlantic, Great Lakes, and Pacific), to about two-thirds in Border States, to one-half in the Southwest, and to just over two-fifths in the Southeast. Where Amalgamated Clothing Work-

ers of America (ACWA) provisions applied, holiday pay was computed as follows: For time-rated workers, the pay for each holiday is one-fifth of the employee's current regular weekly rate; for incentive-paid workers, eight times the employee's straight-time average hourly earnings, as computed for determining the first week's summer vacation pay (paid vacations).

*Paid vacations.* Virtually all production workers were in establishments providing paid vacations after qualifying periods of service (table 26). Establishments having agreements with the ACWA usually provided summer vacation pay as follows: One-half of a week's pay after 6 but less than 9 months of service; three-fourths of a week's pay after 9 months but less than 1 year of service; and 2 weeks' pay after 1 year of service or more. The first week of vacation pay is computed as follows: For time-rated workers, the employee's regular weekly rate; for incentive workers, 40 times the employee's straight-time average hourly earnings for the 4 consecutive busiest weeks of the vacation year. The second week's vacation pay equals the first week's pay for employees with at least 1,200 hours worked during the year ending May 31; for those with fewer than 1,200 hours, the second week's vacation amounts to 2½ percent of the employee's straight-time earnings during the year ending May 31. In addition, employees with 1 year of service or

more on December 1 receive 1 week of vacation pay at Christmas, computed similarly to pay for the second week of summer vacation. In computing Christmas vacation pay, the vacation year ends November 30 and the employee's current rate is lowered by one-half of the wage increase granted in June of the current vacation year.

*Health, insurance, and retirement plans.* Health and insurance benefits were provided to workers in establishments with ACWA contracts through the Social Insurance Fund of the Amalgamated Insurance Fund. At the time of the survey employers contributed 5.56 percent of gross wages each pay period to the fund (table 27). Employee benefits provided by this fund included \$3,000 life insurance; sickness and accident insurance; and surgical, medical, and hospitalization benefits. Surgical, medical, and hospitalization benefits are also provided for the families of employees.

Services of a union health center were available to employees in seven areas—Baltimore, Chicago, Philadelphia, New York City, Rochester, Scranton, and Wilkes-Barre.

Employers contribute specified percentages (2 percent or less) of gross wages to maintain these facilities. In New York and Philadelphia, employees also contributed to health centers.

Retirement benefits were provided by establishments employing nearly nine-tenths of the industry's production work force. For ACWA members, employers contribute 4.64 percent of gross wages payable each pay period to the Retirement Fund of the Amalgamated Insurance Fund. The fund provides minimum retirement payments of \$95 a month, in addition to Federal social security, to qualified workers beginning at age 65. Additional monthly payments are made to eligible employees for each year of service over 20 and up to 40 years and for average annual earnings over \$5,000 for the highest 5 of the 7 years immediately preceding retirement. Maximum monthly benefits are limited to \$200 and a base of \$85 is used to compute benefits exceeding \$95 per month. If otherwise eligible, workers may retire before age 65 on disability at full benefits, or at age 62 with reduced retirement benefits.

**Table 1. Average hourly earnings: By selected characteristics**

(Number and average straight-time hourly earnings<sup>1</sup> of production workers in men's and boys' suit and coat manufacturing establishments by selected characteristics, United States<sup>2</sup> and selected regions, April 1976)

Item	United States <sup>2</sup>		New England		Middle Atlantic		Border States		Southeast		Southwest		Great Lakes		Pacific	
	Number of workers	Average hourly earnings	Number of workers	Average hourly earnings	Number of workers	Average hourly earnings	Number of workers	Average hourly earnings	Number of workers	Average hourly earnings	Number of workers	Average hourly earnings	Number of workers	Average hourly earnings	Number of workers	Average hourly earnings
<b>ALL PRODUCTION WORKERS<sup>3</sup></b> .....	64,105	\$3.97	3,024	\$4.14	29,572	\$4.26	8,012	\$4.01	11,443	\$3.20	1,415	\$3.03	8,083	\$4.12	1,631	\$4.26
<b>MEN</b> .....	14,214	4.79	677	4.73	8,921	5.02	-	-	1,559	3.75	-	-	1,401	4.88	-	-
<b>WOMEN</b> .....	49,057	3.72	2,347	3.96	20,651	3.93	6,281	3.84	9,884	3.11	1,269	2.95	6,682	3.96	1,183	4.05
<b>SIZE OF COMMUNITY:</b>																
<b>METROPOLITAN AREAS<sup>4</sup></b> .....	50,130	4.14	2,865	4.19	29,572	4.26	5,092	4.15	3,410	3.32	1,243	3.10	6,020	4.25	1,631	4.26
<b>NONMETROPOLITAN AREAS</b> .....	13,975	3.34	-	-	-	-	2,920	3.76	8,033	3.15	-	-	-	-	-	-
<b>TYPE OF SHOP:<sup>5</sup></b>																
<b>REGULAR AND CUTTING SHOPS<sup>6</sup></b> .....	52,076	3.97	2,600	4.20	19,833	4.30	7,094	4.10	10,969	3.23	1,169	3.15	7,898	4.14	1,588	4.30
<b>REGULAR SHOPS WITH --</b>																
<b>CUTTING AND SEWING</b>																
<b>OPERATIONS</b> .....	40,080	3.96	2,570	4.19	14,069	4.37	5,154	3.97	9,740	3.22	1,169	3.15	5,538	4.30	-	-
<b>SEWING OPERATION ONLY</b> .....	9,631	3.82	-	-	4,851	3.92	-	-	-	-	-	-	-	-	-	-
<b>CONTRACT SHOPS</b> .....	12,029	3.97	-	-	9,739	4.17	-	-	-	-	-	-	-	-	-	-
<b>SIZE OF SHOP:</b>																
<b>5-249 WORKERS</b> .....	21,361	3.76	1,210	3.79	11,440	4.10	2,794	3.69	2,708	3.01	-	-	1,394	3.45	481	3.89
<b>250-499 WORKERS</b> .....	20,950	3.96	-	-	8,749	4.37	3,452	4.21	4,978	3.07	-	-	-	-	-	-
<b>500 WORKERS OR MORE</b> .....	21,794	4.18	-	-	9,383	4.35	-	-	3,757	3.51	-	-	4,526	4.43	-	-
<b>LABOR MANAGEMENT CONTRACTS:</b>																
<b>ESTABLISHMENTS WITH--</b>																
<b>MAJORITY OF WORKERS COVERED</b> ....	51,694	4.18	2,848	4.19	29,208	4.27	6,522	4.27	3,318	3.46	-	-	6,941	4.17	1,568	4.31
<b>NONE OR MINORITY OF WORKERS COVERED</b> .....	12,411	3.08	-	-	-	-	1,490	2.86	8,125	3.09	-	-	-	-	-	-

<sup>1</sup> Excludes premium pay for overtime and for work on weekends, holidays, and late shifts.

<sup>2</sup> Includes data for regions in addition to those shown separately. For definition of regions used in this or subsequent tables, see appendix B.

<sup>3</sup> Includes workers in establishments for which information by sex was unavailable.

<sup>4</sup> Standard Metropolitan Statistical Areas as defined by the U.S. Office of Management and Budget through February 1974.

<sup>5</sup> Three types of shops are included in this survey: *Regular or inside shops* which own the material and

perform all or nearly all of the manufacturing operations; *cutting shops* which own and cut the material and deliver it to contract shops; and *contract shops* which perform tailoring operations for the owners of the goods. Cutting shops, accounting for about 2 percent of the industry's production workers, were combined with regular shops for the purpose of this survey.

<sup>6</sup> Includes data for workers in establishments for which information by sex was unavailable.

NOTE: Dashes indicate no data reported or data that does not meet publication criteria.

**Table 2. Earnings distribution: All production workers**

(Percent distribution of production workers in men's and boys' suit and coat manufacturing establishments by average straight-time hourly earnings,<sup>1</sup> United States and selected regions, April 1976)

Average hourly earnings <sup>1</sup>	United States <sup>2</sup>			New England	Middle Atlantic	Border States	Southeast	Southwest	Great Lakes	Pacific
	Total	Men	Women							
NUMBER OF WORKERS.....	64,105	14,214	49,057	3,024	29,572	8,012	11,443	1,415	8,083	1,631
AVERAGE HOURLY EARNINGS <sup>1</sup> .....	\$3.97	\$4.79	\$3.72	\$4.14	\$4.26	\$4.01	\$3.20	\$3.03	\$4.12	\$4.26
TOTAL.....	100.0	100.0	100.0	100.0	100.0	100.0	100.0	100.0	100.0	100.0
UNDER \$2.30.....	0.1	( <sup>3</sup> )	0.1	-	-	0.7	-	-	0.1	-
\$2.30 AND UNDER \$2.40.....	8.2	3.0	9.8	3.6	4.7	10.5	14.3	34.6	6.9	1.1
\$2.40 AND UNDER \$2.50.....	2.6	.8	3.2	1.4	1.0	1.8	7.4	7.3	2.1	.2
\$2.50 AND UNDER \$2.60.....	3.9	2.2	4.4	1.8	2.9	2.0	8.8	5.7	2.5	1.7
\$2.60 AND UNDER \$2.70.....	2.2	1.1	2.5	2.0	1.4	1.9	4.6	2.8	2.0	.8
\$2.70 AND UNDER \$2.80.....	2.8	2.1	3.0	3.6	2.4	1.4	4.7	3.6	2.1	1.5
\$2.80 AND UNDER \$2.90.....	2.4	1.4	2.7	2.5	1.6	1.6	4.9	2.7	1.9	2.1
\$2.90 AND UNDER \$3.00.....	2.2	.9	2.6	2.6	1.4	1.4	4.5	2.0	2.3	2.4
\$3.00 AND UNDER \$3.10.....	3.4	2.6	3.7	3.4	3.7	2.0	4.8	2.6	2.4	2.9
\$3.10 AND UNDER \$3.20.....	2.9	1.7	3.3	1.7	2.7	2.1	4.8	2.3	2.1	2.5
\$3.20 AND UNDER \$3.30.....	3.0	1.8	3.4	3.4	2.8	2.4	4.1	2.7	2.9	2.8
\$3.30 AND UNDER \$3.40.....	3.2	1.2	3.8	1.9	3.5	2.6	3.5	3.0	2.8	1.5
\$3.40 AND UNDER \$3.50.....	2.7	1.5	3.1	2.0	2.8	2.9	2.9	2.2	2.4	3.4
\$3.50 AND UNDER \$3.60.....	3.4	2.5	3.7	2.7	3.6	3.1	3.6	3.3	2.9	3.5
\$3.60 AND UNDER \$3.70.....	3.0	1.9	3.3	3.0	2.9	2.4	3.2	3.5	3.2	4.2
\$3.70 AND UNDER \$3.80.....	3.3	2.5	3.6	3.8	3.5	3.2	2.8	3.0	3.9	2.8
\$3.80 AND UNDER \$3.90.....	3.1	2.3	3.4	3.1	3.4	2.8	2.5	2.6	3.5	4.1
\$3.90 AND UNDER \$4.00.....	3.7	2.8	4.0	4.4	3.2	5.5	3.4	3.4	4.1	5.3
\$4.00 AND UNDER \$4.10.....	3.3	2.7	3.5	4.4	3.5	3.6	2.0	1.8	4.0	5.2
\$4.10 AND UNDER \$4.20.....	2.8	1.9	3.1	2.3	3.1	3.5	1.6	1.3	3.3	2.9
\$4.20 AND UNDER \$4.30.....	2.7	2.4	2.8	3.4	2.8	3.5	1.3	1.1	3.2	5.2
\$4.30 AND UNDER \$4.40.....	2.8	2.7	2.8	3.7	2.9	3.8	1.3	1.1	3.4	4.2
\$4.40 AND UNDER \$4.50.....	2.4	2.5	2.4	2.6	2.7	3.0	1.1	1.3	3.0	2.6
\$4.50 AND UNDER \$4.60.....	2.5	3.3	2.2	3.8	2.8	3.4	.9	.6	2.4	3.6
\$4.60 AND UNDER \$4.70.....	2.2	2.2	2.1	2.8	2.6	2.5	.8	.6	2.4	2.1
\$4.70 AND UNDER \$4.80.....	2.1	2.6	1.9	3.0	2.4	2.5	.7	.4	2.3	3.0
\$4.80 AND UNDER \$4.90.....	1.9	2.3	1.8	3.0	2.2	2.2	.6	.4	2.3	2.8
\$4.90 AND UNDER \$5.00.....	1.8	2.1	1.6	2.7	2.0	2.2	.4	.4	2.3	3.1
\$5.00 AND UNDER \$5.10.....	1.9	2.6	1.7	3.4	2.3	1.7	.7	1.2	1.9	2.1
\$5.10 AND UNDER \$5.20.....	1.6	2.8	1.3	2.2	1.8	2.2	.6	.4	2.0	2.2
\$5.20 AND UNDER \$5.30.....	1.4	1.9	1.2	1.5	1.6	1.9	.4	.1	1.6	1.8
\$5.30 AND UNDER \$5.40.....	1.3	2.3	1.0	1.3	1.6	1.5	.3	.4	1.6	2.3
\$5.40 AND UNDER \$5.50.....	1.2	2.5	.9	1.4	1.6	1.2	.3	.1	1.6	1.0
\$5.50 AND UNDER \$5.60.....	1.2	2.6	.8	1.0	1.6	1.3	.3	.3	1.1	3.9
\$5.60 AND UNDER \$5.70.....	1.0	2.3	.7	1.6	1.4	1.1	.3	.1	1.0	.5
\$5.70 AND UNDER \$5.80.....	1.0	2.4	.6	.9	1.3	1.3	.2	.2	1.5	.7
\$5.80 AND UNDER \$5.90.....	1.0	2.0	.6	1.3	1.2	1.5	.1	.1	1.1	1.0
\$5.90 AND UNDER \$6.00.....	.7	1.4	.5	.6	1.0	.7	.2	.3	.7	.7
\$6.00 AND UNDER \$6.10.....	.7	1.6	.5	1.4	.9	.7	.1	-	.7	1.4
\$6.10 AND UNDER \$6.20.....	.6	1.3	.4	.6	.8	.7	.1	.1	.6	.4
\$6.20 AND UNDER \$6.30.....	.5	1.4	.3	.7	.7	.7	.1	-	.6	.2
\$6.30 AND UNDER \$6.40.....	1.0	3.2	.3	.9	1.7	.3	.1	.1	.4	.7
\$6.40 AND UNDER \$6.50.....	.4	1.0	.3	.2	.6	.3	.1	-	.5	.6
\$6.50 AND UNDER \$6.60.....	.4	1.2	.2	.4	.5	.4	( <sup>3</sup> )	.1	.7	1.9
\$6.60 AND UNDER \$6.70.....	.4	1.1	.2	.1	.6	.4	-	-	.3	.4
\$6.70 AND UNDER \$6.80.....	.3	.9	.2	.2	.4	.3	.1	.1	.7	.2
\$6.80 AND UNDER \$6.90.....	.3	.8	.1	.3	.4	.1	( <sup>3</sup> )	.1	.3	.4
\$6.90 AND UNDER \$7.00.....	.3	.8	.1	.2	.4	.1	( <sup>3</sup> )	-	.4	.1
\$7.00 AND OVER.....	2.0	6.6	.7	1.1	3.3	.6	.3	-	2.4	.2

<sup>1</sup> Excludes premium pay for overtime and for work on weekends, holidays, and late shifts.  
<sup>2</sup> Includes data for regions in addition to those shown separately.

<sup>3</sup> Less than 0.05 percent.

NOTE: Because of rounding, sums of individual items may not equal 100.

**Table 3. Occupational earnings: All shops**

(Number and average straight-time hourly earnings<sup>1</sup> of workers in selected occupations in men's and boys' suit and coat manufacturing establishments, United States and selected regions, April 1976)

Occupation <sup>2</sup>	United States <sup>3</sup>						New England		Middle Atlantic		Border States		Southeast		Southwest		Great Lakes		Pacific	
	Total		Men		Women		Number of workers	Average hourly earnings	Number of workers	Average hourly earnings	Number of workers	Average hourly earnings	Number of workers	Average hourly earnings	Number of workers	Average hourly earnings	Number of workers	Average hourly earnings	Number of workers	Average hourly earnings
	Number of workers	Average hourly earnings	Number of workers	Average hourly earnings	Number of workers	Average hourly earnings														
<b>SELECTED PRODUCTION OCCUPATIONS</b>																				
<b>CUTTING</b>																				
CUTTERS, CLOTH.....	944	\$5.64	675	\$5.89	-	-	46	\$5.45	394	\$6.42	241	\$5.31	146	\$4.29	12	\$4.54	32	\$5.17	-	-
CUTTERS, LINING.....	389	5.23	310	5.44	-	-	22	5.07	179	5.97	43	5.43	50	3.52	-	-	69	4.69	-	-
CUTTERS AND MARKERS, CLOTH.....	827	5.85	754	6.04	71	\$3.80	29	5.86	456	6.51	127	4.97	13	4.51	23	2.98	-	-	12	\$5.36
MARKERS.....	364	5.08	189	5.75	171	4.34	9	5.46	95	6.00	129	5.02	89	4.21	7	4.75	19	6.02	-	-
SPREADERS.....	381	4.34	246	4.20	135	4.60	39	4.34	85	5.12	96	4.34	101	3.90	12	3.28	37	4.11	-	-
<b>COAT FABRICATION</b>																				
BASTERS, HAND.....	686	4.36	204	5.23	482	3.98	-	-	412	4.60	-	-	-	-	-	-	60	4.39	-	-
BUTTON SEWERS, HAND.....	195	4.15	-	-	186	4.10	6	4.03	98	3.98	22	4.16	-	-	8	2.91	-	-	-	-
BUTTONHOLE MAKERS, HAND.....	269	4.11	-	-	254	4.09	-	-	160	4.02	25	4.78	-	-	-	-	52	4.18	-	-
COLLAR SETTERS, HAND.....	150	4.56	39	5.44	109	4.23	-	-	91	4.60	24	4.45	-	-	-	-	9	5.19	-	-
FINISHERS, HAND.....	2,050	3.89	-	-	2,023	3.89	107	3.75	1,266	3.80	212	3.83	45	3.75	-	-	-	-	-	-
FITTERS.....	518	4.60	135	6.41	376	3.95	15	3.23	310	5.00	90	4.43	21	3.45	-	-	35	4.23	-	-
INSPECTORS, FINAL.....	1,046	3.60	118	4.40	921	3.49	50	3.57	604	3.76	101	3.92	216	3.02	17	3.15	38	4.05	-	-
PAIERS AND TURNERS.....	750	3.69	-	-	722	3.64	28	3.96	522	3.71	42	4.18	83	2.82	-	-	52	4.44	-	-
PRESSERS, FINISH, HAND.....	734	4.89	462	5.47	269	3.88	-	-	450	5.29	77	4.36	42	3.47	-	-	-	-	-	-
PRESSERS, FINISH, MACHINE.....	2,854	4.84	1,806	5.28	1,030	4.04	134	5.58	1,403	5.25	317	4.72	653	4.06	47	4.20	228	4.83	-	-
SEWING-MACHINE OPERATORS.....	22,886	3.88	1,607	5.13	20,975	3.77	1,086	4.10	11,301	4.23	2,675	3.79	4,498	3.03	535	3.03	1,989	4.15	464	4.19
BASTERS.....	2,651	4.28	-	-	2,339	4.17	74	4.29	1,387	4.65	325	4.13	381	3.14	61	3.48	354	4.29	-	-
BUTTON SEWING.....	513	3.72	-	-	495	3.69	34	3.61	252	3.99	42	3.82	114	3.03	-	-	49	4.00	7	4.46
BUTTONHOLE MAKING.....	393	3.97	49	5.58	336	3.74	27	3.68	213	4.34	36	3.71	66	3.09	-	-	26	3.85	-	-
COLLAR PREPARING, EXCEPT PIECING OR PADDING.....	439	3.72	-	-	385	3.55	22	4.03	219	4.00	53	3.99	92	2.91	11	2.72	18	3.76	-	-
COLLAR SETTING.....	725	4.01	-	-	634	3.84	27	4.16	360	4.40	96	4.02	158	3.15	17	2.78	40	4.11	-	-
FACING TACKING.....	240	3.99	8	5.03	231	3.95	10	4.57	113	4.32	33	3.94	52	3.05	-	-	13	4.41	-	-
FELL BODY LINING, BOTTOM AND SIDE.....	688	4.03	-	-	629	3.91	31	4.16	379	4.20	123	4.13	90	3.33	-	-	29	4.62	9	4.09
JOIN SHOULDER, CLOTH.....	405	3.85	34	4.71	368	3.76	17	4.06	218	4.12	57	3.84	74	3.05	-	-	27	3.66	-	-
JOIN SIDE SEAMS.....	688	3.71	-	-	641	3.58	28	3.81	310	4.11	88	3.98	174	2.91	-	-	50	3.70	13	4.62
JOIN UNDERCOLLAR, JOIN SLEEVE LINING, OR PIECE POCKETS.....	1,098	3.81	38	5.26	1,053	3.75	52	4.51	542	4.06	146	3.80	242	3.04	-	-	64	4.20	-	-
LINING MAKER, BODY.....	966	3.87	70	4.93	884	3.78	40	4.24	548	4.14	111	4.00	133	2.93	-	-	88	3.68	16	3.81
PAD COLLAR AND LABELS.....	283	4.01	-	-	251	3.86	10	3.67	165	4.34	46	3.59	30	2.87	-	-	18	4.50	-	-
POCKET SETTING AND TACKING.....	1,844	3.99	227	5.17	1,588	3.80	75	4.27	1,022	4.35	211	3.88	299	2.85	25	2.92	143	4.21	38	3.97
SEW DARTS, CLOTH.....	542	3.85	-	-	514	3.83	14	4.66	284	4.21	72	3.73	75	2.90	12	2.49	76	3.74	-	-
SEW EDGE TAPE.....	551	4.16	73	5.17	464	3.98	21	3.90	302	4.40	82	4.12	72	3.43	-	-	44	4.42	15	4.05
SEW IN SLEEVE.....	982	4.27	143	5.44	826	4.07	39	4.64	505	4.72	138	3.86	176	3.40	23	3.10	75	4.37	-	-
SLEEVE MAKING, CLOTH.....	884	3.95	-	-	827	3.90	37	4.15	457	4.18	136	3.83	96	2.88	-	-	109	4.19	31	4.04
TAPE ARMHOLES.....	391	3.87	-	-	361	3.77	13	4.64	211	4.00	54	4.02	59	3.26	-	-	36	3.89	-	-
SHAPERS.....	420	4.40	147	5.17	267	3.92	18	4.52	236	4.75	47	4.21	34	3.29	-	-	44	4.12	20	4.16
TAILORS, ALL AROUND.....	369	4.34	197	4.59	160	4.01	9	4.36	201	4.37	40	4.18	-	-	-	-	84	4.30	-	-
THREAD TRIMMERS AND BASTING PULLERS.....	1,491	3.55	-	-	1,431	3.53	40	3.84	851	3.55	173	3.84	185	2.88	39	2.99	148	4.09	-	-
UNDERPRESSERS.....	2,261	4.36	1,203	4.79	1,007	3.80	115	4.43	1,223	4.60	242	4.38	223	3.10	32	3.40	376	4.53	-	-

See footnotes at end of table.

**Table 3. Occupational earnings: All shops—Continued**

(Number and average straight-time hourly earnings<sup>1</sup> of workers in selected occupations in men's and boys' suit and coat manufacturing establishments, United States and selected regions, April 1976)

Occupation <sup>2</sup>	United States <sup>3</sup>										New England	Middle Atlantic	Border States	Southeast	Southwest	Great Lakes	Pacific			
	Total		Men		Women															
	Number of workers	Average hourly earnings	Number of workers	Average hourly earnings	Number of workers	Average hourly earnings														
<b>SELECTED PRODUCTION OCCUPATIONS--</b>																				
<b>CONTINUED</b>																				
<b>TROUSER FABRICATION</b>																				
INSPECTORS, FINAL.....	274	\$3.64	-	-	260	\$3.62	12	\$3.55	113	\$3.94	30	\$3.84	67	\$2.97	-	-	28	\$4.40	-	-
PRESSERS, FINISH.....	332	4.60	203	\$5.01	129	3.94	16	5.08	114	5.08	32	4.87	76	3.54	-	-	55	5.07	-	-
SEWERS, HAND.....	167	4.20	-	-	166	4.21	-	-	61	3.82	28	4.14	-	-	-	-	-	-	-	-
SEWING-MACHINE OPERATORS.....	5,534	3.74	-	-	5,149	3.70	183	4.40	2,018	4.08	850	3.69	1,188	2.96	176	\$2.76	772	4.14	-	-
ATTACH FLY.....	244	3.81	-	-	232	3.78	12	4.10	106	4.00	29	3.87	47	3.16	7	2.76	20	4.34	-	-
ATTACH WAISTBAND.....	274	3.76	-	-	260	3.75	9	4.18	113	3.99	28	4.10	68	3.00	9	2.56	29	4.66	-	-
ATTACH ZIPPERS.....	89	4.26	-	-	79	4.20	-	-	34	4.90	10	3.96	17	3.19	-	-	12	4.19	-	-
BARTACKING.....	385	3.79	-	-	377	3.78	9	4.26	113	3.94	39	3.84	83	2.99	-	-	107	4.28	-	-
JOIN SEAMS.....	574	3.88	-	-	521	3.82	16	5.37	227	4.17	83	3.75	98	3.05	-	-	83	4.33	-	-
MAKE POCKETS.....	632	3.92	-	-	568	3.79	19	4.71	335	4.13	125	3.76	65	3.12	7	3.05	57	3.85	-	-
PIECING FLYS.....	135	4.12	11	5.04	124	4.04	-	-	63	4.40	14	4.09	-	-	-	-	19	4.98	-	-
PIECING POCKETS.....	300	3.61	-	-	299	3.61	-	-	83	3.71	34	3.65	-	-	-	-	35	4.53	-	-
SERGING.....	353	3.54	-	-	338	3.50	-	-	127	3.79	51	3.58	86	2.86	-	-	58	3.83	-	-
SEW ON WAISTBAND LINING.....	162	4.21	15	4.57	146	4.18	-	-	72	4.58	19	3.82	27	2.78	-	-	15	4.72	-	-
STITCH POCKETS.....	314	3.82	-	-	291	3.84	-	-	149	3.93	48	3.98	40	3.00	-	-	43	3.90	-	-
THREAD TRIMMERS AND BASTING																				
PULLERS.....	222	3.48	-	-	221	3.48	-	-	81	3.71	-	-	47	2.89	-	-	19	3.55	-	-
UNDERPRESSERS.....	588	4.11	213	4.47	357	3.87	20	4.56	236	4.49	77	4.11	122	3.27	-	-	100	4.30	-	-
<b>MISCELLANEOUS</b>																				
ADJUSTERS (REPAIRERS).....	368	4.90	353	4.96	15	3.47	7	6.79	125	5.15	35	5.08	123	4.52	10	3.77	55	5.27	-	-
JANITORS.....	516	3.19	437	3.24	75	2.91	23	2.94	188	3.39	65	3.16	137	2.91	15	3.10	78	3.40	-	-
PACKERS.....	255	3.64	183	3.72	68	3.43	14	3.14	117	3.84	14	3.32	68	3.40	14	2.99	20	4.48	-	-
STOCK CLERKS, GARMENTS.....	315	3.70	173	4.06	142	3.27	-	-	103	4.16	-	-	102	3.23	-	-	53	3.78	-	-
STOCK CLERKS, PIECE GOODS.....	176	3.88	155	3.91	21	3.61	-	-	115	4.10	12	4.40	29	3.07	-	-	-	-	-	-
WORK DISTRIBUTORS.....	992	3.24	526	3.32	466	3.17	58	3.26	378	3.31	38	3.36	309	2.84	25	3.17	146	4.01	-	-

<sup>1</sup> Excludes premium pay for work on weekends, holidays, and late shifts. This survey, based on a representative sample of establishments, is designed to measure the level of occupational earnings at a particular time. Thus, comparisons made with previous studies may not reflect expected wage movements because of change in the sample composition, and shifts in employment among establishments with different pay levels. Such shifts, for example, could decrease an occupational average, even though most establishments increased wages between periods being compared.

<sup>2</sup> Piecework rates typically applied to sewing machine operators, hand sewers, and pressers whereas workers in cutting and marking jobs, sewing machine adjusters, stock clerks, janitors, and work distributors were usually paid time rates. Differences in average earnings for piece-rate jobs cannot be used as an accurate measure of differences in rate of pay per unit of work produced.

Earnings not only reflect the piecework rates for a given job, but also the productivity of the workers performing the task, which is affected by work experience, effort, workflow, and other factors that the individual may or may not control.

<sup>3</sup> Includes data for regions in addition to those shown separately.

<sup>4</sup> Includes sewing machine operators in addition to those shown separately.

NOTE: Dashes indicate no data reported or data that do not meet publication criteria.

**Table 4. Occupational earnings: By size of community**

(Number and average straight-time hourly earnings<sup>1</sup> of workers in selected occupations in men's and boys' suit and coat manufacturing establishments, United States and selected regions, April 1976)

Occupation	United States <sup>2</sup>				New England		Middle Atlantic		Border States				Southeast				Southwest		Great Lakes		Pacific	
	Metropolitan area		Nonmetropolitan area		Metropolitan area		Metropolitan area		Metropolitan area		Nonmetropolitan area		Metropolitan area		Nonmetropolitan area		Metropolitan area		Metropolitan area		Metropolitan area	
	Number of workers	Average hourly earnings	Number of workers	Average hourly earnings	Number of workers	Average hourly earnings	Number of workers	Average hourly earnings	Number of workers	Average hourly earnings	Number of workers	Average hourly earnings	Number of workers	Average hourly earnings	Number of workers	Average hourly earnings	Number of workers	Average hourly earnings	Number of workers	Average hourly earnings	Number of workers	Average hourly earnings
<b>ALL PRODUCTION WORKERS.....</b>	<b>50,130</b>	<b>\$4.14</b>	<b>13,975</b>	<b>\$3.34</b>	<b>2,865</b>	<b>\$4.19</b>	<b>29,572</b>	<b>\$4.26</b>	<b>5,092</b>	<b>\$4.15</b>	<b>2,920</b>	<b>\$3.76</b>	<b>3,410</b>	<b>\$3.32</b>	<b>8,033</b>	<b>\$3.15</b>	<b>1,243</b>	<b>\$3.10</b>	<b>6,020</b>	<b>\$4.25</b>	<b>1,631</b>	<b>\$4.26</b>
<b>SELECTED PRODUCTION OCCUPATIONS</b>																						
<b>CUTTING</b>																						
CUTTERS, CLOTH.....	821	5.83	123	4.37	45	5.44	394	6.42	224	5.31	-	-	62	4.27	84	4.30	12	4.54	25	5.36	-	-
CUTTERS, LINING.....	332	5.43	57	4.07	21	5.10	179	5.97	36	5.37	-	-	25	3.07	25	3.98	-	-	47	5.12	-	-
CUTTERS AND MARKERS, CLOTH.....	750	5.99	77	4.46	28	5.90	456	6.51	71	5.06	-	-	-	-	-	-	-	-	-	12	5.36	
MARKERS.....	293	5.31	71	4.12	-	-	95	6.00	120	5.01	-	-	39	4.60	50	3.90	7	4.75	16	5.88	-	-
SPREADERS.....	284	4.52	97	3.80	38	4.33	85	5.12	-	-	21	3.67	32	3.97	69	3.87	12	3.28	37	4.11	-	-
<b>COAT FABRICATION</b>																						
BASTERS, HAND.....	564	4.45	-	-	-	-	412	4.60	23	3.98	-	-	-	-	-	-	-	-	57	4.48	-	-
BUTTON SEWERS, HAND.....	181	4.15	-	-	6	4.03	98	3.98	8	4.30	-	-	-	-	-	-	8	2.91	-	-	-	-
BUTTONHOLE MAKERS, HAND.....	264	4.12	-	-	-	-	160	4.02	25	4.78	-	-	-	-	-	-	-	-	-	-	-	-
COLLAR SETTERS, HAND.....	142	4.57	8	4.42	-	-	91	4.60	24	4.45	-	-	-	-	-	-	-	-	-	-	-	-
FINISHERS, HAND.....	1,951	3.91	99	3.60	107	3.75	1,266	3.80	130	3.93	-	-	40	3.82	-	-	-	-	-	-	-	-
FITTERS.....	454	4.66	64	4.22	15	3.23	310	5.00	51	4.37	-	-	-	-	-	-	-	-	17	4.43	-	-
INSPECTORS, FINAL.....	801	3.73	245	3.16	45	3.62	604	3.76	53	3.93	48	3.91	63	3.30	153	2.90	-	-	-	-	-	-
PAIRERS AND TURNERS.....	654	3.77	96	3.12	28	3.96	522	3.71	34	4.28	8	3.75	20	2.76	63	2.84	-	-	-	-	-	-
PRESSERS, FINISH, HAND.....	653	5.09	81	3.30	-	-	450	5.29	45	4.74	-	-	-	-	22	2.90	-	-	-	-	-	-
PRESSERS, FINISH, MACHINE.....	2,081	5.12	773	4.11	129	5.65	1,403	5.25	151	4.72	166	4.72	153	3.92	500	4.10	-	-	169	5.25	-	-
SEWING-MACHINE OPERATORS.....	17,408	4.12	5,478	3.12	1,007	4.17	11,301	4.23	1,530	4.06	1,145	3.43	1,163	3.15	3,335	2.98	423	3.18	1,485	4.31	464	4.19
BASTERS.....	2,132	4.49	519	3.39	68	4.32	1,387	4.65	228	4.38	97	3.53	73	3.03	308	3.17	49	3.74	262	4.38	-	-
BUTTON SEWING.....	387	3.96	126	2.96	32	3.69	252	3.99	31	3.95	11	3.47	28	3.30	86	2.94	-	-	33	4.55	7	4.46
BUTTONHOLE MAKING.....	324	4.15	69	3.14	24	3.70	213	4.34	25	3.93	11	3.22	33	3.11	33	3.06	-	-	10	4.61	-	-
COLLAR PREPARING, EXCEPT PIERCING OR PADDING.....	337	3.95	102	2.95	21	4.11	219	4.00	32	4.39	21	3.37	31	3.14	61	2.79	-	-	-	-	-	-
COLLAR SETTING.....	538	4.22	187	3.41	22	4.21	360	4.40	55	4.03	41	4.00	53	3.26	105	3.10	-	-	19	4.02	-	-
PACING TACKING.....	176	4.28	64	3.18	9	4.73	113	4.32	19	3.90	-	-	-	-	43	2.94	-	-	13	4.41	-	-
PELL BODY LINING, BOTTOM AND SIDE.....	560	4.20	128	3.29	31	4.16	379	4.20	81	4.27	42	3.86	-	-	59	3.09	-	-	23	4.79	9	4.09
JOIN SHOULDER, CLOTH.....	311	4.08	94	3.10	12	4.45	218	4.12	28	4.29	29	3.41	22	3.46	52	2.88	-	-	21	3.72	-	-
JOIN SIDE SEAMS.....	508	3.98	180	2.94	23	4.01	310	4.11	42	4.51	46	3.49	88	3.13	86	2.69	-	-	28	4.21	13	4.62
JOIN UNDERCOLLAR, JOIN SLEEVE LINING, OR PIECE POCKETS.....	800	4.02	298	3.23	51	4.51	542	4.06	39	4.14	107	3.68	92	3.32	150	2.87	-	-	46	4.19	-	-
LINING MAKER, BODY.....	760	4.11	206	3.00	38	4.25	548	4.14	71	4.27	40	3.50	-	-	95	2.63	-	-	41	3.95	16	3.81
PAD COLLAR AND LAPELS.....	234	4.24	49	2.90	10	3.67	165	4.34	30	3.88	16	3.04	-	-	28	2.85	-	-	15	4.80	-	-
POCKET SETTING AND TACKING.....	1,444	4.26	400	3.03	66	4.48	1,022	4.35	141	4.15	70	3.32	69	2.96	230	2.82	-	-	87	4.56	38	3.97
SEW DARTS, CLOTH.....	446	4.02	96	3.10	14	4.66	284	4.21	37	3.92	35	3.53	37	3.06	38	2.74	8	2.52	60	3.87	-	-
SEW DARTS, CLOTH.....	485	4.31	106	3.54	17	4.18	302	4.40	46	4.30	36	3.89	22	3.77	50	3.28	-	-	32	4.52	15	4.05
SEW EDGE TAPE.....	772	4.48	210	3.49	36	4.74	505	4.72	65	4.14	73	3.61	69	3.48	107	3.36	19	3.20	56	4.52	-	-
SEW IN SLEEVE.....	713	4.11	171	3.30	33	4.19	457	4.18	77	3.97	59	3.65	-	-	78	2.97	-	-	89	4.29	31	4.04
SLEEVE MAKING, CLOTH.....	314	4.06	77	3.07	13	4.64	211	4.00	30	4.42	24	3.53	-	-	41	2.90	-	-	33	3.93	-	-
TAPE ARMHOLES.....	361	4.55	59	3.45	18	4.52	236	4.75	33	4.59	14	3.32	-	-	27	3.34	-	-	28	4.32	20	4.16
TAILORS, ALL AROUND.....	323	4.41	-	-	9	4.36	201	4.37	38	4.28	-	-	-	-	-	-	-	-	41	4.66	-	-
THREAD TRIMMERS AND BASTING PULLERS.....	1,228	3.62	263	3.24	33	3.98	851	3.55	102	4.01	71	3.61	49	2.96	136	2.86	32	3.40	273	4.79	-	-
UNDERPRESSERS.....	1,885	4.57	376	3.32	100	4.66	1,223	4.60	200	4.54	42	3.59	28	3.38	195	3.06	-	-	-	-	-	-

See footnotes at end of table.

**Table 4. Occupational earnings: By size of community—Continued**

(Number and average straight-time hourly earnings<sup>1</sup> of workers in selected occupations in men's and boys' suit and coat manufacturing establishments, United States and selected regions, April 1976)

Occupation	United States <sup>2</sup>				New England		Middle Atlantic		Border States				Southeast				Southwest		Great Lakes		Pacific	
	Metropolitan area		Nonmetropolitan area		Metropolitan area	Average hourly earnings	Metropolitan area	Average hourly earnings	Metropolitan area	Average hourly earnings	Nonmetropolitan area	Average hourly earnings	Metropolitan area	Average hourly earnings	Nonmetropolitan area	Average hourly earnings	Metropolitan area	Average hourly earnings	Metropolitan area	Average hourly earnings	Metropolitan area	Average hourly earnings
	Number of workers	Average hourly earnings	Number of workers	Average hourly earnings	Number of workers	Average hourly earnings	Number of workers	Average hourly earnings	Number of workers	Average hourly earnings	Number of workers	Average hourly earnings	Number of workers	Average hourly earnings	Number of workers	Average hourly earnings	Number of workers	Average hourly earnings	Number of workers	Average hourly earnings	Number of workers	Average hourly earnings
<b>SELECTED PRODUCTION OCCUPATIONS--</b>																						
<b>CONTINUED</b>																						
<b>TROUSER FABRICATION</b>																						
INSPECTORS, FINAL.....	215	\$3.78	59	\$3.14	12	\$3.55	113	\$3.94	18	\$4.38	12	\$3.04	-	-	32	\$2.90	-	-	-	-	-	-
PRESSERS, FINISH.....	256	4.75	76	4.08	16	5.08	114	5.08	21	5.17	-	-	33	\$3.28	43	3.73	-	-	33	\$5.34	-	-
SEWERS, HAND.....	161	4.21	-	-	-	-	61	3.82	28	4.14	-	-	-	-	-	-	-	-	-	-	-	-
SEWING-MACHINE OPERATORS <sup>3</sup> .....	4,034	3.83	1,500	3.49	183	4.40	2,018	4.08	536	3.76	314	3.56	500	2.76	688	3.11	176	\$2.76	-	-	-	-
ATTACH FLY.....	192	3.93	52	3.35	12	4.10	106	4.00	23	3.92	-	-	13	3.27	34	3.11	7	2.76	-	-	-	-
ATTACH WAISTBAND.....	204	3.90	70	3.35	9	4.18	113	3.99	18	4.18	-	-	22	3.11	46	2.94	9	2.56	-	-	-	-
ATTACH ZIPPERS.....	75	4.37	14	3.65	-	-	34	4.90	9	3.86	-	-	-	-	10	3.66	-	-	9	4.51	-	-
BARTACKING.....	258	3.83	127	3.70	9	4.26	113	3.94	19	4.09	-	-	-	-	43	3.25	-	-	-	-	-	-
JOIN SEAMS.....	443	3.90	131	3.79	16	5.37	227	4.17	61	3.69	-	-	45	2.88	53	3.19	-	-	-	-	-	-
MAKE POCKETS.....	510	4.01	122	3.54	19	4.71	335	4.13	100	3.75	-	-	14	2.69	51	3.24	7	3.05	-	-	-	-
PIECING FLYS.....	97	4.17	38	3.98	-	-	63	4.40	-	-	-	-	7	2.65	-	-	-	-	-	-	-	-
PIECING POCKETS.....	231	3.56	69	3.78	-	-	83	3.71	-	-	-	-	-	-	24	2.97	-	-	-	-	-	-
SERGING.....	264	3.70	89	3.08	-	-	127	3.79	40	3.56	11	3.67	31	2.83	55	2.87	-	-	37	4.13	-	-
SEW ON WAISTBAND LINING.....	142	4.30	20	3.52	-	-	72	4.58	14	3.89	-	-	16	2.63	11	3.01	-	-	-	-	-	-
STITCH POCKETS.....	253	3.89	61	3.52	-	-	149	3.93	39	3.94	-	-	-	-	26	3.25	-	-	-	-	-	-
THREAD TRIMMERS AND BASTING																						
POLLERS.....	148	3.64	74	3.18	-	-	81	3.71	8	3.10	-	-	7	3.12	40	2.85	-	-	-	-	-	-
UNDERPRESSERS.....	403	4.34	185	3.61	20	4.56	236	4.49	60	4.31	-	-	-	-	104	3.36	-	-	-	-	-	-
<b>MISCELLANEOUS</b>																						
ADJUSTERS (REPAIRERS).....	245	5.13	123	4.42	7	6.79	125	5.15	19	5.12	16	5.04	41	5.14	82	4.21	6	3.78	37	5.30	-	-
JANITORS.....	366	3.34	150	2.82	23	2.94	188	3.39	49	3.15	16	3.20	42	3.11	95	2.82	15	3.10	-	-	-	-
PACKERS.....	198	3.72	57	3.35	14	3.14	117	3.84	14	3.32	-	-	18	3.19	50	3.47	10	3.27	19	4.56	-	-
STOCK CLERKS, GARMENTS.....	222	3.86	93	3.33	-	-	103	4.16	-	-	-	-	-	-	74	3.35	-	-	41	3.92	-	-
STOCK CLERKS, PIECE GOODS.....	159	3.99	17	2.82	-	-	115	4.10	11	4.44	-	-	13	3.45	16	2.75	-	-	-	-	-	-
WORK DISTRIBUTORS.....	626	3.44	366	2.92	58	3.26	378	3.31	23	3.66	15	2.90	36	2.98	273	2.82	-	-	102	4.14	-	-

<sup>1</sup> Excludes premium pay for overtime and for work on weekends, holidays, and late shifts.

<sup>2</sup> Includes data for regions in addition to those shown separately.

<sup>3</sup> Includes sewing machine operators in addition to those shown separately.

NOTE: Dashes indicate no data reported or data that do not meet publication criteria.

**Table 5. Occupational earnings: By type of shop**

(Number and average straight-time hourly earnings<sup>1</sup> of workers in selected occupations in men's and boys' suit and coat manufacturing establishments, by type of shop, United States and selected regions, April 1976)

Occupation	United States <sup>2</sup>				New England		Middle Atlantic				Border States		Southeast		Southwest		Great Lakes		Pacific	
	Regular and cutting shops		Contract shops		Regular and cutting shops		Regular and cutting shops		Contract shops		Regular and cutting shops		Regular and cutting shops		Regular and cutting shops		Regular and cutting shops		Regular and cutting shops	
	Number of workers	Average hourly earnings	Number of workers	Average hourly earnings	Number of workers	Average hourly earnings	Number of workers	Average hourly earnings	Number of workers	Average hourly earnings	Number of workers	Average hourly earnings	Number of workers	Average hourly earnings	Number of workers	Average hourly earnings	Number of workers	Average hourly earnings	Number of workers	Average hourly earnings
<b>ALL PRODUCTION WORKERS.....</b>	<b>52,076</b>	<b>\$3.97</b>	<b>12,029</b>	<b>\$3.97</b>	<b>2,600</b>	<b>\$4.20</b>	<b>19,833</b>	<b>\$4.30</b>	<b>9,739</b>	<b>\$4.17</b>	<b>7,094</b>	<b>\$4.10</b>	<b>10,969</b>	<b>\$3.23</b>	<b>1,169</b>	<b>\$3.15</b>	<b>7,898</b>	<b>\$4.14</b>	<b>1,588</b>	<b>\$4.30</b>
<b>SELECTED PRODUCTION OCCUPATIONS</b>																				
<b>CUTTING</b>																				
CUTTERS, CLOTH.....	888	5.63	56	5.67	43	5.51	354	6.45	40	6.19	237	5.33	143	4.29	12	4.54	26	5.34	-	-
CUTTERS, LINING.....	359	5.25	30	5.03	19	5.09	162	5.99	17	5.69	43	5.43	47	3.53	-	-	62	4.75	-	-
CUTTERS AND MARKERS, CLOTH.....	766	5.97	61	4.31	19	6.22	436	6.56	20	5.42	109	5.17	13	4.51	-	-	-	-	12	5.36
MARKERS.....	350	5.06	14	5.44	-	-	89	6.00	-	-	125	5.04	89	4.21	7	4.75	16	5.88	-	-
SPREADERS.....	348	4.38	33	3.91	37	4.33	72	5.21	13	4.62	-	-	99	3.91	12	3.28	37	4.11	-	-
<b>COAT FABRICATIO</b>																				
BASTERS, HAND.....	602	4.38	84	4.17	-	-	335	4.66	77	4.32	-	-	-	-	-	-	57	4.48	-	-
BUTTON SEWERS, HAND.....	151	4.32	44	3.56	6	4.03	58	4.20	40	3.65	21	4.19	-	-	-	-	-	-	-	-
BUTTONHOLE MAKERS, HAND.....	240	4.14	-	-	-	-	133	4.06	-	-	24	4.81	-	-	-	-	-	-	-	-
COLLAR SETTERS, HAND.....	132	4.60	18	4.27	-	-	77	4.65	14	4.30	24	4.45	-	-	-	-	-	-	-	-
FINISHERS, HAND.....	1,395	4.04	655	3.58	94	3.73	676	3.98	590	3.60	176	3.91	45	3.75	-	-	-	-	-	-
FITTERS.....	415	4.25	103	6.02	15	3.23	214	4.47	96	6.17	83	4.47	21	3.45	-	-	35	4.23	-	-
INSPECTORS, FINAL.....	697	3.70	349	3.40	35	3.78	325	3.92	279	3.56	87	4.03	184	3.13	-	-	37	4.06	-	-
PAIRERS AND TURNERS.....	556	3.78	194	3.41	25	3.82	352	3.84	170	3.44	34	4.30	71	2.89	-	-	51	4.46	-	-
PRESSERS, FINISH, HAND.....	616	4.78	118	5.46	-	-	342	5.20	108	5.59	69	4.37	42	3.47	-	-	-	-	-	-
PRESSERS, FINISH, MACHINE.....	2,173	4.72	681	5.25	115	5.54	800	5.12	603	5.42	279	4.84	651	4.06	-	-	226	4.83	-	-
SEWING-MACHINE OPERATORS <sup>2</sup> .....	17,089	3.85	5,797	3.99	870	4.18	6,808	4.20	4,493	4.28	2,133	3.96	4,146	3.08	403	3.22	1,953	4.16	438	4.24
BASTERS.....	2,070	4.17	581	4.68	58	4.41	895	4.52	492	4.90	271	4.25	381	3.14	-	-	349	4.29	-	-
BUTTON SEWING.....	358	3.80	155	3.53	26	3.65	147	4.09	105	3.84	29	3.93	90	3.20	-	-	48	4.03	7	4.46
BUTTONHOLE MAKING.....	274	3.84	119	4.28	20	3.73	121	4.09	92	4.66	27	3.91	62	3.12	-	-	25	3.87	-	-
COLLAR PREPARING, EXCEPT PIERCING OR PADDING.....	303	3.87	136	3.39	18	4.19	141	4.01	78	3.98	38	4.40	59	3.21	-	-	17	3.83	-	-
COLLAR SETTING.....	524	3.99	201	4.08	18	4.13	220	4.29	140	4.55	74	4.26	138	3.26	-	-	40	4.11	-	-
FACING TACKING.....	181	3.94	59	4.14	8	4.63	72	4.16	41	4.59	27	3.94	42	3.21	-	-	13	4.41	-	-
PELL BODY LINING, BOTTOM AND SIDE.....	537	4.09	151	3.83	29	4.21	267	4.20	112	4.19	111	4.19	85	3.39	-	-	29	4.62	9	4.09
JOIN SHOULDER, CLOTH.....	287	3.90	118	3.74	11	4.26	140	4.11	78	4.15	39	4.12	58	3.25	-	-	27	3.66	-	-
JOIN SIDE SEAMS.....	538	3.69	150	3.78	17	4.16	218	3.99	92	4.40	76	4.08	152	2.99	-	-	49	3.69	13	4.62
JOIN UNDERCOLLAR, JOIN SLEEVE LINING, OR PIECE POCKETS.....	818	3.79	280	3.87	45	4.57	321	4.00	221	4.16	123	3.98	225	3.10	-	-	64	4.20	-	-
LINING MAKER, BODY.....	645	3.89	321	3.84	32	4.20	308	4.09	240	4.21	98	4.10	88	3.22	-	-	86	3.67	16	3.81
PAD COLLAR AND LAPELS.....	211	3.89	72	4.37	9	3.72	110	4.13	55	4.77	30	3.87	30	2.87	-	-	18	4.50	-	-
POCKET SETTING AND TACKING.....	1,342	3.90	502	4.23	52	4.44	629	4.23	393	4.54	175	3.96	262	2.92	-	-	138	4.23	38	3.97
SEW DARTS, CLOTH.....	398	3.84	184	3.88	14	4.66	169	4.22	115	4.19	56	3.96	69	2.95	-	-	75	3.76	-	-
SEW EDGE TAPE.....	451	4.08	100	4.54	15	4.26	214	4.28	88	4.68	76	4.12	72	3.43	-	-	44	4.42	15	4.05
SEW IN SLEEVE.....	750	4.12	232	4.76	29	4.94	312	4.49	193	5.08	124	3.91	168	3.46	-	-	74	4.37	-	-
SLEEVE MAKING, CLOTH.....	665	3.97	219	3.90	31	4.25	274	4.33	183	3.96	109	3.89	96	2.88	-	-	107	4.19	31	4.04
TAPE ARMHOLES.....	299	3.75	92	4.25	13	4.64	128	3.78	83	4.35	45	4.17	59	3.26	-	-	36	3.89	-	-
SHARPERS.....	301	4.36	119	4.51	16	4.51	131	4.79	105	4.69	36	4.63	34	3.29	-	-	43	4.14	20	4.16
TAILORS, ALL AROUND.....	293	4.35	76	4.29	7	4.32	130	4.41	71	4.30	40	4.18	-	-	-	-	83	4.30	-	-
THREAD TRIMMERS AND BASTING PULLERS.....	1,069	3.61	422	3.41	30	3.93	505	3.58	346	3.52	131	4.09	175	2.92	-	-	145	4.11	-	-
UNDERPRESSERS.....	1,709	4.37	552	4.36	92	4.64	762	4.65	461	4.52	179	4.67	223	3.10	-	-	372	4.55	-	-

See footnotes at end of table.

**Table 5. Occupational earnings: By type of shop—Continued**

(Number and average straight-time hourly earnings<sup>1</sup> of workers in selected occupations in men's and boys' suit and coat manufacturing establishments, by type of shop, United States and selected regions, April 1976)

Occupation	United States <sup>2</sup>		New England		Middle Atlantic		Border States		Southeast		Southwest		Great Lakes		Pacific			
	Regular and cutting shops		Contract shops		Regular and cutting shops		Regular and cutting shops		Contract shops		Regular and cutting shops		Regular and cutting shops		Regular and cutting shops			
	Number of workers	Average hourly earnings	Number of workers	Average hourly earnings	Number of workers	Average hourly earnings	Number of workers	Average hourly earnings	Number of workers	Average hourly earnings	Number of workers	Average hourly earnings	Number of workers	Average hourly earnings	Number of workers	Average hourly earnings	Number of workers	Average hourly earnings
<b>SELECTED PRODUCTION OCCUPATIONS--</b>																		
<b>CONTINUED</b>																		
<b>TROUSER FABRICATION</b>																		
INSPECTORS, FINAL.....	260	\$3.61	14	\$4.20	12	\$3.55	101	\$3.91	12	\$4.23	29	\$3.83	67	\$2.97	-	-	27	\$4.42
PRESSERS, FINISH.....	313	4.58	19	4.90	16	5.08	97	5.07	17	5.17	32	4.87	76	3.54	-	-	54	5.11
SEWERS, HAND.....	162	4.25	-	-	-	-	61	3.82	-	-	-	-	-	-	-	-	-	-
SEWING-MACHINE OPERATORS <sup>3</sup> .....	5,111	3.72	423	3.98	183	4.40	1,707	4.04	311	4.28	807	3.67	1,188	2.96	149	\$2.84	730	4.22
ATTACH FLY.....	234	3.80	10	4.04	12	4.10	100	3.95	-	-	28	3.85	47	3.16	-	-	19	4.45
ATTACH WAISTBAND.....	261	3.74	13	4.07	9	4.18	106	3.91	-	-	27	4.06	68	3.00	-	-	28	4.73
ATTACH ZIPPERS.....	75	4.09	14	5.17	-	-	25	4.56	9	5.83	7	3.61	17	3.19	-	-	11	4.26
BARTACKING.....	372	3.79	13	3.66	9	4.26	105	3.95	8	3.85	37	3.80	83	2.99	-	-	106	4.29
JOIN SEAMS.....	531	3.86	43	4.07	16	5.37	193	4.17	34	4.16	78	3.74	98	3.05	-	-	79	4.37
MAKE POCKETS.....	573	3.86	59	4.49	19	4.71	288	4.03	47	4.74	118	3.77	65	3.12	-	-	53	3.86
PIECING FLYS.....	129	4.12	-	-	-	-	60	4.42	-	-	11	4.14	-	-	-	-	19	4.98
PIECING POCKETS.....	298	3.59	-	-	-	-	81	3.64	-	-	34	3.65	-	-	-	-	35	4.53
SERGING.....	328	3.53	25	3.67	-	-	107	3.79	20	3.78	48	3.58	86	2.86	-	-	57	3.84
SEW ON WAISTBAND LINING.....	137	4.17	25	4.40	-	-	54	4.52	18	4.75	14	3.83	27	2.78	-	-	14	4.82
STITCH POCKETS.....	289	3.83	25	3.71	-	-	128	3.97	21	3.67	45	3.95	40	3.00	-	-	42	3.93
<b>THREAD TRIMMERS AND BASTING</b>																		
PULLERS.....	192	3.49	30	3.41	-	-	54	3.86	27	3.41	-	-	47	2.89	-	-	18	3.61
UNDERPRESSERS.....	558	4.08	30	4.60	20	4.56	212	4.48	24	4.57	71	4.06	122	3.27	-	-	100	4.30
<b>MISCELLANEOUS</b>																		
ADJUSTERS (REPAIRERS).....	313	4.77	55	5.61	-	-	86	4.87	39	5.76	29	4.98	120	4.50	6	3.78	54	5.24
JANITORS.....	454	3.20	62	3.13	22	2.96	145	3.42	43	3.31	57	3.22	134	2.92	15	3.10	71	3.46
PACKERS.....	233	3.73	22	2.73	14	3.14	104	3.99	-	-	10	3.26	68	3.40	10	3.27	19	4.56
STOCK CLERKS, GARMENTS.....	308	3.70	-	-	-	-	96	4.20	-	-	-	-	102	3.23	-	-	53	3.78
STOCK CLERKS, PIECE GOODS.....	170	3.90	-	-	-	-	110	4.13	-	-	12	4.40	29	3.07	-	-	-	-
WORK DISTRIBUTORS.....	787	3.31	205	2.99	-	-	222	3.51	156	3.03	22	3.51	294	2.86	-	-	143	4.01

<sup>1</sup> Excludes premium pay for overtime and work on weekends, holidays, and late shifts.  
<sup>2</sup> Includes data for regions in addition to those shown separately.

<sup>3</sup> Includes sewing-machine operators in addition to those shown separately.

NOTE: Dashes indicate no data reported or data that do not meet publication criteria.

**Table 6. Occupational earnings: By size of shop**

(Number and average straight-time hourly earnings<sup>1</sup> of workers in selected occupations in men's and boys' suit and coat manufacturing establishments, by size of shop, United States and selected regions, April 1976)

Occupation	United States <sup>2</sup>						New England <sup>3</sup>		Middle Atlantic					
	5-249 workers		250-499 workers		500 workers or more		5-249 workers		5-249 workers		250-499 workers		500 workers or more	
	Number of workers	Average hourly earnings	Number of workers	Average hourly earnings	Number of workers	Average hourly earnings	Number of workers	Average hourly earnings	Number of workers	Average hourly earnings	Number of workers	Average hourly earnings	Number of workers	Average hourly earnings
<b>ALL PRODUCTION WORKERS.....</b>	<b>21,361</b>	<b>\$3.76</b>	<b>20,950</b>	<b>\$3.96</b>	<b>21,794</b>	<b>\$4.18</b>	<b>1,210</b>	<b>\$3.79</b>	<b>11,440</b>	<b>\$4.10</b>	<b>8,749</b>	<b>\$4.37</b>	<b>9,383</b>	<b>\$4.35</b>
<b>SELECTED PRODUCTION OCCUPATIONS</b>														
<b>CUTTING</b>														
CUTTERS, CLOTH.....	340	5.33	350	5.79	254	5.84	32	5.13	160	6.16	55	8.72	179	5.95
CUTTERS, LINING.....	147	5.00	122	5.28	120	5.46	14	4.95	67	5.91	45	6.45	67	5.70
CUTTERS AND MARKERS, CLOTH.....	423	5.64	180	6.41	224	5.78	16	5.25	262	6.29	129	6.95	-	-
MARKERS.....	129	5.20	146	4.64	89	5.63	-	-	37	5.74	15	7.10	43	5.84
SPREADERS.....	115	4.07	150	4.19	116	4.80	14	3.64	31	5.37	14	5.78	40	4.70
<b>COAT FABRICATION</b>														
BASTERS, HAND.....	146	4.08	176	5.15	364	4.08	-	-	100	4.40	136	5.28	-	-
BUTTON SEWERS, HAND.....	73	3.75	40	4.26	82	4.44	-	-	52	3.78	26	4.26	20	4.12
BUTTONHOLE MAKERS, HAND.....	60	4.12	104	4.20	105	4.01	-	-	36	3.83	73	4.29	51	3.78
COLLAR SETTERS, HAND.....	48	4.32	60	4.91	42	4.34	-	-	28	4.26	34	5.08	29	4.36
FINISHERS, HAND.....	716	3.61	668	3.93	666	4.16	69	3.45	509	3.67	502	3.83	255	4.01
FITERS.....	164	4.77	134	4.86	220	4.32	14	3.11	108	5.34	93	5.09	109	4.59
INSPECTORS, FINAL.....	415	3.30	326	3.61	305	3.99	30	3.15	268	3.49	159	3.91	177	4.01
PAIRERS AND TURNERS.....	304	3.35	222	3.77	224	4.06	22	4.09	233	3.36	132	3.86	157	4.12
PRESSERS, FINISH, HAND.....	147	4.72	310	4.67	277	5.23	-	-	100	5.28	169	5.08	181	5.50
PRESSERS, FINISH, MACHINE.....	900	4.75	895	4.56	1,059	5.17	56	5.37	640	4.95	396	5.45	367	5.55
SEWING-MACHINE OPERATORS.....	8,238	3.69	7,797	3.91	6,851	4.08	566	3.77	4,808	4.06	3,456	4.36	3,037	4.36
BASTERS.....	631	4.30	1,065	4.21	955	4.33	40	4.08	376	4.83	509	4.51	502	4.66
BUTTON SEWING.....	205	3.45	180	3.65	128	4.22	20	3.46	111	3.76	76	3.98	65	4.38
BUTTONHOLE MAKING.....	174	3.94	140	3.97	79	4.06	18	3.68	107	4.39	54	4.50	52	4.05
COLLAR PREPARING, EXCEPT PIECING OR PADDING.....	208	3.36	156	4.03	75	4.07	12	3.73	100	3.81	83	4.12	36	4.23
COLLAR SETTING.....	264	3.76	253	4.22	208	4.08	20	3.89	137	4.27	110	4.70	113	4.25
FACING TACKING.....	86	3.76	87	4.03	67	4.22	-	-	39	4.15	48	4.36	26	4.50
FELL BODY LINING, BOTTOM AND SIDE.....	242	3.79	231	4.15	215	4.16	13	3.66	157	4.01	111	4.44	111	4.23
JOIN SHOULDER, CLOTH.....	181	3.56	126	4.11	98	4.08	12	3.78	107	3.82	64	4.53	47	4.26
JOIN SIDE SEAMS.....	247	3.61	274	3.54	167	4.12	18	3.49	130	4.05	94	4.10	86	4.22
JOIN UNDERCOLLAR, JOIN SLEEVE LINING, OR PIECE POCKETS.....	382	3.56	329	3.84	387	4.03	19	3.83	239	3.87	152	4.29	151	4.13
LINING MAKER, BODY.....	483	3.67	304	4.09	179	4.06	22	4.36	302	3.91	144	4.58	102	4.23
PAD COLLAR AND LABELS.....	88	4.13	92	3.86	103	4.04	6	3.75	55	4.63	44	4.56	66	3.96
POCKET SETTING AND TACKING.....	770	3.82	565	4.02	509	4.21	48	4.00	441	4.21	257	4.49	324	4.42
SEW DARTS, CLOTH.....	194	3.54	170	3.70	178	4.35	6	4.10	112	3.90	81	4.13	91	4.65
SEW EDGE TAPE.....	173	4.02	189	4.27	189	4.18	15	3.76	112	4.22	93	4.64	97	4.37
SEW IN SLEEVE.....	307	4.33	327	4.16	348	4.32	19	4.28	199	4.66	148	4.91	158	4.60
SLEEVE MAKING, CLOTH.....	290	3.78	295	4.01	299	4.06	24	3.96	187	4.02	151	4.28	119	4.31
TAPE ARMHOLES.....	117	3.94	146	3.71	128	3.98	-	-	96	4.07	69	3.84	46	4.09
SHAPERS.....	137	4.51	146	4.36	137	4.33	6	4.28	96	4.89	82	4.56	58	4.77
TAILORS, ALL AROUND.....	162	4.30	156	4.28	51	4.68	6	4.21	83	4.44	94	4.34	-	-
THREAD TRIMMERS AND BASTING PULLERS.....	469	3.27	522	3.70	500	3.66	19	3.31	302	3.40	292	3.72	257	3.53
UNDERPRESSERS.....	692	4.03	865	4.30	704	4.77	58	4.07	419	4.28	423	4.72	381	4.83
<b>TROUSER FABRICATION</b>														
INSPECTORS, FINAL.....	72	3.19	104	3.44	98	4.18	-	-	21	3.59	27	3.90	65	4.07
PRESSERS, FINISH.....	102	4.24	102	4.68	128	4.82	-	-	21	4.84	41	5.27	52	5.04
SEWERS, HAND.....	39	3.87	64	4.26	64	4.34	-	-	-	-	24	3.75	-	-
SEWING-MACHINE OPERATORS.....	1,602	3.42	1,970	3.69	1,962	4.05	-	-	496	3.82	519	4.45	1,003	4.01
ATTACH FLY.....	75	3.50	76	3.90	93	3.98	-	-	23	3.59	29	4.45	54	3.93
ATTACH WAISTBAND.....	75	3.22	76	3.71	123	4.11	-	-	19	3.57	24	4.48	70	3.93
ATTACH ZIPPERS.....	29	4.30	36	4.01	24	4.58	-	-	11	4.86	13	4.52	10	5.43
BAR TACKING.....	61	3.43	146	3.57	178	4.09	-	-	19	3.41	28	4.62	66	3.81
JOIN SEAMS.....	163	3.36	190	3.97	221	4.18	-	-	41	3.65	64	4.59	122	4.12
MAKE POCKETS.....	150	3.75	234	4.05	248	3.89	-	-	52	4.10	90	4.73	193	3.85
PIECING PLYS.....	44	3.25	36	4.65	55	4.47	-	-	14	3.58	17	4.83	32	4.54
PIECING POCKETS.....	74	3.51	120	3.41	106	3.90	-	-	17	3.40	24	4.33	42	3.48
SERGING.....	69	3.33	127	3.35	157	3.79	-	-	19	3.91	28	3.83	80	3.74
SEW ON WAISTBAND LINING.....	52	3.84	59	4.20	51	4.58	-	-	19	4.26	27	5.01	26	4.35
STITCH POCKETS.....	70	3.67	134	3.76	110	3.98	-	-	26	3.64	49	4.06	74	3.95
THREAD TRIMMERS AND BASTING PULLERS.....	52	3.39	62	3.42	108	3.56	-	-	14	2.83	40	3.79	27	4.05
UNDERPRESSERS.....	87	3.89	190	3.93	311	4.28	-	-	25	4.29	55	4.63	156	4.47

See footnotes at end of table.

**Table 6. Occupational earnings: By size of shop—Continued**

(Number and average straight-time hourly earnings<sup>1</sup> of workers in selected occupations in men's and boys' suit and coat manufacturing establishments, by size of shop, United States and selected regions, April 1976)

Occupation	United States <sup>2</sup>						New England <sup>3</sup>		Middle Atlantic					
	5-249 workers		250-499 workers		500 workers or more		5-249 workers		5-249 workers		250-499 workers		500 workers or more	
	Number of workers	Average hourly earnings	Number of workers	Average hourly earnings	Number of workers	Average hourly earnings	Number of workers	Average hourly earnings	Number of workers	Average hourly earnings	Number of workers	Average hourly earnings	Number of workers	Average hourly earnings
<b>SELECTED PRODUCTION OCCUPATIONS--</b>														
<b>CONTINUED</b>														
<b>MISCELLANEOUS</b>														
ADJUSTERS (REPAIRERS).....	98	\$4.95	155	\$4.96	115	\$4.77	-	-	49	\$5.07	46	\$5.29	30	\$5.06
JANITORS.....	163	3.00	179	3.19	174	3.37	7	\$2.71	73	3.26	62	3.56	53	3.37
PACKERS.....	91	3.56	92	3.37	72	4.09	-	-	55	4.01	45	3.56	17	4.01
STOCK CLERKS, GARMENTS.....	83	3.96	141	3.35	91	4.01	-	-	61	4.18	27	4.06	15	4.26
STOCK CLERKS, PIECE GOODS.....	65	4.38	36	3.32	75	3.71	-	-	50	4.47	13	3.67	-	-
WORK DISTRIBUTORS.....	337	3.11	317	3.10	338	3.52	19	3.46	193	3.12	111	3.39	74	3.72
<b>ALL PRODUCTION WORKERS.....</b>														
<b>2,794 \$3.69 3,452 \$4.21 2,708 \$3.01 4,978 \$3.07 3,757 \$3.51 1,394 \$3.45</b>														
<b>SELECTED PRODUCTION OCCUPATIONS</b>														
<b>CUTTING</b>														
CUTTERS, CLOTH.....	45	4.71	185	5.43	56	4.16	63	4.02	27	5.17	24	5.32	14	4.26
CUTTERS, LINING.....	23	5.05	15	5.81	-	-	27	3.87	-	-	14	4.30	16	4.30
CUTTERS AND MARKERS, CLOTH.....	79	4.88	-	-	-	-	-	-	-	-	17	6.14	17	6.14
MARKERS.....	41	5.13	-	-	-	-	44	3.35	26	5.55	23	4.78	24	3.59
SPREADERS.....	25	3.52	-	-	16	3.86	62	3.58	23	4.78	24	3.59	24	3.59
<b>COAT FABRICATION</b>														
BASTERS, HAND.....	35	3.49	-	-	-	-	-	-	-	-	-	-	-	-
BUTTON SEWERS, HAND.....	7	3.76	6	4.21	-	-	-	-	-	-	-	-	9	4.03
BUTTONHOLE MAKERS, HAND.....	11	5.42	-	-	-	-	-	-	-	-	-	-	-	-
COLLAR SETTERS, HAND.....	14	4.71	-	-	-	-	-	-	-	-	-	-	-	-
FINISHERS, HAND.....	92	3.52	59	4.18	-	-	-	-	-	-	-	-	-	-
FITTERS.....	32	4.14	22	4.49	-	-	-	-	-	-	-	-	-	-
INSPECTORS, FINAL.....	34	3.34	38	4.01	58	2.65	108	2.99	50	3.50	-	-	-	-
PAIRERS AND TURNERS.....	12	3.67	29	4.40	34	2.65	31	2.86	-	-	-	-	-	-
PRESSERS, FINISH, HAND.....	16	4.99	37	4.45	-	-	30	3.66	-	-	-	-	-	-
PRESSERS, FINISH, MACHINE.....	82	4.62	119	4.59	75	3.52	266	3.45	312	4.70	10	4.83	106	3.52
SEWING-MACHINE OPERATORS <sup>1</sup> .....	1,045	3.41	1,111	4.09	1,228	2.78	1,888	3.07	1,382	3.18	-	-	-	-
BASTERS.....	132	3.72	163	4.53	53	2.71	175	3.22	153	3.20	-	-	-	-
BUTTON SEWING.....	19	3.55	20	4.10	42	2.71	55	3.14	17	3.42	-	-	-	-
BUTTONHOLE MAKING.....	17	3.27	16	4.18	21	3.01	36	2.99	9	3.65	-	-	-	-
COLLAR PREPARING, EXCEPT PIERCING														
OR PADDING.....	20	3.23	26	4.48	66	2.77	19	3.21	7	3.42	-	-	-	-
COLLAR SETTING.....	35	3.25	37	4.44	51	3.05	70	3.08	37	3.43	-	-	-	-
FACING TACKING.....	12	3.93	10	3.85	20	2.73	15	2.93	17	3.53	-	-	-	-
PELL BODY LINING, BOTTOM AND														
SIDE.....	38	4.01	52	4.24	12	2.74	49	3.45	29	3.37	-	-	-	-
JOIN SHOULDER, CLOTH.....	27	3.55	15	4.25	31	2.66	29	3.19	14	3.61	-	-	-	-
JOIN SIDE SEAMS.....	29	3.52	32	4.31	48	2.83	107	2.82	19	3.65	-	-	-	-
JOIN UNDERCOLLAR, JOIN SLEEVE														
LINING, OR PIECE POCKETS.....	35	3.13	40	4.12	70	2.77	98	3.02	74	3.33	-	-	-	-
LINING MAKER, BODY.....	43	3.65	59	4.23	81	2.85	34	2.98	18	3.15	-	-	-	-
PAD COLLAR AND LAPELS.....	24	3.32	18	3.95	-	-	-	-	9	3.62	-	-	-	-
POCKET SETTING AND TACKING.....	93	3.65	95	4.20	134	2.74	116	2.89	49	3.07	13	3.88	13	3.88
SEW DARTS, CLOTH.....	31	3.28	22	4.11	27	2.57	31	2.87	17	3.49	-	-	-	-
SEW EDGE TAPE.....	22	4.00	37	4.28	17	3.27	28	3.38	27	3.58	-	-	-	-
SEW IN SLEEVE.....	36	3.51	59	3.94	35	3.50	86	3.11	55	3.80	-	-	-	-
SLEEVE MAKING, CLOTH.....	45	3.51	54	4.06	-	-	36	3.03	41	2.91	12	3.68	12	3.68
TAPE ARMHOLES.....	11	3.13	34	4.21	-	-	27	3.02	28	3.49	-	-	-	-
SHAPERS.....	22	3.62	23	4.77	-	-	12	2.56	15	3.96	-	-	-	-
TAILORS, ALL AROUND.....	66	3.35	69	4.09	60	2.67	84	3.01	41	2.93	-	-	-	-
THREAD TRIMMERS AND BASTING														
PULLERS.....	121	3.83	118	4.92	31	3.34	158	2.95	34	3.59	-	-	-	-
UNDERPRESSERS.....														

See footnotes at end of table.

**Table 6. Occupational earnings: By size of shop—Continued**(Number and average straight-time hourly earnings<sup>1</sup> of workers in selected occupations in men's and boys' suit and coat manufacturing establishments, by size of shop, United States and selected regions, April 1976)

Occupation	Border States <sup>3</sup>				Southeast				Great Lakes <sup>3</sup>			
	5-249 workers		250-499 workers		5-249 workers		250-499 workers		500 workers or more	5-249 workers		
	Number of workers	Average hourly earnings	Number of workers	Average hourly earnings	Number of workers	Average hourly earnings	Number of workers	Average hourly earnings	Number of workers	Average hourly earnings	Number of workers	Average hourly earnings
<b>SELECTED PRODUCTION OCCUPATIONS--</b>												
<b>CONTINUED</b>												
<b>TROUSER FABRICATION</b>												
INSPECTORS, FINAL.....	8	\$3.56	18	\$3.91	-	-	44	\$2.95	-	-	-	-
PRESSERS, FINISH.....	11	5.37	-	-	-	-	22	3.21	-	-	-	-
SEWERS, HAND.....	28	4.14	-	-	-	-	-	-	-	-	-	-
SEWING-MACHINE OPERATORS <sup>2</sup> .....	249	3.63	428	3.80	-	-	700	2.91	-	-	57	\$2.73
ATTACH FLY.....	10	3.95	16	3.84	-	-	23	2.92	-	-	-	-
ATTACH WAISTBAND.....	7	3.76	16	4.31	-	-	32	2.83	-	-	-	-
ATTACH ZIPPERS.....	6	4.34	-	-	-	-	14	3.07	-	-	-	-
BARTACKING.....	7	3.82	19	3.98	-	-	67	3.00	-	-	-	-
JOIN SEAMS.....	19	3.27	58	3.96	-	-	36	2.91	-	-	-	-
MAKE POCKETS.....	32	3.72	-	-	-	-	24	2.90	-	-	-	-
SERGING.....	13	3.50	-	-	-	-	50	2.88	-	-	-	-
SEW ON WAISTBAND LINING.....	-	-	12	3.75	-	-	-	-	-	-	-	-
STITCH POCKETS.....	15	4.07	31	3.97	-	-	27	2.87	-	-	-	-
THREAD TRIMMERS AND BASTING PULLERS.....	-	-	-	-	-	-	20	2.65	-	-	-	-
UNDERPRESSERS.....	16	3.93	-	-	-	-	61	3.15	-	-	-	-
<b>MISCELLANEOUS</b>												
ADJUSTERS (REPAIRERS).....	8	5.26	18	5.05	26	\$4.57	67	4.74	30	\$3.98	-	-
JANITORS.....	30	2.86	30	3.35	30	2.84	51	2.93	56	2.93	11	2.85
PACKERS.....	6	3.25	-	-	9	2.83	32	3.12	-	-	-	-
STOCK CLERKS, GARMENTS.....	-	-	-	-	-	-	75	3.05	-	-	-	-
STOCK CLERKS, PIECE GOODS.....	11	4.44	-	-	-	-	22	3.09	7	2.98	-	-
WORK DISTRIBUTORS.....	27	3.27	9	3.50	75	2.93	124	2.68	110	2.96	-	-

<sup>1</sup> Excludes premium pay for overtime and for work on weekends, holidays, and late shifts.<sup>2</sup> Includes data for regions in addition to those shown separately.

Lakes (250 to 499 and 500 workers or more).

<sup>4</sup> Includes sewing machine operators in addition to those shown separately.

**Table 7. Occupational earnings: By labor-management contract coverage**

(Number and average straight-time hourly earnings<sup>1</sup> of workers in selected production occupations in men's and boys' suit and coat manufacturing establishments, by labor-management contract coverage, United States and selected regions, April 1973)

Occupation	United States <sup>2</sup>				New England		Middle Atlantic		Border States				Southeast			Great Lakes		Pacific		
	Majority of workers covered		None or minority of workers covered		Majority of workers covered		Majority of workers covered		Majority of workers covered		None or minority of workers covered		Majority of workers covered		None or minority of workers covered		Majority of workers covered		Majority of workers covered	
	Number of workers	Average hourly earnings	Number of workers	Average hourly earnings	Number of workers	Average hourly earnings	Number of workers	Average hourly earnings	Number of workers	Average hourly earnings	Number of workers	Average hourly earnings	Number of workers	Average hourly earnings	Number of workers	Average hourly earnings	Number of workers	Average hourly earnings	Number of workers	Average hourly earnings
	Establishments with—																			
ALL PRODUCTION WORKERS.....	51,694	\$4.18	12,411	\$3.08	2,848	\$4.19	29,208	\$4.27	6,522	\$4.27	1,490	\$2.86	3,318	\$3.46	8,125	\$3.09	6,941	\$4.17	1,568	\$4.31
<b>SELECTED PRODUCTION OCCUPATIONS</b>																				
<b>CUTTING</b>																				
CUTTERS, CLOTH.....	794	5.95	150	3.96	41	5.59	385	6.49	222	5.42	19	4.02	43	5.07	103	3.96	24	5.35	-	-
CUTTERS, LINING.....	331	5.51	58	3.65	20	5.08	178	5.97	38	5.59	-	-	8	4.34	42	3.37	61	4.73	-	-
CUTTERS AND MARKERS, CLOTH.....	761	6.06	66	3.38	29	5.86	448	6.58	106	5.31	21	3.21	-	-	-	-	-	-	8	5.29
MARKERS.....	282	5.45	82	3.81	-	-	95	6.00	119	5.13	-	-	27	5.39	62	3.69	-	-	-	-
SPREADERS.....	277	4.63	104	3.58	38	4.35	85	5.12	-	-	22	2.86	31	4.38	70	3.69	33	3.77	-	-
<b>COAT FABRICATION</b>																				
BASTERS, HAND.....	642	4.44	44	3.13	-	-	409	4.59	-	-	-	-	-	-	-	-	52	4.56	-	-
BUTTON SEWERS, HAND.....	188	4.21	7	2.35	6	4.03	98	3.98	20	4.34	-	-	-	-	-	-	-	-	-	-
BUTTONHOLE MAKERS, HAND.....	268	4.11	-	-	-	-	160	4.02	25	4.78	-	-	-	-	-	-	-	-	-	-
COLLAR SETTERS, HAND.....	145	4.57	-	-	-	-	90	4.59	24	4.45	-	-	-	-	-	-	-	-	-	-
FINISHERS, HAND.....	1,957	3.95	93	2.73	97	3.82	1,243	3.83	193	3.98	-	-	-	-	23	2.96	-	-	-	-
FITTERS.....	495	4.67	23	3.26	15	3.23	310	5.00	87	4.49	-	-	-	-	-	-	-	-	-	-
INSPECTORS, FINAL.....	866	3.76	180	2.82	42	3.72	604	3.76	78	4.31	23	2.61	81	3.34	135	2.82	-	-	-	-
PAIRERS AND TURNERS.....	660	3.81	90	2.80	26	4.04	498	3.77	36	4.34	-	-	32	2.98	51	2.72	-	-	-	-
PRESSERS, FINISH, HAND.....	666	5.06	68	3.25	-	-	440	5.33	65	4.63	-	-	-	-	-	-	-	-	-	-
PRESSERS, FINISH, MACHINE.....	2,271	5.05	583	4.02	126	5.69	1,391	5.27	248	5.12	-	-	221	3.79	432	4.19	201	4.74	-	-
SEWING-MACHINE OPERATORS <sup>3</sup> .....	18,200	4.13	4,686	2.93	1,020	4.16	11,206	4.25	2,035	4.13	640	2.72	1,308	3.26	3,190	2.93	1,682	4.20	438	4.24
BASTERS.....	2,257	4.47	394	3.15	74	4.29	1,387	4.65	275	4.37	50	2.82	88	3.21	293	3.12	319	4.32	-	-
BUTTON SEWING.....	414	3.89	99	2.99	31	3.69	250	4.00	32	4.22	10	2.55	44	3.02	70	3.03	42	4.04	7	4.46
BUTTONHOLE MAKING.....	334	4.15	59	2.98	25	3.73	211	4.35	26	4.08	10	2.77	32	3.14	34	3.04	-	-	-	-
COLLAR PREPARING, EXCEPT PIECING OR PADDING.....	345	3.98	94	2.79	19	4.21	215	4.01	37	4.46	16	2.88	30	3.33	62	2.71	15	3.70	-	-
COLLAR SETTING.....	568	4.26	157	3.12	25	4.21	358	4.40	77	4.24	19	3.11	46	3.29	112	3.10	-	-	-	-
FACING TACKING.....	192	4.24	48	2.96	10	4.57	111	4.35	27	4.05	-	-	13	3.46	39	2.91	13	4.41	-	-
PELL BODY LINING, BOTTOM AND SIDE.....	579	4.21	109	3.10	29	4.25	379	4.20	111	4.23	-	-	18	3.61	72	3.26	26	4.68	9	4.09
JOIN SHOULDER, CLOTH.....	332	4.06	73	2.93	17	4.06	216	4.14	43	4.20	14	2.76	21	3.27	53	2.96	24	3.66	-	-
JOIN SIDE SEAMS.....	557	3.91	131	2.83	27	3.83	308	4.12	66	4.43	22	2.62	93	2.94	81	2.88	42	3.69	13	4.62
JOIN UNDERCOLLAR, JOIN SLEEVE LINING, OR PIECE POCKETS.....	855	4.06	243	2.93	52	4.51	542	4.06	112	4.07	34	2.90	60	3.37	182	2.94	55	4.25	-	-
LINING MAKER, BODY.....	795	4.08	171	2.90	37	4.30	542	4.16	87	4.29	24	2.94	-	-	103	2.71	-	-	16	3.81
PAD COLLAR AND LAPELS.....	249	4.14	34	3.05	9	3.69	165	4.34	34	3.91	-	-	-	-	16	3.16	14	4.67	-	-
POCKET SETTING AND TACKING.....	1,535	4.21	309	2.89	69	4.35	1,007	4.37	168	4.14	43	2.83	92	3.00	207	2.79	118	4.27	38	3.97
SEW DARTS, CLOTH.....	451	4.06	91	2.84	14	4.66	284	4.21	52	4.10	20	2.76	26	3.27	49	2.70	61	3.78	-	-
SEW EDGE TAPE.....	482	4.30	69	3.18	20	3.94	294	4.45	70	4.26	-	-	30	3.81	42	3.16	40	4.37	15	4.05
SEW IN SLEEVE.....	841	4.44	141	3.28	37	4.71	499	4.74	120	4.00	18	2.87	76	3.53	100	3.31	68	4.31	-	-
SLEEVE MAKING, CLOTH.....	775	4.09	109	2.99	33	4.31	455	4.19	118	4.01	18	2.61	28	2.88	68	2.88	96	4.17	31	4.04
TAPE ARMHOLES.....	309	4.09	82	3.01	12	4.75	211	4.00	39	4.51	15	2.77	-	-	44	3.00	-	-	-	-
SHAPERS.....	373	4.55	47	3.20	17	4.60	236	4.75	32	4.88	15	2.77	-	-	26	3.35	39	4.18	20	4.16
TAILORS, ALL AROUND.....	341	4.36	28	4.16	8	4.50	201	4.37	38	4.28	-	-	-	-	-	-	70	4.35	-	-
THREAD TRIMMERS AND BASTING PULLERS.....	1,298	3.66	193	2.83	40	3.84	851	3.55	151	4.05	-	-	43	3.16	142	2.80	130	4.12	-	-
UNDERPRESSERS.....	2,014	4.52	247	3.11	114	4.44	1,222	4.60	217	4.60	25	2.46	-	-	171	2.97	328	4.62	-	-

See footnotes at end of table.

**Table 7. Occupational earnings: By labor-management contract coverage—Continued**

(Number and average straight-time hourly earnings<sup>1</sup> of workers in selected production occupations in men's and boys' suit and coat manufacturing establishments, by labor-management contract coverage, United States and selected regions, April 1973)

Occupation	United States <sup>2</sup>				New England		Middle Atlantic		Border States				Southeast		Great Lakes		Pacific	
	Majority of workers covered		None or minority of workers covered		Majority of workers covered		Majority of workers covered		Majority of workers covered		None or minority of workers covered		Majority of workers covered		None or minority of workers covered		Majority of workers covered	
	Number of workers	Average hourly earnings	Number of workers	Average hourly earnings	Number of workers	Average hourly earnings	Number of workers	Average hourly earnings	Number of workers	Average hourly earnings	Number of workers	Average hourly earnings	Number of workers	Average hourly earnings	Number of workers	Average hourly earnings	Number of workers	Average hourly earnings
	Establishments with—																	
<b>SELECTED PRODUCTION OCCUPATIONS--</b>																		
<b>CONTINUED</b>																		
<b>TROUSER FABRICATION</b>																		
INSPECTORS, FINAL.....	204	\$3.94	70	\$2.77	12	\$3.55	113	\$3.94	21	\$4.40	-	-	-	-	41	\$2.77	22	\$4.48
PRESSERS, FINISH.....	258	4.89	74	3.56	16	5.08	114	5.08	23	5.20	-	-	27	\$3.50	49	3.56	48	5.16
SEWERS, HAND.....	164	4.24	-	-	-	-	61	3.82	28	4.14	-	-	-	-	-	-	-	-
SEWING-MACHINE OPERATORS.....	4,259	3.97	1,275	2.98	183	4.40	1,938	4.13	669	3.77	-	-	384	3.14	804	2.88	660	4.22
ATTACH FLY.....	190	4.07	54	2.89	12	4.10	96	4.15	25	3.96	-	-	12	3.73	35	2.96	19	4.45
ATTACH WAISTBAND.....	206	4.06	68	2.83	9	4.18	105	4.09	21	4.27	-	-	22	3.41	46	2.80	28	4.73
ATTACH ZIPPERS.....	70	4.48	19	3.44	-	-	34	4.90	8	4.01	-	-	-	-	11	3.28	7	4.39
BARTACKING.....	324	3.93	61	3.03	9	4.26	109	3.99	31	3.95	-	-	-	-	37	2.82	99	4.28
JOIN SEAMS.....	452	4.05	122	3.22	16	5.37	217	4.22	63	3.73	-	-	-	-	79	2.96	72	4.34
MAKE POCKETS.....	524	4.03	108	3.36	19	4.71	323	4.16	107	3.79	-	-	-	-	61	3.16	-	-
PIECING FLIES.....	104	4.40	31	3.19	-	-	61	4.44	12	4.00	-	-	-	-	-	-	17	5.07
PIECING POCKETS.....	248	3.73	52	3.04	-	-	77	3.80	-	-	-	-	-	-	33	2.88	32	4.53
SERGING.....	284	3.69	69	2.91	-	-	123	3.82	42	3.66	-	-	38	2.95	48	2.78	51	3.84
SEW ON WAISTBAND LINING.....	125	4.54	37	3.07	-	-	72	4.58	14	3.89	-	-	-	-	26	2.70	-	-
STITCH POCKETS.....	268	3.92	46	3.26	-	-	149	3.93	39	4.01	-	-	-	-	32	2.99	38	3.90
<b>THREAD TRIMMERS AND BASTING</b>																		
PULLERS.....	182	3.60	40	2.95	-	-	81	3.71	-	-	-	-	-	-	33	2.85	-	-
UNDERPRESSERS.....	467	4.33	121	3.26	20	4.56	236	4.49	73	4.18	-	-	-	-	110	3.20	95	4.26
<b>MISCELLANEOUS</b>																		
ADJUSTERS (REPAIRERS).....	240	5.26	128	4.22	7	6.79	121	5.19	28	5.06	-	-	27	5.43	96	4.26	43	5.59
JANITORS.....	365	3.39	151	2.70	21	2.98	180	3.44	54	3.29	11	\$2.53	34	3.37	103	2.76	61	3.56
PACKERS.....	177	3.79	78	3.31	14	3.14	111	3.88	14	3.32	-	-	-	-	56	3.50	-	-
STOCK CLERKS, GARMENTS.....	209	3.90	106	3.31	-	-	103	4.16	-	-	-	-	-	-	82	3.35	32	4.19
STOCK CLERKS, PIECE GOODS.....	145	4.02	31	3.21	-	-	115	4.10	12	4.40	-	-	-	-	21	3.10	-	-
WORK DISTRIBUTORS.....	699	3.44	293	2.77	54	3.26	374	3.32	23	3.93	15	2.49	68	3.01	241	2.79	143	4.01

<sup>1</sup> Excludes premium pay for overtime and for work on weekends, holidays, and late shifts.  
<sup>2</sup> Includes data for regions in addition to those shown separately.

<sup>3</sup> Includes sewing machine operators in addition to those shown separately.  
 NOTE: Dashes indicate no data reported or data that do not meet publication criteria.

**Table 8. Occupational earnings: Atlantic City and Vineland-Milville-Bridgeton,<sup>1</sup> N.J.—All shops**

(Number and average straight-time hourly earnings<sup>2</sup> of workers in selected occupations in men's and boys' suit and coat manufacturing establishments, April 1976)

Occupation and sex	Number of workers	Average hourly earnings <sup>2</sup>	Number of workers receiving straight-time hourly earnings (in dollars) of—																									
			2.30 and under 2.40	2.40-2.50	2.50-2.60	2.60-2.70	2.70-2.80	2.80-2.90	2.90-3.00	3.00-3.20	3.20-3.40	3.40-3.60	3.60-3.80	3.80-4.00	4.00-4.20	4.20-4.40	4.40-4.60	4.60-4.80	4.80-5.00	5.00-5.20	5.20-5.40	5.40-5.60	5.60-5.80	5.80-6.00	6.00-6.40	6.40-6.80	6.80-7.20	7.20 and over
ALL PRODUCTION WORKERS.....	2,308	\$3.91	231	53	184	56	124	39	35	143	121	169	146	112	108	101	73	82	71	75	52	42	51	44	45	29	29	93
MEN.....	637	4.84	34	5	31	16	19	4	5	28	14	41	26	18	25	24	18	19	25	32	22	18	22	34	28	21	21	387
WOMEN.....	1,671	3.55	197	48	153	40	105	35	30	115	107	128	120	94	83	77	55	63	46	43	30	24	29	10	17	8	8	6
<b>SELECTED PRODUCTION OCCUPATIONS</b>																												
<b>  CUTTING<sup>4</sup></b>																												
CUTTERS, CLOTH.....	13	6.43	-	-	-	-	-	-	-	-	-	-	-	-	-	-	-	-	-	-	-	-	-	-	-	-	-	-
TIME.....	8	5.66	-	-	-	-	-	-	-	-	-	-	-	-	-	-	-	-	-	-	-	-	-	-	-	-	-	-
CUTTERS, LINING.....	11	6.40	-	-	-	-	-	-	-	-	-	-	-	-	-	-	-	-	-	-	-	-	-	-	-	-	-	-
TIME.....	7	5.47	-	-	-	-	-	-	-	-	-	-	-	-	-	-	-	-	-	-	-	-	-	-	-	-	-	-
<b>  COAT FABRICATION</b>																												
BASTERS, HAND.....	17	3.57	-	-	1	2	-	-	-	4	1	1	3	-	1	-	3	-	-	-	-	-	-	-	-	-	-	-
INCENTIVE.....	11	3.93	-	-	1	-	-	-	-	-	1	1	3	-	1	-	3	-	-	-	-	-	-	-	-	-	-	-
WOMEN.....	12	3.36	-	-	1	2	-	-	-	2	1	1	3	-	1	-	1	-	-	-	-	-	-	-	-	-	-	-
INCENTIVE.....	8	3.61	-	-	1	-	-	-	-	-	1	1	3	-	1	-	1	-	-	-	-	-	-	-	-	-	-	-
FINISHERS, HAND <sup>2</sup> .....	95	3.32	13	4	9	5	3	4	7	14	8	8	-	1	3	1	2	2	4	2	1	1	1	-	1	-	1	1
TIME.....	28	3.98	2	-	2	-	2	-	1	1	1	4	3	-	2	-	2	-	-	2	3	1	-	3	-	-	-	-
WOMEN.....	14	3.54	1	-	1	-	2	-	1	1	1	3	2	-	2	-	-	-	-	2	-	-	-	-	-	-	-	-
INCENTIVE.....	21	3.51	2	-	2	-	2	-	1	1	1	4	3	-	2	-	-	-	-	1	1	-	1	-	-	-	-	-
TIME.....	12	3.28	1	-	1	-	2	-	1	-	3	2	-	2	-	-	-	-	-	-	-	-	-	-	-	-	-	-
INCENTIVE.....	9	3.81	1	-	1	-	-	-	1	-	1	1	-	-	-	-	-	-	-	-	-	-	-	-	-	-	-	-
INSPECTORS, FINAL.....	86	3.21	-	2	20	6	6	1	2	8	10	9	7	6	4	2	1	2	2	1	1	1	-	-	-	-	-	-
TIME.....	56	3.25	-	2	16	2	2	1	-	4	4	9	5	4	2	-	1	-	-	2	2	2	-	-	-	-	-	-
MEN.....	15	4.16	-	-	-	-	-	-	-	-	-	2	2	4	2	-	1	-	-	2	2	-	-	-	-	-	-	-
TIME.....	13	4.20	-	-	-	-	-	-	-	-	2	2	2	2	2	-	1	-	-	2	2	-	-	-	-	-	-	-
WOMEN.....	71	3.00	-	2	20	6	6	1	2	8	10	7	5	2	2	-	-	-	-	-	-	-	-	-	-	-	-	-
INCENTIVE.....	43	2.97	-	2	16	2	2	1	-	4	4	7	3	2	-	-	-	-	-	-	-	-	-	-	-	-	-	-
PAIRERS AND TURNERS.....	24	3.17	1	2	8	-	-	2	-	1	1	1	4	-	-	1	2	1	-	-	-	-	-	-	-	-	-	-
INCENTIVE.....	19	3.16	1	2	6	-	-	2	-	1	1	1	1	-	-	1	2	1	-	-	-	-	-	-	-	-	-	-
WOMEN.....	22	3.22	1	2	6	-	-	2	-	1	1	1	4	-	-	1	2	1	-	-	-	-	-	-	-	-	-	-
INCENTIVE.....	17	3.22	1	2	4	-	-	2	-	1	1	1	1	-	-	1	2	1	-	-	-	-	-	-	-	-	-	-
PRESSERS, FINISH, HAND <sup>4</sup> .....	24	6.83	-	-	-	-	-	-	-	-	-	-	-	-	1	-	-	-	-	2	-	-	-	1	1	4	4	1
INCENTIVE.....	20	7.08	-	-	-	-	-	-	-	-	-	-	-	-	1	-	-	-	-	-	-	-	-	1	1	4	4	1
PRESSERS, FINISH, MACHINE.....	111	5.79	-	-	-	-	-	-	-	4	20	-	-	-	-	5	1	-	9	3	7	9	6	2	4	4	4	1033
INCENTIVE.....	78	6.60	-	-	-	-	-	-	-	-	-	-	-	-	5	1	-	3	1	7	9	5	2	4	4	4	4	33
SEWING-MACHINE OPERATORS <sup>1</sup> .....	976	3.85	53	12	77	16	67	22	12	62	59	67	80	54	62	62	32	46	35	35	23	24	26	8	14	11	8	9
TIME.....	257	3.16	13	5	59	6	50	5	1	20	9	20	17	18	7	9	6	5	-	1	-	-	1	2	2	1	-	-
INCENTIVE.....	719	4.10	40	7	18	10	17	17	11	42	50	47	63	36	55	53	26	41	35	34	23	24	25	6	12	10	8	9
MEN.....	70	5.04	1	-	3	-	-	1	-	3	2	-	1	2	8	4	-	5	5	3	4	5	7	1	5	4	2	4
INCENTIVE.....	65	5.16	1	-	1	-	-	1	-	1	2	-	1	2	8	4	-	5	5	3	4	5	7	1	5	3	2	4
WOMEN.....	906	3.76	52	12	74	16	67	21	12	59	57	67	79	52	54	58	32	41	30	32	19	19	7	9	7	9	7	6
TIME.....	252	3.16	13	5	57	6	50	5	1	18	9	20	17	18	7	9	6	5	-	1	-	-	1	2	2	-	-	-
INCENTIVE.....	654	4.00	39	7	17	10	17	16	11	41	48	47	62	34	47	49	26	36	30	31	19	19	18	5	7	7	6	5

See footnotes at end of table.

**Table 8. Occupational earnings: Atlantic City and Vineland- Millville-Bridgeton,<sup>1</sup> N.J.—All shops—Continued**

(Number and average straight-time hourly earnings<sup>2</sup> of workers in selected occupations in men's and boys' suit and coat manufacturing establishments, April 1976)

Occupation and sex	Number of workers	Average hourly earnings <sup>2</sup>	Number of workers receiving straight-time hourly earnings (in dollars) of—																										
			2.30 and under 2.40	2.40 — 2.50	2.50 — 2.60	2.60 — 2.70	2.70 — 2.80	2.80 — 2.90	2.90 — 3.00	3.00 — 3.20	3.20 — 3.40	3.40 — 3.60	3.60 — 3.80	3.80 — 4.00	4.00 — 4.20	4.20 — 4.40	4.40 — 4.60	4.60 — 4.80	4.80 — 5.00	5.00 — 5.20	5.20 — 5.40	5.40 — 5.60	5.60 — 5.80	5.80 — 6.00	6.00 — 6.40	6.40 — 6.80	6.80 — 7.20	7.20 and over	
<b>SELECTED PRODUCTION OCCUPATIONS--</b>																													
<b>CONTINUED</b>																													
<b>COAT FABRICATION--CONTINUED</b>																													
<b>SEWING-MACHINE OPERATORS--CONTINUED</b>																													
BASTERS.....	109	\$4.54	-	-	9	-	4	-	1	4	7	5	4	4	4	6	7	12	4	6	4	2	10	-	5	6	2	3	
INCENTIVE.....	91	4.70	-	-	3	-	4	-	1	4	5	3	4	3	4	5	5	10	4	6	4	2	10	-	3	6	2	3	
MEN.....	13	5.24	-	-	-	-	-	-	-	-	1	-	-	-	-	-	-	4	1	-	1	-	3	-	2	1	-		
WOMEN.....	96	4.45	-	-	9	-	4	-	1	4	6	5	4	4	6	7	8	3	6	3	6	3	2	7	-	3	5	2	3
INCENTIVE.....	78	4.61	-	-	3	-	4	-	1	4	4	3	4	3	4	5	5	6	3	6	3	2	7	-	1	5	2	3	
TIME.....	26	3.54	-	-	4	-	2	-	-	4	3	2	5	-	2	-	1	-	2	-	1	-	-	-	-	-	-	-	
WOMEN.....	11	3.08	-	-	2	-	2	-	-	4	2	-	-	-	-	-	1	-	-	-	-	-	-	-	-	-	-	-	
INCENTIVE.....	15	3.88	-	-	2	-	-	-	-	1	2	5	-	-	2	-	-	-	2	-	1	-	-	-	-	-	-	-	
WOMEN.....	24	3.58	-	-	4	-	2	-	-	2	3	2	5	-	2	-	1	-	2	-	-	-	1	-	-	-	-	-	
INCENTIVE.....	15	3.88	-	-	2	-	-	-	-	1	2	5	-	-	2	-	-	-	2	-	1	-	-	-	-	-	-	-	
BUTTONHOLE MAKING.....	12	4.09	1	-	-	-	-	-	-	1	-	1	3	1	-	-	1	1	1	2	-	-	1	-	-	-	-	-	
INCENTIVE.....	7	3.96	1	-	-	-	-	-	-	1	-	2	-	-	-	-	-	-	1	2	-	-	-	-	-	-	-	-	
COLLAR PREPARING, EXCEPT PIECING OR PADDING.....	18	3.72	1	-	1	-	5	-	-	-	1	2	1	-	-	-	-	3	1	2	1	-	-	-	-	-	-	-	
INCENTIVE.....	13	4.03	1	-	1	-	1	-	-	-	1	2	-	-	-	-	-	3	1	2	1	-	-	-	-	-	-	-	
WOMEN.....	17	3.65	1	-	1	-	5	-	-	-	1	2	1	-	-	-	-	3	-	2	1	-	-	-	-	-	-	-	
INCENTIVE.....	12	3.96	1	-	1	-	1	-	-	-	1	2	-	-	-	-	-	3	-	2	1	-	-	-	-	-	-	-	
COLLAR SETTING.....	36	4.16	2	-	2	1	-	1	-	-	4	1	1	4	7	-	6	3	-	-	-	1	2	-	1	-	-	-	
INCENTIVE.....	24	4.32	-	-	1	1	-	1	-	-	3	-	-	2	5	-	6	3	-	-	-	1	2	-	1	-	-	-	
WOMEN.....	31	4.09	2	-	2	1	-	-	-	-	4	1	1	3	7	-	5	2	-	-	-	1	2	-	1	-	-	-	
INCENTIVE.....	19	4.23	-	-	1	1	-	-	-	-	3	-	-	1	5	-	5	2	-	-	-	1	2	-	1	-	-	-	
FACING TACKLING.....	11	4.24	1	-	1	-	-	-	-	-	-	2	2	3	-	-	-	-	-	-	-	-	-	-	-	-	2	-	
FELL BODY LINING, BOTTOM AND SIDE.....	23	3.45	-	-	2	-	6	2	-	-	3	2	1	-	4	-	-	-	3	-	-	-	-	-	-	-	-	-	
INCENTIVE.....	10	4.16	-	-	-	-	-	-	-	2	1	-	-	4	-	-	-	-	3	-	-	-	-	-	-	-	-	-	
JOIN SHOULDER, CLOTH.....	14	3.36	2	-	4	-	-	-	-	2	-	1	1	1	-	1	-	2	-	-	-	-	-	-	-	-	-	-	
INCENTIVE.....	6	3.76	2	-	-	-	-	-	-	-	-	1	-	-	-	1	-	2	-	-	-	-	-	-	-	-	-	-	
WOMEN.....	13	3.34	2	-	4	-	-	-	-	2	-	-	1	1	-	1	-	2	-	-	-	-	-	-	-	-	-	-	
JOIN SIDE SEAMS.....	18	3.72	1	-	-	-	4	-	-	1	2	-	1	4	2	-	-	-	2	-	-	-	1	-	-	-	-	-	
INCENTIVE.....	15	3.84	1	-	-	-	2	-	-	1	2	-	1	3	-	2	-	-	2	-	-	1	-	-	-	-	-	-	
JOIN UNDERCOLLAR, JOIN SLEEVE LINING, OR PIECE POCKETS.....	35	4.02	4	-	1	-	1	-	-	2	-	5	4	3	-	1	1	5	-	-	4	2	2	-	-	-	-	-	
INCENTIVE.....	32	4.05	4	-	1	-	1	-	-	2	-	4	3	2	-	1	1	5	-	-	4	2	2	-	-	-	-	-	
LINING MAKER, BODY.....	46	3.31	1	1	6	1	14	2	-	4	1	2	2	4	2	-	1	-	1	-	-	2	2	-	2	-	-	-	
INCENTIVE.....	28	3.72	1	1	-	1	2	-	-	4	1	2	2	4	2	-	1	-	1	-	2	-	2	-	-	-	-	-	
PAD COLLAR AND LAPELS.....	12	4.28	-	-	-	-	-	-	-	-	1	2	-	1	2	-	4	-	-	-	1	-	1	-	-	-	-	-	
INCENTIVE.....	10	4.44	-	-	-	-	-	-	-	-	1	-	-	1	2	-	4	-	-	-	1	-	1	-	-	-	-	-	
POCKET SETTING AND TACKLING.....	115	3.77	4	1	3	2	16	3	2	8	9	5	14	8	4	11	1	4	4	2	4	4	2	1	2	1	-	-	
INCENTIVE.....	37	3.04	-	-	3	2	16	1	-	6	-	2	2	3	-	2	-	-	-	-	4	4	2	-	-	-	-	-	
TIME.....	78	4.12	4	1	-	-	2	2	2	9	3	12	5	4	9	1	4	4	2	4	4	2	1	2	1	-	-		
WOMEN.....	104	3.63	4	1	3	2	16	3	2	8	8	5	14	8	3	9	1	4	4	1	3	3	-	-	2	-	-		
INCENTIVE.....	37	3.04	-	-	3	2	16	1	-	6	-	2	3	-	2	-	-	-	-	-	-	-	-	-	-	-	-	-	
TIME.....	67	3.96	4	1	-	-	2	2	2	2	8	3	12	5	3	7	1	4	4	1	3	3	-	-	2	-	-		

See footnotes at end of table.

**Table 8. Occupational earnings: Atlantic City and Vineland-Millville-Bridgeton<sup>1</sup>, N.J.-All shops—Continued**

(Number and average straight-time hourly earnings<sup>2</sup> of workers in selected occupations in men's and boys' suit and coat manufacturing establishments, April 1976)

Occupation and sex	Number of workers	Average hourly earnings <sup>3</sup>	Number of workers receiving straight-time hourly earnings (in dollars) of—																									
			2.30 and under 2.40	2.40-2.50	2.50-2.60	2.60-2.70	2.70-2.80	2.80-2.90	2.90-3.00	3.00-3.20	3.20-3.40	3.40-3.60	3.60-3.80	3.80-4.00	4.00-4.20	4.20-4.40	4.40-4.60	4.60-4.80	4.80-5.00	5.00-5.20	5.20-5.40	5.40-5.60	5.60-5.80	5.80-6.00	6.00-6.40	6.40-6.80	6.80-7.20	7.20 and over
<b>SELECTED PRODUCTION OCCUPATIONS--CONTINUED</b>																												
<b>COAT FABRICATION--CONTINUED</b>																												
<b>SEWING-MACHINE OPERATORS--CONTINUED</b>																												
SEW DARTS, CLOTH.....	25	\$3.24	2	-	2	2	7	-	-	1	2	3	-	4	-	-	-	-	-	-	1	-	-	-	-	-	-	-
INCENTIVE.....	13	3.51	2	-	2	1	-	-	-	-	2	-	-	4	-	-	-	-	-	-	1	-	-	-	-	-	-	
SEW EDGE TAPE.....	22	4.01	1	1	2	-	-	-	-	-	-	1	3	1	2	4	2	-	2	1	2	-	-	-	-	-	-	
INCENTIVE.....	19	4.11	1	1	-	-	-	-	-	-	-	1	3	1	2	4	2	-	2	2	-	-	-	-	-	-	-	
WOMEN.....	17	3.93	-	1	2	-	-	-	-	-	-	1	3	1	2	2	2	-	2	1	-	-	-	-	-	-	-	
SEW IN SLEEVE.....	38	5.21	-	-	-	1	-	-	-	4	-	-	-	1	6	1	-	2	3	5	2	2	3	2	2	1	126	
WOMEN.....	13	6.10	-	-	-	-	-	-	-	-	-	-	-	3	-	-	-	1	2	2	1	1	1	1	1	4		
SLEEVE MAKING, CLOTH.....	34	3.34	4	-	5	-	-	2	1	4	3	-	6	-	1	2	-	3	-	-	-	-	-	-	-	-	-	
INCENTIVE.....	23	3.60	3	-	-	-	-	2	1	3	3	-	5	-	1	2	-	3	-	-	-	-	-	-	-	-	-	
WOMEN.....	32	3.39	4	-	3	-	-	2	1	6	3	-	6	-	1	2	-	3	-	-	-	-	-	-	-	-	-	
INCENTIVE.....	23	3.60	3	-	-	-	-	2	-	3	3	-	5	-	1	2	-	3	-	-	-	-	-	-	-	-	-	
TAPE ARMHOLES.....	15	3.65	1	-	-	2	-	-	-	1	-	4	2	-	1	3	-	-	-	-	1	-	-	-	-	-	-	
INCENTIVE.....	11	3.77	1	-	-	-	-	-	-	1	-	4	1	-	1	2	-	-	-	-	1	-	-	-	-	-	-	
SHAPERS.....	28	4.27	-	-	5	-	-	-	-	1	1	1	1	3	2	-	1	1	4	-	2	3	-	2	-	1	-	
TIME.....	12	4.13	-	-	2	-	-	-	-	1	-	1	1	1	2	-	-	1	1	-	2	-	-	-	-	-	-	
INCENTIVE.....	16	4.38	-	-	-	-	-	-	-	-	1	-	-	2	-	-	1	1	4	-	3	-	-	-	-	1	-	
NEW.....	11	5.07	-	-	-	-	-	-	-	-	-	-	-	2	-	1	1	2	-	2	-	3	-	2	-	1	-	
WOMEN.....	17	3.76	-	-	5	-	-	-	-	1	1	1	1	3	-	-	-	2	-	2	-	3	-	-	-	-	-	
TIME.....	6	3.17	-	-	2	-	-	-	-	1	-	1	1	-	-	-	-	-	-	-	-	-	-	-	-	-	-	
INCENTIVE.....	11	4.07	-	-	3	-	-	-	-	-	1	-	-	2	-	-	-	2	-	-	3	-	-	-	-	-	-	
THREAD TRIMMERS AND BASTING																												
PULLERS.....	66	3.41	10	3	1	1	3	-	4	7	5	11	3	4	5	-	2	2	-	2	-	-	2	1	-	-	-	
INCENTIVE.....	61	3.40	10	3	1	1	3	-	4	7	5	7	2	4	5	-	2	2	-	2	-	-	2	1	-	-	-	
UNDERPRESSERS.....	121	3.96	13	1	7	1	14	-	-	16	2	7	4	5	2	5	5	5	2	10	2	2	4	1	4	3	3	
INCENTIVE.....	79	4.51	9	1	3	1	-	-	-	3	2	4	2	3	2	5	5	5	2	10	2	2	4	1	4	3	3	
<b>MISCELLANEOUS</b>																												
WORK DISTRIBUTORS <sup>1,3</sup> .....	54	2.88	9	5	13	9	3	-	-	1	1	3	3	-	3	1	3	-	-	-	-	-	-	-	-	-	-	
NEW.....	44	2.96	3	4	11	9	3	-	-	1	-	3	3	-	3	1	3	-	-	-	-	-	-	-	-	-	-	

<sup>1</sup> The Atlantic City and Vineland-Millville-Bridgeton Standard Metropolitan Statistical Areas consist of Atlantic and Cumberland Counties.

<sup>2</sup> Excludes premium pay for overtime and for work on weekends, holidays, and late shifts. These surveys, based on a representative sample of establishments, are designed to measure the level of occupational earnings at a particular time. Thus, comparisons made with previous studies may not reflect expected wage movements because of change in the sample composition, and shifts in employment among establishments with different pay levels. Such shifts, for example, could decrease an occupational average, even though most establishments increased wages between periods being compared. Approximately 66 percent of the production workers covered by the survey are incentive-rated.

<sup>3</sup> Workers were distributed as follows: 26 at \$7.20 to \$7.60; 30 at \$7.60 to \$8; 14 at \$8 to \$8.40; 8 at \$8.40 to \$8.80; 1 at \$8.80 to \$9.20; 2 at \$9.20 to \$9.60; and 6 at \$9.60 and over.

<sup>4</sup> All or virtually all workers are men.

<sup>5</sup> Workers were distributed as follows: 1 at \$7.20 to \$7.60; 2 at \$7.60 to \$8; and 1 at \$8 to \$8.40.

<sup>6</sup> Workers were distributed as follows: 2 at \$7.60 to \$8 and 2 at \$8 to \$8.40.

<sup>7</sup> All or virtually all workers are women.

<sup>8</sup> All or virtually all workers are incentive-rated.

<sup>9</sup> Workers were distributed as follows: 1 at \$7.20 to \$7.60; 4 at \$7.60 to \$8; and 5 at \$8 to \$8.40.

<sup>10</sup> Workers were distributed as follows: 10 at \$7.20 to \$7.60; 15 at \$7.60 to \$8; 1 at \$8 to \$8.40; 4 at \$8.40 to \$8.80; 1 at \$8.80 to \$9.20; and 2 at \$9.60 and over.

<sup>11</sup> Includes data for workers in classification in addition to those shown separately.

<sup>12</sup> Workers were distributed as follows: 2 at \$7.20 to \$7.60; 2 at \$7.60 to \$8; and 2 at \$9.20 to \$9.60.

<sup>13</sup> All or virtually all workers are time-rated.

**Table 9. Occupational earnings: Baltimore, Md.<sup>1</sup>—All shops**

(Number and average straight-time hourly earnings<sup>2</sup> of workers in selected occupations in men's and boys' suit and coat manufacturing establishments, April 1976)

Occupation and sex	Number of workers	Average hourly earnings <sup>2</sup>	Number of workers receiving straight-time hourly earnings (in dollars) of—																											
			2.30 and under 2.40	2.40-2.50	2.50-2.60	2.60-2.70	2.70-2.80	2.80-3.00	3.00-3.20	3.20-3.40	3.40-3.60	3.60-3.80	3.80-4.00	4.00-4.20	4.20-4.40	4.40-4.60	4.60-4.80	4.80-5.00	5.00-5.20	5.20-5.40	5.40-5.60	5.60-5.80	5.80-6.00	6.00-6.20	6.20-6.40	6.40-6.80	6.80-7.20	7.20-7.60	7.60-8.00	
<b>ALL PRODUCTION WORKERS.....</b>	<b>2,613</b>	<b>\$4.23</b>	129	16	49	38	36	55	89	157	165	173	225	219	256	181	127	114	84	95	48	80	104	53	24	60	22	12	2	
<b>SELECTED PRODUCTION OCCUPATIONS</b>																														
<b>CUTTING</b>																														
CUTTERS, CLOTH.....	110	5.47	-	-	-	-	-	-	-	-	-	3	-	4	12	-	1	2	2	5	2	25	50	1	-	1	2	-	-	
CUTTERS, LINING.....	28	5.26	1	1	-	-	-	-	-	-	-	-	-	2	-	2	-	1	1	2	2	6	8	2	-	-	-	-	-	
TIME.....	18	5.54	-	-	-	-	-	-	-	-	-	-	-	-	-	-	-	2	-	1	1	2	2	-	8	2	-	-	-	
INCENTIVE.....	10	4.74	1	1	-	-	-	-	-	-	-	-	-	2	-	-	-	-	-	-	-	6	-	-	-	-	-	-	-	
CUTTERS AND MARKERS, CLOTH.....	71	5.06	2	1	2	1	-	1	-	-	1	2	-	1	14	-	2	-	4	1	2	11	10	10	4	2	-	-	-	
TIME.....	58	5.48	-	-	-	-	-	-	-	-	-	-	-	12	-	2	-	4	1	2	11	10	10	4	2	-	-	-	-	
MEN.....	49	5.55	-	-	1	1	-	1	-	-	-	1	-	1	-	-	1	-	4	1	2	10	10	10	4	2	-	-	-	
TIME.....	44	5.82	-	-	-	-	-	-	-	-	-	-	-	-	-	-	-	4	1	2	10	10	10	4	2	-	-	-	-	
WOMEN.....	20	3.94	2	1	1	-	-	-	-	-	1	1	-	-	12	-	1	-	-	-	1	-	-	-	-	-	-	-	-	-
MARKERS.....	44	5.12	1	-	-	-	-	-	-	-	-	-	2	-	8	4	2	4	6	2	5	-	2	-	2	5	1	-	-	
<b>COAT FABRICATION</b>																														
BASTERS, HAND.....	23	3.98	-	-	-	-	-	-	-	-	5	6	6	-	2	-	-	-	2	-	-	-	-	-	-	-	-	-	-	-
WOMEN.....	21	3.88	-	-	-	-	-	-	-	-	5	6	6	-	2	-	-	-	2	-	-	-	-	-	-	-	-	-	-	-
BUTTON SEWERS, HAND.....	6	4.26	-	-	-	-	-	-	-	-	2	1	-	1	-	-	-	-	-	-	-	2	-	-	-	-	-	-	-	-
BUTTONHOLE MAKERS, HAND.....	23	4.78	-	-	-	-	-	-	-	-	2	2	-	-	1	2	4	-	4	2	2	-	-	2	-	2	-	-	-	-
INCENTIVE.....	11	5.42	-	-	-	-	-	-	-	-	-	-	-	-	-	-	-	-	2	2	2	-	-	-	2	-	-	-	-	-
COLLAR SETTERS, HAND.....	16	4.79	-	-	-	-	-	-	-	-	-	-	-	4	2	4	-	1	-	-	-	-	3	-	-	-	-	-	-	-
INCENTIVE.....	19	4.84	-	-	-	-	-	-	-	-	-	-	-	2	-	4	-	-	-	-	-	-	1	-	-	-	-	-	-	-
FINISHERS, HAND.....	93	3.88	2	1	5	-	2	4	6	6	14	11	4	5	11	2	4	4	2	4	2	2	2	1	2	-	-	-	-	-
FITTERS.....	37	4.22	-	-	-	-	-	1	6	2	2	2	8	2	2	4	3	1	-	2	-	2	-	-	-	-	-	-	-	-
TIME.....	17	4.33	-	-	-	-	-	1	2	-	-	-	6	2	-	2	-	2	-	2	-	2	-	-	-	-	-	-	-	-
INCENTIVE.....	20	4.12	-	-	-	-	-	-	4	2	2	2	2	2	-	2	-	4	1	1	-	-	-	-	-	-	-	-	-	-
INSPECTORS, FINAL.....	26	3.83	1	-	-	-	-	1	4	2	4	2	9	1	1	-	-	-	-	1	-	-	-	-	-	-	-	-	-	-
TIME.....	11	3.89	-	-	-	-	-	-	2	3	-	6	-	-	-	-	-	-	-	-	-	-	-	-	-	-	-	-	-	-
INCENTIVE.....	15	3.78	1	-	-	-	-	1	4	1	1	2	3	1	1	-	-	-	-	1	-	-	-	-	-	-	-	-	-	-
PAIRERS AND TURNERS.....	17	4.19	-	-	-	-	-	1	1	1	1	-	4	1	3	-	1	-	2	2	-	-	-	-	-	-	-	-	-	-
INCENTIVE.....	15	4.18	-	-	-	-	-	1	1	1	1	-	4	-	2	-	1	-	2	2	-	-	-	-	-	-	-	-	-	-
PRESSERS, FINISH, HAND.....	19	5.32	-	-	-	-	-	-	-	-	-	-	-	1	7	-	2	-	-	-	2	-	2	-	-	-	-	-	-	-
INCENTIVE.....	17	5.39	-	-	-	-	-	-	-	-	-	-	-	1	7	-	-	-	-	2	-	2	-	-	-	-	-	-	-	-
PRESSERS, FINISH, MACHINE.....	84	5.20	2	-	2	-	-	1	-	2	3	5	4	4	9	8	6	2	-	2	3	5	2	-	13	5	4	2	-	
INCENTIVE.....	78	5.23	2	-	2	-	-	1	-	2	3	5	4	4	7	8	4	-	-	2	3	5	2	-	13	5	4	2	-	
SEWING-MACHINE OPERATORS.....	961	4.12	43	8	6	14	14	21	39	61	74	65	115	103	82	66	46	46	31	34	13	7	19	22	4	19	7	2	-	
TIME.....	124	3.81	-	-	-	2	5	2	8	20	9	24	17	10	9	1	3	4	-	-	-	-	-	-	-	-	-	-	-	-
INCENTIVE.....	837	4.17	43	8	6	12	9	19	31	41	65	56	91	86	72	57	45	43	27	34	13	7	19	22	4	18	7	2	-	
WOMEN:																														
TIME.....	102	3.74	-	-	-	2	5	2	8	20	9	7	20	9	8	5	1	1	4	-	-	-	-	-	-	1	-	-	-	-
BASTERS.....	154	4.39	7	2	3	-	5	3	2	4	2	10	13	14	13	14	17	8	5	8	5	3	3	4	-	7	2	-	-	
TIME.....	11	4.20	-	-	-	-	-	-	-	-	1	1	2	2	-	1	2	-	-	-	-	-	-	-	-	-	-	-	-	-
INCENTIVE.....	143	4.40	7	2	3	-	5	3	2	4	1	9	11	12	11	14	16	6	5	8	5	3	3	4	-	7	2	-	-	

See footnotes at end of table.

**Table 9. Occupational earnings: Baltimore, Md.<sup>1</sup>—All shops—Continued**

(Number and average straight-time hourly earnings<sup>2</sup> of workers in selected occupations in men's and boys' suit and coat manufacturing establishments, April 1976)

Occupation and sex	Number of workers	Average hourly earnings <sup>2</sup>	Number of workers receiving straight-time hourly earnings (in dollars) of—																												
			2.30 and under 2.40	2.40 - 2.50	2.50 - 2.60	2.60 - 2.70	2.70 - 2.80	2.80 - 3.00	3.00 - 3.20	3.20 - 3.40	3.40 - 3.60	3.60 - 3.80	3.80 - 4.00	4.00 - 4.20	4.20 - 4.40	4.40 - 4.60	4.60 - 4.80	4.80 - 5.00	5.00 - 5.20	5.20 - 5.40	5.40 - 5.60	5.60 - 5.80	5.80 - 6.00	6.00 - 6.20	6.20 - 6.40	6.40 - 6.80	6.80 - 7.20	7.20 - 7.60	7.60 - 8.00		
<b>SELECTED PRODUCTION OCCUPATIONS--</b>																															
<b>CONTINUED</b>																															
<b>COAT FABRICATION--CONTINUED</b>																															
<b>SEWING-MACHINE OPERATORS--CONTINUED</b>																															
BUTTON SEWING.....	23	\$3.93	-	-	-	-	-	3	4	-	2	8	1	-	-	-	4	-	1	-	-	-	-	-	-	-	-	-	-	-	
INCENTIVE.....	19	4.01	-	-	-	-	-	1	3	-	2	8	1	-	-	-	3	-	1	-	-	-	-	-	-	-	-	-	-	-	
BUTTONHOLE MAKING.....	19	3.79	-	-	-	-	-	1	1	-	-	3	5	-	1	-	2	-	-	-	-	-	-	-	-	-	-	-	-	-	
TIME.....	9	3.50	-	-	-	-	-	-	6	-	-	1	2	-	-	-	-	-	-	-	-	-	-	-	-	-	-	-	-	-	
INCENTIVE.....	10	4.05	-	-	-	-	-	1	1	-	-	2	3	-	1	-	2	-	-	-	-	-	-	-	-	-	-	-	-	-	
COLLAR PREPARING, EXCEPT PIECING OR PADDING.....	24	4.53	-	-	-	1	-	-	-	-	3	2	4	1	2	-	-	1	5	1	-	-	2	2	-	-	-	-	-	-	
INCENTIVE.....	22	4.59	-	-	-	1	-	-	-	-	3	2	2	1	2	-	-	1	5	1	-	-	2	2	-	-	-	-	-	-	
COLLAR SETTING.....	34	3.96	-	1	-	5	-	1	1	3	1	1	2	5	1	1	4	4	2	2	-	-	2	2	-	-	-	-	-	-	
INCENTIVE.....	32	3.96	-	1	-	5	-	1	1	3	1	1	1	5	1	1	4	4	2	2	-	-	2	2	-	-	-	-	-	-	
FACING TACKLING.....	10	3.83	1	-	-	-	-	-	1	1	1	1	2	4	-	-	-	-	-	-	-	-	-	-	-	-	-	-	-	-	
WOMEN.....	9	3.90	1	-	-	-	-	-	-	1	1	1	2	4	-	-	-	-	-	-	-	-	-	-	-	-	-	-	-	-	
INCENTIVE.....	9	3.82	1	-	-	-	-	-	-	1	1	1	2	4	-	-	-	-	-	-	-	-	-	-	-	-	-	-	-	-	
WOMEN.....	8	3.90	1	-	-	-	-	-	-	-	1	-	2	4	-	-	-	-	-	-	-	-	-	-	-	-	-	-	-	-	
FELL BODY LINING, BOTTON AND SIDE.....	55	4.39	-	-	1	-	-	-	5	2	3	5	6	8	7	4	1	1	-	-	3	-	3	-	-	-	6	-	-	-	
INCENTIVE.....	51	4.41	-	-	1	-	-	-	5	2	3	5	4	8	7	2	1	1	-	-	3	-	3	-	-	6	-	-	-	-	
JOIN SHOULDER, CLOTH.....	19	4.17	1	-	-	-	-	-	-	3	1	1	4	1	1	3	-	-	-	3	-	3	-	-	-	-	-	1	-	-	
WOMEN.....	16	3.85	1	-	-	-	-	-	-	3	1	1	4	1	1	3	-	-	-	1	-	-	-	-	-	-	-	-	-	-	
JOIN SIDE SEAMS.....	24	4.99	-	-	-	-	-	-	-	2	-	2	2	1	2	3	-	2	-	-	-	2	2	-	-	1	1	2	-	-	
INCENTIVE.....	21	5.13	-	-	-	-	-	-	-	2	-	2	-	2	1	1	3	-	2	-	-	2	2	-	-	1	1	2	-	-	
JOIN UNDERCOLLAR, JOIN SLEEVE LINING, OR PIECE POCKETS.....	24	4.18	-	-	-	-	1	2	-	3	1	-	2	4	2	7	1	1	-	-	-	-	-	-	-	-	-	-	-	-	
WOMEN.....	39	4.31	-	-	-	-	-	2	4	4	1	-	5	10	4	2	-	4	2	-	-	-	-	-	-	-	-	1	-	-	
TIME.....	10	3.66	-	-	-	-	-	2	2	2	2	-	2	2	-	-	-	-	-	-	-	-	-	-	-	-	-	-	-	-	
INCENTIVE.....	29	4.53	-	-	-	-	-	-	2	2	1	-	3	8	4	-	2	-	4	2	-	-	-	-	-	-	-	1	-	-	
PAD COLLAR AND LAPELS.....	23	3.91	-	-	-	1	2	-	-	3	2	6	1	2	6	-	-	-	-	-	-	-	-	-	-	-	-	-	-	-	
WOMEN.....	20	3.98	-	-	-	-	2	-	-	3	-	6	1	2	6	-	-	-	-	-	-	-	-	-	-	-	-	-	-	-	
INCENTIVE.....	102	4.21	3	2	-	-	1	1	4	11	6	9	10	12	6	4	3	8	3	9	-	3	5	2	-	-	-	-	-	-	
WOMEN.....	16	3.61	-	-	-	-	1	-	-	8	2	-	1	4	-	-	-	-	-	-	-	-	-	-	-	-	-	-	-	-	
INCENTIVE.....	86	4.32	3	2	-	-	-	1	4	3	4	9	10	11	2	4	3	8	3	9	-	3	5	2	-	-	-	-	-	-	
WOMEN:																															
TIME.....	14	3.50	-	-	-	-	1	-	-	8	2	-	1	2	-	-	-	-	-	-	-	-	-	-	-	-	-	-	-	-	
SEW DARTS, CLOTH.....	26	4.04	2	-	-	-	-	-	-	-	6	3	4	4	1	2	-	1	-	-	-	-	-	3	-	-	-	-	-	-	
WOMEN.....	33	4.36	-	-	-	-	-	-	3	-	7	2	7	2	4	1	2	-	-	1	-	-	-	2	-	-	-	-	-	-	
INCENTIVE.....	23	4.57	-	-	-	-	-	-	3	-	-	3	2	3	2	4	1	2	-	-	1	-	-	2	-	-	-	-	-	-	
WOMEN.....	29	4.20	-	-	-	-	-	1	-	-	3	-	8	1	8	2	4	-	-	2	-	-	-	-	-	-	-	-	-	-	
INCENTIVE.....	57	3.95	4	1	-	1	3	3	1	3	2	6	5	8	3	1	1	7	4	1	-	2	1	-	-	-	-	-	-	-	
WOMEN.....	51	4.07	4	1	-	1	3	1	1	3	2	6	4	8	3	1	1	7	4	1	-	2	1	-	-	-	-	-	-	-	
INCENTIVE.....	16	4.83	2	-	-	-	-	-	-	1	-	1	-	2	-	2	1	-	-	-	-	2	2	1	-	-	2	-	-	-	
WOMEN.....	20	5.05	-	-	-	-	-	1	-	3	3	-	-	2	-	2	-	-	-	-	-	1	-	-	1	5	-	-	-	-	
INCENTIVE.....	17	5.29	-	-	-	-	-	1	-	2	1	-	-	2	-	2	-	-	-	-	-	-	-	-	-	-	-	2	-	-	

See footnotes at end of table.

**Table 9. Occupational earnings: Baltimore, Md.<sup>1</sup>-All shops—Continued**

(Number and average straight-time hourly earnings<sup>2</sup> of workers in selected occupations in men's and boys' suit and coat manufacturing establishments, April 1976)

Occupation and sex	Number of workers	Average hourly earnings <sup>2</sup>	Number of workers receiving straight-time hourly earnings (in dollars) of—																											
			2.30 and under 2.40	2.40-2.50	2.50-2.60	2.60-2.70	2.70-2.80	2.80-3.00	3.00-3.20	3.20-3.40	3.40-3.60	3.60-3.80	3.80-4.00	4.00-4.20	4.20-4.40	4.40-4.60	4.60-4.80	4.80-5.00	5.00-5.20	5.20-5.40	5.40-5.60	5.60-5.80	5.80-6.00	6.00-6.20	6.20-6.40	6.40-6.80	6.80-7.20	7.20-7.60	7.60-8.00	
<b>SELECTED PRODUCTION OCCUPATIONS--CONTINUED</b>																														
<b>COAT FABRICATION--CONTINUED</b>																														
<b>THREAD TRIMMERS AND BASTING</b>																														
PULLERS.....	76	\$4.04	3	1	2	1	1	1	4	11	5	5	3	7	-	7	8	4	5	2	2	-	-	-	1	-	-	1	-	-
TIME.....	8	4.25	-	-	-	-	-	-	-	2	-	2	-	-	-	-	-	-	2	2	-	-	-	-	-	-	-	-	-	
INCENTIVE.....	68	4.02	3	1	2	1	1	1	4	9	5	3	3	7	-	7	8	2	3	2	2	-	-	2	1	-	-	1	-	
UNDERPRESSERS <sup>3</sup> .....	141	4.51	7	-	2	1	3	3	7	1	9	10	10	6	8	5	11	4	9	8	7	8	5	3	6	8	-	-	-	
<b>TROUSER FABRICATION</b>																														
INSPECTORS, FINAL.....	10	3.80	-	-	-	-	1	-	2	-	-	4	-	3	-	-	-	-	-	-	-	-	-	-	-	-	-	-	-	
INCENTIVE.....	8	3.95	-	-	-	-	1	-	-	-	-	4	-	3	-	-	-	-	-	-	-	-	-	-	-	-	-	-	-	
PRESSERS, FINISH.....	11	5.37	-	-	-	-	2	-	1	-	-	-	-	-	-	-	-	-	-	-	-	-	2	-	2	-	4	-	-	
INCENTIVE.....	9	5.90	-	-	-	-	-	-	1	-	-	-	-	-	-	-	-	-	-	-	-	2	-	2	-	4	-	-	-	
SEWERS, HAND <sup>4</sup> .....	7	5.08	-	-	-	-	2	-	1	-	-	-	-	-	-	-	-	-	-	-	-	-	-	-	-	-	-	-	-	
SEWERS, HAND <sup>5</sup> .....	28	4.14	-	1	-	-	-	2	2	-	4	8	1	2	2	-	2	-	-	-	-	2	-	2	-	2	-	-	-	
INCENTIVE.....	26	4.16	-	1	-	-	-	2	2	-	4	6	1	2	2	-	2	-	-	-	2	-	2	-	2	-	-	-	-	
SEWING-MACHINE OPERATORS <sup>4</sup> .....	342	3.69	47	-	19	10	6	10	10	32	19	22	16	33	34	35	16	8	2	13	6	4	-	-	-	-	-	-	-	
TIME.....	123	3.34	20	-	17	5	4	4	3	11	10	10	10	7	6	8	4	2	-	2	-	-	-	-	-	-	-	-	-	
INCENTIVE.....	219	3.89	27	-	2	5	2	6	7	21	9	12	6	26	28	27	12	6	2	11	6	4	-	-	-	-	-	-	-	
ATTACH FLY.....	15	3.77	1	-	1	-	1	1	-	-	-	2	-	2	3	4	-	-	-	-	-	-	-	-	-	-	-	-	-	
INCENTIVE.....	12	4.03	1	-	-	-	-	-	-	-	-	2	-	2	3	4	-	-	-	-	-	-	-	-	-	-	-	-	-	
ATTACH WAISTBAND.....	10	3.77	2	-	-	-	1	-	2	-	-	-	-	-	-	4	-	-	-	1	-	-	-	-	-	-	-	-	-	
INCENTIVE.....	7	4.10	1	-	-	-	1	-	-	-	-	-	-	2	3	4	-	-	-	-	-	-	-	-	-	-	-	-	-	
ATTACH ZIPPERS.....	9	3.86	-	-	-	2	-	-	2	-	-	-	-	1	-	3	-	-	-	-	-	-	-	-	-	-	-	-	-	
INCENTIVE.....	8	4.01	-	-	-	1	-	-	2	-	-	-	-	1	-	3	-	-	-	-	-	-	-	-	-	-	-	-	-	
BARTACKING.....	9	3.86	1	-	-	-	-	-	2	-	-	-	2	-	2	2	-	-	-	-	-	-	-	-	-	-	-	-	-	
INCENTIVE.....	7	3.82	1	-	-	-	-	-	2	-	-	-	-	2	2	-	-	-	-	-	-	-	-	-	-	-	-	-	-	
JOIN SEAMS.....	35	3.48	5	-	2	1	2	2	2	6	2	1	-	-	1	3	8	-	-	-	-	-	-	-	-	-	-	-	-	-
INCENTIVE.....	25	3.52	3	-	-	1	-	2	2	6	2	1	-	-	3	4	-	-	-	-	-	-	-	-	-	-	-	-	-	
MAKE POCKETS.....	46	3.91	2	-	-	-	1	4	-	3	6	6	4	5	3	4	2	2	-	2	-	2	-	-	-	-	-	-	-	
INCENTIVE.....	40	3.93	2	-	-	-	1	3	-	3	4	5	4	5	3	2	2	-	2	-	2	-	-	-	-	-	-	-	-	
SERGING.....	18	3.54	2	-	-	1	-	-	-	5	1	4	-	3	-	-	2	-	-	-	-	-	-	-	-	-	-	-	-	
INCENTIVE.....	15	3.57	2	-	-	-	-	-	5	1	2	-	3	-	-	2	-	-	-	-	-	-	-	-	-	-	-	-	-	
STITCH POCKETS.....	29	3.99	4	-	1	1	-	-	-	-	-	2	-	6	8	-	2	2	1	2	-	-	-	-	-	-	-	-	-	
TIME.....	10	3.37	2	-	1	1	-	-	-	-	-	2	-	4	-	-	-	-	-	-	-	-	-	-	-	-	-	-	-	
INCENTIVE.....	19	4.31	2	-	-	-	-	-	-	-	-	-	-	2	8	-	2	2	1	2	-	-	-	-	-	-	-	-	-	
UNDERPRESSERS.....	32	4.42	1	-	1	1	-	-	2	3	-	3	4	-	1	4	4	1	-	2	-	-	-	-	-	-	4	-	-	
INCENTIVE.....	24	4.72	1	-	-	-	-	-	2	2	-	3	-	1	4	4	1	-	2	-	-	-	-	-	-	-	4	-	-	
<b>MISCELLANEOUS</b>																														
ADJUSTERS (REPAIRERS) <sup>6</sup> .....	11	5.14	-	-	-	-	-	-	-	-	-	1	1	-	3	1	-	-	2	-	-	-	-	-	-	1	-	2	-	
NEW.....	9	4.73	-	-	-	-	-	-	-	-	-	1	1	-	3	1	-	-	2	-	-	-	-	-	-	-	-	-	-	
JANITORS <sup>5</sup> .....	27	\$2.99	3	-	2	4	7	2	1	2	2	-	2	-	2	-	-	-	-	-	-	-	-	-	-	-	-	-	-	
NEW.....	22	2.97	3	-	1	4	7	-	1	2	-	-	2	-	2	-	-	-	-	-	-	-	-	-	-	-	-	-	-	
PACKERS <sup>5</sup> .....	14	3.32	-	-	-	-	-	2	5	2	-	3	-	2	-	-	-	-	-	-	-	-	-	-	-	-	-	-	-	
WORK DISTRIBUTORS.....	15	3.61	-	1	2	-	-	-	1	1	-	1	4	2	3	-	-	-	-	-	-	-	-	-	-	-	-	-	-	

<sup>1</sup> The Baltimore Standard Metropolitan Statistical Area consists of the city of Baltimore; and the counties of Anne Arundel, Baltimore, Carroll, Harford, and Howard.

<sup>2</sup> Excludes premium pay for overtime and for work on weekends, holidays, and late shifts. These surveys, based on a representative sample of establishments, are designed to measure the level of occupational earnings at a particular time. Thus, comparisons made with previous studies may not reflect expected wage movements because of change in the sample composition, and shifts in employment among establishments with different pay levels. Such shifts, for example, could decrease an occupational average, even though most

establishments increased wages between periods being compared. Approximately 68 percent of the production workers covered by the survey are incentive-rated.

<sup>3</sup> All or virtually all workers are incentive-rated.

<sup>4</sup> Includes data for workers in classifications in addition to those shown separately.

<sup>5</sup> All or virtually all workers are women.

<sup>6</sup> All or virtually all workers are time-rated.

**Table 10. Occupational earnings: Baltimore, Md.<sup>1</sup>—Regular and cutting shops**

(Number and average straight-time hourly earnings<sup>2</sup> of workers in selected occupations in men's and boys' suit and coat manufacturing establishments, April 1976)

Occupation and sex	Number of workers	Average hourly earnings <sup>2</sup>	Number of workers receiving straight-time hourly earnings (in dollars) of—																										
			2.30 and under 2.40	2.40-2.50	2.50-2.60	2.60-2.70	2.70-2.80	2.80-3.00	3.00-3.20	3.20-3.40	3.40-3.60	3.60-3.80	3.80-4.00	4.00-4.20	4.20-4.40	4.40-4.60	4.60-4.80	4.80-5.00	5.00-5.20	5.20-5.40	5.40-5.60	5.60-5.80	5.80-6.00	6.00-6.20	6.20-6.40	6.40-6.80	6.80-7.20	7.20-7.60	7.60-8.00
ALL PRODUCTION WORKERS.....	2,019	\$4.33	128	13	32	35	30	39	61	102	94	107	144	153	174	152	101	98	77	84	48	76	104	51	24	60	20	10	2
SELECTED PRODUCTION OCCUPATIONS																													
CUTTING																													
CUTTERS, CLOTH.....	106	5.52	-	-	-	-	-	-	-	-	-	3	-	4	8	-	1	2	2	5	2	25	50	1	-	1	2	-	
CUTTERS, LINING.....	28	5.26	1	1	-	-	-	-	-	-	-	-	-	2	-	2	-	1	1	2	2	6	8	2	-	-	-	-	
TIME.....	18	5.54	-	-	-	-	-	-	-	-	-	-	-	-	-	2	-	1	1	2	2	-	8	2	-	-	-	-	
INCENTIVE.....	10	4.74	1	1	-	-	-	-	-	-	-	-	-	2	-	-	-	-	-	-	-	6	-	-	-	-	-	-	
CUTTERS AND MARKERS, CLOTH.....	59	5.22	2	1	2	1	-	1	-	-	1	2	-	1	2	-	2	-	4	1	2	11	10	4	2	-	-	-	
TIME.....	46	5.79	-	-	-	-	-	-	-	-	-	-	-	-	-	2	-	4	1	2	11	10	10	4	2	-	-	-	
MEN.....	49	5.55	-	1	1	-	1	-	-	-	-	1	-	1	-	-	1	-	4	1	2	10	10	10	4	2	-	-	
TIME.....	44	5.82	-	-	-	-	-	-	-	-	-	-	-	-	-	1	-	4	1	2	10	10	10	4	2	-	-	-	
MARKERS.....	40	5.20	1	-	-	-	-	-	-	-	-	-	2	-	4	4	2	4	6	2	5	-	2	-	-	-	-	-	
COAT FABRICATION																													
BASTERS, HAND.....	23	3.98	-	-	-	-	-	-	-	-	5	6	6	-	2	-	-	2	2	-	-	-	-	-	-	-	-	-	
WOMEN.....	21	3.88	-	-	-	-	-	-	-	-	5	6	6	-	2	-	-	2	2	-	-	-	-	-	-	-	-	-	
BUTTONHOLE MAKERS, HAND.....	22	4.81	-	-	-	-	-	-	-	2	2	-	-	4	4	-	4	4	2	2	-	-	-	3	2	-	-	-	
COLLAR SETTERS, HAND.....	16	4.79	-	-	-	-	-	-	-	-	-	-	4	2	4	-	1	-	-	-	-	-	-	1	-	-	-	-	
INCENTIVE.....	10	4.84	-	-	-	-	-	-	-	-	-	-	2	4	-	-	-	-	-	-	-	-	-	-	-	-	-	-	
FINISHERS, HAND.....	57	4.14	2	1	2	-	2	4	4	2	4	2	4	10	2	2	2	4	2	4	2	2	2	2	2	-	-	-	
TIME.....	30	4.29	-	-	-	-	-	-	1	6	-	-	-	8	2	2	2	4	2	1	-	-	-	-	-	-	-	-	
WOMEN.....	17	4.33	-	-	-	-	-	-	1	2	-	-	-	6	2	2	2	4	2	1	-	-	-	-	-	-	-	-	
INSPECTORS, FINAL.....	18	3.82	1	-	-	-	-	-	-	2	2	3	-	8	1	1	-	-	-	-	-	-	-	-	-	-	-	-	
TIME.....	10	3.92	-	-	-	-	-	-	-	2	2	2	-	6	-	-	-	-	-	-	-	-	-	-	-	-	-	-	
INCENTIVE.....	8	3.70	1	-	-	-	-	-	-	2	-	1	-	2	1	1	-	-	-	-	-	-	-	-	-	-	-	-	
PAIRERS AND TURNERS.....	9	4.63	-	-	-	-	-	-	1	-	-	-	-	1	2	-	1	-	2	2	-	-	-	-	-	-	-	-	
PRESSERS, FINISH, HAND.....	11	6.09	-	-	-	-	-	-	-	-	-	-	-	1	-	-	2	-	2	-	2	-	-	-	-	-	4	1	
INCENTIVE.....	9	6.38	-	-	-	-	-	-	-	-	-	-	-	-	-	-	-	-	2	-	2	-	-	-	-	-	-	-	
PRESSERS, FINISH, MACHINE.....	54	5.76	2	-	-	-	-	1	-	1	1	2	-	2	2	5	2	-	2	3	5	2	-	13	5	4	2	-	
INCENTIVE.....	48	5.88	2	-	-	-	-	1	-	1	1	2	-	-	2	3	-	-	2	3	5	2	-	13	5	4	2	-	
SEWING-MACHINE OPERATORS.....	665	4.25	42	6	2	14	14	13	23	29	31	30	64	62	57	55	38	33	30	31	13	7	19	20	4	19	7	2	
TIME.....	117	3.84	-	-	2	5	2	8	16	8	8	24	16	10	9	1	3	4	-	-	-	-	-	-	-	-	-	-	
INCENTIVE.....	548	4.34	42	6	2	12	9	11	15	13	23	22	40	46	47	46	37	30	26	31	13	7	19	20	4	18	7	2	
WOMEN:																													
TIME.....	95	3.76	-	-	2	5	2	8	16	8	6	20	8	8	5	1	1	4	-	-	-	-	-	-	-	1	-	-	
BASTERS.....	114	4.55	7	2	1	-	5	3	-	-	4	6	8	9	13	14	7	4	8	5	3	3	3	-	-	-	7	2	
TIME.....	8	4.37	-	-	-	-	-	-	-	-	-	2	1	2	-	1	2	-	-	-	-	-	-	-	-	-	-	-	
INCENTIVE.....	106	4.56	7	2	1	-	5	3	-	-	4	4	7	7	13	13	5	4	8	5	3	3	3	-	-	7	2	-	
BUTTON SEWING.....	14	3.79	-	-	-	-	-	-	3	2	-	2	4	1	-	-	2	-	-	-	-	-	-	-	-	-	-	-	
INCENTIVE.....	11	3.83	-	-	-	-	-	-	1	2	-	2	4	1	-	-	1	-	-	-	-	-	-	-	-	-	-	-	
BUTTONHOLE MAKING.....	14	3.80	-	-	-	-	-	1	1	4	-	-	1	5	-	-	2	-	-	-	-	-	-	-	-	-	-	-	
TIME.....	7	3.57	-	-	-	-	-	-	-	-	-	-	1	2	-	-	-	-	-	-	-	-	-	-	-	-	-	-	

See footnotes at end of table.

**Table 10. Occupational earnings: Baltimore, Md.1—Regular and cutting shops—Continued**

(Number and average straight-time hourly earnings<sup>2</sup> of workers in selected occupations in men's and boys' suit and coat manufacturing establishments, April 1976)

Occupation and sex	Number of workers	Average hourly earnings <sup>2</sup>	Number of workers receiving straight-time hourly earnings (in dollars) of—																												
			2.30 and under 2.40	2.40-2.50	2.50-2.60	2.60-2.70	2.70-2.80	2.80-3.00	3.00-3.20	3.20-3.40	3.40-3.60	3.60-3.80	3.80-4.00	4.00-4.20	4.20-4.40	4.40-4.60	4.60-4.80	4.80-5.00	5.00-5.20	5.20-5.40	5.40-5.60	5.60-5.80	5.80-6.00	6.00-6.20	6.20-6.40	6.40-6.80	6.80-7.20	7.20-7.60	7.60-8.00		
<b>SELECTED PRODUCTION OCCUPATIONS--</b>																															
<b>CONTINUED</b>																															
<b>COAT FABRICATION--CONTINUED</b>																															
<b>SEWING-MACHINE OPERATORS--CONTINUED</b>																															
COLLAR PREPARING, EXCEPT PIECING OR PADDING.....	17	\$4.90	-	-	-	1	-	-	-	-	-	-	2	1	2	-	-	1	5	1	-	-	2	2	-	-	-	-	-	-	-
INCENTIVE.....	15	5.03	-	-	-	1	-	-	-	-	-	-	-	1	2	-	-	1	5	1	-	-	2	2	-	-	-	-	-	-	
FELL BODY LINING, BOTTOM AND SIDE.....	43	4.62	-	-	-	-	-	2	1	3	4	5	4	6	4	1	1	-	-	3	-	3	-	-	6	-	-	-	-	-	
INCENTIVE.....	39	4.66	-	-	-	-	-	2	1	3	4	3	4	6	2	1	1	-	-	3	-	3	-	-	6	-	-	-	-	-	
JOIN SHOULDERS, CLOTH.....	9	4.35	1	-	-	-	-	-	-	2	-	-	1	-	2	-	-	-	2	-	-	-	-	-	-	1	-	-	-	-	
JOIN SIDE SEAMS.....	18	5.22	-	-	-	-	-	-	-	-	-	2	1	2	1	1	2	-	2	-	-	2	1	-	1	-	1	2	-	-	
INCENTIVE.....	15	5.46	-	-	-	-	-	-	-	-	-	-	1	2	1	-	2	-	2	-	-	2	1	-	1	-	1	2	-	-	
JOIN UNDERCOLLAR, JOIN SLEEVE LINING, OR PIECE POCKETS.....	15	4.49	-	-	-	-	-	-	-	-	-	-	2	4	2	6	2	1	-	-	-	-	-	-	-	-	-	-	-	-	
LINING MAKER, BODY.....	32	4.38	-	-	-	-	-	2	2	4	1	-	4	6	4	-	2	-	4	2	-	-	-	-	-	-	1	-	-	-	
TIME.....	10	3.66	-	-	-	-	-	2	2	2	2	-	2	2	-	-	-	-	-	-	-	-	-	-	-	-	-	-	-	-	
INCENTIVE.....	22	4.71	-	-	-	-	-	-	-	2	1	-	2	4	4	-	2	-	4	2	-	-	-	-	-	-	1	-	-	-	
PAD COLLAR AND LAPELS.....	15	3.96	-	-	-	1	-	-	-	2	2	5	-	-	5	-	-	-	-	-	-	-	-	-	-	-	-	-	-	-	
INCENTIVE.....	12	4.09	-	-	-	-	-	-	-	2	5	-	-	5	-	-	-	-	-	-	-	-	-	-	-	-	-	-	-	-	
POCKET SETTING AND TACKING.....	74	4.36	2	1	-	1	1	3	10	3	3	5	6	5	3	3	6	3	9	9	-	3	5	2	-	-	-	-	-	-	
TIME.....	16	3.61	-	-	-	1	-	-	8	2	-	-	1	4	-	-	-	-	-	-	-	-	-	-	-	-	-	-	-	-	
INCENTIVE.....	58	4.56	2	1	-	-	1	3	2	1	3	5	5	1	3	3	6	3	9	9	-	3	5	2	-	-	-	-	-	-	
<b>WOMEN:</b>																															
TIME.....	14	3.50	-	-	-	-	1	-	-	8	2	-	1	2	-	-	-	-	-	-	-	-	-	-	-	-	-	-	-	-	
SEW DARTS, CLOTH.....	18	4.26	2	-	-	-	-	-	-	1	4	4	1	2	1	2	-	1	-	-	-	-	-	3	-	-	-	-	-	-	
SEW EDGE TAPE.....	27	4.42	-	-	-	-	-	2	-	-	2	7	2	-	1	2	-	1	2	-	1	-	2	-	2	-	-	-	-	-	
INCENTIVE.....	17	4.74	-	-	-	-	-	2	-	-	2	-	3	2	-	1	2	-	-	-	-	-	2	-	-	2	-	-	-	-	
SEW IN SLEEVE.....	21	4.22	-	-	-	-	1	-	1	3	2	1	8	2	2	2	-	2	-	-	2	-	1	-	-	-	-	-	-	-	
SLEEVE BAKING, CLOTH.....	36	3.94	4	-	-	1	3	3	1	-	-	2	4	5	1	1	3	4	-	-	-	2	1	-	-	-	-	-	-	-	
INCENTIVE.....	30	4.14	4	-	-	1	1	1	-	-	2	3	5	1	1	1	3	4	-	-	-	1	-	-	-	-	-	-	-	-	
SHAPERS.....	15	5.56	-	-	-	-	-	-	-	-	2	-	-	2	-	2	-	-	-	-	-	1	-	1	5	-	-	2	-	-	
INCENTIVE.....	13	5.84	-	-	-	-	-	-	-	-	-	-	-	2	-	2	-	-	-	-	1	-	1	5	-	-	-	2	-	-	
<b>THREAD FINISHERS AND BASTING</b>																															
POLLERS.....	52	4.23	3	-	-	-	-	1	9	2	3	3	6	-	5	6	4	4	-	2	-	2	1	-	-	1	-	1	-	-	
TIME.....	8	4.25	-	-	-	-	-	-	2	-	2	-	-	-	-	2	2	-	2	-	-	-	-	-	-	-	-	-	-	-	
INCENTIVE.....	44	4.22	3	-	-	-	-	1	7	2	1	3	6	-	5	6	2	2	-	2	-	2	1	-	-	1	-	1	-	-	
UNDERPRESSERS.....	90	4.89	7	-	1	1	-	4	-	6	1	1	2	1	3	6	4	9	8	7	7	5	3	6	8	-	-	-	-	-	
TIME.....	6	4.81	-	-	-	-	-	-	-	-	-	-	1	-	1	-	2	2	-	-	-	-	-	-	-	-	-	-	-	-	
INCENTIVE.....	84	4.90	7	-	1	1	-	4	-	6	1	1	1	1	2	6	2	7	8	7	7	5	3	6	8	-	-	-	-	-	
<b>TROUSER FABRICATION</b>																															
INSPECTORS, FINAL.....	9	3.75	-	-	-	-	-	1	-	2	-	-	4	-	2	-	-	-	-	-	-	-	-	-	-	-	-	-	-	-	
INCENTIVE.....	7	3.90	-	-	-	-	-	1	-	-	-	-	4	-	2	-	-	-	-	-	-	-	-	-	-	-	-	-	-	-	

See footnotes at end of table.

**Table 10. Occupational earnings: Baltimore, Md.<sup>1</sup>-Contract shops—Continued**

(Number and average straight-time hourly earnings<sup>2</sup> of workers in selected occupations in men's and boys' suit and coat manufacturing establishments, April 1976)

Occupation and sex	Number of workers	Average hourly earnings <sup>2</sup>	Number of workers receiving straight-time hourly earnings (in dollars) of—																										
			2.30 and under 2.40	2.40	2.50	2.60	2.70	2.80	3.00	3.20	3.40	3.60	3.80	4.00	4.20	4.40	4.60	4.80	5.00	5.20	5.40	5.60	5.80	6.00	6.20	6.40	6.80	7.20	7.60
<b>SELECTED PRODUCTION OCCUPATIONS--</b>																													
<b>CONTINUED</b>																													
<b>TROUSER FABRICATION--CONTINUED</b>																													
PRESSERS, FINISH.....	11	\$5.37	-	-	-	-	-	2	-	1	-	-	-	-	-	-	-	-	-	-	-	-	-	-	-	-	-	-	-
INCENTIVE.....	9	5.90	-	-	-	-	-	-	-	1	-	-	-	-	-	-	-	-	-	-	-	-	-	-	-	-	-	-	-
HEW.....	7	5.08	-	-	-	-	-	2	-	1	-	-	-	-	-	-	-	-	-	-	-	-	-	-	-	-	-	-	-
SEWING-MACHINE OPERATORS <sup>3</sup> .....	299	3.64	47	-	19	8	5	10	10	21	18	20	14	25	30	30	16	8	-	10	6	2	-	-	-	-	-	-	-
TIE.....	123	3.34	20	-	17	5	4	10	4	3	11	10	10	7	6	8	4	2	-	2	-	-	-	-	-	-	-	-	-
INCENTIVE.....	176	3.85	27	-	2	3	1	6	7	10	8	10	4	18	24	22	12	6	-	8	6	2	-	-	-	-	-	-	-
ATTACH FLY.....	14	3.74	1	-	1	-	1	1	-	-	-	-	-	-	-	-	-	-	-	-	-	-	-	-	-	-	-	-	-
INCENTIVE.....	11	4.02	1	-	-	-	-	-	-	-	-	-	-	-	-	-	-	-	-	-	-	-	-	-	-	-	-	-	-
ATTACH WAISTBAND.....	9	3.60	2	-	-	-	-	1	-	2	-	-	-	-	-	-	-	-	-	-	-	-	-	-	-	-	-	-	-
INCENTIVE.....	6	3.90	1	-	-	-	-	1	-	-	-	-	-	-	-	-	-	-	-	-	-	-	-	-	-	-	-	-	-
ATTACH ZIPPERS.....	6	3.40	-	-	-	2	-	-	-	2	-	-	-	-	-	-	-	-	-	-	-	-	-	-	-	-	-	-	-
BARTACKING.....	7	3.67	1	-	-	-	-	-	-	2	-	-	-	-	-	-	-	-	-	-	-	-	-	-	-	-	-	-	-
JOIN SEAMS.....	30	3.43	5	-	2	1	2	2	2	4	2	-	-	-	-	-	2	8	-	-	-	-	-	-	-	-	-	-	-
INCENTIVE.....	20	3.45	3	-	1	-	2	2	2	4	2	-	-	-	-	-	2	4	-	-	-	-	-	-	-	-	-	-	-
MAKE POCKETS.....	39	3.98	2	-	-	-	-	4	-	-	6	5	4	4	4	2	4	2	2	-	2	-	-	-	-	-	-	-	-
INCENTIVE.....	33	4.01	2	-	-	-	-	3	-	-	4	4	4	4	2	2	2	2	-	2	-	-	-	-	-	-	-	-	-
SERGING.....	15	3.52	2	-	-	1	-	-	-	4	-	4	-	2	-	-	2	-	-	-	-	-	-	-	-	-	-	-	-
INCENTIVE.....	12	3.55	2	-	-	-	-	-	-	4	-	2	-	2	-	-	2	-	-	-	-	-	-	-	-	-	-	-	-
STITCH POCKETS.....	26	3.93	4	-	1	1	-	-	-	-	-	2	-	4	8	-	2	2	-	2	-	-	-	-	-	-	-	-	-
TIE.....	10	3.37	2	-	1	1	-	-	-	-	-	-	-	4	-	-	-	-	-	-	-	-	-	-	-	-	-	-	-
INCENTIVE.....	16	4.28	2	-	-	-	-	-	-	-	-	-	-	-	8	-	2	2	-	2	-	-	-	-	-	-	-	-	-
UNDERPRESSERS.....	26	4.35	1	-	1	1	1	-	-	2	3	-	-	2	4	-	1	2	2	-	2	-	-	-	-	-	-	-	-
INCENTIVE.....	18	4.73	1	-	-	-	-	-	-	2	2	-	-	2	-	-	1	2	2	-	2	-	-	-	-	-	-	-	-
<b>MISCELLANEOUS<sup>5</sup></b>																													
JANITORS.....	23	2.94	3	-	1	4	7	2	1	-	2	-	1	-	2	-	-	-	-	-	-	-	-	-	-	-	-	-	-
PACKERS.....	10	3.26	-	-	-	-	-	2	5	-	-	-	-	1	-	2	-	-	-	-	-	-	-	-	-	-	-	-	-

<sup>1</sup> The Baltimore Standard Metropolitan Statistical Area consists of the city of Baltimore; and the counties of Anne Arundel, Baltimore, Carroll, Harford, and Howard.

<sup>2</sup> Excludes premium pay for overtime and for work on weekends, holidays, and late shifts. These surveys, based on a representative sample of establishments, are designed to measure the level of occupational earnings at a particular time. Thus, comparisons made with previous studies may not reflect expected wage movements because of change in the sample composition, and shifts in employment among establishments with different pay levels. Such shifts, for example, could decrease an occupational average, even though most

establishments increased wages between periods being compared. Approximately 62 percent of the production workers covered by the survey are incentive-rated.

<sup>3</sup> All or virtually all workers are incentive-rated.

<sup>4</sup> Includes data for workers in classifications in addition to those shown separately.

<sup>5</sup> All or virtually all workers are time-rated.

**Table 11. Occupational earnings: Baltimore, Md.<sup>1</sup>—Contract shops**(Number and average straight-time hourly earnings<sup>2</sup> of workers in selected occupations in men's and boys' suit and coat manufacturing establishments, April 1976)

Occupation and sex	Number of workers	Average hourly earnings <sup>2</sup>	Number of workers receiving straight-time hourly earnings (in dollars) of—																										
			2.30 and under 2.40	2.40 — 2.50	2.50 — 2.60	2.60 — 2.70	2.70 — 2.80	2.80 — 3.00	3.00 — 3.20	3.20 — 3.40	3.40 — 3.60	3.60 — 3.80	3.80 — 4.00	4.00 — 4.20	4.20 — 4.40	4.40 — 4.60	4.60 — 4.80	4.80 — 5.00	5.00 — 5.20	5.20 — 5.40	5.40 — 5.60	5.60 — 5.80	5.80 — 6.00	6.00 — 6.20	6.20 — 6.40	6.40 — 6.80	6.80 — 7.20	7.20 — 7.60	7.60 — 8.00
<b>ALL PRODUCTION WORKERS.....</b>	<b>594</b>	<b>\$3.89</b>	<b>1</b>	<b>3</b>	<b>17</b>	<b>3</b>	<b>6</b>	<b>16</b>	<b>28</b>	<b>55</b>	<b>71</b>	<b>66</b>	<b>81</b>	<b>66</b>	<b>82</b>	<b>29</b>	<b>26</b>	<b>16</b>	<b>7</b>	<b>11</b>	<b>-</b>	<b>4</b>	<b>-</b>	<b>2</b>	<b>-</b>	<b>-</b>	<b>2</b>	<b>2</b>	<b>-</b>
<b>MEN.....</b>	<b>28</b>	<b>4.20</b>	<b>-</b>	<b>-</b>	<b>4</b>	<b>-</b>	<b>-</b>	<b>-</b>	<b>-</b>	<b>-</b>	<b>2</b>	<b>-</b>	<b>5</b>	<b>3</b>	<b>-</b>	<b>4</b>	<b>3</b>	<b>2</b>	<b>-</b>	<b>1</b>	<b>2</b>	<b>-</b>	<b>-</b>	<b>-</b>	<b>-</b>	<b>-</b>	<b>-</b>	<b>2</b>	<b>-</b>
<b>WOMEN.....</b>	<b>566</b>	<b>3.87</b>	<b>1</b>	<b>3</b>	<b>13</b>	<b>3</b>	<b>6</b>	<b>16</b>	<b>28</b>	<b>53</b>	<b>71</b>	<b>61</b>	<b>78</b>	<b>66</b>	<b>78</b>	<b>26</b>	<b>24</b>	<b>16</b>	<b>6</b>	<b>9</b>	<b>-</b>	<b>4</b>	<b>-</b>	<b>2</b>	<b>-</b>	<b>-</b>	<b>2</b>	<b>-</b>	
<b>SELECTED PRODUCTION OCCUPATIONS</b>																													
<b>COAT FABRICATION<sup>3</sup></b>																													
FITTERS.....	7	3.91	-	-	-	-	-	-	-	-	2	2	2	-	-	-	-	-	1	-	-	-	-	-	-	-	-	-	-
INSPECTORS, FINAL.....	8	3.83	-	-	-	-	-	-	1	2	-	1	2	1	2	-	-	-	-	-	1	-	-	-	-	-	-	-	-
PAIERS AND TURNERS.....	8	3.69	-	-	-	-	-	1	-	1	1	-	4	-	1	-	-	-	-	-	-	-	-	-	-	-	-	-	-
SEWING-MACHINE OPERATORS.....	296	3.82	1	2	4	-	-	8	16	32	43	35	51	41	25	11	8	13	1	3	-	-	-	-	-	-	2	-	-
BASTERS.....	40	3.93	-	-	2	-	-	-	2	4	2	6	7	6	4	1	3	1	1	-	-	-	-	-	-	-	1	-	-
BOTTOM SEWING.....	9	4.15	-	-	-	-	-	-	-	2	-	-	4	-	-	-	-	2	-	1	-	-	-	-	-	-	-	-	-
COLLAR PREPARING, EXCEPT PIRING OR PADDING.....	7	3.65	-	-	-	-	-	-	-	-	3	2	2	-	-	-	-	-	-	-	-	-	-	-	-	-	-	-	-
PELL BODY LINING, BOTTOM AND SIDE.....	12	3.58	-	-	1	-	-	-	3	1	-	1	1	4	1	-	-	-	-	-	-	-	-	-	-	-	-	-	-
JOIN SIDE SEAMS.....	6	4.30	-	-	-	-	-	-	-	2	-	-	1	-	-	1	1	-	-	-	-	-	-	-	-	1	-	-	-
JOIN UNDERCOLLAR, JOIN SLEEVE LINING, OR PIECE POCKETS.....	9	3.66	-	-	-	-	-	1	2	-	3	1	-	-	-	1	1	-	-	-	-	-	-	-	-	-	-	-	-
LINING MAKER, BODY.....	7	3.98	-	-	-	-	-	-	-	2	-	-	1	4	-	-	-	-	-	-	-	-	-	-	-	-	-	-	-
POCKET SETTING AND TACKING.....	28	3.81	1	1	-	-	-	1	1	1	3	6	5	6	1	1	-	2	-	-	-	-	-	-	-	-	-	-	-
SEW DARTS, CLOTH.....	8	3.53	-	-	-	-	-	-	-	-	6	2	-	-	-	-	-	-	-	-	-	-	-	-	-	-	-	-	-
SLEEVE MAKING, CLOTH.....	21	3.97	-	1	-	-	-	-	-	3	2	4	1	3	2	-	-	4	-	1	-	-	-	-	-	-	-	-	-
THREAD TRIMMERS AND BASTING.....	24	3.64	-	1	2	1	1	1	3	2	3	2	-	1	-	2	2	-	1	2	-	-	-	-	-	-	-	-	-
PULLERS.....	51	3.83	-	-	2	3	3	1	3	2	3	9	4	7	2	5	-	-	-	-	-	1	-	-	-	-	-	-	-
UNDERPRESSERS.....	44	3.79	-	-	2	-	2	3	3	1	3	6	7	4	7	2	3	-	-	-	-	1	-	-	-	-	-	-	-

<sup>1</sup> The Baltimore Standard Metropolitan Statistical Area consists of the city of Baltimore; and the counties of Anne Arundel, Baltimore, Carroll, Harford, and Howard.

<sup>2</sup> Excludes premium pay for overtime and for work on weekends, holidays, and late shifts. These surveys, based on a representative sample of establishments, are designed to measure the level of occupational earnings at a particular time. Thus, comparisons made with previous studies may not reflect expected wage movements because of change in the sample composition, and shifts in employment among establishments with different pay levels. Such shifts, for example, could decrease an occupational average, even though most

establishments increased wages between periods being compared. Approximately 89 percent of the production workers covered by the survey are incentive-rated.

<sup>3</sup> Where separate information is not shown, all or virtually all workers are women, and incentive-rated, except for inspectors who are predominantly incentive-rated.

<sup>4</sup> Includes data for workers in classifications in addition to those shown separately.

**Table 12. Occupational earnings: Boston, Mass.<sup>1</sup>—All shops**

(Number and average straight-time hourly earnings<sup>2</sup> of workers in selected occupations in men's and boys' suit and coat manufacturing establishments, April 1976)

Occupation and sex	Number of workers	Average hourly earnings <sup>2</sup>	Number of workers receiving straight-time hourly earnings (in dollars) of—																										
			2.30 and under 2.40	2.40-2.50	2.50-2.60	2.60-2.70	2.70-2.80	2.80-2.90	2.90-3.00	3.00-3.10	3.10-3.20	3.20-3.30	3.30-3.40	3.40-3.50	3.50-3.60	3.60-3.70	3.70-3.80	3.80-4.00	4.00-4.20	4.20-4.40	4.40-4.60	4.60-4.80	4.80-5.00	5.00-5.20	5.20-5.40	5.40-5.60	5.60-5.80	5.80 and over	
<b>ALL PRODUCTION WORKERS.....</b>	<b>384</b>	<b>\$3.80</b>	<b>36</b>	<b>5</b>	<b>17</b>	<b>12</b>	<b>33</b>	<b>12</b>	<b>11</b>	<b>23</b>	<b>8</b>	<b>13</b>	<b>10</b>	<b>10</b>	<b>10</b>	<b>10</b>	<b>14</b>	<b>16</b>	<b>23</b>	<b>6</b>	<b>17</b>	<b>10</b>	<b>4</b>	<b>22</b>	<b>8</b>	<b>21</b>	<b>9</b>	<b>24</b>	
<b>MEN.....</b>	<b>124</b>	<b>4.59</b>	<b>2</b>	<b>2</b>	<b>1</b>	<b>9</b>	<b>1</b>	<b>3</b>	<b>4</b>	<b>2</b>	<b>1</b>	<b>2</b>	<b>4</b>	<b>1</b>	<b>4</b>	<b>2</b>	<b>10</b>	<b>2</b>	<b>10</b>	<b>2</b>	<b>10</b>	<b>2</b>	<b>3</b>	<b>13</b>	<b>3</b>	<b>18</b>	<b>6</b>	<b>318</b>	
<b>WOMEN.....</b>	<b>260</b>	<b>3.42</b>	<b>34</b>	<b>5</b>	<b>15</b>	<b>11</b>	<b>24</b>	<b>11</b>	<b>8</b>	<b>19</b>	<b>6</b>	<b>12</b>	<b>9</b>	<b>8</b>	<b>6</b>	<b>9</b>	<b>10</b>	<b>14</b>	<b>13</b>	<b>4</b>	<b>7</b>	<b>8</b>	<b>1</b>	<b>9</b>	<b>5</b>	<b>3</b>	<b>3</b>	<b>6</b>	
<b>SELECTED PRODUCTION OCCUPATIONS</b>																													
<b>CUTTING<sup>4,5</sup></b>																													
CUTTERS, LINING.....	6	5.16	-	-	-	-	-	-	-	-	-	-	-	-	-	-	-	-	-	-	-	-	-	-	-	-	-	-	-
CUTTERS AND HARRERS, CLOTH.....	11	5.30	-	-	-	-	-	-	-	-	-	-	-	-	-	-	-	-	-	-	-	-	-	-	-	-	-	-	-
<b>COAT FABRICATION</b>																													
FINISHERS, HAND <sup>6</sup> .....	33	3.26	12	-	-	-	1	-	-	1	3	2	-	-	-	6	-	1	-	-	4	2	-	1	-	-	-	-	-
<b>TIME.....</b>	<b>20</b>	<b>2.80</b>	<b>12</b>	<b>-</b>	<b>-</b>	<b>-</b>	<b>-</b>	<b>-</b>	<b>-</b>	<b>-</b>	<b>-</b>	<b>2</b>	<b>-</b>	<b>-</b>	<b>-</b>	<b>6</b>	<b>-</b>	<b>-</b>	<b>-</b>	<b>-</b>	<b>-</b>	<b>-</b>	<b>-</b>	<b>-</b>	<b>-</b>	<b>-</b>	<b>-</b>	<b>-</b>	<b>-</b>
INSPECTORS, FINAL <sup>7</sup> .....	7	3.11	-	1	-	-	-	2	-	1	-	1	-	1	-	-	-	-	1	-	-	-	-	-	-	-	-	-	-
PAIERS AND TURNERS <sup>8</sup> .....	6	3.88	2	-	-	-	-	-	-	-	-	1	1	-	-	-	-	-	-	-	-	-	1	-	-	-	-	-	-
PRESSERS, FINISH, MACHINE <sup>9</sup> .....	17	5.40	-	-	-	-	-	-	-	-	-	-	-	-	4	-	-	-	-	2	-	1	1	-	-	-	-	-	-
<b>TIME.....</b>	<b>6</b>	<b>3.83</b>	<b>-</b>	<b>-</b>	<b>-</b>	<b>-</b>	<b>-</b>	<b>-</b>	<b>-</b>	<b>-</b>	<b>-</b>	<b>-</b>	<b>-</b>	<b>-</b>	<b>3</b>	<b>-</b>	<b>-</b>	<b>-</b>	<b>-</b>	<b>2</b>	<b>-</b>	<b>1</b>	<b>-</b>	<b>-</b>	<b>-</b>	<b>-</b>	<b>-</b>	<b>-</b>	<b>-</b>
SEWING-MACHINE OPERATORS <sup>10</sup> .....	182	3.65	11	4	12	7	18	6	4	13	3	7	6	8	4	3	9	11	12	4	4	5	-	10	6	5	4	6	
<b>TIME.....</b>	<b>98</b>	<b>3.09</b>	<b>11</b>	<b>4</b>	<b>9</b>	<b>7</b>	<b>15</b>	<b>6</b>	<b>2</b>	<b>9</b>	<b>-</b>	<b>4</b>	<b>2</b>	<b>3</b>	<b>4</b>	<b>1</b>	<b>4</b>	<b>5</b>	<b>2</b>	<b>-</b>	<b>1</b>	<b>-</b>	<b>2</b>	<b>1</b>	<b>1</b>	<b>1</b>	<b>-</b>	<b>-</b>	
<b>MEN.....</b>	<b>19</b>	<b>4.61</b>	<b>-</b>	<b>-</b>	<b>-</b>	<b>-</b>	<b>-</b>	<b>-</b>	<b>-</b>	<b>2</b>	<b>1</b>	<b>-</b>	<b>-</b>	<b>-</b>	<b>-</b>	<b>-</b>	<b>1</b>	<b>1</b>	<b>3</b>	<b>1</b>	<b>-</b>	<b>-</b>	<b>-</b>	<b>2</b>	<b>1</b>	<b>1</b>	<b>-</b>	<b>-</b>	
<b>TIME.....</b>	<b>9</b>	<b>4.28</b>	<b>-</b>	<b>-</b>	<b>-</b>	<b>-</b>	<b>-</b>	<b>-</b>	<b>-</b>	<b>2</b>	<b>1</b>	<b>-</b>	<b>-</b>	<b>-</b>	<b>-</b>	<b>-</b>	<b>1</b>	<b>1</b>	<b>-</b>	<b>-</b>	<b>-</b>	<b>-</b>	<b>-</b>	<b>2</b>	<b>1</b>	<b>1</b>	<b>-</b>	<b>-</b>	
<b>WOMEN.....</b>	<b>163</b>	<b>3.54</b>	<b>11</b>	<b>4</b>	<b>12</b>	<b>7</b>	<b>18</b>	<b>6</b>	<b>4</b>	<b>11</b>	<b>2</b>	<b>7</b>	<b>6</b>	<b>8</b>	<b>4</b>	<b>3</b>	<b>8</b>	<b>10</b>	<b>9</b>	<b>3</b>	<b>3</b>	<b>5</b>	<b>-</b>	<b>7</b>	<b>5</b>	<b>3</b>	<b>3</b>	<b>4</b>	
<b>TIME.....</b>	<b>89</b>	<b>2.96</b>	<b>11</b>	<b>4</b>	<b>9</b>	<b>7</b>	<b>15</b>	<b>6</b>	<b>2</b>	<b>7</b>	<b>-</b>	<b>4</b>	<b>2</b>	<b>3</b>	<b>4</b>	<b>1</b>	<b>3</b>	<b>4</b>	<b>5</b>	<b>1</b>	<b>-</b>	<b>1</b>	<b>-</b>	<b>-</b>	<b>-</b>	<b>-</b>	<b>-</b>	<b>-</b>	
LINING MAKER, BODY.....	8	4.40	-	-	-	-	1	-	-	-	-	-	-	1	-	-	1	1	-	-	-	-	-	2	-	-	2	-	-
<b>WOMEN.....</b>	<b>6</b>	<b>4.60</b>	<b>-</b>	<b>-</b>	<b>-</b>	<b>-</b>	<b>1</b>	<b>-</b>	<b>-</b>	<b>-</b>	<b>-</b>	<b>-</b>	<b>-</b>	<b>1</b>	<b>-</b>	<b>-</b>	<b>1</b>	<b>1</b>	<b>-</b>	<b>-</b>	<b>-</b>	<b>-</b>	<b>-</b>	<b>2</b>	<b>-</b>	<b>-</b>	<b>2</b>	<b>-</b>	<b>-</b>
POCKET SETTING AND TACKING.....	14	4.49	1	-	-	-	-	-	-	-	-	-	1	-	-	1	2	-	2	1	1	-	1	-	1	-	1	2	
<b>INCENTIVE.....</b>	<b>11</b>	<b>4.62</b>	<b>-</b>	<b>-</b>	<b>-</b>	<b>-</b>	<b>-</b>	<b>-</b>	<b>-</b>	<b>-</b>	<b>-</b>	<b>-</b>	<b>-</b>	<b>-</b>	<b>-</b>	<b>1</b>	<b>2</b>	<b>-</b>	<b>2</b>	<b>-</b>	<b>1</b>	<b>-</b>	<b>-</b>	<b>1</b>	<b>-</b>	<b>1</b>	<b>2</b>	<b>-</b>	
<b>WOMEN.....</b>	<b>6</b>	<b>3.44</b>	<b>1</b>	<b>-</b>	<b>-</b>	<b>-</b>	<b>-</b>	<b>-</b>	<b>-</b>	<b>-</b>	<b>-</b>	<b>-</b>	<b>-</b>	<b>-</b>	<b>1</b>	<b>2</b>	<b>-</b>	<b>1</b>	<b>-</b>	<b>-</b>	<b>-</b>	<b>-</b>	<b>-</b>	<b>-</b>	<b>-</b>	<b>-</b>	<b>-</b>	<b>-</b>	
UNDERPRESSERS <sup>11</sup> .....	11	4.35	-	-	1	3	-	-	-	-	-	-	-	-	-	-	-	-	-	1	1	-	-	-	2	1	1	1	
<b>MISCELLANEOUS</b>																													
WORK DISTRIBUTORS <sup>5</sup> .....	8	2.84	-	-	2	-	3	-	-	1	1	-	1	-	-	-	-	-	-	-	-	-	-	-	-	-	-	-	-
<b>MEN.....</b>	<b>6</b>	<b>2.88</b>	<b>-</b>	<b>-</b>	<b>2</b>	<b>-</b>	<b>1</b>	<b>-</b>	<b>-</b>	<b>1</b>	<b>1</b>	<b>-</b>	<b>1</b>	<b>-</b>	<b>-</b>	<b>-</b>	<b>-</b>	<b>-</b>	<b>-</b>	<b>-</b>	<b>-</b>	<b>-</b>	<b>-</b>	<b>-</b>	<b>-</b>	<b>-</b>	<b>-</b>	<b>-</b>	

<sup>1</sup> The Boston Standard Metropolitan Statistical Area consists of Suffolk County, 16 communities in Essex County, 34 in Middlesex County, 26 in Norfolk County, and 12 in Plymouth County.

<sup>2</sup> Excludes premium pay for overtime and for work on weekends, holidays, and late shifts. These surveys, based on a representative sample of establishments, are designed to measure the level of occupational earnings at a particular time. Thus, comparisons made with previous studies may not reflect expected wage movements because of change in the sample composition, and shifts in employment among establishments with different pay levels. Such shifts, for example, could decrease an occupational average, even though most establishments increased wages between periods being compared. Approximately 64 percent of the production workers covered by the survey are time-rated.

<sup>3</sup> Workers were distributed as follows: 5 at \$5.80 to \$6; 3 at \$6 to \$6.20; 3 at \$6.20 to \$6.40; 1 at \$6.60 to \$6.80; 2 at \$6.80 to \$7; and 4 at \$7 and over.

<sup>4</sup> All or virtually all workers are men.

<sup>5</sup> All or virtually all workers are time-rated.

<sup>6</sup> All or virtually all workers are women.

<sup>7</sup> Worker was at \$7 and over.

<sup>8</sup> Workers were distributed as follows: 1 at \$5.80 to \$6; 2 at \$6 to \$6.20; 1 at \$6.60 to \$6.80; 2 at \$6.80 to \$7, and 3 at \$7 and over.

<sup>9</sup> Includes data for workers in classification in addition to those shown separately.

<sup>10</sup> Workers were distributed as follows: 1 at \$5.80 to \$6, and 1 at \$7 and over.

<sup>11</sup> All or virtually all workers are incentive-rated.

**Table 13. Occupational earnings: Bristol County, Mass.—All shops**

(Number and average straight-time hourly earnings<sup>1</sup> of workers in selected occupations in men's and boys' suit and coat manufacturing establishments, April 1976)

Occupation and sex	Number of workers	Average hourly earnings <sup>1</sup>	Number of workers receiving straight-time hourly earnings (in dollars) of—																									
			2.30 and under 2.40	2.40 — 2.50	2.50 — 2.60	2.60 — 2.70	2.70 — 2.80	2.80 — 2.90	2.90 — 3.00	3.00 — 3.10	3.10 — 3.20	3.20 — 3.30	3.30 — 3.40	3.40 — 3.50	3.50 — 3.60	3.60 — 3.70	3.70 — 3.80	3.80 — 4.00	4.00 — 4.20	4.20 — 4.40	4.40 — 4.60	4.60 — 4.80	4.80 — 5.00	5.00 — 5.20	5.20 — 5.40	5.40 — 5.60	5.60 — 5.80	5.80 and over
<b>ALL PRODUCTION WORKERS.....</b>	<b>1,580</b>	<b>\$4.14</b>	38	11	14	21	47	44	41	38	30	55	44	34	57	65	71	142	112	149	106	91	91	74	43	28	30	104
MEN.....	366	4.57	11	8	7	2	14	4	4	3	3	11	8	4	9	6	4	19	26	25	24	17	30	24	15	10	263	
WOMEN.....	1,214	4.01	27	3	7	19	33	40	37	35	27	44	36	30	48	59	67	123	86	124	82	74	61	50	28	18	41	
<b>SELECTED PRODUCTION OCCUPATIONS</b>																												
<b>CUTTING<sup>3</sup></b>																												
CUTTERS, CLOTH.....	16	5.59	-	-	-	-	-	-	-	-	-	-	-	-	-	-	-	-	-	-	2	1	1	5	2	1	-	44
TIME.....	10	5.01	-	-	-	-	-	-	-	-	-	-	-	-	-	-	-	-	-	-	-	1	-	4	2	1	-	-
CUTTERS, LINING.....	8	5.27	-	-	-	-	-	-	-	-	-	-	-	-	-	-	-	-	-	-	1	2	-	1	2	-	-	52
SPREADERS.....	18	4.42	1	-	-	-	1	-	-	-	-	3	-	-	1	-	2	-	1	1	-	-	3	-	1	1	-	63
TIME.....	10	3.80	1	-	-	-	-	-	-	-	-	2	-	-	1	-	2	-	1	1	-	-	-	-	-	-	-	-
<b>COAT FABRICATION</b>																												
INSPECTORS, FINAL <sup>7</sup> .....	26	3.73	-	-	1	-	3	-	5	-	-	1	2	1	2	-	-	1	-	3	2	3	1	-	-	-	-	1
TIME.....	12	3.04	-	-	-	-	3	-	5	-	-	-	1	-	1	-	-	1	-	-	-	-	-	-	-	-	-	-
INCENTIVE.....	14	4.32	-	-	-	-	-	-	-	-	-	1	1	1	1	-	-	-	-	3	2	3	1	-	-	-	-	1
PAIRERS AND TURNERS <sup>2</sup> .....	6	3.51	-	-	-	-	1	1	1	-	1	-	-	-	-	-	-	-	-	1	-	-	-	-	-	-	-	-
PRESSERS, FINISH, MACHINE <sup>3</sup> .....	82	5.46	-	-	-	-	-	-	-	-	-	-	1	-	4	2	1	6	5	3	-	5	4	1	2	3	7	838
INCENTIVE.....	73	5.66	-	-	-	-	-	-	-	-	-	-	1	-	1	2	1	3	4	1	-	5	4	1	2	3	7	38
SEWING-MACHINE OPERATORS <sup>2,3</sup> .....	590	4.14	2	-	-	6	9	14	8	20	16	18	17	21	30	28	28	55	43	62	44	46	35	28	23	7	12	18
TIME.....	97	3.51	1	-	-	5	5	6	-	11	2	7	3	2	6	7	8	15	8	10	1	-	-	-	-	-	-	-
INCENTIVE.....	493	4.26	1	-	-	1	4	8	8	9	14	11	14	19	24	21	20	40	35	52	43	46	35	28	23	7	12	18
BASTERS.....	25	4.40	-	-	-	-	-	-	-	-	-	-	2	2	2	2	2	2	2	4	3	1	1	-	-	3	-	2
INCENTIVE.....	21	4.50	-	-	-	-	-	-	-	-	-	1	-	2	1	-	1	1	2	3	3	1	1	-	-	3	-	2
BUTTON SEWING.....	22	3.68	-	-	2	2	-	-	-	1	1	1	-	2	-	-	4	2	2	1	2	-	2	-	-	-	-	-
TIME.....	8	3.41	-	-	1	2	-	-	-	-	-	-	-	-	-	-	3	2	-	-	-	-	-	-	-	-	-	-
INCENTIVE.....	14	3.83	-	-	-	1	-	-	-	1	1	1	-	2	-	-	1	-	2	1	2	-	2	-	-	-	-	-
BUTTONHOLE MAKING.....	11	3.85	-	-	-	-	-	-	-	1	-	-	-	2	-	1	3	1	-	2	1	-	-	-	-	-	-	-
INCENTIVE.....	8	3.97	-	-	-	-	-	-	-	-	-	-	2	-	1	1	1	-	2	1	-	-	-	-	-	-	-	-
COLLAR PREPARING, EXCEPT PIECING OR PADDING.....	14	4.21	-	-	-	-	-	-	-	-	2	-	1	1	1	1	-	-	-	1	1	2	3	-	-	-	-	1
INCENTIVE.....	11	4.49	-	-	-	-	-	-	-	-	-	-	-	1	1	1	-	-	-	1	1	2	3	-	-	-	-	1
COLLAR SETTING.....	10	4.21	-	-	-	-	-	-	-	-	-	-	-	-	1	2	-	2	2	-	-	1	-	2	-	-	-	-
INCENTIVE.....	7	4.35	-	-	-	-	-	-	-	-	-	-	-	-	1	1	-	1	1	-	-	1	-	2	-	-	-	-
FACING TACKING.....	6	4.59	-	-	-	-	1	-	-	-	-	-	-	-	-	-	-	1	1	1	1	1	1	1	-	-	-	101
JOIN SIDE SEAMS.....	13	4.09	-	-	-	-	-	1	1	1	-	1	-	-	-	-	1	3	-	1	1	1	2	-	1	-	-	-
INCENTIVE.....	11	4.13	-	-	-	-	-	1	1	1	-	1	-	-	-	-	1	1	1	1	1	1	2	-	1	-	-	-
JOIN UNDERCOLLAR, JOIN SLEEVE LINING, OR PIECE POCKETS.....	22	4.34	-	-	-	-	1	-	1	-	1	-	1	1	1	-	1	1	-	2	5	4	2	1	-	-	-	1
INCENTIVE.....	19	4.42	-	-	-	-	1	-	1	-	1	-	1	-	1	-	1	-	1	-	5	4	2	1	-	-	-	1
LINING MAKER, BODY.....	20	3.67	-	-	-	-	-	-	-	-	2	1	2	1	1	5	1	4	1	2	-	-	-	-	-	-	-	-
POCKET SETTING AND TACKING.....	26	4.04	-	-	-	-	-	1	2	-	2	1	-	2	2	1	2	4	1	2	4	1	2	1	2	1	2	-
INCENTIVE.....	17	4.22	-	-	-	-	-	1	-	-	-	-	1	-	2	1	2	1	1	1	1	1	2	1	2	1	2	-
SEW DARTS, CLOTH.....	6	4.66	-	-	-	-	-	-	-	-	-	-	-	-	-	-	1	1	1	-	-	-	-	-	2	1	-	-

See footnotes at end of table.

**Table 13. Occupational earnings: Bristol County, Mass.—All shops—Continued**

(Number and average straight-time hourly earnings<sup>1</sup> of workers in selected occupations in men's and boys' suit and coat manufacturing establishments, April 1976)

Occupation and sex	Number of workers	Average hourly earnings <sup>2</sup>	Number of workers receiving straight-time hourly earnings (in dollars) of—																									
			2.30 and under 2.40	2.40 2.50	2.50 2.60	2.60 2.70	2.70 2.80	2.80 2.90	2.90 3.00	3.00 3.10	3.10 3.20	3.20 3.30	3.30 3.40	3.40 3.50	3.50 3.60	3.60 3.70	3.70 3.80	3.80 4.00	4.00 4.20	4.20 4.40	4.40 4.60	4.60 4.80	4.80 5.00	5.00 5.20	5.20 5.40	5.40 5.60	5.60 5.80	5.80 over
<b>SELECTED PRODUCTION OCCUPATIONS--CONTINUED</b>																												
<b>COAT FABRICATION--CONTINUED</b>																												
<b>SEWING-MACHINE OPERATORS--CONTINUED</b>																												
SEW EDGE TAPE.....	9	\$8.04	-	-	-	-	-	-	1	-	-	1	-	-	2	-	-	1	1	1	-	1	-	-	-	-	-	-
INCENTIVE.....	8	4.01	-	-	-	-	-	-	1	-	1	-	-	2	-	-	1	1	1	-	1	-	1	-	-	-	-	
SEW IN SLEEVE.....	19	4.77	-	-	-	-	-	-	-	-	1	-	-	2	-	-	1	-	1	1	1	4	5	1	2	1	-	
INCENTIVE.....	18	4.85	-	-	-	-	-	-	-	-	1	-	-	1	-	-	1	-	1	1	1	4	5	1	2	1	-	
SLEEVE MAKING, CLOTH.....	13	3.77	-	-	-	-	1	-	-	-	1	-	1	1	2	1	-	1	4	1	-	-	-	-	-	-	-	
INCENTIVE.....	10	3.75	-	-	-	-	-	-	-	-	1	-	1	1	2	1	-	1	3	-	-	-	-	-	-	-	-	
UNDERPRESSERS <sup>11</sup> .....	66	4.52	-	-	2	-	3	-	-	-	1	-	1	1	-	2	1	4	6	8	7	5	6	6	4	1	2	6
<b><sup>3</sup>MISCELLANEOUS</b>																												
JANITORS <sup>12</sup> .....	11	2.81	3	1	-	1	1	-	1	1	-	-	1	-	1	-	-	-	-	-	-	-	-	-	-	-	-	
MEN.....	10	2.86	2	1	-	1	1	-	1	1	-	-	1	-	1	-	1	-	-	-	-	-	-	-	-	-	-	
WORK DISTRIBUTORS:																												
MEN.....	23	3.46	3	-	1	1	1	-	1	1	1	2	-	1	3	-	-	1	1	1	4	-	1	-	-	-	-	

<sup>1</sup> Excludes premium pay for overtime and for work on weekends, holidays, and late shifts. These surveys, based on a representative sample of establishments, are designed to measure the level of occupational earnings at a particular time. Thus, comparisons made with previous studies may not reflect expected wage movements because of change in the sample composition, and shifts in employment among establishments with different pay levels. Such shifts, for example, could decrease an occupational average, even though most establishments increased wages between periods being compared. Approximately 66 percent of the production workers covered by the survey are incentive-rated.

<sup>2</sup> Workers were distributed as follows: 10 at \$5.80 to \$6; 16 at \$6 to \$6.20; 5 at \$6.20 to \$6.40; 3 at \$6.40 to \$6.60; 4 at \$6.60 to \$6.80; 11 at \$6.80 to \$7, and 14 at \$7 and over.

<sup>3</sup> All or virtually all workers are men.

<sup>4</sup> Workers were distributed as follows: 1 at \$6 to \$6.20; 1 at \$6.60 to \$6.80, and 2 at \$7 and over.

<sup>5</sup> Workers were distributed as follows: 1 at \$6.40 to \$6.60 and 1 at \$7 and over.

<sup>6</sup> Workers were distributed as follows: 1 at \$5.80 to \$6 and 2 at \$6.80 to \$7.

<sup>7</sup> All or virtually all workers are women.

<sup>8</sup> Workers were distributed as follows: 5 at \$5.80 to \$6; 10 at \$6 to \$6.20; 3 at \$6.20 to \$6.40; 2 at \$6.40 to \$6.60; 3 at \$6.60 to \$6.80; 9 at \$6.80 to \$7, and 6 at \$7 and over.

<sup>9</sup> Includes data for workers in classification in addition to those shown separately.

<sup>10</sup> Worker was at \$6.20 to \$6.40.

<sup>11</sup> All or virtually all workers are incentive-rated.

<sup>12</sup> All or virtually all workers are time-rated.

**Table 14. Occupational earnings: Georgia—All shops**

(Number and average straight-time hourly earnings<sup>1</sup> of workers in selected occupations in men's and boys' suit and coat manufacturing establishments, April 1976)

Occupation and sex	Number of workers	Average hourly earnings <sup>1</sup>	Number of workers receiving straight-time hourly earnings (in dollars) of—																									
			2.30 and under 2.40	2.40-2.50	2.50-2.60	2.60-2.70	2.70-2.80	2.80-2.90	2.90-3.00	3.00-3.10	3.10-3.20	3.20-3.30	3.30-3.40	3.40-3.60	3.60-3.80	3.80-4.00	4.00-4.20	4.20-4.40	4.40-4.60	4.60-4.80	4.80-5.00	5.00-5.20	5.20-5.40	5.40-5.60	5.60-5.80	5.80-6.00	6.00-6.40	6.40-6.80
ALL PRODUCTION WORKERS.....	5,462	\$3.09	910	347	551	200	202	227	241	321	300	271	187	449	362	334	199	114	80	62	31	36	13	10	8	1	4	2
MEN.....	815	3.66	18	15	24	20	22	24	9	70	74	27	10	84	78	97	54	48	36	33	24	21	8	7	8	-	2	2
WOMEN.....	4,647	2.99	892	332	527	180	180	203	232	251	226	244	177	365	284	237	145	66	44	29	7	15	5	3	-	1	2	-
<u>SELECTED PRODUCTION OCCUPATIONS</u>																												
<u>CUTTING</u>																												
CUTTERS, CLOTH <sup>2</sup> .....	66	4.35	-	-	-	-	-	-	-	-	-	-	-	5	16	1	4	10	5	3	12	5	1	4	-	-	-	-
TIME.....	30	4.11	-	-	-	-	-	-	-	-	-	-	-	5	12	-	4	3	-	-	6	4	-	-	-	-	-	-
INCENTIVE.....	36	4.55	-	-	-	-	-	-	-	-	-	-	-	-	-	1	4	7	5	3	6	1	1	4	-	-	-	-
CUTTERS, LINING.....	16	3.61	-	-	-	-	-	-	-	-	-	-	-	6	6	-	-	-	-	-	-	-	-	-	-	-	-	-
TIME.....	13	3.47	-	-	-	-	-	-	-	-	-	-	-	6	6	-	-	-	-	-	-	-	-	-	-	-	-	-
MEN.....	10	3.77	-	-	-	-	-	-	-	-	-	-	-	6	6	-	-	-	-	-	-	-	-	-	-	-	-	-
TIME.....	7	3.59	-	-	-	-	-	-	-	-	-	-	-	3	3	-	-	-	-	-	-	-	-	-	-	-	-	-
MARKERS.....	39	4.26	-	2	-	-	-	-	-	-	2	2	2	2	3	1	2	-	2	14	1	2	1	1	2	-	-	-
TIME.....	8	3.57	-	2	-	-	-	-	-	-	2	2	2	2	2	-	-	-	-	-	-	2	-	-	-	-	-	-
INCENTIVE.....	31	4.04	-	-	-	-	-	-	-	-	2	-	2	-	3	1	2	-	2	14	1	-	1	1	2	-	-	-
MEN.....	22	4.64	-	2	-	-	-	-	-	-	-	-	-	-	-	-	-	-	1	14	1	-	1	1	2	-	-	-
INCENTIVE.....	20	4.85	-	-	-	-	-	-	-	-	-	-	-	-	-	-	-	-	-	14	1	-	1	1	2	-	-	-
SPREADERS.....	56	3.70	-	2	2	3	2	-	-	-	10	2	-	2	5	3	5	12	6	-	1	-	1	-	-	-	-	-
TIME.....	35	3.33	-	2	2	3	2	-	-	-	10	2	-	2	4	2	2	1	3	-	-	-	-	-	-	-	-	-
INCENTIVE.....	21	4.30	-	-	-	-	-	-	-	-	-	-	-	-	1	1	3	11	3	-	1	-	1	-	-	-	-	-
MEN.....	53	3.70	-	2	2	3	2	-	-	-	10	-	-	2	5	3	5	12	5	-	1	-	1	-	-	-	-	-
TIME.....	33	3.34	-	2	2	3	2	-	-	-	10	-	-	2	4	2	2	1	3	-	-	-	-	-	-	-	-	-
INCENTIVE.....	20	4.29	-	-	-	-	-	-	-	-	-	-	-	-	1	1	3	11	2	-	1	-	1	-	-	-	-	-
<u>COAT FABRICATION<sup>3</sup></u>																												
INSPECTORS, FINAL.....	95	3.01	16	11	12	-	-	3	5	5	2	9	5	8	12	-	3	2	-	2	-	-	-	-	-	-	-	-
TIME.....	43	2.43	16	11	12	-	-	3	1	-	-	-	-	-	-	-	-	-	-	-	-	-	-	-	-	-	-	-
INCENTIVE.....	52	3.49	-	-	-	-	-	-	4	5	2	9	5	8	12	-	3	2	-	2	-	-	-	-	-	-	-	-
PAIRERS AND TURNERS.....	35	2.81	12	-	8	2	2	-	2	-	-	-	-	3	1	3	1	1	-	1	-	-	-	-	-	-	-	-
TIME.....	18	2.37	12	-	6	-	-	-	-	-	-	-	-	-	-	-	-	-	-	-	-	-	-	-	-	-	-	-
INCENTIVE.....	17	3.27	-	2	2	2	-	2	-	-	-	-	-	3	1	3	1	1	-	1	-	-	-	-	-	-	-	-
PRESSERS, FINISH, HAND.....	27	3.71	1	2	3	1	1	-	2	2	1	-	-	-	-	-	-	2	2	2	2	4	2	-	-	-	-	-
WOMEN.....	19	3.42	1	2	3	1	1	-	2	-	1	-	-	-	-	-	-	2	2	2	2	2	-	-	-	-	-	-
INCENTIVE.....	17	3.54	-	3	1	1	-	2	-	1	-	-	-	-	-	-	-	2	2	2	2	4	-	-	-	-	-	-
PRESSERS, FINISH, MACHINE.....	224	3.58	24	10	5	2	1	3	10	7	8	6	3	9	11	67	27	8	8	8	9	2	4	-	-	-	-	-
TIME.....	184	3.82	8	-	1	2	1	1	8	3	6	3	9	11	67	27	8	8	8	9	2	4	-	-	-	-	-	-
MEN.....	110	3.94	4	2	1	-	-	-	2	4	3	-	1	3	49	14	7	6	7	2	4	-	-	-	-	-	-	-
INCENTIVE.....	98	4.09	-	-	-	-	-	-	2	-	-	-	-	1	1	3	49	14	7	6	7	2	4	-	-	-	-	-
WOMEN.....	114	3.24	8	4	2	1	3	8	3	5	6	2	8	8	18	13	1	2	2	-	-	-	-	-	-	-	-	-
INCENTIVE.....	86	3.50	8	-	-	2	1	1	6	3	5	6	2	8	18	13	1	2	2	-	-	-	-	-	-	-	-	-
SEWING-MACHINE OPERATORS <sup>4</sup> .....	2,101	2.98	398	181	276	74	87	79	99	95	102	87	76	148	126	111	69	37	24	13	3	9	5	2	-	-	-	-
TIME.....	1,813	3.08	278	133	158	74	85	79	99	95	102	87	76	148	126	111	69	37	24	13	3	9	5	2	-	-	-	-
INCENTIVE.....	288	3.15	32	10	11	9	16	13	14	8	10	7	9	27	25	9	8	10	3	3	-	-	-	-	-	-	-	-

See footnotes at end of table.

**Table 14. Occupational earnings: Georgia—All shops—Continued**

(Number and average straight-time hourly earnings<sup>1</sup> of workers in selected occupations in men's and boys' suit and coat manufacturing establishments, April 1976)

Occupation and sex	Number of workers	Average hourly earnings <sup>1</sup>	Number of workers receiving straight-time hourly earnings (in dollars) of—																										
			2.30 and under 2.40	2.40-2.50	2.50-2.60	2.60-2.70	2.70-2.80	2.80-2.90	2.90-3.00	3.00-3.10	3.10-3.20	3.20-3.30	3.30-3.40	3.40-3.60	3.60-3.80	3.80-4.00	4.00-4.20	4.20-4.40	4.40-4.60	4.60-4.80	4.80-5.00	5.00-5.20	5.20-5.40	5.40-5.60	5.60-5.80	5.80-6.00	6.00-6.40	6.40-6.80	
<b>SELECTED PRODUCTION OCCUPATIONS--</b>																													
<b>CONTINUED</b>																													
<b>COAT FABRICATION<sup>2</sup>--CONTINUED</b>																													
<b>SEWING-MACHINE OPERATORS<sup>4</sup>--CONTINUED</b>																													
BUTTON SEWING.....	63	\$2.95	16	6	11	-	2	-	-	1	3	1	6	7	1	6	1	-	1	-	-	-	-	-	-	-	-	-	-
INCENTIVE.....	35	3.39	4	-	3	-	-	-	-	1	3	1	6	7	1	6	1	-	1	-	-	-	-	-	-	-	-	-	
BUTTONHOLE MAKING.....	35	3.13	1	-	13	-	-	4	1	2	3	3	-	-	1	1	1	2	-	2	1	-	-	-	-	-	-	-	
INCENTIVE.....	29	3.26	1	-	7	-	-	4	1	2	3	3	-	-	1	1	1	2	-	2	1	-	-	-	-	-	-	-	
COLLAR PREPARING, EXCEPT PIECING OR PADDING.....	52	2.82	13	11	9	1	-	1	2	-	3	3	-	-	-	2	5	2	-	-	-	-	-	-	-	-	-	-	
INCENTIVE.....	24	3.33	1	2	2	1	-	1	2	-	3	3	-	-	-	2	5	2	-	-	-	-	-	-	-	-	-	-	
COLLAR SETTING.....	104	3.23	11	4	18	3	-	-	2	9	4	3	3	13	7	8	14	3	1	1	-	-	-	-	-	-	-	-	
INCENTIVE.....	89	3.36	5	4	9	3	-	-	2	9	4	3	3	13	7	8	14	3	1	1	-	-	-	-	-	-	-	-	
FACING TACKLING.....	36	2.93	8	2	5	2	4	3	-	-	2	-	1	1	2	2	4	4	-	-	-	-	-	-	-	-	-	-	
INCENTIVE.....	26	3.14	2	2	1	2	4	3	-	-	2	-	1	1	2	2	4	4	-	-	-	-	-	-	-	-	-	-	
PELL BODY LINING, BOTTOM AND SIDE.....	46	3.41	6	1	-	1	-	-	1	2	4	6	4	3	5	4	4	4	-	5	-	-	-	-	-	-	-	-	
JOIN SHOULDER, CLOTH.....	33	3.09	8	-	3	-	2	3	4	1	-	2	1	3	2	1	-	-	-	1	-	-	2	-	-	-	-	-	
INCENTIVE.....	27	3.27	2	-	3	-	2	3	4	1	-	2	1	3	2	1	-	-	-	1	-	2	-	-	-	-	-	-	
JOIN SIDE SEAMS.....	97	2.93	4	9	35	5	5	1	2	3	1	6	2	11	3	2	5	1	2	-	-	-	-	-	-	-	-	-	
JOIN UNDERCOLLAR, JOIN SLEEVE LINING, OR PIECE POCKETS.....	129	3.06	18	17	7	3	8	3	9	6	7	8	3	14	10	4	5	2	4	-	-	1	-	-	-	-	-	-	
INCENTIVE.....	117	3.12	15	11	4	3	8	3	9	6	7	8	3	14	10	4	5	2	4	-	-	1	-	-	-	-	-	-	
LINING MAKER, BODY.....	91	2.70	34	22	8	6	1	-	-	2	1	-	2	5	1	4	-	3	-	-	-	-	2	-	-	-	-	-	
INCENTIVE.....	46	3.05	4	13	2	6	1	-	-	2	1	-	2	5	1	4	-	3	-	-	-	2	-	-	-	-	-	-	
PAD COLLAR AND LABELS.....	13	3.36	-	2	-	-	-	-	-	-	3	1	2	-	1	3	1	1	-	-	-	-	-	-	-	-	-	-	
POCKET SETTING AND TACKLING.....	115	2.93	30	1	11	5	4	5	10	13	8	5	2	6	4	3	4	1	1	-	-	2	-	-	-	-	-	-	
INCENTIVE.....	93	3.06	18	1	1	5	4	5	10	13	8	5	2	6	4	3	4	1	1	-	-	2	-	-	-	-	-	-	
SEW DARTS, CLOTH.....	34	2.95	9	1	2	-	1	2	4	-	3	3	3	-	3	2	1	-	-	-	-	-	-	-	-	-	-	-	
INCENTIVE.....	28	3.09	3	1	2	-	1	2	4	-	3	3	3	-	3	2	1	-	-	-	-	-	-	-	-	-	-	-	
SEW EDGE TAPE.....	35	3.19	4	4	1	2	2	2	1	1	2	2	-	8	2	-	1	-	-	-	-	3	-	-	-	-	-	-	
SEW IN SLEEVE.....	99	3.30	4	5	20	2	-	4	1	-	9	5	10	6	8	6	6	6	2	3	1	1	-	-	-	-	-	-	
SLEEVE MAKING, CLOTH.....	55	2.84	7	11	5	3	4	1	5	3	4	1	3	2	1	-	-	-	-	-	-	-	-	-	-	-	-	-	
TAPE ARMHOLES.....	31	3.12	4	2	3	1	1	1	2	2	2	2	-	1	5	1	2	2	-	-	-	-	-	-	-	-	-	-	
SHAPERS <sup>5</sup> .....	23	3.46	6	-	-	-	1	2	-	-	1	-	2	-	1	5	1	3	-	1	-	1	-	-	-	-	-	-	
WOMEN.....	14	3.13	6	-	-	-	-	1	-	-	-	-	1	-	2	-	2	1	1	-	-	-	-	-	-	-	-	-	
THREAD TRIMMERS AND BASTING																													
PULLERS.....	75	2.54	45	5	5	2	-	2	4	2	2	1	6	1	-	-	-	-	-	-	-	-	-	-	-	-	-	-	
INCENTIVE.....	45	2.69	17	3	5	2	-	2	4	2	2	1	6	1	-	-	-	-	-	-	-	-	-	-	-	-	-	-	
UNDERPRESSERS.....	98	2.87	49	2	1	4	2	-	4	2	4	4	3	2	6	9	1	3	-	1	-	1	-	-	-	-	-	-	
INCENTIVE.....	76	3.03	27	2	1	4	2	-	4	2	4	4	3	2	6	9	1	3	-	1	-	1	-	-	-	-	-	-	
WOMEN:																													
INCENTIVE.....	66	2.93	26	2	1	4	2	-	4	-	4	4	3	2	3	8	1	1	-	1	-	-	-	-	-	-	-	-	

See footnotes at end of table.

**Table 14. Occupational earnings: Georgia - All shops—Continued**

(Number and average straight-time hourly earnings<sup>1</sup> of workers in selected occupations in men's and boys' suit and coat manufacturing establishments, April 1976)

Occupation and sex	Number of workers	Average hourly earnings <sup>1</sup>	Number of workers receiving straight-time hourly earnings (in dollars) of--																										
			2.30 and under 2.40	2.40	2.50	2.60	2.70	2.80	2.90	3.00	3.10	3.20	3.30	3.40	3.60	3.80	4.00	4.20	4.40	4.60	4.80	5.00	5.20	5.40	5.60	5.80	6.00	6.40	
<b>SELECTED PRODUCTION OCCUPATIONS--</b>																													
<b>CONTINUED</b>																													
<b>TROUSER FABRICATION<sup>3</sup></b>																													
INSPECTORS, FINAL.....	48	\$3.14	2	4	-	8	1	4	8	2	-	2	-	4	6	2	3	-	-	2	-	-	-	-	-	-	-	-	-
INCENTIVE.....	44	3.21	-	2	-	8	1	4	8	2	-	2	-	4	6	2	3	-	-	2	-	-	-	-	-	-	-	-	-
PRESSERS, FINISH <sup>5</sup> .....	47	3.62	-	-	2	2	-	-	2	2	4	-	2	2	4	17	8	2	-	-	-	-	-	-	-	-	-	-	-
WOMEN.....	36	3.52	-	-	2	2	-	-	2	2	4	-	2	2	4	10	4	2	-	-	-	-	-	-	-	-	-	-	-
SEWING-MACHINE OPERATORS <sup>5</sup> .....	574	2.98	32	58	133	29	20	31	36	24	28	25	29	39	28	33	16	6	6	-	-	-	-	-	-	-	-	-	-
ATTACH FLY.....	18	3.28	-	2	-	-	-	-	2	-	-	5	2	6	-	-	-	1	-	-	-	-	-	-	-	-	-	-	-
ATTACH WAISTBAND.....	36	2.79	5	4	10	4	-	4	-	-	-	1	2	3	2	-	-	1	-	-	-	-	-	-	-	-	-	-	-
ATTACH ZIPPERS.....	9	3.12	-	-	4	-	-	-	-	-	-	2	-	3	-	-	-	-	-	-	-	-	-	-	-	-	-	-	-
BARTACKING.....	46	2.80	-	10	18	1	2	-	4	-	2	3	1	2	1	-	-	-	2	-	-	-	-	-	-	-	-	-	-
JOIN SEAMS.....	36	3.14	6	1	6	3	2	-	1	-	2	1	-	1	1	10	-	-	-	-	-	-	-	-	-	-	-	-	-
MAKE POCKETS.....	49	3.11	-	5	6	-	2	2	6	2	6	6	5	2	4	2	-	-	-	-	-	-	-	-	-	-	1	-	-
SEWING.....	38	2.93	2	2	4	4	1	8	2	2	5	2	2	2	2	2	-	-	-	-	-	-	-	-	-	-	-	-	-
SEW ON WAISTBAND LINING.....	8	3.10	1	-	3	-	-	-	-	-	-	-	-	-	2	-	-	-	-	-	-	-	-	-	-	-	-	-	-
STITCH POCKETS.....	15	3.23	1	1	1	1	-	-	2	1	-	-	-	2	2	4	-	-	-	-	-	-	-	-	-	-	-	-	-
<b>MISCELLANEOUS<sup>6</sup></b>																													
ADJUSTERS (REPAIRERS).....	59	4.41	-	2	-	-	-	-	-	-	2	3	-	7	5	2	3	4	8	-	2	8	3	12	6	-	2	-	-
MEN.....	54	4.54	-	-	-	-	-	-	-	-	2	1	-	6	5	2	3	4	8	-	2	8	3	12	6	-	2	-	-
JANITORS.....	66	2.84	3	-	12	7	15	2	2	5	14	4	-	2	-	-	-	-	-	-	-	-	-	-	-	-	-	-	-
MEN.....	47	2.95	-	-	2	4	12	2	2	5	14	4	-	2	-	-	-	-	-	-	-	-	-	-	-	-	-	-	-
WOMEN.....	19	2.56	3	-	10	3	3	-	-	-	-	-	-	-	-	-	-	-	-	-	-	-	-	-	-	-	-	-	-
PACKERS.....	16	3.02	2	-	3	-	1	-	-	5	-	-	-	1	2	2	-	-	-	-	-	-	-	-	-	-	-	-	-
MEN.....	9	2.92	2	-	3	-	-	-	-	1	-	-	-	1	2	2	-	-	-	-	-	-	-	-	-	-	-	-	-
WOMEN.....	7	3.15	-	-	-	-	1	-	4	-	-	-	-	2	-	-	-	-	-	-	-	-	-	-	-	-	-	-	-
STOCK CLERKS, GARMENTS.....	33	2.96	3	-	8	-	3	2	4	-	1	5	-	2	5	-	-	-	-	-	-	-	-	-	-	-	-	-	-
STOCK CLERKS, PIECE GOODS.....	15	3.38	-	-	-	-	-	2	-	7	-	-	-	2	-	-	2	-	2	-	-	-	-	-	-	-	-	-	-
MEN.....	13	3.45	-	-	-	-	-	1	-	6	-	-	-	2	-	-	2	-	2	-	-	-	-	-	-	-	-	-	-
WORK DISTRIBUTORS.....	158	2.95	21	10	10	4	3	14	2	8	53	9	-	14	6	4	-	-	-	-	-	-	-	-	-	-	-	-	-
MEN.....	94	3.04	3	8	6	4	-	9	2	2	32	9	-	12	3	4	-	-	-	-	-	-	-	-	-	-	-	-	-
WOMEN.....	64	2.82	18	2	4	-	3	5	-	6	21	-	-	2	3	-	-	-	-	-	-	-	-	-	-	-	-	-	-

<sup>1</sup> Excludes premium pay for overtime and for work on weekends, holidays, and late shifts. These surveys, based on a representative sample of establishments, are designed to measure the level of occupational earnings at a particular time. Thus, comparisons made with previous studies may not reflect expected wage movements because of change in the sample composition, and shifts in employment among establishments with different pay levels. Such shifts, for example, could decrease an occupational average, even though most establishments increased wages between periods being compared. Approximately 74 percent of the production workers covered by the survey are incentive rated.

<sup>2</sup> All or virtually all workers are men.

<sup>3</sup> Where separate information is not shown by sex, all or virtually all workers are women.

<sup>4</sup> Includes data for workers in classifications in addition to those shown separately.

<sup>5</sup> All or virtually all workers are incentive-rated.

<sup>6</sup> All or virtually all workers are time-rated.

**Table 15. Occupational earnings: Kentucky—All shops**

(Number and average straight-time hourly earnings<sup>1</sup> of workers in selected occupations in men's and boys' suit and coat manufacturing establishments, April 1976)

Occupation and sex	Number of workers	Average hourly earnings <sup>1</sup>	Number of workers receiving straight-time hourly earnings (in dollars) of—																											
			2.20 and under 2.30	2.30 — 2.40	2.40 — 2.50	2.50 — 2.60	2.60 — 2.70	2.70 — 2.80	2.80 — 2.90	2.90 — 3.00	3.00 — 3.20	3.20 — 3.40	3.40 — 3.60	3.60 — 3.80	3.80 — 4.00	4.00 — 4.20	4.20 — 4.40	4.40 — 4.60	4.60 — 4.80	4.80 — 5.00	5.00 — 5.20	5.20 — 5.40	5.40 — 5.60	5.60 — 5.80	5.80 — 6.00	6.00 — 6.20	6.20 — 6.40	6.40 — 6.60	6.60 and over	
<b>ALL PRODUCTION WORKERS.....</b>	<b>3,431</b>	<b>\$3.76</b>	-	558	71	75	85	55	73	67	179	202	194	194	345	209	206	173	145	118	121	91	89	57	33	18	24	16	33	
<b>MEN.....</b>	<b>426</b>	<b>4.57</b>	-	17	3	6	13	2	7	6	13	4	4	14	54	26	23	20	24	21	37	27	26	16	15	8	21	5	14	
<b>WOMEN.....</b>	<b>3,005</b>	<b>3.64</b>	-	541	68	69	72	53	66	61	166	198	190	180	291	183	183	153	121	97	84	64	63	41	18	10	3	11	19	
<b>SELECTED PRODUCTION OCCUPATIONS</b>																														
<b>CUTTING</b>																														
CUTTERS, CLOTH <sup>2</sup> .....	22	5.08	-	-	-	-	-	-	-	-	1	-	-	-	1	2	1	2	3	1	1	-	1	5	1	-	1	2	-	
CUTTERS, LINING <sup>2</sup> .....	15	5.74	-	-	-	-	-	-	-	-	-	-	-	-	-	-	-	-	-	2	-	-	4	3	3	1	1	-	1	
INCENTIVE.....	13	5.86	-	-	-	-	-	-	-	-	-	-	-	-	-	-	-	-	-	-	-	-	4	3	3	1	1	-	1	
SPREADERS.....	30	3.88	-	6	2	-	-	-	1	-	4	2	-	1	-	-	1	2	-	2	1	1	5	2	-	-	-	-	-	
<b>MEN.....</b>	<b>18</b>	<b>3.25</b>	-	6	2	-	-	-	1	-	2	1	-	1	-	-	1	2	-	1	1	-	1	-	-	-	-	-	-	
<b>COAT FABRICATION</b>																														
INSPECTORS, FINAL <sup>3</sup> .....	58	3.72	-	6	8	-	1	-	-	-	8	3	1	2	11	1	3	2	1	2	3	2	-	3	-	-	-	-	1	
<b>TIME.....</b>	<b>33</b>	<b>3.79</b>	-	4	6	-	-	-	-	-	2	-	1	-	10	-	2	-	-	2	3	-	2	-	1	-	-	-	-	
<b>INCENTIVE.....</b>	<b>25</b>	<b>3.62</b>	-	2	2	-	1	-	-	-	6	3	-	2	1	1	1	2	1	-	-	2	-	-	-	-	-	-	-	
PAIERS AND TURNERS <sup>3</sup> .....	11	3.54	-	-	1	-	-	-	-	-	3	-	1	-	5	-	1	-	-	-	-	-	-	-	-	-	-	-	-	
PRESSERS, FINISH, HAND <sup>4</sup> .....	44	3.57	-	5	2	-	1	1	1	2	5	3	6	2	1	2	4	3	2	-	3	1	-	-	-	-	-	-	-	
PRESSERS, FINISH, MACHINE.....	201	4.42	-	10	3	9	4	5	3	3	7	8	6	8	12	10	13	6	12	9	8	17	11	4	2	6	18	1	6	
<b>INCENTIVE.....</b>	<b>189</b>	<b>4.50</b>	-	10	1	3	4	5	3	3	7	8	6	8	11	9	13	6	12	9	8	15	11	4	2	6	18	1	6	
<b>WOMEN.....</b>	<b>150</b>	<b>4.06</b>	-	10	3	9	4	5	2	3	7	8	6	6	11	8	12	5	11	6	5	9	8	2	1	-	2	1	6	
<b>INCENTIVE.....</b>	<b>140</b>	<b>4.15</b>	-	10	1	3	4	5	2	3	7	8	6	6	10	7	12	5	11	6	5	9	8	2	1	-	2	1	6	
SEWING-MACHINE OPERATORS <sup>5</sup> .....	1,320	3.38	-	344	35	34	30	26	33	27	76	97	79	81	108	74	71	56	46	31	22	24	13	4	1	3	-	1	4	
<b>INCENTIVE.....</b>	<b>1,229</b>	<b>3.46</b>	-	276	29	28	28	24	31	25	76	95	79	81	108	74	70	56	46	31	22	24	13	4	1	3	-	1	4	
BASTERS.....	103	3.52	-	17	2	4	6	1	4	1	11	6	4	3	13	3	7	2	8	2	4	4	1	-	-	-	-	-	-	
<b>BUTTON SEWING.....</b>	<b>15</b>	<b>3.20</b>	-	5	2	1	-	-	-	-	1	1	1	-	2	-	1	-	-	-	2	-	-	-	-	-	-	-	-	
<b>BUTTONHOLE MAKING.....</b>	<b>13</b>	<b>3.15</b>	-	5	1	-	-	-	-	-	1	-	-	3	2	-	-	-	-	-	1	-	-	-	-	-	-	-	-	
<b>COLLAR PREPARING, EXCEPT PIECING OR PADDING.....</b>	<b>27</b>	<b>3.39</b>	-	8	-	1	-	-	-	1	1	2	2	2	3	1	3	1	1	-	-	1	-	-	-	-	-	-	-	
<b>COLLAR SETTING.....</b>	<b>45</b>	<b>3.96</b>	-	9	-	-	1	1	-	-	1	1	3	1	3	5	8	2	2	3	1	-	2	-	-	-	-	-	2	
<b>FELL BODY LINING, BOTTOM AND SIDE.....</b>	<b>48</b>	<b>3.82</b>	-	4	1	-	1	1	1	-	7	2	4	3	3	5	2	4	3	2	1	2	1	1	-	-	-	-	-	
<b>JOIN SHOULDER, CLOTH.....</b>	<b>31</b>	<b>3.39</b>	-	8	-	2	-	3	-	1	1	1	1	2	3	3	1	-	2	2	-	1	-	-	-	-	-	-	-	
<b>JOIN SIDE SEAMS.....</b>	<b>52</b>	<b>3.41</b>	-	7	2	-	-	-	-	-	3	3	1	7	5	3	-	5	3	2	-	-	-	-	-	-	-	1	-	
<b>INCENTIVE.....</b>	<b>48</b>	<b>3.50</b>	-	15	-	-	-	-	-	-	3	3	1	7	5	3	-	5	3	2	-	-	-	-	-	-	-	-	-	
<b>JOIN UNDERCOLLAR, JOIN SLEEVE LINING, OR PIECE POCKETS.....</b>	<b>112</b>	<b>3.66</b>	-	20	1	4	-	2	3	1	4	11	5	9	10	9	10	5	2	6	4	3	1	-	-	2	-	-	-	
<b>LINING BAKER, BODY.....</b>	<b>46</b>	<b>3.49</b>	-	11	2	1	2	-	-	1	3	2	4	3	5	1	2	1	3	-	3	1	-	-	-	-	-	-	-	
<b>PAD COLLAR AND LABELS.....</b>	<b>19</b>	<b>3.11</b>	-	9	-	-	-	-	-	-	2	1	1	-	3	-	2	-	-	-	-	1	-	-	-	-	-	-	-	
<b>INCENTIVE.....</b>	<b>18</b>	<b>3.04</b>	-	9	-	-	-	-	-	-	2	1	1	-	3	-	1	-	-	-	-	1	-	-	-	-	-	-	-	
<b>POCKET SETTING AND TACKING.....</b>	<b>81</b>	<b>3.24</b>	-	16	3	4	5	2	3	1	10	10	3	5	6	4	2	2	2	1	1	1	1	-	-	-	-	-	1	
<b>SEW DARTS, CLOTH.....</b>	<b>39</b>	<b>3.48</b>	-	15	1	-	-	1	1	-	2	-	1	1	-	3	3	3	1	1	3	2	1	-	-	-	-	-	-	
<b>INCENTIVE.....</b>	<b>37</b>	<b>3.54</b>	-	13	1	-	-	1	1	-	2	-	1	1	-	3	3	3	1	1	3	2	1	-	-	-	-	-	-	
<b>SEW EDGE TAPE.....</b>	<b>40</b>	<b>3.79</b>	-	1	2	2	-	-	1	1	3	4	4	3	2	4	3	2	3	1	1	2	1	-	-	-	-	-	-	

See footnotes at end of table.

**Table 15. Occupational earnings: Kentucky—All shops—Continued**

(Number and average straight-time hourly earnings<sup>1</sup> of workers in selected occupations in men's and boys' suit and coat manufacturing establishments, April 1976)

Occupation and sex	Number of workers	Average hourly earnings <sup>2</sup>	Number of workers receiving straight-time hourly earnings (in dollars) of—																										
			2.20 and under 2.30	2.30 2.40	2.40 2.50	2.50 2.60	2.60 2.70	2.70 2.80	2.80 2.90	2.90 3.00	3.00 3.20	3.20 3.40	3.40 3.60	3.60 3.80	3.80 4.00	4.00 4.20	4.20 4.40	4.40 4.60	4.60 4.80	4.80 5.00	5.00 5.20	5.20 5.40	5.40 5.60	5.60 5.80	5.80 6.00	6.00 6.20	6.20 6.40	6.40 6.60	6.60 and over
<b>SELECTED PRODUCTION OCCUPATIONS--</b>																													
<b>CONTINUED</b>																													
<b>COAT FABRICATION--CONTINUED</b>																													
<b>SEWING-MACHINE OPERATORS--CONTINUED</b>																													
SEW IN SLEEVE.....	79	\$3.59	-	13	1	3	-	2	1	1	4	9	8	5	2	9	5	5	3	5	-	-	-	3	-	-	-	-	-
SLEEVE MAKING, CLOTH.....	65	3.59	-	8	1	-	2	5	1	2	1	10	4	5	8	3	3	2	3	1	2	2	2	-	3	-	-	-	
TAPE ARMHOLES.....	30	3.48	-	5	1	-	-	-	2	1	3	3	3	2	1	2	2	2	1	1	-	1	1	-	-	-	-	-	
SHAPERS <sup>4</sup> .....	21	3.30	-	6	2	-	1	1	-	-	1	1	1	1	1	2	-	1	1	-	-	1	-	-	-	-	-	-	
THREAD TRIMMERS AND BASTING																													
PULLERS <sup>5</sup> .....	71	3.61	-	20	-	1	-	-	-	2	2	2	4	8	4	7	5	6	3	1	2	1	-	-	2	-	-	1	
UNDERPRESSERS <sup>6</sup> .....	42	3.59	-	13	-	-	-	-	1	-	5	1	2	2	1	1	3	7	1	-	2	-	1	2	-	-	-	-	
<b>COATSEWING FABRICATION<sup>3</sup></b>																													
INSPECTORS, FINAL.....	12	3.04	-	6	-	1	1	-	-	-	-	1	-	-	-	1	-	-	1	-	1	-	-	-	-	-	-	-	
SEWING-MACHINE OPERATORS <sup>5</sup> .....	314	3.56	-	46	9	6	16	5	11	9	19	20	25	16	36	23	22	9	10	7	6	2	5	5	5	1	-	1	
SERGING <sup>6</sup> .....	11	3.67	-	-	-	-	-	-	-	-	1	1	1	4	3	1	-	-	-	-	-	-	-	-	-	-	-	-	
<b>MISCELLANEOUS<sup>7</sup></b>																													
ADJUSTERS (REPAIRERS) <sup>2</sup> .....	18	5.08	-	-	-	-	-	-	-	-	-	-	-	-	-	-	2	2	1	-	4	5	3	-	1	-	-	-	
JANITORS.....	20	3.25	-	6	-	-	-	-	-	4	-	-	-	-	10	-	-	-	-	-	-	-	-	-	-	-	-	-	
WOMEN.....	15	3.30	-	4	-	-	-	-	-	-	3	-	-	-	8	-	-	-	-	-	-	-	-	-	-	-	-	-	
WORK DISTRIBUTORS.....	17	2.90	-	8	-	-	2	-	2	-	-	-	-	-	4	1	-	-	-	-	-	-	-	-	-	-	-	-	
WOMEN.....	15	2.75	-	8	-	-	2	-	2	-	-	-	-	-	3	-	-	-	-	-	-	-	-	-	-	-	-	-	

<sup>1</sup> Excludes premium pay for overtime and for work on weekends, holidays, and late shifts. These surveys, based on a representative sample of establishments, are designed to measure the level of occupational earnings at a particular time. Thus, comparisons made with previous studies may not reflect expected wage movements because of change in the sample composition, and shifts in employment among establishments with different pay levels. Such shifts, for example, could decrease an occupational average, even though most establishments increased wages between periods being compared. Approximately 81 percent of the production workers covered by the survey are incentive-rated.

<sup>2</sup> All or virtually all workers are men.  
<sup>3</sup> All or virtually all workers are women.  
<sup>4</sup> All or virtually all workers are women and incentive-rated.  
<sup>5</sup> Includes data for workers in classifications in addition to those shown separately.  
<sup>6</sup> All or virtually all workers are incentive-rated.  
<sup>7</sup> All or virtually all workers are time-rated.

**Table 16. Occupational earnings: New York, N.Y.-N.J.<sup>1</sup>—All shops**

(Number and average straight-time hourly earnings<sup>2</sup> of workers in selected occupations in men's and boys' suit and coat manufacturing establishments, April 1976)

Occupation and sex	Number of workers	Average hourly earnings <sup>2</sup>	Number of workers receiving straight-time hourly earnings (in dollars) of—																								
			2.30 and under 2.40	2.40-2.50	2.50-2.60	2.60-2.80	2.80-3.00	3.00-3.20	3.20-3.40	3.40-3.60	3.60-3.80	3.80-4.00	4.00-4.20	4.20-4.40	4.40-4.60	4.60-4.80	4.80-5.00	5.00-5.20	5.20-5.40	5.40-5.60	5.60-5.80	5.80-6.00	6.00-6.40	6.40-6.80	6.80-7.20	7.20 and over	
<b>ALL PRODUCTION WORKERS.....</b>	<b>7,709</b>	<b>\$4.51</b>	<b>411</b>	<b>62</b>	<b>195</b>	<b>302</b>	<b>238</b>	<b>418</b>	<b>361</b>	<b>372</b>	<b>451</b>	<b>374</b>	<b>429</b>	<b>349</b>	<b>428</b>	<b>437</b>	<b>315</b>	<b>322</b>	<b>289</b>	<b>238</b>	<b>337</b>	<b>233</b>	<b>339</b>	<b>268</b>	<b>149</b>	<b>392</b>	
<b>MEN.....</b>	<b>3,635</b>	<b>5.16</b>	<b>77</b>	<b>9</b>	<b>49</b>	<b>70</b>	<b>44</b>	<b>106</b>	<b>90</b>	<b>113</b>	<b>179</b>	<b>138</b>	<b>150</b>	<b>149</b>	<b>248</b>	<b>220</b>	<b>171</b>	<b>182</b>	<b>177</b>	<b>152</b>	<b>254</b>	<b>160</b>	<b>230</b>	<b>204</b>	<b>118</b>	<b>345</b>	
<b>WOMEN.....</b>	<b>4,074</b>	<b>3.94</b>	<b>334</b>	<b>53</b>	<b>146</b>	<b>232</b>	<b>194</b>	<b>312</b>	<b>271</b>	<b>259</b>	<b>272</b>	<b>236</b>	<b>279</b>	<b>200</b>	<b>180</b>	<b>217</b>	<b>144</b>	<b>140</b>	<b>112</b>	<b>86</b>	<b>83</b>	<b>73</b>	<b>109</b>	<b>64</b>	<b>31</b>	<b>47</b>	
<b>SELECTED PRODUCTION OCCUPATIONS</b>																											
<b>CUTTING<sup>3</sup></b>																											
<b>CUTTERS, CLOTH.....</b>	<b>107</b>	<b>7.64</b>	-	-	-	-	-	-	-	-	-	-	-	-	-	-	-	-	-	3	6	30	9	18	4	4 <sup>37</sup>	
<b>TIME.....</b>	<b>70</b>	<b>6.25</b>	-	-	-	-	-	-	-	-	-	-	-	-	-	-	-	-	-	3	6	30	9	14	4	4	
<b>INCENTIVE.....</b>	<b>37</b>	<b>10.26</b>	-	-	-	-	-	-	-	-	-	-	-	-	-	-	-	-	-	-	-	-	-	-	-	33	
<b>CUTTERS, LINING.....</b>	<b>34</b>	<b>7.08</b>	-	-	-	-	-	-	-	-	2	2	-	-	-	-	7	-	-	3	-	1	3	4	-	512	
<b>TIME.....</b>	<b>12</b>	<b>5.42</b>	-	-	-	-	-	-	-	-	-	-	-	-	-	-	-	-	-	-	-	-	-	-	-	4	
<b>INCENTIVE.....</b>	<b>22</b>	<b>7.98</b>	-	-	-	-	-	-	-	-	-	-	-	-	-	-	-	-	-	-	-	-	-	-	-	12	
<b>CUTTERS AND MARKERS, CLOTH.....</b>	<b>256</b>	<b>6.95</b>	-	-	-	-	-	-	-	-	2	2	-	-	-	-	-	-	-	2	74	14	35	24	14	693	
<b>TIME.....</b>	<b>123</b>	<b>5.99</b>	-	-	-	-	-	-	-	-	-	-	-	-	-	-	-	-	-	2	-	57	8	31	21	4	
<b>INCENTIVE.....</b>	<b>133</b>	<b>7.88</b>	-	-	-	-	-	-	-	-	-	-	-	-	-	-	-	-	-	2	17	6	4	3	10	93	
<b>MARKERS.....</b>	<b>19</b>	<b>7.96</b>	-	-	-	-	-	-	-	-	-	-	-	-	-	-	-	-	-	-	1	1	3	1	3	711	
<b>INCENTIVE.....</b>	<b>15</b>	<b>8.36</b>	-	-	-	-	-	-	-	-	-	-	-	-	-	-	-	-	-	-	1	-	1	-	2	11	
<b>COAT FABRICATION</b>																											
<b>BASTERS, HAND.....</b>	<b>150</b>	<b>5.10</b>	-	-	1	-	2	-	5	8	8	7	10	7	5	6	8	14	4	12	16	8	7	14	2	6	
<b>INCENTIVE.....</b>	<b>125</b>	<b>5.30</b>	-	-	-	-	-	-	3	6	2	4	10	7	4	6	12	4	12	14	8	6	14	2	2	6	
<b>MEN.....</b>	<b>105</b>	<b>5.51</b>	-	-	1	-	-	-	-	2	-	4	4	7	2	2	7	9	4	12	16	8	7	14	2	4	
<b>TIME.....</b>	<b>7</b>	<b>4.98</b>	-	-	1	-	-	-	-	-	-	-	-	-	-	2	1	-	-	-	2	-	1	-	-	-	
<b>WOMEN.....</b>	<b>45</b>	<b>4.15</b>	-	-	-	-	2	-	5	6	8	3	6	3	4	1	5	-	-	-	-	-	-	-	-	2	
<b>INCENTIVE.....</b>	<b>27</b>	<b>4.38</b>	-	-	-	-	-	-	3	4	2	6	3	4	3	4	3	-	-	-	-	-	-	-	-	2	
<b>BUTTON SEWERS, HAND.....</b>	<b>55</b>	<b>3.83</b>	3	3	-	-	7	2	2	6	4	11	6	3	1	2	-	-	-	3	-	-	-	-	-	2	
<b>TIME.....</b>	<b>20</b>	<b>3.53</b>	3	1	-	-	-	2	2	2	2	7	-	3	-	-	-	-	-	-	-	-	-	-	-	-	
<b>INCENTIVE.....</b>	<b>35</b>	<b>4.00</b>	-	2	-	-	7	2	4	2	4	6	4	1	2	-	-	-	-	3	-	-	-	-	-	2	
<b>WOMEN.....</b>	<b>47</b>	<b>3.60</b>	3	3	-	-	7	2	2	6	4	11	4	3	1	2	-	-	-	1	-	-	-	-	-	-	
<b>TIME.....</b>	<b>20</b>	<b>3.53</b>	3	1	-	-	-	2	2	2	2	7	-	3	-	-	-	-	-	-	-	-	-	-	-	-	
<b>INCENTIVE.....</b>	<b>27</b>	<b>3.65</b>	-	2	-	-	7	-	4	2	4	4	4	1	2	-	-	-	-	1	-	-	-	-	-	-	
<b>BUTTONHOLE MAKERS, HAND<sup>2</sup>.....</b>	<b>78</b>	<b>4.20</b>	-	-	-	5	1	7	2	6	7	7	6	5	2	12	6	2	2	4	2	4	2	4	-	-	
<b>TIME.....</b>	<b>12</b>	<b>3.74</b>	-	-	-	5	1	3	2	-	-	1	2	1	-	2	-	-	-	-	-	-	-	-	-	-	
<b>INCENTIVE.....</b>	<b>66</b>	<b>4.29</b>	-	-	-	5	-	4	-	6	7	6	4	4	2	12	4	-	2	4	2	4	2	4	-	-	
<b>COLLAR SETTERS, HAND.....</b>	<b>29</b>	<b>4.72</b>	1	-	-	-	-	-	2	1	-	5	3	1	2	1	2	1	2	2	2	2	3	2	-	-	
<b>MEN.....</b>	<b>19</b>	<b>5.09</b>	-	-	-	-	-	-	-	1	-	3	2	-	2	1	-	1	-	-	-	-	3	2	-	-	
<b>WOMEN.....</b>	<b>10</b>	<b>4.01</b>	1	-	-	-	-	-	2	-	-	2	1	1	-	-	2	-	1	-	-	2	1	-	-	-	
<b>FINISHERS, HANDS<sup>2</sup>.....</b>	<b>467</b>	<b>3.81</b>	19	10	9	20	29	33	36	36	45	32	44	30	43	29	16	8	11	8	5	3	-	1	-	-	
<b>TIME.....</b>	<b>26</b>	<b>5.46</b>	-	-	-	-	2	-	-	2	-	-	2	-	-	-	-	-	-	4	2	4	8	6	4	1018	
<b>INCENTIVE.....</b>	<b>38</b>	<b>7.08</b>	-	-	-	2	-	-	-	2	-	-	2	-	-	-	-	-	4	2	4	2	3	3	4	16	
<b>MEN.....</b>	<b>59</b>	<b>6.63</b>	-	-	-	-	-	-	-	2	-	-	-	-	-	-	-	-	-	2	12	4	7	6	4	18	
<b>TIME.....</b>	<b>22</b>	<b>5.82</b>	-	-	-	-	-	-	-	2	-	-	-	-	-	-	-	-	4	2	4	2	5	3	-	2	
<b>INCENTIVE.....</b>	<b>37</b>	<b>7.11</b>	-	-	-	-	-	-	-	-	-	-	-	-	-	-	-	-	-	8	2	2	2	3	4	16	

See footnotes at end of table.

**Table 16. Occupational earnings: New York, N.Y.-N.J.—All shops—Continued**

(Number and average straight-time hourly earnings<sup>1</sup> of workers in selected occupations in men's and boys' suit and coat manufacturing establishments, April 1976)

Occupation and sex	Number of workers	Average hourly earnings <sup>2</sup>	Number of workers receiving straight-time hourly earnings (in dollars) of--																									
			2.30 and under 2.40	2.40 - 2.50	2.50 - 2.60	2.60 - 2.80	2.80 - 3.00	3.00 - 3.20	3.20 - 3.40	3.40 - 3.60	3.60 - 3.80	3.80 - 4.00	4.00 - 4.20	4.20 - 4.40	4.40 - 4.60	4.60 - 4.80	4.80 - 5.00	5.00 - 5.20	5.20 - 5.40	5.40 - 5.60	5.60 - 5.80	5.80 - 6.00	6.00 - 6.40	6.40 - 6.80	6.80 - 7.20	7.20 and over		
<b>SELECTED PRODUCTION OCCUPATIONS--</b>																												
<b>CONTINUED</b>																												
<b>COAT FABRICATION--CONTINUED</b>																												
INSPECTORS, FINAL.....	120	\$3.86	8	-	4	5	9	8	14	12	8	5	5	7	4	8	12	2	-	4	-	-	-	1	-	-	-	4
TIME.....	65	3.83	1	-	3	-	5	6	8	8	5	5	5	4	-	3	7	2	-	2	-	-	1	-	-	-	-	
INCENTIVE.....	55	3.89	7	-	1	5	4	2	6	4	3	-	-	3	4	5	5	2	-	2	-	-	-	-	-	-	4	
MPN.....	51	4.50	-	-	2	-	1	1	2	6	2	2	3	6	2	4	12	2	-	2	-	-	-	-	-	-	-	
TIME.....	35	4.16	-	-	2	-	-	-	1	2	2	2	3	3	2	3	7	2	-	2	-	-	-	-	-	-	-	
INCENTIVE.....	16	5.22	-	-	-	-	-	-	-	-	-	-	-	3	2	1	5	-	-	-	-	-	-	-	-	-	11q	
WOHFN.....	69	3.38	8	-	2	5	8	7	12	6	3	3	2	1	2	4	-	-	-	2	-	-	-	1	-	-	-	
TIME.....	30	3.43	1	-	1	-	4	6	6	2	3	3	2	1	2	-	-	-	-	-	-	-	-	-	-	-	-	
INCENTIVE.....	39	3.35	7	-	1	5	4	1	6	4	3	-	-	-	2	4	-	-	-	2	-	-	-	-	-	-	-	
PAIRERS AND TURNERS.....	48	4.14	-	-	-	3	-	5	7	1	9	1	1	4	-	5	3	-	1	2	2	1	-	3	-	-	-	
TIME.....	18	3.90	-	-	-	2	-	4	5	-	-	-	1	-	-	2	-	-	2	2	-	-	-	-	-	-	-	
INCENTIVE.....	30	4.29	-	-	-	1	-	1	2	1	9	1	1	3	-	5	1	-	1	-	1	-	1	-	3	-	-	
MEN.....	14	5.33	-	-	-	-	-	-	-	-	-	-	-	2	-	2	2	-	1	2	2	-	3	-	-	-	-	
TIME.....	7	5.18	-	-	-	-	-	-	-	-	-	-	-	1	-	2	-	-	2	-	-	-	-	-	-	-	-	
INCENTIVE.....	7	5.48	-	-	-	-	-	-	-	-	-	-	-	1	-	2	-	-	1	-	-	-	3	-	-	-	-	
WOMEN.....	34	3.66	-	-	-	3	-	5	7	1	9	1	1	2	-	3	1	-	-	-	-	1	-	-	-	-	-	
TIME.....	11	3.08	-	-	-	2	-	4	5	-	-	-	-	-	-	-	-	-	-	-	-	-	-	-	-	-	-	
INCENTIVE.....	23	3.93	-	-	-	1	-	1	2	1	9	1	1	2	-	3	1	-	-	-	-	1	-	-	-	-	-	
PRESSERS, FINISH, HAND <sup>3</sup> .....	172	5.00	4	-	2	2	-	2	6	4	16	3	8	4	11	7	2	13	24	15	7	6	23	4	4	5	-	
TIME.....	21	4.16	-	-	2	-	-	-	4	-	4	-	4	-	4	-	-	-	-	-	-	1	-	2	-	-	-	
INCENTIVE.....	151	5.11	4	-	2	-	2	2	2	4	12	3	4	4	7	7	2	13	24	15	7	6	22	4	2	5		
PRESSERS, FINISH, MACHINE <sup>3</sup> .....	343	4.99	-	2	2	11	2	16	11	18	22	7	16	14	17	17	7	18	13	20	29	23	33	24	4	17		
TIME.....	81	3.88	-	2	-	6	-	16	6	12	4	-	2	7	5	5	-	9	3	2	-	2	-	-	-	-		
INCENTIVE.....	262	5.33	-	-	2	5	2	-	5	6	18	7	14	7	12	12	7	9	10	18	29	23	31	24	4	17		
SEWING-MACHINE OPERATORS <sup>1,2</sup> .....	2,401	4.60	90	16	50	87	60	148	97	103	124	131	148	114	92	147	113	138	107	73	100	63	133	104	43	120		
TIME.....	619	3.70	32	3	33	48	31	85	43	40	53	33	58	33	16	19	14	22	18	4	10	3	9	11	-	1		
INCENTIVE.....	1,782	4.91	58	13	17	39	29	63	54	63	71	98	90	81	76	128	99	116	89	69	90	60	124	93	43	119		
MEN.....	859	5.22	11	3	7	18	9	24	22	30	31	48	46	31	27	40	39	54	57	33	55	27	62	69	29	1387		
TIME.....	175	4.43	3	-	2	7	1	13	6	10	15	6	20	11	8	8	3	12	16	4	7	2	9	11	-	1		
INCENTIVE.....	684	5.43	8	3	5	11	8	11	16	20	16	42	26	20	19	32	36	42	41	29	48	25	53	58	29	86		
WOMEN.....	1,542	4.25	79	13	43	69	51	124	75	73	93	83	102	83	65	107	74	84	50	40	45	36	71	35	14	33		
TIME.....	444	3.41	29	3	31	41	30	72	37	30	38	27	38	22	8	11	11	10	2	-	3	1	-	-	-	-		
INCENTIVE.....	1,098	4.59	50	10	12	28	21	52	38	43	55	56	64	61	57	96	63	74	48	40	42	35	71	35	14	33		
BASTERS.....	304	4.79	8	-	10	5	6	12	11	12	19	15	19	10	14	16	15	25	12	-	8	18	9	24	10	8		
TIME.....	42	3.72	2	-	4	2	3	4	6	2	6	-	-	2	4	-	-	-	-	-	-	1	4	-	-	-		
INCENTIVE.....	262	4.97	6	-	6	3	3	8	5	10	13	9	15	19	8	10	16	15	25	10	8	18	8	20	10	8		
MEN.....	145	5.05	4	-	4	3	3	4	4	5	9	5	3	5	3	5	8	12	7	5	12	2	8	5	5	17		
TIME.....	24	3.94	-	-	2	2	-	2	4	-	6	-	-	2	-	-	-	-	2	-	-	-	4	-	-	-		
INCENTIVE.....	121	5.27	4	-	2	1	3	1	-	5	3	9	5	3	3	8	12	7	5	5	12	2	4	5	5	17		
WOMEN.....	159	4.56	4	-	6	2	3	9	7	7	10	6	14	7	9	8	3	18	5	3	6	7	16	5	3	1		
INCENTIVE.....	141	4.71	2	-	4	2	-	7	5	5	10	6	14	5	7	8	3	18	5	3	6	6	16	5	3	1		
BUTTON SEWING.....	43	4.24	-	-	-	3	2	2	2	4	2	4	3	4	3	2	2	3	2	1	2	-	1	1	-	-		
TIME.....	17	3.53	-	-	-	3	2	2	-	2	2	2	2	-	-	-	-	-	-	-	-	-	-	-	-	-		
INCENTIVE.....	26	4.71	-	-	-	-	-	-	2	2	-	2	1	4	3	-	2	3	2	1	2	-	1	1	-	-		
WOMEN.....	38	4.25	-	-	-	3	2	2	2	2	2	2	4	3	4	-	2	2	3	2	1	2	-	1	1	-		
TIME.....	15	3.54	-	-	-	3	2	2	-	-	2	2	2	-	-	-	-	-	-	-	-	-	-	-	-	-		
INCENTIVE.....	23	4.72	-	-	-	-	-	-	2	2	-	2	1	4	-	-	2	3	2	1	-	-	1	-	-	-		

See footnotes at end of table.

**Table 16. Occupational earnings: New York, N.Y.-N.J.-All shops—Continued**

(Number and average straight-time hourly earnings<sup>2</sup> of workers in selected occupations in men's and boys' suit and coat manufacturing establishments, April 1976)

Occupation and sex	Number of workers	Average hourly earnings <sup>2</sup>	Number of workers receiving straight-time hourly earnings (in dollars) of—																								
			2.30 and under 2.40	2.40 2.50	2.50 2.60	2.60 2.80	2.80 3.00	3.00 3.20	3.20 3.40	3.40 3.60	3.60 3.80	3.80 4.00	4.00 4.20	4.20 4.40	4.40 4.60	4.60 4.80	4.80 5.00	5.00 5.20	5.20 5.40	5.40 5.60	5.60 5.80	5.80 6.00	6.00 6.40	6.40 6.80	6.80 7.20	7.20 and over	
<b>SELECTED PRODUCTION OCCUPATIONS--</b>																											
<b>CONTINUED</b>																											
<b>COAT FABRICATION--CONTINUED</b>																											
<b>SPWING-MACHINE OPERATORS<sup>2</sup>--CONTINUED</b>																											
BUTTONHOLE MAKING.....	52	\$5.21	1	-	2	4	-	3	4	4	2	-	-	1	6	-	-	-	1	4	-	-	4	10	-	6	-
TIME.....	27	3.95	1	-	2	4	-	3	4	4	1	-	-	1	6	-	-	-	1	4	-	-	4	10	-	6	-
INCENTIVE.....	25	6.58	-	-	-	-	-	3	-	-	1	-	-	1	-	-	-	-	-	4	-	-	2	8	-	6	-
MEN.....	28	6.55	-	-	-	-	-	-	-	2	-	-	-	1	4	-	-	-	1	2	-	-	2	10	-	6	-
TIME.....	11	5.05	-	-	-	-	-	-	-	2	-	-	-	4	-	-	-	-	1	-	-	2	2	-	-	-	-
INCENTIVE.....	17	7.53	-	-	-	-	-	-	-	-	-	-	-	1	-	-	-	-	-	2	-	-	8	-	6	-	-
WOMEN.....	24	3.65	1	-	2	4	-	3	4	2	2	-	-	2	-	-	-	-	-	2	-	-	2	-	-	-	-
TIME.....	16	3.19	1	-	2	4	-	-	4	2	1	-	-	-	-	-	-	-	-	-	-	-	-	-	-	-	-
INCENTIVE.....	8	4.56	-	-	-	-	-	3	-	-	1	-	-	-	-	-	-	-	-	2	-	-	2	-	-	-	-
COLLAR PREPARING, EXCEPT PIERCING OR PADDING.....	73	4.01	10	2	3	5	4	2	2	2	6	6	5	5	2	-	4	2	-	2	-	2	-	4	3	2	-
TIME.....	22	3.43	2	-	2	4	-	4	2	2	4	1	-	-	6	3	2	-	-	1	-	-	-	-	-	-	-
INCENTIVE.....	51	4.26	8	2	3	5	-	-	-	2	3	3	5	2	-	4	1	-	2	-	2	-	4	3	2	-	-
MEN.....	27	4.89	2	2	2	1	-	-	-	2	2	2	1	-	2	-	2	2	-	-	-	2	-	4	3	2	-
INCENTIVE.....	23	5.15	-	2	2	1	-	-	-	2	1	-	-	1	-	-	2	1	-	-	-	2	-	4	3	2	-
WOMEN.....	46	3.49	8	-	1	4	4	2	2	2	4	4	5	4	2	-	2	-	-	2	-	-	-	-	-	-	-
INCENTIVE.....	28	3.53	8	-	1	4	-	-	-	2	3	4	2	-	2	-	2	-	-	2	-	-	-	-	-	-	-
COLLAR SETTING.....	58	4.97	1	-	-	1	-	-	-	4	-	1	4	11	-	4	8	3	-	3	8	-	-	-	2	4	-
TIME.....	10	3.88	1	-	-	-	-	-	-	2	-	4	2	-	4	1	-	-	-	1	-	-	-	-	-	-	-
INCENTIVE.....	44	5.22	-	-	-	1	-	-	-	2	-	1	-	9	-	4	7	3	-	3	8	-	-	-	2	4	-
MEN.....	26	5.49	-	-	-	-	-	-	-	2	-	3	-	3	-	3	5	2	-	3	5	-	-	-	2	4	-
WOMEN.....	28	4.50	1	-	-	1	-	-	-	2	-	1	4	8	-	-	1	3	1	-	3	3	-	-	-	-	-
TIME.....	9	3.76	1	-	-	-	-	-	-	2	-	4	2	-	-	-	1	3	1	-	3	3	-	-	-	-	-
INCENTIVE.....	19	4.85	-	-	-	1	-	-	-	2	-	1	4	6	-	1	3	1	-	3	3	-	-	-	-	-	-
FACING TACKLING.....	19	5.05	-	-	-	2	-	-	-	-	1	-	-	-	3	2	3	-	-	2	3	1	2	1	3	1	-
WOMEN.....	14	5.07	-	-	-	-	2	-	-	-	-	-	-	-	3	1	2	-	-	2	-	3	1	-	-	-	-
FELL BODY LINING, BOTTON AND SIDE.....	101	4.75	2	-	-	4	-	6	2	4	9	10	10	2	3	7	1	4	3	3	13	3	7	2	-	6	-
MEN.....	26	6.00	-	-	-	-	-	-	-	-	-	4	2	-	-	-	2	1	-	6	3	2	-	-	-	6	-
WOMEN.....	75	4.32	2	-	-	4	-	6	2	4	9	6	8	2	3	7	1	2	2	3	7	-	5	2	-	-	-
JOIN SHOULDER, CLOTH.....	45	4.61	-	-	2	3	-	-	3	5	4	-	2	1	-	7	-	5	-	3	3	1	2	2	-	2	-
TIME.....	14	3.69	-	-	2	2	-	-	-	4	-	-	2	1	-	3	-	-	-	-	-	-	-	-	-	-	-
INCENTIVE.....	31	5.03	-	-	-	1	-	-	3	5	-	-	-	-	4	-	5	-	3	3	1	2	2	-	2	-	-
MEN.....	24	4.70	-	-	-	3	-	-	3	4	-	-	-	1	3	-	2	-	2	2	-	-	-	2	-	2	-
TIME.....	6	3.99	-	-	-	2	-	-	-	-	-	-	-	1	3	-	-	-	-	-	-	-	-	-	-	-	-
INCENTIVE.....	18	4.94	-	-	-	1	-	-	3	4	-	-	-	-	-	-	2	-	2	2	-	2	-	2	-	2	-
WOMEN.....	21	4.51	-	-	2	-	-	-	-	1	4	-	2	-	4	-	3	-	1	1	1	1	2	-	-	-	-
INCENTIVE.....	13	5.15	-	-	-	-	-	-	3	4	-	-	-	-	4	-	3	-	1	1	1	2	-	-	-	-	-
JOIN SIDE SEAMS.....	76	4.45	2	2	5	2	4	3	2	3	-	4	2	8	1	5	12	4	4	1	1	1	2	-	5	2	2
TIME.....	23	3.75	-	-	4	2	4	2	-	-	-	-	-	2	-	2	4	2	-	1	-	-	-	-	-	-	-
INCENTIVE.....	53	4.75	2	2	1	-	-	1	2	3	-	4	2	6	1	3	8	2	4	-	1	2	-	5	2	2	-
MEN.....	20	5.74	-	-	-	-	-	-	-	-	-	1	1	2	-	2	4	-	1	1	-	-	4	2	2	-	-
TIME.....	17	5.85	-	-	-	-	-	-	-	-	-	1	1	2	-	2	2	-	-	1	-	-	4	2	2	-	-
WOMEN.....	56	3.98	2	2	5	2	4	3	2	3	-	3	1	6	1	5	10	-	4	-	-	2	-	1	-	-	-
TIME.....	20	3.54	-	-	4	2	4	2	-	-	-	-	-	2	-	4	-	-	-	-	-	-	-	-	-	-	-
INCENTIVE.....	36	4.23	2	2	1	-	-	1	2	3	-	3	-	3	1	4	1	3	6	-	4	-	2	-	1	-	-

See footnotes at end of table.

**Table 16. Occupational earnings: New York, N.Y.-N.J.<sup>1</sup>-All shops—Continued**

(Number and average straight-time hourly earnings<sup>2</sup> of workers in selected occupations in men's and boys' suit and coat manufacturing establishments, April 1976)

Occupation and sex	Number of workers	Average hourly earnings <sup>2</sup>	Number of workers receiving straight-time hourly earnings (in dollars) of—																								
			2.30 and under 2.40	2.40	2.50	2.60	2.80	3.00	3.20	3.40	3.60	3.80	4.00	4.20	4.40	4.60	4.80	5.00	5.20	5.40	5.60	5.80	6.00	6.40	6.80	7.20 and over	
<b>SELECTED PRODUCTION OCCUPATIONS--</b>																											
<b>CONTINUED</b>																											
<b>COAT FABRICATION--CONTINUED</b>																											
<b>SEWING-MACHINE OPERATORS--CONTINUED</b>																											
<b>JOIN UNDERCOLLAR, JOIN SLEEVE</b>																											
LINING, OR PIECE POCKETS.....	72	\$4.63	-	-	2	4	4	-	-	2	1	4	9	10	3	5	1	2	5	5	-	3	8	2	2	-	-
TIME.....	20	3.86	-	-	2	4	3	-	-	-	-	3	-	1	1	1	1	1	5	-	-	-	-	-	-	-	-
INCENTIVE.....	52	4.93	-	-	-	-	1	-	-	2	1	4	6	10	2	4	1	1	5	-	3	8	2	2	-	-	-
MEN.....	28	5.45	-	-	-	-	-	-	-	-	-	2	3	-	1	3	-	4	2	-	-	8	2	2	-	-	-
INCENTIVE.....	18	5.85	-	-	-	-	-	-	-	-	-	2	-	-	2	-	-	2	2	-	-	8	2	2	-	-	-
WOMEN.....	44	4.11	-	-	2	4	4	-	-	2	1	2	6	10	2	2	1	1	3	-	3	-	-	-	-	-	-
TIME.....	19	2.99	-	-	2	4	3	-	-	-	-	-	-	-	-	-	-	1	-	-	-	-	-	-	-	-	-
INCENTIVE.....	34	4.45	-	-	-	1	-	-	-	2	1	2	6	10	2	2	1	1	3	-	3	-	-	-	-	-	-
LINING MAKER, BODY.....	116	4.92	1	-	2	1	-	8	6	4	5	10	1	9	6	9	10	7	3	6	2	10	7	4	5	-	-
TIME.....	9	3.07	-	-	-	-	-	6	-	1	-	1	-	-	-	-	-	-	-	-	-	-	-	-	-	-	-
INCENTIVE.....	107	5.07	-	-	2	1	-	2	6	3	-	3	-	1	9	6	9	10	7	3	6	2	10	7	4	5	3
MEN.....	46	5.23	-	-	-	1	-	4	3	-	2	3	-	2	3	-	-	5	3	3	6	-	4	5	2	3	-
INCENTIVE.....	43	5.37	-	-	-	1	-	2	3	-	2	2	-	-	2	-	2	5	3	3	6	-	4	5	2	3	-
WOMEN.....	70	4.71	1	-	2	-	-	4	3	4	3	7	-	1	9	4	9	5	4	-	2	6	2	2	2	2	-
INCENTIVE.....	64	4.87	-	-	2	-	-	-	3	3	3	7	-	1	9	4	9	5	4	-	2	6	2	2	2	2	-
PAD COLLAR AND LAPPELS.....	42	5.30	1	-	-	-	-	1	-	2	2	4	1	3	1	-	4	3	3	2	-	5	6	1	3	-	-
TIME.....	7	4.21	-	-	-	-	-	1	-	-	2	-	1	-	-	-	3	-	-	-	-	-	-	-	-	-	-
INCENTIVE.....	35	5.51	1	-	-	-	-	-	-	2	-	4	-	3	1	-	4	-	3	-	2	-	5	6	1	3	-
MEN.....	24	5.59	1	-	-	-	-	-	-	-	2	-	-	1	-	2	3	1	-	2	-	3	4	-	3	-	-
INCENTIVE.....	19	5.88	1	-	-	-	-	-	-	-	2	-	-	1	-	2	-	2	-	2	-	3	4	-	3	-	-
WOMEN.....	18	4.91	-	-	-	-	-	1	-	2	-	1	3	-	-	2	-	2	-	-	2	2	2	1	-	-	-
INCENTIVE.....	16	5.08	-	-	-	-	-	-	-	2	-	2	-	3	-	2	-	2	-	2	-	2	2	1	-	-	-
POCKET SETTING AND TACKING.....	219	5.01	1	-	4	5	3	4	2	2	8	13	28	10	3	19	10	13	18	12	2	9	22	13	5	13	-
TIME.....	36	4.03	-	-	2	4	1	3	1	-	2	4	9	4	-	-	-	-	-	-	-	3	3	-	-	-	-
INCENTIVE.....	183	5.20	1	-	2	1	2	1	1	2	6	9	19	6	3	19	10	13	18	12	2	9	19	10	5	13	-
MEN.....	116	5.20	-	-	3	-	3	1	2	4	7	15	5	-	8	4	4	14	7	2	1	13	10	3	10	-	-
TIME.....	22	4.41	-	-	2	-	2	1	-	2	-	7	2	-	-	-	-	-	-	-	-	3	3	-	-	-	-
INCENTIVE.....	94	5.39	-	-	1	-	1	-	2	2	7	8	3	-	8	4	4	14	7	2	1	10	7	3	10	-	-
WOMEN.....	103	4.79	1	-	4	2	3	1	1	-	4	6	13	5	3	11	6	9	4	5	-	8	9	3	2	3	-
TIME.....	14	3.44	-	-	2	2	1	1	-	-	4	2	2	-	-	-	-	-	-	-	-	-	-	-	-	-	-
INCENTIVE.....	89	5.01	1	-	2	-	2	-	1	-	4	2	11	3	3	11	6	9	4	5	-	8	9	3	2	3	-
SEW DARTS, CLOTH.....	55	4.66	-	-	1	-	12	2	1	3	1	2	4	6	3	1	2	-	1	7	-	1	-	2	6	-	-
INCENTIVE.....	50	4.79	-	-	1	-	8	2	1	3	1	2	4	6	3	-	2	-	1	7	-	1	-	2	6	-	-
MEN.....	12	3.84	-	-	1	-	4	2	-	-	-	-	1	2	-	-	-	-	2	-	-	-	-	-	-	-	-
INCENTIVE.....	8	4.26	-	-	1	-	2	-	-	-	-	-	1	2	-	-	-	-	2	-	-	-	-	-	-	-	-
WOMEN.....	43	4.89	-	-	-	-	8	-	1	3	1	2	3	4	3	1	2	-	1	5	-	1	-	2	6	-	-
STW EDGE TAPP.....	44	5.56	-	-	-	-	-	-	-	-	-	2	-	5	-	1	5	11	-	5	-	2	9	-	3	-	-
TIME.....	11	5.30	-	-	-	-	-	-	-	-	-	-	3	-	-	-	4	-	2	-	-	2	-	-	-	-	-
INCENTIVE.....	33	5.64	-	-	-	-	-	-	-	-	-	2	-	2	-	1	1	5	7	-	3	-	2	7	-	3	-
MEN.....	37	5.64	-	-	-	-	-	-	-	-	-	2	-	5	-	1	2	8	-	5	-	2	9	-	3	-	-
TIME.....	11	5.30	-	-	-	-	-	-	-	-	-	-	3	-	-	-	4	-	2	-	-	2	7	-	3	-	-
INCENTIVE.....	26	5.79	-	-	-	-	-	-	-	-	2	-	2	-	1	-	2	4	-	3	-	2	7	-	3	-	-
WOMEN.....	7	5.12	-	-	-	-	-	-	-	-	-	-	-	-	-	1	3	3	-	-	-	-	-	-	-	-	-

See footnotes at end of table.

**Table 16. Occupational earnings: New York, N.Y.-N.J.<sup>1</sup>-All shops—Continued**

(Number and average straight-time hourly earnings<sup>2</sup> of workers in selected occupations in men's and boys' suit and coat manufacturing establishments, April 1976)

Occupation and sex	Number of workers	Average hourly earnings <sup>2</sup>	Number of workers receiving straight-time hourly earnings (in dollars) of—																									
			2.30 and under 2.40	2.40-2.50	2.50-2.60	2.60-2.80	2.80-3.00	3.00-3.20	3.20-3.40	3.40-3.60	3.60-3.80	3.80-4.00	4.00-4.20	4.20-4.40	4.40-4.60	4.60-4.80	4.80-5.00	5.00-5.20	5.20-5.40	5.40-5.60	5.60-5.80	5.80-6.00	6.00-6.40	6.40-6.80	6.80-7.20	7.20 and over		
<b>SELECTED PRODUCTION OCCUPATIONS--CONTINUED</b>																												
<b>COAT FABRICATION--CONTINUED</b>																												
<b>SEWING-MACHINE OPERATORS<sup>12</sup>--CONTINUED</b>																												
SEW IN SLEEVE.....	93	\$5.25	3	-	-	4	2	2	2	3	4	3	9	2	2	5	6	2	4	4	7	2	7	2	5	13	-	-
TIME.....	13	3.82	-	-	-	-	-	2	2	2	2	-	6	-	-	-	-	-	-	-	-	-	-	-	-	-	-	-
INCENTIVE.....	80	5.48	3	-	-	4	2	2	-	1	2	3	3	2	2	5	5	2	4	4	7	2	7	2	5	13	-	-
MEN.....	58	5.55	-	-	-	2	2	2	-	1	2	-	6	-	-	5	3	-	3	2	7	2	6	2	5	8	-	-
TIME.....	7	4.04	-	-	-	-	-	-	-	2	-	4	-	-	-	1	-	-	-	-	-	-	-	-	-	-	-	-
INCENTIVE.....	51	5.76	-	-	-	2	2	2	-	1	-	-	2	-	-	5	2	-	3	2	7	2	6	2	5	8	-	-
WOMEN.....	35	4.75	3	-	-	2	-	-	2	2	2	3	3	2	2	-	3	2	1	2	-	-	1	-	-	-	-	-
INCENTIVE.....	29	4.99	3	-	-	2	-	-	-	-	-	3	1	2	2	-	3	2	1	2	-	-	1	-	-	-	-	-
SLEEVE MAKING, CLOTH.....	90	4.51	-	-	2	3	-	8	10	3	6	6	2	5	2	12	6	8	5	-	-	-	2	4	-	-	-	-
TIME.....	8	3.41	-	-	2	-	-	2	-	-	-	2	1	1	-	-	-	-	-	-	-	-	-	-	-	-	-	-
INCENTIVE.....	82	4.62	-	-	-	3	-	6	10	3	6	4	1	4	2	12	6	8	5	-	-	-	2	4	-	-	-	-
MEN.....	18	4.75	-	-	-	-	-	2	3	2	-	-	-	1	-	-	1	5	-	-	-	-	2	-	-	-	-	-
WOMEN.....	72	4.45	-	-	2	3	-	6	7	1	6	6	2	4	2	12	5	3	5	-	-	-	-	4	-	-	-	-
TIME.....	8	3.41	-	-	2	-	-	2	-	-	-	2	1	1	-	-	-	-	-	-	-	-	-	-	-	-	-	-
INCENTIVE.....	64	4.58	-	-	-	3	-	4	7	1	6	4	1	3	2	12	5	3	5	-	-	-	4	-	-	-	-	-
TAPE ARMHOLES.....	62	4.04	8	-	1	1	-	6	3	3	3	5	10	-	5	4	2	-	3	-	4	-	2	-	-	-	-	-
TIME.....	23	3.41	5	-	-	-	-	6	-	1	2	2	6	-	-	1	-	-	-	-	-	-	-	-	-	-	-	-
INCENTIVE.....	39	4.41	3	-	1	1	-	-	3	2	1	3	4	-	5	4	1	-	3	-	4	-	2	-	-	-	-	-
MEN.....	13	4.75	1	-	1	-	-	1	-	1	2	1	-	-	-	-	-	-	-	-	2	-	2	-	-	-	-	-
INCENTIVE.....	11	5.12	-	-	1	-	-	-	-	-	1	2	1	-	-	-	-	-	-	-	2	-	2	-	-	-	-	-
WOMEN.....	49	3.85	7	-	-	1	-	5	3	3	2	3	9	-	5	4	2	-	3	-	2	-	-	-	-	-	-	-
TIME.....	21	3.47	4	-	-	-	-	5	-	1	2	2	6	-	-	1	-	-	-	-	-	-	-	-	-	-	-	-
INCENTIVE.....	28	4.14	3	-	-	1	-	-	3	2	1	3	-	5	4	1	-	3	3	-	2	-	-	-	-	-	-	-
SHAPERS.....	63	5.22	-	-	-	-	-	4	2	1	5	-	3	-	3	4	4	3	5	3	-	9	5	3	9	-	-	-
INCENTIVE.....	57	5.30	-	-	-	-	-	3	2	1	-	-	3	-	3	2	2	2	5	3	-	9	5	3	9	-	-	-
MEN.....	51	5.26	-	-	-	-	-	3	-	-	-	-	3	-	3	4	4	3	3	3	-	5	5	1	9	-	-	-
INCENTIVE.....	46	5.31	-	-	-	-	-	3	-	-	5	-	3	-	3	2	2	2	3	3	-	5	5	1	9	-	-	-
FAILORS, ALL AROUND <sup>2</sup> .....	45	4.77	-	-	-	-	-	-	-	2	2	1	3	4	6	4	10	3	4	2	-	2	-	-	-	-	-	-
TIME.....	37	4.65	-	-	-	-	-	-	-	2	2	1	3	4	4	2	10	3	4	2	-	-	-	-	-	-	-	-
THREAD TRIMMERS AND BASTING																												
PULLERS.....	193	3.26	31	2	8	28	15	22	14	7	16	12	10	10	5	8	2	-	1	2	-	-	-	-	-	-	-	-
TIME.....	64	3.23	11	-	-	10	3	11	8	2	9	-	-	4	4	2	-	-	-	-	-	-	-	-	-	-	-	-
INCENTIVE.....	129	3.28	20	2	8	18	12	11	6	5	7	12	10	6	1	6	2	-	1	2	-	-	-	-	-	-	-	-
WOMEN.....	175	3.22	31	2	8	26	12	20	14	5	14	12	10	7	3	6	2	-	1	2	-	-	-	-	-	-	-	-
TIME.....	47	3.08	11	-	-	8	-	9	8	-	7	-	-	2	2	-	-	-	-	-	-	-	-	-	-	-	-	-
INCENTIVE.....	128	3.27	20	2	8	18	12	11	6	5	7	12	10	5	1	6	2	-	1	2	-	-	-	-	-	-	-	-
UNDERPRESSERS <sup>2</sup> .....	246	4.75	7	-	4	8	7	11	5	13	3	8	15	20	16	7	25	12	14	8	15	8	8	10	10	12	-	-
TIME.....	30	3.74	4	-	-	-	-	2	3	6	-	-	6	4	-	2	1	2	-	-	-	-	-	-	-	-	-	-
INCENTIVE.....	216	4.89	3	-	4	8	7	9	2	7	3	8	9	16	16	5	24	10	14	8	15	8	10	10	12	-	-	-

See footnotes at end of table.

**Table 16. Occupational earnings: New York, N.Y.-N.J.<sup>1</sup>-All shops—Continued**

(Number and average straight-time hourly earnings<sup>2</sup> of workers in selected occupations in men's and boys' suit and coat manufacturing establishments, April 1976)

Occupation and sex	Number of workers	Average hourly earnings <sup>2</sup>	Number of workers receiving straight-time hourly earnings (in dollars) of—																									
			2.30 and under 2.40	2.40-2.50	2.50-2.60	2.60-2.80	2.80-3.00	3.00-3.20	3.20-3.40	3.40-3.60	3.60-3.80	3.80-4.00	4.00-4.20	4.20-4.40	4.40-4.60	4.60-4.80	4.80-5.00	5.00-5.20	5.20-5.40	5.40-5.60	5.60-5.80	5.80-6.00	6.00-6.40	6.40-6.80	6.80-7.20	7.20 and over		
<b>SELECTED PRODUCTION OCCUPATIONS--</b>																												
<b>CONTINUED</b>																												
<b>TROUSER FABRICATION</b>																												
INSPECTORS, FINAL.....	21	\$4.62	1	-	-	-	-	3	-	1	-	6	3	-	-	-	-	1	-	2	-	-	-	-	-	2	-	2
INCENTIVE.....	19	4.70	1	-	-	-	-	3	-	1	-	4	3	-	-	-	-	1	-	2	-	-	-	-	-	2	-	14
WOMEN.....	16	4.83	-	-	-	-	-	1	-	1	-	6	3	-	-	-	-	1	-	-	-	-	-	-	-	2	-	2
INCENTIVE.....	14	4.98	-	-	-	-	-	1	-	1	-	4	3	-	-	-	-	-	-	-	-	-	-	-	-	2	-	2
PRESSERS, FINISH <sup>3</sup> .....	36	5.46	-	-	-	1	-	-	-	-	2	4	2	2	3	4	4	-	-	-	-	-	-	-	2	-	1	7
SPRING-MACHINE OPERATORS <sup>1,2</sup>	592	4.50	32	5	18	13	6	20	33	27	23	32	47	32	30	33	28	33	27	31	25	30	22	21	16	8	-	8
TIME.....	140	3.65	19	-	17	8	4	8	6	6	6	6	7	18	5	7	6	5	3	3	3	3	1	-	3	-	-	-
INCENTIVE.....	452	4.76	13	5	1	5	2	12	27	21	15	25	29	27	23	27	23	30	24	28	22	29	22	18	16	8	-	8
MEN.....	174	4.73	8	-	4	-	1	6	4	-	12	9	12	8	8	17	11	15	10	9	8	13	5	7	6	1	-	1
INCENTIVE.....	121	4.86	5	-	1	-	1	4	4	-	6	9	4	8	2	11	8	12	7	6	5	12	5	4	6	1	-	1
WOMEN.....	418	4.40	24	5	14	13	5	14	29	27	11	23	35	24	22	16	17	18	17	22	17	17	17	14	10	7	-	7
TIME.....	87	3.16	16	-	14	8	4	6	6	2	7	10	5	1	-	2	-	-	-	-	-	-	-	-	-	-	-	-
INCENTIVE.....	331	4.73	8	5	-	5	1	8	23	21	9	16	25	19	21	16	15	18	17	22	17	17	17	14	10	7	-	7
ATTACH FLY.....	27	4.79	1	-	-	1	-	1	-	3	1	1	2	2	-	1	-	3	2	-	2	3	1	-	2	-	3	-
MEN.....	6	4.62	1	-	-	-	-	1	-	-	-	1	-	-	-	1	-	-	-	-	-	-	-	-	2	-	1	-
WOMEN.....	21	4.83	-	-	-	1	-	-	-	3	1	-	2	2	-	3	1	4	-	3	2	-	2	3	1	-	1	-
ATTACH WAISTBAND.....	15	5.02	-	-	-	-	-	-	-	-	2	-	-	-	3	1	4	-	-	1	2	-	-	-	2	-	-	-
WOMEN.....	11	5.31	-	-	-	-	-	-	-	-	-	-	-	-	3	-	3	-	-	1	2	-	-	-	2	-	-	-
ATTACH ZIPPERS.....	15	5.50	-	-	-	-	2	-	-	-	-	-	-	-	3	-	-	-	-	2	-	-	-	1	2	4	-	-
INCENTIVE.....	10	6.28	-	-	-	-	-	-	-	-	-	-	-	-	1	-	-	-	-	-	-	-	-	1	2	4	-	-
MEN.....	7	5.52	-	-	-	-	-	-	-	-	-	-	-	-	3	-	-	-	-	2	-	-	-	2	-	4	-	-
WOMEN.....	8	5.50	-	-	-	-	2	-	-	-	-	-	-	-	1	-	-	-	-	-	-	-	-	1	-	4	-	-
INCENTIVE.....	6	6.37	-	-	-	-	-	-	-	-	-	-	-	-	1	-	-	-	-	-	-	-	-	1	-	4	-	-
BARTACKING.....	17	4.55	-	3	-	3	-	-	-	-	2	-	-	-	-	-	-	-	-	2	-	-	-	4	-	2	-	-
WOMEN.....	16	4.55	-	3	-	3	-	-	-	-	2	-	-	-	-	-	-	-	-	2	-	-	-	4	-	2	-	-
JOIN SEAMS.....	66	4.58	5	-	-	-	-	3	3	1	3	5	8	4	4	5	-	5	4	5	2	5	1	-	-	4	-	4
TIME.....	17	3.89	3	-	-	-	-	3	1	-	3	-	-	-	3	-	-	3	-	-	3	-	-	-	-	-	-	-
INCENTIVE.....	49	4.82	2	-	-	-	-	2	2	1	-	5	8	4	1	5	-	5	4	2	2	4	-	-	-	4	-	4
MEN.....	27	4.61	1	-	-	-	-	2	-	-	3	-	2	1	3	4	-	1	4	3	-	3	-	-	-	-	-	-
TIME.....	12	4.41	-	-	-	-	-	-	-	-	-	-	-	-	3	-	-	-	-	3	-	-	-	1	-	-	-	-
INCENTIVE.....	15	4.78	1	-	-	-	-	-	-	-	-	-	2	1	-	4	-	1	4	-	2	-	-	-	-	-	-	-
WOMEN.....	39	4.55	4	-	-	-	-	1	3	1	-	5	6	3	1	1	-	4	-	2	2	2	-	-	-	4	-	4
INCENTIVE.....	34	4.83	1	-	-	-	-	2	1	-	5	6	3	1	1	-	4	-	2	2	2	-	-	-	-	4	-	4
MAKE POCKETS.....	115	4.76	4	1	3	-	1	2	5	2	4	9	4	8	6	12	6	7	4	6	8	6	8	4	4	1	4	1
INCENTIVE.....	92	4.86	1	1	-	-	1	2	5	2	4	9	1	6	3	9	6	7	4	6	5	6	8	1	4	1	4	1
MEN.....	46	5.21	-	-	-	-	1	1	1	-	1	5	1	2	3	6	-	4	-	-	4	5	3	4	4	1	4	1
INCENTIVE.....	34	5.16	-	-	-	-	1	1	1	-	1	5	1	2	3	6	-	4	-	-	1	5	3	1	4	1	4	1
WOMEN.....	69	4.45	4	1	3	-	-	1	4	2	3	4	3	6	3	6	6	3	4	6	4	1	5	-	-	-	-	-
TIME.....	11	3.23	3	-	3	-	-	-	-	-	-	-	3	2	-	-	-	-	-	-	-	-	-	-	-	-	-	-
INCENTIVE.....	58	4.68	1	1	-	-	-	1	4	2	3	4	-	4	3	6	6	3	4	6	4	1	5	-	-	-	-	-
PIECING PLYS.....	18	5.04	-	-	-	-	-	-	-	-	-	1	4	1	4	1	-	1	1	6	-	3	-	-	-	-	-	-
INCENTIVE.....	15	5.22	-	-	-	-	-	-	-	-	-	1	1	-	1	-	1	-	1	6	-	3	-	-	-	-	-	-
MEN.....	10	5.05	-	-	-	-	-	-	-	-	-	-	-	-	3	1	-	-	4	-	2	-	-	-	-	-	-	-
INCENTIVE.....	7	5.45	-	-	-	-	-	-	-	-	-	-	-	-	1	-	-	-	-	4	-	2	-	-	-	-	-	-
WOMEN.....	8	5.03	-	-	-	-	-	-	-	-	-	1	1	-	1	-	1	-	1	2	-	1	-	-	-	-	-	-

See footnotes at end of table.

**Table 16. Occupational earnings: New York, N.Y.-N.J.<sup>1</sup>-All shops—Continued**

(Number and average straight-time hourly earnings<sup>2</sup> of workers in selected occupations in men's and boys' suit and coat manufacturing establishments, April 1976)

Occupation and sex	Number of workers	Average hourly earnings <sup>2</sup>	Number of workers receiving straight-time hourly earnings (in dollars) of--																								
			2.30 and under 2.40	2.40	2.50	2.60	2.80	3.00	3.20	3.40	3.60	3.80	4.00	4.20	4.40	4.60	4.80	5.00	5.20	5.40	5.60	5.80	6.00	6.40	6.80	7.20 and over	
<b>SELECTED PRODUCTION OCCUPATIONS--CONTINUED</b>																											
<b>TROUSEE FABRICATION--CONTINUED</b>																											
<b>SEWING-MACHINE OPERATORS<sup>12</sup>-CONTINUED</b>																											
SEWING.....	32	\$4.02	-	-	2	-	-	3	4	5	3	2	2	2	-	-	3	1	3	-	-	-	2	-	-	-	-
INCENTIVE.....	25	4.25	-	-	-	-	1	4	5	-	2	2	2	-	-	3	1	3	-	-	-	2	-	-	-	-	-
MEN.....	8	4.58	-	-	-	-	-	-	-	3	1	1	1	-	-	1	-	-	-	-	-	-	-	-	-	-	-
WOMEN.....	24	3.83	-	-	2	-	-	3	4	5	-	1	1	2	-	-	2	1	3	-	-	-	-	-	-	-	-
INCENTIVE.....	20	4.04	-	-	-	-	1	4	5	-	1	1	2	-	-	2	1	3	-	-	-	-	-	-	-	-	-
SEW ON WAISTBAND LINING.....	38	4.71	-	-	3	-	-	3	1	-	5	2	2	1	1	2	3	3	3	2	3	4	-	-	-	-	-
INCENTIVE.....	29	4.95	-	-	-	-	-	3	1	-	2	2	2	1	1	2	3	3	3	2	3	4	-	-	-	-	-
MEN.....	15	4.57	-	-	3	-	-	-	-	-	-	-	-	2	1	-	2	1	3	1	2	-	-	-	-	-	-
INCENTIVE.....	9	4.99	-	-	-	-	-	-	-	-	-	-	-	2	1	-	2	1	1	2	-	-	-	-	-	-	-
WOMEN.....	23	4.80	-	-	-	-	-	3	1	-	5	2	-	-	1	-	2	-	2	-	3	4	-	-	-	-	-
INCENTIVE.....	20	4.93	-	-	-	-	-	3	1	-	2	2	-	-	1	-	2	-	2	-	3	4	-	-	-	-	-
STITCH SOCKPTS.....	38	4.02	9	-	-	-	1	2	2	1	-	2	5	1	2	4	-	-	-	3	2	2	-	2	-	-	-
TIFF.....	9	2.46	7	-	-	-	-	2	-	-	-	-	-	-	-	-	-	-	-	-	-	-	-	-	-	-	-
INCENTIVE.....	29	4.51	2	-	-	-	1	2	1	-	2	5	1	2	4	-	-	-	-	3	2	2	-	2	-	-	-
MEN.....	7	2.74	5	-	-	-	-	-	-	-	2	-	-	-	-	-	-	-	-	-	-	-	-	-	-	-	-
WOMEN.....	31	4.31	4	-	-	-	1	2	2	1	-	5	1	2	4	-	-	-	-	3	2	2	-	2	-	-	-
INCENTIVE.....	25	4.74	-	-	-	-	1	2	1	-	5	1	2	4	-	-	-	-	-	3	2	2	-	2	-	-	-
THREAD TRIMMERS AND BASTING PULLERS <sup>8</sup> .....	25	3.31	-	3	3	5	-	-	2	3	1	3	2	-	-	2	1	-	-	-	-	-	-	-	-	-	-
TIME.....	7	2.93	-	3	1	-	-	-	3	-	-	-	-	-	-	-	-	-	-	-	-	-	-	-	-	-	-
INCENTIVE.....	18	3.46	-	3	4	-	-	2	-	1	3	2	-	-	2	1	-	-	-	-	-	-	-	-	-	-	-
UNDERPRESSERS.....	55	4.78	3	-	-	-	-	3	1	3	-	10	1	-	10	4	5	-	4	-	1	4	4	1	1	-	-
TIME.....	7	3.19	3	-	-	-	-	-	1	1	-	2	-	-	-	-	-	-	-	-	-	-	-	-	-	-	-
INCENTIVE.....	48	5.01	-	-	-	-	-	3	-	2	-	8	1	-	10	4	5	-	4	-	1	4	4	1	1	-	-
MEN.....	52	4.79	3	-	-	-	-	3	1	3	-	9	1	-	8	4	5	-	4	-	1	4	4	1	1	-	-
TIME.....	7	3.19	3	-	-	-	-	-	1	1	-	2	-	-	-	-	-	-	-	-	-	-	-	-	-	-	-
INCENTIVE.....	45	5.04	-	-	-	-	-	3	-	2	-	7	1	-	8	4	5	-	4	-	1	4	4	1	1	-	-
<b>MISCELLANEOUS<sup>16</sup></b>																											
ADJUSTERS (REPAIRERS).....	21	4.05	2	-	-	-	-	3	2	2	-	-	5	-	2	-	-	-	-	2	-	1	2	-	-	-	-
TIME.....	17	3.84	2	-	-	-	-	3	2	2	-	-	3	-	2	-	-	-	-	2	-	1	-	-	-	-	-
MEN.....	16	4.41	-	-	-	-	-	2	2	-	-	-	5	-	2	-	-	-	-	2	-	1	2	-	-	-	-
TIME.....	12	4.21	-	-	1	-	-	2	2	-	-	-	3	-	2	-	-	-	-	2	-	1	-	-	-	-	-
JANITORS.....	44	3.38	6	-	1	3	-	5	2	4	15	4	2	-	2	-	-	-	-	-	-	-	-	-	-	-	-
PACKERS.....	34	4.06	-	-	2	4	-	-	2	2	3	-	-	20	-	-	-	-	-	-	-	-	1	-	-	-	-
STOCK CLERKS, GARMENTS.....	39	4.16	-	-	-	2	4	1	-	2	2	4	-	-	6	18	-	-	-	-	-	-	-	-	-	-	-
MEN.....	33	4.30	-	-	-	2	2	1	-	2	2	2	-	-	6	18	-	-	-	-	-	-	-	-	-	-	-
STOCK CLERKS, PIECE GOODS.....	31	4.95	-	-	-	-	-	3	-	-	-	-	-	6	-	-	-	6	12	4	-	-	-	-	-	-	-
WORK DISTRIBUTORS.....	73	3.30	11	-	10	9	2	3	8	11	8	3	-	2	-	-	-	-	2	2	-	-	-	-	-	-	2
TIME.....	69	3.18	11	-	10	9	2	3	6	11	8	3	-	2	-	-	-	-	2	2	-	-	-	-	-	-	-
MEN.....	54	3.23	9	-	6	9	-	3	5	9	6	3	-	2	-	-	-	-	-	-	-	-	-	-	-	-	2
TIME.....	50	3.06	9	-	6	9	-	3	3	9	6	3	-	2	-	-	-	-	-	-	-	-	-	-	-	-	-
WOMEN.....	19	3.48	2	-	4	-	2	-	3	2	2	-	-	-	-	-	-	-	2	2	-	-	-	-	-	-	-

<sup>1</sup> The New York Standard Metropolitan Statistical Area consists of Bronx, Kings, New York, Putnam, Queens, Richmond, Rockland, and Westchester Counties, N.Y., and Bergen County, N.J.

<sup>2</sup> Excludes premium pay for overtime and for work on weekends, holidays, and late shifts. These surveys, based on a representative sample of establishments, are designed to measure the level of occupational earnings at a particular time. Thus, comparisons made with previous studies may not reflect expected wage movements because of change in the sample composition, and shifts in employment among establishments with different pay levels. Such shifts, for example, could decrease an occupational average, even though most establishments increased wages between periods being compared. Approximately 63 percent of the production workers covered by the survey are incentive rated.

<sup>3</sup> All or virtually all workers are men.

<sup>4</sup> Workers were distributed as follows: 5 at \$7.20 to \$7.60; 1 at \$7.60 to \$8; 5 at \$8 to \$8.40; 2 at \$8.40 to \$8.80; 1 at \$8.80 to \$9.20; 9 at \$9.20 to \$9.60; and 14 at \$9.60 and over.

<sup>5</sup> Workers were distributed as follows: 2 at \$7.20 to \$7.60; 2 at \$8 to \$8.40; and 8 at \$9.60 and over.

<sup>6</sup> Workers were distributed as follows: 8 at \$7.20 to \$7.60; 5 at \$7.60 to \$8; 51 at \$8 to \$8.40; 10 at \$8.40 to \$8.80; 10 at \$8.80 to \$9.20; and 9 at \$9.60 and over.

<sup>7</sup> Workers were distributed as follows: 1 at \$7.20 to \$7.60; 4 at \$8 to \$8.40; 4 at \$9.20 to \$9.60; and 2 at \$9.60 and over.

<sup>8</sup> All or virtually all workers are women.

<sup>9</sup> All or virtually all workers are incentive rated.

<sup>10</sup> Workers were distributed as follows: 4 at \$7.20 to \$7.60; 2 at \$7.60 to \$8; 2 at \$8 to \$8.40; 5 at \$8.40 to \$8.80; 4 at \$9.20 to \$9.60; and 1 at \$9.60 and over.

<sup>11</sup> Workers were at \$7.20 to \$7.60.

<sup>12</sup> Includes data for workers in classification(s) in addition to those shown separately.

<sup>13</sup> Workers were distributed as follows: 37 at \$7.20 to \$7.60; 12 at \$7.60 to \$8; 10 at \$8 to \$8.40; 10 at \$8.40 to \$8.80; 4 at \$8.80 to \$9.20; 8 at \$9.20 to \$9.60; and 6 at \$9.60 and over.

<sup>14</sup> Workers were at \$8.40 to \$8.80.

<sup>15</sup> Workers were distributed as follows: 2 at \$7.20 to \$7.60 and 2 at \$7.60 to \$8.

<sup>16</sup> Where separate information is not shown by sex or method of wage payments, all or virtually all workers are men and time-rated.

**Table 17. Occupational earnings: New York, N.Y.-N.J.<sup>1</sup>—Regular and cutting shops**

(Number and average straight-time hourly earnings<sup>2</sup> of workers in selected occupations in men's and boys' suit and coat manufacturing establishments, April 1976)

Occupation and sex	Number of workers	Average hourly earnings <sup>2</sup>	Number of workers receiving straight-time hourly earnings (in dollars) of—																								
			2.30 and under 2.40	2.40 — 2.50	2.50 — 2.60	2.60 — 2.80	2.80 — 3.00	3.00 — 3.20	3.20 — 3.40	3.40 — 3.60	3.60 — 3.80	3.80 — 4.00	4.00 — 4.20	4.20 — 4.40	4.40 — 4.60	4.60 — 4.80	4.80 — 5.00	5.00 — 5.20	5.20 — 5.40	5.40 — 5.60	5.60 — 5.80	5.80 — 6.00	6.00 — 6.40	6.40 — 6.80	6.80 — 7.20	7.20 and over	
<b>ALL PRODUCTION WORKERS<sup>3</sup></b> .....	3,932	\$4.72	163	17	71	139	123	135	156	165	255	216	179	173	287	255	168	124	168	113	191	137	178	168	92	259	
<b>MEN</b> .....	2,072	5.30	30	3	28	39	31	39	46	61	110	89	63	79	184	144	85	63	98	63	156	97	115	132	76	321	
<b>WOMEN</b> .....	1,860	4.08	133	14	43	100	92	96	110	104	145	127	116	94	103	111	83	61	70	50	35	40	63	36	16	18	
<b>SELECTED PRODUCTION OCCUPATIONS</b>																											
<b>CUTTING<sup>4</sup></b>																											
CUTTERS, CLOTH.....	89	7.83	-	-	-	-	-	-	-	-	-	-	-	-	-	-	-	-	-	-	6	27	3	18	1	534	
TIME.....	52	6.11	-	-	-	-	-	-	-	-	-	-	-	-	-	-	-	-	-	-	6	27	3	14	1	1	
INCENTIVE.....	37	10.26	-	-	-	-	-	-	-	-	-	-	-	-	-	-	-	-	-	-	-	-	-	4	-	33	
CUTTERS, LINING.....	34	7.08	-	-	-	-	-	-	-	-	2	2	-	-	-	7	-	-	-	3	-	-	1	3	4	612	
TIME.....	12	5.42	-	-	-	-	-	-	-	-	-	-	-	-	-	7	-	-	-	1	-	-	1	3	-	-	
INCENTIVE.....	22	7.98	-	-	-	-	-	-	-	-	2	2	-	-	-	-	-	-	-	2	-	-	-	-	4	12	
CUTTERS AND MARKERS, CLOTH.....	256	6.95	-	-	-	-	-	-	-	-	-	-	-	-	-	-	-	-	2	-	74	14	35	24	14	793	
TIME.....	123	5.99	-	-	-	-	-	-	-	-	-	-	-	-	-	-	-	-	2	-	57	8	31	21	4	-	
INCENTIVE.....	133	7.84	-	-	-	-	-	-	-	-	-	-	-	-	-	-	-	-	-	17	6	4	3	10	93	-	
MARKERS.....	19	7.96	-	-	-	-	-	-	-	-	-	-	-	-	-	-	-	-	-	-	1	-	3	1	3	811	
INCENTIVE.....	15	8.36	-	-	-	-	-	-	-	-	-	-	-	-	-	-	-	-	-	1	-	1	-	2	11	-	
<b>COAT FABRICATION</b>																											
BASTERS, BAND <sup>5</sup> .....	100	5.41	-	-	-	-	-	-	-	2	2	4	10	4	5	6	5	2	4	10	14	6	6	14	2	4	
WOMEN.....	17	4.20	-	-	-	-	-	-	-	2	2	4	6	3	4	-	-	-	-	-	-	-	-	-	-	-	
BUTTON SEWERS, HAND.....	19	4.46	-	-	-	-	-	2	-	2	2	4	2	3	-	-	-	-	-	2	-	-	-	-	-	102	
TIME.....	11	3.91	-	-	-	-	-	-	-	2	2	4	-	3	-	-	-	-	-	-	-	-	-	-	-	-	
WOMEN.....	11	3.91	-	-	-	-	-	-	-	2	2	4	-	3	-	-	-	-	-	-	-	-	-	-	-	-	
BUTTONHOLE MAKERS, HAND.....	52	4.39	-	-	3	-	2	2	7	7	4	5	2	5	2	8	2	-	2	-	4	2	4	-	-	-	
TIME.....	46	4.46	-	-	3	-	2	2	7	7	4	5	2	5	2	8	2	-	2	-	4	2	4	-	-	-	
INCENTIVE.....	14	6.89	-	-	-	-	-	-	-	2	-	-	-	-	-	-	-	-	2	2	2	2	1	3	1	134	
WOMEN.....	25	5.80	-	-	-	-	2	-	-	2	-	-	-	-	-	-	-	-	2	2	2	2	4	-	1	4	
INCENTIVE.....	14	6.89	-	-	-	-	-	-	-	-	-	-	-	-	-	-	-	-	2	2	2	2	4	-	1	3	
WOMEN.....	7	4.95	-	-	-	-	-	-	-	2	-	-	-	-	-	-	-	-	2	2	2	4	-	1	3	1	
INCENTIVE.....	14	6.89	-	-	-	-	-	-	-	-	-	-	-	-	-	-	-	-	2	2	2	2	4	-	1	3	
INSPECTORS, FINAL.....	35	3.97	1	1	1	-	2	-	5	8	5	2	2	2	3	-	2	2	2	2	2	2	2	1	-	-	
TIME.....	23	4.21	-	-	-	-	-	-	4	5	5	2	1	-	1	-	2	2	2	2	2	2	1	-	-	-	
WOMEN.....	18	4.21	-	-	-	-	1	-	4	2	2	2	1	-	2	-	2	2	2	2	2	2	1	-	-	-	
INCENTIVE.....	15	4.24	-	-	-	-	-	-	4	2	2	2	-	1	-	2	-	2	2	2	2	2	1	-	-	-	
WOMEN.....	17	3.72	1	1	1	-	1	-	1	6	3	1	-	1	-	1	-	-	-	-	-	-	1	-	-	-	
PAIRERS AND TURNERS.....	12	3.95	-	-	2	-	1	-	1	1	1	1	1	-	3	1	-	1	-	-	-	-	-	-	-	-	
TIME.....	10	4.22	-	-	-	-	1	-	1	1	1	1	1	-	3	1	-	1	-	-	-	-	-	-	-	-	
WOMEN.....	11	3.84	-	-	2	-	1	-	1	1	1	1	-	3	1	-	-	-	-	-	-	-	-	-	-	-	
INCENTIVE.....	9	4.10	-	-	-	-	1	-	1	1	1	1	-	3	1	-	-	-	-	-	-	-	-	-	-	-	
PRESSERS, FINISH, HAND <sup>6</sup> .....	109	4.91	4	-	2	2	2	2	4	12	3	4	4	4	4	2	6	20	6	2	4	16	4	4	4	8	
TIME.....	99	4.83	-	-	2	6	2	-	4	8	10	4	7	5	6	2	-	2	-	10	-	5	11	2	8		
WOMEN.....	109	4.91	4	-	2	2	2	2	4	12	3	4	4	4	4	2	6	20	6	2	4	16	4	4	4	8	
INCENTIVE.....	99	4.83	-	-	2	6	2	-	4	8	10	4	7	5	6	2	-	2	-	10	-	5	11	2	8		
SEWING-MACHINE OPERATORS <sup>13</sup> .....	914	4.58	25	3	28	32	31	31	50	40	77	66	40	41	42	56	44	36	38	26	25	32	50	40	17	44	
TIME.....	212	3.59	11	-	18	15	11	21	11	34	19	10	11	5	3	11	1	2	1	3	1	3	1	4	-	-	
INCENTIVE.....	702	4.88	14	3	9	14	16	20	29	29	43	47	30	30	37	53	33	35	36	25	22	31	49	36	17	44	
WOMEN.....	283	5.16	3	1	3	5	6	4	11	13	21	24	11	11	9	13	11	11	10	7	12	19	10	25	11	1432	
TIME.....	27	4.43	-	-	2	2	-	-	2	8	1	-	-	-	2	1	1	1	1	2	1	2	1	4	-	-	
INCENTIVE.....	256	5.23	3	1	1	3	6	4	11	11	13	23	11	11	9	11	10	10	6	10	19	9	21	11	32		
WOMEN.....	631	4.32	22	2	25	27	25	27	39	27	56	42	29	30	33	43	33	25	28	19	13	13	40	15	6	12	
INCENTIVE.....	185	3.47	11	-	17	16	15	11	21	9	26	18	10	11	5	1	10	-	2	-	1	1	-	-	-	-	
WOMEN.....	446	4.67	11	2	8	11	10	16	18	18	30	24	19	19	28	23	25	26	19	12	12	40	15	6	12		

See footnotes at end of table.

**Table 17. Occupational earnings: New York, N.Y.-N.J.—Regular and cutting shops—Continued**

(Number and average straight-time hourly earnings<sup>2</sup> of workers in selected occupations in men's and boys' suit and coat manufacturing establishments, April 1976)

Occupation and sex	Number of workers	Average hourly earnings <sup>2</sup>	Number of workers receiving straight-time hourly earnings (in dollars) of—																									
			2.30 and under 2.40	2.40-2.50	2.50-2.60	2.60-2.80	2.80-3.00	3.00-3.20	3.20-3.40	3.40-3.60	3.60-3.80	3.80-4.00	4.00-4.20	4.20-4.40	4.40-4.60	4.60-4.80	4.80-5.00	5.00-5.20	5.20-5.40	5.40-5.60	5.60-5.80	5.80-6.00	6.00-6.40	6.40-6.80	6.80-7.20	7.20 and over		
<b>SELECTED PRODUCTION OCCUPATIONS--CONTINUED</b>																												
<b>COAT FABRICATION--CONTINUED</b>																												
<b>SEWING-MACHINE OPERATORS--CONTINUED</b>																												
BASTERS.....	125	\$4.51	4	-	8	4	5	3	7	9	8	12	2	6	5	2	8	3	5	4	3	9	5	3	5			
INCENTIVE.....	103	4.73	2	-	4	2	3	3	5	7	6	12	2	4	3	5	2	8	3	5	4	3	8	5	3	5		
MEN.....	50	4.68	2	-	2	2	-	1	-	3	5	8	-	3	1	2	2	-	-	2	3	2	1	2	1	-	-	
TIME.....	7	3.43	-	-	2	-	-	-	-	-	2	-	-	-	-	-	-	-	-	-	-	-	-	-	-	-	-	
INCENTIVE.....	43	4.89	2	-	-	3	1	-	3	3	8	-	3	1	2	2	-	-	2	3	2	2	1	2	1	5		
WOMEN.....	75	4.40	-	-	6	2	2	2	7	6	3	4	2	3	4	3	-	8	3	3	1	1	8	3	2	-	-	
INCENTIVE.....	60	4.62	-	-	4	2	-	2	5	4	3	4	2	1	2	3	-	8	3	3	1	-	8	3	2	-	-	
BUTTON SEWING.....	14	4.52	-	-	-	-	2	-	2	2	-	-	-	-	-	2	-	2	1	-	-	1	1	-	-	-	-	
BUTTONHOLE MAKING.....	18	4.21	-	-	2	2	-	1	2	2	2	-	-	1	-	-	-	-	-	-	-	2	2	2	-	-	-	
TIME.....	11	3.72	-	-	2	2	-	-	2	2	1	-	-	-	-	-	-	-	-	-	-	-	2	2	-	-	-	
INCENTIVE.....	7	4.97	-	-	-	-	-	1	-	1	-	-	-	1	-	-	-	-	-	-	-	2	-	-	-	-	-	
WOMEN.....	13	3.95	-	-	2	2	-	1	2	-	2	-	-	-	-	-	-	-	-	-	-	2	-	-	-	-	-	
TIME.....	7	2.99	-	-	2	2	-	-	2	-	1	-	-	-	-	-	-	-	-	-	-	-	-	-	-	-	-	
COLLAR PREPARING, EXCEPT PIECING OR PADDING.....	44	3.99	5	-	1	5	4	2	2	2	4	5	-	-	2	-	2	1	-	2	-	2	-	2	1	2		
INCENTIVE.....	28	4.35	5	-	1	5	-	-	-	-	3	-	-	2	-	2	1	-	2	-	2	-	2	1	2	-	-	
WOMEN.....	32	3.32	5	-	1	4	4	2	2	2	4	4	-	2	-	-	-	-	2	-	2	-	-	-	-	-	-	
COLLAR SETTING.....	20	5.66	1	-	-	-	-	-	-	-	1	-	2	-	-	1	2	1	-	1	5	-	-	2	4			
INCENTIVE.....	17	6.02	-	-	-	-	-	-	-	-	1	-	-	-	-	1	2	1	-	1	5	-	-	2	4			
WOMEN.....	7	4.35	1	-	-	-	-	-	-	-	1	-	2	-	-	1	2	1	-	1	-	1	-	-	-	-	-	
FACING TACKING.....	10	4.78	-	-	-	2	-	-	-	-	1	-	-	-	-	2	1	-	1	-	1	2	-	-	-	-	-	
FELL BODY LINING, BOTTOM AND SIDE.....	71	4.68	-	-	4	-	6	2	4	7	5	5	2	3	5	1	2	3	-	8	3	7	-	-	4			
JOIN SHOULDER, CLOTH.....	23	4.53	-	-	2	-	-	3	2	4	-	-	-	-	3	-	3	-	1	1	1	1	2	-	1	1		
INCENTIVE.....	15	5.00	-	-	-	-	-	3	2	-	-	-	-	-	1	-	3	-	1	1	1	-	2	-	1	1		
MEN.....	10	4.74	-	-	-	-	-	3	2	-	-	-	-	-	2	-	-	-	-	-	-	-	2	-	1	1		
INCENTIVE.....	8	4.75	-	-	-	-	-	3	2	-	-	-	-	-	-	-	-	-	-	-	-	-	2	-	1	1		
WOMEN.....	13	4.36	-	-	2	-	-	-	-	4	-	-	-	-	1	-	3	-	1	1	1	1	-	-	-	-	-	
INCENTIVE.....	7	5.29	-	-	5	-	-	-	-	-	-	-	-	1	-	3	-	1	1	1	1	-	-	-	-	-	-	
JOIN SIDE SEAMS.....	40	4.33	-	-	2	4	3	-	-	-	4	1	5	1	3	4	-	1	-	1	-	-	5	-	2			
INCENTIVE.....	21	5.06	-	-	1	-	-	1	-	-	1	2	1	3	-	-	-	-	-	-	1	-	5	-	2			
WOMEN.....	10	6.08	-	-	-	-	-	-	-	-	1	2	1	3	-	-	-	-	-	-	1	-	5	-	2			
JOIN UNDERCOLLAR, JOIN SLEEVE LINING, OR PIECE POCKETS.....	30	3.74	-	-	5	2	4	3	-	-	3	1	3	1	3	4	-	-	-	-	-	-	1	-	-	-		
INCENTIVE.....	20	4.76	-	-	-	1	-	-	2	1	-	1	3	2	2	1	1	-	-	-	3	-	2	-	-	-		
WOMEN.....	19	4.73	-	-	-	1	-	-	2	1	-	1	3	2	2	1	1	-	-	-	3	-	2	-	-	-		
INCENTIVE.....	15	4.46	-	-	-	1	-	-	2	1	-	1	3	2	-	1	1	-	-	-	3	-	-	-	-	-		
LINING MAKER, BODY.....	35	5.34	1	-	-	-	2	-	-	2	5	-	1	-	2	-	2	4	-	1	2	6	3	2	2			
INCENTIVE.....	33	5.48	-	-	-	-	2	-	-	2	4	-	1	-	2	-	2	4	-	1	2	6	3	2	2			
MEN.....	16	5.05	-	-	-	-	2	-	-	2	2	-	-	-	-	-	2	2	-	1	-	2	1	2	-			
INCENTIVE.....	15	5.13	-	-	-	-	2	-	-	2	1	-	-	-	-	-	2	2	-	1	-	2	1	2	-			
WOMEN.....	19	5.58	1	-	-	-	-	-	-	-	3	-	1	-	2	-	2	-	-	-	2	4	2	-	2			
INCENTIVE.....	18	5.76	-	-	-	-	-	-	-	-	3	-	1	-	2	-	2	-	-	-	2	4	2	-	2			

See footnotes at end of table.

**Table 17. Occupational earnings: New York, N.Y.-N.J.<sup>1</sup>-Regular and cutting shops—Continued**

(Number and average straight-time hourly earnings<sup>2</sup> of workers in selected occupations in men's and boys' suit and coat manufacturing establishments, April 1976)

Occupation and sex	Number of workers	Average hourly earnings <sup>2</sup>	Number of workers receiving straight-time hourly earnings (in dollars) of—																										
			2.30 and under 2.40	2.40 2.50	2.50 2.60	2.60 2.80	2.80 3.00	3.00 3.20	3.20 3.40	3.40 3.60	3.60 3.80	3.80 4.00	4.00 4.20	4.20 4.40	4.40 4.60	4.60 4.80	4.80 5.00	5.00 5.20	5.20 5.40	5.40 5.60	5.60 5.80	5.80 6.00	6.00 6.40	6.40 6.80	6.80 7.20	7.20 and over			
<b>SELECTED PRODUCTION OCCUPATIONS--CONTINUED</b>																													
<b>COAT FABRICATION--CONTINUED</b>																													
<b>SEWING-MACHINE OPERATORS<sup>13</sup>--CONTINUED</b>																													
PAD COLLAR AND LABELS.....	11	\$4.76	1	-	-	-	-	-	-	-	2	2	-	-	1	-	-	2	-	-	-	2	-	-	-	2	-	1	-
INCENTIVE.....	9	4.98	1	-	-	-	-	-	-	-	-	2	-	-	1	-	-	2	-	-	-	2	-	-	-	2	-	1	-
POCKET SETTING AND TACKING.....	89	4.54	-	4	3	2	1	-	-	-	8	8	13	6	2	11	6	2	7	1	-	5	6	2	-	6	2	-	2
INCENTIVE.....	77	4.71	-	2	1	2	1	-	-	-	6	4	13	4	2	11	6	2	7	1	-	5	6	2	-	6	2	-	2
MEN.....	26	4.63	-	-	1	-	1	-	-	-	2	2	6	2	-	2	-	3	-	-	-	1	1	1	-	1	1	-	2
INCENTIVE.....	24	4.71	-	-	-	-	-	-	-	-	4	2	6	2	-	2	-	3	-	-	-	1	1	1	-	1	1	-	2
WOMEN.....	63	4.51	-	4	2	2	-	-	-	-	4	6	7	4	2	9	6	2	4	1	-	4	5	1	-	4	5	1	-
INCENTIVE.....	53	4.71	-	2	-	2	-	-	-	-	4	2	7	2	2	9	6	2	4	1	-	4	5	1	-	4	5	1	-
SEW DARTS, CLOTH.....	21	4.70	-	-	1	-	-	2	1	1	1	1	2	-	3	1	1	2	-	1	2	-	1	2	-	1	-	2	-
WOMEN.....	15	4.98	-	-	-	-	-	-	1	1	1	1	2	-	1	1	2	-	1	1	2	-	1	2	-	1	-	2	-
SEL EDGE TAPE.....	17	5.65	-	-	-	-	-	-	-	-	2	-	2	-	-	1	-	3	-	2	-	2	-	-	-	5	-	2	-
INCENTIVE.....	13	5.49	-	-	-	-	-	-	-	-	2	-	2	-	-	-	1	3	-	-	-	-	-	-	-	3	-	2	-
MEN.....	13	5.80	-	-	-	-	-	-	-	-	2	-	2	-	-	-	-	-	-	-	-	2	-	-	-	3	-	2	-
INCENTIVE.....	9	5.63	-	-	-	-	-	-	-	-	2	-	2	-	-	-	-	-	-	-	-	-	-	-	-	3	-	2	-
SF IM SLEEVE.....	34	5.22	3	-	-	-	-	-	-	3	4	1	2	1	2	-	4	-	3	2	-	2	-	-	2	-	1	6	-
INCENTIVE.....	29	5.45	3	-	-	-	-	-	-	1	2	1	2	1	2	-	3	-	3	2	-	2	-	-	2	-	1	6	-
MEN.....	13	5.99	-	-	-	-	-	-	-	1	2	-	1	-	-	-	1	-	2	-	-	1	-	-	1	-	1	4	-
INCENTIVE.....	10	6.56	-	-	-	-	-	-	-	1	-	-	1	-	-	-	-	2	-	-	-	-	-	-	1	-	1	4	-
WOMEN.....	21	4.74	3	-	-	-	-	-	2	2	1	1	1	2	-	3	-	1	2	-	1	2	-	-	1	-	1	2	-
SLEEVE MAKING, CLOTH.....	27	4.93	-	-	-	-	-	7	2	-	-	-	3	2	2	3	2	-	-	-	-	-	-	-	-	2	-	4	-
WOMEN.....	22	5.29	-	-	-	-	-	4	-	-	-	-	3	2	2	3	2	-	-	-	-	-	-	-	-	2	-	4	-
TAPE ARMHOLES.....	30	3.58	7	-	1	1	-	2	1	-	3	3	7	-	2	1	-	2	1	-	-	-	-	2	-	-	-	-	-
INCENTIVE.....	14	3.74	3	-	1	1	-	1	-	1	1	1	-	2	1	-	-	-	-	-	2	-	-	-	-	-	-	-	-
WOMEN.....	27	3.60	7	-	1	-	2	1	-	2	3	6	-	2	1	-	-	-	-	2	-	-	-	2	-	-	1	-	-
SHAPERS <sup>9</sup> .....	28	5.23	-	-	-	-	-	-	2	-	3	-	-	-	3	2	-	-	5	3	-	6	-	1	3	-	-	-	-
MEN.....	20	5.28	-	-	-	-	-	-	-	-	3	-	-	-	3	2	-	-	3	3	-	2	-	1	3	-	-	-	-
TAILORS, ALL AROUND <sup>1</sup> .....	28	5.05	-	-	-	-	-	-	-	-	-	-	-	1	1	5	4	5	2	4	2	2	2	-	2	2	-	-	-
TIME.....	20	4.93	-	-	-	-	-	-	-	-	-	-	-	1	1	3	2	5	2	4	2	-	-	-	-	-	-	-	-
<b>THREAD TRIMMERS AND BASTING</b>																													
PULLERS.....	83	3.52	11	2	-	10	4	5	8	2	11	7	-	8	5	5	2	-	1	2	-	-	-	-	-	-	-	-	-
TIME.....	36	3.57	3	-	-	2	2	4	4	2	9	-	-	4	4	2	-	-	-	-	-	-	-	-	-	-	-	-	-
INCENTIVE.....	47	3.47	8	2	-	8	2	1	4	-	2	7	-	4	1	3	2	-	1	2	-	-	-	-	-	-	-	-	-
WOMEN.....	66	3.47	11	2	-	8	2	3	8	-	9	7	-	5	3	3	2	-	1	2	-	-	-	-	-	-	-	-	-
TIME.....	20	3.50	3	-	-	2	4	-	2	-	7	-	-	2	2	-	-	-	-	-	-	-	-	-	-	-	-	-	-
INCENTIVE.....	46	3.46	8	2	-	8	2	1	4	-	2	7	-	3	1	3	2	-	1	2	-	-	-	-	-	-	-	-	-
UNDERPRESSERS <sup>5</sup> .....	126	4.80	4	-	4	6	2	4	-	8	3	4	7	7	10	4	10	5	9	5	4	5	4	5	4	6	8	7	-
TIME.....	8	3.60	2	-	-	-	-	-	-	2	-	-	-	3	-	1	-	-	-	-	-	-	-	-	-	-	-	-	-
INCENTIVE.....	118	4.88	2	-	4	6	2	4	-	6	3	4	4	7	10	4	9	5	9	5	4	5	4	5	4	6	8	7	-

See footnotes at end of table.

**Table 17. Occupational earnings: New York, N.Y.-N.J.<sup>1</sup>-Regular and cutting shops—Continued**

(Number and average straight-time hourly earnings<sup>2</sup> of workers in selected occupations in men's and boys' suit and coat manufacturing establishments, April 1976)

Occupation and sex	Number of workers	Average hourly earnings <sup>2</sup>	Number of workers receiving straight-time hourly earnings (in dollars) of—																									
			2.30 and under 2.40	2.40-2.50	2.50-2.60	2.60-2.80	2.80-3.00	3.00-3.20	3.20-3.40	3.40-3.60	3.60-3.80	3.80-4.00	4.00-4.20	4.20-4.40	4.40-4.60	4.60-4.80	4.80-5.00	5.00-5.20	5.20-5.40	5.40-5.60	5.60-5.80	5.80-6.00	6.00-6.40	6.40-6.80	6.80-7.20	7.20 and over		
<b>SELECTED PRODUCTION OCCUPATIONS--CONTINUED</b>																												
<b>TROUSER FABRICATION</b>																												
INSPECTORS, FINAL.....	9	\$5.13	-	-	-	-	-	2	-	-	-	-	-	-	-	-	-	-	-	-	-	-	-	-	-	-	-	152
INCENTIVE.....	7	5.51	-	-	-	-	-	2	-	-	-	-	1	-	-	-	-	-	-	2	-	-	-	-	-	-	-	2
PRESSERS, FINISH <sup>1</sup> .....	19	5.71	-	-	1	-	-	-	-	-	-	-	-	2	-	2	-	4	-	-	-	-	-	-	-	-	-	164
INCENTIVE.....	18	5.88	-	-	-	-	-	-	-	-	-	-	-	2	-	2	-	4	-	-	-	-	-	-	-	-	-	4
SEWING-MACHINE OPERATORS <sup>3</sup> .....	281	4.74	7	1	1	7	6	14	10	7	8	17	17	23	10	18	18	16	13	20	12	16	12	11	12	5	-	
TIME.....	26	3.36	4	-	-	3	4	4	2	1	-	3	1	1	2	-	2	-	-	-	-	-	-	-	-	-	-	
INCENTIVE.....	255	4.88	3	1	1	4	2	10	8	6	8	16	16	21	9	18	16	16	13	20	12	15	12	11	12	5	-	
MEN <sup>4</sup> .....	73	4.99	-	-	1	4	1	6	1	6	1	2	7	1	6	-	7	5	4	5	4	2	6	5	3	6	1	
WOMEN.....	208	4.65	7	1	-	7	5	8	9	7	6	10	16	17	10	11	13	12	8	16	10	10	7	8	6	4	-	
TIME.....	23	3.29	4	-	-	3	4	2	2	1	-	3	1	1	2	-	1	-	-	-	-	-	-	-	-	-	-	
INCENTIVE.....	185	4.82	3	1	-	4	1	6	7	6	6	9	15	15	9	11	11	12	8	16	10	10	7	8	6	4	-	
ATTACH FLY.....	21	4.76	-	-	-	1	-	1	-	-	-	3	1	1	2	-	-	3	1	-	-	2	1	-	3	-	-	
WOMEN.....	16	4.66	-	-	-	1	-	-	-	-	-	3	1	1	2	-	-	3	1	-	-	2	1	-	1	-	-	
ATTACH WAISTBAND.....	8	4.96	-	-	-	-	-	-	-	-	-	-	-	-	-	2	1	-	-	-	-	2	-	-	-	-	-	
ATTACH ZIPPERS.....	6	5.02	-	-	-	-	2	-	-	-	-	-	1	-	-	-	-	-	-	-	-	-	-	2	1	-	-	
BARTACKING.....	9	5.18	-	-	-	2	-	-	-	-	1	-	-	-	-	-	-	-	-	-	2	-	-	-	-	-	-	
JOIN SEAMS.....	32	5.02	-	-	-	-	-	3	1	-	-	-	5	2	-	5	-	5	2	-	2	3	-	-	-	4	-	
INCENTIVE.....	27	5.28	-	-	-	-	-	-	-	-	-	-	5	2	-	5	-	5	2	-	2	-	-	-	-	-	-	
MEN.....	11	4.57	-	-	-	-	-	2	-	-	-	-	-	1	-	4	-	1	2	-	1	-	-	-	-	-	-	
INCENTIVE.....	8	4.81	-	-	-	-	-	-	-	-	-	-	-	1	-	4	-	1	2	-	-	-	-	-	-	-	-	
WOMEN.....	21	5.25	-	-	-	-	-	1	1	-	-	-	5	1	-	1	-	4	-	-	2	2	-	-	-	-	-	
INCENTIVE.....	19	5.48	-	-	-	-	-	-	-	-	-	-	5	1	-	1	-	4	-	-	2	2	-	-	-	-	-	
MAKE POCKETS.....	63	4.77	1	-	-	1	2	2	1	4	9	1	8	2	7	5	3	3	5	2	3	3	1	4	1	1	-	
MEN.....	27	5.13	-	-	-	1	1	1	1	-	1	5	1	2	-	1	-	2	-	-	-	3	3	1	4	1	-	
WOMEN.....	41	4.53	1	-	-	-	1	1	1	3	4	-	6	2	6	5	1	3	5	2	-	-	-	-	-	-	-	
PIECING FLYS.....	15	5.22	-	-	-	-	-	-	-	-	-	1	1	1	-	1	-	1	1	6	-	3	-	-	-	-	-	
MEN.....	7	5.45	-	-	-	-	-	-	-	-	-	-	1	-	-	-	-	-	4	-	2	-	-	-	-	-	-	
WOMEN.....	8	5.03	-	-	-	-	-	-	-	-	-	1	1	-	-	1	-	1	1	2	-	1	-	-	-	-	-	
SERGING.....	12	4.42	-	-	-	1	2	-	-	2	-	2	-	2	-	3	-	-	-	-	-	2	-	-	-	-	-	
SEW ON WAISTBAND LINING.....	20	4.68	-	-	-	-	3	1	-	2	2	2	-	1	-	3	-	3	-	2	2	-	2	-	-	-	-	
STITCH POCKETS.....	17	4.45	4	-	-	1	-	-	-	3	-	-	3	-	2	-	2	-	1	2	2	2	-	2	-	-	-	
INCENTIVE.....	13	5.11	-	-	-	1	-	-	-	-	-	3	-	-	-	2	-	-	-	1	2	-	-	-	-	-	-	
THREAD TRIMMERS AND BASTING																												
PULLERS <sup>5</sup> .....	10	3.64	-	-	3	-	-	2	-	1	1	-	-	-	2	1	-	-	-	-	-	-	-	-	-	-	-	
INCENTIVE.....	9	3.75	-	-	2	-	-	2	-	1	1	-	-	-	2	1	-	-	-	-	-	-	-	-	-	-	-	
UNDERPRESSERS.....	31	4.94	-	-	-	-	-	-	1	1	3	-	5	1	-	8	1	2	-	2	-	-	1	4	1	1	-	
INCENTIVE.....	27	5.10	-	-	-	-	-	-	1	2	-	3	1	-	8	1	2	-	2	-	-	-	1	4	1	1	-	
MEN.....	29	4.95	-	-	-	-	-	-	1	1	3	-	5	1	-	6	1	2	-	2	-	-	1	4	1	1	-	
INCENTIVE.....	25	5.13	-	-	-	-	-	-	1	-	-	-	3	1	-	6	1	2	-	2	-	-	1	4	1	1	-	
<b>MISCELLANEOUS</b>																												
ADJUSTERS (REPAIRERS).....	12	\$4.22	-	-	-	-	-	2	-	2	-	-	4	-	2	-	-	-	-	-	-	2	-	-	-	-	-	
MEN.....	10	4.36	-	-	-	-	-	2	-	-	-	-	-	-	-	-	-	-	-	-	-	2	-	-	-	-	-	
JANITORS <sup>6,7</sup> .....	35	3.47	3	-	1	3	-	2	2	4	12	4	2	-	-	2	-	-	-	-	-	-	-	-	-	-	-	
PACKERS <sup>4,12</sup> .....	34	4.06	-	-	2	-	4	-	-	2	2	3	-	-	20	-	-	-	-	-	-	-	-	1	-	-	-	
STOCK CLERKS, GARMENTS <sup>12</sup> .....	39	4.16	-	-	2	4	1	-	2	2	4	-	-	6	18	-	-	-	-	-	-	-	-	-	-	-	-	
MEN.....	33	4.30	-	-	2	2	1	-	-	2	2	-	-	6	18	-	-	-	-	-	-	-	-	-	-	-	-	
STOCK CLERKS, PIECE GOODS <sup>4,12</sup> .....	31	4.95	-	-	-	-	-	-	3	-	-	-	-	6	18	-	-	-	-	-	6	12	4	-	-	-	-	
WORK DISTRIBUTORS.....	21	4.10	-	-	-	3	2	-	3	2	5	-	-	-	-	-	-	-	-	6	2	4	-	-	-	-	2	

<sup>1</sup> The New York Standard Metropolitan Statistical Area consists of Bronx, Kings, New York, Putnam, Queens, Richmond, Rockland, and Westchester Counties, N.Y.; and Bergen County, N.J.

<sup>2</sup> Excludes premium pay for overtime and for work on weekends, holidays, and late shifts. These surveys, based on a representative sample of establishments, are designed to measure the level of occupational earnings at a particular time. Thus, comparisons made with previous studies may not reflect expected wage movements because of change in the sample composition, and shifts in employment among establishments with different pay levels. Such shifts, for example, could decrease an occupational average, even though most establishments increased wages between periods being compared. Approximately 64 percent of the production workers covered by the survey are incentive-rated.

<sup>3</sup> Workers were distributed as follows: 46 at \$7.20 to \$7.60; 21 at \$7.60 to \$8; 83 at \$8 to \$8.40; 21 at \$8.40 to \$8.80; 13 at \$8.80 to \$9.20; 20 at \$9.20 to \$9.60; and 37 at \$9.60 and over.

<sup>4</sup> All or virtually all workers are men.

<sup>5</sup> Workers were distributed as follows: 5 at \$7.20 to \$7.60; 1 at \$7.60 to \$8; 5 at \$8 to \$8.40; 2 at \$8.40 to \$8.80; 1 at \$8.80 to \$9.20; 6 at \$9.20 to \$9.60; and 14 at \$9.60 and over.

<sup>6</sup> Workers were distributed as follows: 2 at \$7.20 to \$7.60; 2 at \$8 to \$8.40; and 8 at \$9.60 and over.

<sup>7</sup> Workers were distributed as follows: 8 at \$7.20 to \$7.60; 5 at \$7.60 to \$8; 51 at \$8 to \$8.40; 10 at \$8.40 to \$8.80; 10 at \$8.80 to \$9.20; and 9 at \$9.60 and over.

<sup>8</sup> Workers were distributed as follows: 1 at \$7.20 to \$7.60; 4 at \$8 to \$8.40; 4 at \$9.20 to \$9.60; and 2 at \$9.60 and over.

<sup>9</sup> All or virtually all workers are incentive-rated.

<sup>10</sup> Workers were at \$8 to \$8.40.

<sup>11</sup> All or virtually all workers are women.

<sup>12</sup> Workers were distributed as follows: 2 at \$8.40 to \$8.80 and 2 at \$9.20 to \$9.60.

<sup>13</sup> Includes data for workers in classifications in addition to those shown separately.

<sup>14</sup> Workers were distributed as follows: 8 at \$7.20 to \$7.60; 7 at \$7.60 to \$8; 6 at \$8 to \$8.40; 4 at \$8.40 to \$8.80; 2 at \$8.80 to \$9.20; 3 at \$9.20 to \$9.60; and 2 at \$9.60 and over.

<sup>15</sup> Workers were at \$8.40 to \$8.80.

<sup>16</sup> Workers were distributed as follows: 2 at \$7.20 to \$7.60 and 2 at \$7.60 to \$8.

<sup>17</sup> All or virtually all workers are time-rated.

**Table 18. Occupational earnings: New York, N.Y.-N.J.<sup>1</sup>— Contract shops**

(Number and average straight-time hourly earnings<sup>2</sup> of workers in selected occupations in men's and boys' suit and coat manufacturing establishments, April 1976)

Occupation and sex	Number of workers	Average hourly earnings <sup>2</sup>	Number of workers receiving straight-time hourly earnings (in dollars) of—																								
			2.30 and under 2.40	2.40-2.50	2.50-2.60	2.60-2.80	2.80-3.00	3.00-3.20	3.20-3.40	3.40-3.60	3.60-3.80	3.80-4.00	4.00-4.20	4.20-4.40	4.40-4.60	4.60-4.80	4.80-5.00	5.00-5.20	5.20-5.40	5.40-5.60	5.60-5.80	5.80-6.00	6.00-6.40	6.40-6.80	6.80-7.20	7.20 and over	
ALL PRODUCTION WORKERS.....	3,777	\$4.30	248	45	124	163	115	283	205	207	196	158	250	176	141	182	147	198	121	125	146	96	161	100	57	133	
MEN.....	1,563	4.97	47	6	21	31	13	67	44	52	69	49	87	70	64	76	86	119	79	89	98	63	115	72	42	104	
WOMEN.....	2,214	3.82	201	39	103	132	102	216	161	155	127	109	163	106	77	106	61	79	42	36	48	33	46	28	15	29	
<b>SELECTED PRODUCTION OCCUPATIONS</b>																											
<b>COAT FABRICATION</b>																											
BASTERS, HAND.....	50	4.48	-	-	1	-	2	-	5	6	6	3	-	3	-	-	3	12	-	2	2	2	1	-	-	2	
INCENTIVE.....	28	4.83	-	-	-	-	-	-	3	4	-	-	-	3	-	-	2	10	-	2	2	2	-	-	-	2	
MEN.....	22	4.94	-	-	1	-	-	-	-	2	-	-	-	3	-	-	2	7	-	2	2	2	1	-	-	-	
INCENTIVE.....	18	4.91	-	-	-	-	-	-	-	2	-	-	-	3	-	-	2	7	-	2	2	2	-	-	-	-	
WOMEN.....	28	4.11	-	-	-	-	2	-	5	4	6	3	-	-	-	-	1	5	-	-	-	-	-	-	-	2	
INCENTIVE.....	10	4.69	-	-	-	-	-	3	2	-	-	-	-	-	-	-	1	3	-	-	-	-	-	-	-	3	
BUTTON SEWERS, HAND.....	36	3.50	3	3	-	-	7	-	2	4	2	7	4	-	-	1	2	-	-	-	-	-	-	-	-	-	
INCENTIVE.....	9	3.06	3	1	-	-	-	-	2	-	4	2	4	-	-	1	2	-	-	-	-	-	-	-	-	-	
BUTTONHOLE MAKERS, HAND:	27	3.65	-	2	-	-	-	7	-	4	2	4	4	-	-	1	2	-	-	1	-	-	-	-	-	-	
TIME.....	6	3.66	-	-	-	-	1	3	-	-	-	-	-	-	-	-	2	-	-	-	-	-	-	-	-	-	
COLLAR SETTERS, HAND.....	10	4.54	-	-	-	-	1	3	-	-	-	1	3	-	-	2	1	-	1	1	-	-	1	-	-	-	
INCENTIVE.....	7	4.58	-	-	-	-	-	-	-	-	-	3	-	-	-	2	-	-	1	-	-	-	-	-	-	-	
MEN.....	9	4.45	-	-	-	-	-	-	-	1	-	3	-	-	-	2	1	-	1	-	-	-	1	-	-	-	
INCENTIVE.....	6	4.46	-	-	-	-	-	-	-	-	-	3	-	-	-	2	-	-	-	-	-	-	-	-	-	-	
PINISHERS, HAND.....	297	3.61	17	10	8	18	25	19	24	23	37	18	27	19	16	16	7	3	6	4	-	-	-	-	-	-	
INCENTIVE.....	39	6.82	-	-	-	-	-	-	-	-	-	-	-	-	-	-	2	-	-	10	-	-	7	3	3	714	
TIME.....	15	6.22	-	-	-	-	-	-	-	-	-	-	-	-	-	-	-	2	-	-	-	4	3	3	2	-	
WOMEN.....	24	7.19	-	-	-	-	-	-	-	-	-	-	-	-	-	-	-	-	-	6	-	3	-	3	12	-	
INSPECTORS, FINAL.....	85	3.81	7	3	4	9	6	14	7	-	3	5	4	5	12	-	-	-	2	-	-	-	-	-	-	4	
INCENTIVE.....	42	3.62	1	3	5	6	8	4	-	3	3	2	7	-	-	-	-	-	-	-	-	-	-	-	-	-	
TIME.....	43	3.99	6	-	4	4	6	3	-	-	-	2	4	3	5	-	-	2	-	2	-	-	-	-	-	4	
MEN.....	33	4.65	-	-	2	-	1	-	2	2	-	-	1	5	2	12	-	-	-	-	-	-	-	-	-	4	
INCENTIVE.....	20	4.11	-	-	2	-	1	-	2	2	-	-	1	3	-	2	7	-	-	-	-	-	-	-	-	-	
WOMEN.....	13	5.49	-	-	-	-	-	-	-	-	-	-	-	2	2	5	-	-	-	-	-	-	-	-	-	4	
TIME.....	52	3.27	7	1	4	8	6	12	5	-	2	-	2	3	-	-	-	-	2	-	-	-	-	-	-	-	
INCENTIVE.....	22	3.17	1	-	4	6	2	-	2	-	-	-	2	-	-	-	-	-	-	-	-	-	-	-	-	-	
PAIRERS AND TURNERS.....	36	4.21	6	-	1	4	4	6	3	-	-	-	4	-	2	3	-	2	2	2	2	1	-	3	-	-	
INCENTIVE.....	16	4.05	-	-	-	4	4	5	-	8	-	-	1	-	-	2	2	-	2	2	2	-	-	3	-	-	
TIME.....	20	4.33	-	-	1	-	-	2	-	8	-	-	2	-	-	2	2	-	-	-	-	1	-	3	-	-	
MEN.....	13	5.33	-	-	-	-	-	-	-	-	-	-	2	-	2	2	-	-	-	2	2	-	-	3	-	-	
INCENTIVE.....	7	5.18	-	-	-	-	-	-	-	-	-	-	1	-	2	-	-	-	-	-	-	-	-	-	-	-	
WOMEN.....	6	5.51	-	-	-	-	-	-	-	-	-	-	1	-	2	-	-	-	-	-	-	-	-	-	-	-	
TIME.....	23	3.57	-	-	-	1	-	4	7	-	8	-	2	-	-	-	-	-	-	-	-	1	-	-	-	-	
INCENTIVE.....	9	3.18	-	-	-	-	4	5	-	4	-	8	-	2	-	-	-	-	-	-	-	-	-	-	-	-	
PRESSERS, FINISH, HAND.....	14	3.82	-	-	1	-	-	4	5	-	8	-	4	-	2	-	-	-	-	-	-	1	-	-	-	-	
INCENTIVE.....	63	5.13	-	-	2	-	-	-	4	-	4	-	4	-	7	3	-	7	4	9	5	2	7	-	-	5	
TIME.....	46	5.63	-	-	-	-	-	-	-	-	-	-	-	-	5	3	-	7	4	9	5	2	6	-	-	85	
WOMEN.....	59	5.29	-	-	-	-	-	-	2	-	4	-	4	-	4	-	7	3	7	4	9	5	2	7	-	5	
INCENTIVE.....	46	5.63	-	-	-	-	-	-	-	-	-	-	-	5	3	-	7	4	9	5	2	6	-	-	-	5	

See footnotes at end of table.

**Table 18. Occupational earnings: New York, N.Y.-N.J.<sup>1</sup>—Contract shops—Continued**

(Number and average straight-time hourly earnings<sup>2</sup> of workers in selected occupations in men's and boys' suit and coat manufacturing establishments, April 1976)

Occupation and sex	Number of workers	Average hourly earnings <sup>2</sup>	Number of workers receiving straight-time hourly earnings (in dollars) of—																										
			2.30 and under 2.40	2.40-2.50	2.50-2.60	2.60-2.80	2.80-3.00	3.00-3.20	3.20-3.40	3.40-3.60	3.60-3.80	3.80-4.00	4.00-4.20	4.20-4.40	4.40-4.60	4.60-4.80	4.80-5.00	5.00-5.20	5.20-5.40	5.40-5.60	5.60-5.80	5.80-6.00	6.00-6.40	6.40-6.80	6.80-7.20	7.20 and over			
<b>SELECTED PRODUCTION OCCUPATIONS--</b>																													
<b>CONTINUED</b>																													
<b>COAT FABRICATION--CONTINUED</b>																													
PRESSERS, FINISH, MACHINE <sup>2</sup> .....	244	\$5.05	-	2	-	5	-	16	7	10	12	3	9	9	12	11	5	18	11	20	19	23	28	13	2	9			
TIME.....	77	3.92	-	2	-	4	-	16	6	10	4	-	2	7	5	5	-	9	3	2	-	-	-	-	-	-	-	-	
INCENTIVE.....	167	5.57	-	-	-	1	-	-	1	-	1	-	3	7	6	5	9	8	18	19	23	26	13	2	9				
SEWING-MACHINE OPERATORS <sup>2</sup> .....	1,487	4.61	65	13	22	55	29	117	47	63	47	65	108	73	50	91	69	102	69	47	75	31	83	64	26	76			
TIME.....	407	3.75	21	3	14	30	16	74	22	29	19	14	48	22	11	16	3	21	16	3	7	2	8	7	-	1			
INCENTIVE.....	1,080	4.93	44	10	8	25	13	43	25	34	28	51	60	51	39	75	66	81	53	44	68	29	75	57	26	75			
MEN.....	576	5.25	8	2	4	13	3	20	11	17	10	24	35	20	18	27	28	43	47	26	43	8	52	44	18	55			
TIME.....	148	4.43	3	-	-	5	1	13	6	8	7	5	20	11	8	6	2	11	16	3	5	2	8	7	-	1			
INCENTIVE.....	428	5.54	5	2	4	8	2	7	5	9	3	19	15	9	10	21	26	32	31	23	38	6	44	37	18	105	54		
WOMEN.....	911	4.21	57	11	18	42	26	97	36	46	37	41	73	53	32	64	41	59	22	21	32	23	31	20	8	21			
TIME.....	259	3.37	18	3	14	25	15	61	16	21	12	9	28	11	3	10	1	10	-	-	-	-	-	-	-	-			
INCENTIVE.....	652	4.54	39	8	4	17	11	36	20	25	25	32	45	42	29	54	40	49	22	21	30	23	31	20	8	21			
BASTERS.....	179	4.99	4	-	2	1	1	9	4	3	11	3	17	4	9	11	13	17	9	3	14	6	15	5	5	13			
TIME.....	20	3.98	-	-	-	-	-	1	4	4	-	-	-	-	2	-	-	2	-	-	-	-	-	-	-	-			
INCENTIVE.....	159	5.12	4	-	2	1	-	5	-	3	7	3	17	4	7	11	13	17	7	3	14	6	12	5	5	13			
MEN.....	95	5.24	2	-	2	1	-	2	4	2	4	1	5	-	4	6	10	7	3	9	-	7	3	4	3	4	12		
TIME.....	17	4.15	-	-	-	-	-	2	4	-	4	-	-	-	-	-	-	2	-	-	-	-	3	-	-	-			
INCENTIVE.....	78	5.48	2	-	2	1	-	-	-	2	-	2	-	1	5	-	2	6	10	7	5	3	9	-	4	3	4	12	
WOMEN.....	84	4.71	2	-	-	-	1	7	-	1	7	2	12	4	5	5	3	10	2	-	5	6	8	2	1	1			
BUTTON SEWING.....	29	4.11	-	-	-	3	-	2	2	2	-	4	3	3	2	-	3	-	-	-	2	-	-	-	-	-			
TIME.....	13	3.60	-	-	-	3	-	2	-	2	-	2	2	-	2	-	2	-	-	-	-	-	-	-	-	-			
INCENTIVE.....	16	4.52	-	-	-	-	-	-	2	-	-	2	1	3	3	-	3	-	-	-	2	-	-	-	-	-			
WOMEN.....	24	4.10	-	-	-	3	-	2	2	-	-	4	3	3	-	2	-	3	-	-	2	-	-	-	-	-			
TIME.....	11	3.62	-	-	-	3	-	2	-	-	-	2	2	-	2	-	-	-	-	-	-	-	-	-	-	-			
INCENTIVE.....	13	4.50	-	-	-	-	-	2	-	2	-	2	1	3	-	-	3	-	-	-	2	-	-	-	-	-			
BUTTONHOLE MAKING.....	34	5.75	1	-	-	2	-	2	2	2	-	-	-	-	6	-	-	-	1	2	-	-	2	8	-	6			
TIME.....	16	4.11	1	-	-	2	-	2	2	-	-	-	-	-	6	-	-	-	1	-	-	2	-	8	-	6			
INCENTIVE.....	18	7.20	-	-	-	-	-	2	-	-	-	-	-	-	-	-	-	-	-	2	-	-	8	-	6				
MEN.....	23	6.92	-	-	-	-	-	-	-	-	-	-	-	-	4	-	-	-	1	2	-	-	2	8	-	6			
TIME.....	7	5.08	-	-	-	-	-	-	-	-	-	-	-	-	4	-	-	-	1	-	-	2	-	8	-	6			
INCENTIVE.....	16	7.73	-	-	-	-	-	-	-	-	-	-	-	-	-	-	-	-	2	-	-	-	8	-	6				
WOMEN.....	11	3.29	1	-	-	2	-	2	2	2	-	-	-	-	2	-	-	-	-	-	-	-	-	-	-	-			
TIME.....	9	3.35	1	-	-	2	-	-	2	2	-	-	-	-	2	-	-	-	-	-	-	-	-	-	-	-			
COLLAR PREPARING, EXCEPT PIECING																													
OR PADDING.....	29	4.04	5	2	2	-	-	-	-	-	2	1	5	5	-	-	2	1	-	-	-	-	-	2	2	-	-		
TIME.....	16	3.60	2	-	-	-	-	-	-	-	1	2	-	-	-	-	1	-	-	-	-	-	-	-	-	-	-		
INCENTIVE.....	23	4.15	3	2	2	-	-	-	-	-	2	1	3	5	-	-	2	-	-	-	-	-	-	2	2	-	-		
MEN.....	15	4.17	2	2	2	-	-	-	-	-	2	1	-	-	-	-	1	-	-	-	-	-	-	2	2	-	-		
INCENTIVE.....	11	4.45	-	2	2	-	-	-	-	-	-	-	-	-	-	-	-	-	-	-	-	-	-	-	-	-			
WOMEN.....	14	3.89	3	-	-	-	-	-	-	-	-	-	5	4	-	-	2	-	-	-	-	-	-	-	-	-			
INCENTIVE.....	12	3.88	3	-	-	-	-	-	-	-	-	-	3	4	-	-	2	-	-	-	-	-	-	-	-	-			
COLLAR SETTING.....	34	4.57	-	-	-	1	-	-	-	4	-	-	4	9	-	-	3	6	2	-	2	3	-	-	-	-			
TIME.....	7	4.00	-	-	-	-	-	-	-	2	-	-	4	-	-	-	1	-	-	-	-	-	-	-	-	-			
INCENTIVE.....	27	4.72	-	-	-	1	-	-	-	2	-	-	-	9	-	-	3	5	2	-	2	3	-	-	-	-			
MEN.....	13	4.61	-	-	-	-	-	-	-	2	-	-	-	3	-	-	3	3	2	-	-	-	-	-	-	-			
INCENTIVE.....	12	4.58	-	-	-	-	-	-	-	2	-	-	-	3	-	-	3	2	-	-	-	-	-	-	-	-			
WOMEN.....	21	4.55	-	-	-	1	-	-	-	2	-	-	4	6	-	-	3	2	-	-	2	3	-	-	-	-			
INCENTIVE.....	15	4.83	-	-	-	1	-	-	-	-	-	-	-	6	-	-	3	-	-	2	3	-	-	-	-	-			

See footnotes at end of table.

**Table 18. Occupational earnings: New York, N.Y.-N.J.1-Contract shops—Continued**

(Number and average straight-time hourly earnings<sup>2</sup> of workers in selected occupations in men's and boys' suit and coat manufacturing establishments, April 1976)

Occupation and sex	Number of workers	Average hourly earnings <sup>2</sup>	Number of workers receiving straight-time hourly earnings (in dollars) of—																								
			2.30 and under 2.40	2.40 2.50	2.50 2.60	2.60 2.80	2.80 3.00	3.00 3.20	3.20 3.40	3.40 3.60	3.60 3.80	3.80 4.00	4.00 4.20	4.20 4.40	4.40 4.60	4.60 4.80	4.80 5.00	5.00 5.20	5.20 5.40	5.40 5.60	5.60 5.80	5.80 6.00	6.00 6.40	6.40 6.80	6.80 7.20	7.20 and over	
<b>SELECTED PRODUCTION OCCUPATIONS--</b>																											
<b>CONTINUED</b>																											
<b>COAT FABRICATION--CONTINUED</b>																											
<b>SEWING-MACHINE OPERATORS<sup>2</sup>--CONTINUED</b>																											
FACING TACKING.....	9	\$5.35	-	-	-	-	-	-	-	-	-	-	-	-	-	-	-	-	-	-	-	-	-	-	-	-	-
FELL BODY LINING, BOTTOM AND SIDE.....	30	4.94	2	-	-	-	-	-	-	-	-	2	5	5	-	-	2	-	2	-	3	5	-	-	2	-	-
MEN.....	9	5.59	-	-	-	-	-	-	-	-	-	-	3	2	-	-	-	-	-	-	-	2	2	-	-	-	-
WOMEN.....	21	4.67	2	-	-	-	-	-	-	-	-	2	2	3	-	-	2	-	2	-	3	3	-	-	2	-	-
JOIN SHOULDER, CLOTH.....	22	4.70	-	-	-	3	-	-	-	-	3	-	-	2	1	-	4	-	2	-	2	2	-	-	2	-	-
TIME.....	6	3.75	-	-	-	2	-	-	-	-	-	-	-	2	1	-	1	-	1	-	-	2	-	-	2	-	-
INCENTIVE.....	16	5.05	-	-	-	1	-	-	-	-	3	-	-	-	-	-	-	-	-	-	-	2	-	-	2	-	-
MEN.....	14	4.67	-	-	-	3	-	-	-	-	2	-	-	-	1	-	3	1	-	2	-	2	-	-	2	-	-
WOMEN.....	8	5.08	-	-	-	1	-	-	-	-	2	-	-	-	-	-	-	-	-	-	2	2	-	-	2	-	-
INCENTIVE.....	6	5.00	-	-	-	-	-	-	-	-	1	-	-	-	-	-	-	-	-	-	-	-	-	-	2	-	-
JOIN SIDE SEAMS.....	36	4.58	2	2	-	-	-	-	-	2	3	-	-	1	3	-	2	8	4	4	-	1	2	-	-	2	-
TIME.....	32	4.55	2	2	-	-	-	-	-	2	3	-	-	1	3	-	8	2	4	-	1	2	-	-	2	-	-
INCENTIVE.....	10	5.41	-	-	-	-	-	-	-	-	-	-	-	1	-	-	2	4	-	-	1	-	-	-	2	-	-
MEN.....	8	5.51	-	-	-	-	-	-	-	-	-	-	-	1	-	-	2	2	-	-	1	-	-	-	2	-	-
WOMEN.....	26	4.27	2	2	-	-	-	-	-	2	3	-	-	-	3	-	2	6	-	4	-	-	-	2	-	-	-
INCENTIVE.....	24	4.23	2	2	-	-	-	-	-	2	3	-	-	3	-	-	6	-	4	-	-	-	-	2	-	-	-
JOIN UNDERCOLLAR, JOIN SLEEVE LINING, OR PIECE POCKETS.....	52	4.59	-	-	2	4	3	-	-	-	-	4	8	7	1	3	-	1	4	5	-	-	8	-	2	-	-
TIME.....	19	3.79	-	-	2	4	3	-	-	-	-	-	3	-	1	1	-	1	4	-	-	-	-	-	-	-	-
INCENTIVE.....	33	5.05	-	-	-	-	-	-	-	-	-	4	5	7	-	2	-	-	-	5	-	-	8	-	2	-	-
MEN.....	24	5.40	-	-	-	-	-	-	-	-	-	2	3	-	1	1	-	1	4	2	-	-	8	-	2	-	-
WOMEN.....	28	3.89	-	-	2	4	3	-	-	-	-	2	5	7	-	2	-	-	-	3	-	-	-	-	-	-	-
INCENTIVE.....	19	4.43	-	-	-	-	-	-	-	-	-	2	5	7	-	2	-	-	-	3	-	-	-	-	-	-	-
LINING BAKER, BODY.....	81	4.73	-	-	2	1	-	6	6	4	3	5	-	-	9	4	9	8	3	3	5	-	4	4	2	3	-
TIME.....	7	3.07	-	-	-	-	6	1	-	-	-	-	-	-	-	-	-	-	-	-	-	-	-	-	-	-	-
INCENTIVE.....	74	4.89	-	-	2	1	-	6	3	3	3	5	-	-	9	4	9	8	3	3	5	-	4	4	2	3	-
MEN.....	30	5.33	-	-	1	-	2	3	-	-	1	-	-	-	2	-	2	-	3	1	3	5	-	2	4	-	3
WOMEN.....	28	5.49	-	-	1	-	-	3	-	-	-	1	-	-	-	-	-	-	3	1	3	5	-	2	4	-	3
INCENTIVE.....	51	4.39	-	-	2	-	-	4	3	4	3	4	-	-	9	2	9	5	2	-	-	2	-	2	-	-	-
WOMEN.....	46	4.53	-	-	2	-	-	3	3	2	4	-	-	9	2	9	5	2	-	-	-	2	-	2	-	-	-
PAD COLLAR AND LABELS.....	31	5.49	-	-	-	-	-	1	-	-	2	-	2	1	3	-	4	3	1	-	2	-	3	6	-	3	-
TIME.....	26	5.70	-	-	-	-	-	-	-	-	2	-	2	-	3	-	4	3	1	-	2	-	3	6	-	3	-
INCENTIVE.....	18	6.22	-	-	-	-	-	-	-	-	-	-	-	-	-	-	2	3	1	-	2	-	3	4	-	3	-
MEN.....	15	6.87	-	-	-	-	-	-	-	-	-	-	-	-	-	-	2	3	1	-	2	-	3	4	-	3	-
WOMEN.....	13	4.47	-	-	-	-	-	1	-	2	-	2	1	3	-	2	-	-	-	-	-	-	-	2	-	-	-
INCENTIVE.....	11	4.64	-	-	-	-	-	-	-	2	-	2	-	3	-	2	-	-	-	-	-	-	-	-	2	-	-
POCKET SETTING AND TACKING.....	130	5.33	1	-	-	2	1	3	2	2	-	5	15	4	1	8	4	11	11	2	4	16	11	5	11	-	-
TIME.....	24	4.31	-	-	2	1	3	1	-	-	-	-	9	2	-	-	-	-	-	-	-	-	-	3	3	-	-
INCENTIVE.....	106	5.56	1	-	-	-	-	1	2	-	-	5	6	2	1	8	4	11	11	2	4	13	8	5	11	-	-
MEN.....	90	5.37	-	-	-	2	-	2	1	2	-	5	9	3	-	6	4	4	11	7	2	-	12	9	3	8	-
WOMEN.....	20	4.48	-	-	2	-	2	1	-	-	-	7	2	-	-	-	-	-	-	-	-	-	3	3	-	-	-
INCENTIVE.....	70	5.62	-	-	-	-	-	-	-	2	-	5	2	1	-	6	4	4	11	7	2	-	9	6	3	8	-
WOMEN.....	40	5.25	1	-	-	-	1	1	1	-	-	-	6	1	1	2	-	7	-	4	-	4	4	2	2	3	8
INCENTIVE.....	36	5.45	1	-	-	-	-	-	1	-	-	-	4	1	1	2	-	7	-	4	-	4	4	2	2	3	3

See footnotes at end of table.

**Table 18. Occupational earnings: New York, N.Y.-N.J.<sup>1</sup>-Contract shops—Continued**

(Number and average straight-time hourly earnings<sup>2</sup> of workers in selected occupations in men's and boys' suit and coat manufacturing establishments, April 1976)

Occupation and sex	Number of workers	Average hourly earnings <sup>2</sup>	Number of workers receiving straight-time hourly earnings (in dollars) of—																									
			2.30 and under 2.40	2.40 — 2.50	2.50 — 2.60	2.60 — 2.80	2.80 — 3.00	3.00 — 3.20	3.20 — 3.40	3.40 — 3.60	3.60 — 3.80	3.80 — 4.00	4.00 — 4.20	4.20 — 4.40	4.40 — 4.60	4.60 — 4.80	4.80 — 5.00	5.00 — 5.20	5.20 — 5.40	5.40 — 5.60	5.60 — 5.80	5.80 — 6.00	6.00 — 6.40	6.40 — 6.80	6.80 — 7.20	7.20 and over		
<b>SELECTED PRODUCTION OCCUPATIONS--</b>																												
<b>CONTINUED</b>																												
<b>COAT FABRICATION--CONTINUED</b>																												
<b>SEWING-MACHINE OPERATORS--CONTINUED</b>																												
SEW DARTS, CLOTH.....	34	\$4.64	-	-	-	-	-	12	-	-	-	2	-	-	4	3	2	-	-	-	-	-	-	-	-	-	-	6
INCENTIVE.....	30	4.86	-	-	-	-	-	8	-	-	-	2	-	-	4	3	2	-	-	-	-	-	-	-	-	-	-	6
WOMEN.....	28	4.85	-	-	-	-	-	8	-	-	-	2	-	-	3	3	2	-	-	-	-	-	-	-	-	-	-	1
SEW EDGE TAPE.....	27	5.50	-	-	-	-	-	-	-	-	-	-	-	-	-	-	1	-	5	8	-	-	-	-	-	-	-	1
INCENTIVE.....	20	5.74	-	-	-	-	-	-	-	-	-	-	-	-	-	1	-	5	4	-	-	-	-	-	-	-	-	1
HEN.....	24	5.56	-	-	-	-	-	-	-	-	-	-	-	-	3	-	1	2	8	-	-	-	-	-	-	-	-	1
INCENTIVE.....	17	5.87	-	-	-	-	-	-	-	-	-	-	-	-	1	-	2	4	-	-	-	-	-	-	-	-	-	1
SEW IN SLEEVE.....	59	5.26	-	-	4	2	2	2	-	-	2	7	1	-	5	2	2	1	2	7	2	5	2	4	4	7	4	
INCENTIVE.....	51	5.49	-	-	4	2	2	-	-	-	2	1	1	-	5	2	2	1	2	7	2	5	2	4	4	7	4	
HEN.....	45	5.42	-	-	2	2	2	-	-	-	5	-	-	-	5	2	-	1	2	7	2	5	2	4	4	7	4	
INCENTIVE.....	41	5.56	-	-	2	2	2	-	-	-	1	-	-	5	2	-	1	2	7	2	5	2	4	4	7	4	4	
WOMEN.....	14	4.76	-	-	2	-	2	-	2	-	2	2	1	-	2	-	2	-	-	-	-	-	-	-	-	-	-	3
INCENTIVE.....	10	5.23	-	-	2	-	-	-	-	-	2	2	1	-	-	-	-	-	-	-	-	-	-	-	-	-	-	3
SLEEVE MAKING, CLOTH.....	63	4.33	-	-	2	3	8	3	1	6	6	2	2	-	10	3	6	5	-	-	-	-	-	-	-	-	-	2
TIME.....	7	3.27	-	-	2	-	2	-	-	-	2	1	-	-	-	-	-	-	-	-	-	-	-	-	-	-	-	2
INCENTIVE.....	56	4.46	-	-	3	-	6	3	1	6	4	1	2	-	10	3	6	5	-	-	-	-	-	-	-	-	-	2
HEN.....	13	5.28	-	-	-	-	2	-	-	-	-	-	1	-	1	-	5	-	-	-	-	-	-	-	-	-	-	2
WOMEN.....	50	4.08	-	-	2	3	6	3	1	6	6	2	1	-	10	2	1	5	-	-	-	-	-	-	-	-	-	2
TIME.....	7	3.27	-	-	2	-	2	-	-	-	2	1	-	-	-	-	-	-	-	-	-	-	-	-	-	-	-	2
INCENTIVE.....	43	4.21	-	-	3	-	4	3	1	6	4	1	1	-	10	2	1	5	-	-	-	-	-	-	-	-	-	2
TAPE ARMHOLES.....	32	4.47	1	-	-	-	4	2	3	-	2	3	-	3	3	2	3	-	3	-	2	-	2	-	-	-	-	2
TIME.....	7	3.33	1	-	-	-	4	1	-	-	-	-	-	-	1	-	-	-	-	-	-	-	-	-	-	-	-	2
INCENTIVE.....	25	4.79	-	-	-	-	2	2	-	2	3	-	3	3	3	1	-	3	-	3	-	2	-	2	-	-	-	2
HEN.....	10	5.16	1	-	-	-	1	-	-	-	2	-	-	-	-	-	-	-	-	-	-	-	-	-	-	-	-	2
INCENTIVE.....	8	5.76	-	-	-	-	-	-	-	-	2	-	-	-	-	-	-	-	-	-	-	-	-	-	-	-	-	2
WOMEN.....	22	4.16	-	-	-	-	3	2	3	-	-	3	-	3	3	2	-	3	-	-	-	-	-	-	-	-	-	-
INCENTIVE.....	17	4.33	-	-	-	-	2	2	2	-	2	-	3	-	3	1	-	3	-	-	-	-	-	-	-	-	-	-
SHAPERS.....	35	5.21	-	-	-	-	4	-	1	2	-	3	-	-	2	4	3	-	-	-	-	-	-	-	-	-	-	-
INCENTIVE.....	29	5.36	-	-	-	-	3	-	1	2	-	3	-	-	2	2	3	-	-	-	-	-	-	-	-	-	-	-
HEN.....	31	5.25	-	-	-	-	3	-	-	2	-	3	-	-	2	4	3	-	-	-	-	-	-	-	-	-	-	-
INCENTIVE.....	26	5.34	-	-	-	-	3	-	-	2	-	3	-	-	2	2	3	-	-	-	-	-	-	-	-	-	-	-
TAILORS, ALL AROUND <sup>2,11</sup> .....	17	4.31	-	-	-	-	-	-	-	2	2	1	2	3	1	-	5	1	-	-	-	-	-	-	-	-	-	-
THREAD TRIMMERS AND BASTING																												
PULLERS <sup>5</sup> .....	110	3.07	20	-	8	18	11	17	6	5	5	5	10	2	-	3	-	-	-	-	-	-	-	-	-	-	-	-
INCENTIVE.....	82	3.17	12	-	8	10	10	10	2	5	5	5	10	2	-	3	-	-	-	-	-	-	-	-	-	-	-	-
UNDERPRESSERS <sup>5</sup> .....	120	4.70	3	-	-	2	5	7	5	5	-	4	8	13	6	3	15	7	5	3	11	3	4	4	2	5	-	
TIME.....	22	3.79	2	-	-	-	2	3	4	-	-	3	4	-	2	-	2	-	-	-	-	-	-	-	-	-	-	
INCENTIVE.....	98	4.91	1	-	-	2	5	5	2	1	-	4	5	9	6	1	15	5	5	3	11	3	4	4	2	5	-	

See footnotes at end of table.

**Table 18. Occupational earnings: New York, N.Y.-N.J.-Contract shops—Continued**

(Number and average straight-time hourly earnings<sup>2</sup> of workers in selected occupations in men's and boys' suit and coat manufacturing establishments, April 1976)

Occupation and sex	Number of workers	Average hourly earnings <sup>2</sup>	Number of workers receiving straight-time hourly earnings (in dollars) of—																								
			2.30 and under 2.40	2.40 2.50	2.50 2.60	2.60 2.80	2.80 3.00	3.00 3.20	3.20 3.40	3.40 3.60	3.60 3.80	3.80 4.00	4.00 4.20	4.20 4.40	4.40 4.60	4.60 4.80	4.80 5.00	5.00 5.20	5.20 5.40	5.40 5.60	5.60 5.80	5.80 6.00	6.00 6.40	6.40 6.80	6.80 7.20	7.20 and over	
<b>SELECTED PRODUCTION OCCUPATIONS--</b>																											
<b>CONTINUED</b>																											
<b>TROUSER FABRICATION</b>																											
INSPECTORS, FINAL <sup>5</sup> .....	12	\$4.23	1	-	-	-	-	1	-	1	-	3	3	-	-	-	1	-	-	-	-	-	2	-	-	-	-
WOMEN.....	11	4.41	-	-	-	-	-	1	-	1	-	3	3	-	-	-	1	-	-	-	-	2	-	-	-	-	
PRESSERS, FINISH <sup>5</sup> .....	17	5.17	-	-	-	-	-	-	-	-	-	2	2	-	-	-	2	-	-	-	-	2	-	-	-	-	
SEWING-MACHINE OPERATORS <sup>3</sup> .....	311	4.28	25	4	17	6	-	6	23	20	15	15	30	9	20	15	10	17	14	11	13	14	10	10	4	3	
TIME.....	114	3.71	15	-	17	5	-	4	4	5	6	17	3	6	17	6	9	7	14	11	8	10	14	10	7	4	
INCENTIVE.....	197	4.61	10	4	1	-	-	2	19	15	7	9	13	6	14	8	10	6	11	5	6	7	7	4	-	-	
MEN.....	51	4.60	5	-	-	-	-	-	3	-	4	2	3	2	2	4	3	8	2	3	7	-	1	-	-	-	
INCENTIVE.....	210	4.16	17	4	14	6	-	6	20	20	5	13	19	7	12	5	4	6	9	6	7	7	10	6	4	3	
WOMEN.....	64	3.12	12	-	14	5	-	4	4	5	2	6	9	3	-	-	-	-	-	-	-	-	-	-	-	-	
TIME.....	146	4.62	5	4	-	1	-	2	16	15	3	7	10	4	12	5	4	6	9	6	7	7	10	6	4	3	
INCENTIVE.....	9	5.83	-	-	-	-	-	-	-	-	-	-	-	-	-	3	-	-	-	-	-	2	-	1	-	-	
ATTACH ZIPPERS.....	6	6.40	-	-	-	-	-	-	-	-	-	-	-	-	-	-	-	-	-	-	-	2	-	1	-	-	
INCENTIVE.....	8	3.85	-	3	-	1	-	-	-	-	1	-	-	-	1	-	-	-	-	-	-	-	2	-	-	-	
BARTACKING.....	7	3.75	-	3	-	1	-	-	-	-	1	-	-	-	-	-	-	-	-	-	-	-	2	-	-	-	
WOMEN.....	34	4.16	5	-	-	-	-	-	2	1	3	5	3	2	4	-	-	-	2	5	-	2	-	-	-	-	
JOIN SEAMS.....	22	4.25	2	-	-	-	-	-	2	1	-	5	3	2	1	-	-	-	2	2	-	2	-	-	-	-	
INCENTIVE.....	16	4.64	1	-	-	-	-	-	-	-	3	-	2	-	3	-	-	-	2	3	-	2	-	-	-	-	
MEN.....	18	3.73	4	-	-	-	-	-	2	1	-	5	1	2	1	-	-	-	-	2	-	-	-	-	-	-	
WOMEN.....	15	4.02	1	-	-	-	-	-	2	1	-	5	1	2	1	-	-	-	-	2	-	-	-	-	-	-	
INCENTIVE.....	47	4.74	3	1	3	-	-	-	3	1	-	-	3	-	4	5	1	4	1	1	6	3	5	3	-	-	
MAKE POCKETS.....	26	5.05	-	1	-	-	-	-	3	1	-	-	-	-	1	2	1	4	1	1	3	5	-	-	-	-	
INCENTIVE.....	28	4.34	3	1	3	-	-	-	3	1	-	-	3	-	1	-	1	2	1	1	2	1	5	-	-	-	
WOMEN.....	19	4.97	-	1	-	-	-	-	3	1	-	-	-	-	1	-	1	2	1	1	2	1	5	-	-	-	
INCENTIVE.....	20	3.78	-	-	2	-	-	2	2	5	3	-	2	-	-	-	1	3	-	-	-	-	-	-	-	-	
SERGING.....	13	4.09	-	-	-	-	-	-	2	5	-	2	-	-	-	-	1	3	-	-	-	-	-	-	-	-	
INCENTIVE.....	12	4.09	-	-	-	-	-	-	2	5	-	1	-	-	-	-	1	3	-	-	-	-	-	-	-	-	
WOMEN:	18	4.75	-	-	3	-	-	-	-	-	-	3	-	-	1	-	2	-	3	1	-	3	2	-	-	-	
SEW ON WAISTBAND LINING.....	9	5.54	-	-	-	-	-	-	-	-	-	-	-	-	1	-	2	-	-	-	-	3	2	-	-	-	
INCENTIVE.....	10	4.35	-	-	3	-	-	-	-	-	-	-	-	-	1	-	2	-	3	1	-	-	-	-	-	-	
MEN.....	8	5.25	-	-	-	-	-	-	-	-	-	-	-	-	-	-	-	-	-	-	-	3	2	-	-	-	
WOMEN.....	21	3.67	5	-	-	-	-	2	2	1	-	2	2	1	2	2	-	-	-	-	2	-	-	-	-	-	
STITCH POCKETS.....	7	2.74	5	-	-	-	-	-	-	-	-	2	-	-	-	-	-	-	-	-	-	-	-	-	-	-	
INCENTIVE.....	15	3.10	-	3	3	2	-	-	-	3	-	2	2	-	-	-	-	-	-	-	-	-	-	-	-	-	
THREAD TRIMMERS AND BASTING.....	24	4.57	3	-	-	-	-	-	2	-	-	-	5	-	-	2	3	3	-	2	-	1	3	-	-	-	
PULLERS <sup>4</sup> .....	21	4.89	-	-	-	-	-	-	2	-	-	-	5	-	-	2	3	3	-	2	-	1	3	-	-	-	
UNDERPRESSERS <sup>6</sup> .....	9	3.84	2	-	-	-	-	1	2	-	-	-	1	-	-	-	-	2	-	1	-	-	-	-	-	-	
INCENTIVE.....	6	4.48	-	-	-	-	-	-	2	-	-	-	1	-	-	-	-	2	-	1	-	-	-	-	-	-	
MEN.....	9	\$3.02	3	-	-	-	-	3	-	-	3	-	-	-	-	-	-	-	-	-	-	-	-	-	-	-	
JANITORS <sup>6</sup> .....	52	2.97	11	-	10	6	-	3	5	9	3	3	-	-	2	-	-	-	-	-	-	-	-	-	-	-	
WORK DISTRIBUTORS.....	43	3.02	9	-	6	6	-	3	2	9	3	3	-	-	2	-	-	-	-	-	-	-	-	-	-	-	
MEN.....																											
<b>MISCELLANEOUS<sup>11</sup></b>																											

<sup>1</sup> The New York Standard Metropolitan Statistical Area consists of Bronx, Kings, New York, Putnam, Queens, Richmond, Rockland, and Westchester Counties, N.Y.; and Bergen County, N.J.

<sup>2</sup> Excludes premium pay for overtime and for work on weekends, holidays, and late shifts. These surveys, based on a representative sample of establishments, are designed to measure the level of occupational earnings at a particular time. Thus, comparisons made with previous studies may not reflect expected wage movements because of change in the sample composition, and shifts in employment among establishments with different pay levels. Such shifts, for example, could decrease an occupational average, even though most establishments increased wages between periods being compared. Approximately 63 percent of the production workers covered by the survey are incentive-rated.

<sup>3</sup> Workers were at \$7.20 to \$7.60.

<sup>4</sup> All or virtually all workers are women.

<sup>5</sup> All or virtually all workers are incentive-rated.

<sup>6</sup> All or virtually all workers are men.

<sup>7</sup> Workers were distributed as follows: 4 at \$7.20 to \$7.60; 2 at \$7.60 to \$8; 2 at \$8 to \$8.40; 3 at \$8.40 to \$8.80; 2 at \$9.20 to \$9.60; and 1 at \$9.60 and over.

<sup>8</sup> Workers were distributed as follows: 3 at \$7.20 to \$7.60; and 2 at \$8 to \$8.40.

<sup>9</sup> Includes data for workers in classifications in addition to those shown separately.

<sup>10</sup> Workers were distributed as follows: 29 at \$7.20 to \$7.60; 4 at \$7.60 to \$8; 4 at \$8 to \$8.40; 6 at \$8.40 to \$8.80; 2 at \$8.80 to \$9.20; 5 at \$9.20 to \$9.60; and 4 at \$9.60 and over.

<sup>11</sup> All or virtually all workers are time-rated.

**Table 19. Occupational earnings: Philadelphia, Pa.-N.J.1— All shops**

(Number and average straight-time hourly earnings<sup>2</sup> of workers in selected occupations in men's and boys' suit and coat manufacturing establishments, April 1976)

Occupation and sex	Number of workers	Average hourly earnings <sup>2</sup>	Number of workers receiving straight-time hourly earnings (in dollars) of—																																
			2.30 and under 2.40	2.40-2.50	2.50-2.60	2.60-2.80	2.80-3.00	3.00-3.20	3.20-3.40	3.40-3.60	3.60-3.80	3.80-4.00	4.00-4.20	4.20-4.40	4.40-4.60	4.60-4.80	4.80-5.00	5.00-5.20	5.20-5.40	5.40-5.80	5.80-6.20	6.20-6.60	6.60-7.00	7.00-7.40	7.40-7.80	7.80-8.20	8.20-8.60	8.60-9.00	9.00 and over						
<b>ALL PRODUCTION WORKERS.....</b>	<b>7,323</b>	<b>\$4.47</b>	147	67	192	274	209	409	443	433	412	508	495	420	354	357	326	312	260	380	306	551	142	115	76	39	42	21	33						
<b>MEN.....</b>	<b>2,424</b>	<b>5.17</b>	48	10	32	45	36	72	83	70	78	94	119	128	116	105	97	125	101	165	153	441	83	73	46	28	33	15	28						
<b>WOMEN.....</b>	<b>4,899</b>	<b>4.12</b>	99	57	160	229	173	337	360	363	334	414	376	292	238	252	229	187	159	215	153	110	59	42	30	11	9	6	5						
<b>SELECTED PRODUCTION OCCUPATIONS</b>																																			
<b>CUTTING<sup>2</sup></b>																																			
CUTTERS, CLOTH <sup>2</sup> .....	181	6.34	-	-	-	-	-	-	-	-	-	-	-	-	-	-	-	-	-	-	-	170	-	-	1	-	-	3	-	2	-				
CUTTERS, LINING.....	68	6.03	-	-	-	-	-	1	2	1	-	-	2	-	-	-	-	3	-	4	-	57	-	-	-	-	-	-	-	-	-				
<b>MEN.....</b>	56	6.27	-	-	-	-	-	-	-	-	-	-	-	-	-	-	-	3	-	1	-	51	-	-	-	-	-	-	-	-	-				
CUTTERS AND MARKERS, CLOTH.....	86	6.39	-	-	-	-	-	-	-	-	-	-	-	-	-	-	-	-	-	3	70	10	3	-	-	-	-	-	-	-	-				
<b>MEN.....</b>	78	6.40	-	-	-	-	-	-	-	-	-	-	-	-	-	-	-	-	-	-	62	10	3	-	-	-	-	-	-	-	-	-			
MARKERS.....	20	5.80	-	-	-	-	-	-	-	-	-	-	5	-	-	-	-	-	-	3	10	-	2	-	-	-	-	-	-	-	-	-			
<b>MEN.....</b>	15	6.34	-	-	-	-	-	-	-	-	-	-	-	-	-	-	-	-	-	3	10	-	2	-	-	-	-	-	-	-	-	-			
SPREADERS.....	22	5.91	-	-	-	-	-	-	-	-	-	-	6	-	-	-	-	-	-	-	3	10	-	2	-	-	-	-	1	-	1	-			
<b>COAT FABRICATION</b>																																			
BASTERS, HAND <sup>5</sup> .....	98	4.06	1	4	1	1	11	10	9	10	5	6	4	5	5	3	2	2	1	7	5	2	1	2	-	-	-	-	-	1	-	-			
<b>WOMEN.....</b>	84	3.76	1	4	1	1	11	10	9	10	5	6	4	5	1	3	2	2	-	5	3	-	1	1	-	-	-	-	-	-	-	-	-		
BUTTON SEWERS, HAND <sup>5</sup> .....	15	4.35	-	-	-	-	-	-	1	-	2	3	3	3	-	-	-	-	-	1	2	-	-	-	-	-	-	-	-	-	-	-	-		
<b>INCENTIVE.....</b>	14	4.40	-	-	-	-	-	-	1	-	1	3	3	3	-	-	-	-	-	-	1	2	-	-	-	-	-	-	-	-	-	-	-		
COLLAR SETTERS, HAND <sup>5</sup> .....	27	4.74	-	1	-	-	-	-	-	4	1	5	1	-	2	-	-	3	1	3	4	1	-	-	-	1	-	-	-	-	-	-	-		
<b>WOMEN.....</b>	17	4.26	-	1	-	-	-	-	-	3	1	4	1	-	2	-	-	2	1	1	1	-	-	-	-	-	-	-	-	-	-	-	-		
FINISHERS, HAND <sup>5</sup> .....	219	3.89	7	5	4	15	10	19	21	13	15	21	12	8	19	14	8	5	4	9	7	2	1	-	-	-	-	-	-	-	-	-	-		
<b>TIME.....</b>	22	3.51	-	1	3	-	3	4	1	3	1	2	-	4	-	-	-	-	-	-	-	-	-	-	-	-	-	-	-	-	-	-	-		
<b>INCENTIVE.....</b>	197	3.94	7	5	3	12	10	16	17	12	12	20	10	8	15	14	8	5	4	9	7	2	1	-	-	-	-	-	-	-	-	-	-		
FITTERS.....	87	5.45	-	-	1	3	2	6	6	5	3	7	5	4	2	5	4	1	3	6	2	1	-	-	1	4	-	-	3	1	7	12	-		
<b>TIME.....</b>	34	3.84	-	-	-	3	-	3	4	3	3	7	4	1	-	3	1	-	2	-	2	-	-	-	-	-	-	-	-	-	-	-	-	-	
<b>INCENTIVE.....</b>	53	6.49	-	-	1	-	2	3	2	2	-	-	1	3	2	2	3	1	3	4	2	1	-	-	1	4	-	-	3	1	12	-	-		
<b>MEN.....</b>	43	7.14	-	-	-	-	-	1	-	1	-	3	2	1	1	2	1	1	1	1	5	2	1	-	1	4	-	-	3	1	12	-	-		
<b>TIME.....</b>	13	4.36	-	-	-	-	-	1	-	1	-	3	2	1	-	2	1	-	2	1	-	-	-	-	-	-	-	-	-	-	-	-	-	-	
<b>INCENTIVE.....</b>	30	8.35	-	-	-	-	-	-	-	-	-	-	-	-	1	-	-	1	1	3	2	1	-	-	1	4	-	-	3	1	12	-	-		
<b>WOMEN.....</b>	44	3.80	-	-	1	3	2	5	6	4	3	4	3	3	1	3	3	-	2	1	-	-	-	-	-	-	-	-	-	-	-	-	-	-	
<b>TIME.....</b>	21	3.52	-	-	-	3	-	2	4	2	3	4	2	-	1	-	-	-	4	-	-	-	-	-	-	-	-	-	-	-	-	-	-	-	
<b>INCENTIVE.....</b>	23	4.05	-	-	1	-	2	3	2	2	-	-	1	3	1	2	3	-	2	1	-	-	-	-	-	-	-	-	-	-	-	-	-	-	
INSPECTORS, FINAL <sup>2</sup> .....	205	3.85	-	-	2	2	1	12	20	23	34	33	41	10	11	10	1	2	2	1	-	-	-	-	-	-	-	-	-	-	-	-	-	-	
<b>MEN.....</b>	36	4.38	-	-	-	-	-	-	-	1	4	3	5	5	7	6	1	1	2	1	-	-	-	-	-	-	-	-	-	-	-	-	-	-	
<b>WOMEN.....</b>	169	3.74	-	-	2	2	1	12	20	22	30	30	36	5	4	4	-	1	-	-	-	-	-	-	-	-	-	-	-	-	-	-	-	-	
PAIRERS AND TURNERS <sup>5</sup> .....	165	3.66	5	6	14	11	7	11	18	12	18	15	10	2	10	5	4	4	6	5	1	1	-	-	-	-	-	-	-	-	-	-	-	-	
<b>TIME.....</b>	68	3.17	4	6	9	7	2	7	8	4	7	11	1	-	1	1	-	-	-	-	-	-	-	-	-	-	-	-	-	-	-	-	-	-	
<b>INCENTIVE.....</b>	97	3.99	1	-	5	4	5	4	10	8	11	4	9	2	9	4	4	4	6	5	1	1	-	-	-	-	-	-	-	-	-	-	-	-	-
PRESSERS, FINISH, HAND.....	98	5.79	2	-	-	-	-	-	3	-	2	4	1	3	1	2	4	5	9	2	7	19	4	6	12	8	1	2	-	-	-	-	-	-	
<b>TIME.....</b>	9	4.61	1	-	-	-	-	-	3	-	-	-	-	-	-	-	-	-	-	-	5	-	-	-	-	-	-	-	-	-	-	-	-	-	
<b>INCENTIVE.....</b>	89	5.90	1	-	-	-	-	-	-	2	4	1	3	1	2	4	5	9	2	7	14	4	6	12	8	1	2	-	-	-	-	-	-	-	
<b>MEN.....</b>	81	6.12	-	-	-	-	-	-	-	2	2	1	3	1	2	1	3	7	-	6	19	4	6	12	8	1	2	-	-	-	-	-	-	-	
<b>INCENTIVE.....</b>	76	6.12	-	-	-	-	-	-	-	2	2	1	3	1	2	1	3	7	-	6	14	4	6	12	8	1	2	-	-	-	-	-	-	-	
<b>WOMEN.....</b>	17	4.21	2	-	-	-	-	-	3	-	-	-	-	-	-	-	-	-	-	-	-	-	-	-	-	-	-	-	-	-	-	-	-	-	

See footnotes at end of table.

**Table 19. Occupational earnings: Philadelphia, Pa.-N.J.<sup>1</sup>—All shops—Continued**

(Number and average straight-time hourly earnings<sup>2</sup> of workers in selected occupations in men's and boys' suit and coat manufacturing establishments, April 1976)

Occupation and sex	Number of workers	Average hourly earnings <sup>2</sup>	Number of workers receiving straight-time hourly earnings (in dollars) of—																										
			2.30 and under 2.40	2.40-2.50	2.50-2.60	2.60-2.80	2.80-3.00	3.00-3.20	3.20-3.40	3.40-3.60	3.60-3.80	3.80-4.00	4.00-4.20	4.20-4.40	4.40-4.60	4.60-4.80	4.80-5.00	5.00-5.20	5.20-5.40	5.40-5.80	5.80-6.20	6.20-6.60	6.60-7.00	7.00-7.40	7.40-7.80	7.80-8.20	8.20-8.60	8.60-9.00	9.00 and over
<b>SELECTED PRODUCTION OCCUPATIONS--CONTINUED</b>																													
<b>COAT FABRICATION--CONTINUED</b>																													
PRESSERS, FINISH, MACHINING <sup>4,5</sup>	366	\$5.98	2	-	1	2	2	6	3	7	8	6	8	10	12	20	14	19	12	36	43	41	31	22	13	8	18	9	13
SEWING-MACHINE OPERATORS <sup>5</sup>	2,764	4.47	48	12	55	67	87	161	161	175	133	169	176	189	150	169	172	131	136	177	145	81	55	39	37	15	13	6	5
TIME	405	3.66	30	1	23	14	14	44	39	36	26	27	39	25	26	19	20	10	7	2	2	1	-	-	-	-	-	-	-
INCENTIVE	2,359	4.61	18	11	32	53	73	117	122	139	107	142	137	164	124	150	152	121	129	175	143	80	55	39	37	15	13	6	5
MEN	336	5.19	-	-	2	3	6	6	7	6	8	9	20	10	22	20	24	26	32	43	35	23	8	7	9	6	4	-	-
TIME	59	4.54	-	-	-	2	-	1	1	3	-	2	8	1	10	5	11	8	4	2	-	1	-	-	-	-	-	-	-
INCENTIVE	277	5.33	-	-	2	1	6	5	6	3	8	7	12	9	12	15	13	18	28	41	35	22	8	7	9	6	4	-	-
WOMEN	2,428	4.37	48	12	53	64	81	155	154	169	125	160	156	179	128	149	148	105	104	134	110	58	47	32	28	9	9	6	5
TIME	346	3.51	30	1	23	12	14	43	38	33	26	25	31	24	16	14	9	2	3	-	2	-	-	-	-	-	-	-	-
INCENTIVE	2,082	4.52	18	11	30	52	67	112	116	136	99	135	125	155	112	135	139	103	101	134	108	58	47	32	28	9	9	6	5
BASTERS	400	4.87	1	-	2	1	2	23	11	18	24	21	25	32	25	24	35	16	32	33	20	13	12	9	9	2	2	4	4
TIME	21	3.85	-	-	-	-	-	3	3	1	2	2	4	4	-	1	-	-	-	1	-	-	-	-	-	-	-	-	-
INCENTIVE	379	4.92	1	-	2	1	2	20	8	17	22	19	21	28	25	23	35	16	32	32	20	13	12	9	9	2	2	4	4
MEN	53	5.14	-	-	-	-	2	1	2	-	1	-	4	4	3	3	2	4	7	9	4	1	-	2	2	2	-	-	-
TIME	49	5.22	-	-	-	-	2	1	1	-	1	-	3	3	3	3	2	4	7	8	4	1	-	2	2	2	-	-	-
INCENTIVE	347	4.83	1	-	2	1	-	22	9	18	23	21	21	28	22	21	33	12	25	24	16	12	12	7	7	-	2	4	4
WOMEN	64	4.08	1	1	2	2	2	8	5	3	2	5	6	6	-	4	1	6	3	3	3	1	-	-	-	-	-	-	-
TIME	11	3.53	-	-	2	-	1	1	1	1	-	1	-	2	3	-	-	-	-	-	-	-	-	-	-	-	-	-	-
INCENTIVE	53	4.20	1	1	-	2	1	7	4	3	1	5	4	3	-	4	1	6	3	3	3	1	-	-	-	-	-	-	-
BUTTONHOLE MAKING	61	4.19	-	-	1	1	4	2	9	6	4	4	3	5	5	3	1	3	3	-	4	-	2	-	1	-	-	-	-
TIME	19	4.19	-	-	-	-	-	1	3	2	2	-	1	5	1	-	-	-	2	-	2	-	-	-	-	-	-	-	-
INCENTIVE	42	4.19	-	-	1	1	4	1	6	4	2	4	2	4	3	1	3	1	3	1	2	-	2	-	1	-	-	-	-
MEN	8	4.01	-	-	1	-	1	-	1	-	-	-	-	-	-	3	1	-	1	-	-	-	-	-	-	-	-	-	-
TIME	7	3.94	-	-	1	-	1	-	1	-	-	-	-	-	2	1	-	1	-	-	-	-	-	-	-	-	-	-	-
INCENTIVE	53	4.21	-	-	-	1	3	2	8	6	4	4	3	5	2	2	1	2	3	-	4	-	2	-	1	-	-	-	-
WOMEN	18	4.17	-	-	-	-	-	1	3	2	2	-	1	5	-	-	-	-	2	-	2	-	-	-	-	-	-	-	-
TIME	35	4.23	-	-	-	1	3	1	5	4	2	4	2	4	2	2	1	2	1	-	2	-	2	-	1	-	-	-	-
INCENTIVE	19	4.19	-	-	-	-	-	-	-	-	-	-	-	-	-	-	-	-	-	-	-	-	-	-	-	-	-	-	-
COLLAR PREPARING, EXCEPT PIECING OR PADDING	44	4.50	-	-	-	5	2	-	3	2	5	3	3	2	1	3	2	1	1	1	3	3	-	2	2	-	-	-	-
TIME	41	4.58	-	-	-	4	2	-	2	2	5	3	2	2	1	3	2	1	1	1	3	3	-	2	2	-	-	-	-
INCENTIVE	40	4.36	-	-	-	5	2	-	3	2	5	3	3	2	1	3	2	-	1	1	1	2	-	2	2	-	-	-	-
WOMEN	37	4.44	-	-	-	4	2	-	2	2	5	3	2	2	1	3	2	-	1	1	1	2	-	2	2	-	-	-	-
INCENTIVE	87	4.86	-	-	-	1	2	6	2	4	6	6	1	1	7	8	3	9	3	11	8	-	2	1	4	-	-	-	-
MEN	26	5.45	-	-	-	-	1	-	-	1	1	1	-	-	1	3	1	2	2	4	4	-	2	1	4	-	-	-	-
TIME	61	4.61	-	-	-	1	1	6	2	3	5	5	1	1	6	5	2	7	1	7	4	-	-	-	4	-	-	-	-
INCENTIVE	39	4.56	-	-	1	-	3	2	2	-	1	2	6	2	2	6	3	4	3	-	2	-	-	-	-	-	-	-	-
WOMEN	37	4.62	-	-	1	-	2	2	2	-	-	2	6	2	2	6	3	4	3	-	2	-	-	-	-	-	-	-	-
INCENTIVE	36	4.52	-	-	1	-	-	3	2	2	-	1	2	6	2	2	4	3	3	3	-	2	-	-	-	-	-	-	-
INCENTIVE	34	4.58	-	-	1	-	-	2	2	2	-	-	2	6	2	4	3	3	3	-	2	-	-	-	-	-	-	-	-
PELL BODY LINING, BOTTOM AND SIDES	93	4.16	2	-	5	1	4	4	6	9	10	2	11	5	4	3	12	2	4	1	2	3	-	3	-	-	-	-	-
TIME	6	3.78	2	-	-	-	-	-	-	-	-	-	-	1	2	-	1	-	-	-	-	-	-	-	-	-	-	-	-
INCENTIVE	87	4.19	-	-	5	1	4	4	6	9	10	2	11	4	2	3	11	2	4	1	2	3	-	3	-	-	-	-	-

See footnotes at end of table.

**Table 19. Occupational earnings: Philadelphia, Pa.-N.J.1-All shops—Continued**

(Number and average straight-time hourly earnings<sup>2</sup> of workers in selected occupations in men's and boys' suit and coat manufacturing establishments, April 1976)

Occupation and sex	Number of workers	Average hourly earnings <sup>2</sup>	Number of workers receiving straight-time hourly earnings (in dollars) of—																										
			2.30 and under 2.40	2.40-2.50	2.50-2.60	2.60-2.80	2.80-3.00	3.00-3.20	3.20-3.40	3.40-3.60	3.60-3.80	3.80-4.00	4.00-4.20	4.20-4.40	4.40-4.60	4.60-4.80	4.80-5.00	5.00-5.20	5.20-5.40	5.40-5.80	5.80-6.20	6.20-6.60	6.60-7.00	7.00-7.40	7.40-7.80	7.80-8.20	8.20-8.60	8.60-9.00	9.00 and over
<b>COAT FABRICATION--CONTINUED</b>																													
<b>SEWING-MACHINE OPERATORS--CONTINUED</b>																													
JOIN SHOULDER, CLOTH.....	42	\$4.64	-	-	1	1	1	1	2	4	3	-	5	1	-	3	3	2	1	5	5	3	1	-	-	-	-	-	-
INCENTIVE.....	39	4.72	-	-	1	1	1	-	2	4	2	-	4	1	-	3	3	2	1	5	5	3	1	-	-	-	-	-	-
WOMEN.....	39	4.63	-	-	1	1	1	1	2	4	3	-	4	1	-	3	3	1	-	5	5	3	1	-	-	-	-	-	-
INCENTIVE.....	37	4.69	-	-	1	1	1	-	2	4	2	-	4	1	-	3	3	1	-	5	5	3	1	-	-	-	-	-	-
JOIN SIDE SEAMS.....	80	4.55	-	1	1	3	4	1	6	5	2	10	6	2	2	5	2	2	5	11	2	4	4	2	-	-	-	-	-
TIME.....	7	3.68	-	-	-	-	2	-	1	-	-	1	2	-	1	-	-	-	-	-	-	-	-	-	-	-	-	-	-
INCENTIVE.....	73	4.63	-	1	1	3	2	1	5	5	2	9	4	2	2	4	2	2	5	11	2	4	4	2	-	-	-	-	-
MEN.....	8	5.12	-	-	-	-	-	-	-	-	-	-	1	-	1	2	-	-	-	3	-	1	-	-	-	-	-	-	-
INCENTIVE.....	6	5.36	-	-	-	-	-	-	-	-	-	-	-	1	1	-	-	-	-	3	-	1	-	-	-	-	-	-	-
WOMEN.....	72	4.48	-	1	1	3	4	1	6	5	2	10	5	2	1	3	2	2	5	8	2	3	4	2	-	-	-	-	-
INCENTIVE.....	67	4.56	-	1	1	3	2	1	5	5	2	9	4	2	1	3	2	2	5	8	2	3	4	2	-	-	-	-	-
JOIN UNDERCOLLAR, JOIN SLEEVE	144	4.27	1	-	2	7	13	11	7	7	4	8	10	12	9	8	9	8	8	6	5	1	6	2	-	-	-	-	-
LINING, OR PIECE POCKETS.....	134	4.32	2	-	2	3	6	9	7	15	5	2	6	13	8	10	12	9	6	10	4	1	-	2	2	-	-	-	-
TIME.....	8	3.21	-	-	2	-	1	2	2	-	1	-	-	-	-	-	-	-	-	-	-	-	-	-	-	-	-	-	-
INCENTIVE.....	126	4.39	2	-	2	3	6	8	5	13	5	1	6	13	8	10	12	9	6	10	4	1	-	2	2	-	-	-	-
MEN.....	11	5.11	-	-	1	-	-	-	-	-	-	-	-	-	1	-	1	2	1	3	1	1	-	-	-	-	-	-	-
WOMEN.....	123	4.25	2	-	2	2	6	9	7	15	5	2	6	13	7	10	11	7	5	7	3	-	-	2	2	-	-	-	-
TIME.....	8	3.21	-	-	2	-	1	2	2	-	1	-	-	-	-	-	-	-	-	-	-	-	-	-	-	-	-	-	-
INCENTIVE.....	115	4.33	2	-	2	6	8	5	13	5	1	6	13	7	10	11	7	5	7	3	-	-	2	2	-	-	-	-	-
PAD COLLAR AND LABELS.....	27	4.15	-	-	-	4	1	5	-	1	3	4	-	1	1	1	1	-	1	3	-	1	-	-	-	-	-	-	-
POCKET SETTING AND TACKING.....	243	4.59	3	-	4	7	3	15	14	9	10	13	21	16	11	18	14	13	13	16	23	12	3	-	-	3	2	-	-
TIME.....	17	3.73	-	-	1	-	-	5	1	-	-	4	3	-	1	-	-	1	-	1	-	-	-	-	-	-	-	-	-
INCENTIVE.....	226	4.65	3	-	3	7	3	10	13	9	10	9	18	16	10	18	14	12	13	15	23	12	3	-	-	3	2	-	-
MEN.....	56	5.39	-	-	-	-	-	-	-	-	3	5	4	2	2	3	2	4	6	10	5	4	1	-	-	3	2	-	-
TIME.....	7	4.42	-	-	-	-	-	-	-	-	2	2	-	1	-	-	1	-	1	-	-	-	-	-	-	-	-	-	-
INCENTIVE.....	49	5.52	-	-	-	-	-	-	-	-	3	3	2	2	1	3	2	3	6	9	5	4	1	-	-	3	2	-	-
WOMEN.....	187	4.35	3	-	4	7	3	15	14	9	7	8	17	14	9	15	12	9	7	6	18	8	2	-	-	-	-	-	-
TIME.....	10	3.25	-	-	1	-	-	5	1	-	2	1	-	-	-	-	-	-	-	-	-	-	-	-	-	-	-	-	-
INCENTIVE.....	177	4.41	3	-	3	7	3	10	13	9	7	6	16	14	9	15	12	9	7	6	18	8	2	-	-	-	-	-	-
SEW DARTS, CLOTHS.....	74	4.31	2	1	-	1	3	3	8	10	4	3	4	3	10	5	3	1	2	3	-	-	-	-	1	2	-	-	-
TIME.....	11	3.46	-	-	-	1	-	-	1	7	2	-	-	-	-	-	-	-	-	-	-	-	-	-	-	-	-	-	-
INCENTIVE.....	63	4.46	2	1	-	-	3	3	7	3	2	3	3	4	3	10	5	3	1	2	3	-	-	-	1	2	-	-	-
SEW EDGE TAPE.....	76	4.70	-	1	-	-	-	4	2	6	2	3	4	7	6	6	8	7	3	5	7	3	1	-	1	-	-	-	-
TIME.....	8	4.05	-	-	-	-	-	-	1	1	-	2	2	-	1	-	1	-	-	-	-	-	-	-	-	-	-	-	-
INCENTIVE.....	68	4.78	-	1	-	-	-	4	1	5	2	1	2	7	6	5	8	6	3	5	7	3	1	-	1	-	-	-	-
MEN.....	14	4.81	-	-	-	-	-	-	-	1	-	-	1	1	2	3	1	3	-	-	-	1	1	-	-	-	-	-	-
INCENTIVE.....	12	4.79	-	-	-	-	-	-	-	1	-	-	1	2	2	1	2	4	-	-	-	1	1	-	-	-	-	-	-
WOMEN.....	62	4.68	-	1	-	-	-	4	2	5	2	3	3	4	3	7	4	3	5	6	2	1	-	-	1	-	-	-	-
TIME.....	6	3.77	-	-	-	-	-	-	1	1	-	2	2	-	2	-	2	-	-	-	-	-	-	-	-	-	-	-	-
INCENTIVE.....	56	4.77	-	1	-	-	-	4	1	4	2	1	1	6	4	3	7	4	3	5	6	2	-	-	1	-	-	-	-

See footnotes at end of table.

**Table 19. Occupational earnings: Philadelphia, Pa.-N.J.<sup>1</sup>-All shops—Continued**

(Number and average straight-time hourly earnings<sup>2</sup> of workers in selected occupations in men's and boys' suit and coat manufacturing establishments, April 1976)

Occupation and sex	Number of workers	Average hourly earnings <sup>2</sup>	Number of workers receiving straight-time hourly earnings (in dollars) of—																										
			2.30 and under 2.40	2.40-2.50	2.50-2.60	2.60-2.80	2.80-3.00	3.00-3.20	3.20-3.40	3.40-3.60	3.60-3.80	3.80-4.00	4.00-4.20	4.20-4.40	4.40-4.60	4.60-4.80	4.80-5.00	5.00-5.20	5.20-5.40	5.40-5.80	5.80-6.20	6.20-6.60	6.60-7.00	7.00-7.40	7.40-7.80	7.80-8.20	8.20-8.60	8.60-9.00	9.00 and over
<b>SELECTED PRODUCTION OCCUPATIONS--CONTINUED</b>																													
<b>COAT FABRICATION--CONTINUED</b>																													
<b>SEWING-MACHINE OPERATORS<sup>3</sup>--CONTINUED</b>																													
SEW IN SLEEVES <sup>4</sup> .....	104	\$5.27	-	-	1	-	1	3	3	8	-	6	3	3	6	6	5	5	9	12	8	11	2	5	1	2	1	2	1
MEN.....	36	5.45	-	-	1	-	-	1	1	2	-	-	1	-	1	1	3	2	2	5	6	6	-	3	1	-	-	-	-
WOMEN.....	68	5.18	-	-	-	-	1	2	2	6	-	6	2	3	5	5	2	3	7	7	2	5	2	2	-	2	1	2	1
SLEEVE MAKING, CLOTH <sup>5</sup> .....	106	4.47	1	-	3	4	-	3	5	8	2	8	12	13	5	7	6	5	4	9	2	4	1	1	1	3	-	-	-
MEN.....	9	4.88	-	-	-	-	-	1	-	-	-	1	3	-	-	-	-	-	-	2	-	1	-	1	-	-	-	-	-
WOMEN.....	97	4.43	1	-	3	4	-	2	5	8	2	7	9	13	5	7	6	5	4	7	2	3	1	-	3	-	-	-	-
TAPE ARMHOLES.....	66	4.24	-	-	2	1	2	3	5	6	7	4	1	7	7	4	1	4	5	1	4	2	2	1	-	-	-	-	-
INCENTIVE.....	62	4.28	-	-	2	1	2	-	5	6	7	4	1	7	7	4	1	4	4	1	4	2	-	-	-	-	-	-	-
MEN.....	8	4.63	-	-	-	-	-	-	-	1	2	-	-	1	-	-	-	-	3	-	1	1	-	-	-	-	-	-	-
WOMEN.....	58	4.19	-	-	2	1	2	3	5	5	5	4	1	6	7	4	1	4	2	1	3	2	-	-	-	-	-	-	-
INCENTIVE.....	54	4.23	-	-	2	1	2	-	5	5	5	4	1	6	7	4	1	4	1	1	3	2	-	-	-	-	-	-	-
SHAPERS.....	59	4.90	1	-	1	1	1	5	4	1	3	3	1	2	3	2	1	3	6	5	2	6	4	2	2	2	-	-	-
TIME.....	9	3.67	-	-	-	-	-	2	3	-	2	-	-	-	2	-	-	-	-	-	-	-	-	-	-	-	-	-	-
INCENTIVE.....	50	5.12	1	-	1	1	1	3	1	1	1	3	1	2	3	-	1	3	6	5	2	6	4	2	2	2	-	-	-
MEN.....	35	5.43	-	-	-	1	-	2	2	1	-	1	-	-	2	2	-	2	5	3	2	4	4	2	2	-	-	-	-
INCENTIVE.....	32	5.54	-	-	-	1	-	2	1	1	-	1	-	-	2	2	-	2	5	3	2	4	4	2	2	-	-	-	-
WOMEN.....	24	4.13	1	-	1	-	1	3	2	-	3	2	1	2	1	-	1	1	1	2	-	2	-	-	-	-	-	-	-
INCENTIVE.....	18	4.38	1	-	1	-	1	1	-	-	1	2	1	2	1	-	1	1	1	2	-	2	-	-	-	-	-	-	-
TAILORS, ALL AROUND.....	83	4.32	-	-	-	2	-	6	5	8	5	4	7	9	10	5	6	4	2	5	2	1	2	-	-	-	-	-	-
TIME.....	63	4.30	-	-	-	2	-	4	4	6	2	4	6	6	10	4	3	4	1	4	1	1	1	1	1	1	1	1	1
MEN.....	38	4.57	-	-	-	-	-	1	1	-	3	1	4	6	7	3	3	4	1	2	-	1	1	-	-	-	-	-	-
TIME.....	33	4.62	-	-	-	-	-	1	1	-	1	1	4	4	7	3	3	4	-	2	-	1	1	-	-	-	-	-	-
WOMEN.....	45	4.11	-	-	-	2	-	5	4	8	2	3	3	3	2	3	-	1	3	2	-	1	-	-	-	-	-	-	-
TIME.....	30	3.95	-	-	-	2	-	3	3	6	1	3	2	2	3	1	-	-	1	2	1	-	-	-	-	-	-	-	-
THREAD TRIMMERS AND BASTING																													
PULLERS <sup>6</sup> .....	256	3.81	5	4	2	30	10	18	27	23	27	25	12	9	9	10	16	10	4	6	4	3	-	2	-	-	-	-	-
TIME.....	36	3.25	-	-	-	13	2	4	5	4	5	-	-	-	-	-	3	-	-	-	-	-	-	-	-	-	-	-	-
INCENTIVE.....	220	3.91	5	4	2	17	8	14	22	19	22	25	12	9	9	10	13	10	4	6	4	3	-	2	-	-	-	-	-
UNDERPRESSERS.....	322	4.90	2	8	5	6	9	11	10	16	8	20	8	24	14	10	13	23	21	27	25	32	6	7	4	6	6	1	1
TIME.....	32	3.46	2	4	5	2	2	1	2	1	-	4	-	3	1	-	-	2	-	2	-	1	-	-	-	-	-	-	-
INCENTIVE.....	290	5.05	-	4	-	4	7	10	8	15	8	16	8	21	13	10	13	21	21	25	25	31	6	7	4	6	6	-	1
MEN.....	297	4.96	2	7	4	5	9	7	8	15	6	18	8	23	14	9	12	22	19	24	23	32	6	7	4	6	6	-	1
TIME.....	30	3.50	2	4	4	2	2	1	1	1	-	4	-	3	1	-	2	-	2	-	2	-	1	-	-	-	-	-	-
INCENTIVE.....	267	5.13	-	3	-	3	7	6	7	14	6	14	8	20	13	9	12	20	19	22	23	31	6	7	4	6	6	-	1
WOMEN.....	25	4.11	-	1	1	1	-	4	2	1	2	2	-	1	-	1	1	1	2	3	2	-	-	-	-	-	-	-	-
INCENTIVE.....	23	4.21	-	1	-	1	-	4	1	1	2	2	-	1	-	1	1	1	2	3	2	-	-	-	-	-	-	-	-
<b>TROUSER FABRICATION<sup>9</sup></b>																													
INSPECTORS, FINALS.....	19	3.63	-	-	-	-	1	-	7	2	3	1	3	1	1	-	-	-	-	-	-	-	-	-	-	-	-	-	-
TIME.....	8	3.65	-	-	-	-	-	-	3	1	2	-	1	-	1	-	-	-	-	-	-	-	-	-	-	-	-	-	-

See footnotes at end of table.

**Table 19. Occupational earnings: Philadelphia, Pa.-N.J.<sup>1</sup>-All shops—Continued**

(Number and average straight-time hourly earnings<sup>2</sup> of workers in selected occupations in men's and boys' suit and coat manufacturing establishments, April 1976)

Occupation and sex	Number of workers	Average hourly earnings <sup>2</sup>	Number of workers receiving straight-time hourly earnings (in dollars) of—																										
			2.30 and under 2.40	2.40-2.50	2.50-2.60	2.60-2.80	2.80-3.00	3.00-3.20	3.20-3.40	3.40-3.60	3.60-3.80	3.80-4.00	4.00-4.20	4.20-4.40	4.40-4.60	4.60-4.80	4.80-5.00	5.00-5.20	5.20-5.40	5.40-5.80	5.80-6.20	6.20-6.60	6.60-7.00	7.00-7.40	7.40-7.80	7.80-8.20	8.20-8.60	8.60-9.00	9.00 and over
<b>SELECTED PRODUCTION OCCUPATIONS--CONTINUED</b>																													
<b>TROUSER FABRICATION--CONTINUED</b>																													
PRESSERS, FINISH <sup>4</sup>	38	\$4.68	-	-	-	-	-	1	2	4	-	1	7	1	3	1	5	3	3	4	-	1	-	1	1	-	-	-	-
TIME	7	4.21	-	-	-	-	-	2	-	-	-	-	3	-	1	-	-	-	-	-	-	1	-	-	-	-	-	-	
INCENTIVE	31	4.78	-	-	-	-	1	-	4	-	-	1	4	1	2	1	5	3	4	-	-	-	-	1	-	1	1	-	
SEWING-MACHINE OPERATORS <sup>5</sup>	376	3.95	3	6	7	16	21	38	41	25	34	29	25	17	18	21	16	17	12	17	3	4	4	2	-	-	-	-	
TIME	40	4.19	-	1	2	4	2	5	2	2	2	1	1	-	-	2	5	6	4	-	3	-	4	-	-	-	-	-	
INCENTIVE	336	3.92	3	6	6	14	17	36	36	23	32	28	24	17	18	19	11	11	8	17	-	4	4	2	-	-	-	-	
MEN	35	5.00	-	-	-	-	-	2	1	-	2	-	-	1	-	5	6	5	1	3	1	1	1	1	-	-	-	-	
INCENTIVE	16	4.87	-	-	-	-	-	-	-	-	2	-	-	1	-	4	2	-	1	1	-	1	1	1	-	-	-	-	
WOMEN	341	3.84	3	6	7	16	21	36	40	25	32	29	25	16	18	16	10	11	7	16	-	3	3	1	-	-	-	-	
TIME	21	3.34	-	-	1	2	4	2	4	2	2	1	1	-	-	1	1	-	-	-	-	-	-	-	-	-	-	-	
INCENTIVE	320	3.87	3	6	6	14	17	34	36	23	30	28	24	16	18	15	9	11	7	16	-	3	3	1	-	-	-	-	
ATTACH FLY <sup>6</sup>	23	3.92	-	-	-	-	1	4	2	3	3	-	2	4	-	2	-	1	-	-	-	-	-	-	1	-	-	-	
ATTACH WAISTBAND <sup>6</sup>	29	4.08	-	-	-	1	2	2	2	3	1	4	4	1	2	2	2	-	2	-	-	1	-	-	-	-	-	-	
INCENTIVE	27	4.07	-	-	-	1	2	2	2	3	-	4	4	1	2	1	2	-	2	-	-	1	-	-	-	-	-	-	
ATTACH ZIPPERS <sup>6</sup>	9	4.19	-	-	-	-	1	1	2	-	-	-	-	2	1	-	-	1	-	-	-	1	-	-	-	-	-	-	
INCENTIVE	8	4.36	-	-	-	-	-	1	2	-	-	-	-	-	1	-	-	-	-	-	1	-	-	-	-	-	-	-	
BARTACKING	30	3.59	1	1	1	3	3	3	4	4	-	2	1	-	2	1	1	1	2	-	-	-	-	-	-	-	-	-	
JOIN SEAMS	35	4.24	-	-	1	-	-	7	1	3	2	3	1	2	1	3	1	3	1	5	-	1	-	-	-	-	-	-	
PIECING FLYS	11	3.75	-	-	-	2	1	-	2	-	-	1	1	1	1	1	-	1	-	1	-	-	-	-	-	-	-	-	
WOMEN	10	3.63	-	-	-	2	1	-	2	-	-	1	1	1	1	1	-	-	1	-	-	-	-	-	-	-	-	-	
PIECING POCKETS	20	3.62	1	2	-	1	3	2	1	1	2	-	2	-	1	1	-	2	-	1	-	-	-	-	-	-	-	-	
WOMEN	19	3.57	1	2	-	1	3	2	1	1	2	-	2	-	1	-	2	-	1	-	-	-	-	-	-	-	-	-	
SERGING <sup>7</sup>	19	3.60	-	-	1	-	-	5	3	1	1	3	3	-	-	2	-	-	-	-	-	-	-	-	-	-	-	-	
INCENTIVE	18	3.63	-	-	1	-	-	4	3	1	1	3	3	-	-	2	-	-	-	-	-	-	-	-	-	-	-	-	
SEW ON WAISTBAND LINING <sup>8</sup>	12	4.16	-	-	1	-	-	3	-	-	-	1	1	1	2	-	-	1	-	-	-	1	1	-	-	-	-	-	
INCENTIVE	10	4.34	-	-	-	-	-	3	-	-	-	1	1	-	2	-	-	-	-	-	-	1	1	-	-	-	-	-	
STITCH POCKETS	27	3.93	1	1	-	-	-	-	3	3	6	3	3	1	1	-	-	3	2	-	-	-	-	-	-	-	-	-	
WOMEN	25	3.94	1	1	-	-	-	-	3	3	4	3	3	1	1	-	-	3	2	-	-	-	-	-	-	-	-	-	
THREAD TRIMMERS AND BASTING																													
PULLERS <sup>9</sup>	35	3.64	-	1	1	4	3	7	1	1	2	4	3	3	-	-	2	2	1	-	-	-	-	-	-	-	-	-	
INCENTIVE	30	3.75	-	1	-	2	3	7	-	1	1	4	3	3	-	-	2	2	1	-	-	-	-	-	-	-	-	-	
UNDERPRESSERS <sup>9</sup>	39	4.52	-	-	-	-	1	-	2	2	2	5	2	6	2	3	5	3	3	-	-	1	-	-	-	-	-	-	
<b>MISCELLANEOUS<sup>10</sup></b>																													
ADJUSTERS (REPAIRERS)	36	6.15	-	-	-	-	-	-	-	-	-	1	-	2	2	3	1	4	1	-	-	8	5	2	3	3	-	-	
JANITORS	72	3.50	-	-	2	4	2	10	12	13	12	8	4	3	1	-	-	-	1	-	-	-	-	-	-	-	-	-	
MEN	63	3.48	-	-	2	3	2	10	11	13	7	8	2	3	1	-	-	-	1	-	-	-	-	-	-	-	-	-	
WOMEN	9	3.62	-	-	-	1	-	-	1	-	5	-	2	-	-	-	-	-	-	-	-	-	-	-	-	-	-	-	
PACKERS	36	4.22	3	-	3	-	-	-	-	1	-	3	6	7	5	7	-	-	-	-	-	-	-	1	-	-	-	-	
STOCK CLERKS, GARMENTS	48	4.38	1	3	-	-	-	2	2	1	1	-	2	7	16	3	1	1	3	2	2	-	1	-	-	-	-	-	
TIME	44	4.24	1	3	-	-	-	2	2	1	1	-	2	7	16	3	1	1	2	-	2	-	-	-	-	-	-	-	
STOCK CLERKS, PIECE GOODS	63	3.84	-	-	-	6	-	10	5	-	10	5	9	4	1	5	7	-	1	-	-	-	-	-	-	-	-	-	
WORK DISTRIBUTORS	97	3.51	1	-	10	4	7	8	13	6	19	13	5	6	1	2	-	-	-	-	-	-	-	-	-	-	-	-	

59

<sup>1</sup> The Philadelphia Standard Metropolitan Statistical Area consists of Bucks, Chester, Delaware, Montgomery, and Philadelphia Counties, Pa.; and Burlington, Camden, and Gloucester Counties, N.J.

<sup>2</sup> Excludes premium pay for overtime and for work on weekends, holidays, and late shifts. These surveys, based on a representative sample of establishments, are designed to measure the level of occupational earnings at a particular time. Thus, comparisons made with previous studies may not reflect expected wage movements because of change in the sample composition, and shifts in employment among establishments with different pay levels. Such shifts, for example, could decrease an occupational average, even though most establishments increased wages between periods being compared. Approximately 67 percent of the production workers covered by the survey are incentive-rated.

<sup>3</sup> All or virtually all workers are time-rated.

<sup>4</sup> All or virtually all workers are men.

<sup>5</sup> All or virtually all workers are incentive-rated.

<sup>6</sup> All or virtually all workers are women.

<sup>7</sup> Workers were distributed as follows: 2 at \$9.40 to \$9.80; 4 at \$10.20 to \$10.60; 4 at \$11 to \$11.40; and 2 at \$11.40 and over.

<sup>8</sup> Includes data for workers in classification(s) in addition to those shown separately.

<sup>9</sup> Where separate information is not shown by method of wage payment, all or virtually all workers are incentive-rated.

<sup>10</sup> Where separate information is not shown by sex and method of wage payment, all or virtually all workers are men and time-rated.

**Table 20. Occupational earnings: Philadelphia, Pa.-N.J.— Regular and cutting shops**

(Number and average straight-time hourly earnings<sup>2</sup> of workers in selected occupations in men's and boys' suit and coat manufacturing establishments, April 1976)

Occupation and sex	Number of workers	Average hourly earnings <sup>2</sup>	Number of workers receiving straight-time hourly earnings (in dollars) of—																										
			2.30 and under 2.40	2.40-2.50	2.50-2.60	2.60-2.80	2.80-3.00	3.00-3.20	3.20-3.40	3.40-3.60	3.60-3.80	3.80-4.00	4.00-4.20	4.20-4.40	4.40-4.60	4.60-4.80	4.80-5.00	5.00-5.20	5.20-5.40	5.40-5.80	5.80-6.20	6.20-6.60	6.60-7.00	7.00-7.40	7.40-7.80	7.80-8.20	8.20-8.60	8.60-9.00	9.00 and over
<b>ALL PRODUCTION WORKERS.....</b>	<b>4,634</b>	<b>\$4.43</b>	<b>34</b>	<b>39</b>	<b>99</b>	<b>197</b>	<b>155</b>	<b>264</b>	<b>291</b>	<b>272</b>	<b>263</b>	<b>333</b>	<b>339</b>	<b>276</b>	<b>244</b>	<b>230</b>	<b>208</b>	<b>196</b>	<b>166</b>	<b>226</b>	<b>191</b>	<b>433</b>	<b>73</b>	<b>42</b>	<b>28</b>	<b>12</b>	<b>8</b>	<b>9</b>	<b>6</b>
<b>MEN.....</b>	<b>1,646</b>	<b>5.13</b>	<b>6</b>	<b>5</b>	<b>13</b>	<b>33</b>	<b>19</b>	<b>53</b>	<b>60</b>	<b>48</b>	<b>51</b>	<b>67</b>	<b>96</b>	<b>67</b>	<b>81</b>	<b>70</b>	<b>68</b>	<b>82</b>	<b>65</b>	<b>109</b>	<b>107</b>	<b>372</b>	<b>48</b>	<b>38</b>	<b>25</b>	<b>11</b>	<b>5</b>	<b>9</b>	<b>6</b>
<b>WOMEN.....</b>	<b>2,988</b>	<b>4.04</b>	<b>28</b>	<b>34</b>	<b>86</b>	<b>164</b>	<b>136</b>	<b>211</b>	<b>231</b>	<b>224</b>	<b>212</b>	<b>266</b>	<b>243</b>	<b>177</b>	<b>163</b>	<b>160</b>	<b>140</b>	<b>114</b>	<b>101</b>	<b>117</b>	<b>84</b>	<b>61</b>	<b>25</b>	<b>4</b>	<b>3</b>	<b>1</b>	<b>3</b>	<b>-</b>	<b>-</b>
<b>SELECTED PRODUCTION OCCUPATIONS</b>																													
<b>  CUTTING<sup>3</sup></b>																													
<b>CUTTERS, CLOTH<sup>4</sup>.....</b>	<b>170</b>	<b>6.33</b>	<b>-</b>	<b>-</b>	<b>-</b>	<b>-</b>	<b>-</b>	<b>-</b>	<b>-</b>	<b>-</b>	<b>-</b>	<b>-</b>	<b>-</b>	<b>-</b>	<b>-</b>	<b>-</b>	<b>-</b>	<b>1</b>	<b>-</b>	<b>4</b>	<b>-</b>	<b>160</b>	<b>-</b>	<b>1</b>	<b>-</b>	<b>3</b>	<b>-</b>	<b>1</b>	<b>-</b>
<b>CUTTERS, LINING.....</b>	<b>60</b>	<b>6.04</b>	<b>-</b>	<b>-</b>	<b>-</b>	<b>-</b>	<b>-</b>	<b>1</b>	<b>2</b>	<b>1</b>	<b>-</b>	<b>-</b>	<b>2</b>	<b>-</b>	<b>-</b>	<b>-</b>	<b>-</b>	<b>1</b>	<b>1</b>	<b>-</b>	<b>-</b>	<b>51</b>	<b>-</b>	<b>-</b>	<b>-</b>	<b>-</b>	<b>-</b>	<b>-</b>	<b>-</b>
<b>MEN.....</b>	<b>48</b>	<b>6.31</b>	<b>-</b>	<b>-</b>	<b>-</b>	<b>-</b>	<b>-</b>	<b>-</b>	<b>-</b>	<b>-</b>	<b>-</b>	<b>-</b>	<b>-</b>	<b>-</b>	<b>-</b>	<b>-</b>	<b>-</b>	<b>-</b>	<b>-</b>	<b>-</b>	<b>-</b>	<b>45</b>	<b>-</b>	<b>-</b>	<b>-</b>	<b>-</b>	<b>-</b>	<b>-</b>	<b>-</b>
<b>CUTTERS AND MARKERS, CLOTH.....</b>	<b>84</b>	<b>6.38</b>	<b>-</b>	<b>-</b>	<b>-</b>	<b>-</b>	<b>-</b>	<b>-</b>	<b>-</b>	<b>-</b>	<b>-</b>	<b>-</b>	<b>-</b>	<b>-</b>	<b>-</b>	<b>-</b>	<b>-</b>	<b>-</b>	<b>-</b>	<b>-</b>	<b>-</b>	<b>70</b>	<b>-</b>	<b>3</b>	<b>-</b>	<b>-</b>	<b>-</b>	<b>-</b>	<b>-</b>
<b>MEN.....</b>	<b>76</b>	<b>6.39</b>	<b>-</b>	<b>-</b>	<b>-</b>	<b>-</b>	<b>-</b>	<b>-</b>	<b>-</b>	<b>-</b>	<b>-</b>	<b>-</b>	<b>-</b>	<b>-</b>	<b>-</b>	<b>-</b>	<b>-</b>	<b>-</b>	<b>-</b>	<b>-</b>	<b>-</b>	<b>62</b>	<b>-</b>	<b>3</b>	<b>-</b>	<b>-</b>	<b>-</b>	<b>-</b>	<b>-</b>
<b>MARKERS.....</b>	<b>18</b>	<b>5.74</b>	<b>-</b>	<b>-</b>	<b>-</b>	<b>-</b>	<b>-</b>	<b>-</b>	<b>-</b>	<b>-</b>	<b>-</b>	<b>-</b>	<b>5</b>	<b>-</b>	<b>-</b>	<b>-</b>	<b>-</b>	<b>-</b>	<b>-</b>	<b>-</b>	<b>3</b>	<b>8</b>	<b>-</b>	<b>2</b>	<b>-</b>	<b>-</b>	<b>-</b>	<b>-</b>	<b>-</b>
<b>SPREADERS.....</b>	<b>22</b>	<b>5.91</b>	<b>-</b>	<b>-</b>	<b>-</b>	<b>-</b>	<b>-</b>	<b>-</b>	<b>-</b>	<b>-</b>	<b>-</b>	<b>-</b>	<b>6</b>	<b>-</b>	<b>-</b>	<b>-</b>	<b>-</b>	<b>-</b>	<b>-</b>	<b>-</b>	<b>3</b>	<b>14</b>	<b>-</b>	<b>-</b>	<b>-</b>	<b>-</b>	<b>-</b>	<b>-</b>	<b>-</b>
<b>  COAT FABRICATION</b>																													
<b>BASTERS, BAND<sup>5</sup>.....</b>	<b>86</b>	<b>3.96</b>	<b>1</b>	<b>4</b>	<b>1</b>	<b>1</b>	<b>11</b>	<b>10</b>	<b>9</b>	<b>10</b>	<b>3</b>	<b>4</b>	<b>4</b>	<b>4</b>	<b>3</b>	<b>2</b>	<b>2</b>	<b>2</b>	<b>1</b>	<b>4</b>	<b>5</b>	<b>2</b>	<b>1</b>	<b>1</b>	<b>-</b>	<b>-</b>	<b>-</b>	<b>-</b>	<b>-</b>
<b>WOMEN.....</b>	<b>74</b>	<b>3.61</b>	<b>1</b>	<b>4</b>	<b>1</b>	<b>1</b>	<b>11</b>	<b>10</b>	<b>9</b>	<b>10</b>	<b>3</b>	<b>4</b>	<b>4</b>	<b>4</b>	<b>1</b>	<b>2</b>	<b>2</b>	<b>2</b>	<b>2</b>	<b>3</b>	<b>3</b>	<b>-</b>	<b>-</b>	<b>-</b>	<b>-</b>	<b>-</b>	<b>-</b>	<b>-</b>	<b>-</b>
<b>BUTTON SEWERS, HAND<sup>5</sup>.....</b>	<b>11</b>	<b>4.10</b>	<b>-</b>	<b>-</b>	<b>-</b>	<b>-</b>	<b>-</b>	<b>-</b>	<b>1</b>	<b>-</b>	<b>2</b>	<b>1</b>	<b>3</b>	<b>3</b>	<b>-</b>	<b>-</b>	<b>-</b>	<b>-</b>	<b>-</b>	<b>1</b>	<b>-</b>	<b>-</b>	<b>-</b>	<b>-</b>	<b>-</b>	<b>-</b>	<b>-</b>	<b>-</b>	<b>-</b>
<b>INCENTIVE.....</b>	<b>10</b>	<b>4.15</b>	<b>-</b>	<b>-</b>	<b>-</b>	<b>-</b>	<b>-</b>	<b>-</b>	<b>1</b>	<b>-</b>	<b>1</b>	<b>1</b>	<b>3</b>	<b>3</b>	<b>-</b>	<b>-</b>	<b>-</b>	<b>-</b>	<b>-</b>	<b>1</b>	<b>-</b>	<b>-</b>	<b>-</b>	<b>-</b>	<b>-</b>	<b>-</b>	<b>-</b>	<b>-</b>	<b>-</b>
<b>COLLAR SETTERS, HAND<sup>5</sup>.....</b>	<b>27</b>	<b>4.74</b>	<b>-</b>	<b>1</b>	<b>-</b>	<b>-</b>	<b>-</b>	<b>-</b>	<b>-</b>	<b>4</b>	<b>1</b>	<b>5</b>	<b>1</b>	<b>-</b>	<b>2</b>	<b>-</b>	<b>-</b>	<b>3</b>	<b>1</b>	<b>3</b>	<b>4</b>	<b>1</b>	<b>-</b>	<b>-</b>	<b>1</b>	<b>-</b>	<b>-</b>	<b>-</b>	<b>-</b>
<b>WOMEN.....</b>	<b>17</b>	<b>4.26</b>	<b>-</b>	<b>1</b>	<b>-</b>	<b>-</b>	<b>-</b>	<b>-</b>	<b>-</b>	<b>3</b>	<b>1</b>	<b>4</b>	<b>1</b>	<b>-</b>	<b>2</b>	<b>-</b>	<b>-</b>	<b>2</b>	<b>1</b>	<b>1</b>	<b>1</b>	<b>-</b>	<b>-</b>	<b>-</b>	<b>-</b>	<b>-</b>	<b>-</b>	<b>-</b>	<b>-</b>
<b>FINISHERS, HAND.....</b>	<b>90</b>	<b>3.92</b>	<b>3</b>	<b>1</b>	<b>-</b>	<b>3</b>	<b>3</b>	<b>6</b>	<b>12</b>	<b>7</b>	<b>10</b>	<b>5</b>	<b>1</b>	<b>10</b>	<b>7</b>	<b>5</b>	<b>2</b>	<b>-</b>	<b>1</b>	<b>3</b>	<b>-</b>	<b>1</b>	<b>3</b>	<b>-</b>	<b>1</b>	<b>-</b>	<b>-</b>	<b>-</b>	<b>-</b>
<b>INCENTIVE.....</b>	<b>82</b>	<b>3.93</b>	<b>3</b>	<b>1</b>	<b>-</b>	<b>3</b>	<b>3</b>	<b>6</b>	<b>10</b>	<b>7</b>	<b>7</b>	<b>10</b>	<b>5</b>	<b>1</b>	<b>7</b>	<b>7</b>	<b>5</b>	<b>2</b>	<b>-</b>	<b>1</b>	<b>3</b>	<b>-</b>	<b>1</b>	<b>3</b>	<b>-</b>	<b>1</b>	<b>-</b>	<b>-</b>	<b>-</b>
<b>FITTERS.....</b>	<b>61</b>	<b>4.58</b>	<b>-</b>	<b>-</b>	<b>1</b>	<b>2</b>	<b>2</b>	<b>6</b>	<b>6</b>	<b>4</b>	<b>3</b>	<b>6</b>	<b>3</b>	<b>4</b>	<b>1</b>	<b>2</b>	<b>3</b>	<b>1</b>	<b>2</b>	<b>4</b>	<b>2</b>	<b>-</b>	<b>-</b>	<b>1</b>	<b>4</b>	<b>-</b>	<b>3</b>	<b>1</b>	<b>-</b>
<b>TIME.....</b>	<b>23</b>	<b>3.55</b>	<b>-</b>	<b>-</b>	<b>2</b>	<b>-</b>	<b>3</b>	<b>4</b>	<b>2</b>	<b>3</b>	<b>4</b>	<b>2</b>	<b>1</b>	<b>-</b>	<b>-</b>	<b>-</b>	<b>-</b>	<b>-</b>	<b>-</b>	<b>-</b>	<b>-</b>	<b>-</b>	<b>-</b>	<b>-</b>	<b>-</b>	<b>-</b>	<b>-</b>	<b>-</b>	<b>-</b>
<b>INCENTIVE.....</b>	<b>38</b>	<b>5.20</b>	<b>-</b>	<b>-</b>	<b>1</b>	<b>-</b>	<b>2</b>	<b>3</b>	<b>2</b>	<b>2</b>	<b>-</b>	<b>1</b>	<b>3</b>	<b>1</b>	<b>2</b>	<b>3</b>	<b>1</b>	<b>2</b>	<b>4</b>	<b>2</b>	<b>-</b>	<b>4</b>	<b>2</b>	<b>-</b>	<b>1</b>	<b>4</b>	<b>-</b>	<b>3</b>	<b>1</b>
<b>MEN.....</b>	<b>22</b>	<b>5.97</b>	<b>-</b>	<b>-</b>	<b>-</b>	<b>-</b>	<b>-</b>	<b>1</b>	<b>-</b>	<b>1</b>	<b>-</b>	<b>2</b>	<b>2</b>	<b>1</b>	<b>-</b>	<b>-</b>	<b>-</b>	<b>1</b>	<b>3</b>	<b>2</b>	<b>-</b>	<b>3</b>	<b>2</b>	<b>-</b>	<b>1</b>	<b>4</b>	<b>-</b>	<b>3</b>	<b>1</b>
<b>INCENTIVE.....</b>	<b>15</b>	<b>6.97</b>	<b>-</b>	<b>-</b>	<b>-</b>	<b>-</b>	<b>-</b>	<b>-</b>	<b>-</b>	<b>-</b>	<b>-</b>	<b>-</b>	<b>-</b>	<b>-</b>	<b>-</b>	<b>-</b>	<b>-</b>	<b>1</b>	<b>3</b>	<b>2</b>	<b>-</b>	<b>3</b>	<b>2</b>	<b>-</b>	<b>1</b>	<b>4</b>	<b>-</b>	<b>3</b>	<b>1</b>
<b>WOMEN.....</b>	<b>39</b>	<b>3.80</b>	<b>-</b>	<b>-</b>	<b>1</b>	<b>2</b>	<b>2</b>	<b>5</b>	<b>6</b>	<b>3</b>	<b>3</b>	<b>4</b>	<b>1</b>	<b>3</b>	<b>1</b>	<b>2</b>	<b>3</b>	<b>-</b>	<b>2</b>	<b>1</b>	<b>-</b>	<b>-</b>	<b>-</b>	<b>-</b>	<b>-</b>	<b>-</b>	<b>-</b>	<b>-</b>	<b>-</b>
<b>TIME.....</b>	<b>16</b>	<b>3.42</b>	<b>-</b>	<b>-</b>	<b>2</b>	<b>-</b>	<b>4</b>	<b>1</b>	<b>3</b>	<b>4</b>	<b>-</b>	<b>-</b>	<b>-</b>	<b>-</b>	<b>-</b>	<b>-</b>	<b>-</b>	<b>-</b>	<b>-</b>	<b>-</b>	<b>-</b>	<b>-</b>	<b>-</b>	<b>-</b>	<b>-</b>	<b>-</b>	<b>-</b>	<b>-</b>	<b>-</b>
<b>INCENTIVE.....</b>	<b>23</b>	<b>4.05</b>	<b>-</b>	<b>-</b>	<b>1</b>	<b>-</b>	<b>2</b>	<b>3</b>	<b>2</b>	<b>2</b>	<b>-</b>	<b>1</b>	<b>3</b>	<b>1</b>	<b>2</b>	<b>3</b>	<b>-</b>	<b>2</b>	<b>1</b>	<b>-</b>	<b>-</b>	<b>-</b>	<b>-</b>	<b>-</b>	<b>-</b>	<b>-</b>	<b>-</b>	<b>-</b>	<b>-</b>
<b>INSPECTORS, FINAL<sup>5</sup>.....</b>	<b>126</b>	<b>3.83</b>	<b>-</b>	<b>-</b>	<b>1</b>	<b>-</b>	<b>6</b>	<b>14</b>	<b>17</b>	<b>23</b>	<b>19</b>	<b>25</b>	<b>4</b>	<b>6</b>	<b>8</b>	<b>-</b>	<b>1</b>	<b>-</b>	<b>1</b>	<b>-</b>	<b>-</b>	<b>-</b>	<b>-</b>	<b>-</b>	<b>-</b>	<b>-</b>	<b>-</b>	<b>-</b>	<b>-</b>
<b>MEN.....</b>	<b>23</b>	<b>4.31</b>	<b>-</b>	<b>-</b>	<b>-</b>	<b>-</b>	<b>-</b>	<b>-</b>	<b>1</b>	<b>4</b>	<b>2</b>	<b>3</b>	<b>3</b>	<b>2</b>	<b>6</b>	<b>-</b>	<b>1</b>	<b>-</b>	<b>1</b>	<b>-</b>	<b>-</b>	<b>-</b>	<b>-</b>	<b>-</b>	<b>-</b>	<b>-</b>	<b>-</b>	<b>-</b>	<b>-</b>
<b>WOMEN.....</b>	<b>103</b>	<b>3.73</b>	<b>-</b>	<b>-</b>	<b>1</b>	<b>-</b>	<b>6</b>	<b>14</b>	<b>16</b>	<b>19</b>	<b>17</b>	<b>22</b>	<b>1</b>	<b>4</b>	<b>2</b>	<b>-</b>	<b>1</b>	<b>-</b>	<b>-</b>	<b>-</b>	<b>-</b>	<b>-</b>	<b>-</b>	<b>-</b>	<b>-</b>	<b>-</b>	<b>-</b>	<b>-</b>	<b>-</b>
<b>PAIRERS AND TURNERS<sup>5</sup>.....</b>	<b>97</b>	<b>3.80</b>	<b>1</b>	<b>-</b>	<b>3</b>	<b>11</b>	<b>5</b>	<b>8</b>	<b>11</b>	<b>7</b>	<b>8</b>	<b>7</b>	<b>7</b>	<b>2</b>	<b>9</b>	<b>3</b>	<b>4</b>	<b>3</b>	<b>5</b>	<b>1</b>	<b>1</b>	<b>1</b>	<b>-</b>	<b>-</b>	<b>-</b>	<b>-</b>	<b>-</b>	<b>-</b>	<b>-</b>
<b>TIME.....</b>	<b>20</b>	<b>3.31</b>	<b>-</b>	<b>-</b>	<b>7</b>	<b>-</b>	<b>4</b>	<b>2</b>	<b>-</b>	<b>2</b>	<b>3</b>	<b>1</b>	<b>-</b>	<b>-</b>	<b>1</b>	<b>-</b>	<b>-</b>	<b>4</b>	<b>3</b>	<b>5</b>	<b>1</b>	<b>-</b>	<b>-</b>	<b>-</b>	<b>-</b>	<b>-</b>	<b>-</b>	<b>-</b>	<b>-</b>
<b>INCENTIVE.....</b>	<b>77</b>	<b>3.92</b>	<b>1</b>	<b>-</b>	<b>3</b>	<b>4</b>	<b>5</b>	<b>4</b>	<b>9</b>	<b>7</b>	<b>6</b>	<b>4</b>	<b>6</b>	<b>2</b>	<b>9</b>	<b>2</b>	<b>4</b>	<b>3</b>	<b>5</b>	<b>1</b>	<b>1</b>	<b>1</b>	<b>1</b>	<b>-</b>	<b>-</b>	<b>-</b>	<b>-</b>	<b>-</b>	<b>-</b>
<b>PRESSERS, FINISH, HAND.....</b>	<b>62</b>	<b>5.70</b>	<b>1</b>	<b>-</b>	<b>-</b>	<b>-</b>	<b>-</b>	<b>3</b>	<b>-</b>	<b>1</b>	<b>1</b>	<b>1</b>	<b>3</b>	<b>1</b>	<b>2</b>	<b>2</b>	<b>3</b>	<b>6</b>	<b>1</b>	<b>3</b>	<b>13</b>	<b>4</b>	<b>4</b>	<b>8</b>	<b>8</b>	<b>3</b>	<b>1</b>	<b>-</b>	<b>1</b>
<b>INCENTIVE.....</b>	<b>54</b>	<b>5.82</b>	<b>1</b>	<b>-</b>	<b>-</b>	<b>-</b>	<b>-</b>	<b>-</b>	<b>-</b>	<b>1</b>	<b>1</b>	<b>1</b>	<b>3</b>	<b>1</b>	<b>2</b>	<b>2</b>	<b>3</b>	<b>6</b>	<b>1</b>	<b>3</b>	<b>8</b>	<b>4</b>	<b>4</b>	<b>8</b>	<b>8</b>	<b>3</b>	<b>1</b>	<b>-</b>	<b>1</b>
<b>MEN.....</b>	<b>50</b>	<b>6.06</b>	<b>-</b>	<b>-</b>	<b>-</b>	<b>-</b>	<b>-</b>	<b>-</b>	<b>-</b>	<b>1</b>	<b>-</b>	<b>1</b>	<b>3</b>	<b>1</b>	<b>2</b>	<b>-</b>	<b>1</b>	<b>5</b>	<b>-</b>	<b>2</b>	<b>8</b>	<b>4</b>	<b>4</b>	<b>8</b>	<b>8</b>	<b>3</b>	<b>1</b>	<b>-</b>	<b>1</b>
<b>INCENTIVE.....</b>	<b>45</b>	<b>6.07</b>	<b>-</b>	<b>-</b>	<b>-</b>	<b>-</b>	<b>-</b>	<b>-</b>	<b>-</b>	<b>1</b>	<b>-</b>	<b>1</b>	<b>3</b>	<b>1</b>	<b>2</b>	<b>-</b>	<b>1</b>	<b>5</b>	<b>-</b>	<b>2</b>	<b>8</b>	<b>4</b>	<b>4</b>	<b>8</b>	<b>8</b>	<b>3</b>	<b>1</b>	<b>-</b>	<b>1</b>
<b>PRESSERS, FINISH, MACHINE<sup>5</sup>.....</b>	<b>196</b>	<b>5.73</b>	<b>2</b>	<b>-</b>	<b>1</b>	<b>1</b>	<b>-</b>	<b>2</b>	<b>-</b>	<b>5</b>	<b>7</b>	<b>6</b>	<b>7</b>	<b>4</b>	<b>10</b>	<b>9</b>	<b>8</b>	<b>11</b>	<b>8</b>	<b>17</b>	<b>22</b>	<b>30</b>	<b>16</b>	<b>9</b>	<b>7</b>	<b>3</b>	<b>2</b>	<b>4</b>	<b>5</b>
<b>TIME.....</b>	<b>11</b>	<b>4.49</b>	<b>-</b>																										

**Table 20. Occupational earnings: Philadelphia, Pa.-N.J.— Regular and cutting shops—Continued**

(Number and average straight-time hourly earnings<sup>2</sup> of workers in selected occupations in men's and boys' suit and coat manufacturing establishments, April 1976)

Occupation and sex	Number of workers	Average hourly earnings <sup>2</sup>	Number of workers receiving straight-time hourly earnings (in dollars) of—																												
			2.30 and under 2.40	2.40-2.50	2.50-2.60	2.60-2.80	2.80-3.00	3.00-3.20	3.20-3.40	3.40-3.60	3.60-3.80	3.80-4.00	4.00-4.20	4.20-4.40	4.40-4.60	4.60-4.80	4.80-5.00	5.00-5.20	5.20-5.40	5.40-5.80	5.80-6.20	6.20-6.60	6.60-7.00	7.00-7.40	7.40-7.80	7.80-8.20	8.20-8.60	8.60-9.00	9.00 and over		
<b>SELECTED PRODUCTION OCCUPATIONS--CONTINUED</b>																															
<b>COAT FABRICATION--CONTINUED</b>																															
SEWING-MACHINE OPERATORS <sup>2B</sup>	1,442	\$4.39	7	8	20	39	71	92	88	88	67	87	85	93	86	100	96	71	84	99	84	37	20	6	8	3	3	-	-	-	
TIME	181	3.89	1	1	1	4	12	16	19	17	13	20	16	10	12	15	14	3	4	2	-	1	-	-	-	-	-	-	-	-	
INCENTIVE	1,261	4.46	6	7	19	35	59	76	69	71	54	67	69	83	74	85	82	68	80	97	84	36	20	6	8	3	3	-	-	-	
MEN	197	5.12	-	-	1	1	6	5	7	2	3	3	11	6	10	12	15	14	19	31	27	10	4	3	5	2	-	-	-	-	
TIME	30	4.77	-	-	-	-	1	1	-	-	-	-	4	-	3	3	9	2	4	2	-	1	-	-	-	-	-	-	-	-	
INCENTIVE	167	5.18	-	-	1	1	6	4	6	2	3	3	7	6	7	9	6	12	15	29	27	9	4	3	5	2	-	-	-	-	
WOMEN	1,245	4.27	7	8	19	38	65	87	81	86	64	84	74	87	76	88	81	57	65	68	57	27	16	3	3	1	3	-	-	-	
TIME	151	3.72	1	1	1	4	12	15	18	17	13	20	12	10	9	12	5	1	-	-	-	-	-	-	-	-	-	-	-	-	-
INCENTIVE	1,094	4.35	6	7	18	34	53	72	63	69	51	64	62	77	67	76	76	56	65	68	57	27	16	3	3	1	3	-	-	-	
BASTERS	214	4.61	1	-	-	1	2	18	5	14	12	8	13	13	11	17	23	11	21	20	12	7	5	-	-	-	-	-	-	-	-
MEN	34	4.95	-	-	-	2	2	2	1	1	-	2	2	2	3	2	2	4	9	4	1	1	-	-	-	-	-	-	-	-	-
WOMEN	180	4.55	1	-	-	1	18	3	14	11	8	11	11	11	11	14	21	9	17	11	8	6	5	-	-	-	-	-	-	-	-
BUTTON SEWING	39	4.04	1	1	-	2	2	7	3	1	2	4	1	2	-	2	1	2	1	3	3	1	-	-	-	-	-	-	-	-	-
TIME	6	3.56	-	-	-	-	1	1	1	-	1	-	-	-	-	-	-	-	-	-	-	-	-	-	-	-	-	-	-	-	-
INCENTIVE	33	4.13	1	1	-	2	1	6	2	1	1	4	1	-	2	1	2	1	3	3	1	-	-	-	-	-	-	-	-	-	-
BUTTONHOLE MAKING	37	4.18	-	-	1	1	3	1	6	6	1	3	-	-	4	1	1	3	1	-	2	-	2	-	1	-	-	-	-	-	-
INCENTIVE	34	4.21	-	-	1	1	3	1	6	4	1	3	-	-	3	1	1	3	1	-	2	-	2	-	1	-	-	-	-	-	-
MEN	7	3.94	-	-	-	1	1	1	-	1	-	-	-	-	2	1	-	1	-	-	-	-	-	-	-	-	-	-	-	-	-
WOMEN	30	4.23	-	-	-	1	2	1	5	6	1	3	-	-	2	-	1	2	1	-	2	-	2	-	1	-	-	-	-	-	-
INCENTIVE	28	4.28	-	-	-	1	2	1	5	4	1	3	-	-	2	-	1	2	1	-	2	-	2	-	1	-	-	-	-	-	-
COLLAR PREPARING, EXCEPT PIRING	24	4.50	-	-	-	1	-	-	1	1	5	2	2	1	-	2	2	1	1	1	2	2	-	-	-	-	-	-	-	-	-
TIME	21	4.66	-	-	-	-	-	-	-	1	5	2	1	1	-	2	2	1	1	2	2	-	2	-	-	-	-	-	-	-	-
INCENTIVE	21	4.31	-	-	-	1	-	-	1	1	5	2	2	1	-	2	2	-	1	1	1	1	-	-	-	-	-	-	-	-	-
WOMEN	18	4.47	-	-	-	-	-	-	-	1	5	2	1	1	-	2	2	-	1	1	1	1	-	-	-	-	-	-	-	-	-
INCENTIVE	39	4.24	-	-	-	1	2	6	1	2	2	6	1	-	2	5	2	3	1	-	4	-	1	-	1	-	-	-	-	-	-
COLLAR SETTING	14	4.88	-	-	-	-	1	-	1	1	1	1	-	-	1	3	1	-	4	-	-	-	-	-	-	-	-	-	-	-	-
MEN	25	3.88	-	-	-	1	1	6	1	1	1	5	1	-	1	2	1	3	1	-	-	-	-	-	-	-	-	-	-	-	-
WOMEN	25	4.37	-	-	1	-	1	3	1	2	-	1	1	4	2	1	1	3	2	3	-	-	-	-	-	-	-	-	-	-	-
INCENTIVE	23	4.45	-	-	1	-	2	1	2	-	-	1	4	2	1	1	3	2	3	-	-	-	-	-	-	-	-	-	-	-	-
PELL BODY LINING, BOTTOM AND	59	4.13	-	-	5	1	4	2	3	6	5	1	7	2	3	3	7	2	3	-	2	3	-	-	-	-	-	-	-	-	-
SIDE	56	4.09	-	-	5	1	4	2	3	6	5	1	7	1	3	2	7	2	2	-	2	3	-	-	-	-	-	-	-	-	-
WOMEN	20	4.41	-	-	1	1	1	-	2	2	1	-	2	1	-	1	2	1	1	-	2	1	1	-	-	-	-	-	-	-	-
JOIN SHOULDER, CLOTH	18	4.47	-	-	1	1	1	-	2	2	1	-	1	1	-	1	2	1	1	-	2	1	1	-	-	-	-	-	-	-	-
INCENTIVE	17	4.34	-	-	1	1	1	-	2	2	1	-	1	1	-	1	2	-	-	-	2	1	1	-	-	-	-	-	-	-	-
WOMEN	16	4.37	-	-	1	1	1	-	2	2	-	-	1	1	-	1	2	-	-	-	2	1	1	-	-	-	-	-	-	-	-
INCENTIVE	52	4.43	-	1	1	3	4	-	5	3	1	3	3	2	1	4	2	1	3	9	2	2	2	-	-	-	-	-	-	-	-
JOIN SIDE SEAMS	47	4.54	-	1	1	3	2	-	4	3	1	2	2	2	1	4	2	1	3	9	2	2	2	-	-	-	-	-	-	-	-
INCENTIVE	47	4.31	-	1	1	3	4	-	5	3	1	3	3	2	1	3	2	1	3	9	2	2	2	-	-	-	-	-	-	-	-
WOMEN	42	4.42	-	1	1	3	2	-	4	3	1	2	2	2	1	3	2	1	3	6	2	1	2	-	-	-	-	-	-	-	-
INCENTIVE																															

See footnotes at end of table.



**Table 20. Occupational earnings: Philadelphia, Pa.-N.J.<sup>1</sup> Regular and cutting shops—Continued**

(Number and average straight-time hourly earnings<sup>2</sup> of workers in selected occupations in men's and boys' suit and coat manufacturing establishments, April 1976)

Occupation and sex	Number of workers	Average hourly earnings <sup>2</sup>	Number of workers receiving straight-time hourly earnings (in dollars) of—																										
			2.30 and under 2.40	2.40-2.50	2.50-2.60	2.60-2.80	2.80-3.00	3.00-3.20	3.20-3.40	3.40-3.60	3.60-3.80	3.80-4.00	4.00-4.20	4.20-4.40	4.40-4.60	4.60-4.80	4.80-5.00	5.00-5.20	5.20-5.40	5.40-5.80	5.80-6.20	6.20-6.60	6.60-7.00	7.00-7.40	7.40-7.80	7.80-8.20	8.20-8.60	8.60-9.00	9.00 and over
<b>SELECTED PRODUCTION OCCUPATIONS--CONTINUED</b>																													
<b>COAT FABRICATION--CONTINUED</b>																													
<b>THREAD TRIMMERS AND BASTING</b>																													
PULLERS <sup>3</sup> .....	130	\$3.55	5	4	2	28	5	5	12	15	12	9	6	4	4	6	2	5	-	4	2	-	-	-	-	-	-	-	-
INCENTIVE.....	118	3.63	5	4	2	17	5	5	12	15	11	9	6	4	4	6	2	5	-	4	2	-	-	-	-	-	-	-	
UNDERPRESSERS <sup>4</sup> .....	145	4.90	-	2	-	2	2	3	3	8	7	9	3	14	5	4	6	14	12	14	17	15	3	2	-	-	-	-	
MEN.....	136	4.91	-	2	-	2	2	3	3	8	6	9	3	13	5	3	5	-	12	17	15	3	2	-	-	-	-		
<b>TROUSER FABRICATION</b>																													
INSPECTORS, FINAL <sup>6</sup> .....	19	3.63	-	-	-	-	1	-	7	2	3	1	3	1	1	-	-	-	-	-	-	-	-	-	-	-	-	-	
TIME.....	8	3.65	-	-	-	-	-	-	3	1	2	-	1	-	1	-	-	-	-	-	-	-	-	-	-	-	-		
PRESSERS, FINISH <sup>4</sup> .....	38	4.68	-	-	-	-	-	1	2	4	-	1	7	1	3	1	5	3	3	4	-	1	-	1	1	-	-		
TIME.....	7	4.21	-	-	-	-	-	-	2	-	-	-	3	-	1	-	-	-	-	-	-	-	-	-	-	-	-		
INCENTIVE.....	31	4.78	-	-	-	-	-	1	-	4	-	1	4	1	2	1	5	3	3	4	-	-	-	1	1	-	-		
SEWING-MACHINE OPERATORS <sup>2,8</sup> .....	376	3.95	3	6	7	16	21	38	41	25	34	29	25	17	18	21	16	17	12	17	3	4	4	2	-	-	-		
TIME.....	40	4.19	-	-	1	2	4	2	5	2	2	1	1	-	-	2	5	6	4	-	3	-	-	-	-	-	-		
INCENTIVE.....	336	3.92	3	6	6	14	17	36	36	23	32	28	24	17	18	19	11	11	8	17	-	4	4	2	-	-	-		
MEN.....	35	5.00	-	-	-	-	-	2	1	-	2	-	-	1	-	5	6	6	5	1	3	1	1	1	-	-	-		
INCENTIVE.....	16	4.87	-	-	-	-	-	2	-	-	2	-	-	1	-	4	2	-	1	1	1	1	1	-	-	-	-		
WOMEN.....	341	3.84	3	6	7	16	21	36	40	25	32	29	25	16	18	16	10	11	7	16	-	3	3	1	-	-	-		
TIME.....	21	3.34	-	-	1	2	4	2	4	2	2	1	1	-	-	1	1	-	-	-	-	-	-	-	-	-	-		
INCENTIVE.....	320	3.87	3	6	6	14	17	34	36	23	30	28	24	16	18	15	9	11	7	16	-	3	3	1	-	-	-		
ATTACH FLY.....	23	3.92	-	-	-	-	1	4	2	3	3	-	2	4	-	2	-	1	-	-	-	-	-	-	-	-	-		
ATTACH WAISTBAND.....	29	4.08	-	-	-	1	2	2	2	3	1	4	4	1	2	2	2	-	-	2	-	-	1	-	-	-	-		
INCENTIVE.....	27	4.07	-	-	-	1	2	2	2	3	-	4	4	1	2	1	2	-	-	2	-	-	1	-	-	-	-		
ATTACH ZIPPERS.....	9	4.19	-	-	-	-	1	1	2	-	-	-	-	-	2	1	-	-	1	-	-	-	-	-	-	-	-		
INCENTIVE.....	8	4.36	-	-	-	-	-	1	2	-	-	-	-	-	2	1	-	-	1	-	-	1	-	-	-	-	-		
BARTACKING.....	30	3.59	1	1	1	3	3	3	4	4	-	2	1	-	2	1	1	1	1	2	-	-	-	-	-	-	-		
JOIN SEAMS.....	35	4.24	-	-	1	-	-	7	1	3	2	3	1	2	1	3	1	3	1	5	-	1	-	-	-	-	-		
PIECING FLYS.....	11	3.75	-	-	-	2	1	-	2	-	1	1	1	1	1	-	-	1	-	1	-	-	-	-	-	-	-		
WOMEN.....	10	3.63	-	-	-	2	1	-	2	-	1	1	1	1	-	-	-	-	-	-	-	-	-	-	-	-	-		
PIECING POCKETS.....	20	3.62	1	2	-	1	3	2	1	1	2	-	2	-	1	1	-	2	-	1	-	-	-	-	-	-	-		
WOMEN.....	19	3.57	1	2	-	1	3	2	1	1	2	-	2	-	1	-	2	-	2	-	-	-	-	-	-	-	-		
SERGING.....	18	3.60	-	-	1	-	-	5	3	1	1	3	3	-	-	2	-	-	-	-	-	-	-	-	-	-	-		
INCENTIVE.....	12	4.16	-	-	1	-	-	4	3	-	1	1	1	2	-	-	1	-	-	-	-	1	1	-	-	-			
SEW ON WAISTBAND LINING.....	10	4.34	-	-	-	-	3	-	-	-	1	1	-	-	-	-	1	-	-	-	-	1	1	-	-	-			
INCENTIVE.....	27	3.93	1	1	-	-	-	3	3	6	3	3	1	1	-	-	3	2	-	-	-	-	-	-	-	-			
WOMEN.....	25	3.94	1	1	-	-	-	3	3	4	3	3	1	1	-	-	3	2	-	-	-	-	-	-	-	-			
<b>THREAD TRIMMERS AND BASTING</b>																													
PULLERS <sup>3</sup> .....	23	3.56	-	1	-	3	3	7	-	-	-	3	1	1	-	-	2	1	1	-	-	-	-	-	-	-	-		
UNDERPRESSERS <sup>4,5</sup> .....	39	4.52	-	-	-	1	-	2	-	2	2	5	2	6	2	3	5	3	3	-	-	1	-	-	-	-	-		
<b>MISCELLANEOUS<sup>9</sup></b>																													
ADJUSTERS (REPAIRERS).....	19	\$5.60	-	-	-	-	-	-	-	-	-	1	-	2	2	3	1	1	1	-	-	3	2	-	2	1	-		
JANITORS.....	51	3.53	-	-	1	2	2	7	7	10	6	8	4	3	1	-	-	-	-	-	-	-	-	-	-	-	-		
MEN.....	45	3.51	-	-	1	2	2	7	7	10	3	8	2	3	1	-	-	-	-	-	-	-	-	-	-	-			
WOMEN.....	6	3.71	-	-	-	-	-	-	1	-	3	-	2	-	-	-	-	-	-	-	-	-	-	-	-	-			
PACKERS.....	36	4.22	3	-	3	-	-	-	1	-	3	-	3	6	7	5	7	-	-	-	-	-	1	-	-	-			
STOCK CLERKS, GARMENTS.....	47	4.39	1	3	-	-	-	2	2	1	-	-	2	7	16	3	1	1	3	2	2	-	1	-	-	-			
TIME.....	43	4.26	1	3	-	-	-	2	2	1	-	-	2	7	16	3	1	1	2	-	2	-	-	-	-	-			
STOCK CLERKS, FUR GOODS.....	62	3.83	-	-	-	6	-	10	5	-	10	5	9	4	1	4	7	-	1	-	-	-	-	-	-	-			
WORK DISTRIBUTORS.....	61	3.55	-	-	3	2	4	7	9	6	11	8	5	2	1	2	-	-	1	-	-	-	-	-	-	-			
MEN.....	57	3.55	-	-	3	2	4	6	9	6	8	8	5	2	1	2	-	-	1	-	-	-	-	-	-	-			

63

<sup>1</sup> The Philadelphia Standard Metropolitan Statistical Area consists of Bucks, Chester, Delaware, Montgomery, and Philadelphia Counties, Pa., and Burlington, Camden, and Gloucester Counties, N.J.

<sup>2</sup> Excludes premium pay for overtime and for work on weekends, holidays, and late shifts. These surveys, based on a representative sample of establishments, are designed to measure the level of occupational earnings at a particular time. Thus, comparisons made with previous studies may not reflect expected wage movements because of change in the sample composition, and shifts in employment among establishments with different pay levels. Such shifts, for example, could decrease an occupational average, even though most establishments increased wages between periods being compared. Approximately 64 percent of the production workers covered by the survey are incentive-rated.

<sup>3</sup> All or virtually all workers are time-rated.

<sup>4</sup> All or virtually all workers are men.

<sup>5</sup> All or virtually all workers are incentive-rated.

<sup>6</sup> All or virtually all workers are women.

<sup>7</sup> Includes data for workers in classification(s), in addition to those shown separately.

<sup>8</sup> Where separate information is not shown by sex or method of wage payment, most of the sewing machine operators are women and paid on an incentive basis.

<sup>9</sup> Where separate information is not shown by sex or method of wage payment, all or virtually all workers are men and time-rated.

**Table 21. Occupational earnings: Philadelphia, Pa.-N.J.<sup>1</sup>—Contract shops**

[Number and average straight-time hourly earnings<sup>2</sup> of workers in selected occupations in men's and boys' suit and coat manufacturing establishments, April 1976]

Occupation and sex	Number of workers	Average hourly earnings <sup>2</sup>	Number of workers receiving straight-time hourly earnings (in dollars) of—																										
			2.30 and under 2.40	2.40-2.50	2.50-2.60	2.60-2.80	2.80-3.00	3.00-3.20	3.20-3.40	3.40-3.60	3.60-3.80	3.80-4.00	4.00-4.20	4.20-4.40	4.40-4.60	4.60-4.80	4.80-5.00	5.00-5.20	5.20-5.40	5.40-5.80	5.80-6.20	6.20-6.60	6.60-7.00	7.00-7.40	7.40-7.80	7.80-8.20	8.20-8.60	8.60-9.00	9.00 and over
ALL PRODUCTION WORKERS.....	2,689	\$4.54	113	28	93	77	54	145	152	161	149	175	156	144	110	127	118	116	94	154	115	118	69	73	48	27	34	12	27
MEN.....	778	5.24	42	5	19	12	17	19	23	22	27	27	23	29	35	35	29	43	36	56	46	69	35	35	21	17	28	6	22
WOMEN.....	1,911	4.26	71	23	74	65	37	126	129	139	122	148	133	115	75	92	89	73	58	98	69	49	34	38	27	10	6	6	5
<b>SELECTED PRODUCTION OCCUPATIONS</b>																													
<b>COAT FABRICATION</b>																													
FINISHERS, HAND <sup>3</sup> .....	129	3.88	4	4	4	12	7	13	9	6	5	11	7	7	9	7	3	3	4	8	4	2	-	-	-	-	-	-	-
TIME.....	14	3.31	-	-	1	3	-	3	2	1	-	1	2	-	1	2	-	-	-	-	-	-	-	-	-	-	-	-	-
INCENTIVE.....	115	3.94	4	4	3	9	7	10	7	5	5	10	5	7	8	7	3	3	4	8	4	2	-	-	-	-	-	-	-
FITTERS.....	26	7.49	-	-	-	1	-	-	-	1	-	1	2	-	1	2	-	-	1	2	-	1	-	-	-	-	-	-	-
TIME.....	11	4.44	-	-	-	1	-	-	-	1	-	1	2	-	1	2	-	-	3	1	-	-	-	-	-	-	-	-	-
INCENTIVE.....	15	9.73	-	-	-	-	-	-	-	-	-	-	-	-	-	-	-	-	1	2	-	1	-	-	-	-	-	-	-
MEN.....	21	8.37	-	-	-	-	-	-	-	-	-	-	-	-	-	-	-	-	1	2	-	1	-	-	-	-	-	-	-
INCENTIVE.....	15	9.73	-	-	-	-	-	-	-	-	-	-	-	-	-	-	-	-	1	2	-	1	-	-	-	-	-	-	-
INSPECTORS, FINAL <sup>2</sup> .....	79	3.88	-	-	-	1	2	-	6	6	6	11	14	16	6	5	2	1	1	2	-	-	-	-	-	-	-	-	-
TIME.....	13	4.50	-	-	-	-	-	-	-	-	-	-	-	1	2	5	-	1	2	-	-	-	-	-	-	-	-	-	-
INCENTIVE.....	66	3.76	-	-	-	1	2	-	6	6	6	11	13	14	4	-	2	-	1	2	-	-	-	-	-	-	-	-	-
PAIRERS AND TURNERS <sup>2</sup> .....	68	3.46	4	6	11	-	2	3	7	5	10	8	3	-	1	2	-	1	1	4	-	-	-	-	-	-	-	-	-
TIME.....	48	3.12	4	6	9	-	2	3	6	4	5	8	-	-	1	-	-	-	-	-	-	-	-	-	-	-	-	-	-
INCENTIVE.....	20	4.27	-	-	2	-	-	1	1	5	-	3	-	-	2	-	-	1	1	4	-	-	-	-	-	-	-	-	-
PRESSERS, FINISH, HAND <sup>2</sup> .....	36	5.92	1	-	-	-	-	-	-	1	3	-	-	-	-	-	-	2	2	3	1	4	6	2	4	5	2	-	-
TIME.....	31	6.20	-	-	-	-	-	-	-	1	2	-	-	-	-	-	-	1	2	2	1	4	6	-	2	4	5	2	-
INCENTIVE.....	170	6.26	-	-	-	1	2	4	3	2	1	-	1	6	2	11	6	8	4	19	21	11	15	13	6	5	16	5	8
PRESSERS, FINISH, MACHINE <sup>2</sup> .....	1,322	4.56	41	4	35	28	16	69	73	87	66	82	91	96	64	69	76	60	52	78	61	44	35	33	29	12	10	6	5
TIME.....	224	3.47	29	-	22	10	2	28	20	19	13	7	23	15	14	4	6	7	3	-	2	-	-	-	-	-	-	-	-
INCENTIVE.....	1,098	4.79	12	4	13	18	14	41	53	68	53	75	68	81	50	65	70	53	49	78	59	44	35	33	29	12	10	6	5
MEN.....	139	5.30	-	-	1	2	-	1	-	4	5	6	9	4	12	8	9	12	13	12	8	13	4	4	4	4	4	4	4
TIME.....	29	4.31	-	-	-	2	-	-	3	-	2	4	1	7	2	2	6	-	-	-	-	-	-	-	-	-	-	-	-
INCENTIVE.....	110	5.56	-	-	1	-	1	-	1	5	4	5	3	5	6	7	6	13	12	8	13	4	4	4	4	4	4	4	4
WOMEN.....	1,183	4.88	41	4	34	26	16	68	73	83	61	76	82	92	52	61	67	48	39	66	53	31	31	29	25	8	6	6	5
TIME.....	195	3.35	29	-	22	8	2	28	20	16	13	5	19	14	7	2	4	1	3	-	2	-	-	-	-	-	-	-	-
INCENTIVE.....	988	4.70	12	4	12	18	14	40	53	67	48	71	63	78	45	59	63	47	36	66	51	31	31	29	25	8	6	6	5
BASTERS.....	186	5.16	-	-	2	-	-	5	6	4	12	13	12	19	14	7	12	5	11	13	8	6	7	9	9	2	2	4	4
TIME.....	173	5.27	-	-	2	-	-	3	5	3	11	11	10	15	14	7	12	5	11	13	8	6	7	9	9	2	2	4	4
INCENTIVE.....	19	5.50	-	-	-	-	-	1	-	-	-	-	2	2	3	-	-	2	3	-	-	-	-	2	2	2	-	-	
MEN.....	17	5.66	-	-	-	-	-	1	-	-	-	-	1	1	3	-	-	2	3	-	-	-	-	2	2	2	-	-	
INCENTIVE.....	167	5.13	-	-	2	-	-	4	6	4	12	13	10	17	11	7	12	3	8	13	8	6	7	7	7	7	2	4	4
WOMEN.....	156	5.22	-	-	2	-	-	2	5	3	11	11	9	14	11	7	12	3	8	13	8	6	7	7	7	7	2	4	4
INCENTIVE.....	25	4.15	-	-	2	-	-	1	2	2	-	1	5	4	-	2	-	4	2	-	-	-	-	-	-	-	-	-	-
MEN.....	20	4.31	-	-	-	-	-	1	2	2	-	1	3	3	5	1	-	4	2	-	-	-	-	-	-	-	-	-	-
INCENTIVE.....	24	4.20	-	-	-	-	-	1	1	3	-	3	1	3	5	1	-	2	-	-	-	-	-	-	-	-	-	-	-
WOMEN.....	16	4.26	-	-	-	-	-	1	1	3	-	2	-	1	5	-	-	2	-	-	-	-	-	-	-	-	-	-	-
INCENTIVE.....	8	4.09	-	-	-	-	-	1	-	-	-	1	2	-	1	-	-	-	-	-	-	-	-	-	-	-	-	-	-
COLLAR PREPARING, EXCEPT PIECING OR PADDING.....	20	4.50	-	-	-	4	2	-	2	1	-	1	1	1	1	1	1	-	-	-	1	1	-	-	2	2	-	-	-
TIME.....	19	4.41	-	-	-	4	2	-	2	1	-	1	1	1	1	1	-	-	-	-	1	1	-	-	2	2	-	-	-
INCENTIVE.....	1	5.09	-	-	-	-	-	-	-	-	-	-	-	-	-	-	-	-	-	-	-	-	-	-	-	-	-	-	-

See footnotes at end of table.

**Table 21. Occupational earnings: Philadelphia, Pa.-N.J.<sup>1</sup>—Contract shops—Continued**

(Number and average straight-time hourly earnings<sup>2</sup> of workers in selected occupations in men's and boys' suit and coat manufacturing establishments, April 1976)

Occupation and sex	Number of workers	Average hourly earnings <sup>2</sup>	Number of workers receiving straight-time hourly earnings (in dollars) of—																										
			2.30 and under 2.40	2.40-2.50	2.50-2.60	2.60-2.80	2.80-3.00	3.00-3.20	3.20-3.40	3.40-3.60	3.60-3.80	3.80-4.00	4.00-4.20	4.20-4.40	4.40-4.60	4.60-4.80	4.80-5.00	5.00-5.20	5.20-5.40	5.40-5.80	5.80-6.20	6.20-6.60	6.60-7.00	7.00-7.40	7.40-7.80	7.80-8.20	8.20-8.60	8.60-9.00	9.00 and over
<b>SELECTED PRODUCTION OCCUPATIONS--CONTINUED</b>																													
<b>COAT FABRICATION--CONTINUED</b>																													
<b>SEWING-MACHINE OPERATORS--CONTINUED</b>																													
COLLAR SETTING.....	48	\$5.36	-	-	-	-	-	-	1	2	4	-	-	1	5	3	1	6	2	11	4	-	2	-	4	-	2	-	-
HEN.....	12	6.12	-	-	-	-	-	-	-	-	-	-	-	-	-	-	-	2	2	4	-	-	2	-	4	-	2	-	-
WOMEN.....	36	5.11	-	-	-	-	-	-	1	2	4	-	-	1	5	3	1	4	-	7	4	-	-	-	4	-	-	-	-
FACING TACKING.....	14	4.91	-	-	-	-	-	-	-	1	-	-	-	1	2	-	1	5	-	2	-	2	-	-	-	-	-	-	-
WOMEN.....	12	4.90	-	-	-	-	-	-	1	-	-	-	-	1	2	-	1	3	-	2	-	2	-	-	-	-	-	-	-
FELL BODY LINING, BOTTOM AND SIDE.....	34	4.23	2	-	-	-	-	2	3	3	5	1	4	3	1	-	5	-	1	1	-	-	-	-	3	-	-	-	-
INCENTIVE.....	30	4.35	-	-	-	-	-	2	3	3	5	1	4	3	-	-	5	-	1	1	-	-	-	3	-	-	-	-	-
JOIN SHOULDER, CLOTH.....	22	4.85	-	-	-	-	-	1	-	2	2	-	3	-	-	2	1	1	-	5	3	2	-	-	-	-	-	-	-
JOIN SIDE SEAMS.....	28	4.77	-	-	-	-	-	1	1	2	1	7	3	-	1	1	-	1	2	2	-	2	2	2	2	2	2	2	2
INCENTIVE.....	26	4.80	-	-	-	-	-	1	1	2	1	7	2	-	1	-	-	1	2	2	-	2	2	2	2	2	2	2	2
WOMEN.....	25	4.81	-	-	-	-	-	1	1	2	1	7	2	-	-	-	-	1	2	2	-	2	2	2	2	2	2	2	2
JOIN UNDERCOLLAR, JOIN SLEEVE LINING, OR PIECE POCKETS.....	54	4.58	-	-	-	-	2	3	2	6	-	5	6	7	1	-	6	2	2	4	2	-	4	2	-	-	-	-	-
LINING MAKER, BODY.....	75	4.44	2	-	2	1	6	1	9	1	1	4	9	6	4	7	6	4	6	2	1	-	4	2	1	-	1	2	-
WOMEN.....	71	4.37	2	-	2	1	6	1	9	1	-	4	9	6	4	7	6	3	4	2	-	-	1	2	-	-	-	-	-
PAD COLLAR AND LABELS.....	8	4.19	-	-	-	-	-	2	-	1	2	-	1	2	-	-	1	-	-	-	-	1	-	-	-	-	-	-	-
POCKET SETTING AND TACKING.....	105	4.65	2	-	1	-	11	6	2	6	7	8	7	3	10	3	5	6	7	9	5	2	-	-	-	2	2	2	2
TIME.....	11	3.58	-	-	1	-	4	-	-	4	-	3	2	-	-	-	1	-	-	-	-	-	-	-	-	-	-	-	-
INCENTIVE.....	94	4.78	2	-	-	-	1	7	6	2	6	4	6	7	3	10	3	4	6	7	9	5	2	-	-	-	2	2	2
HEN.....	35	5.46	-	-	-	-	-	-	-	-	-	2	3	2	1	-	3	2	3	4	5	4	2	-	-	-	2	2	-
INCENTIVE.....	31	5.62	-	-	-	-	-	-	-	-	2	1	1	1	-	3	2	2	4	5	4	2	-	-	-	2	2	2	-
WOMEN.....	70	4.25	2	-	1	-	11	6	2	4	6	6	3	7	1	2	2	2	2	5	3	2	-	-	-	-	-	-	-
INCENTIVE.....	63	4.36	2	-	-	-	1	7	6	2	4	3	5	6	3	7	1	2	2	2	5	3	2	-	-	-	-	-	-
SEW DARTS, CLOTH.....	35	4.59	2	-	-	1	1	-	2	7	2	-	1	2	-	4	4	1	-	1	2	-	-	1	2	-	1	2	-
INCENTIVE.....	28	4.89	2	-	-	-	1	-	2	1	2	-	1	2	-	4	4	1	-	1	2	-	-	1	2	-	1	2	-
SEW EDGE TAPE.....	30	4.65	-	-	-	-	4	1	3	1	-	1	2	1	3	4	1	2	2	3	-	1	-	1	-	1	-	-	-
WOMEN.....	26	4.62	-	-	-	-	4	1	3	1	-	1	2	1	3	-	2	2	3	-	1	-	1	-	1	-	-	-	-
SEW IN SLEEVE.....	61	5.26	-	-	1	-	1	2	8	-	4	-	2	5	2	4	5	3	5	1	8	2	3	-	2	3	-	2	1
HEN.....	16	5.29	-	-	1	-	-	-	2	-	-	-	-	1	1	2	2	3	-	1	4	-	-	2	-	-	-	-	-
WOMEN.....	45	5.25	-	-	-	-	1	2	6	-	4	-	2	4	1	2	3	3	5	-	4	2	1	-	2	-	2	-	1
SLEEVE BAKING, CLOTH.....	50	4.25	1	-	1	3	-	1	3	5	-	5	9	5	-	4	4	3	1	3	-	-	-	-	-	-	-	-	-
WOMEN.....	47	4.26	1	-	1	3	-	1	3	5	-	4	7	5	-	4	4	3	1	3	-	-	-	-	-	-	-	-	-
TAPE ARMHOLE.....	34	4.56	-	-	-	1	-	-	3	4	2	1	5	4	3	-	3	3	-	3	2	-	-	-	-	-	-	-	-
WOMEN.....	28	4.62	-	-	-	1	-	-	2	2	1	4	4	3	-	3	1	-	3	2	-	-	-	-	-	-	-	-	-
SHAPERS.....	25	4.99	-	-	-	-	4	4	-	1	-	-	-	2	-	1	2	2	1	1	1	4	2	2	2	2	2	2	2
INCENTIVE.....	19	5.52	-	-	-	-	2	1	-	-	-	-	-	2	-	1	2	2	1	1	1	4	2	2	2	2	2	2	2
HEN.....	16	5.50	-	-	-	-	2	2	-	-	-	-	-	1	-	-	1	2	2	1	1	1	4	2	2	2	2	2	2
INCENTIVE.....	15	5.65	-	-	-	-	2	1	-	-	-	-	-	1	-	-	1	2	-	1	1	4	2	2	2	2	2	2	2
WOMEN.....	9	4.08	-	-	-	-	2	2	-	1	-	-	-	1	-	-	1	1	-	1	-	1	4	2	2	2	2	2	2
TAILORS, ALL AROUND.....	39	4.15	-	-	2	-	3	5	5	2	3	3	1	3	2	1	3	1	3	1	1	1	-	-	-	-	-	-	-
TIME.....	37	4.18	-	-	2	-	3	4	5	1	3	3	1	3	2	1	3	1	3	1	1	1	-	-	-	-	-	-	-
HEN.....	18	4.47	-	-	-	-	1	1	-	2	1	2	1	2	2	1	3	-	1	1	-	1	-	-	-	-	-	-	-
TIME.....	17	4.51	-	-	-	-	1	1	-	1	1	2	1	2	2	1	3	-	1	1	-	1	-	-	-	-	-	-	-

See footnotes at end of table.

**Table 21. Occupational earnings: Philadelphia, Pa.-N.J.<sup>1</sup>-Contract shops—Continued**

(Number and average straight-time hourly earnings<sup>2</sup> of workers in selected occupations in men's and boys' suit and coat manufacturing establishments, April 1976)

Occupation and sex	Number of workers	Average hourly earnings <sup>2</sup>	Number of workers receiving straight-time hourly earnings (in dollars) of—																										
			2.30 and under 2.40	2.40-2.50	2.50-2.60	2.60-2.80	2.80-3.00	3.00-3.20	3.20-3.40	3.40-3.60	3.60-3.80	3.80-4.00	4.00-4.20	4.20-4.40	4.40-4.60	4.60-4.80	4.80-5.00	5.00-5.20	5.20-5.40	5.40-5.80	5.80-6.20	6.20-6.60	6.60-7.00	7.00-7.40	7.40-7.80	7.80-8.20	8.20-8.60	8.60-9.00	9.00 and over
<b>SELECTED PRODUCTION OCCUPATIONS--</b>																													
<b>CONTINUED</b>																													
<b>COAT FABRICATION--CONTINUED</b>																													
<b>THREAD TRIMMERS AND BASTING</b>																													
PULLERS <sup>3</sup> .....	126	\$4.09	-	-	-	2	5	13	15	8	15	16	6	5	5	4	14	5	4	2	2	3	-	2	-	-	-	-	-
TIME.....	24	3.48	-	-	2	2	4	5	4	4	-	-	-	-	-	3	-	-	-	-	-	-	-	-	-	-	-	-	
INCENTIVE.....	102	4.23	-	-	-	3	9	10	4	11	16	6	5	5	4	11	5	4	2	2	3	-	2	-	-	-	-	-	
UNDERPRESSERS.....	177	4.89	2	6	5	4	7	8	7	8	1	11	5	10	9	6	7	9	9	13	8	17	3	5	4	6	6	1	
TIME.....	26	3.26	2	4	5	2	2	1	1	-	4	-	1	-	-	-	2	-	2	-	-	-	-	-	-	-	-	-	
INCENTIVE.....	151	5.17	-	2	-	2	5	7	6	8	1	7	5	9	6	7	7	9	11	8	17	3	5	4	6	6	1	-	
MEN.....	161	5.01	2	5	4	3	7	4	5	7	-	9	5	10	9	6	7	9	9	12	6	17	3	5	4	6	6	1	
TIME.....	24	3.29	2	4	4	2	2	1	-	-	4	-	1	-	-	-	2	-	2	-	-	-	-	-	-	-	-	-	
INCENTIVE.....	137	5.31	-	1	-	1	5	3	5	7	-	5	5	9	9	6	7	7	9	10	6	17	3	5	4	6	6	1	
WOMEN.....	16	3.66	-	1	1	1	-	4	2	1	1	2	-	-	-	-	-	-	1	2	-	-	-	-	-	-	-	-	
INCENTIVE.....	14	3.77	-	1	-	1	-	4	1	1	1	2	-	-	-	-	-	-	1	2	-	-	-	-	-	-	-	-	
<b>MISCELLANEOUS<sup>10</sup></b>																													
ADJUSTERS (REPAIRERS).....	17	6.77	-	-	-	-	-	-	-	-	-	-	-	-	-	-	-	3	-	-	-	5	3	2	1	2	-	1	
JANITORS.....	21	3.44	-	-	1	2	-	3	5	3	6	-	-	-	-	-	-	-	-	1	-	-	-	-	-	-	-	-	
MEN.....	18	3.43	-	-	1	1	-	3	5	3	4	-	-	-	-	-	-	-	-	1	-	-	-	-	-	-	-	-	
WORK DISTRIBUTORS.....	36	3.44	1	-	7	2	3	1	4	-	8	5	-	4	-	-	-	-	-	-	-	-	-	1	-	-	-	-	

<sup>1</sup> The Philadelphia Standard Metropolitan Statistical Area consists of Bucks, Chester, Delaware, Montgomery, and Philadelphia Counties, Pa.; and Burlington, Camden, and Gloucester Counties, N.J.

<sup>2</sup> Excludes premium pay for overtime and for work on weekends, holidays, and late shifts. These surveys, based on a representative sample of establishments, are designed to measure the level of occupational earnings at a particular time. Thus, comparisons made with previous studies may not reflect expected wage movements because of change in the sample composition, and shifts in employment among establishments with different pay levels. Such shifts, for example, could decrease an occupational average, even though most establishments increased wages between periods being compared. Approximately 70 percent of the production workers covered by the survey are incentive-rated.

<sup>3</sup> All or virtually all workers are women.

<sup>4</sup> Workers were distributed as follows: 2 at \$9.40 to \$9.80; 4 at \$10.20 to \$10.60; 4 at \$11 to \$11.40; and 2 at \$11.40 and over.

<sup>5</sup> All or virtually all workers are time-rated.

<sup>6</sup> All or virtually all workers are incentive-rated.

<sup>7</sup> All or virtually all workers are men.

<sup>8</sup> Includes data for workers in classification in addition to those shown separately.

<sup>9</sup> Where separate information is not shown by sex or method of wage payment, all or virtually all workers are women, and incentive-rated.

<sup>10</sup> Where separate information is not shown by sex or method of wage payment, all or virtually all workers are men, and time-rated.

**Table 22. Earnings relationships: Selected regions and areas**

(Regional and localities average hourly earnings as a percent of national averages of selected occupations among production workers in men's and boys' suit and coat manufacturing establishments, April 1976)

(National averages = 100)

Region and locality	Coat fabrication							Trousers fabrication				
	All production workers	Sewing machine operators			Finishers, hand	Pressers, finish, machine	Thread trimmers and basting pullers	Sewing machine operators		Adjusters (repairers)	Work distributors (bundle carriers)	Cutters and markers, cloth
		Total	Women	Men				Total	Women			
New England . . . . .	104	106	108	96	96	115	108	118	119	139	101	100
Middle Atlantic . . . . .	107	109	109	100	98	108	100	109	108	105	102	111
Border States . . . . .	101	98	97	—	98	98	108	99	100	104	104	85
Southeast . . . . .	81	78	80	—	96	84	81	79	80	92	88	77
Southwest . . . . .	76	78	80	—	—	87	84	74	74	77	98	51
Great Lakes . . . . .	104	107	110	—	—	100	115	111	112	108	124	—
Pacific . . . . .	107	108	111	—	—	—	—	—	—	—	—	92
Atlantic City and Vineland-Millville-Bridgeton, N.J. . . . .	98	99	100	98	85	120	96	—	—	—	89	—
Baltimore, Md . . . . .	107	106	—	—	100	107	114	99	—	105	111	87
Bristol County, Mass. . . . .	104	107	110	—	—	113	—	—	—	—	—	—
Boston, Mass. . . . .	96	94	94	90	84	112	—	—	—	—	88	91
Georgia . . . . .	78	77	79	—	—	74	72	80	81	90	91	—
Kentucky . . . . .	95	87	90	—	—	91	102	95	96	104	90	—
New York, N.Y.-N.J. . . . .	114	119	113	102	98	103	92	120	119	83	102	119
Philadelphia, Pa.-N.J. . . . .	113	115	116	101	100	124	107	106	104	126	108	109

NOTE: Dashes indicate no data reported or data do not meet publication criteria.

**Table 23. Method of wage payment**

(Percent of production workers in men's and boys' suits and coats manufacturing establishments by method of wage payment,<sup>1</sup> United States, selected regions, and localities, April 1976)

Method of wage payment	United States <sup>2</sup>	New England	Middle Atlantic	Border States	Southeast	Southwest	Great Lakes	Pacific
All workers .....	100	100	100	100	100	100	100	100
Time-rated workers .....	28	34	34	22	23	24	21	27
Formal plans .....	13	14	12	17	12	10	15	25
Single rate .....	6	—	9	( <sup>3</sup> )	5	—	3	19
Range of rates .....	7	14	3	16	7	10	11	6
Individual rates .....	15	20	22	5	11	13	6	3
Incentive workers .....	73	66	69	78	77	76	79	73
Individual piecework .....	71	66	68	77	76	75	72	73
Group piecework .....	1	( <sup>3</sup> )	1	1	( <sup>3</sup> )	1	( <sup>3</sup> )	—
Individual bonus .....	1	—	—	—	—	—	7	—
Group bonus .....	( <sup>3</sup> )	—	—	—	( <sup>3</sup> )	—	—	—
Selected localities								
	Atlantic City and Vineland— Millville— Bridgeton	Baltimore	Boston	Bristol County	Georgia	Kentucky	New York	Philadelphia
All workers .....	100	100	100	100	100	100	100	100
Time-rated workers .....	34	32	64	34	26	19	43	32
Formal plans .....	1	30	11	24	9	16	9	14
Single rate .....	1	—	—	—	6	1	9	4
Range of rates .....	—	30	11	24	3	15	—	10
Individual rates .....	33	2	52	10	18	3	34	18
Incentive workers .....	66	68	36	66	74	81	57	68
Individual piecework .....	66	68	36	66	73	79	56	66
Group piecework .....	—	—	—	—	—	2	1	2
Individual bonus .....	—	—	—	—	—	—	—	—
Group bonus .....	—	—	—	—	1	—	—	—

<sup>1</sup> For definition of method of wage payment, see appendix A.

<sup>2</sup> Includes data for regions in addition to those shown separately.

<sup>3</sup> Less than 0.5 percent.

NOTE: Because of rounding, sums of individual items may not equal totals.

**Table 24. Scheduled weekly hours**(Percent of production workers in men's and boys' suits and coats manufacturing establishments by scheduled weekly hours,<sup>1</sup> United States, selected regions, and localities, April 1976)

Weekly hours	United States <sup>2</sup>	New England	Middle Atlantic	Border States	Southeast	Southwest	Great Lakes	Pacific
All workers .....	100	100	100	100	100	100	100	100
30 hours .....	( <sup>3</sup> )	-	1	-	-	-	-	-
32 hours .....	( <sup>3</sup> )	-	( <sup>3</sup> )	-	-	-	-	-
35 hours .....	( <sup>3</sup> )	1	-	2	-	-	-	-
36 hours .....	3	-	3	-	-	-	17	-
38 hours .....	1	-	-	-	5	-	-	-
39 hours .....	1	-	-	-	3	-	-	-
40 hours .....	94	98	96	98	91	100	83	100
47.5 hours .....	( <sup>3</sup> )	1	-	-	-	-	-	-
Selected localities								
	Atlantic City and Vineland-Milville-Bridgeton	Baltimore	Boston	Bristol County	Georgia	Kentucky	New York	Philadelphia
All workers.....	100	100	100	100	100	100	100	100
30 hours .....	-	-	-	-	-	-	-	3
32 hours .....	-	-	-	-	-	-	-	( <sup>3</sup> )
35 hours .....	-	-	10	-	-	-	-	-
36 hours .....	-	-	-	-	-	-	7	3
38 hours .....	-	-	-	-	11	-	-	-
39 hours .....	-	-	-	-	-	-	-	-
40 hours .....	100	100	82	100	89	100	93	94
47.5 hours .....	-	-	8	-	-	-	-	-

<sup>1</sup> Data relate to the predominant schedule for full-time day-shift workers in each establishment.<sup>2</sup> Includes data for regions in addition to those shown separately.<sup>3</sup> Less than 0.5 percent.

NOTE: Because of rounding, sums of individual items may not equal totals.

**Table 25. Paid holidays**

(Percent of production workers in men's and boys' suits and coats manufacturing establishments with formal provisions for paid holidays, United States and selected regions, April 1976)

Number of paid holidays	United States <sup>1</sup>	New England	Middle Atlantic	Border States	Southeast	Southwest	Great Lakes	Pacific
All workers .....	100	100	100	100	100	100	100	100
Workers in establishments providing paid holidays .....	99	100	100	100	99	95	98	100
1 day .....	1	—	(?)	—	3	—	—	—
2 days .....	(?)	—	—	—	(?)	—	—	—
3 days .....	2	—	—	—	12	—	—	—
4 days .....	5	1	—	—	26	—	—	—
5 days .....	5	—	—	3	17	14	—	—
5 days plus 2 half days .....	(?)	—	—	—	—	13	—	—
6 days .....	2	1	1	6	—	16	—	2
7 days .....	2	—	(?)	8	—	—	—	2
8 days .....	76	91	87	64	41	52	96	96
9 days .....	7	8	8	20	—	—	—	—
9 days plus 1 half day .....	(?)	—	—	—	—	—	2	—
10 days .....	(?)	—	1	—	—	—	—	—
11 days .....	(?)	—	(?)	—	—	—	—	—

<sup>1</sup> Includes data for regions in addition to those shown separately.<sup>2</sup> Less than 0.5 percent.

NOTE: Because of rounding, sums of individual items may not equal totals.

**Table 26. Paid vacations**

(Percent of production workers in men's and boys' suits and coats manufacturing establishments having contracts with Amalgamated Clothing Workers of America (ACWA)<sup>1</sup> and in other establishments with formal provisions for paid vacations after selected periods of service, United States and selected regions, April 1976)

Vacation policy	United States <sup>2</sup>	New England	Middle Atlantic	Border States	Southeast	Southwest	Great Lakes	Pacific
All workers .....	100	100	100	100	100	100	100	100
Workers in establishments having contracts with ACWA <sup>1</sup> .....	79	93	97	81	29	52	85	96
<b>Method of payment</b>								
Workers in other establishments providing paid vacations .....	19	5	3	16	70	43	13	4
Length-of-time payment .....	11	5	1	10	40	31	11	4
Percentage payment .....	7	-	1	6	30	12	2	-
Other .....	1	-	1	-	-	-	-	-
<b>Amount of vacation pay<sup>3</sup></b>								
<b>After 1 year of service:</b>								
1 week .....	9	-	-	4	39	31	1	3
2 weeks .....	7	4	1	6	31	-	2	1
3 weeks .....	2	1	(*)	6	-	-	10	-
5 weeks .....	1	-	1	-	-	-	-	-
<b>After 2 years of service:</b>								
1 week .....	5	-	-	4	20	27	1	2
2 weeks .....	10	4	1	2	46	16	2	2
3 weeks .....	4	1	(*)	10	5	-	10	-
5 weeks .....	1	-	1	-	-	-	-	-
<b>After 3 years of service:</b>								
1 week .....	4	-	-	4	18	27	-	-
2 weeks .....	11	-	1	2	47	16	2	4
3 weeks .....	4	5	(*)	10	5	-	10	-
5 weeks .....	1	-	1	-	-	-	-	-
<b>After 5 years of service:</b>								
1 week .....	2	-	-	-	10	2	-	-
2 weeks .....	12	-	1	6	50	41	2	2
Over 2 and under 3 weeks .....	(*)	-	(*)	-	-	-	-	-
3 weeks .....	5	5	(*)	10	10	-	10	2
5 weeks .....	1	-	1	-	-	-	-	-
<b>After 10 years of service:</b>								
1 week .....	2	-	-	-	10	2	-	-
2 weeks .....	11	-	1	6	50	37	1	2
3 weeks .....	5	5	1	10	5	4	12	2
Over 3 and under 4 weeks .....	1	-	-	-	5	-	-	-
5 weeks .....	1	-	1	-	-	-	-	-
<b>After 15 years of service:</b>								
1 week .....	2	-	-	-	10	2	-	-
2 weeks .....	11	-	1	6	50	37	1	2
3 weeks .....	5	5	1	10	5	4	12	2
4 weeks .....	1	-	-	-	5	-	-	-
5 weeks .....	1	-	1	-	-	-	-	-
<b>After 20 years of service:<sup>4</sup></b>								
1 week .....	2	-	-	-	10	2	-	-
2 weeks .....	11	-	1	6	50	37	1	2
3 weeks .....	4	5	1	10	5	4	10	2
4 weeks .....	(*)	-	-	-	-	-	2	-
Over 4 and under 5 weeks .....	1	-	-	-	5	-	-	-
5 weeks .....	1	-	1	-	-	-	-	-

<sup>1</sup> Workers covered by these contracts usually received a summer vacation with one-half week's pay after 6 but less than 9 months of service; three-fourths week's pay after 9 months but less than 1 year of service; and 2 week' pay after 1 year of service or more.

The first week of vacation pay is computed as follows: For time rated workers, the employee's current regular weekly rate; for incentive workers, 40 times the employee's straight-time average hourly earnings for the four consecutive busiest weeks of the vacation year. The second week's vacation pay equals pay for the first week for employees with at least 1,200 hours worked during the year ending May 31; for those with less than 1,200 hours, the second week's vacation amounts to 2.5 percent of the employee's straight-time earnings during the year ending May 31. The Christmas vacation pay is computed in a manner similar to the second week of summer vacation pay. A number of ACWA establishments had different vacation provisions, mostly in the method of computing pay.

<sup>2</sup> Includes data for regions in addition to those shown separately.

<sup>3</sup> Vacation payments, such as percent of annual earnings, were converted to an equivalent time basis. Periods of service were chosen arbitrarily and do not necessarily reflect individual establishment provisions for progression. For example, changes indicated at 10 years may include changes that occurred between 5 and 10 years.

<sup>4</sup> Less than 0.5 percent.

<sup>5</sup> Vacation provisions were virtually the same after longer periods of service.

NOTE: Because of rounding, sums of individual items may not equal totals.

**Table 27. Health, insurance, and retirement plans**

(Percent of production workers in men's and boys' suits and coats manufacturing establishments having contracts with Amalgamated Clothing Workers of America (ACWA)<sup>1</sup> and in other establishments with specified health, insurance, and retirement plans.<sup>2</sup> United States and selected regions, April 1976)

Type of plan	United States <sup>3</sup>	New England	Middle Atlantic	Border States	Southeast	Southwest	Great Lakes	Pacific
All workers .....	100	100	100	100	100	100	100	100
Workers in establishments having contracts with ACWA <sup>1</sup> .....	79	93	97	81	29	52	85	96
Workers in other establishments providing:								
Life insurance .....	16	1	3	15	57	43	13	2
Noncontributory plans .....	13	1	3	13	46	-	12	2
Accidental death and dismemberment insurance .....	15	1	2	6	57	25	13	-
Noncontributory plans .....	12	1	2	4	46	-	12	-
Sickness and accident insurance or sick leave or both <sup>4</sup> .....	5	4	1	4	10	4	12	-
Sickness and accident insurance .....	5	4	1	4	10	-	12	-
Noncontributory plans .....	4	4	1	4	9	-	12	-
Sick leave (full pay, no waiting period) .....	( <sup>5</sup> )	-	-	-	-	4	-	-
Hospitalization insurance .....	18	5	2	15	67	43	13	4
Noncontributory plans .....	13	5	2	8	55	-	2	4
Surgical insurance .....	18	5	2	15	67	43	13	4
Noncontributory plans .....	13	5	2	8	55	-	2	4
Medical insurance .....	15	5	2	9	53	43	13	4
Noncontributory plans .....	10	5	2	4	42	-	2	4
Major medical insurance .....	14	5	1	5	53	31	13	4
Noncontributory plans .....	9	5	1	-	42	-	2	4
Retirement plans <sup>6</sup> .....	10	1	1	10	37	-	12	-
Pensions .....	1	-	-	10	-	-	-	-
Noncontributory plans .....	9	1	1	-	37	-	12	-

<sup>1</sup> Employers having contracts with ACWA contributed 5.56 percent of gross wages to the Social Insurance Fund of the Amalgamated Insurance Fund. Employee benefits provided by this fund include \$3,000 life insurance; sickness and accident insurance; and surgical, medical, and hospitalization benefits. Surgical, medical, and hospitalization benefits are also provided for the families of employees.

Employers having contracts with ACWA also contributed 4.64 percent of gross wages payable each pay period to the Retirement Fund of the Amalgamated Insurance Fund. The fund provides minimum retirement payments of \$95 a month, in addition to Federal social security, to qualified workers beginning at age 65. Additional monthly payments are made to eligible employees for each year of eligibility over 20 and up to 40 years and for average annual earnings over \$5,000 for the highest 5 of the 7 years immediately preceding retirement. Maximum monthly benefits are limited to \$200 and a base of \$85 is used in computing benefits exceeding \$95 per month. If otherwise eligible, workers may retire on disability at full benefits, or at age 62 with reduced retirement benefits.

A number of ACWA establishments had different health, insurance, and pension benefits. Most differences were in the amounts which establishments contributed to the social retirement funds. In addition a union health center was available in seven areas—Baltimore, Chicago, Philadelphia, New York City, Rochester, Scranton, and Wilkes-Barre. To maintain these centers, employers contributed specified percentages (2 percent or less) of gross wages. In New York and Philadelphia, employees also made contributions to health centers.

<sup>2</sup> Includes those plans for which the employer pays at least part of the cost and excludes legally required plans such as workers' compensation and social security; however, plans required by State temporary disability laws are included if the employer contributes more than is legally required or the employees receive benefits in excess of legal requirements. "Noncontributory plans" include only those plans financed entirely by the employer.

<sup>3</sup> Includes data for regions in addition to those shown separately.

<sup>4</sup> Unduplicated total of workers receiving sickness and accident insurance and sick leave shown separately.

<sup>5</sup> Less than 0.5 percent.

<sup>6</sup> Unduplicated total of workers covered by pension plans and severance pay shown separately.

NOTE: Because of rounding, sums of individual items may not equal totals.

## Appendix A. Regression Analysis

Conventional methods of analyzing wage variations using cross tabulations (simple regression) of data typically stop short of measuring the independent influence on wage levels of factors such as size of establishment, location, and union contract status. The independent effect of unionization on earnings, for example, may be obscured somewhat by earnings differentials associated with larger establishments and location in metropolitan areas—two characteristics generally found more often with union than nonunion establishments.

One method of isolating the independent effect on wages of various establishment and worker characteristics is multiple regression. By this method, the estimated wage differential for a given variable is independent of the influence of other survey variables. The variables included in table A-1 are defined, where necessary, in appendix B—Scope and Method of Survey.

In the regression analysis, one category of each of the variables in the equation is not shown explicitly, but its influence is embodied in the constant term. In tables A-1, therefore, the categories represented by the constant term are nonmetropolitan, small employment size, contract shop, nonunion, Southeast, and, for the five selected occupations, payment on a time basis. The average wage level relating to this set of suppressed characteristics is represented by the value of the constant term, and the coefficients of the explicit variables represent the differentials associated with categories of the characteristics which differ from the basic set embodied in the constant.

To determine the effects of the coefficients on average wage levels, values of the new variables are substituted in table A-1 for those suppressed in the constant term. For

example, if production workers are in a union shop, the estimated average hourly earnings are higher by 61 cents, or \$3.30 if other things are held constant. Further, if these workers are located in a metropolitan area, another 32 cents is added to the constant term. Thus included, the average hourly earnings would be raised to \$3.62.

Wage differences found by a simple cross-tabulation can be labeled *gross* differentials, and those isolated by regression techniques, *net* differentials. As illustrated in table A-2, net differentials are generally smaller than gross differentials. The smaller size of net wage differentials is to be expected, because of the aforementioned tendency for characteristics associated with higher wages, such as unionization and metropolitan location, to be found in combination. Regression techniques, thus, permit a more precise measurement of the impact of individual factors on the wage structure of an industry.

It should be emphasized that the regression analysis is not sufficiently complete to say with certainty that we have measured the truly independent impact on wage levels of particular employee and establishment characteristics. As table A-1 shows, the regression analysis left unexplained about 50 percent of the variation in average earnings levels for all production workers are about 43 to 63 percent of the variation in earnings for the five circumflex selected occupations. (See coefficient of determination,  $R^2$ .) This means that other factors, beyond the scope of the survey, undoubtedly influenced the estimates. However, by holding constant those characteristics within the survey scope, a definite improvement in the estimates for specified characteristics was obtained.

**Table A-1. Regression analysis of average hourly earnings, all production workers and selected occupations, men's and boys' suit and coat manufacturing industry, United States, April 1976**

Variable	All production workers	Cutters (cloth)	Finish pressers (machine)	Sewing machine operators (coats)	Sewing machine operators (trousers)	Sewing machine repairers (adjusters)
Constant	\$2.68 (.12)	\$3.23 (.58)	\$2.78 (.31)	\$2.15 (.13)	\$2.47 (.25)	\$4.85 (.34)
Metropolitan area	.32 (.11)	-.31 (.46)	.40 (.24)	.49 (.11)	.04 (.14)	.46 (.25)
Size of shop:						
250-499 workers	.24 (.09)	.60 (.33)	.23 (.21)	.30 (.09)	.14 (.14)	.28 (.26)
500 or more workers	.43 (.09)	-.23 (.32)	.92 (.23)	.44 (.10)	.16 (.16)	.12 (.29)
Regular or cutting shop	.05 (.10)	.18 (.51)	-.86 (.23)	-.31 (.10)	-.31 (.21)	-.88 (.31)
Union shop	.61 (.11)	1.25 (.44)	.30 (.24)	.58 (.11)	.39 (.16)	.90 (.28)
Incentive pay system	<sup>(1)</sup> ( <sup>1</sup> )	.61 (.27)	1.52 (.26)	.68 (.10)	.61 (.16)	.50 (.44)
Region:						
New England	.33 (.12)	1.20 (.69)	1.06 (.43)	.46 (.19)	1.14 (.31)	1.12 (.74)
Middle Atlantic	.44 (.20)	2.00 (.51)	.63 (.30)	.44 (.14)	.83 (.18)	-.57 (.35)
Border States	.43 (.14)	.19 (.48)	.41 (.29)	.35 (.13)	.58 (.18)	-.17 (.38)
Middle West	-.28 (.37)	1.03 (.96)	-.53 (1.10)	.01 (.36)	.37 (.47)	-.31 (1.80)
Southwest	-.44 (.24)	.20 (1.07)	-.40 (.59)	-.50 (.23)	-.25 (.31)	-1.16 (.60)
Great Lakes	.37 (.14)	.72 (.73)	.23 (.34)	.46 (.15)	.90 (.19)	-.04 (.36)
Pacific	.46 (.24)	1.08 (.65)	-.50 (.66)	.34 (.25)	.73 (.28)	-1.43 (.66)
Mountain	-.34 (.44)	-1.39 (.65)	-.62 (.92)	-.41 (.41)	-	-2.09 (1.28)
Statistical information:						
Coefficient of determination (circumflex R <sup>2</sup> )	.51	.42	.42	.57	.53	.38
Standard error of the estimate	.49	1.13	.92	.52	.48	.85
Mean (Y)	3.97	5.64	4.85	3.88	3.74	4.90
Number of observations (N)	228	104	168	277	107	87
Number of establishments (S)	228	100	149	184	78	87

<sup>1</sup> Data not applicable.

NOTE: Numbers in parenthesis are standard errors in cents per hour. Since the regression coefficients are based on a sample, they may differ from the figures that would have been obtained from a complete census of the industry. Chances are about 2 out of 3 that an estimate from the sample would differ from those in a total

census-derived value by less than the standard error, and about 19 out of 20 that the difference would be less than twice the standard error. Y is the mean of the earnings (dependent) variable weighted by production workers. N is the number of observations used in each regression equation, treating time and incentive workers in a firm as separate observations. S is the number of establishments in the sample or with employees in the occupations shown above.

**Table A-2. Earnings differentials associated with selected establishment characteristics, men's and boys' suit and coat manufacturing industry, United States, April 1976**

(In cents per hour)

Characteristic	All production workers	Cutters (cloth)	Finish pressers (machine)	Sewing machine operators (coats)	Sewing machine operators (trousers)	Sewing machine repairers (adjusters)
<b>Metropolitan to nonmetropolitan area:</b>						
Gross differential .....	\$0.80	\$1.46	\$1.01	\$1.00	\$0.34	\$0.71
Net differential .....	.32 (.11)	-.31 (.46)	.40 (.24)	.49 (.11)	.04 (.14)	.46 (.25)
<b>Union to nonunion:</b>						
Gross differential .....	1.10	1.99	1.03	1.20	.99	1.04
Net differential .....	.61 (.11)	1.25 (.44)	.30 (.24)	.58 (.11)	.39 (.16)	.90 (.28)
<b>Middle Atlantic to Southeast region:</b>						
Gross differential .....	1.06	2.13	1.19	1.20	1.12	.63
Net differential .....	.44 (.20)	2.00 (.51)	.63 (.30)	.44 (.14)	.83 (.18)	-.57 (.35)

NOTE: Gross differentials were derived from simple cross-tabulations; net differentials from multiple regression. Numbers in parenthesis are standard error.

## Appendix B. Scope and Method of Survey

### Scope of survey

The survey covered establishments engaged primarily in manufacturing men's, youths', and boys' suits, coats, and overcoats (part of industry 2311 as defined in the 1967 edition of the *Standard Industrial Classification Manual*, prepared by the U.S. Office of Management and Budget). Included in the study were establishments manufacturing tailored suits, separate coats or jackets, overcoats and top-coats, uniforms, and suit vests. Jobbers, who perform only entrepreneurial functions, such as buying material, arranging for all manufacturing to be done by others, and selling the finished product, were excluded from the survey, as were separate auxiliary units such as central offices.

The establishments studied were selected from those employing five workers or more at the time of reference of the data used in compiling the universe lists.

The number of establishments and workers studied by the Bureau as well as the number estimated to be within the scope of the survey during the payroll period studied, are shown in table B-1.

### Method of study

Data were obtained by personal visits of the Bureau's field staff. The survey was conducted on a sample basis. To obtain appropriate accuracy at minimum cost, a greater proportion of large than of small establishments was studied. In combining the data, however, all establishments were given their appropriate weight. All estimates are presented, therefore, as relating to all establishments in the industry excluding only those below the minimum size at the time of reference of the universe data.

**Table A-1. Estimated number of establishments and employees within scope of survey and number studied, men's and boys' suits and coats manufacturing, April 1976**

Region <sup>1</sup> and area <sup>2</sup>	Number of establishments <sup>3</sup>		Workers in establishments		
	Within scope of study	Actually studied	Within scope of study		Actually studied
			Total <sup>4</sup>	Production workers	
United States <sup>5</sup> .....	447	228	73,768	64,105	52,995
<b>Selected regions</b>					
New England .....	22	22	3,511	3,024	3,511
Middle Atlantic .....	247	112	33,878	29,572	23,359
Border States .....	41	25	9,044	8,012	6,465
Southeast .....	53	24	12,741	11,443	8,355
Southwest .....	16	9	1,719	1,415	1,397
Great Lakes .....	39	18	9,751	8,083	7,753
Pacific .....	18	10	2,009	1,631	1,163
<b>Selected localities</b>					
Atlantic City and Vineland-Millville-Bridgeton, N.J. ....	11	8	2,510	2,308	1,888
Baltimore, Md .....	18	12	3,022	2,613	2,073
Regular and cutting shops .....	14	9	2,382	2,019	1,586
Contract shops .....	4	3	640	594	487
Boston, Mass .....	11	11	441	384	441
Bristol County, Mass .....	6	6	1,816	1,580	1,816
Georgia .....	23	12	6,039	5,462	4,233
Kentucky .....	11	9	3,751	3,431	3,497
Philadelphia, Pa.-N.J. ....	45	30	8,513	7,323	7,112
Regular and cutting shops .....	30	20	5,578	4,634	4,959
Contract shops .....	15	10	2,935	2,689	2,153
New York, N.Y. ....	130	50	9,234	7,709	5,356
Regular and cutting shops .....	81	27	5,193	3,932	3,149
Contract shops .....	49	23	4,041	3,777	2,207

<sup>1</sup> The regions used in this study include *New England*—Connecticut, Maine, Massachusetts, New Hampshire, Rhode Island, and Vermont; *Middle Atlantic*—New Jersey, New York, and Pennsylvania; *Border States*—Delaware, District of Columbia, Kentucky, Maryland, Virginia, and West Virginia; *Southeast*—Alabama, Florida, Georgia, Mississippi, North Carolina, South Carolina, and Tennessee; *Southwest*—Arkansas, Louisiana, Oklahoma, and Texas; *Great Lakes*—Illinois, Indiana, Michigan, Minnesota, Ohio, and Wisconsin; and *Pacific*—California, Nevada, Oregon, and Washington.

<sup>2</sup> See individual area tables 8-21 for definitions of selected areas.

<sup>3</sup> Includes only those establishments with 5 workers or more at the time of reference of the universe data.

<sup>4</sup> Includes executive, professional, office, and other workers in addition to the production worker category shown separately.

<sup>5</sup> Includes data for regions in addition to those shown separately. Alaska and Hawaii were not included in the study.

NOTE: Because of rounding, sums of individual items may not equal totals.

## **Establishment definition**

An establishment, for purposes of this study, is defined as a single physical location where industrial operations are performed. An establishment is not necessarily identical with the company, which may consist of one or more establishments.

## **Employment**

The estimates of the number of workers within scope of the study are intended as a general guide to the size and composition of the labor force, rather than a precise measure of employment.

## **Production workers**

The term "production workers," as used in this bulletin, includes working blue-collar worker supervisors and all non-supervisory workers engaged in nonoffice functions. Administrative, executive, professional, and technical personnel, and force-account construction employees, who were employed as a separate work force on the firm's own properties, were excluded.

## **Occupations selected for study**

Occupational classification was based on a uniform set of job descriptions designed to take account of interestablishment and interarea variations in duties within the same job. (See appendix C for these descriptions.) The criteria for selection of the occupation were: Number of workers in the occupation; usefulness of the data in collective bargaining; and appropriate representation of the entire job scale in the industry. Working supervisors, apprentices, learners, beginners, trainees, and handicapped, part-time, temporary, and probationary workers were not reported in the data for selected occupations but were included in the data for all production workers.

## **Wage data**

Information on wages relates to straight-time hourly earnings, excluding premium pay for overtime and for work on weekends, holidays, and late shifts. Incentive payments, such as those resulting from piecework or production bonus systems and cost-of-living bonuses, were included as part of the workers' regular pay; but nonproduction bonus payments, such as Christmas or yearend bonuses, were excluded.

Average (mean) hourly rates or earnings for each occupation or other groups of workers, such as men, women, or production workers, were calculated by weighting each rate (or hourly earnings) by the number of workers receiving the rate, totaling, and dividing by the number of individuals.

Hourly earnings of salaried workers were obtained by dividing straight-time salary by normal rather than actual hours.

## **Size of community**

Tabulations by size of community pertain to metropolitan and nonmetropolitan areas. The term "metropolitan area," as used in this bulletin, refers to the Standard Metropolitan Statistical Areas as defined by the U.S. Office of Management and Budget through February 1974.

Except in New England, a Standard Metropolitan Statistical Area is defined as a county or group of contiguous counties which contains at least one city of 50,000 or more inhabitants. Counties contiguous to the one containing such a city are included in a Standard Metropolitan Statistical Area, if, according to certain criteria, they are essentially metropolitan in character and are socially and economically integrated with the central city. In New England, the city and town are administratively more important than the county, and they are the units used in defining Standard Metropolitan Statistical Areas for that region.

## **Method of wage payment**

Tabulations by method of wage payment relate to the number of workers paid under the various time and incentive wage systems. Formal rate structures for time-rated workers provide single rates or a range of rates for individual job categories. In the absence of a formal rate structure, pay rates are determined primarily by the qualifications of the individual worker. A single rate structure is one in which the same rate is paid to all experienced workers in the same job classification. Learners, apprentices, or probationary workers may be paid according to rate schedules which start below the single rate and permit the workers to achieve the full job rate over a period of time. Individual experienced workers occasionally may be paid above or below the single rate for special reasons, but such payments are regarded as exceptions. Range of rate plans are those in which the minimum or maximum rates (or both) paid experienced workers for the same job are specified. Specific rates of individual workers within the range may be determined by merit, length of service, or a combination of various concepts of merit and length of service. Incentive workers are classified under piecework or bonus plans. Piecework is work for which a predetermined rate is paid for each unit of output. Production bonuses are based on production over a quota or for completion of a task in less than standard time.

## **Scheduled weekly hours**

Data on weekly hours refer to the predominant work schedule for full-time production workers employed on the day shift.

## Supplementary wage provisions

Supplementary benefits were treated statistically on the basis that if formal provisions were applicable to half or more of the production workers in an establishment, the benefits were considered applicable to all such workers. Similarly, if fewer than half of the workers were covered, the benefit was considered nonexistent in the establishment. Because of length-of-service and other eligibility requirements, the proportion of workers receiving the benefits may be smaller than estimated.

*Paid vacations.* The summary of vacation plans is limited to formal arrangements, excluding informal plans whereby time off with pay is granted at the discretion of the employer or the supervisor. Payments not on a time basis were converted; for example, a payment of 2 percent of annual earnings was considered the equivalent of 1 week's pay. The periods of service for which data are presented were selected as representative of the most common practices, but they do not necessarily reflect individual establishment provisions for progression. For example, the changes in proportions indicated at 10 years of service may include changes which occurred between 5 and 10 years.

*Health, insurance, and retirement plans.* Data are presented for health, insurance, and pension plans for which all or part of the cost is borne by the employer, excluding programs required by law, such as workers' compensation and social security. Among the plans included are those underwritten by a commercial insurance company; those provided through a union fund; or those paid directly by the employer from his current operating funds or from a fund set aside for this purpose.

Death benefits are included as a form of life insurance. Sickness and accident insurance is limited to that type of insurance under which predetermined cash payments are made directly to the insured on a weekly or monthly basis during illness or accident disability. Information is pre-

sented for all such plans to which the employer contributes at least a part of the cost. However, in New York and New Jersey, where temporary disability insurance laws require employer contributions,<sup>1</sup> plans are included only if the employer (1) contributes more than is legally required, or (2) provides the employees with benefits which exceed the requirements of the law.

Tabulations of paid sick-leave plans are limited to formal plans which provide full pay or a proportion of the worker's pay during absence from work because of illness; informal arrangements have been omitted. Separate tabulations are provided according to (1) plans which provide full pay and no waiting period, and (2) plans providing either partial pay or a waiting period.

Medical insurance refers to plans providing for complete or partial payment of doctors' fees. Such plans may be underwritten by a commercial insurance company or a non-profit organization, or they may be a form of self-insurance.

Major medical insurance, sometimes referred to as extended medical insurance, includes the plans designed to cover employees in case of sickness or injury involving an expense which exceeds the normal coverage of hospitalization, medical, and surgical plans.

Tabulations of retirement pensions are limited to plans which provide regular payments for the remainder of the retiree's life. Data are presented separately for retirement severance pay (one payment or several over a specified period of time) made to employees upon retirement. Establishments providing both retirement severance pay and retirement pensions to employees were considered as having both retirement pension and retirement severance pay. Establishments having optional plans which provide employees a choice of either retirement severance pay or pensions were considered as having only retirement pension benefits.

<sup>1</sup> The temporary disability insurance laws in California and Rhode Island do not require employer contributions.

## Appendix C. Occupational Descriptions

The primary purpose of preparing job descriptions for the Bureau's wage survey is to assist its field staff in classifying into appropriate occupations workers who are employed under a variety of payroll titles and different work arrangements from establishment to establishment and from area to area. This permits the grouping of occupational wage rates representing comparable job content. Because of this emphasis on interestablishment and interarea comparability of occupational content, the Bureau's job description may differ significantly from those **used in individual** establishments or those prepared for other purposes. In applying these job descriptions, the Bureau's field economists are instructed to exclude working supervisors, apprentices, learners, beginners, trainees, and handicapped, part-time, temporary, and probationary workers.

### CUTTING

#### Cutter, cloth

Cuts cloth (other than linings) by hand or machine after pattern has been outlined on materials by the marker. Workers who *mark* and cut are to be classified as: Cutters and markers (see below).

#### Cutter, lining

Cuts out body linings, stays, sleeve linings and/or other parts of the inner lining from single or multiple layers of fabric. May also mark the outline for the cutting operation.

#### Cutter and marker, cloth

Arranges patterns on material (other than linings) and marks outlines of pattern with *chalk* and cuts material by hand or machine. May assemble various parts of garment, matching stripes or plaids where required; may also spread or lay-up layers of fabric.

#### Marker

Arranges patterns on materials to be cut and marks outline with chalk.

#### Spreader

Spreads (lays-up) multiple layers of cloth smoothly and evenly on a cutting table by hand or with the aid of a

spreading machine. Cuts each ply to length from the bolt of material.

### COAT FABRICATION

#### Baster, hand

Arranges and hand-sews parts of garments together with long stitches, usually to hold parts together temporarily until they are stitched by others. Includes hand basters who sew lining and padding into shoulders and around armholes of coats.

#### Button sewer, hand

Sews buttons to garments by hand, using needle and thread. In addition, may match buttons or mark locations of buttons.

#### Buttonhole maker, hand

Sews buttonholes in garments by hand.

#### Collar setter, hand

Bastes top collar and under collar to neck of coat and tacks collar corner by hand; tacks gorge seam open.

### **Finisher, hand**

Performs one or more of the following hand operations: Sewing or felling lining to lining, or lining to cloth at the armholes, shoulders, sleeve bottoms, body lining, top and undercollar to neck of coat, and felling corners where it is impractical or undersirable for the various machines to be used—such as corners between facing and bottom turnup, openings with thick seams, etc.

### **Fitter**

(Trimmer)

Sorts, matches, and trims garment parts and linings preparatory to the sewing operations. This classification excludes workers who do only such single operations as stamping, marking sizes, marking stitches, etc.

### **Inspector, final**

(Examiner)

Examines and inspects completed coats prior to pressing or shipping. Work involves: Determining whether the coats conform to shop standards of quality and marking defects such as dropped stitches, bad seams, etc. In addition may make minor repairs.

Thread trimmers who may only casually inspect garments are not included in this classification. In many shops manufacturing inexpensive garments, there will be no inspectors falling within this description; in those shops whatever inspection is carried on is usually performed by thread trimmers.

### **Pairer and turner**

Pairs or brings together parts of the garment for assembly, or turns various parts, excluding front edges and collars.

### **Presser, finish**

Performs the *final* pressing operations on completed coats by means of a hand pressing iron, or a pressing machine which is heated by gas or steam. Workers who press only a portion of the completed garment are also included in this classification.

**Workers are classified according to the type of pressing equipment used.**

*Presser, finish, hand*

*Presser, finish, machine*

### **Sewing machine operator**

Operates a standard industrial machine or a special-purpose sewing machine to perform the stitching involved in making parts of garments in joining various garment sections together, or in attaching previously completed garment parts to partially completed garments.

*Sewing machine operators working on coat fabrication are classified according to the following breakdowns:*

*Basters* — Bastes front edges and bottoms of the coat with a temporary removable chain-stitch. Also, include *jump-stitch machine operators* who baste armholes, canvas shoulder pads, facings, linings, vents, or yokes.

*Button-sewing* — Operates a button-sewing machine that automatically sews buttons to garments or garment parts.

*Buttonhole making* — Operates a buttonhole machine that automatically cuts and stitches buttonholes in garments or garment parts.

*Collar preparing, except piecing or padding* — Bastes top collar to under collar and bastes edge all around with jump stitch machine.

*Collar setting* — Bastes top collar and under collar to neck of coat by machine; *or* sews top collar to gorge and across neck with a plain sewing machine and bastes or sews undercollar to neck with a zigzag machine.

*Facing tacking* — Tacks facing to front with blind stitch machine.

*Fell body lining, bottom and side* — Fells (joins) body lining to cloth forepart at side seams and bottom of coat with a machine designed to join parts by means of a blind stitch which does not show in the front side of the cloth.

*Join shoulder, cloth* — Joins shoulder of cloth forepart to back.

*Join side seams* — Joins back to forepart (front) of garment.

*Join undercollar, join sleeve lining, or piece pockets* — Includes operators who join undercollar cloth and under-collar canvas; or join top-sleeve lining to under-sleeve lining; or sew cloth and lining facings to the pocket lining and may also make the cash pocket.

*Lining maker, body* – Sews lining to facing and makes inside breast pocket by machine (double needle knife machine or Reese pocket machine).

*Pad collar and lapels* – Joins (pads or quilts) collar and lapel or forepart to canvas by numerous rows of blind stitching.

*Pocket setting and tacking* – Sews flap and bosom to front, cuts open, turns, tacks corners, and sews around silesia pocket; sets outside welt, cuts open, tacks corners, and sews around silesia pocket.

*Sew darts, cloth* – Sews the “darts,” “gores,” or “clams” in the body at the waist of coat front (cloth).

*Sew edge tape* – Sews narrow tape down front edges of coat and across bottoms after facing is first attached to front by hand or machine basting. Usually performed on sewing machine with cutting attachment.

*Sew in sleeve* – Sews completed sleeves to the body of the coat.

*Sleeve marking, cloth* – Sews in seam of cloth, makes turnups with wigan, sews elbow seam, and makes sleeve vent by machine.

*Tape armholes* – Sews a narrow tape and/or bias strip to the armholes of either, or both, front and back parts of coat.

#### **Shaper**

Shapes edge and bottom with a clicker machine by pairing fronts, placing them on block, setting metal dies on fronts, and clicking machine. Include workers who mark and trim lapels, front edge, bottom of coat, and under collar with shears or special pattern (“shaper” or “undercollar shaper”). The lower part of the front edge and bottoms may also be marked with the aid of special patterns.

#### **Tailor, all-around**

Performs several or all of the hand basting, hand sewing, and sewing machine operations included in the making of a coat.

#### **Thread trimmer and basting puller**

Trims loose thread ends and removes basting threads of coats prior to pressing.

Workers who also carefully examine and inspect garments are classified as inspectors, final.

#### **Underpresser**

Uses hand iron, machine iron, or powered press to press various parts of coat such as armholes, darts, long seams, short seams, etc., during the fabricating process.

### **TROUSER FABRICATION**

#### **Inspector, final**

(Examiner)

Examines and inspects completed trousers prior to pressing or shipping. Work involves: Determining whether the trousers conform to shop standards of quality and marking defects such as dropped stitches, bad seams, etc. In addition, may make minor repairs.

Thread trimmers who may only casually inspect garments are not included in this classification. In many shops manufacturing inexpensive garments, there will be no inspectors falling within this description; in those shops whatever inspection is carried on is usually performed by thread trimmers.

#### **Presser, finish**

Performs all the *final* pressing operations, both tops and legs, on completed trousers, by means of steam pressing machine. Workers who press only a portion of the completed garment are *not* included in this classification.

#### **Sewer, hand**

(Finisher)

Performs sewing operations by hand including sewing on buttons, making buttonholes, sewing on size tickets, stitching edges, closing openings that have been left by various hand machine operations, etc.

#### **Sewing machine operator**

Sewing machine operators working on trouser fabrication are to be classified according to the following breakdown:

*Attach fly* – Attaches either/or both right and left fly to trousers.

*Attach waistband* – Attaches cloth waistband all around top of trousers.

*Attach zipper* – Sews zipper to either/or both left and right flies.

*Bartacking* – Sews bartacks at various parts of garment, such as at ends of pocket openings, at the bottom of fly opening, at top and bottom of belt loops, and/or buttonhole ends for reinforcement, on a specially designed sewing machine.

*Join seams* – Joins front and back legs at inner or outer seam, or joins right and left halves of trousers at the center, back, or seatseams.

*Make pockets* – Makes either complete front, side or back pockets, or complete pockets exclusive of sewing facings (piecings) to pocket linings.

*Piecing flies* – Performs operations for preparing the fly prior to attaching fly to trousers, exclusive of zipper sewing.

*Piecing pockets* – Sews cloth facings to pocket linings before linings are sewed to the trousers.

*Serging* – Makes covering (or overlocking, overcasting, or serging) stitch over raw edges of cloth on a special machine to prevent ravelling.

*Sew on waistband lining* – Sews waistband lining to cloth waistband, or to top of trousers when there is no separate cloth waistband, on a plain or special machine.

*Stitch pockets* – Stitches around edge of pocket lining, after the pockets have been turned, as a reinforcing seam.

#### **Thread trimmer and basting puller**

Trims loose thread ends and removes basting threads of trousers prior to pressing.

Workers who also carefully examine and inspect garments are classified as inspectors, final.

#### **Underpresser**

Uses hand iron, machine iron, or a powered press to press garment parts such as pockets, seams, etc., during the fabricating process.

#### **Adjuster**

(Sewing machine repairer)

Adjusts and repairs sewing machines used in the establishment. Work involves most of the following: Examines machines faulty in operation to diagnose source of trouble; dismantling or partly dismantling machines, replacing broken or worn out parts or performing other repairs, and reassembling machines; adjusting machines to function efficiently by turning adjustment screws and nuts; regulating length of stroke of needle and horizontal movement feeding mechanism under needle; replacing or repairing transmission belts; preparing specifications for major repairs and initiating orders for replacement parts; using a variety of hand tools in fitting and replacing parts. May also do adjustments on pressing machines.

#### **Janitor**

Cleans and keeps in an orderly condition factory working areas and washrooms, or premises of an office or other establishment. Duties involve *a combination of the following*: Sweeping, mopping or scrubbing, and polishing floors; removing chips, trash, and other refuse; dusting equipment, furniture, or fixtures, polishing metal fixtures or trimmings; providing supplies and minor maintenance services; cleaning lavatories, showers, and restrooms. Workers who specialize in window washing are excluded.

#### **Packer**

Places finished garments in shipping containers. In addition, may also seal or close container, and/or place shipping or identification marks on container.

#### **Stock clerk, garments**

Receives completed garments, stores garments according to size, style, and color; and prepares garments for shipment. May also assembly parts (coats, vests, and trousers) into complete garments and keep records of garments received and prepared for shipment.

This classification does not include stockroom helpers or employees who supervise stock clerks and helpers.

**Stock clerk, piece goods**

Receives bolts of cloth (piece goods) and checks the receipts against orders; arranges the cloth in bins or on shelves according to style, quality, and color; and issues cloth to cutting department according to requisitions. May also keep inventory records of stock and notify the proper official when cloth is needed; and issue linings and findings such as buttons, thread, and tape.

This classification does not include stockroom helpers or employees who supervise stock clerks and helpers.

**Work distributor**

(Bundle carrier)

Carries or trucks garments in various stages of completion to the worker who is to perform the next operation on the garment. May exercise some discretion in distributing work, but has no supervisory responsibilities.

## Industry Wage Studies

The most recent reports providing occupational wage data for industries included in the Bureau's program of industry wage surveys since 1960 are listed below. Copies are for sale from the Superintendent of Documents, U.S. Government Printing Office, Washington, D.C. 20402, or from

any of its regional sales offices, and from the regional offices of the Bureau of Labor Statistics shown on the inside back cover. Copies that are out of stock are available for reference purposes at leading public, college, or university libraries, or at the Bureau's Washington or regional offices.

### *Manufacturing*

Basic Iron and Steel, 1972. BLS Bulletin 1839  
Candy and Other Confectionery Products, 1975. BLS Bulletin 1939  
Cigar Manufacturing, 1972. BLS Bulletin 1796  
Cigarette Manufacturing, 1976. BLS Bulletin 1944  
Corrugated and Solid Fiber Boxes, 1976. BLS Bulletin 1921  
Fabricated Structural Steel, 1974. BLS Bulletin 1935  
Fertilizer Manufacturing, 1971. BLS Bulletin 1763  
Flour and Other Grain Mill Products, 1972. BLS Bulletin 1803  
Fluid Milk Industry, 1973. BLS Bulletin 1871  
Footwear, 1975. BLS Bulletin 1946  
Hosiery, 1973. BLS Bulletin 1863  
Industrial Chemicals, 1971. BLS Bulletin 1768  
Iron and Steel Foundries, 1973. BLS Bulletin 1894  
Leather Tanning and Finishing, 1973. BLS Bulletin 1835  
Machinery Manufacturing, 1974-75. BLS Bulletin, 1929  
Meat Products, 1974, BLS Bulletin 1896  
Men's and Boys' Separate Trousers, 1974. BLS Bulletin 1906  
Men's and Boys' Shirts (Except Work Shirts) and Nightwear. 1974. BLS Bulletin 1901  
**Men's and Boys' Suits and Coats, 1976. BLS Bulletin 1962**  
Miscellaneous Plastics Products, 1974. BLS Bulletin 1914  
Motor Vehicles and Parts, 1973-74. BLS Bulletin 1912  
Nonferrous Foundries, 1975. BLS Bulletin 1952  
Paints and Varnishes, 1970. BLS Bulletin 1739  
Paperboard Containers and Boxes, 1970. BLS Bulletin 1719  
Petroleum Refining, 1976. BLS Bulletin 1948  
Pressed or Blown Glass and Glassware, 1975. BLS Bulletin 1923  
Pulp, Paper, and Paperboard Mills, 1972. BLS Bulletin 1844  
Southern Sawmills and Planing Mills, 1969. BLS Bulletin 1694  
Structural Clay Products, 1975. BLS Bulletin 1942  
Synthetic Fibers, 1970. BLS Bulletin 1740  
Textile Dyeing and Finishing, 1970. BLS Bulletin 1757

### *Manufacturing—Continued*

Textiles, 1975. BLS Bulletin 1945  
Wages and Demographic Characteristics in Work Clothing Manufacturing, 1972. BLS Bulletin 1858  
West Coast Sawmilling, 1969. BLS Bulletin 1704  
Women's and Misses' Coats and Suits, 1970. BLS Bulletin 1728  
Women's and Misses' Dresses, 1974. BLS Bulletin 1908  
Wood Household Furniture, Except Upholstered, 1974. BLS Bulletin 1930.

### *Nonmanufacturing*

Appliance Repair Shops, 1975. BLS Bulletin 1936  
Auto Dealer Repair Shops, 1973. BLS Bulletin 1876  
Banking, 1973. BLS Bulletin 1862  
Bituminous Coal Mining, 1967. BLS Bulletin 1583  
Communications, 1975. BLS Bulletin 1954  
Contract Cleaning Services, 1974. BLS Bulletin 1916  
Contract Construction, 1973. BLS Bulletin 1911  
Crude Petroleum and Natural Gas Production, 1972. BLS Bulletin 1797  
Department Stores, 1973. BLS Bulletin 1869  
Educational Institutions: Nonteaching Employees, 1968-69. BLS Bulletin 1671  
Electric and Gas Utilities, 1972. BLS Bulletin 1834  
Hospitals, 1975-76. BLS Bulletin 1949  
Hotels and Motels, 1973. BLS Bulletin 1883  
Laundry and Cleaning Services, 1968. BLS Bulletin 1645<sup>1</sup>  
Life Insurance, 1971. BLS Bulletin 1791  
Metal Mining, 1972. BLS Bulletin 1820  
Motion Picture Theaters, 1966. BLS Bulletin 1542<sup>1</sup>  
Nursing Homes and Related Facilities, 1976. BLS Bulletin 1974  
Scheduled Airlines, 1975. BLS Bulletin 1951  
Wages and Tips in Restaurants and Hotels, 1970. BLS Bulletin 1712

<sup>1</sup> Bulletin out of stock.

Keep up to date with:

# MAJOR COLLECTIVE BARGAINING AGREEMENTS

The Bureau of Labor Statistics has published a series of 16 bulletins dealing with key issues in collective bargaining. The bulletins are based on analysis of about 1800 major agreements and show how negotiators in different industries handle specific problems. The studies are complete with illustrative clauses identified by the company and union signatories, and detailed tabulations on the prevalence of clauses.

---

## ORDER FORM

Title (Check Publication Desired)	Bulletin Number	Date of Publication	Price
<i>Major Collective Bargaining Agreements:</i>			
<input type="checkbox"/> Grievance Procedures.....	1425-1.....	1964.....	\$ 1.45
<input type="checkbox"/> Severance Pay and Layoff Benefit Plans.....	1425-2.....	1965.....	1.80
<input type="checkbox"/> Supplemental Unemployment Benefit Plans and Wage-Employment Guarantees.....	1425-3.....	1965.....	1.80
<input type="checkbox"/> Deferred Wage Increase and Escalator Clauses.....	1425-4.....	1966.....	1.10
<input type="checkbox"/> Management Rights and Union-Management Cooperation.....	1425-5.....	1966.....	1.35
<input type="checkbox"/> Arbitration Procedures.....	1425-6.....	1966.....	2.40
<input type="checkbox"/> Training and Retraining Provisions.....	1425-7.....	1969.....	1.05
<input type="checkbox"/> Subcontracting.....	1425-8.....	1969.....	1.10
<input type="checkbox"/> Paid Vacation and Holiday Provisions.....	1425-9.....	1969.....	1.90
<input type="checkbox"/> Plant Movement, Transfer, and Relocation Allowances.....	1425-10.....	1969.....	1.55
<input type="checkbox"/> Seniority in Promotion and Transfer Provisions.....	1425-11.....	1970.....	1.25
<input type="checkbox"/> Administration of Negotiated Pension, Health, and Insurance Plans.....	1425-12.....	1970.....	1.00
<input type="checkbox"/> Layoff, Recall, and Worksharing Procedures.....	1425-13.....	1972.....	1.75
<input type="checkbox"/> Administration of Seniority.....	1425-14.....	1972.....	1.25
<input type="checkbox"/> Hours, Overtime and Weekend Work.....	1425-15.....	1974.....	1.45
<input type="checkbox"/> Safety and Health Provisions.....	1425-16.....	1976.....	1.30
Total for all 16 Bulletins.....			\$23.50

---

To order, check the bulletins wanted above, and mail the list with payment, to your nearest Bureau of Labor Statistics regional office. MAKE CHECK PAYABLE TO SUPERINTENDENT OF DOCUMENTS.

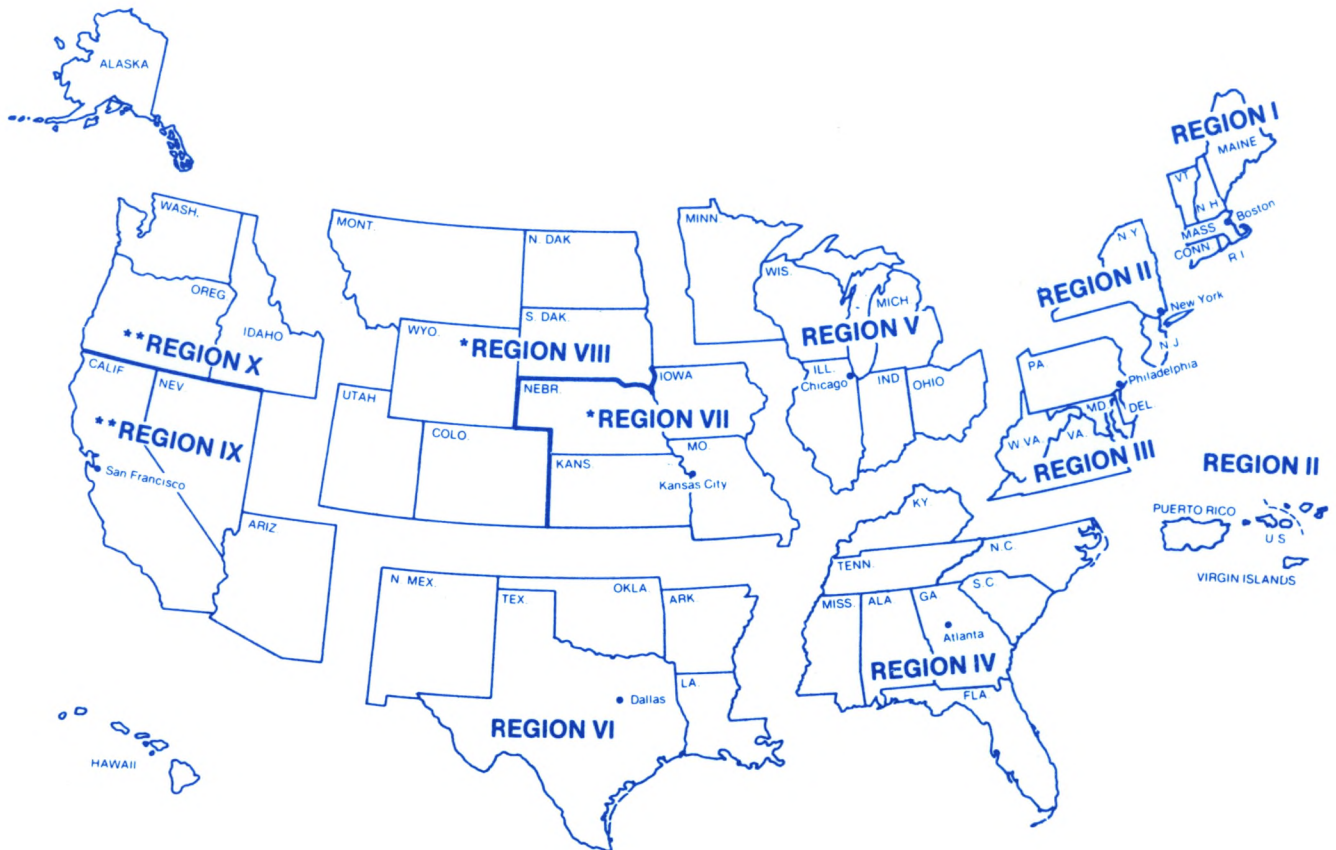
### Regional Office

#### Bureau of Labor Statistics

#### U.S. Department of Labor

1603 Federal Building, Boston, Mass. 02203  
1515 Broadway, New York, N.Y. 10036  
3535 Market Street, Philadelphia, Pa. 19101  
1371 Peachtree Street, N.E., Atlanta, Ga. 30309  
230 S. Dearborn Street, Chicago, Ill. 60604  
911 Walnut Street, Kansas City, Mo. 64106  
555 Griffin Square Building, Dallas, Texas 75202  
450 Golden Gate Ave., San Francisco, Calif. 94102

# Bureau of Labor Statistics Regional Offices



**Region I**

1603 JFK Federal Building  
Government Center  
Boston, Mass. 02203  
Phone: (617) 223-6761

**Region II**

Suite 3400  
1515 Broadway  
New York, N.Y. 10036  
Phone: (212) 399-5405

**Region III**

3535 Market Street  
P.O. Box 13309  
Philadelphia, Pa. 19101  
Phone: (215) 596-1154

**Region IV**

1371 Peachtree Street, NE.  
Atlanta, Ga. 30309  
Phone: (404) 881-4418

**Region V**

9th Floor  
Federal Office Building  
230 S. Dearborn Street  
Chicago, Ill. 60604  
Phone: (312) 353-1880

**Region VI**

Second Floor  
555 Griffin Square Building  
Dallas, Tex. 75202  
Phone: (214) 749-3516

**Regions VII and VIII\***

911 Walnut Street  
Kansas City, Mo. 64106  
Phone: (816) 374-2481

**Regions IX and X\*\***

450 Golden Gate Avenue  
Box 36017  
San Francisco, Calif. 94102  
Phone: (415) 556-4678

\*Regions VII and VIII are serviced  
by Kansas City

\*\*Regions IX and X are serviced  
by San Francisco

U. S. Department of Labor  
Bureau of Labor Statistics  
Washington, D.C. 20212

---

Official Business  
Penalty for private use, \$300

Postage and Fees Paid  
U.S. Department of Labor

Third Class Mail

Lab-441

